


**Deloitte.**

**500**<sup>TM</sup>

**Technology Fast 500**

**2020** NORTH AMERICA

.....  
25 years of innovation



**2020 Technology Fast 500**  
Recognizing growth & innovation

November 2020 v1.1

.....

# Contents

[About the Deloitte Technology Fast 500](#)

[The Top 10](#)

[By the numbers](#)

[The Winners' List](#)

[Contacts](#)

[More information](#)

[Biotechnology/pharmaceutical](#)

[Communications/networking](#)

[Digital content/media/entertainment](#)

[Electronic devices/hardware](#)

[Energy tech](#)

[Medical devices](#)

[Software & SaaS](#)



# About the Deloitte Technology Fast 500



Now in its 26th year, the Deloitte Technology Fast 500 is the leading technology awards program in North America (US and Canada). Combining technological innovation, entrepreneurship, and rapid growth, Fast 500 companies—large, small, public, and private—span a variety of industry sectors and are leaders in hardware, software, telecom, semiconductors, life sciences, and emerging areas, such as energy technology. These companies are on the cutting edge and are transforming the way we do business today.

## Selection and qualifying criteria

The Technology Fast 500 provides a ranking of the fastest-growing technology, media, telecommunications, life sciences, and energy tech companies—both public and private—in North America. Technology Fast 500 award winners for 2020 are selected based on percentage fiscal year revenue growth during the period from 2016 to 2019.

In order to be eligible for Technology Fast 500 recognition, companies must own proprietary intellectual property or technology that is sold to customers in products that contribute to a majority of the company's operating revenues. Companies must have base-year operating revenues of at least \$50,000 USD, and current-year operating revenues of at least \$5 million USD. Additionally, companies must be in business for a minimum of four years and be headquartered within North America.

The rankings are compiled from nominations submitted directly to the Technology Fast 500 website, and public company database research conducted by Deloitte LLP.

## Program information

If you would like to learn more about the Technology Fast 500 program, please register [here](#) to receive program email alerts. To download the 2020 rankings, go to: [www.Fast500.com](http://www.Fast500.com).



# The Top 10

Rank	Company name	Primary industry	% Growth	City	State/ Province	CEO name
1	<b>Arrowhead Pharmaceuticals, Inc.</b>	Biotechnology/pharmaceutical	106,508%	Pasadena	CA	Christopher Anzalone
2	<b>Ultragenyx Pharmaceutical Inc.</b>	Biotechnology/pharmaceutical	77,880%	Novato	CA	Emil D. Kakkis
3	<b>Branch Metrics</b>	Software & SaaS	48,918%	Redwood City	CA	Alex Austin
4	<b>OneTrust</b>	Software & SaaS	48,337%	Atlanta	GA	Kabir Barday
5	<b>Transmit Security</b>	Software & SaaS	45,688%	Boston	MA	Mickey Boodaei
6	<b>Drift</b>	Software & SaaS	35,475%	Boston	MA	David Cancel
7	<b>Karyopharm Therapeutics Inc.</b>	Biotechnology/pharmaceutical	26,454%	Newton	MA	Michael G. Kauffman
8	<b>CharterUP</b>	Software & SaaS	24,737%	Atlanta	GA	Armir Harris
9	<b>Cara Therapeutics, Inc.</b>	Biotechnology/pharmaceutical	23,023%	Stamford	CT	Derek Chalmers
10	<b>Akebia Therapeutics, Inc.</b>	Biotechnology/pharmaceutical	21,724%	Cambridge	MA	John Butler




# By the numbers


## Private vs. public

● Private ● Public

### Percentage of companies



### Top 100 companies





# By the numbers (cont.)


## 3-year growth rate

**119**

companies had a growth rate of **1,000% or higher**

**81%**

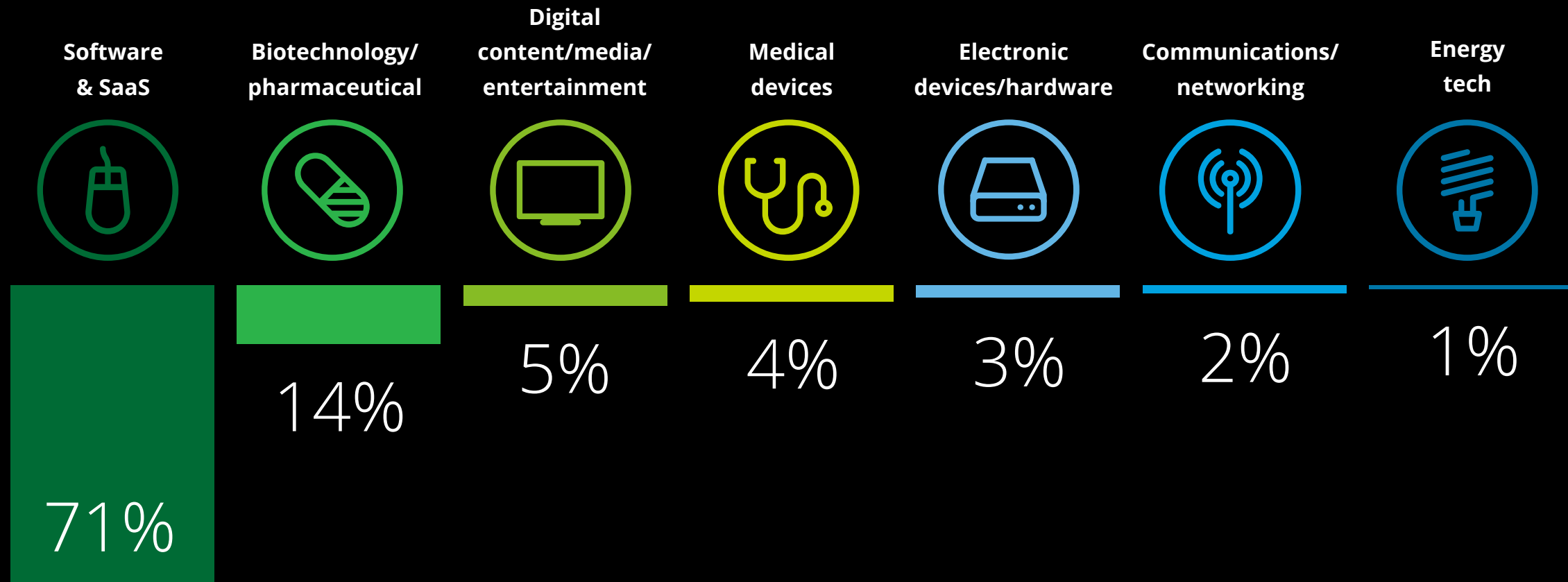
of companies received **venture capital/private equity funding** in their history





# By the numbers (cont.)

## Winners by industry






# By the numbers (cont.)

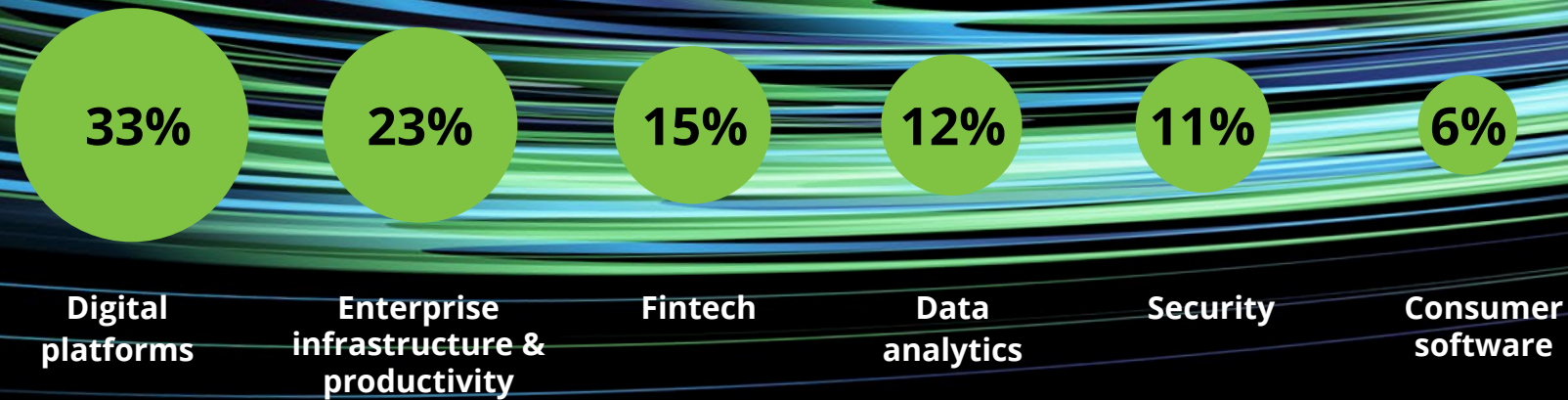
## Winners by industry

Software remains the leading industry with **353 companies**



And is on the rise with a **3% increase** from last year

### Software sub-sectors

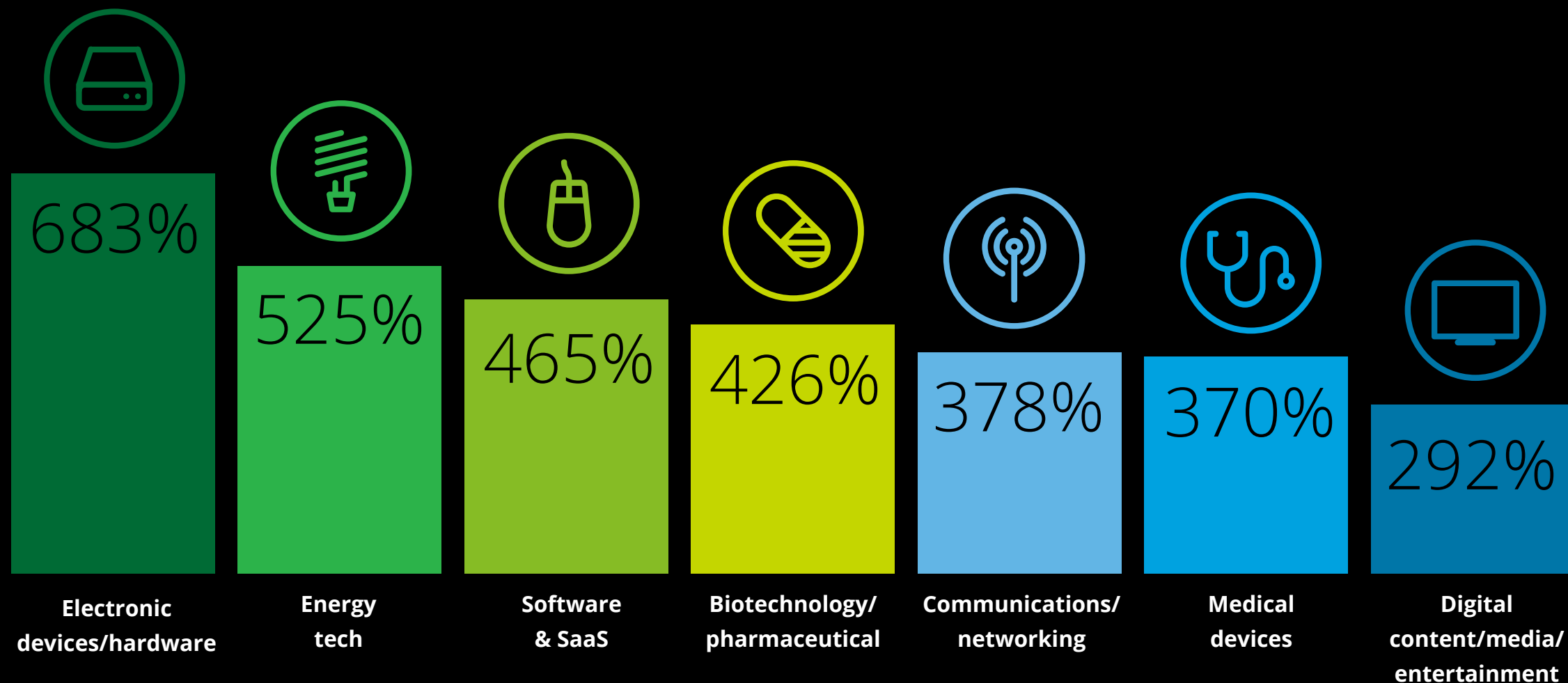






# By the numbers (cont.)

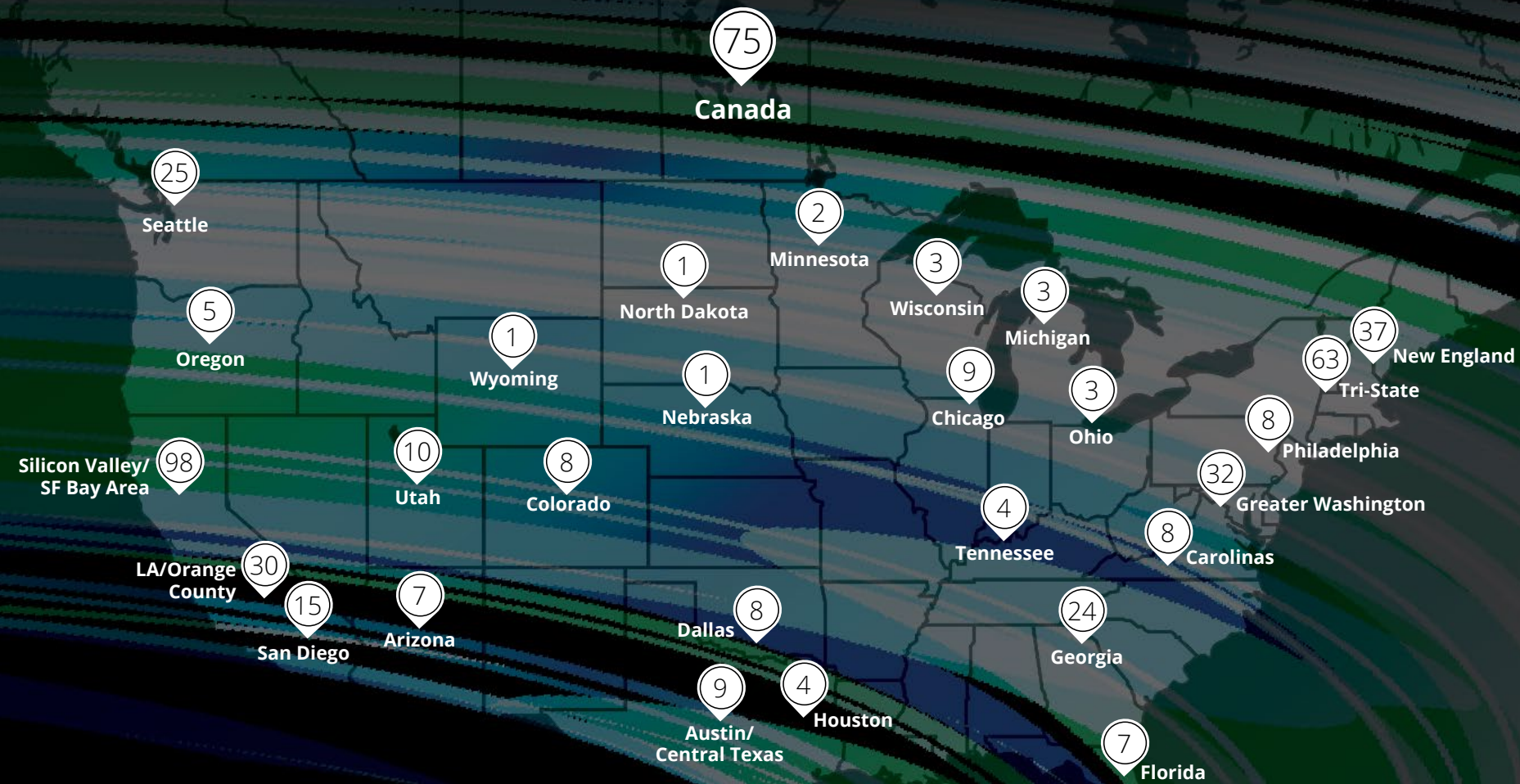
## 3-year median percentage growth rate—by industry





# By the numbers (cont.)

## 2020 Technology Fast 500 companies—by company headquarters






# The Winners' List

The following listing has been sorted by industry and rank. To view the list by overall rankings, visit [www.Fast500.com](http://www.Fast500.com).

Ranking determined based on a tenth of a percentile.

 <b>Biotechnology/pharmaceutical</b>					
Rank	Company name	% Growth	City	State/Province	CEO name
1	<b>Arrowhead Pharmaceuticals, Inc.</b>	106,507%	Pasadena	California	Christopher Anzalone
2	<b>Ultragenyx Pharmaceutical Inc.</b>	77,880%	Novato	California	Emil D. Kakkis
7	<b>Karyopharm Therapeutics Inc.</b>	26,453%	Newton	Massachusetts	Michael G. Kauffman
9	<b>Cara Therapeutics, Inc.</b>	23,023%	Stamford	Connecticut	Derek Chalmers
10	<b>Akebia Therapeutics, Inc.</b>	21,724%	Cambridge	Massachusetts	John Butler
12	<b>Collegium Pharmaceutical, Inc.</b>	17,240%	Stoughton	Massachusetts	Joe Ciaffoni
17	<b>Heron Therapeutics, Inc.</b>	11,312%	San Diego	California	Barry Quart
23	<b>Adamas Pharmaceuticals, Inc.</b>	9,451%	Emeryville	California	Neil F. McFarlane
34	<b>Sarepta Therapeutics, Inc.</b>	6,925%	Cambridge	Massachusetts	Douglas S. Ingram
42	<b>Neurocrine Biosciences Inc.</b>	5,153%	San Diego	California	Kevin C. Gorman
48	<b>La Jolla Pharmaceutical Co.</b>	3,642%	San Diego	California	Larry Edwards
52	<b>Amicus Therapeutics</b>	3,575%	Cranbury	New Jersey	John F. Crowley
60	<b>Twist Bioscience Corp</b>	2,296%	South San Francisco	California	Emily Leproust
72	<b>Acadia Pharmaceuticals Inc.</b>	1,856%	San Diego	California	Stephen R. Davis
75	<b>Corbus Pharmaceuticals Holdings, Inc.</b>	1,790%	Norwood	Massachusetts	Yuval Cohen
85	<b>Alastin Skincare, Inc.</b>	1,304%	Carlsbad	California	Diane S. Goostree
99	<b>EyePoint Pharmaceuticals, Inc.</b>	1,157%	Watertown	Massachusetts	Nancy Lurker
114	<b>Heal</b>	1,045%	Los Angeles	California	Nick Desai



# The Winners' List (cont.)



## Biotechnology/pharmaceutical

Rank	Company name	% Growth	City	State/Province	CEO name
133	Intercept Pharmaceuticals, Inc.	910%	New York	New York	Mark Pruzanski
135	Fortress Biotech, Inc.	874%	New York	New York	Lindsay A. Rosenwald, MD
146	10x Genomics	812%	Pleasanton	California	Serge Saxonov
151	Exact Sciences Corporation	782%	Madison	Wisconsin	Kevin Conroy
152	Guardant Health, Inc.	775%	Redwood City	California	Helmy Eltoukhy
153	Arena Pharmaceuticals Inc.	775%	San Diego	California	Amit D. Munshi
172	Surge Holdings, Inc.	681%	Bartlett	Tennessee	Brian Cox
179	REGENXBIO Inc.	668%	Rockville	Maryland	Ken Mills
185	KalVista Pharmaceuticals, Inc.	656%	East Cambridge	Massachusetts	T. Andrew Crockett
193	Voyager Therapeutics, Inc.	634%	Cambridge	Massachusetts	Andre Turenne
195	Bluebird Bio, Inc.	626%	Cambridge	Massachusetts	Nick Leschly
198	BioDelivery Sciences International Inc.	617%	Raleigh	North Carolina	Jeffrey A. Bailey
213	Agenus Inc.	565%	Lexington	Massachusetts	Garo H. Armen
216	Arvinas, Inc.	544%	New Haven	Connecticut	John Houston
217	Neos Therapeutics, Inc.	544%	Grand Prairie	Texas	Jerry McLaughlin
240	ImmunoPrecise Antibodies	475%	Victoria	British Columbia	Jennifer Bath
241	Regulus Therapeutics Inc.	472%	San Diego	California	Joseph Patrick Hagan
260	Sangamo Therapeutics, Inc.	428%	Brisbane	California	Sandy Macrae
263	Advaxis, Inc.	423%	Princeton	New Jersey	Kenneth A. Berlin



# The Winners' List (cont.)



## Biotechnology/pharmaceutical

Rank	Company name	% Growth	City	State/Province	CEO name
265	<b>Orgenesis Inc.</b>	420%	Germantown	Maryland	Vered Caplan
272	<b>Exelixis, Inc.</b>	405%	Alameda	California	Michael M. Morrissey
281	<b>Athenex, Inc.</b>	393%	Buffalo	New York	Johnson Y.N. Lau
287	<b>Aldevron</b>	381%	Fargo	North Dakota	Kevin Ballinger
295	<b>Alnylam Pharmaceuticals, Inc.</b>	366%	Cambridge	Massachusetts	John Maraganore
299	<b>Nephros</b>	345%	South Orange	New Jersey	Andy Astor
325	<b>Opiant Pharmaceuticals, Inc.</b>	309%	Santa Monica	California	Roger Crystal
328	<b>Lexicon Pharmaceuticals, Inc.</b>	306%	The Woodlands	Texas	Lonnell Coats
329	<b>Sientra, Inc.</b>	304%	Santa Barbara	California	Jeffrey M. Nugent
336	<b>Jounce Therapeutics, Inc.</b>	298%	Cambridge	Massachusetts	Richard Murray
344	<b>Sorrento Therapeutics, Inc.</b>	286%	San Diego	California	Henry Ji
349	<b>CytomX Therapeutics, Inc.</b>	282%	South San Francisco	California	Sean A. McCarthy
350	<b>TransMedics Group, Inc.</b>	280%	Andover	Massachusetts	Waleed Hassanein
353	<b>Corcept Therapeutics Inc.</b>	277%	Menlo Park	California	Joseph K. Belanoff, MD
361	<b>HTG Molecular Diagnostics, Inc.</b>	274%	Tucson	Arizona	John L. Lubniewski
363	<b>PTC Therapeutics, Inc.</b>	271%	South Plainfield	New Jersey	Stuart W. Peltz
367	<b>PolarityTE, Inc.</b>	267%	Salt Lake City	Utah	David Seaburg
383	<b>Adaptive Biotechnologies</b>	246%	Seattle	Washington	Chad Robins
391	<b>Editas Medicine, Inc.</b>	239%	Cambridge	Massachusetts	Cynthia Collins



# The Winners' List (cont.)



## Biotechnology/pharmaceutical

Rank	Company name	% Growth	City	State/Province	CEO name
400	<b>ICU Medical Inc.</b>	234%	San Clemente	California	Vivek Jain
402	<b>Evolent Health, Inc.</b>	233%	Arlington	Virginia	Frank John Williams
403	<b>BioLife Solutions, Inc.</b>	233%	Bothell	Washington	Mike Rice
407	<b>Xoma Corp</b>	230%	Emeryville	California	James R. Neal
420	<b>Quanterix Corp</b>	223%	Billerica	Massachusetts	Kevin Hrusovsky
428	<b>Dynavax Technologies Corp</b>	219%	Emeryville	California	Ryan Spencer
429	<b>EyeKor, Inc.</b>	218%	Madison	Wisconsin	Yijun Huang
438	<b>CareDx, Inc.</b>	213%	Brisbane	California	Peter Maag
451	<b>ChemoCentryx, Inc.</b>	203%	Mountain View	California	Thomas J. Schall
453	<b>Ionis Pharmaceuticals Inc.</b>	201%	Carlsbad	California	Brett P. Monia
457	<b>Trxade Group, Inc.</b>	200%	Land O' Lakes	Florida	Suren Ajarapu
460	<b>Epizyme, Inc.</b>	197%	Cambridge	Massachusetts	Robert Bazemore
471	<b>Rigel Pharmaceuticals Inc.</b>	191%	South San Francisco	California	Raul R. Rodriguez
490	<b>Quidel Corp</b>	179%	San Diego	California	Douglas C. Bryant
493	<b>Crown Laboratories, Inc.</b>	178%	Johnson City	Tennessee	Jeff Bedard
500	<b>ADMA Biologics</b>	175%	Ramsey	New Jersey	Adam Grossman



# The Winners' List (cont.)



## Communications/networking

Rank	Company name	% Growth	City	State/Province	CEO name
121	<b>AUDIENCEx</b>	994%	Marina del Rey	California	Reeve Benaron
124	<b>Centripetal</b>	957%	Herndon	Virginia	Steven Rogers
175	<b>QOS Networks</b>	676%	Irvine	California	Frank Cittadino
204	<b>Ridgeline International, Inc.</b>	588%	Tysons Corner	Virginia	Erik Wittreich
267	<b>Sangoma Technologies</b>	418%	Markham	Ontario	Bill Wignall
286	<b>MacStadium</b>	384%	Atlanta	Georgia	Gregory McGraw
293	<b>Salute Mission Critical</b>	371%	Clinton Twp.	Michigan	Jason Okroy
304	<b>Vislink Technologies, Inc. (FKA xG Technology, Inc.)</b>	340%	Hackettstown	New Jersey	Carleton M. Miller
413	<b>GTT Communications, Inc.</b>	228%	McLean	Virginia	Ernie Ortega
422	<b>Lightspeed Voice</b>	222%	North Venice	Florida	Brad Fuller
436	<b>Xiplink</b>	215%	Montreal	Quebec	Jack Waters
462	<b>Aryaka Networks, Inc.</b>	195%	San Mateo	California	Matt Carter



# The Winners' List (cont.)



## Digital content/media/entertainment

Rank	Company name	% Growth	City	State/Province	CEO name
31	Freestar	7,239%	Phoenix	Arizona	Kurt Donnell
32	Consumable Inc.	7,173%	Jackson	Wyoming	Mark Levin
61	Sift Media	2,254%	Durham	North Carolina	Jud Bowman
80	LiveBarn, Inc.	1,453%	Montreal	Quebec	Farrel Miller
92	Wavo.me Inc.	1,267%	Montreal	Quebec	Conor Clarke
202	TripleLift	600%	New York	New York	Eric Berry
232	Connatix	512%	New York	New York	David Kashak
247	Insticator	457%	New York	New York	Zack Dugow
271	Health Union	406%	Philadelphia	Pennsylvania	Olivier Chateau
301	district m	344%	Montreal	Quebec	Jean-François Côté
323	TickPick	312%	New York	New York	Brett Goldberg
335	Diff Agency	301%	Montreal	Quebec	Benjamin Crudo
346	SendtoNews	283%	Victoria	British Columbia	Matthew Watson
358	Clutch	275%	Washington	DC	Mike Beares
365	Health-E Commerce	269%	New York	New York	Jeremy Miller
381	MediaAlpha	250%	Los Angeles	California	Steve Yi
393	iSpot.tv, Inc.	238%	Bellevue	Washington	Sean Muller
404	Vici Media	233%	Philadelphia	Pennsylvania	Todd Schumacher





# The Winners' List (cont.)



## Digital content/media/entertainment

Rank	Company name	% Growth	City	State/Province	CEO name
406	<b>Course Hero</b>	230%	Redwood City	California	Andrew Grauer
418	<b>Zillow Group, Inc.</b>	224%	Seattle	Washington	Rich Barton
456	<b>AcuityAds</b>	200%	Toronto	Ontario	Tal Hayek
483	<b>Roku, Inc.</b>	183%	San Jose	California	Anthony Wood
491	<b>The Meet Group</b>	178%	New Hope	Pennsylvania	Geoff Cook
499	<b>Nexstar Media Group, Inc.</b>	176%	Irving	Texas	Perry A. Sook



# The Winners' List (cont.)



## Electronic devices/hardware

Rank	Company name	% Growth	City	State/Province	CEO name
11	<b>FIXD</b>	17,662%	Atlanta	Georgia	John Gattuso
19	<b>Nanit</b>	10,845%	New York	New York	Sarah Dorsett
53	<b>HZO</b>	2,857%	Morrisville	North Carolina	Jim Fahey
77	<b>Cubii</b>	1,505%	Chicago	Illinois	Arnav Dalmia
78	<b>KeyMe</b>	1,495%	New York	New York	Greg Marsh
83	<b>PayRange</b>	1,324%	Portland	Oregon	Paresh Patel
126	<b>Xometry</b>	949%	Gaithersburg	Maryland	Randy Altschuler
166	<b>Tech Defenders</b>	715%	Grand Rapids	Michigan	Garry Vonmyhr
187	<b>Eagle Eye Networks</b>	652%	Austin	Texas	Dean Drako
211	<b>Kraken Robotic Systems Inc.</b>	567%	Mount Pearl	Newfoundland	Karl Kenny
227	<b>Ondot Systems</b>	527%	San Jose	California	Vaduvur Bharghavan
266	<b>Newline Interactive</b>	420%	Plano	Texas	Kevin Wang
321	<b>Blackline Safety</b>	315%	Calgary	Alberta	Cody Slater
405	<b>Wahoo Fitness</b>	232%	Atlanta	Georgia	Mike Saturnia
442	<b>Eddyfi Technologies</b>	212%	Quebec	Quebec	Martin Theriault
444	<b>OSS</b>	209%	Escondido	California	David K. Raun



# The Winners' List (cont.)



## Energy tech

Rank	Company name	% Growth	City	State/Province	CEO name
37	<b>NatGasHub.com</b>	5,881%	Houston	Texas	Jay Bhatt
177	<b>Momentum Solar</b>	672%	South Plainfield	New Jersey	Arthur Souritzidis
228	<b>GreenPrint</b>	525%	Atlanta	Georgia	Pete Davis
273	<b>FLO AddEnergie</b>	404%	Quebec	Quebec	Louis Tremblay
485	<b>PanGeo Subsea Inc.</b>	183%	St. John's	Newfoundland	Moya Cahill



# The Winners' List (cont.)



## Medical devices

Rank	Company name	% Growth	City	State/Province	CEO name
36	<b>Velano Vascular</b>	6,063%	San Francisco	California	Eric M. Stone
40	<b>Noom</b>	5,528%	New York	New York	Saeju Jeong
43	<b>Fuse Medical, Inc.</b>	3,934%	Richardson	Texas	Christopher C. Reeg
47	<b>Accelerate Diagnostics, Inc.</b>	3,679%	Tucson	Arizona	Jack Phillips
56	<b>DispatchHealth</b>	2,590%	Denver	Colorado	Mark Prather
134	<b>SoClean</b>	886%	Peterborough	New Hampshire	Robert Wilkins
219	<b>Senseonics Holdings, Inc.</b>	542%	Germantown	Maryland	Timothy T. Goodnow
245	<b>TransEnterix</b>	462%	Morrisville	North Carolina	Anthony Fernando
278	<b>Inspire Medical Systems, Inc.</b>	399%	Golden Valley	Minnesota	Tim Herbert
303	<b>Semler Scientific, Inc.</b>	341%	San Jose	California	Douglas Murphy-Chutorian, MD
309	<b>Tandem Diabetes Care Inc.</b>	330%	San Diego	California	John F. Sheridan
339	<b>ViewRay, Inc.</b>	295%	Oakwood Village	Ohio	Scott Drake
388	<b>Zynex Medical, Inc.</b>	242%	Englewood	Colorado	Thomas Sandgaard
389	<b>OpSens Inc.</b>	241%	Quebec	Quebec	Louis Laflamme
398	<b>iRhythm Technologies, Inc.</b>	235%	San Francisco	California	Kevin King
467	<b>Kinova</b>	194%	Boisbriand	Quebec	Charles Deguire
472	<b>Syneos Health, Inc.</b>	190%	Morrisville	North Carolina	Alistair Macdonald
494	<b>CytoSorbents Corporation</b>	177%	Monmouth Junction	New Jersey	Phillip P. Chan, MD, PhD



# The Winners' List (cont.)



## Software & SaaS

Rank	Company name	% Growth	City	State/Province	CEO name
3	Branch Metrics	48,917%	Redwood City	California	Alex Austin
4	OneTrust	48,337%	Atlanta	Georgia	Kabir Barday
5	Transmit Security	45,688%	Boston	Massachusetts	Mickey Boodaei
6	Drift	35,474%	Boston	Massachusetts	David Cancel
8	CharterUP	24,737%	Atlanta	Georgia	Armir Harris
13	Traliant	16,059%	Manhattan Beach	California	Mike Pallatta
14	ApplyBoard	12,580%	Kitchener	Ontario	Martin Basiri
15	Ada	12,467%	Toronto	Ontario	Mike Murchison
16	Mistplay	11,485%	Montreal	Quebec	Henri Machalani
18	HUNGRY Marketplace, Inc.	10,913%	Arlington	Virginia	Jeff Grass
20	iLearningEngines Inc.	10,303%	Bethesda	Maryland	Harish Chidambaran
21	PureSpectrum	9,860%	Westlake Village	California	Michael McCrary
22	Bolt	9,726%	San Francisco	California	Ryan Breslow
24	Samsara	9,030%	San Francisco	California	Sanjit Biswas
25	Homie	8,645%	South Jordan	Utah	Johnny Hanna
26	LeaseQuery	8,550%	Atlanta	Georgia	George Azih
27	DefinedCrowd	8,550%	Seattle	Washington	Daniela Braga
28	Oculus	7,919%	New York	New York	Sam Boley



# The Winners' List (cont.)



## Software & SaaS

Rank	Company name	% Growth	City	State/Province	CEO name
29	<b>OJO Labs</b>	7,785%	Austin	Texas	John Berkowitz
30	<b>League</b>	7,684%	Toronto	Ontario	Michael Serbinis
33	<b>IntelyCare</b>	7,047%	Quincy	Massachusetts	David Coppins
35	<b>Semperis</b>	6,634%	New York	New York	Mickey Bresman
38	<b>Unison</b>	5,877%	San Francisco	California	Thomas Sponholtz
39	<b>Flexiti</b>	5,758%	Toronto	Ontario	Peter Kalen
41	<b>Even Financial</b>	5,448%	New York	New York	Phillip Rosen
44	<b>Exabeam</b>	3,873%	Foster City	California	Nir Polak
45	<b>GCI Liberty, Inc.</b>	3,867%	Englewood	Colorado	Ronald A. Duncan
46	<b>OneSignal</b>	3,696%	San Mateo	California	George Deglin
49	<b>PerimeterX</b>	3,636%	San Mateo	California	Omri Iluz
50	<b>Gravy Analytics</b>	3,623%	Dulles	Virginia	Jeff White
51	<b>Mojio</b>	3,607%	Vancouver	British Columbia	Kenny Hawk
54	<b>Juniper Square, Inc.</b>	2,720%	San Francisco	California	Alex Robinson
55	<b>App Orchid</b>	2,670%	San Ramon	California	Vaibhav Nadgauda
57	<b>Remesh</b>	2,542%	New York	New York	Andrew Konya
58	<b>Outreach</b>	2,437%	Seattle	Washington	Manny Medina
59	<b>Quadrant Resource LLC</b>	2,430%	Redmond	Washington	Vamshi Reddy
62	<b>SwanLeap</b>	2,198%	Madison	Wisconsin	Brad Hollister



# The Winners' List (cont.)



## Software & SaaS

Rank	Company name	% Growth	City	State/Province	CEO name
63	Awardco	2,183%	Orem	Utah	Steve Sonnenberg
64	Talent.com	2,034%	Montreal	Quebec	Lucas Martinez
65	VitalHub Corp.	1,992%	Toronto	Ontario	Dan Matlow
66	HireArt	1,968%	New York	New York	Chris Forbes
67	Urgently	1,967%	Vienna	Virginia	Chris Spanos
68	AuditBoard	1,947%	Cerritos	California	Scott Arnold
69	Kong Inc.	1,907%	San Francisco	California	Augusto Marietti
70	Socure	1,904%	New York	New York	Tom Thimot
71	Fivetran	1,883%	Oakland	California	George Fraser
73	ShipMonk	1,844%	Fort Lauderdale	Florida	Jan Bednar
74	Pendo	1,790%	Raleigh	North Carolina	Todd Olson
76	Seeq	1,738%	Seattle	Washington	Steve Sliwa
79	OwnBackup	1,486%	Englewood Cliffs	New Jersey	Sam Gutmann
81	Illumio	1,396%	Sunnyvale	California	Andrew Rubin
82	Total Expert	1,350%	Minneapolis	Minnesota	Joe Welu
84	Auvik Networks	1,305%	Waterloo	Ontario	Marc Morin
86	Hiya	1,303%	Seattle	Washington	Alex Algard
87	FLEXE	1,296%	Seattle	Washington	Karl Siebrecht
88	Impact Analytics	1,290%	Linthicum	Maryland	Prashant Agrawal



# The Winners' List (cont.)



## Software & SaaS

Rank	Company name	% Growth	City	State/Province	CEO name
89	PeerStreet	1,290%	El Segundo	California	Brew Johnson
90	Cybrary	1,284%	College Park	Maryland	Ryan Corey
91	Lytics, Inc.	1,273%	Portland	Oregon	James McDermott
93	Better.com	1,257%	New York	New York	Vishal Garg
94	DataCamp	1,231%	New York	New York	Martijn Theuwissen
95	FloQast	1,204%	Los Angeles	California	Mike Whitmire
96	Workato, Inc.	1,198%	Mountain View	California	Vijay Tella
97	Calendly	1,179%	Atlanta	Georgia	Tope Awotona
98	Freshly	1,175%	New York	New York	Michael Wystrach
100	Podium	1,147%	Lehi	Utah	Eric Rea
101	Highspot	1,145%	Seattle	Washington	Robert Wahbe
102	GROUND FLOOR	1,141%	Atlanta	Georgia	Brian Dally
103	Iota Communications, Inc.	1,140%	Phoenix	Arizona	Terrence DeFranco
104	Arctic Wolf	1,130%	Sunnyvale	California	Brian NeSmith
105	Drips	1,114%	Akron	Ohio	Aaron Christopher (AC) Evans
106	FullStory	1,113%	Atlanta	Georgia	Scott Voigt
107	Cuebiq Inc.	1,092%	New York	New York	Antonio Tomarchio
108	Quantum Metric	1,086%	Colorado Springs	Colorado	Mario Ciabarra
109	KnowBe4	1,083%	Clearwater	Florida	Stu Sjouerman





# The Winners' List (cont.)



## Software & SaaS

Rank	Company name	% Growth	City	State/Province	CEO name
110	<b>jSonar</b>	1,082%	Waltham	Massachusetts	Ron Bennatan
111	<b>Aarki, Inc.</b>	1,072%	Sunnyvale	California	Sid Bhatt
112	<b>Later</b>	1,071%	Vancouver	British Columbia	Roger Patterson
113	<b>Alaya Care</b>	1,049%	Montreal	Quebec	Adrian Schauer
115	<b>Homesnap</b>	1,037%	Bethesda	Maryland	John Mazur
116	<b>ShipBob</b>	1,029%	Chicago	Illinois	Dhruv Saxena
117	<b>Aircall</b>	1,029%	New York	New York	Olivier Pailhes
118	<b>Fattmerchant</b>	1,026%	Orlando	Florida	Suneera Madhani
119	<b>Centauri Health Solutions</b>	1,019%	Scottsdale	Arizona	Adam Miller
120	<b>Wellframe</b>	994%	Boston	Massachusetts	Jacob Sattelmair
122	<b>AudioEye</b>	983%	Tucson	Arizona	David Moradi
123	<b>Kira Systems</b>	980%	Toronto	Ontario	Noah Waisberg
125	<b>Lyft, Inc.</b>	953%	San Francisco	California	Logan Green
127	<b>Blue Prism</b>	942%	Austin	Texas	Jason Kingdon
128	<b>Introhive</b>	936%	Fredericton	New Brunswick	Jody Glidden
129	<b>Ayla Networks</b>	932%	Milpitas	California	Jonathan Cobb
130	<b>Hyperscience</b>	927%	New York	New York	Peter Brodsky
131	<b>Zoom Video Communications, Inc.</b>	924%	San Jose	California	Eric Yuan
132	<b>HopSkipDrive</b>	915%	Los Angeles	California	Joanna McFarland



# The Winners' List (cont.)



## Software & SaaS

Rank	Company name	% Growth	City	State/Province	CEO name
136	PetalMD	873%	Quebec	Quebec	Patrice Gilbert
137	CampusLogic	862%	Chandler	Arizona	Gregg Scoresby
138	OppLoans	860%	Chicago	Illinois	Jared Kaplan
139	Blueshift	858%	San Francisco	California	Vijay Chittoor
140	Front	857%	San Francisco	California	Mathilde Collin
141	CrowdStreet	847%	Portland	Oregon	Tore Steen
142	Rhythm Management Group Corp	838%	Rockville	Maryland	Rhonda Bray
143	SimpleNexus	834%	Lehi	Utah	Matt Hansen
144	dv01	830%	New York	New York	Perry Rahbar
145	CrowdStrike Holdings, Inc.	813%	Sunnyvale	California	George Kurtz
147	Borrowell	808%	Toronto	Ontario	Andrew Graham
148	HomeLight	808%	San Francisco	California	Drew Uher
149	LendingPoint	799%	Kennesaw	Georgia	Tom Burnside
150	Acima Credit	793%	Draper	Utah	Rob Christiansen
154	ServiceTitan	773%	Glendale	California	Ara Mahdessian
155	PayBright	764%	Toronto	Ontario	Wayne Pommen
156	Auth0	761%	Bellevue	Washington	Eugenio Pace
157	StackAdapt	753%	Toronto	Ontario	Ildar Sharafutdinov
158	Incorta	752%	San Mateo	California	Osama Elkady



# The Winners' List (cont.)



## Software & SaaS

Rank	Company name	% Growth	City	State/Province	CEO name
159	<b>Sysdig</b>	750%	San Francisco	California	Suresh Vasudevan
160	<b>Sigmoid</b>	734%	San Francisco	California	Lokesh Anand
161	<b>jane.app</b>	732%	North Vancouver	British Columbia	Alison Taylor
162	<b>GitLab</b>	725%	San Francisco	California	Sid Sijbrandij
163	<b>Attivo Networks, Inc.</b>	724%	Fremont	California	Tushar Kothari
164	<b>Simplify Healthcare</b>	720%	Aurora	Illinois	Mohammed Vaid
165	<b>MindTickle</b>	719%	San Francisco	California	Krishna Depura
167	<b>Visual Lease</b>	702%	Woodbridge	New Jersey	Marc Betesh, Esq., MCR.h
168	<b>RIVA Solutions, Inc.</b>	699%	McLean	Virginia	Naveen Krishnamurty
169	<b>Phenom People</b>	693%	Ambler	Pennsylvania	Mahe Bayireddi
170	<b>Thinkific</b>	690%	Vancouver	British Columbia	Greg Smith
171	<b>Avanan</b>	686%	New York	New York	Gil Friedrich
173	<b>Loopio Inc.</b>	677%	Toronto	Ontario	Zak Hemraj
174	<b>Freightera</b>	677%	Vancouver	British Columbia	Eric Beckwitt
176	<b>Dataminr</b>	674%	New York	New York	Ted Bailey
178	<b>Prove (formerly Payfone)</b>	670%	New York	New York	Rodger Desai
180	<b>TriNetX</b>	665%	Cambridge	Massachusetts	Gadi Lachman
181	<b>DISCO</b>	662%	Austin	Texas	Kiwi Camara
182	<b>Premise Data</b>	661%	San Francisco	California	Maury Blackman



# The Winners' List (cont.)



## Software & SaaS

Rank	Company name	% Growth	City	State/Province	CEO name
183	<b>IGEL</b>	661%	San Francisco	California	Jed Ayres
184	<b>SentinelOne</b>	658%	Mountain View	California	Tomer Weingarten
186	<b>Datadog, Inc.</b>	656%	New York	New York	Olivier Pomel
188	<b>CreatorIQ</b>	645%	Culver City	California	Igor Vaks
189	<b>Dental Intelligence</b>	645%	Pleasant Grove	Utah	Weston Lunsford
190	<b>Onit</b>	641%	Houston	Texas	Eric M. Elfman
191	<b>Groove</b>	641%	San Francisco	California	Chris Rothstein
192	<b>Quizlet</b>	634%	San Francisco	California	Matthew Glotzbach
194	<b>Qentelli</b>	630%	Dallas	Texas	Sanjay Jupudi
196	<b>Helix Technologies, Inc.</b>	621%	Greenwood Village	Colorado	Zachary L. Venegas
197	<b>BillingPlatform</b>	617%	Centennial	Colorado	Dennis Wall
199	<b>CloudBolt Software</b>	612%	Rockville	Maryland	Jeff Kukowski
200	<b>Tulip</b>	609%	Toronto	Ontario	Ali Asaria
201	<b>SpinCar</b>	602%	Syracuse	New York	Devin Daly
203	<b>#paid</b>	590%	Toronto	Ontario	Bryan Gold
205	<b>Innovaccer</b>	587%	San Francisco	California	Abhinav Shashank
206	<b>Binary Fountain</b>	587%	McLean	Virginia	Ramu Potarazu
207	<b>Lob</b>	587%	San Francisco	California	Leore Avidar
208	<b>Amplitude</b>	582%	San Francisco	California	Spenser Skates



# The Winners' List (cont.)



## Software & SaaS

Rank	Company name	% Growth	City	State/Province	CEO name
209	<b>Ecopia.AI</b>	581%	Toronto	Ontario	Yuanming Shu
210	<b>Jobber</b>	576%	Edmonton	Alberta	Sam Pillar
212	<b>Liqid</b>	566%	Broomfield	Colorado	Sumit Puri
214	<b>ThoughtSpot</b>	561%	Sunnyvale	California	Sudheesh Nair
215	<b>Mentour Corp</b>	559%	Edison	New Jersey	Sumanth Neelam
218	<b>SecurityScorecard</b>	543%	New York	New York	Aleksandr Yampolskiy
220	<b>Device42</b>	541%	West Haven	Connecticut	Raj Jalan
221	<b>Fountain</b>	541%	San Francisco	California	Sean Behr
222	<b>Cloudbeds</b>	539%	San Diego	California	Adam Harris
223	<b>Glia</b>	538%	New York	New York	Daniel Michaeli
224	<b>Seismic</b>	537%	San Diego	California	Doug Winter
225	<b>iTechArt Group</b>	532%	New York	New York	Sergey Kovalenko
226	<b>Mohawk Group Holdings, Inc.</b>	531%	New York	New York	Yaniv Sarig
229	<b>Terminus</b>	524%	Atlanta	Georgia	Tim Kopp
230	<b>Remitly</b>	519%	Seattle	Washington	Matt Oppenheimer
231	<b>Alkami</b>	516%	Plano	Texas	Mike Hansen
233	<b>VersaPay</b>	505%	Toronto	Ontario	Craig O'Neill
234	<b>Segment</b>	503%	San Francisco	California	Peter Reinhardt
235	<b>o9 Solutions, Inc.</b>	502%	Dallas	Texas	Chakri Gottemukkala



# The Winners' List (cont.)



## Software & SaaS

Rank	Company name	% Growth	City	State/Province	CEO name
236	Slack Technologies, Inc.	500%	San Francisco	California	Stewart Butterfield
237	Fundera	494%	New York	New York	Jared Hecht
238	Saviynt	484%	El Segundo	California	Amit Saha
239	Roadmunk	480%	Toronto	Ontario	Latif Nanji
242	CircleCI	467%	San Francisco	California	Jim Rose
243	7shifts	465%	Saskatoon	Saskatchewan	Jordan Boesch
244	Built In	465%	Chicago	Illinois	Maria Christopoulos Katris
246	Passport	457%	Charlotte	North Carolina	Bob Youakim
248	Harbor Compliance	454%	Lancaster	Pennsylvania	Mike Montali
249	SmartFinancial.com	452%	Costa Mesa	California	Lev Barinskiy
250	Icertis	451%	Bellevue	Washington	Samir Bodas
251	SheerID	450%	Portland	Oregon	Jake Weatherly
252	Fundrise	443%	Washington	DC	Ben Miller
253	DISQO	441%	Glendale	California	Armen Adjemian
254	Printful	441%	Charlotte	North Carolina	Davis Siksans
255	Motus	439%	Boston	Massachusetts	Craig Powell
256	Aucerna	438%	Calgary	Alberta	Wayne Sim
257	LowestRates.ca	437%	Toronto	Ontario	Justin Thouin
258	Piano	435%	Philadelphia	Pennsylvania	Trevor Kaufman



# The Winners' List (cont.)



## Software & SaaS

Rank	Company name	% Growth	City	State/Province	CEO name
259	Liftoff	431%	Palo Alto	California	Mark Ellis
261	Planbox	426%	Laval	Quebec	Ludwig Melik
262	Vectra AI	424%	San Jose	California	Hitesh Sheth
264	Unite Us	422%	New York	New York	Dan Brillman
268	Doxim Inc.	415%	Markham	Ontario	Michael Rogalski
269	Recorded Future	410%	Somerville	Massachusetts	Dr. Christopher Ahlberg
270	Zipwhip	408%	Seattle	Washington	John Lauer
274	SalesLoft	403%	Atlanta	Georgia	Kyle Porter
275	Smile.io	402%	Kitchener	Ontario	Mike Rossi
276	Fiix Inc.	401%	Toronto	Ontario	James Novak
277	Mersive Technologies	400%	Denver	Colorado	Rob Balgley
279	Ontrak, Inc. (FKA Catasys, Inc.)	396%	Santa Monica	California	Terren S. Peizer
280	ZoomInfo	394%	Vancouver	Washington	Henry Schuck
282	Volanté Systems	391%	Toronto	Ontario	Sunil Selby
283	Instaclustr	389%	Redwood City	California	Peter Lilley
284	Alteryx	387%	Irvine	California	Mark Anderson
285	Elastic	385%	Mountain View	California	Shay Banon
288	TouchBistro	381%	Toronto	Ontario	Alex Barrotti
289	Classy	380%	San Diego	California	Scot Chisholm



# The Winners' List (cont.)



## Software & SaaS

Rank	Company name	% Growth	City	State/Province	CEO name
290	<b>VRTCAL Markets, Inc.</b>	377%	Santa Barbara	California	Todd Wooten
291	<b>VendEngine Inc.</b>	372%	Brentwood	Tennessee	Silas Deane
292	<b>MineralTree</b>	371%	Cambridge	Massachusetts	Micah Remley
294	<b>Slingshot</b>	369%	Lehi	Utah	Taylor Olson
296	<b>Digital Turbine, Inc.</b>	365%	Austin	Texas	Bill Stone
297	<b>Fund That Flip</b>	363%	New York	New York	Matt Rodak
298	<b>Cluep</b>	349%	Toronto	Ontario	Karan Walia
300	<b>CloudCommerce, Inc.</b>	345%	San Antonio	Texas	Andrew Van Noy
302	<b>Kasisto</b>	343%	New York	New York	Zor Gorelov
305	<b>Devo</b>	339%	Cambridge	Massachusetts	Marc Van Zadelhoff
306	<b>JFrog</b>	336%	Sunnyvale	California	Shlomi Ben Haim
307	<b>Smartsheet Inc.</b>	336%	Bellevue	Washington	Mark Mader
308	<b>Bananatag Systems Inc.</b>	332%	Kelowna	British Columbia	Corey Wagner
310	<b>BirdEye</b>	329%	Palo Alto	California	Naveen Gupta
311	<b>Slice</b>	329%	New York	New York	Ilir Sela
312	<b>BioCatch</b>	327%	New York	New York	Howard Edelstein
313	<b>SirionLabs</b>	326%	Seattle	Washington	Ajay Agrawal
314	<b>Snap, Inc.</b>	324%	Santa Monica	California	Evan Spiegel
315	<b>Docebo</b>	321%	Toronto	Ontario	Claudio Erba





# The Winners' List (cont.)



## Software & SaaS

Rank	Company name	% Growth	City	State/Province	CEO name
316	Zenoti	320%	Bellevue	Washington	Sudheer Koneru
317	Forward Financing	320%	Boston	Massachusetts	Justin Bakes
318	Prodigy Education	319%	Oakville	Ontario	Rohan Mahimker
319	Intelligent Systems Corporation	319%	Norcross	Georgia	J. Leland Strange
320	GeoComply	319%	Vancouver	British Columbia	David Briggs
322	PathFactory	314%	Toronto	Ontario	Dev Ganesan
324	Reltio	312%	Redwood Shores	California	Chris Hysten
326	MongoDB	309%	New York	New York	Dev Ittycheria
327	Twilio Inc.	309%	San Francisco	California	Jeff Lawson
330	SaaSOptics	303%	Peachtree Corners	Georgia	Tim McCormick
331	Dashlane Inc.	303%	New York	New York	Emmanuel Schalit
332	Helcim	303%	Calgary	Alberta	Nicolas Beique
333	Paladin Technologies	302%	Vancouver	British Columbia	Ted Reid
334	Tipalti	301%	San Mateo	California	Chen Amit
337	Radicle	296%	Calgary	Alberta	Ed Alfke
338	Keyfactor	296%	Independence	Ohio	Jordan Rackie
340	TraceLink	293%	North Reading	Massachusetts	Shabbir Dahod
341	BitPay, Inc.	290%	Alpharetta	Georgia	Stephen Pair
342	TodayTix	290%	New York	New York	Brian Fenty



# The Winners' List (cont.)



## Software & SaaS

Rank	Company name	% Growth	City	State/Province	CEO name
343	Assent Compliance	286%	Ottawa	Ontario	Andrew Waitman
345	Search Realty Corp.	285%	Mississauga	Ontario	Sterling Wong
347	Dialpad	283%	San Francisco	California	Craig Walker
348	Pinterest, Inc.	282%	San Francisco	California	Ben Silbermann
351	RiskLens, Inc.	277%	Spokane	Washington	Nick Sanna
352	Zscaler	277%	San Jose	California	Jay Chaudhry
354	PandaDoc	277%	San Francisco	California	Mikita Mikado
355	Edison Software	276%	San Jose	California	Mikael Berner
356	MMB Networks	276%	Toronto	Ontario	Russell Thomas
357	Redis Labs	276%	Mountain View	California	Ofer Bengal
359	LogMeIn	275%	Boston	Massachusetts	Bill Wagner
360	LeagueApps	275%	New York	New York	Brian Litvack
362	Doximity	273%	San Francisco	California	Jeff Tangney
364	Lighthouse	271%	Seattle	Washington	Brian McManus
366	Uber Technologies, Inc.	268%	San Francisco	California	Dara Khosrowshahi
368	AODocs	266%	Atlanta	Georgia	Stéphan Donzé
369	Okta, Inc.	264%	San Francisco	California	Todd McKinnon
370	CallRail	263%	Atlanta	Georgia	Andy Powell
371	Springbot, Inc.	263%	Atlanta	Georgia	Brooks Robinson



# The Winners' List (cont.)



## Software & SaaS

Rank	Company name	% Growth	City	State/Province	CEO name
372	BlueSnap	261%	Waltham	Massachusetts	Ralph Dangelmaier
373	QGenda	261%	Atlanta	Georgia	Greg Benoit
374	C3.ai	259%	Redwood City	California	Thomas M. Siebel
375	LogicManager	258%	Boston	Massachusetts	Steven Minsky
376	Definitive Healthcare	258%	Framingham	Massachusetts	Jason Krantz
377	Braviant Holdings	257%	Chicago	Illinois	Stephanie Klein
378	LogicMonitor	255%	Santa Barbara	California	Kevin McGibben
379	Onapsis	254%	Boston	Massachusetts	Mariano Nunez
380	GridGain Systems	253%	Foster City	California	Abe Kleinfeld
382	ClearDATA	249%	Austin	Texas	Darin Brannan
384	Zoocasa	244%	Toronto	Ontario	Lauren Haw
385	Bold Commerce	244%	Winnipeg	Manitoba	Yvan Boisjoli
386	Canada Drives	242%	Vancouver	British Columbia	Cody Green
387	Mapbox, Inc.	242%	Washington	DC	Eric Gundersen
390	Indotronix Avani, Inc.	239%	Rochester	New York	Sameer Penakalapati
392	Cloudflare, Inc.	239%	San Francisco	California	Matthew Prince
394	TrackTik	238%	Montreal	Quebec	Simon Ferragne
395	Couchbase, Inc.	237%	Santa Clara	California	Matt Cain
396	Lendio	237%	Lehi	Utah	Brock Blake



# The Winners' List (cont.)



## Software & SaaS

Rank	Company name	% Growth	City	State/Province	CEO name
397	Anaplan	236%	San Francisco	California	Frank Calderoni
399	Sidecar	234%	Philadelphia	Pennsylvania	Andre Golsorkhi
401	Hireology	233%	Chicago	Illinois	Adam Robinson
408	Azalea Health	230%	Atlanta	Georgia	Baha Zeidan
409	ReliaQuest	229%	Tampa	Florida	Brian Murphy
410	Apixio	229%	San Mateo	California	Dr. Darren Schulte, MD
411	Infinite Blue	228%	Collegeville	Pennsylvania	Frank Shultz
412	Druva	228%	Sunnyvale	California	Jaspreet Singh
414	Rootstock Software	227%	San Ramon	California	Patrick Garrehy
415	Kahua	226%	Alpharetta	Georgia	Scott Unger
416	The Trade Desk	226%	Ventura	California	Jeff Green
417	Discuss.io	225%	Seattle	Washington	Simon Glass
419	NowSecure	223%	Chicago	Illinois	Alan Snyder
421	Nasuni	222%	Boston	Massachusetts	Paul Flanagan
423	Wrike	221%	San Jose	California	Andrew Filev
424	meQuilibrium	221%	Boston	Massachusetts	Jan Bruce
425	symplr	221%	Houston	Texas	Rick Pleczko
426	Perfecta	220%	Springfield	Virginia	George Zoulias
427	WillowTree	219%	Charlottesville	Virginia	Tobias Dengel



# The Winners' List (cont.)



## Software & SaaS

Rank	Company name	% Growth	City	State/Province	CEO name
430	Tricentis	218%	Mountain View	California	Sandeep Johri
431	Corestream	217%	Tampa	Florida	Neil Vaswani
432	OptimizeRx Corp	217%	Rochester	Michigan	William J. Febbo
433	Diligent	216%	New York	New York	Brian Stafford
434	DocASAP	215%	Herndon	Virginia	Puneet Maheshwari
435	Ambra Health	215%	New York	New York	Morris Panner
437	Buildertrend	213%	Omaha	Nebraska	Dan Houghton / Steve Dugger / Jeff Dugger
439	SS&C	213%	Windsor	Connecticut	William C. Stone
440	Zadara	212%	Irvine	California	Nelson Nahum
441	Explorance	212%	Montreal	Quebec	Samer Saab
443	Coupa Software	211%	San Mateo	California	Rob Bernshteyn
445	Pure Storage	209%	Mountain View	California	Charles Giancarlo
446	Research Innovations, Inc. (RII)	209%	Alexandria	Virginia	Jack Harrington
447	Abzooba	208%	Milpitas	California	Vivek Vipul
448	Gimbal	208%	Los Angeles	California	Rob Emrich
449	Vidyard	207%	Kitchener	Ontario	Michael Litt
450	Greenhouse Software	204%	New York	New York	Daniel Chait
452	Aerospike	201%	Mountain View	California	John Dillon



# The Winners' List (cont.)



## Software & SaaS

Rank	Company name	% Growth	City	State/Province	CEO name
454	<b>Sonatype</b>	201%	Fulton	Maryland	Wayne Jackson
455	<b>ringDNA</b>	201%	Sherman Oaks	California	Howard Brown
458	<b>Upland Software, Inc.</b>	198%	Austin	Texas	Jack McDonald
459	<b>KLDiscovery</b>	198%	McLean	Virginia	Chris Weiler
461	<b>CarGurus, Inc.</b>	197%	Cambridge	Massachusetts	Langley Steinert
463	<b>360Insights</b>	195%	Whitby	Ontario	Jason Atkins
464	<b>Relatient</b>	195%	Franklin	Tennessee	Michele Perry
465	<b>Unbound Tech</b>	194%	New York	New York	Professor Yehuda Lindell
466	<b>Financeit</b>	194%	Toronto	Ontario	Michael Garrity
468	<b>MedBridge</b>	192%	Seattle	Washington	Justin Kowalchuk
469	<b>Redfin Corporation</b>	192%	Seattle	Washington	Glenn Kelman
470	<b>Signs.com</b>	192%	Salt Lake City	Utah	Marty McGhie



# The Winners' List (cont.)



## Software & SaaS

Rank	Company name	% Growth	City	State/Province	CEO name
473	eOriginal	190%	Baltimore	Maryland	Brian Madocks
474	PunchOut2Go	190%	Charlottesville	Virginia	Brady Behrman
475	Cloudera Inc.	189%	Santa Clara	California	Robert Bearden
476	GSoft	188%	Montreal	Quebec	Simon De Baene
477	Zix Corp	188%	Dallas	Texas	David Wagner
478	eSentire	187%	Waterloo	Ontario	Kerry Bailey
479	Thycotic	186%	Washington	DC	James Legg
480	ActivTrak	185%	Austin	Texas	Rita Selvaggi
481	Tenable Holdings, Inc.	185%	Columbia	Maryland	Amit Yoran
482	Plusgrade LP	183%	Montreal	Quebec	Ken Harris
484	Apptentive, Inc.	183%	Seattle	Washington	Robi Ganguly
486	Smarsh Inc.	181%	Portland	Oregon	Brian Cramer
487	Topstep	180%	Chicago	Illinois	Jay Rudman
488	SingleStore	180%	San Francisco	California	Raj Verma
489	DocuSign, Inc.	180%	San Francisco	California	Dan Springer
492	Netwrix	178%	Irvine	California	Steve Dickson
495	Scalefast	176%	El Segundo	California	Nicolas Stehle
496	Square, Inc.	176%	San Francisco	California	Jack Dorsey
497	Mobilewalla	176%	Atlanta	Georgia	Anindya Datta
498	ShootProof LLC	176%	Atlanta	Georgia	Stephen Marshall



# Contacts

## **Kevin Westcott**

US Industry Leader  
Technology, Media, and Telecom  
Deloitte Consulting LLP  
[@KWestcott911](#)

## **Mohana Dissanayake**

National Audit & Assurance Leader  
Technology, Media, and Telecom  
Deloitte & Touche LLP

## **Anders McKenzie**

Canada Industry Leader  
Technology, Media, and Telecom  
Deloitte LLP  
[@andersmckenzie](#)

## **Erica Pretorius**

National Leader  
Technology Fast 50™ program  
Deloitte Canada  
[@icapret](#)

## **Heather Gates**

National Emerging Growth  
Company Leader  
Deloitte & Touche LLP  
[@HeatherGatesM](#)

## **Gavin Graves**

US Program Manager  
Technology Fast 500  
Deloitte Services LP  
[@Gavin\\_Graves](#)

## **Tyanne Kamping**

Canada Program Manager  
Technology Fast 500  
Deloitte Canada





# More information

North America Technology Fast 500  
[www.Fast500.com](http://www.Fast500.com)

For general questions, contact:  
[Fast500@deloitte.com](mailto:Fast500@deloitte.com)

For PR/media questions, contact:  
[Fast500MediaPR@deloitte.com](mailto:Fast500MediaPR@deloitte.com)

Asia Pacific Technology Fast 500  
[AsiaPacFast500@deloitte.com](mailto:AsiaPacFast500@deloitte.com)

EMEA Technology Fast 500  
[EMEAFast500@deloitte.co.uk](mailto:EMEAFast500@deloitte.co.uk)

Follow us on Twitter at:  
[@DeloitteTMT](https://twitter.com/DeloitteTMT) and [#Fast500](https://twitter.com/Fast500)

# 500<sup>TM</sup>

Technology **Fast 500**  
2020 NORTH AMERICA  
.....  
25 years of innovation

# Deloitte.



#### About Deloitte

Deloitte refers to one or more of Deloitte Touche Tohmatsu Limited, a UK private company limited by guarantee (“DTTL”), its network of member firms, and their related entities. DTTL and each of its member firms are legally separate and independent entities. DTTL (also referred to as “Deloitte Global”) does not provide services to clients. In the United States, Deloitte refers to one or more of the US member firms of DTTL, their related entities that operate using the “Deloitte” name in the United States and their respective affiliates. Certain services may not be available to attest clients under the rules and regulations of public accounting. Please see [www.deloitte.com/about](http://www.deloitte.com/about) to learn more about our global network of member firms.

Copyright © 2020 Deloitte Development LLC. All rights reserved.

# 500<sup>TM</sup>

Technology **Fast 500**  
2020 NORTH AMERICA

.....  
25 years of innovation