

**SRO**  
MOTORSPORTS GROUP



# Blancpain GT World Challenge Asia

Rounds 9 & 10

Korea International Circuit

2<sup>nd</sup> – 4<sup>th</sup> August 2019



Results Provided by Timing Solutions Ltd

[www.tsl-timing.com](http://www.tsl-timing.com)

JB  
BLANCPAIN  
MANUFACTURE DE HAUTES SOLOGERIES

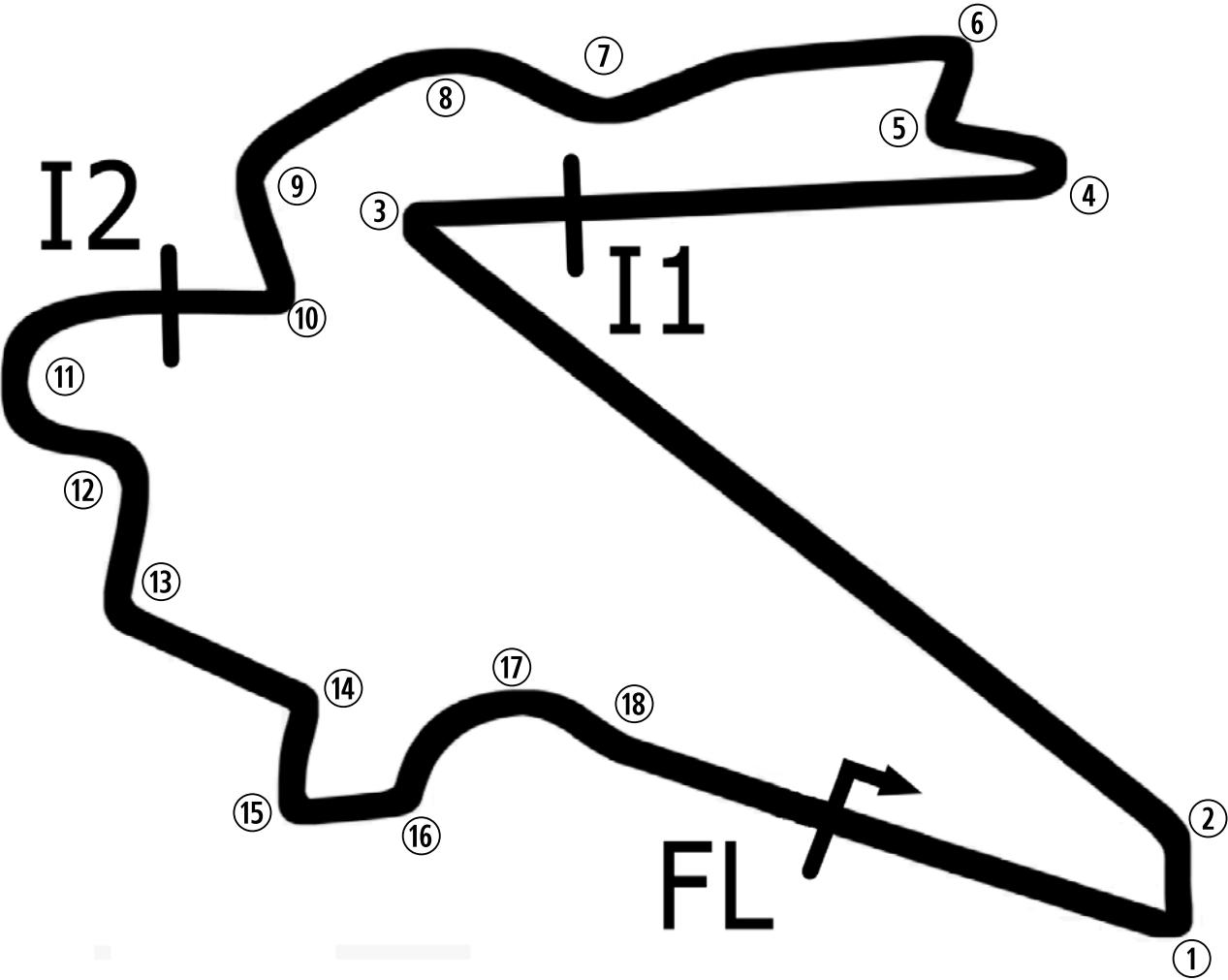


# Korea International Circuit



SPORTS TIMING

TIMING SOLUTIONS LTD



Length	3.489 miles	5615 m	
FL		34.731484 N	126.416199 E
I1	1929m	34.738641 N	126.413171 E
I2	3900m	34.731533 N	126.408681 E
Pit Entry	49.8m before FL	34.731355 N	126.415611 E
Pit Exit	365m after FL	34.730177 N	126.419820 E
Pit Entry–Pit Exit 414.8m, 24.8s @60kph			

All results available at [www.tsl-timing.com](http://www.tsl-timing.com)

## Blancpain GT World Challenge Asia

### FREE PRACTICE 1 - CLASSIFICATION

POS	NO	CL	PIC	TEAM / DRIVERS	CAR	TIME	ON	LAPS	GAP	DIFF	KPH
1	88	GT3PA	1	Craft-Bamboo Racing (HKG) Jeffrey LEE (TPE) / Maxi GOETZ (DEU)	Mercedes-AMG GT3	2:10.820	8	12			154.51
2	97	GT3S	1	Solite Indigo Racing (KOR) Roelof BRUINS (KOR) / Manuel METZGER (DEU)	Mercedes-AMG GT3	2:10.963	10	16	0.143	0.143	154.34
3	12	GT3S	2	Audi Sport Asia Team Absolute Racing (CHN) Weiron TAN (MYS) / Martin RUMP (EST)	Audi R8 LMS GT3 2019	2:11.023	14	15	0.203	0.059	154.27
4	27	GT3S	3	HubAuto Corsa (TPE) Marcos GOMES (BRA) / Yuya SAKAMOTO (JPN)	Ferrari 488 GT3	2:11.155	14	15	0.335	0.132	154.12
5	13	GT3PA	2	Audi Sport Asia Team Absolute Racing (CHN) Jingzu SUN (CHN) / Congfu CHENG (CHN)	Audi R8 LMS GT3 2019	2:11.251	13	15	0.431	0.096	154.00
6	910	GT3PA	3	JRM (CHN) LIU (CHN) / Chris VAN DER DRIFT (NZL)	Porsche 911 GT3 R	2:11.315	6	15	0.495	0.063	153.93
7	888	GT3PA	4	Triple Eight Race Engineering Australia (AUS) HH Prince Abdul Rahman IBRAHIM (MYS) / Shane van GISBERGEN (NZL)	Mercedes-AMG GT3	2:11.396	9	14	0.576	0.081	153.83
8	99	GT3S	4	Craft-Bamboo Racing (HKG) Christina NIELSEN (DNK) / Darryl O'YOUNG (HKG)	Mercedes-AMG GT3	2:11.570	8	15	0.750	0.173	153.63
9	918	GT3PA	5	Panther/AAS Motorsport (CHN) Vutthikorn INTHRAPHUVASAK (THA) / Alexandre IMPERATORI (CHE)	Porsche 911 GT3 R	2:11.885	7	15	1.065	0.314	153.26
10	61	GT3PA	6	ABSSA Motorsport (JPN) Pili BHIROMBHAKDI (THA) / Keita SAWA (JPN)	McLaren 720S GT3	2:12.117	5	15	1.297	0.232	152.99
11	912	GT3S	5	Absolute Racing (CHN) Yuan BO (CHN) / Leo Ye HONGLI (CHN)	Porsche 911 GT3 R	2:12.430	7	15	1.610	0.312	152.63
12	911	GT3S	6	Absolute Racing (CHN) Tanart SATHIENTHIRAKUL (THA) / Philip HAMPRECHT (DEU)	Porsche 911 GT3 R	2:12.528	8	15	1.708	0.098	152.52
13	55	GT3PA	7	Craft-Bamboo Racing (HKG) Daniel AU (SGP) / Melvin MOH (MYS)	Mercedes-AMG GT3	2:13.043	5	14	2.223	0.514	151.93
14	999	GT3S	7	Audi Sport Asia Team TSRT (CHN) Weilan CHEN (CHN) / Rahel FREY (CHE)	Audi R8 LMS GT3 2019	2:13.108	8	13	2.287	0.064	151.86
15	666	GT3PA	8	Vincenzo Sospiri Racing (ITA) Alex AU (HKG) / Frederik SCHANDORFF (DNK)	Lamborghini Huracán GT3 EVO	2:13.513	7	12	2.693	0.405	151.40
16	128	GT3AM	1	Vattana Motorsport (THA) Chonsawat ASAVAHAME (THA) / Akihiro ASAI (JPN)	Lamborghini Huracan GT3 EVO	2:15.013	9	14	4.193	1.500	149.71
17	51	GT3AM	2	AMAC Motorsport (AUS) Andrew MACPHERSON (AUS) / William Ben PORTER (AUS)	Lamborghini Huracan GT3 EVO	2:15.627	10	14	4.807	0.614	149.04
18	81	GT4AM	1	BMW Team Studie (JPN) Takayuki KINOSHITA (JPN) / Sunako JUKUCHOU (JPN)	BMW M4 GT4	2:25.783	4	12	14.963	10.156	138.65
19	199	GT4AM	2	Team iRace.Win (TPE) Keo CHANG (TPE) / Joe CHI (TPE)	Mercedes-AMG GT4	2:26.406	13	14	15.586	0.622	138.06
20	111	GT4AM	3	Team iRace.Win (TPE) Ringo CHONG (SGP) / Setiawan SANTOSO (IDN)	Mercedes-AMG GT4	2:27.214	7	13	16.393	0.807	137.31
21	77	GT4AM	4	Craft-Bamboo Racing (HKG) Frank YU (HKG) / Richard WEE (SGP)	Mercedes-AMG GT4	2:27.645	6	14	16.825	0.431	136.90
22	11	GT4AM	5	GTO Racing with TTR (JPN) Brian LEE (TPE) / Tony FONG (HKG)	Mercedes-AMG GT4	2:29.730	6	12	18.910	2.084	135.00
23	75	GT3PA	9	T2 Motorsports (SGP) David TJIPTOBIANTORO (IDN) / Rio HARYANTO (IDN)	Ferrari 488 GT3		0	1			

Korea International Circuit  
Circuit Length = 5.615 km  
Start: 13:10 Flag 13:52 End: 13:52

Weather / Track : Bright / Dry

These results are provisional until the conclusion of any judicial and technical matters.

Race Director : Ravin	Clerk of Course :	Timekeeper :
-----------------------	-------------------	--------------

Results can be found at [www.tsl-timing.com](http://www.tsl-timing.com)

Printed - 13:54 Friday, 02 August 2019

## Blancpain GT World Challenge Asia

### FREE PRACTICE 1 - CLASSIFICATION BY CATEGORY

#### CATEGORY : GT3

POS	NO	CL	TEAM / DRIVERS	CAR	TIME	ON	LAPS	GAP	DIFF	KPH
1	88	GT3PA	Craft-Bamboo Racing (HKG) Jeffrey LEE (TPE) / Maxi GOETZ (DEU)	Mercedes-AMG GT3	2:10.820	8	12			154.51
2	97	GT3S	Solite Indigo Racing (KOR) Roelof BRUIJNS (KOR) / Manuel METZGER (DEU)	Mercedes-AMG GT3	2:10.963	10	16	0.143	0.143	154.34
3	12	GT3S	Audi Sport Asia Team Absolute Racing (CHN) Weiron TAN (MYS) / Martin RUMP (EST)	Audi R8 LMS GT3 2019	2:11.023	14	15	0.203	0.059	154.27
4	27	GT3S	HubAuto Corsa (TPE) Marcos GOMES (BRA) / Yuya SAKAMOTO (JPN)	Ferrari 488 GT3	2:11.155	14	15	0.335	0.132	154.12
5	13	GT3PA	Audi Sport Asia Team Absolute Racing (CHN) Jingzu SUN (CHN) / Congfu CHENG (CHN)	Audi R8 LMS GT3 2019	2:11.251	13	15	0.431	0.096	154.00
6	910	GT3PA	JRM (CHN) LIU (CHN) / Chris VAN DER DRIFT (NZL)	Porsche 911 GT3 R	2:11.315	6	15	0.495	0.063	153.93
7	888	GT3PA	Triple Eight Race Engineering Australia (AUS) HH Prince Abdul Rahman IBRAHIM (MYS) / Shane van GISBERGEN (NZL)	Mercedes-AMG GT3	2:11.396	9	14	0.576	0.081	153.83
8	99	GT3S	Craft-Bamboo Racing (HKG) Christina NIELSEN (DNK) / Darryl O'YOUNG (HKG)	Mercedes-AMG GT3	2:11.570	8	15	0.750	0.173	153.63
9	918	GT3PA	Panther/AAS Motorsport (CHN) Vutthikorn INTHRAPHUVASAK (THA) / Alexandre IMPERATORI (CHE)	Porsche 911 GT3 R	2:11.885	7	15	1.065	0.314	153.26
10	61	GT3PA	ABSSA Motorsport (JPN) Piti BHIROMBHAKDI (THA) / Keita SAWA (JPN)	McLaren 720S GT3	2:12.117	5	15	1.297	0.232	152.99
11	912	GT3S	Absolute Racing (CHN) Yuan BO (CHN) / Leo Ye HONGLI (CHN)	Porsche 911 GT3 R	2:12.430	7	15	1.610	0.312	152.63
12	911	GT3S	Absolute Racing (CHN) Tanart SATHIENTHIRAKUL (THA) / Philip HAMPRECHT (DEU)	Porsche 911 GT3 R	2:12.528	8	15	1.708	0.098	152.52
13	55	GT3PA	Craft-Bamboo Racing (HKG) Daniel AU (SGP) / Melvin MOH (MYS)	Mercedes-AMG GT3	2:13.043	5	14	2.223	0.514	151.93
14	999	GT3S	Audi Sport Asia Team TSRT (CHN) Weian CHEN (CHN) / Rahel FREY (CHE)	Audi R8 LMS GT3 2019	2:13.108	8	13	2.287	0.064	151.86
15	666	GT3PA	Vincenzo Sospiri Racing (ITA) Alex AU (HKG) / Frederik SCHANDORFF (DNK)	Lamborghini Huracán GT3 EVO	2:13.513	7	12	2.693	0.405	151.40
16	128	GT3AM	Vattana Motorsport (THA) Chonsawat ASAVAHAME (THA) / Akihiro ASAI (JPN)	Lamborghini Huracan GT3 EVO	2:15.013	9	14	4.193	1.500	149.71
17	51	GT3AM	AMAC Motorsport (AUS) Andrew MACPHERSON (AUS) / William Ben PORTER (AUS)	Lamborghini Huracan GT3 EVO	2:15.627	10	14	4.807	0.614	149.04
18	75	GT3PA	T2 Motorsports (SGP) David TJIPTOBIANTORO (IDN) / Rio HARYANTO (IDN)	Ferrari 488 GT3			1			

#### CATEGORY : GT4

POS	NO	CL	TEAM / DRIVERS	CAR	TIME	ON	LAPS	GAP	DIFF	KPH
1	81	GT4AM	BMW Team Studie (JPN) Takayuki KINOSHITA (JPN) / Sunako JUKUCHOU (JPN)	BMW M4 GT4	2:25.783	4	12			138.65
2	199	GT4AM	Team iRace.Win (TPE) Keo CHANG (TPE) / Joe CHI (TPE)	Mercedes-AMG GT4	2:26.406	13	14	0.622	0.622	138.06
3	111	GT4AM	Team iRace.Win (TPE) Ringo CHONG (SGP) / Setiawan SANTOSO (IDN)	Mercedes-AMG GT4	2:27.214	7	13	1.430	0.807	137.31
4	77	GT4AM	Craft-Bamboo Racing (HKG) Frank YU (HKG) / Richard WEE (SGP)	Mercedes-AMG GT4	2:27.645	6	14	1.861	0.431	136.90
5	11	GT4AM	GTO Racing with TTR (JPN) Brian LEE (TPE) / Tony FONG (HKG)	Mercedes-AMG GT4	2:29.730	6	12	3.946	2.084	135.00

Weather / Track : Bright / Dry

These results are provisional until the conclusion of any judicial and technical matters.

Korea International Circuit

Circuit Length = 5.615 km

Start: 13:10 Flag 13:52 End: 13:52

Race Director : Ravin	Clerk of Course :	Timekeeper :
-----------------------	-------------------	--------------

Results can be found at [www.tsl-timing.com](http://www.tsl-timing.com)

Printed - 13:57 Friday, 02 August 2019

# Blancpain GT World Challenge Asia

## FREE PRACTICE 1 - CLASSIFICATION BY CLASS

### CLASS : GT3 - GT3S

POS	NO	TEAM / DRIVERS	CAR	TIME	ON	LAPS	GAP	DIFF	KPH
1	97	Solite Indigo Racing (KOR) Roelof BRUINS (KOR) / Manuel METZGER (DEU)	Mercedes-AMG GT3	2:10.963	10	16			154.34
2	12	Audi Sport Asia Team Absolute Racing (CHN) Weiron TAN (MYS) / Martin RUMP (EST)	Audi R8 LMS GT3 2019	2:11.023	14	15	0.059	0.059	154.27
3	27	HubAuto Corsa (TPE) Marcos GOMES (BRA) / Yuya SAKAMOTO (JPN)	Ferrari 488 GT3	2:11.155	14	15	0.191	0.132	154.12
4	99	Craft-Bamboo Racing (HKG) Christina NIELSEN (DNK) / Darryl O'YOUNG (HKG)	Mercedes-AMG GT3	2:11.570	8	15	0.606	0.414	153.63
5	912	Absolute Racing (CHN) Yuan BO (CHN) / Leo Ye HONGLI (CHN)	Porsche 911 GT3 R	2:12.430	7	15	1.466	0.859	152.63
6	911	Absolute Racing (CHN) Tanart SATHIENTHIRAKUL (THA) / Philip HAMPRECHT (DEU)	Porsche 911 GT3 R	2:12.528	8	15	1.564	0.098	152.52
7	999	Audi Sport Asia Team TSRT (CHN) Weilan CHEN (CHN) / Rahel FREY (CHE)	Audi R8 LMS GT3 2019	2:13.108	8	13	2.144	0.579	151.86

### CLASS : GT3 - GT3PA

POS	NO	TEAM / DRIVERS	CAR	TIME	ON	LAPS	GAP	DIFF	KPH
1	88	Craft-Bamboo Racing (HKG) Jeffrey LEE (TPE) / Maxi GOETZ (DEU)	Mercedes-AMG GT3	2:10.820	8	12			154.51
2	13	Audi Sport Asia Team Absolute Racing (CHN) Jingzu SUN (CHN) / Congfu CHENG (CHN)	Audi R8 LMS GT3 2019	2:11.251	13	15	0.431	0.431	154.00
3	910	JRM (CHN) LIU (CHN) / Chris VAN DER DRIFT (NZL)	Porsche 911 GT3 R	2:11.315	6	15	0.495	0.063	153.93
4	888	Triple Eight Race Engineering Australia (AUS) HH Prince Abdul Rahman IBRAHIM (MYS) / Shane van GISBERGEN (NZL)	Mercedes-AMG GT3	2:11.396	9	14	0.576	0.081	153.83
5	918	Panther/AAS Motorsport (CHN) Vutthikorn INTRAPHUVASAK (THA) / Alexandre IMPERATORI (CHE)	Porsche 911 GT3 R	2:11.885	7	15	1.065	0.488	153.26
6	61	ABSSA Motorsport (JPN) Piti BHIROMBHAKDI (THA) / Keita SAWA (JPN)	McLaren 720S GT3	2:12.117	5	15	1.297	0.232	152.99
7	55	Craft-Bamboo Racing (HKG) Daniel AU (SGP) / Melvin MOH (MYS)	Mercedes-AMG GT3	2:13.043	5	14	2.223	0.925	151.93
8	666	Vincenzo Sospiri Racing (ITA) Alex AU (HKG) / Frederik SCHANDORFF (DNK)	Lamborghini Huracán GT3 EVO	2:13.513	7	12	2.693	0.470	151.40
9	75	T2 Motorsports (SGP) David TJIPTOBIANTORO (IDN) / Rio HARYANTO (IDN)	Ferrari 488 GT3			1			

### CLASS : GT3 - GT3AM

POS	NO	TEAM / DRIVERS	CAR	TIME	ON	LAPS	GAP	DIFF	KPH
1	128	Vattana Motorsport (THA) Chonsawat ASAVAHAME (THA) / Akihiro ASAI (JPN)	Lamborghini Huracan GT3 EVO	2:15.013	9	14			149.71
2	51	AMAC Motorsport (AUS) Andrew MACPHERSON (AUS) / William Ben PORTER (AUS)	Lamborghini Huracan GT3 EVO	2:15.627	10	14	0.614	0.614	149.04

### CLASS : GT4 - GT4AM

POS	NO	TEAM / DRIVERS	CAR	TIME	ON	LAPS	GAP	DIFF	KPH
1	81	BMW Team Studie (JPN) Takayuki KINOSHITA (JPN) / Sunako JUKUCHOU (JPN)	BMW M4 GT4	2:25.783	4	12			138.65
2	199	Team iRace.Win (TPE) Keo CHANG (TPE) / Joe CHI (TPE)	Mercedes-AMG GT4	2:26.406	13	14	0.622	0.622	138.06
3	111	Team iRace.Win (TPE) Ringo CHONG (SGP) / Setiawan SANTOSO (IDN)	Mercedes-AMG GT4	2:27.214	7	13	1.430	0.807	137.31
4	77	Craft-Bamboo Racing (HKG) Frank YU (HKG) / Richard WEE (SGP)	Mercedes-AMG GT4	2:27.645	6	14	1.861	0.431	136.90
5	11	GTO Racing with TTR (JPN) Brian LEE (TPE) / Tony FONG (HKG)	Mercedes-AMG GT4	2:29.730	6	12	3.946	2.084	135.00

Weather / Track : Bright / Dry

These results are provisional until the conclusion of any judicial and technical matters.

Korea International Circuit

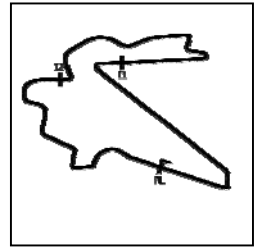
Circuit Length = 5.615 km

Start: 13:10 Flag 13:52 End: 13:52

Race Director : Ravin	Clerk of Course :	Timekeeper :
-----------------------	-------------------	--------------

# Blancpain GT World Challenge Asia

## FREE PRACTICE 1 - SECTOR ANALYSIS



SECTOR 1 = FL to I1, SECTOR 2 = I1 to I2, SECTOR 3 = I2 to FL, DIFF = Difference To Personal Best Lap, P = Crossed Finish Line in Pit Lane, D = Time Disallowed

P1 88 GT3PA Craft-Bamboo Racing			Mercedes-AMG GT3				
IDEAL LAP TIME : 2:10.457		BEST LAP TIME : 2:10.820		DIFFERENCE : 0.362			
D1: Jeffrey LEE		D2: Maxi GOETZ					
LAP	SECTOR 1	SECTOR 2	SECTOR 3	LAP TIME	KPH	DIFF	TIME OF DAY
1 - D2	OUTLAP	52.468	45.494				13:12:31.662
2 - D2	40.697	50.155	43.956	2:14.809	149.94	3.989	13:14:46.471
3 - D2	39.950	49.645	42.880	2:12.476	152.58	1.656	13:16:58.947
4 - D2	40.211	49.036	42.678	2:11.925 (3)	153.22	1.105	13:19:10.872
5 - D2	39.858	48.851	42.564	2:11.273 (2)	153.98	0.453	13:21:22.146
6 - D2	39.805	49.007	IN PIT	2:15.793 P	148.85	4.973	13:23:37.940
7 - D2	OUTLAP	51.391	44.658	9:15.397	36.39	7:04.577	13:32:53.337
8 - D2	39.993	<b>48.629</b>	<b>42.196</b>	<b>2:10.820 (1)</b>	<b>154.51</b>		<b>13:35:04.157</b>
9 - D2	<b>39.631</b>	49.033	IN PIT	2:15.111 P	149.60	4.291	13:37:19.269
10 - D1	OUTLAP	56.616	54.735	5:04.272	66.43	2:53.452	13:42:23.542
11 - D1	42.123	52.573	48.371	2:23.068	141.28	12.248	13:44:46.610
12 - D1	42.194	52.161	47.219	2:21.575	142.77	10.755	13:47:08.186

P2 97 GT3S Solite Indigo Racing			Mercedes-AMG GT3				
IDEAL LAP TIME : 2:10.601		BEST LAP TIME : 2:10.963		DIFFERENCE : 0.361			
D1: Roelof BRUINS		D2: Manuel METZGER					
LAP	SECTOR 1	SECTOR 2	SECTOR 3	LAP TIME	KPH	DIFF	TIME OF DAY
1 - D1	OUTLAP	50.650	43.481				13:12:20.405
2 - D1	40.776	49.451	43.158	2:13.386	151.54	2.422	13:14:33.791
3 - D1	39.966	49.719	43.322	2:13.007	151.97	2.044	13:16:46.799
4 - D1	40.341	49.283	IN PIT	2:16.243 P	148.36	5.279	13:19:03.042
5 - D1	OUTLAP	48.841	43.121	3:42.725	90.75	1:31.761	13:22:45.767
6 - D1	39.927	49.139	42.985	2:12.052	153.07	1.088	13:24:57.820
7 - D1	40.204	49.063	43.434	2:12.701	152.32	1.738	13:27:10.521
8 - D1	40.961	53.537	43.452	2:17.952	146.52	6.988	13:29:28.473
9 - D1	40.255	48.992	42.545	2:11.793 (2)	153.37	0.829	13:31:40.267
10 - D1	39.925	48.714	<b>42.323</b>	<b>2:10.963 (1)</b>	<b>154.34</b>		<b>13:33:51.230</b>
11 - D1	39.838	<b>48.607</b>	IN PIT	2:15.745 P	148.91	4.782	13:36:06.976
12 - D2	OUTLAP	49.698	43.431	4:02.166	83.47	1:51.203	13:40:09.143
13 - D2	40.043	50.360	43.843	2:14.247	150.57	3.283	13:42:23.390
14 - D2	40.240	49.170	42.595	2:12.006	153.12	1.043	13:44:35.397
15 - D2	<b>39.670</b>	50.268	42.916	2:12.855	152.15	1.891	13:46:48.252
16 - D2	39.774	49.158	42.868	2:11.800 (3)	153.36	0.837	13:49:00.052

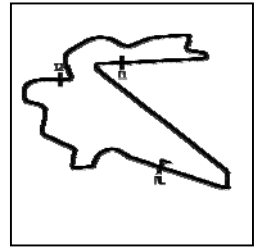
P3 12 GT3S Audi Sport Asia Team Absolute Racing			Audi R8 LMS GT3 2019				
IDEAL LAP TIME : 2:10.853		BEST LAP TIME : 2:11.023		DIFFERENCE : 0.169			
D1: Weiron TAN		D2: Martin RUMP					
LAP	SECTOR 1	SECTOR 2	SECTOR 3	LAP TIME	KPH	DIFF	TIME OF DAY
1 - D2	OUTLAP	53.801	44.048				13:12:27.796
2 - D2	41.908	50.147	43.611	2:15.667	148.99	4.643	13:14:43.463
3 - D2	40.219	49.645	43.318	2:13.183 (3)	151.77	2.160	13:16:56.647
4 - D2	44.397	54.722	IN PIT	2:28.732 P	135.90	17.708	13:19:25.379
5 - D1	OUTLAP	50.342	45.340	3:59.619	84.35	1:48.595	13:23:24.998
6 - D1	40.706	50.162	43.401	2:14.269	150.54	3.245	13:25:39.267
7 - D1	39.932	49.561	44.146	2:13.640	151.25	2.617	13:27:52.908
8 - D1	40.803	49.427	42.968	2:13.199	151.75	2.175	13:30:06.107
9 - D1	40.094	49.441	IN PIT	2:17.442 P	147.07	6.418	13:32:23.549
10 - D2	OUTLAP	49.495	44.695	3:55.649	85.77	1:44.626	13:36:19.198
11 - D2	41.513	49.264	42.976	2:13.755	151.12	2.732	13:38:32.954
12 - D2	40.308	51.315	42.937	2:14.561	150.22	3.538	13:40:47.516
13 - D2	40.038	48.904	43.216	2:12.159 (2)	152.95	1.136	13:42:59.675
14 - D2	39.816	<b>48.811</b>	<b>42.395</b>	<b>2:11.023 (1)</b>	<b>154.27</b>		<b>13:45:10.699</b>
15 - D2	<b>39.646</b>	49.238	IN PIT	2:15.940 P	148.69	4.917	13:47:26.639

Weather / Track : Bright / Dry

Korea International Circuit  
Circuit Length = 5.615 km  
Start: 13:10 Flag 13:52 End: 13:52

# Blancpain GT World Challenge Asia

## FREE PRACTICE 1 - SECTOR ANALYSIS



SECTOR 1 = FL to I1, SECTOR 2 = I1 to I2, SECTOR 3 = I2 to FL, DIFF = Difference To Personal Best Lap, P = Crossed Finish Line in Pit Lane, D = Time Disallowed

P4 27 GT3S HubAuto Corsa				Ferrari 488 GT3			
IDEAL LAP TIME : 2:11.019		BEST LAP TIME : 2:11.155		DIFFERENCE : 0.136			
D1: Marcos GOMES		D2: Yuya SAKAMOTO					
LAP	SECTOR 1	SECTOR 2	SECTOR 3	LAP TIME	KPH	DIFF	TIME OF DAY
1 - D2	OUTLAP	53.186	46.014				13:12:35.660
2 - D2	40.977	50.574	44.354	2:15.905	148.73	4.750	13:14:51.565
3 - D2	40.536	50.023	43.898	2:14.458	150.33	3.303	13:17:06.024
4 - D2	39.883	49.425	43.333	2:12.642	152.39	1.487	13:19:18.666
5 - D2	39.908	49.789	44.236	2:13.934	150.92	2.779	13:21:32.601
6 - D2	40.204	49.450	IN PIT	2:18.915 P	145.51	7.759	13:23:51.516
7 - D1	OUTLAP	52.677	48.404	6:05.777	55.26	3:54.621	13:29:57.293
8 - D1	40.198	49.657	44.693	2:14.549	150.23	3.393	13:32:11.842
9 - D1	39.882	49.458	43.115	2:12.455	152.60	1.300	13:34:24.298
10 - D1	39.729	49.252	43.278	2:12.259 (3)	152.83	1.104	13:36:36.558
11 - D1	<b>39.578</b>	49.115	43.096	2:11.791 (2)	153.37	0.635	13:38:48.349
12 - D1	39.640	48.954	46.865	2:15.461	149.22	4.305	13:41:03.810
13 - D1	49.031	57.576	49.070	2:35.678	129.84	24.522	13:43:39.488
<b>14 - D1</b>	39.711	48.625	<b>42.818</b>	<b>2:11.155 (1)</b>	<b>154.12</b>		<b>13:45:50.644</b>
15 - D1	39.657	<b>48.621</b>	IN PIT	2:18.276 P	146.18	7.121	13:48:08.920

P5 13 GT3PA Audi Sport Asia Team Absolute Racing				Audi R8 LMS GT3 2019			
IDEAL LAP TIME : 2:10.732		BEST LAP TIME : 2:11.251		DIFFERENCE : 0.519			
D1: Jingzu SUN		D2: Congfu CHENG					
LAP	SECTOR 1	SECTOR 2	SECTOR 3	LAP TIME	KPH	DIFF	TIME OF DAY
1 - D1	OUTLAP	57.804	50.808				13:13:08.605
2 - D1	43.393	53.330	48.507	2:25.231	139.18	13.979	13:15:33.837
3 - D1	41.479	51.476	47.349	2:20.305	144.07	9.053	13:17:54.142
4 - D1	40.516	51.864	47.476	2:19.857	144.53	8.605	13:20:14.000
5 - D1	41.510	51.436	IN PIT	2:24.623 P	139.76	13.372	13:22:38.624
6 - D1	OUTLAP	52.250	47.771	3:15.381	103.45	1:04.129	13:25:54.005
7 - D1	41.338	51.085	46.578	2:19.001	145.42	7.749	13:28:13.006
8 - D1	40.651	50.916	46.521	2:18.089	146.38	6.837	13:30:31.096
9 - D1	40.562	51.034	IN PIT	2:28.312 P	136.29	17.060	13:32:59.408
10 - D2	OUTLAP	51.938	45.065	3:53.349	86.62	1:42.097	13:36:52.758
11 - D2	40.488	50.381	43.228	2:14.097 (3)	150.74	2.845	13:39:06.855
12 - D2	39.776	49.074	<b>42.539</b>	2:11.390 (2)	153.84	0.138	13:41:18.246
<b>13 - D2</b>	<b>39.474</b>	49.150	42.626	<b>2:11.251 (1)</b>	<b>154.00</b>		<b>13:43:29.498</b>
14 - D2	39.561	<b>48.718</b>	46.339	2:14.618	150.15	3.367	13:45:44.117
15 - D2	39.598	48.756	56.199	2:24.553	139.83	13.302	13:48:08.671

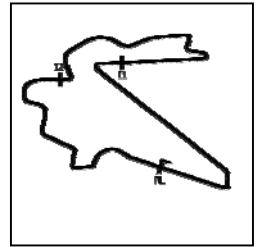
P6 910 GT3PA JRM				Porsche 911 GT3 R			
IDEAL LAP TIME : 2:10.981		BEST LAP TIME : 2:11.315		DIFFERENCE : 0.333			
D1: LIU		D2: Chris VAN DER DRIFT					
LAP	SECTOR 1	SECTOR 2	SECTOR 3	LAP TIME	KPH	DIFF	TIME OF DAY
1 - D2	OUTLAP	51.568	44.281				13:12:46.984
2 - D2	41.042	49.430	43.415	2:13.889	150.97	2.573	13:15:00.873
3 - D2	39.626	49.221	42.912	2:11.760 (3)	153.41	0.445	13:17:12.634
4 - D2	39.946	49.344	<b>42.701</b>	2:11.991	153.14	0.676	13:19:24.625
5 - D2	39.698	48.863	42.990	2:11.552 (2)	153.65	0.237	13:21:36.178
<b>6 - D2</b>	39.596	48.846	42.872	<b>2:11.315 (1)</b>	<b>153.93</b>		<b>13:23:47.493</b>
7 - D2	39.481	<b>48.804</b>	IN PIT	2:14.578 P	150.20	3.263	13:26:02.071
8 - D1	OUTLAP	58.806	46.579	5:54.407	57.03	3:43.092	13:31:56.479
9 - D1	40.008	51.110	45.063	2:16.182	148.43	4.867	13:34:12.662
10 - D1	39.965	50.497	46.620	2:17.083	147.45	5.768	13:36:29.745
11 - D1	40.182	49.663	44.052	2:13.898	150.96	2.583	13:38:43.644
12 - D1	39.566	51.055	47.962	2:18.585	145.85	7.269	13:41:02.229
13 - D1	40.461	49.844	44.624	2:14.930	149.81	3.615	13:43:17.160
14 - D1	39.526	52.889	47.334	2:19.750	144.64	8.435	13:45:36.910
15 - D1	39.670	49.465	43.544	2:12.680	152.35	1.365	13:47:49.590

Weather / Track : Bright / Dry

Korea International Circuit  
Circuit Length = 5.615 km  
Start: 13:10 Flag 13:52 End: 13:52

# Blancpain GT World Challenge Asia

## FREE PRACTICE 1 - SECTOR ANALYSIS



SECTOR 1 = FL to I1, SECTOR 2 = I1 to I2, SECTOR 3 = I2 to FL, DIFF = Difference To Personal Best Lap, P = Crossed Finish Line in Pit Lane, D = Time Disallowed

<b>P7 888 GT3PA Triple Eight Race Engineering Australia Mercedes-AMG GT3</b>							
IDEAL LAP TIME : 2:10.793		BEST LAP TIME : 2:11.396		DIFFERENCE : 0.602			
D1: HH Prince Abdul Rahman		D2: Shane van GISBERGEN					
LAP	SECTOR 1	SECTOR 2	SECTOR 3	LAP TIME	KPH	DIFF	TIME OF DAY
1 - D2	OUTLAP	56.478	48.851				13:13:04.658
2 - D2	42.131	50.999	44.298	2:17.429	147.08	6.033	13:15:22.088
3 - D2	42.718	51.316	45.141	2:19.175	145.24	7.779	13:17:41.264
4 - D2	40.355	50.317	43.529	2:14.202 (3)	150.62	2.805	13:19:55.466
5 - D2	39.954	50.248	IN PIT	2:19.472 P	144.93	8.075	13:22:14.939
6 - D2	OUTLAP	49.610	43.094	5:17.469	63.67	3:06.073	13:27:32.408
7 - D2	40.267	48.936	<b>42.675</b>	2:11.879 (2)	153.27	0.482	13:29:44.287
8 - D2	40.514	50.358	48.892	2:19.764	144.62	8.368	13:32:04.052
<b>9 - D2</b>	<b>39.637</b>	48.566	43.193	<b>2:11.396 (1)</b>	<b>153.83</b>		<b>13:34:15.449</b>
10 - D2	39.726	<b>48.481</b>	IN PIT	2:16.502 P	148.08	5.106	13:36:31.951
11 - D1	OUTLAP	53.789	46.923	3:56.175	85.58	1:44.779	13:40:28.127
12 - D1	41.461	52.416	46.062	2:19.939	144.44	8.543	13:42:48.067
13 - D1	41.089	51.627	45.738	2:18.455	145.99	7.058	13:45:06.522
14 - D1	40.717	51.751	46.357	2:18.826	145.60	7.430	13:47:25.349

<b>P8 99 GT3S Craft-Bamboo Racing Mercedes-AMG GT3</b>							
IDEAL LAP TIME : 2:11.539		BEST LAP TIME : 2:11.570		DIFFERENCE : 0.030			
D1: Christina NIELSEN		D2: Darryl O'YOUNG					
LAP	SECTOR 1	SECTOR 2	SECTOR 3	LAP TIME	KPH	DIFF	TIME OF DAY
1 - D2	OUTLAP	52.987	49.403				13:12:39.756
2 - D2	40.518	52.435	45.605	2:18.558	145.88	6.988	13:14:58.314
3 - D2	40.244	49.929	43.575	2:13.749	151.13	2.179	13:17:12.064
4 - D2	40.192	50.946	IN PIT	2:20.535 P	143.83	8.965	13:19:32.600
5 - D2	OUTLAP	50.234	46.576	3:50.427	87.72	1:38.857	13:23:23.027
6 - D2	40.075	49.188	43.181	2:12.444 (2)	152.62	0.874	13:25:35.472
7 - D2	<b>39.691</b>	49.230	43.560	2:12.481 (3)	152.57	0.911	13:27:47.954
<b>8 - D2</b>	39.721	<b>49.037</b>	<b>42.810</b>	<b>2:11.570 (1)</b>	<b>153.63</b>		<b>13:29:59.524</b>
9 - D2	39.932	50.544	IN PIT	2:18.435 P	146.01	6.864	13:32:17.959
10 - D1	OUTLAP	53.837	49.919	4:01.188	83.81	1:49.617	13:36:19.147
11 - D1	41.520	52.775	47.610	2:21.905	142.44	10.335	13:38:41.053
12 - D1	40.365	52.416	49.570	2:22.352	141.99	10.782	13:41:03.406
13 - D1	40.816	51.304	45.207	2:17.328	147.19	5.757	13:43:20.734
14 - D1	39.956	51.373	45.852	2:17.183	147.35	5.612	13:45:37.917
15 - D1	40.579	51.356	44.667	2:16.604	147.97	5.033	13:47:54.521

<b>P9 918 GT3PA Panther/AAS Motorsport Porsche 911 GT3 R</b>							
IDEAL LAP TIME : 2:11.558		BEST LAP TIME : 2:11.885		DIFFERENCE : 0.326			
D1: Vutthikorn INTRAPHUVA		D2: Alexandre IMPERATORI					
LAP	SECTOR 1	SECTOR 2	SECTOR 3	LAP TIME	KPH	DIFF	TIME OF DAY
1 - D2	OUTLAP	52.126	47.242				13:12:44.690
2 - D2	40.164	50.080	45.095	2:15.340	149.35	3.455	13:15:00.030
3 - D2	40.267	50.330	43.729	2:14.327	150.48	2.442	13:17:14.357
4 - D2	39.864	49.426	43.713	2:13.004	151.98	1.119	13:19:27.361
5 - D2	39.684	49.312	43.354	2:12.351 (3)	152.72	0.466	13:21:39.713
6 - D2	39.868	49.306	43.194	2:12.368	152.70	0.483	13:23:52.081
<b>7 - D2</b>	39.550	49.245	<b>43.088</b>	<b>2:11.885 (1)</b>	<b>153.26</b>		<b>13:26:03.967</b>
8 - D2	39.700	49.769	IN PIT	2:24.115 P	140.26	12.230	13:28:28.082
9 - D1	OUTLAP	50.933	45.334	6:50.798	49.20	4:38.913	13:35:18.880
10 - D1	40.541	50.280	44.422	2:15.244	149.46	3.359	13:37:34.125
11 - D1	39.634	50.087	44.387	2:14.109	150.72	2.224	13:39:48.234
12 - D1	<b>39.503</b>	49.900	44.566	2:13.970	150.88	2.085	13:42:02.204
13 - D1	40.975	50.403	43.957	2:15.336	149.36	3.451	13:44:17.541
14 - D1	39.962	49.502	43.400	2:12.865	152.13	0.979	13:46:30.406
15 - D1	39.794	<b>48.966</b>	43.444	2:12.204 (2)	152.89	0.319	13:48:42.611

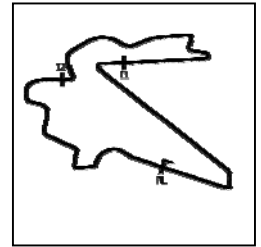
Weather / Track : Bright / Dry

Korea International Circuit  
Circuit Length = 5.615 km  
Start: 13:10 Flag 13:52 End: 13:52



# Blancpain GT World Challenge Asia

## FREE PRACTICE 1 - SECTOR ANALYSIS



SECTOR 1 = FL to I1, SECTOR 2 = I1 to I2, SECTOR 3 = I2 to FL, DIFF = Difference To Personal Best Lap, P = Crossed Finish Line in Pit Lane, D = Time Disallowed

P10 61 GT3PA ABSSA Motorsport				McLaren 720S GT3			
IDEAL LAP TIME : 2:12.117		BEST LAP TIME : 2:12.117		DIFFERENCE : 0.000			
D1: Piti BHIROMBHAKDI		D2: Keita SAWA					
LAP	SECTOR 1	SECTOR 2	SECTOR 3	LAP TIME	KPH	DIFF	TIME OF DAY
1 - D2	OUTLAP	57.061	IN PIT				13:13:02.496
2 - D2	OUTLAP	52.445	43.931	4:13.638	79.69	2:01.520	13:17:16.134
3 - D2	40.499	50.572	43.312	2:14.384	150.41	2.266	13:19:30.518
4 - D2	39.943	49.926	43.289	2:13.159	151.80	1.041	13:21:43.677
<b>5 - D2</b>	<b>39.835</b>	<b>49.025</b>	<b>43.256</b>	<b>2:12.117 (1)</b>	<b>152.99</b>		<b>13:23:55.795</b>
6 - D2	40.421	49.328	43.359	2:13.110 (3)	151.85	0.992	13:26:08.905
7 - D2	39.931	49.512	47.363	2:16.808	147.75	4.690	13:28:25.713
8 - D2	39.871	49.057	43.370	2:12.300 (2)	152.78	0.182	13:30:38.013
9 - D2	42.428	51.166	IN PIT	2:24.566 P	139.82	12.448	13:33:02.580
10 - D1	OUTLAP	52.005	45.800	4:23.490	76.71	2:11.372	13:37:26.070
11 - D1	40.810	51.699	45.075	2:17.584	146.92	5.467	13:39:43.655
12 - D1	40.733	50.298	45.883	2:16.915	147.63	4.797	13:42:00.570
13 - D1	40.457	51.157	44.074	2:15.690	148.97	3.572	13:44:16.260
14 - D1	40.344	49.665	43.546	2:13.556	151.35	1.438	13:46:29.817
15 - D1	41.317	50.404	43.724	2:15.447	149.23	3.329	13:48:45.264

P11 912 GT3S Absolute Racing				Porsche 911 GT3 R			
IDEAL LAP TIME : 2:12.340		BEST LAP TIME : 2:12.430		DIFFERENCE : 0.090			
D1: Yuan BO		D2: Leo Ye HONGLI					
LAP	SECTOR 1	SECTOR 2	SECTOR 3	LAP TIME	KPH	DIFF	TIME OF DAY
1 - D2	OUTLAP	52.842	46.310				13:12:40.189
2 - D2	40.849	50.569	43.593	2:15.012	149.71	2.581	13:14:55.201
3 - D2	40.303	50.513	43.562	2:14.379	150.42	1.949	13:17:09.580
4 - D2	40.044	50.109	43.455	2:13.609	151.29	1.179	13:19:23.189
5 - D2	40.179	51.257	43.380	2:14.816	149.93	2.386	13:21:38.006
6 - D2	<b>39.855</b>	49.726	43.189	2:12.772 (2)	152.24	0.341	13:23:50.778
<b>7 - D2</b>	<b>39.945</b>	<b>49.556</b>	<b>42.928</b>	<b>2:12.430 (1)</b>	<b>152.63</b>		<b>13:26:03.209</b>
8 - D2	39.999	50.007	47.152	2:17.160	147.37	4.730	13:28:20.369
9 - D2	40.132	49.748	43.111	2:12.991 (3)	151.99	0.561	13:30:33.360
10 - D2	40.089	50.040	IN PIT	2:18.862 P	145.56	6.432	13:32:52.222
11 - D1	OUTLAP	53.425	46.485	4:52.769	69.04	2:40.338	13:37:44.991
12 - D1	41.127	51.252	IN PIT	2:27.004 P	137.50	14.574	13:40:11.996
13 - D1	OUTLAP	50.224	44.471	3:48.730	88.37	1:36.300	13:44:00.727
14 - D1	40.312	50.066	44.135	2:14.514	150.27	2.084	13:46:15.242
15 - D1	40.157	51.185	44.252	2:15.595	149.07	3.164	13:48:30.837

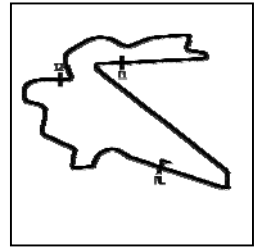
P12 911 GT3S Absolute Racing				Porsche 911 GT3 R			
IDEAL LAP TIME : 2:12.077		BEST LAP TIME : 2:12.528		DIFFERENCE : 0.451			
D1: Tanart SATHIENTHIRAKUI		D2: Philip HAMPRECHT					
LAP	SECTOR 1	SECTOR 2	SECTOR 3	LAP TIME	KPH	DIFF	TIME OF DAY
1 - D1	OUTLAP	53.241	IN PIT				13:12:46.622
2 - D1	OUTLAP	51.613	46.259	3:08.537	107.21	56.009	13:15:55.159
3 - D1	41.059	51.547	45.177	2:17.783	146.70	5.255	13:18:12.943
4 - D1	40.052	49.553	44.429	2:14.036	150.81	1.507	13:20:26.979
5 - D1	40.364	49.794	43.905	2:14.064	150.77	1.535	13:22:41.044
6 - D1	39.704	49.248	44.876	2:13.829	151.04	1.301	13:24:54.873
7 - D1	39.936	50.768	44.657	2:15.363	149.33	2.835	13:27:10.237
<b>8 - D1</b>	<b>39.988</b>	<b>49.035</b>	43.505	<b>2:12.528 (1)</b>	<b>152.52</b>		<b>13:29:22.765</b>
9 - D1	39.749	49.373	IN PIT	2:18.438 P	146.01	5.910	13:31:41.203
10 - D2	OUTLAP	52.310	IN PIT	4:16.902 P	78.68	2:04.374	13:35:58.106
11 - D2	OUTLAP	50.280	44.371	3:04.732	109.42	52.204	13:39:02.839
12 - D2	40.116	49.222	<b>43.361</b>	2:12.700 (3)	152.32	0.172	13:41:15.540
13 - D2	39.864	49.413	43.392	2:12.671 (2)	152.36	0.142	13:43:28.211
14 - D2	39.958	49.230	43.922	2:13.110	151.85	0.582	13:45:41.321
15 - D2	<b>39.680</b>	51.129	45.173	2:15.983	148.65	3.455	13:47:57.305

Weather / Track : Bright / Dry

Korea International Circuit  
Circuit Length = 5.615 km  
Start: 13:10 Flag 13:52 End: 13:52

# Blancpain GT World Challenge Asia

## FREE PRACTICE 1 - SECTOR ANALYSIS



SECTOR 1 = FL to I1, SECTOR 2 = I1 to I2, SECTOR 3 = I2 to FL, DIFF = Difference To Personal Best Lap, P = Crossed Finish Line in Pit Lane, D = Time Disallowed

P13 55 GT3PA Craft-Bamboo Racing				Mercedes-AMG GT3			
IDEAL LAP TIME : 2:12.639		BEST LAP TIME : 2:13.043		DIFFERENCE : 0.403			
D1: Daniel AU		D2: Melvin MOH					
LAP	SECTOR 1	SECTOR 2	SECTOR 3	LAP TIME	KPH	DIFF	TIME OF DAY
1 - D2	OUTLAP	55.355	44.788				13:12:52.091
2 - D2	40.570	50.911	44.686	2:16.167	148.44	3.124	13:15:08.259
3 - D2	40.896	50.301	44.059	2:15.257	149.44	2.214	13:17:23.516
4 - D2	40.595	49.626	44.409	2:14.630	150.14	1.587	13:19:38.147
<b>5 - D2</b>	<b>40.153</b>	<b>49.296</b>	43.593	<b>2:13.043 (1)</b>	<b>151.93</b>		<b>13:21:51.190</b>
6 - D2	40.155	49.354	IN PIT	2:19.615 P	144.78	6.572	13:24:10.806
7 - D2	OUTLAP	50.835	45.277	4:10.693	80.63	1:57.650	13:28:21.499
8 - D2	40.159	49.645	<b>43.282</b>	2:13.086 (2)	151.88	0.043	13:30:34.586
9 - D2	<b>40.060</b>	49.549	43.984	2:13.594 (3)	151.30	0.551	13:32:48.180
10 - D2	40.263	49.397	IN PIT	2:18.158 P	146.30	5.115	13:35:06.339
11 - D1	OUTLAP	1:05.685	1:00.805	5:11.460	64.90	2:58.417	13:40:17.799
12 - D1	47.665	1:01.464	56.814	2:45.944	121.81	32.901	13:43:03.744
13 - D1	46.365	1:01.855	58.425	2:46.646	121.29	33.603	13:45:50.391
14 - D1	45.471	58.310	54.278	2:38.061	127.88	25.017	13:48:28.452

P14 999 GT3S Audi Sport Asia Team TSRT				Audi R8 LMS GT3 2019			
IDEAL LAP TIME : 2:12.753		BEST LAP TIME : 2:13.108		DIFFERENCE : 0.354			
D1: Weian CHEN		D2: Rahel FREY					
LAP	SECTOR 1	SECTOR 2	SECTOR 3	LAP TIME	KPH	DIFF	TIME OF DAY
1 - D1	OUTLAP	51.746	44.999				13:12:46.680
2 - D1	43.171	52.278	45.091	2:20.540	143.83	7.432	13:15:07.220
3 - D1	41.194	50.449	44.019	2:15.663	149.00	2.555	13:17:22.884
4 - D1	42.117	50.059	43.593	2:15.769	148.88	2.661	13:19:38.653
5 - D1	40.133	49.753	44.105	2:13.992 (2)	150.85	0.884	13:21:52.645
6 - D1	46.099	55.060	IN PIT	2:32.163 P	132.84	19.055	13:24:24.809
7 - D1	OUTLAP	49.770	<b>43.332</b>	3:41.782	91.14	1:28.674	13:28:06.591
<b>8 - D1</b>	<b>39.785</b>	<b>49.635</b>	43.686	<b>2:13.108 (1)</b>	<b>151.86</b>		<b>13:30:19.699</b>
9 - D1	40.011	49.667	IN PIT	2:16.417 P	148.17	3.309	13:32:36.117
10 - D2	OUTLAP	52.542	45.343	5:22.414	62.69	3:09.306	13:37:58.531
11 - D2	40.237	50.398	44.514	2:15.150	149.56	2.042	13:40:13.682
12 - D2	40.887	50.019	43.440	2:14.347 (3)	150.46	1.239	13:42:28.029
13 - D2	40.848	49.981	IN PIT	2:21.860 P	142.49	8.752	13:44:49.889

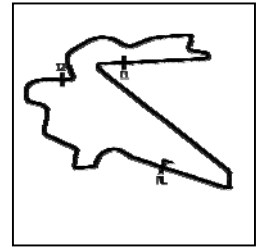
P15 666 GT3PA Vincenzo Sospiri Racing				Lamborghini Huracán GT3 EVO			
IDEAL LAP TIME : 2:13.143		BEST LAP TIME : 2:13.513		DIFFERENCE : 0.370			
D1: Alex AU		D2: Frederik SCHANDORFF					
LAP	SECTOR 1	SECTOR 2	SECTOR 3	LAP TIME	KPH	DIFF	TIME OF DAY
1 - D1	OUTLAP	54.149	45.025				13:16:10.752
2 - D1	41.032	50.567	47.247	2:18.847	145.58	5.334	13:18:29.600
3 - D1	41.180	52.161	46.997	2:20.339	144.03	6.826	13:20:49.940
4 - D1	40.272	50.360	44.736	2:15.369	149.32	1.855	13:23:05.309
5 - D1	40.340	50.271	44.132	2:14.743 (3)	150.01	1.229	13:25:20.053
6 - D1	40.239	50.601	44.066	2:14.907	149.83	1.394	13:27:34.961
<b>7 - D1</b>	<b>39.791</b>	<b>49.788</b>	<b>43.933</b>	<b>2:13.513 (1)</b>	<b>151.40</b>		<b>13:29:48.474</b>
8 - D1	40.479	51.393	IN PIT	2:21.036 P	143.32	7.522	13:32:09.511
9 - D1	OUTLAP	52.416	43.813	8:14.462	40.88	6:00.949	13:40:23.973
10 - D1	40.570	50.014	<b>43.738</b>	2:14.323 (2)	150.48	0.809	13:42:38.297
11 - D1	40.039	<b>49.678</b>	IN PIT	2:17.915 P	146.56	4.402	13:44:56.212
12 - D2	OUTLAP	49.687	44.837	3:27.028	97.63	1:13.514	13:48:23.241

Weather / Track : Bright / Dry

Korea International Circuit  
Circuit Length = 5.615 km  
Start: 13:10 Flag 13:52 End: 13:52

# Blancpain GT World Challenge Asia

## FREE PRACTICE 1 - SECTOR ANALYSIS



SECTOR 1 = FL to I1, SECTOR 2 = I1 to I2, SECTOR 3 = I2 to FL, DIFF = Difference To Personal Best Lap, P = Crossed Finish Line in Pit Lane, D = Time Disallowed

P16 128 GT3AM Vattana Motorsport				Lamborghini Huracan GT3 EVO			
IDEAL LAP TIME : 2:15.013		BEST LAP TIME : 2:15.013		DIFFERENCE : 0.000			
D1: Chonsawat ASAVAHAME		D2: Akihiro ASAI					
LAP	SECTOR 1	SECTOR 2	SECTOR 3	LAP TIME	KPH	DIFF	TIME OF DAY
1 - D2		53.070	46.821				13:12:46.535
2 - D2	44.180	52.209	47.668	2:24.058	140.31	9.044	13:15:10.593
3 - D2	42.065	51.669	46.503	2:20.238	144.13	5.224	13:17:30.832
4 - D2	41.275	51.202	45.920	2:18.398 (3)	146.05	3.384	13:19:49.230
5 - D2	41.313	52.788	45.838	2:19.941	144.44	4.927	13:22:09.171
6 - D2	41.939	52.664	IN PIT	2:29.384 P	135.31	14.370	13:24:38.556
7 - D2	OUTLAP	59.952	46.444	4:55.788	68.33	2:40.774	13:29:34.345
8 - D2	40.666	51.907	45.124	2:17.698 (2)	146.79	2.684	13:31:52.043
<b>9 - D2</b>	<b>40.631</b>	<b>50.307</b>	<b>44.075</b>	<b>2:15.013 (1)</b>	<b>149.71</b>		<b>13:34:07.057</b>
10 - D2	40.803	50.631	IN PIT	2:23.472 P	140.89	8.458	13:36:30.529
11 - D1	OUTLAP	52.879	47.065	4:58.734	67.66	2:43.720	13:41:29.263
12 - D1	41.460	52.797	47.447	2:21.705	142.64	6.691	13:43:50.969
13 - D1	41.311	52.663	47.655	2:21.629	142.72	6.615	13:46:12.598
14 - D1	41.516	53.049	47.161	2:21.726	142.62	6.713	13:48:34.325

P17 51 GT3AM AMAC Motorsport				Lamborghini Huracan GT3 EVO			
IDEAL LAP TIME : 2:15.329		BEST LAP TIME : 2:15.627		DIFFERENCE : 0.298			
D1: Andrew MACPHERSON		D2: William Ben PORTER					
LAP	SECTOR 1	SECTOR 2	SECTOR 3	LAP TIME	KPH	DIFF	TIME OF DAY
1 - D1	OUTLAP	1:01.586	53.926				13:13:08.404
2 - D1	46.536	58.319	51.120	2:35.975	129.59	20.347	13:15:44.380
3 - D1	45.398	58.716	52.337	2:36.453	129.20	20.825	13:18:20.833
4 - D1	44.562	56.949	51.748	2:33.260	131.89	17.632	13:20:54.094
5 - D1	43.361	56.227	51.927	2:31.516	133.41	15.888	13:23:25.610
6 - D1	42.693	55.052	49.498	2:27.244	137.28	11.616	13:25:52.854
7 - D1	43.274	55.016	IN PIT	2:34.137 P	131.14	18.509	13:28:26.991
8 - D2	OUTLAP	53.979	47.729	3:59.147	84.52	1:43.519	13:32:26.138
9 - D2	42.023	51.529	45.703	2:19.256 (3)	145.15	3.628	13:34:45.395
<b>10 - D2</b>	<b>40.222</b>	<b>50.148</b>	<b>45.256</b>	<b>2:15.627 (1)</b>	<b>149.04</b>		<b>13:37:01.023</b>
11 - D2	40.427	<b>49.850</b>	46.148	2:16.425 (2)	148.16	0.797	13:39:17.449
12 - D2	40.301	49.895	IN PIT	2:19.322 P	145.08	3.694	13:41:36.771
13 - D1	OUTLAP	53.864	47.773	4:00.095	84.19	1:44.468	13:45:36.867
14 - D1	41.991	52.869	48.185	2:23.046	141.31	7.418	13:47:59.913

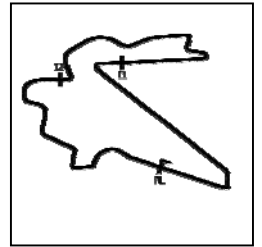
P18 81 GT4AM BMW Team Studie				BMW M4 GT4			
IDEAL LAP TIME : 2:25.395		BEST LAP TIME : 2:25.783		DIFFERENCE : 0.388			
D1: Takayuki KINOSHITA		D2: Sunako JUKUCHOU					
LAP	SECTOR 1	SECTOR 2	SECTOR 3	LAP TIME	KPH	DIFF	TIME OF DAY
1 - D2	OUTLAP	58.854	IN PIT				13:13:23.292
2 - D2	OUTLAP	55.430	48.172	4:12.970	79.90	1:47.186	13:17:36.262
3 - D2	44.205	54.715	48.132	2:27.053 (3)	137.46	1.269	13:20:03.316
<b>4 - D2</b>	<b>43.684</b>	<b>54.240</b>	<b>47.859</b>	<b>2:25.783 (1)</b>	<b>138.65</b>		<b>13:22:29.100</b>
5 - D2	<b>43.443</b>	<b>54.092</b>	48.425	2:25.961 (2)	138.48	0.178	13:24:55.062
6 - D2	43.758	54.244	IN PIT	2:32.528 P	132.52	6.744	13:27:27.590
7 - D1	OUTLAP	59.643	IN PIT	4:48.963 P	69.95	2:23.179	13:32:16.553
8 - D1	OUTLAP	56.123	49.911	4:48.469	70.07	2:22.685	13:37:05.023
9 - D1	44.336	55.756	48.399	2:28.493	136.12	2.709	13:39:33.516
10 - D1	43.922	54.985	48.208	2:27.116	137.40	1.332	13:42:00.633
11 - D1	43.719	54.784	48.579	2:27.084	137.43	1.300	13:44:27.717
12 - D1	44.316	55.399	IN PIT	2:33.200 P	131.94	7.416	13:47:00.918

Weather / Track : Bright / Dry

Korea International Circuit  
Circuit Length = 5.615 km  
Start: 13:10 Flag 13:52 End: 13:52

# Blancpain GT World Challenge Asia

## FREE PRACTICE 1 - SECTOR ANALYSIS



SECTOR 1 = FL to I1, SECTOR 2 = I1 to I2, SECTOR 3 = I2 to FL, DIFF = Difference To Personal Best Lap, P = Crossed Finish Line in Pit Lane, D = Time Disallowed

P19 199 GT4AM Team iRace.Win				Mercedes-AMG GT4			
IDEAL LAP TIME : 2:25.726		BEST LAP TIME : 2:26.406		DIFFERENCE : 0.680			
D1: Keo CHANG		D2: Joe CHI					
LAP	SECTOR 1	SECTOR 2	SECTOR 3	LAP TIME	KPH	DIFF	TIME OF DAY
1 - D1	OUTLAP	56.096	48.867				13:13:34.913
2 - D1	44.888	54.744	47.981	2:27.614 (3)	136.93	1.208	13:16:02.528
3 - D1	44.405	54.763	49.796	2:28.965	135.69	2.559	13:18:31.493
4 - D1	44.765	55.064	<b>47.909</b>	2:27.738	136.82	1.332	13:20:59.232
5 - D1	44.536	55.454	49.267	2:29.258	135.42	2.852	13:23:28.491
6 - D1	43.758	56.302	48.006	2:28.067	136.51	1.660	13:25:56.558
7 - D1	44.096	59.842	49.549	2:33.487	131.69	7.081	13:28:30.046
8 - D1	44.286	54.650	IN PIT	2:38.427 P	127.59	12.021	13:31:08.473
9 - D1	OUTLAP	57.716	IN PIT	4:32.639 P	74.14	2:06.233	13:35:41.113
10 - D2	OUTLAP	56.558	50.538	3:36.440	93.39	1:10.034	13:39:17.553
11 - D2	44.022	54.914	49.296	2:28.233	136.36	1.826	13:41:45.786
12 - D2	43.806	54.548	48.466	2:26.821 (2)	137.67	0.415	13:44:12.608
<b>13 - D2</b>	<b>43.872</b>	<b>54.317</b>	48.216	<b>2:26.406 (1)</b>	<b>138.06</b>		<b>13:46:39.014</b>
14 - D2	<b>43.500</b>	55.521	48.979	2:28.001	136.58	1.594	13:49:07.015

P20 111 GT4AM Team iRace.Win				Mercedes-AMG GT4			
IDEAL LAP TIME : 2:27.063		BEST LAP TIME : 2:27.214		DIFFERENCE : 0.150			
D1: Ringo CHONG		D2: Setiawan SANTOSO					
LAP	SECTOR 1	SECTOR 2	SECTOR 3	LAP TIME	KPH	DIFF	TIME OF DAY
1 - D1	OUTLAP	1:04.777	54.550				13:14:14.221
2 - D1	48.912	1:00.392	53.382	2:42.687	124.25	15.473	13:16:56.909
3 - D1	51.390	1:00.959	53.376	2:45.726	121.97	18.512	13:19:42.635
4 - D1	46.233	58.444	49.833	2:34.511	130.82	7.297	13:22:17.146
5 - D1	44.907	55.439	49.676	2:30.022	134.73	2.808	13:24:47.169
6 - D1	44.143	55.564	49.333	2:29.041 (3)	135.62	1.827	13:27:16.211
<b>7 - D1</b>	<b>43.824</b>	54.754	<b>48.635</b>	<b>2:27.214 (1)</b>	<b>137.31</b>		<b>13:29:43.425</b>
8 - D1	<b>43.682</b>	54.765	50.120	2:28.568 (2)	136.05	1.354	13:32:11.993
9 - D1	44.007	<b>54.745</b>	IN PIT	2:34.331 P	130.97	7.117	13:34:46.325
10 - D2	OUTLAP	59.625	50.906	4:35.088	73.48	2:07.874	13:39:21.413
11 - D2	45.596	56.584	50.034	2:32.216	132.79	5.002	13:41:53.630
12 - D2	44.501	57.130	49.312	2:30.944	133.91	3.730	13:44:24.574
13 - D2	44.231	56.566	49.282	2:30.080	134.68	2.866	13:46:54.654

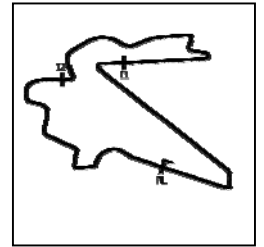
P21 77 GT4AM Craft-Bamboo Racing				Mercedes-AMG GT4			
IDEAL LAP TIME : 2:26.769		BEST LAP TIME : 2:27.645		DIFFERENCE : 0.875			
D1: Frank YU		D2: Richard WEE					
LAP	SECTOR 1	SECTOR 2	SECTOR 3	LAP TIME	KPH	DIFF	TIME OF DAY
1 - D2	OUTLAP	1:02.054	51.663				13:13:18.079
2 - D2	50.685	56.186	49.970	2:36.842	128.88	9.196	13:15:54.921
3 - D2	45.718	55.251	49.682	2:30.652	134.17	3.006	13:18:25.574
4 - D2	44.910	55.317	49.073	2:29.301	135.39	1.655	13:20:54.875
5 - D2	44.547	55.209	51.844	2:31.601	133.33	3.955	13:23:26.477
<b>6 - D2</b>	<b>44.290</b>	<b>54.861</b>	48.494	<b>2:27.645 (1)</b>	<b>136.90</b>		<b>13:25:54.122</b>
7 - D2	43.976	54.976	IN PIT	2:38.884 P	127.22	11.238	13:28:33.007
8 - D2	OUTLAP	1:01.832	52.648	4:39.483	72.32	2:11.838	13:33:12.490
9 - D2	44.959	57.541	50.293	2:32.794	132.29	5.149	13:35:45.285
10 - D2	44.653	56.342	49.115	2:30.112	134.65	2.466	13:38:15.398
11 - D2	44.510	56.380	49.217	2:30.109	134.66	2.463	13:40:45.507
12 - D2	44.042	55.639	48.797	2:28.479 (3)	136.14	0.833	13:43:13.986
13 - D2	44.264	56.093	51.384	2:31.742	133.21	4.096	13:45:45.729
14 - D2	44.116	56.017	<b>48.221</b>	2:28.355 (2)	136.25	0.709	13:48:14.084

Weather / Track : Bright / Dry

Korea International Circuit  
Circuit Length = 5.615 km  
Start: 13:10 Flag 13:52 End: 13:52

# Blancpain GT World Challenge Asia

## FREE PRACTICE 1 - SECTOR ANALYSIS



SECTOR 1 = FL to I1, SECTOR 2 = I1 to I2, SECTOR 3 = I2 to FL, DIFF = Difference To Personal Best Lap, P = Crossed Finish Line in Pit Lane, D = Time Disallowed

<b>P22 11 GT4AM GTO Racing with TTR</b>			<b>Mercedes-AMG GT4</b>				
IDEAL LAP TIME : 2:28.352		BEST LAP TIME : 2:29.730		DIFFERENCE : 1.378			
D1: Brian LEE		D2: Tony FONG					
LAP	SECTOR 1	SECTOR 2	SECTOR 3	LAP TIME	KPH	DIFF	TIME OF DAY
1 - D1	OUTLAP	1:03.799	IN PIT				13:13:39.852
2 - D1	OUTLAP	56.398	51.386	4:06.383	82.04	1:36.652	13:17:46.235
3 - D1	45.430	56.992	50.421	2:32.844	132.25	3.113	13:20:19.080
4 - D1	45.210	57.859	<b>49.629</b>	2:32.700	132.37	2.969	13:22:51.780
5 - D1	44.912	55.573	50.053	2:30.538 (3)	134.27	0.808	13:25:22.318
<b>6 - D1</b>	44.301	54.967	50.462	<b>2:29.730 (1)</b>	<b>135.00</b>		<b>13:27:52.049</b>
7 - D1	45.021	55.353	49.938	2:30.313 (2)	134.47	0.582	13:30:22.362
8 - D1	<b>43.998</b>	<b>54.724</b>	IN PIT	2:36.549 P	129.12	6.819	13:32:58.911
9 - D2	OUTLAP	57.354	52.661	5:24.673	62.25	2:54.943	13:38:23.585
10 - D2	45.627	57.816	51.441	2:34.885	130.50	5.154	13:40:58.470
11 - D2	46.091	56.207	51.526	2:33.824	131.40	4.094	13:43:32.295
12 - D2	49.406	57.084	50.609	2:37.100	128.66	7.369	13:46:09.396

<b>P23 75 GT3PA T2 Motorsports</b>			<b>Ferrari 488 GT3</b>				
IDEAL LAP TIME :		BEST LAP TIME :		DIFFERENCE :			
D1: David TJIPTOBIANTORO		D2: Rio HARYANTO					
LAP	SECTOR 1	SECTOR 2	SECTOR 3	LAP TIME	KPH	DIFF	TIME OF DAY
<b>1 - D1</b>	<b>OUTLAP</b>	<b>1:03.361</b>	<b>IN PIT</b>				<b>13:13:21.395</b>

Weather / Track : Bright / Dry

Results can be found at [www.tsl-timing.com](http://www.tsl-timing.com)

Page 8 of 8

Korea International Circuit  
 Circuit Length = 5.615 km  
 Start: 13:10 Flag 13:52 End: 13:52

Printed - 14:00 Friday, 02 August 2019

# Blancpain GT World Challenge Asia

## FREE PRACTICE 1 - BEST SECTORS

SECTOR 1			SECTOR 2			SECTOR 3			IDEAL / BEST COMPARISON						
POS	NO	NAME	TIME	NO	NAME	TIME	NO	NAME	TIME	POS	NO	NAME	IDEAL	BEST	DIFF
													<b>PERFECT LAP</b>	<b>2:10.153</b>	
1	13	Audi Sport Asia Tea	39.474	888	Triple Eight Race Er	48.481	88	Craft-Bamboo Racir	42.196	1	88	Craft-Bamboo Racing	2:10.457	2:10.820	0.362
2	910	JRM	39.475	97	Solite Indigo Racing	48.607	97	Solite Indigo Racing	42.323	2	97	Solite Indigo Racing	2:10.601	2:10.963	0.361
3	918	Panther/AAS Motors	39.503	27	HubAuto Corsa	48.621	12	Audi Sport Asia Tea	42.395	3	13	Audi Sport Asia Team	2:10.732	2:11.251	0.519
4	27	HubAuto Corsa	39.578	88	Craft-Bamboo Racir	48.629	13	Audi Sport Asia Tea	42.539	4	888	Triple Eight Race Eng	2:10.793	2:11.396	0.602
5	88	Craft-Bamboo Racir	39.631	13	Audi Sport Asia Tea	48.718	888	Triple Eight Race Er	42.675	5	12	Audi Sport Asia Team	2:10.853	2:11.023	0.169
6	888	Triple Eight Race Er	39.637	910	JRM	48.804	910	JRM	42.701	6	910	JRM	2:10.981	2:11.315	0.333
7	12	Audi Sport Asia Tea	39.646	12	Audi Sport Asia Tea	48.811	99	Craft-Bamboo Racir	42.810	7	27	HubAuto Corsa	2:11.019	2:11.155	0.136
8	97	Solite Indigo Racing	39.670	918	Panther/AAS Motors	48.966	27	HubAuto Corsa	42.818	8	99	Craft-Bamboo Racing	2:11.539	2:11.570	0.030
9	911	Absolute Racing	39.680	61	ABSSA Motorsport	49.025	912	Absolute Racing	42.928	9	918	Panther/AAS Motors	2:11.558	2:11.885	0.326
10	99	Craft-Bamboo Racir	39.691	911	Absolute Racing	49.035	918	Panther/AAS Motors	43.088	10	911	Absolute Racing	2:12.077	2:12.528	0.451
11	666	Vincenzo Sospiri Ra	39.726	99	Craft-Bamboo Racir	49.037	61	ABSSA Motorsport	43.256	11	61	ABSSA Motorsport	2:12.117	2:12.117	0.000
12	999	Audi Sport Asia Tea	39.785	55	Craft-Bamboo Racir	49.296	55	Craft-Bamboo Racir	43.282	12	912	Absolute Racing	2:12.340	2:12.430	0.090
13	61	ABSSA Motorsport	39.835	912	Absolute Racing	49.556	999	Audi Sport Asia Tea	43.332	13	55	Craft-Bamboo Racing	2:12.639	2:13.043	0.403
14	912	Absolute Racing	39.855	999	Audi Sport Asia Tea	49.635	911	Absolute Racing	43.361	14	999	Audi Sport Asia Team	2:12.753	2:13.108	0.354
15	55	Craft-Bamboo Racir	40.060	666	Vincenzo Sospiri Ra	49.678	666	Vincenzo Sospiri Ra	43.738	15	666	Vincenzo Sospiri Raci	2:13.143	2:13.513	0.370
16	51	AMAC Motorsport	40.222	51	AMAC Motorsport	49.850	128	Vattana Motorsport	44.075	16	128	Vattana Motorsport	2:15.013	2:15.013	0.000
17	128	Vattana Motorsport	40.631	128	Vattana Motorsport	50.307	51	AMAC Motorsport	45.256	17	51	AMAC Motorsport	2:15.329	2:15.627	0.298
18	81	BMW Team Studie	43.443	81	BMW Team Studie	54.092	81	BMW Team Studie	47.859	18	81	BMW Team Studie	2:25.395	2:25.783	0.388
19	199	Team iRace.Win	43.500	199	Team iRace.Win	54.317	199	Team iRace.Win	47.909	19	199	Team iRace.Win	2:25.726	2:26.406	0.680
20	111	Team iRace.Win	43.682	11	GTO Racing with TT	54.724	77	Craft-Bamboo Racir	48.221	20	77	Craft-Bamboo Racing	2:26.769	2:27.645	0.875
21	77	Craft-Bamboo Racir	43.687	111	Team iRace.Win	54.745	111	Team iRace.Win	48.635	21	111	Team iRace.Win	2:27.063	2:27.214	0.150
22	11	GTO Racing with TT	43.998	77	Craft-Bamboo Racir	54.861	11	GTO Racing with TT	49.629	22	11	GTO Racing with TTR	2:28.352	2:29.730	1.378
23				75	T2 Motorsports	1:03.361				23	75	T2 Motorsports			

Weather / Track : Bright / Dry

Korea International Circuit  
Circuit Length = 5.615 km  
Start: 13:10 Flag 13:52 End: 13:52

Results can be found at [www.tsl-timing.com](http://www.tsl-timing.com)

Printed - 14:03 Friday, 02 August 2019

# Blancpain GT World Challenge Asia

## FREE PRACTICE 1 - DRIVER STATISTICS

POS	NO	CL	PIC	TEAM / DRIVERS	CAR	LAPS	RACE TIME	%	BEST	ON	KPH
1	88	GT3PA	1	Craft-Bamboo Racing (HKG) Jeffrey LEE (TPE) Maxi GOETZ (DEU)	Mercedes-AMG GT3	12	<b>36:59.237</b>				
						3	12:44.760	34.46	2:21.575	12	142.77
						8	22:35.599	61.08	2:10.820	8	154.51
2	97	GT3S	1	Solite Indigo Racing (KOR) Roelof BRUINS (KOR) Manuel METZGER (DEU)	Mercedes-AMG GT3	16	<b>38:54.018</b>				
						10	26:18.638	67.64	2:10.963	10	154.34
						5	13:41.907	35.21	2:11.800	16	153.36
3	12	GT3S	2	Audi Sport Asia Team Absolute Racing Weiron TAN (MYS) Martin RUMP (EST)	Audi R8 LMS GT3 2019	15	<b>37:19.322</b>				
						5	15:35.957	41.80	2:13.199	8	151.75
						9	26:07.058	69.98	2:11.023	14	154.27
4	27	GT3S	3	HubAuto Corsa (TPE) Marcos GOMES (BRA) Yuya SAKAMOTO (JPN)	Ferrari 488 GT3	15	<b>37:57.098</b>				
						9	20:46.738	54.75	2:11.155	14	154.12
						5	17:10.360	45.25	2:12.642	4	152.39
5	13	GT3PA	2	Audi Sport Asia Team Absolute Racing Jingzu SUN (CHN) Congfu CHENG (CHN)	Audi R8 LMS GT3 2019	15	<b>37:33.792</b>				
						8	23:02.151	61.33	2:18.089	8	146.38
						6	16:07.510	42.93	2:11.251	13	154.00
6	910	GT3PA	3	JRM (CHN) LIU (CHN) Chris VAN DER DRIFT (NZL)	Porsche 911 GT3 R	15	<b>37:23.814</b>				
						8	20:41.008	55.31	2:12.680	15	152.35
						6	19:03.852	50.98	2:11.315	6	153.93
7	888	GT3PA	4	Triple Eight Race Engineering Australia HH Prince Abdul Rahman IBRAHIM (MYS) Shane van GISBERGEN (NZL)	Mercedes-AMG GT3	14	<b>36:53.437</b>				
						4	11:46.656	31.93	2:18.455	13	145.99
						9	24:27.019	66.28	2:11.396	9	153.83
8	99	GT3S	4	Craft-Bamboo Racing (HKG) Christina NIELSEN (DNK) Darryl O'YOUNG (HKG)	Mercedes-AMG GT3	15	<b>37:40.661</b>				
						6	16:26.908	43.66	2:16.604	15	147.97
						8	22:05.421	58.63	2:11.570	8	153.63
9	918	GT3PA	5	Panther/AAS Motorsport (CHN) Vutthikom INTHRAPHUVASAK (THA) Alexandre IMPERATORI (CHE)	Porsche 911 GT3 R	15	<b>38:22.303</b>				
						7	18:26.405	48.06	2:12.204	15	152.89
						7	22:41.470	59.14	2:11.885	7	153.26
10	61	GT3PA	6	ABSSA Motorsport (JPN) Piti BHIROMBHAKDI (THA) Keita SAWA (JPN)	McLaren 720S GT3	15	<b>38:21.631</b>				
						6	16:24.633	42.78	2:13.556	14	151.35
						8	22:47.820	59.43	2:12.117	5	152.99
11	912	GT3S	5	Absolute Racing (CHN) Yuan BO (CHN) Leo Ye HONGLI (CHN)	Porsche 911 GT3 R	15	<b>38:13.840</b>				
						5	14:19.899	37.49	2:14.514	14	150.27
						9	25:00.221	65.40	2:12.430	7	152.63
12	911	GT3S	6	Absolute Racing (CHN) Tanart SATHIENTHIRAKUL (THA) Philip HAMPRECHT (DEU)	Porsche 911 GT3 R	15	<b>37:42.107</b>				
						8	22:25.711	59.49	2:12.528	8	152.52
						6	15:56.934	42.30	2:12.671	13	152.36
13	55	GT3PA	7	Craft-Bamboo Racing (HKG) Daniel AU (SGP) Melvin MOH (MYS)	Mercedes-AMG GT3	14	<b>38:03.748</b>				
						4	14:08.281	37.14	2:38.061	14	127.88
						9	24:59.657	65.67	2:13.043	5	151.93
14	999	GT3S	7	Audi Sport Asia Team TSRT (CHN) Wejian CHEN (CHN) Rahel FREY (CHE)	Audi R8 LMS GT3 2019	13	<b>34:23.175</b>				
						8	23:40.004	68.83	2:13.108	8	151.86
						4	9:12.896	26.80	2:14.347	12	150.46
15	666	GT3PA	8	Vincenzo Sospiri Racing (ITA) Alex AU (HKG) Frederik SCHANDORFF (DNK)	Lamborghini Huracán GT3 EVO	12	<b>34:41.586</b>				
						10	26:32.010	76.48	2:13.513	7	151.40
						1	4:48.271	13.85		0	
16	128	GT3AM	1	Vattana Motorsport (THA) Chonsawat ASAVAHAME (THA) Akihiro ASAI (JPN)	Lamborghini Huracan GT3 EVO	14	<b>37:27.682</b>				
						4	12:16.980	32.79	2:21.629	13	142.72
						9	25:32.665	68.19	2:15.013	9	149.71
17	51	GT3AM	2	AMAC Motorsport (AUS) Andrew MACPHERSON (AUS) William Ben PORTER (AUS)	Lamborghini Huracan GT3 EVO	14	<b>37:37.910</b>				
						8	26:53.948	71.48	2:23.046	14	141.31
						5	13:14.163	35.17	2:15.627	10	149.04
18	81	GT4AM	1	BMW Team Studie (JPN) Takayuki KINOSHITA (JPN) Sunako JUKUCHOU (JPN)	BMW M4 GT4	12	<b>36:22.666</b>				
						6	18:15.689	50.20	2:27.084	11	137.43
						5	16:50.369	46.29	2:25.783	4	138.65
19	199	GT4AM	2	Team iRace.Win (TPE) Keo CHANG (TPE) Joe CHI (TPE)	Mercedes-AMG GT4	14	<b>38:13.049</b>				
						8	24:06.937	63.10	2:27.614	2	136.93
						5	15:03.630	39.41	2:26.406	13	138.06

Korea International Circuit

Circuit Length = 5.615 km

Start: 13:10 Flag 13:52 End: 13:52

Weather / Track : Bright / Dry

## Blancpain GT World Challenge Asia

### FREE PRACTICE 1 - DRIVER STATISTICS

POS	NO	CL	PIC	TEAM / DRIVERS	CAR	LAPS	RACE TIME	%	BEST	ON	KPH
20	111	GT4AM	3	Team iRace.Win (TPE) Ringo CHONG (SGP) Setiawan SANTOSO (IDN)	Mercedes-AMG GT4	13	<b>35:37.776</b>				
						8	25:26.256	71.39	2:27.214	7	137.31
						4	13:21.886	37.51	2:30.080	13	134.68
21	77	GT4AM	4	Craft-Bamboo Racing (HKG) Frank YU (HKG) Richard WEE (SGP)	Mercedes-AMG GT4	14	<b>37:43.818</b>				
						0	0.000	0.00			0
						13	38:31.114	100.00	2:27.645	6	136.90
22	11	GT4AM	5	GTO Racing with TTR (JPN) Brian LEE (TPE) Tony FONG (HKG)	Mercedes-AMG GT4	12	<b>35:23.466</b>				
						7	23:25.579	66.19	2:29.730	6	135.00
						4	10:24.248	29.40	2:33.824	11	131.40
23	75	GT3PA	9	T2 Motorsports (SGP) David TJIPTOBIANTORO (IDN) Rio HARYANTO (IDN)	Ferrari 488 GT3	1	<b>2:52.926</b>				
						0	2:52.926	100.00			0
						0	0.000	0.00			0

Weather / Track : Bright / Dry

Korea International Circuit  
Circuit Length = 5.615 km  
Start: 13:10 Flag 13:52 End: 13:52



# Blancpain GT World Challenge Asia

## FREE PRACTICE 1 - PIT STOP ANALYSIS

STOP	IN TIME	DRIVER IN	STINT TIME	STOP TIME	TOTAL STOP TIME	OUT TIME	DRIVER OUT
1 -	13:23:37.940	Maxi GOETZ	13:28.991	6:58.296	6:58.296	13:30:36.236	Maxi GOETZ
2 -	13:37:19.269	Maxi GOETZ	6:43.033	2:23.575	9:21.871	13:39:42.844	Jeffrey LEE
-	Finish	Jeffrey LEE	15:02.998				

STOP	IN TIME	DRIVER IN	STINT TIME	STOP TIME	TOTAL STOP TIME	OUT TIME	DRIVER OUT
1 -	13:19:03.042	Roelof BRUINS	8:57.008	1:32.475	1:32.475	13:20:35.517	Roelof BRUINS
2 -	13:36:06.976	Roelof BRUINS	15:31.458	1:50.171	3:22.646	13:37:57.148	Manuel METZGER
-	Finish	Manuel METZGER	13:41.907				

STOP	IN TIME	DRIVER IN	STINT TIME	STOP TIME	TOTAL STOP TIME	OUT TIME	DRIVER OUT
1 -	13:19:25.379	Martin RUMP	9:18.061	1:44.014	1:44.014	13:21:09.393	Weiron TAN
2 -	13:32:23.549	Weiron TAN	11:14.156	1:43.173	3:27.187	13:34:06.722	Martin RUMP
3 -	13:47:26.639	Martin RUMP	13:19.917	1:45.065	5:12.252	13:49:11.705	Weiron TAN

STOP	IN TIME	DRIVER IN	STINT TIME	STOP TIME	TOTAL STOP TIME	OUT TIME	DRIVER OUT
1 -	13:23:51.516	Yuya SAKAMOTO	13:39.694	3:30.665	3:30.665	13:27:22.181	Marcos GOMES
2 -	13:48:08.920	Marcos GOMES					

STOP	IN TIME	DRIVER IN	STINT TIME	STOP TIME	TOTAL STOP TIME	OUT TIME	DRIVER OUT
1 -	13:22:38.624	Jingzu SUN	12:03.745	56.028	56.028	13:23:34.652	Jingzu SUN
2 -	13:32:59.408	Jingzu SUN	9:24.756	1:33.650	2:29.678	13:34:33.059	Congfu CHENG
-	Finish	Congfu CHENG	16:07.510				

STOP	IN TIME	DRIVER IN	STINT TIME	STOP TIME	TOTAL STOP TIME	OUT TIME	DRIVER OUT
1 -	13:26:02.071	Chris VAN DER DRIFT	15:36.295	3:27.557	3:27.557	13:29:29.629	LIU
-	Finish	LIU	20:41.008				

STOP	IN TIME	DRIVER IN	STINT TIME	STOP TIME	TOTAL STOP TIME	OUT TIME	DRIVER OUT
1 -	13:22:14.939	Shane van GISBERGEN	11:43.027	3:05.353	3:05.353	13:25:20.292	Shane van GISBERGEN
2 -	13:36:31.951	Shane van GISBERGEN	11:11.658	1:32.333	4:37.687	13:38:04.284	HH Prince Abdul Rahman IBRAHIM
-	Finish	HH Prince Abdul Rahman IBRAHIM	11:46.656				

STOP	IN TIME	DRIVER IN	STINT TIME	STOP TIME	TOTAL STOP TIME	OUT TIME	DRIVER OUT
1 -	13:19:32.600	Darryl O'YOUNG	9:18.740	1:32.939	1:32.939	13:21:05.539	Darryl O'YOUNG
2 -	13:32:17.959	Darryl O'YOUNG	11:12.419	1:34.261	3:07.201	13:33:52.220	Christina NIELSEN
-	Finish	Christina NIELSEN	16:26.908				

Weather / Track : Bright / Dry

Korea International Circuit  
Circuit Length = 5.615 km  
Start: 13:10 Flag 13:52 End: 13:52

# Blancpain GT World Challenge Asia

## FREE PRACTICE 1 - PIT STOP ANALYSIS

<b>P9 918 GT3PA Panther/AAS Motorsport</b>				<b>Porsche 911 GT3 R</b>			
D1: Vutthikorn INTHRAPHUVASAK		Total Stint: 7 Laps - 18:26.405 (48.06%)		Best Lap: 2:12.204 On Lap 15 @ 152.89 kph			
D2: Alexandre IMPERATORI		Total Stint: 7 Laps - 22:41.470 (59.14%)		Best Lap: 2:11.885 On Lap 7 @ 153.26 kph			
STOP	IN TIME	DRIVER IN	STINT TIME	STOP TIME	TOTAL STOP TIME	OUT TIME	DRIVER OUT
1 -	13:28:28.082	Alexandre IMPERATORI	18:07.774	4:33.695	4:33.695	13:33:01.778	Vutthikorn INTHRAPHUVASAK
-	Finish	Vutthikorn INTHRAPHU	18:26.405				
<b>P10 61 GT3PA ABSSA Motorsport</b>				<b>McLaren 720S GT3</b>			
D1: Piti BHIROMBHAKDI		Total Stint: 6 Laps - 16:24.633 (42.78%)		Best Lap: 2:13.556 On Lap 14 @ 151.35 kph			
D2: Keita SAWA		Total Stint: 8 Laps - 22:47.820 (59.43%)		Best Lap: 2:12.117 On Lap 5 @ 152.99 kph			
STOP	IN TIME	DRIVER IN	STINT TIME	STOP TIME	TOTAL STOP TIME	OUT TIME	DRIVER OUT
1 -	13:13:02.496	Keita SAWA	2:38.863	1:54.377	1:54.377	13:14:56.873	Keita SAWA
2 -	13:33:02.580	Keita SAWA	18:05.707	2:03.250	3:57.627	13:35:05.830	Piti BHIROMBHAKDI
-	Finish	Piti BHIROMBHAKDI	16:24.633				
<b>P11 912 GT3S Absolute Racing</b>				<b>Porsche 911 GT3 R</b>			
D1: Yuan BO		Total Stint: 5 Laps - 14:19.899 (37.49%)		Best Lap: 2:14.514 On Lap 14 @ 150.27 kph			
D2: Leo Ye HONGLI		Total Stint: 9 Laps - 25:00.221 (65.4%)		Best Lap: 2:12.430 On Lap 7 @ 152.63 kph			
STOP	IN TIME	DRIVER IN	STINT TIME	STOP TIME	TOTAL STOP TIME	OUT TIME	DRIVER OUT
1 -	13:32:52.222	Leo Ye HONGLI	22:35.226	2:24.994	2:24.994	13:35:17.217	Yuan BO
2 -	13:40:11.996	Yuan BO	4:54.779	1:31.277	3:56.272	13:41:43.274	Yuan BO
-	Finish	Yuan BO	9:25.120				
<b>P12 911 GT3S Absolute Racing</b>				<b>Porsche 911 GT3 R</b>			
D1: Tanart SATHIENTHIRAKUL		Total Stint: 8 Laps - 22:25.711 (59.49%)		Best Lap: 2:12.528 On Lap 8 @ 152.52 kph			
D2: Philip HAMPRECHT		Total Stint: 6 Laps - 15:56.934 (42.3%)		Best Lap: 2:12.671 On Lap 13 @ 152.36 kph			
STOP	IN TIME	DRIVER IN	STINT TIME	STOP TIME	TOTAL STOP TIME	OUT TIME	DRIVER OUT
1 -	13:12:46.622	Tanart SATHIENTHIRAKI	2:31.423	51.042	51.042	13:13:37.664	Tanart SATHIENTHIRAKUL
2 -	13:31:41.203	Tanart SATHIENTHIRAKI	18:03.539	1:50.747	2:41.789	13:33:31.951	Philip HAMPRECHT
3 -	13:35:58.106	Philip HAMPRECHT	2:26.155	51.466	3:33.256	13:36:49.572	Philip HAMPRECHT
-	Finish	Philip HAMPRECHT	13:30.779				
<b>P13 55 GT3PA Craft-Bamboo Racing</b>				<b>Mercedes-AMG GT3</b>			
D1: Daniel AU		Total Stint: 4 Laps - 14:08.281 (37.14%)		Best Lap: 2:38.061 On Lap 14 @ 127.88 kph			
D2: Melvin MOH		Total Stint: 9 Laps - 24:59.657 (65.67%)		Best Lap: 2:13.043 On Lap 5 @ 151.93 kph			
STOP	IN TIME	DRIVER IN	STINT TIME	STOP TIME	TOTAL STOP TIME	OUT TIME	DRIVER OUT
1 -	13:24:10.806	Melvin MOH	13:46.102	1:54.270	1:54.270	13:26:05.077	Melvin MOH
2 -	13:35:06.339	Melvin MOH	9:01.262	2:12.292	4:06.563	13:37:18.632	Daniel AU
-	Finish	Daniel AU	14:08.281				
<b>P14 999 GT3S Audi Sport Asia Team TSRT</b>				<b>Audi R8 LMS GT3 2019</b>			
D1: Weian CHEN		Total Stint: 8 Laps - 23:40.004 (68.83%)		Best Lap: 2:13.108 On Lap 8 @ 151.86 kph			
D2: Rahel FREY		Total Stint: 4 Laps - 9:12.896 (26.8%)		Best Lap: 2:14.347 On Lap 12 @ 150.46 kph			
STOP	IN TIME	DRIVER IN	STINT TIME	STOP TIME	TOTAL STOP TIME	OUT TIME	DRIVER OUT
1 -	13:24:24.809	Weian CHEN	13:58.096	1:30.274	1:30.274	13:25:55.084	Weian CHEN
2 -	13:32:36.117	Weian CHEN	6:41.032	3:00.876	4:31.150	13:35:36.993	Rahel FREY
3 -	13:44:49.889	Rahel FREY					
<b>P15 666 GT3PA Vincenzo Sospiri Racing</b>				<b>Lamborghini Huracán GT3 EVO</b>			
D1: Alex AU		Total Stint: 10 Laps - 26:32.010 (76.48%)		Best Lap: 2:13.513 On Lap 7 @ 151.40 kph			
D2: Frederik SCHANDORFF		Total Stint: 1 Laps - 4:48.271 (13.85%)					
STOP	IN TIME	DRIVER IN	STINT TIME	STOP TIME	TOTAL STOP TIME	OUT TIME	DRIVER OUT
1 -	13:32:09.511	Alex AU	18:27.856	5:56.486	5:56.486	13:38:05.997	Alex AU
2 -	13:44:56.212	Alex AU	6:50.215	1:13.938	7:10.424	13:46:10.151	Frederik SCHANDORFF
-	Finish	Frederik SCHANDORFF	4:48.271				
<b>P16 128 GT3AM Vattana Motorsport</b>				<b>Lamborghini Huracan GT3 EVO</b>			
D1: Chonsawat ASAVAHAAME		Total Stint: 4 Laps - 12:16.980 (32.79%)		Best Lap: 2:21.629 On Lap 13 @ 142.72 kph			
D2: Akihiro ASAI		Total Stint: 9 Laps - 25:32.665 (68.19%)		Best Lap: 2:15.013 On Lap 9 @ 149.71 kph			
STOP	IN TIME	DRIVER IN	STINT TIME	STOP TIME	TOTAL STOP TIME	OUT TIME	DRIVER OUT
1 -	13:24:38.556	Akihiro ASAI	13:31.913	2:27.169	2:27.169	13:27:05.725	Akihiro ASAI

Weather / Track : Bright / Dry

Results can be found at [www.tsl-timing.com](http://www.tsl-timing.com)

Page 2 of 3

Korea International Circuit  
Circuit Length = 5.615 km  
Start: 13:10 Flag 13:52 End: 13:52

Printed - 14:04 Friday, 02 August 2019

# Blancpain GT World Challenge Asia

## FREE PRACTICE 1 - PIT STOP ANALYSIS

2- 13:36:30.529 Akihiro ASAI 9:24.803 2:35.948 5:03.118 13:39:06.477 Chonsawat ASAVAHAME  
 - Finish Chonsawat ASAVAHAM 12:16.980

<b>P17</b>	<b>51 GT3AM</b>	<b>AMAC Motorsport</b>	<b>Lamborghini Huracan GT3 EVO</b>				
D1: Andrew MACPHERSON	Total Stint: 8 Laps - 26:53.948 (71.48%)		Best Lap: 2:23.046 On Lap 14 @ 141.31 kph				
D2: William Ben PORTER	Total Stint: 5 Laps - 13:14.163 (35.17%)		Best Lap: 2:15.627 On Lap 10 @ 149.04 kph				
STOP	IN TIME	DRIVER IN	STINT TIME	STOP TIME	TOTAL STOP TIME	OUT TIME	DRIVER OUT
1 -	13:28:26.991	Andrew MACPHERSON	18:04.988	1:32.280	1:32.280	13:29:59.272	William Ben PORTER
2 -	13:41:36.771	William Ben PORTER	11:37.499	1:36.664	3:08.944	13:43:13.435	Andrew MACPHERSON
-	Finish	Andrew MACPHERSON	7:16.680				

<b>P18</b>	<b>81 GT4AM</b>	<b>BMW Team Studie</b>	<b>BMW M4 GT4</b>				
D1: Takayuki KINOSHITA	Total Stint: 6 Laps - 18:15.689 (50.2%)		Best Lap: 2:27.084 On Lap 11 @ 137.43 kph				
D2: Sunako JUKUCHOU	Total Stint: 5 Laps - 16:50.369 (46.29%)		Best Lap: 2:25.783 On Lap 4 @ 138.65 kph				
STOP	IN TIME	DRIVER IN	STINT TIME	STOP TIME	TOTAL STOP TIME	OUT TIME	DRIVER OUT
1 -	13:13:23.292	Sunako JUKUCHOU	2:45.040	1:45.218	1:45.218	13:15:08.510	Sunako JUKUCHOU
2 -	13:27:27.590	Sunako JUKUCHOU	12:19.080	1:46.248	3:31.466	13:29:13.839	Takayuki KINOSHITA
3 -	13:32:16.553	Takayuki KINOSHITA	3:02.714	2:19.047	5:50.514	13:34:35.601	Takayuki KINOSHITA
4 -	13:47:00.918	Takayuki KINOSHITA	12:25.317	1:45.931	7:36.445	13:48:46.849	Takayuki KINOSHITA

<b>P19</b>	<b>199 GT4AM</b>	<b>Team iRace.Win</b>	<b>Mercedes-AMG GT4</b>				
D1: Keo CHANG	Total Stint: 8 Laps - 24:06.937 (63.1%)		Best Lap: 2:27.614 On Lap 2 @ 136.93 kph				
D2: Joe CHI	Total Stint: 5 Laps - 15:03.630 (39.41%)		Best Lap: 2:26.406 On Lap 13 @ 138.06 kph				
STOP	IN TIME	DRIVER IN	STINT TIME	STOP TIME	TOTAL STOP TIME	OUT TIME	DRIVER OUT
1 -	13:31:08.473	Keo CHANG	20:14.507	1:44.135	1:44.135	13:32:52.608	Keo CHANG
2 -	13:35:41.113	Keo CHANG	2:48.504	1:03.926	2:48.061	13:36:45.039	Joe CHI
-	Finish	Joe CHI	15:03.630				

<b>P20</b>	<b>111 GT4AM</b>	<b>Team iRace.Win</b>	<b>Mercedes-AMG GT4</b>				
D1: Ringo CHONG	Total Stint: 8 Laps - 25:26.256 (71.39%)		Best Lap: 2:27.214 On Lap 7 @ 137.31 kph				
D2: Setiawan SANTOSO	Total Stint: 4 Laps - 13:21.886 (37.51%)		Best Lap: 2:30.080 On Lap 13 @ 134.68 kph				
STOP	IN TIME	DRIVER IN	STINT TIME	STOP TIME	TOTAL STOP TIME	OUT TIME	DRIVER OUT
1 -	13:34:46.325	Ringo CHONG	23:29.447	1:56.809	1:56.809	13:36:43.134	Setiawan SANTOSO
-	Finish	Setiawan SANTOSO	13:21.886				

<b>P21</b>	<b>77 GT4AM</b>	<b>Craft-Bamboo Racing</b>	<b>Mercedes-AMG GT4</b>				
D1: Frank YU	Total Stint: 0 Laps		Best Lap: 2:27.645 On Lap 6 @ 136.90 kph				
D2: Richard WEE	Total Stint: 13 Laps - 38:31.114 (100%)						
STOP	IN TIME	DRIVER IN	STINT TIME	STOP TIME	TOTAL STOP TIME	OUT TIME	DRIVER OUT
1 -	13:28:33.007	Richard WEE	18:02.741	1:55.188	1:55.188	13:30:28.195	Richard WEE
-	Finish	Richard WEE	20:28.372				

<b>P22</b>	<b>11 GT4AM</b>	<b>GTO Racing with TTR</b>	<b>Mercedes-AMG GT4</b>				
D1: Brian LEE	Total Stint: 7 Laps - 23:25.579 (66.19%)		Best Lap: 2:29.730 On Lap 6 @ 135.00 kph				
D2: Tony FONG	Total Stint: 4 Laps - 10:24.248 (29.4%)		Best Lap: 2:33.824 On Lap 11 @ 131.40 kph				
STOP	IN TIME	DRIVER IN	STINT TIME	STOP TIME	TOTAL STOP TIME	OUT TIME	DRIVER OUT
1 -	13:13:39.852	Brian LEE	2:53.923	1:33.638	1:33.638	13:15:13.490	Brian LEE
2 -	13:32:58.911	Brian LEE	17:45.421	2:46.235	4:19.873	13:35:45.147	Tony FONG
-	Finish	Tony FONG	10:24.248				

<b>P23</b>	<b>75 GT3PA</b>	<b>T2 Motorsports</b>	<b>Ferrari 488 GT3</b>				
D1: David TJIPTOBIANTORO	Total Stint: 0 Laps - 2:52.926 (100%)						
D2: Rio HARYANTO	Total Stint: 0 Laps						
STOP	IN TIME	DRIVER IN	STINT TIME	STOP TIME	TOTAL STOP TIME	OUT TIME	DRIVER OUT
1 -	13:13:21.395	David TJIPTOBIANTORC					

# Blancpain GT World Challenge Asia

## FREE PRACTICE 1 - STATISTICS

**Competitors Started** 23  
**Planned Start** 2019-08-02 @ 13:10:00.000  
**Actual Start** 2019-08-02 @ 13:10:01.282  
**Finish Time** 2019-08-02 @ 13:52:27.606  
**Track Length** 5.615km  
**Total Laps** 310  
**Total Distance Covered** 1740.650km

### Session Fastest Lap History

NO	CL	NAME	LAP TIME	TIME OF DAY	LAP	VEHICLE
97	GT3S	<b>Solite Indigo Racing</b> <i>R. BRUINS</i>	<b>2:13.386</b>	13:14:33.791	2	Mercedes-AMG GT3
97	GT3S	<b>Solite Indigo Racing</b> <i>R. BRUINS</i>	<b>2:13.007</b>	13:16:46.799	3	Mercedes-AMG GT3
88	GT3PA	<b>Craft-Bamboo Racing</b> <i>M. GOETZ</i>	<b>2:12.476</b>	13:16:58.947	3	Mercedes-AMG GT3
910	GT3PA	<b>JRM</b> <i>C. VAN DER DRIFT</i>	<b>2:11.760</b>	13:17:12.634	3	Porsche 911 GT3 R
88	GT3PA	<b>Craft-Bamboo Racing</b> <i>M. GOETZ</i>	<b>2:11.273</b>	13:21:22.146	5	Mercedes-AMG GT3
97	GT3S	<b>Solite Indigo Racing</b> <i>R. BRUINS</i>	<b>2:10.963</b>	13:33:51.230	10	Mercedes-AMG GT3
88	GT3PA	<b>Craft-Bamboo Racing</b> <i>M. GOETZ</i>	<b>2:10.820</b>	13:35:04.157	8	Mercedes-AMG GT3

### Flag History

TYPE	TIME OF DAY
GREEN	13:10:01.282
RED	13:49:23.507
FINISH	13:52:27.606

### Flag Statistics

TYPE	COUNT	TOTAL LAPS	TOTAL TIME
Green	1	16	39:22.225
Red	1	0	3:04.099
Safety Car	0	0	0.000
FCY	0	0	0.000

Weather / Track : Bright / Dry

These results are provisional until the conclusion of any judicial and technical matters.

Korea International Circuit

Circuit Length = 5.615 km

Start: 13:10 Flag 13:52 End: 13:52

Race Director : Ravin	Stewards :	Timekeeper :
-----------------------	------------	--------------

# Blancpain GT World Challenge Asia

## FREE PRACTICE 1 - STATISTICS

CLASS : GT3S

7 Starters

### Fastest Lap History

NO	NAME	LAP TIME	TIME OF DAY	LAP	VEHICLE
97	<b>Solite Indigo Racing</b> <i>R. BRUINS</i>	<b>2:13.386</b>	13:14:33.791	2	Mercedes-AMG GT3
97	<b>Solite Indigo Racing</b> <i>R. BRUINS</i>	<b>2:13.007</b>	13:16:46.799	3	Mercedes-AMG GT3
27	<b>HubAuto Corsa</b> <i>Y. SAKAMOTO</i>	<b>2:12.642</b>	13:19:18.666	4	Ferrari 488 GT3
97	<b>Solite Indigo Racing</b> <i>R. BRUINS</i>	<b>2:12.052</b>	13:24:57.820	6	Mercedes-AMG GT3
99	<b>Craft-Bamboo Racing</b> <i>D. O'YOUNG</i>	<b>2:11.570</b>	13:29:59.524	8	Mercedes-AMG GT3
97	<b>Solite Indigo Racing</b> <i>R. BRUINS</i>	<b>2:10.963</b>	13:33:51.230	10	Mercedes-AMG GT3

Weather / Track : Bright / Dry

These results are provisional until the conclusion of any judicial and technical matters.

Korea International Circuit

Circuit Length = 5.615 km

Start: 13:10 Flag 13:52 End: 13:52

Race Director : Ravin	Stewards :	Timekeeper :
-----------------------	------------	--------------

# Blancpain GT World Challenge Asia

## FREE PRACTICE 1 - STATISTICS

CLASS : GT3PA

9 Starters

### Fastest Lap History

NO	NAME	LAP TIME	TIME OF DAY	LAP	VEHICLE
88	<b>Craft-Bamboo Racing</b> <i>M. GOETZ</i>	<b>2:14.809</b>	13:14:46.471	2	Mercedes-AMG GT3
910	<b>JRM</b> <i>C. VAN DER DRIFT</i>	<b>2:13.889</b>	13:15:00.873	2	Porsche 911 GT3 R
88	<b>Craft-Bamboo Racing</b> <i>M. GOETZ</i>	<b>2:12.476</b>	13:16:58.947	3	Mercedes-AMG GT3
910	<b>JRM</b> <i>C. VAN DER DRIFT</i>	<b>2:11.760</b>	13:17:12.634	3	Porsche 911 GT3 R
88	<b>Craft-Bamboo Racing</b> <i>M. GOETZ</i>	<b>2:11.273</b>	13:21:22.146	5	Mercedes-AMG GT3
88	<b>Craft-Bamboo Racing</b> <i>M. GOETZ</i>	<b>2:10.820</b>	13:35:04.157	8	Mercedes-AMG GT3

Weather / Track : Bright / Dry

These results are provisional until the conclusion of any judicial and technical matters.

Korea International Circuit

Circuit Length = 5.615 km

Start: 13:10 Flag 13:52 End: 13:52

Race Director : Ravin

Stewards :

Timekeeper :

# Blancpain GT World Challenge Asia

## FREE PRACTICE 1 - STATISTICS

CLASS : GT3AM

2 Starters

### Fastest Lap History

NO	NAME	LAP TIME	TIME OF DAY	LAP	VEHICLE
128	<b>Vattana Motorsport</b> <i>A. ASAI</i>	<b>2:24.058</b>	13:15:10.593	2	Lamborghini Huracan GT3 EVO
128	<b>Vattana Motorsport</b> <i>A. ASAI</i>	<b>2:20.238</b>	13:17:30.832	3	Lamborghini Huracan GT3 EVO
128	<b>Vattana Motorsport</b> <i>A. ASAI</i>	<b>2:18.398</b>	13:19:49.230	4	Lamborghini Huracan GT3 EVO
128	<b>Vattana Motorsport</b> <i>A. ASAI</i>	<b>2:17.698</b>	13:31:52.043	8	Lamborghini Huracan GT3 EVO
128	<b>Vattana Motorsport</b> <i>A. ASAI</i>	<b>2:15.013</b>	13:34:07.057	9	Lamborghini Huracan GT3 EVO

Weather / Track : Bright / Dry

These results are provisional until the conclusion of any judicial and technical matters.

Korea International Circuit

Circuit Length = 5.615 km

Start: 13:10 Flag 13:52 End: 13:52

Race Director : Ravin

Stewards :

Timekeeper :

# Blancpain GT World Challenge Asia

## FREE PRACTICE 1 - STATISTICS

CLASS : GT4AM

5 Starters

### Fastest Lap History

NO	NAME	LAP TIME	TIME OF DAY	LAP	VEHICLE
77	<b>Craft-Bamboo Racing</b> <i>R. WEE</i>	<b>2:36.842</b>	13:15:54.921	2	Mercedes-AMG GT4
199	<b>Team iRace.Win</b> <i>K. CHANG</i>	<b>2:27.614</b>	13:16:02.528	2	Mercedes-AMG GT4
81	<b>BMW Team Studie</b> <i>S. JUKUCHOU</i>	<b>2:27.053</b>	13:20:03.316	3	BMW M4 GT4
81	<b>BMW Team Studie</b> <i>S. JUKUCHOU</i>	<b>2:25.783</b>	13:22:29.100	4	BMW M4 GT4

Weather / Track : Bright / Dry

These results are provisional until the conclusion of any judicial and technical matters.

Korea International Circuit

Circuit Length = 5.615 km

Start: 13:10 Flag 13:52 End: 13:52

Race Director : Ravin

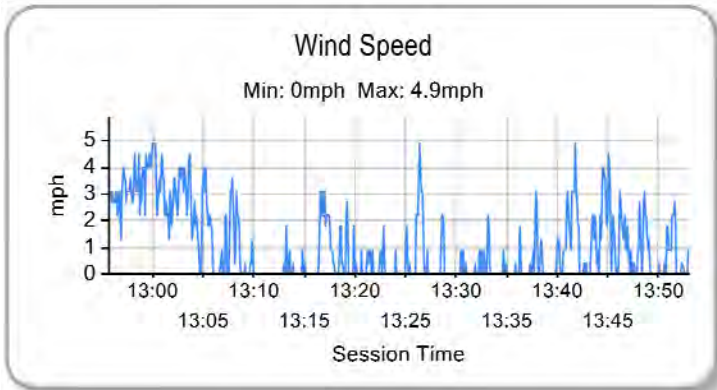
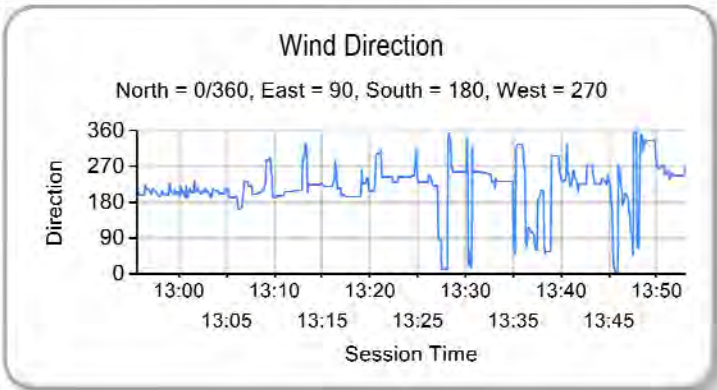
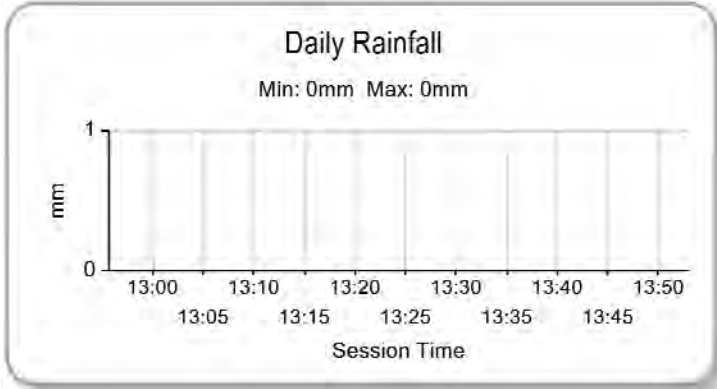
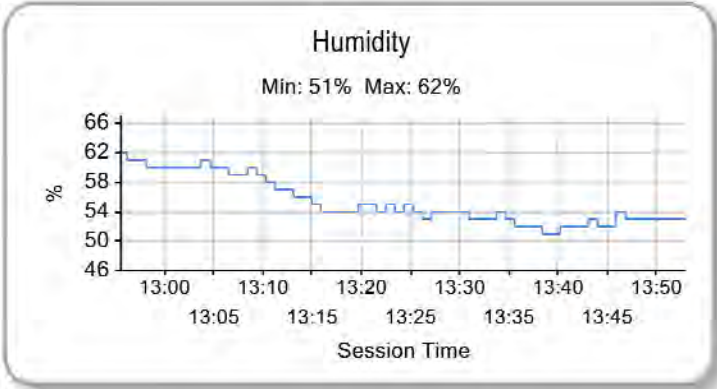
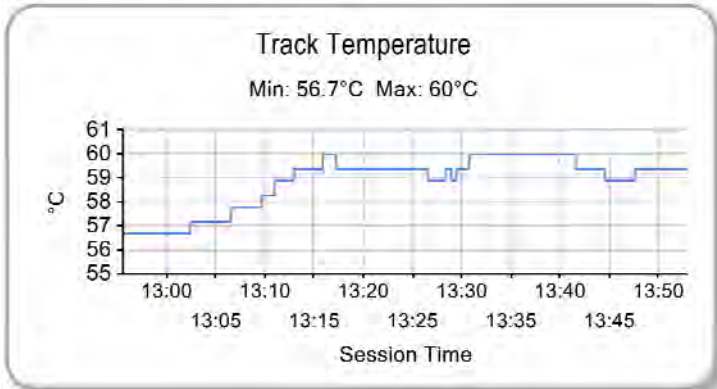
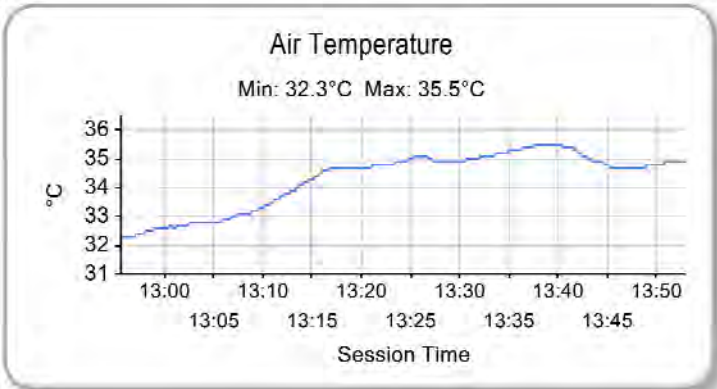
Stewards :

Timekeeper :



# Blancpain GT World Challenge Asia

## FREE PRACTICE 1 - WEATHER CONDITIONS



Weather / Track : Bright / Dry

Results can be found at [www.tsl-timing.com](http://www.tsl-timing.com)

Korea International Circuit  
Circuit Length = 5.615 km  
Start: 13:10 Flag 13:52 End: 13:52

Printed - 14:04 Friday, 02 August 2019

## Blancpain GT World Challenge Asia

### FREE PRACTICE 2 - CLASSIFICATION

POS	NO	CL	PIC	TEAM / DRIVERS	CAR	TIME	ON	LAPS	GAP	DIFF	KPH
1	888	GT3PA	1	Triple Eight Race Engineering Australia (AUS) HH Prince Abdul Rahman IBRAHIM (MYS) / Shane Van GISBERGEN (NZL)	Mercedes-AMG GT3	<b>2:08.425</b>	16	19			157.39
2	97	GT3S	1	Solite Indigo Racing (KOR) Roelof BRUINS (KOR) / Manuel METZGER (DEU)	Mercedes-AMG GT3	<b>2:09.326</b>	16	18	<b>0.901</b>	0.901	156.30
3	27	GT3S	2	HubAuto Corsa (TPE) Marcos GOMES (BRA) / Yuya SAKAMOTO (JPN)	Ferrari 488 GT3	<b>2:09.348</b>	6	19	<b>0.923</b>	0.021	156.27
4	88	GT3PA	2	Craft-Bamboo Racing (HKG) Jeffrey LEE (TPE) / Maxi GOETZ (DEU)	Mercedes-AMG GT3	<b>2:09.562</b>	15	16	<b>1.137</b>	0.214	156.01
5	910	GT3PA	3	JRM (CHN) LIU (CHN) / Chris VAN DER DRIFT (NZL)	Porsche 911 GT3 R	<b>2:09.633</b>	3	17	<b>1.208</b>	0.070	155.93
6	13	GT3PA	4	Audi Sport Asia Team Absolute Racing (CHN) Jingzu SUN (CHN) / Congfu CHENG (CHN)	Audi R8 LMS GT3 2019	<b>2:10.107</b>	7	18	<b>1.681</b>	0.473	155.36
7	55	GT3PA	5	Craft-Bamboo Racing (HKG) Daniel AU (SGP) / Melvin MOH (MYS)	Mercedes-AMG GT3	<b>2:10.232</b>	15	18	<b>1.806</b>	0.125	155.21
8	912	GT3S	3	Absolute Racing (CHN) Yuan BO (CHN) / Leo Ye HONGLI (CHN)	Porsche 911 GT3 R	<b>2:10.233</b>	8	19	<b>1.808</b>	0.001	155.21
9	918	GT3PA	6	Panther/AAS Motorsport (CHN) Vutthikorn INTHRAPHUVASAK (THA) / Alexandre IMPERATORI (CHE)	Porsche 911 GT3 R	<b>2:10.262</b>	9	18	<b>1.837</b>	0.029	155.17
10	99	GT3S	4	Craft-Bamboo Racing (HKG) Christina NIELSEN (DNK) / Darryl O'YOUNG (HKG)	Mercedes-AMG GT3	<b>2:10.327</b>	15	18	<b>1.902</b>	0.065	155.10
11	12	GT3S	5	Audi Sport Asia Team Absolute Racing (CHN) Weiron TAN (MYS) / Martin RUMP (EST)	Audi R8 LMS GT3 2019	<b>2:10.378</b>	17	18	<b>1.953</b>	0.051	155.04
12	61	GT3PA	7	ABSSA Motorsport (JPN) Pili BHIROMBHAKDI (THA) / Keita SAWA (JPN)	McLaren 720S GT3	<b>2:10.720</b>	13	19	<b>2.295</b>	0.342	154.63
13	999	GT3S	6	Audi Sport Asia Team TSRT (CHN) Weian CHEN (CHN) / Rahel FREY (CHE)	Audi R8 LMS GT3 2019	<b>2:10.741</b>	18	18	<b>2.316</b>	0.020	154.61
14	911	GT3S	7	Absolute Racing (CHN) Tanart SATHIENTHIRAKUL (THA) / Phillip HAMPRECHT (DEU)	Porsche 911 GT3 R	<b>2:10.857</b>	5	18	<b>2.432</b>	0.116	154.47
15	51	GT3AM	1	AMAC Motorsport (AUS) Andrew MACPHERSON (AUS) / William Ben PORTER (AUS)	Lamborghini Huracan GT3 EVO	<b>2:11.343</b>	16	19	<b>2.917</b>	0.485	153.90
16	666	GT3PA	8	Vincenzo Sospiri Racing (ITA) Alex AU (HKG) / Frederik SCHANDORFF (DNK)	Lamborghini Huracán GT3 EVO	<b>2:12.318</b>	4	17	<b>3.892</b>	0.975	152.76
17	128	GT3AM	2	Vattana Motorsport (THA) Chonsawat ASAVAHAME (THA) / Akihiro ASAI (JPN)	Lamborghini Huracan GT3 EVO	<b>2:13.147</b>	5	16	<b>4.722</b>	0.829	151.81
18	81	GT4AM	1	BMW Team Studie (JPN) Takayuki KINOSHITA (JPN) / Sunako JUKUCHOU (JPN)	BMW M4 GT4	<b>2:23.508</b>	2	17	<b>15.083</b>	10.360	140.85
19	199	GT4AM	2	Team iRace.Win (TPE) Keo CHANG (TPE) / Joe CHI (TPE)	Mercedes-AMG GT4	<b>2:24.445</b>	16	17	<b>16.020</b>	0.937	139.94
20	77	GT4AM	3	Craft-Bamboo Racing (HKG) Frank YU (HKG) / Richard WEE (SGP)	Mercedes-AMG GT4	<b>2:24.913</b>	16	17	<b>16.488</b>	0.468	139.48
21	111	GT4AM	4	Team iRace.Win (TPE) Ringo CHONG (SGP) / Setiawan SANTOSO (IDN)	Mercedes-AMG GT4	<b>2:25.079</b>	16	18	<b>16.654</b>	0.165	139.33
22	75	GT3PA	9	T2 Motorsports (SGP) David TJIPTOBIANTORO (IDN) / Rio HARYANTO (IDN)	Ferrari 488 GT3		0	2			

Weather / Track : Bright / Dry

These results are provisional until the conclusion of any judicial and technical matters.

Korea International Circuit

Circuit Length = 5.615 km

Start: 15:55 Flag 16:40 End: 16:45

Race Director : Ravin	Clerk of Course :	Timekeeper :
-----------------------	-------------------	--------------

Results can be found at [www.tsl-timing.com](http://www.tsl-timing.com)

Printed - 16:46 Friday, 02 August 2019

## Blancpain GT World Challenge Asia

### FREE PRACTICE 2 - CLASSIFICATION BY CATEGORY

#### CATEGORY : GT3

POS	NO	CL	TEAM / DRIVERS	CAR	TIME	ON	LAPS	GAP	DIFF	KPH
1	888	GT3PA	Triple Eight Race Engineering Australia (AUS) HH Prince Abdul Rahman IBRAHIM (MYS) / Shane Van GISBERGEN (NZL)	Mercedes-AMG GT3	2:08.425	16	19			157.39
2	97	GT3S	Solite Indigo Racing (KOR) Roelof BRUIJNS (KOR) / Manuel METZGER (DEU)	Mercedes-AMG GT3	2:09.326	16	18	0.901	0.901	156.30
3	27	GT3S	HubAuto Corsa (TPE) Marcos GOMES (BRA) / Yuya SAKAMOTO (JPN)	Ferrari 488 GT3	2:09.348	6	19	0.923	0.021	156.27
4	88	GT3PA	Craft-Bamboo Racing (HKG) Jeffrey LEE (TPE) / Maxi GOETZ (DEU)	Mercedes-AMG GT3	2:09.562	15	16	1.137	0.214	156.01
5	910	GT3PA	JRM (CHN) LIU (CHN) / Chris VAN DER DRIFT (NZL)	Porsche 911 GT3 R	2:09.633	3	17	1.208	0.070	155.93
6	13	GT3PA	Audi Sport Asia Team Absolute Racing (CHN) Jingzu SUN (CHN) / Congfu CHENG (CHN)	Audi R8 LMS GT3 2019	2:10.107	7	18	1.681	0.473	155.36
7	55	GT3PA	Craft-Bamboo Racing (HKG) Daniel AU (SGP) / Melvin MOH (MYS)	Mercedes-AMG GT3	2:10.232	15	18	1.806	0.125	155.21
8	912	GT3S	Absolute Racing (CHN) Yuan BO (CHN) / Leo Ye HONGLI (CHN)	Porsche 911 GT3 R	2:10.233	8	19	1.808	0.001	155.21
9	918	GT3PA	Panther/AAS Motorsport (CHN) Vutthikorn INTHRAPHUVASAK (THA) / Alexandre IMPERATORI (CHE)	Porsche 911 GT3 R	2:10.262	9	18	1.837	0.029	155.17
10	99	GT3S	Craft-Bamboo Racing (HKG) Christina NIELSEN (DNK) / Darryl O'YOUNG (HKG)	Mercedes-AMG GT3	2:10.327	15	18	1.902	0.065	155.10
11	12	GT3S	Audi Sport Asia Team Absolute Racing (CHN) Weiron TAN (MYS) / Martin RUMP (EST)	Audi R8 LMS GT3 2019	2:10.378	17	18	1.953	0.051	155.04
12	61	GT3PA	ABSSA Motorsport (JPN) Piti BHIROMBHAKDI (THA) / Keita SAWA (JPN)	McLaren 720S GT3	2:10.720	13	19	2.295	0.342	154.63
13	999	GT3S	Audi Sport Asia Team TSRT (CHN) Weian CHEN (CHN) / Rahel FREY (CHE)	Audi R8 LMS GT3 2019	2:10.741	18	18	2.316	0.020	154.61
14	911	GT3S	Absolute Racing (CHN) Tanart SATHIENTHIRAKUL (THA) / Philip HAMPRECHT (DEU)	Porsche 911 GT3 R	2:10.857	5	18	2.432	0.116	154.47
15	51	GT3AM	AMAC Motorsport (AUS) Andrew MACPHERSON (AUS) / William Ben PORTER (AUS)	Lamborghini Huracan GT3 EVO	2:11.343	16	19	2.917	0.485	153.90
16	666	GT3PA	Vincenzo Sospiri Racing (ITA) Alex AU (HKG) / Frederik SCHANDORFF (DNK)	Lamborghini Huracán GT3 EVO	2:12.318	4	17	3.892	0.975	152.76
17	128	GT3AM	Vattana Motorsport (THA) Chonsawat ASAVAHAME (THA) / Akihiro ASAI (JPN)	Lamborghini Huracan GT3 EVO	2:13.147	5	16	4.722	0.829	151.81
18	75	GT3PA	T2 Motorsports (SGP) David TJIPTOBIANTORO (IDN) / Rio HARYANTO (IDN)	Ferrari 488 GT3			2			

#### CATEGORY : GT4

POS	NO	CL	TEAM / DRIVERS	CAR	TIME	ON	LAPS	GAP	DIFF	KPH
1	81	GT4AM	BMW Team Studie (JPN) Takayuki KINOSHITA (JPN) / Sunako JUKUCHOU (JPN)	BMW M4 GT4	2:23.508	2	17			140.85
2	199	GT4AM	Team iRace.Win (TPE) Keo CHANG (TPE) / Joe CHI (TPE)	Mercedes-AMG GT4	2:24.445	16	17	0.937	0.937	139.94
3	77	GT4AM	Craft-Bamboo Racing (HKG) Frank YU (HKG) / Richard WEE (SGP)	Mercedes-AMG GT4	2:24.913	16	17	1.405	0.468	139.48
4	111	GT4AM	Team iRace.Win (TPE) Ringo CHONG (SGP) / Setiawan SANTOSO (IDN)	Mercedes-AMG GT4	2:25.079	16	18	1.571	0.165	139.33

Weather / Track : Bright / Dry

These results are provisional until the conclusion of any judicial and technical matters.

Korea International Circuit

Circuit Length = 5.615 km

Start: 15:55 Flag 16:40 End: 16:45

Race Director : Ravin	Clerk of Course :	Timekeeper :
-----------------------	-------------------	--------------

Results can be found at [www.tsl-timing.com](http://www.tsl-timing.com)

Printed - 16:48 Friday, 02 August 2019

## Blancpain GT World Challenge Asia

### FREE PRACTICE 2 - CLASSIFICATION BY CLASS

#### CLASS : GT3 - GT3S

POS	NO	TEAM / DRIVERS	CAR	TIME	ON	LAPS	GAP	DIFF	KPH
1	97	Solite Indigo Racing (KOR) Roelof BRUINS (KOR) / Manuel METZGER (DEU)	Mercedes-AMG GT3	<b>2:09.326</b>	16	18			156.30
2	27	HubAuto Corsa (TPE) Marcos GOMES (BRA) / Yuya SAKAMOTO (JPN)	Ferrari 488 GT3	<b>2:09.348</b>	6	19	<b>0.021</b>	0.021	156.27
3	912	Absolute Racing (CHN) Yuan BO (CHN) / Leo Ye HONGLI (CHN)	Porsche 911 GT3 R	<b>2:10.233</b>	8	19	<b>0.907</b>	0.885	155.21
4	99	Craft-Bamboo Racing (HKG) Christina NIELSEN (DNK) / Darryl O'YOUNG (HKG)	Mercedes-AMG GT3	<b>2:10.327</b>	15	18	<b>1.001</b>	0.094	155.10
5	12	Audi Sport Asia Team Absolute Racing (CHN) Weiron TAN (MYS) / Martin RUMP (EST)	Audi R8 LMS GT3 2019	<b>2:10.378</b>	17	18	<b>1.052</b>	0.051	155.04
6	999	Audi Sport Asia Team TSRT (CHN) Weilan CHEN (CHN) / Rahel FREY (CHE)	Audi R8 LMS GT3 2019	<b>2:10.741</b>	18	18	<b>1.415</b>	0.362	154.61
7	911	Absolute Racing (CHN) Tanart SATHIENTHIRAKUL (THA) / Philip HAMPRECHT (DEU)	Porsche 911 GT3 R	<b>2:10.857</b>	5	18	<b>1.531</b>	0.116	154.47

#### CLASS : GT3 - GT3PA

POS	NO	TEAM / DRIVERS	CAR	TIME	ON	LAPS	GAP	DIFF	KPH
1	888	Triple Eight Race Engineering Australia (AUS) HH Prince Abdul Rahman IBRAHIM (MYS) / Shane Van GISBERGEN (NZL)	Mercedes-AMG GT3	<b>2:08.425</b>	16	19			157.39
2	88	Craft-Bamboo Racing (HKG) Jeffrey LEE (TPE) / Maxi GOETZ (DEU)	Mercedes-AMG GT3	<b>2:09.562</b>	15	16	<b>1.137</b>	1.137	156.01
3	910	JRM (CHN) LIU (CHN) / Chris VAN DER DRIFT (NZL)	Porsche 911 GT3 R	<b>2:09.633</b>	3	17	<b>1.208</b>	0.070	155.93
4	13	Audi Sport Asia Team Absolute Racing (CHN) Jingzu SUN (CHN) / Congfu CHENG (CHN)	Audi R8 LMS GT3 2019	<b>2:10.107</b>	7	18	<b>1.681</b>	0.473	155.36
5	55	Craft-Bamboo Racing (HKG) Daniel AU (SGP) / Melvin MOH (MYS)	Mercedes-AMG GT3	<b>2:10.232</b>	15	18	<b>1.806</b>	0.125	155.21
6	918	Panther/AAS Motorsport (CHN) Vutthikorn INTHRAPHUVASAK (THA) / Alexandre IMPERATORI (CHE)	Porsche 911 GT3 R	<b>2:10.262</b>	9	18	<b>1.837</b>	0.030	155.17
7	61	ABSSA Motorsport (JPN) Piti BHIROMBHAKDI (THA) / Keita SAWA (JPN)	McLaren 720S GT3	<b>2:10.720</b>	13	19	<b>2.295</b>	0.458	154.63
8	666	Vincenzo Sospiri Racing (ITA) Alex AU (HKG) / Frederik SCHANDORFF (DNK)	Lamborghini Huracán GT3 EVO	<b>2:12.318</b>	4	17	<b>3.892</b>	1.597	152.76
9	75	T2 Motorsports (SGP) David TJIPTOBIANTORO (IDN) / Rio HARYANTO (IDN)	Ferrari 488 GT3			2			

#### CLASS : GT3 - GT3AM

POS	NO	TEAM / DRIVERS	CAR	TIME	ON	LAPS	GAP	DIFF	KPH
1	51	AMAC Motorsport (AUS) Andrew MACPHERSON (AUS) / William Ben PORTER (AUS)	Lamborghini Huracan GT3 EVO	<b>2:11.343</b>	16	19			153.90
2	128	Vattana Motorsport (THA) Chonsawat ASAVAHAME (THA) / Akihiro ASAI (JPN)	Lamborghini Huracan GT3 EVO	<b>2:13.147</b>	5	16	<b>1.804</b>	1.804	151.81

#### CLASS : GT4 - GT4AM

POS	NO	TEAM / DRIVERS	CAR	TIME	ON	LAPS	GAP	DIFF	KPH
1	81	BMW Team Studie (JPN) Takayuki KINOSHITA (JPN) / Sunako JUKUCHOU (JPN)	BMW M4 GT4	<b>2:23.508</b>	2	17			140.85
2	199	Team iRace.Win (TPE) Keo CHANG (TPE) / Joe CHI (TPE)	Mercedes-AMG GT4	<b>2:24.445</b>	16	17	<b>0.937</b>	0.937	139.94
3	77	Craft-Bamboo Racing (HKG) Frank YU (HKG) / Richard WEE (SGP)	Mercedes-AMG GT4	<b>2:24.913</b>	16	17	<b>1.405</b>	0.468	139.48
4	111	Team iRace.Win (TPE) Ringo CHONG (SGP) / Sellawan SANTOSO (IDN)	Mercedes-AMG GT4	<b>2:25.079</b>	16	18	<b>1.571</b>	0.165	139.33

Weather / Track : Bright / Dry

These results are provisional until the conclusion of any judicial and technical matters.

Korea International Circuit

Circuit Length = 5.615 km

Start: 15:55 Flag 16:40 End: 16:45

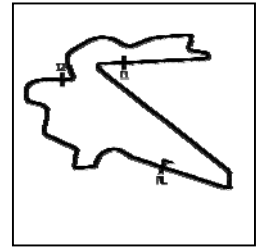
Race Director : Ravin	Clerk of Course :	Timekeeper :
-----------------------	-------------------	--------------

Results can be found at [www.tsl-timing.com](http://www.tsl-timing.com)

Printed - 16:49 Friday, 02 August 2019

# Blancpain GT World Challenge Asia

## FREE PRACTICE 2 - SECTOR ANALYSIS



SECTOR 1 = FL to I1, SECTOR 2 = I1 to I2, SECTOR 3 = I2 to FL, DIFF = Difference To Personal Best Lap, P = Crossed Finish Line in Pit Lane, D = Time Disallowed

<b>P1 888 GT3PA Triple Eight Race Engineering Australia Mercedes-AMG GT3</b>							
IDEAL LAP TIME : 2:08.109		BEST LAP TIME : 2:08.425		DIFFERENCE : 0.315			
D1: HH Prince Abdul Rahman		D2: Shane Van GISBERGEN					
LAP	SECTOR 1	SECTOR 2	SECTOR 3	LAP TIME	KPH	DIFF	TIME OF DAY
1 - D1	OUTLAP	53.998	46.093				15:57:59.747
2 - D1	41.397	50.816	47.279	2:19.493	144.91	11.067	16:00:19.240
3 - D1	41.002	51.585	48.476	2:21.064	143.29	12.639	16:02:40.304
4 - D1	42.132	51.114	44.362	2:17.608	146.89	9.183	16:04:57.913
5 - D1	40.958	50.430	43.930	2:15.319	149.38	6.893	16:07:13.232
6 - D1	40.828	50.344	43.816	2:14.989	149.74	6.564	16:09:28.222
7 - D1	40.735	50.187	43.678	2:14.601	150.17	6.176	16:11:42.823
8 - D1	41.072	50.774	44.295	2:16.142	148.47	7.717	16:13:58.966
9 - D1	40.543	50.872	IN PIT	2:23.867	<b>P</b> 140.50	15.442	16:16:22.833
10 - D2	OUTLAP	49.034	42.760	3:40.214	91.79	1:31.789	16:20:03.048
11 - D2	39.623	48.424	42.286	2:10.334	155.09	1.909	16:22:13.383
12 - D2	39.614	48.002	42.032	2:09.648	155.91	1.223	16:24:23.032
13 - D2	39.705	47.954	IN PIT	2:14.269	<b>P</b> 150.54	5.843	16:26:37.301
14 - D2	OUTLAP	53.411	43.342	3:47.765	88.74	1:39.339	16:30:25.066
15 - D2	39.422	47.606	<b>41.759</b>	2:08.789	<b>(3)</b> 156.95	0.364	16:32:33.855
<b>16 - D2</b>	<b>38.960</b>	47.417	42.048	<b>2:08.425</b>	<b>(1)</b> <b>157.39</b>		<b>16:34:42.281</b>
17 - D2	39.169	47.443	42.233	2:08.846	156.88	0.421	16:36:51.128
18 - D2	39.146	<b>47.390</b>	42.074	2:08.611	<b>(2)</b> 157.17	0.185	16:38:59.739
19 - D2	40.798	49.202	IN PIT	2:17.198	<b>P</b> 147.33	8.772	16:41:16.937

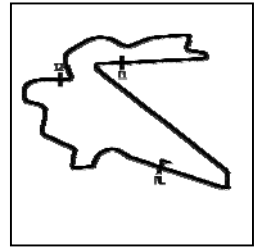
<b>P2 97 GT3S Solite Indigo Racing Mercedes-AMG GT3</b>							
IDEAL LAP TIME : 2:09.281		BEST LAP TIME : 2:09.326		DIFFERENCE : 0.044			
D1: Roelof BRUINS		D2: Manuel METZGER					
LAP	SECTOR 1	SECTOR 2	SECTOR 3	LAP TIME	KPH	DIFF	TIME OF DAY
1 - D2	OUTLAP	50.079	42.793				15:57:18.661
2 - D2	40.403	48.737	42.497	2:11.638	153.55	2.312	15:59:30.300
3 - D2	39.942	48.330	42.330	2:10.603	154.77	1.277	16:01:40.904
4 - D2	39.887	48.619	42.337	2:10.844	154.48	1.518	16:03:51.748
5 - D2	39.910	48.910	IN PIT	2:14.558	<b>P</b> 150.22	5.231	16:06:06.307
6 - D2	OUTLAP	48.732	43.925	3:41.738	91.16	1:32.412	16:09:48.045
7 - D2	40.107	48.563	42.646	2:11.318	153.93	1.991	16:11:59.363
8 - D2	39.915	48.508	42.422	2:10.846	154.48	1.519	16:14:10.210
9 - D2	39.981	48.650	IN PIT	2:14.505	<b>P</b> 150.28	5.178	16:16:24.715
10 - D2	OUTLAP	48.915	42.331	3:40.617	91.62	1:31.291	16:20:05.332
11 - D2	39.727	48.176	41.929	2:09.833	155.69	0.506	16:22:15.165
12 - D2	39.955	47.916	IN PIT	2:12.989	<b>P</b> 151.99	3.663	16:24:28.155
13 - D1	OUTLAP	48.597	42.075	3:41.134	91.41	1:31.807	16:28:09.289
14 - D1	39.868	47.967	41.965	2:09.801	<b>(3)</b> 155.73	0.475	16:30:19.091
15 - D1	<b>39.635</b>	47.801	42.137	2:09.575	<b>(2)</b> 156.00	0.248	16:32:28.666
<b>16 - D1</b>	39.680	<b>47.761</b>	<b>41.884</b>	<b>2:09.326</b>	<b>(1)</b> <b>156.30</b>		<b>16:34:37.992</b>
17 - D1	39.964	49.140	IN PIT	2:16.085	<b>P</b> 148.53	6.759	16:36:54.078
18 - D1	OUTLAP	48.525	42.225	3:16.600	102.81	1:07.273	16:40:10.678

Weather / Track : Bright / Dry

Korea International Circuit  
Circuit Length = 5.615 km  
Start: 15:55 Flag 16:40 End: 16:45

# Blancpain GT World Challenge Asia

## FREE PRACTICE 2 - SECTOR ANALYSIS



SECTOR 1 = FL to I1, SECTOR 2 = I1 to I2, SECTOR 3 = I2 to FL, DIFF = Difference To Personal Best Lap, P = Crossed Finish Line in Pit Lane, D = Time Disallowed

P3 27 GT3S HubAuto Corsa				Ferrari 488 GT3			
IDEAL LAP TIME : 2:09.172		BEST LAP TIME : 2:09.348		DIFFERENCE : 0.176			
D1: Marcos GOMES		D2: Yuya SAKAMOTO					
LAP	SECTOR 1	SECTOR 2	SECTOR 3	LAP TIME	KPH	DIFF	TIME OF DAY
1 - D1	OUTLAP	50.977	44.447				15:57:49.771
2 - D1	39.488	48.209	42.232				15:59:59.701
3 - D1	39.378	<b>47.862</b>	42.462	2:09.703 (3)	155.84	0.354	16:02:09.404
4 - D1	41.168	56.538	47.016	2:24.722	139.67	15.374	16:04:34.127
5 - D1	39.513	47.946	46.240	2:13.699	151.18	4.351	16:06:47.827
<b>6 - D1</b>	<b>39.252</b>	47.975	42.120	<b>2:09.348 (1)</b>	<b>156.27</b>		<b>16:08:57.175</b>
7 - D1	39.264	48.114	<b>42.058</b>	2:09.436 (2)	156.16	0.088	16:11:06.612
8 - D1	40.874	48.808	IN PIT	2:16.589 P	147.99	7.241	16:13:23.201
9 - D2	OUTLAP	49.767	43.878	3:52.216	87.04	1:42.868	16:17:15.418
10 - D2	39.601	49.893	43.290	2:12.786	152.22	3.438	16:19:28.205
11 - D2	39.608	49.600	42.996	2:12.206	152.89	2.857	16:21:40.411
12 - D2	39.453	49.363	44.737	2:13.554	151.35	4.205	16:23:53.965
13 - D2	39.629	48.607	43.417	2:11.653	153.53	2.305	16:26:05.618
14 - D2	39.292	48.828	43.130	2:11.251	154.00	1.903	16:28:16.870
15 - D2	39.488	49.209	43.059	2:11.757	153.41	2.409	16:30:28.628
16 - D2	39.641	48.802	43.337	2:11.780	153.39	2.432	16:32:40.408
17 - D2	39.442	48.686	43.408	2:11.536	153.67	2.187	16:34:51.944
18 - D2	39.485	48.461	42.740	2:10.686	154.67	1.338	16:37:02.631
19 - D2	39.541	52.795	IN PIT	2:23.187 P	141.17	13.839	16:39:25.819

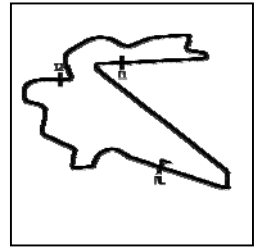
P4 88 GT3PA Craft-Bamboo Racing				Mercedes-AMG GT3			
IDEAL LAP TIME : 2:09.562		BEST LAP TIME : 2:09.562		DIFFERENCE : 0.000			
D1: Jeffrey LEE		D2: Maxi GOETZ					
LAP	SECTOR 1	SECTOR 2	SECTOR 3	LAP TIME	KPH	DIFF	TIME OF DAY
1 - D1	OUTLAP	57.228	50.953				15:57:54.647
2 - D1	41.864	51.800	46.852	2:20.516	143.85	10.953	16:00:15.163
3 - D1	41.997	50.984	45.505	2:18.487	145.96	8.924	16:02:33.650
4 - D1	41.097	52.173	45.033	2:18.304	146.15	8.741	16:04:51.955
5 - D1	40.620	50.470	44.884	2:15.974	148.66	6.411	16:07:07.929
6 - D1	40.646	49.817	45.009	2:15.473	149.21	5.910	16:09:23.402
7 - D1	40.421	49.770	44.082	2:14.274 (3)	150.54	4.711	16:11:37.677
8 - D1	44.462	56.842	IN PIT	2:35.521 P	129.97	25.959	16:14:13.199
9 - D1	OUTLAP	52.266	46.061	3:54.188	86.31	1:44.625	16:18:07.387
10 - D1	41.273	50.094	44.048	2:15.416	149.27	5.853	16:20:22.803
11 - D1	40.222	50.761	45.048	2:16.032	148.59	6.469	16:22:38.836
12 - D1	40.525	50.482	IN PIT	2:22.552 P	141.80	12.989	16:25:01.388
13 - D2	OUTLAP	49.764	44.149	3:50.417	87.72	1:40.854	16:28:51.806
14 - D2	39.726	48.757	43.725	2:12.209 (2)	152.89	2.646	16:31:04.015
<b>15 - D2</b>	<b>39.570</b>	<b>47.937</b>	<b>42.055</b>	<b>2:09.562 (1)</b>	<b>156.01</b>		<b>16:33:13.578</b>
16 - D2	39.616	48.454	IN PIT	2:14.961 P	149.77	5.398	16:35:28.539

Weather / Track : Bright / Dry

Korea International Circuit  
Circuit Length = 5.615 km  
Start: 15:55 Flag 16:40 End: 16:45

# Blancpain GT World Challenge Asia

## FREE PRACTICE 2 - SECTOR ANALYSIS



SECTOR 1 = FL to I1, SECTOR 2 = I1 to I2, SECTOR 3 = I2 to FL, DIFF = Difference To Personal Best Lap, P = Crossed Finish Line in Pit Lane, D = Time Disallowed

P5 910 GT3PA JRM				Porsche 911 GT3 R			
IDEAL LAP TIME : 2:09.600		BEST LAP TIME : 2:09.633		DIFFERENCE : 0.033			
D1: LIU		D2: Chris VAN DER DRIFT					
LAP	SECTOR 1	SECTOR 2	SECTOR 3	LAP TIME	KPH	DIFF	TIME OF DAY
1 - D2	OUTLAP	50.987	44.889				15:57:51.008
2 - D2	39.745	48.642	42.633	2:11.021	154.27	1.388	16:00:02.030
<b>3 - D2</b>	<b>39.338</b>	<b>48.097</b>	<b>42.197</b>	<b>2:09.633 (1)</b>	<b>155.93</b>		<b>16:02:11.663</b>
4 - D2	39.489	48.651	42.243	2:10.385 (3)	155.03	0.751	16:04:22.048
5 - D2	<b>39.304</b>	48.593	IN PIT	2:14.937 P	149.80	5.304	16:06:36.986
6 - D1	OUTLAP	50.031	44.915	7:06.189	47.42	4:56.555	16:13:43.175
7 - D1	39.801	48.985	43.563	2:12.350	152.73	2.716	16:15:55.525
8 - D1	39.906	49.086	43.533	2:12.525	152.52	2.892	16:18:08.051
9 - D1	39.741	48.946	43.453	2:12.140	152.97	2.507	16:20:20.192
10 - D1	39.587	48.793	42.987	2:11.368	153.87	1.734	16:22:31.560
11 - D1	39.543	48.558	42.855	2:10.957	154.35	1.323	16:24:42.517
12 - D1	39.336	48.249	42.600	2:10.185 (2)	155.27	0.552	16:26:52.703
13 - D1	39.418	48.555	IN PIT	2:14.254 P	150.56	4.620	16:29:06.957
14 - D1	OUTLAP	50.106	43.328	3:53.737	86.48	1:44.103	16:33:00.694
15 - D1	39.535	48.607	44.076	2:12.219	152.88	2.586	16:35:12.913
16 - D1	39.421	48.513	42.584	2:10.519	154.87	0.886	16:37:23.433
17 - D1	41.095	49.114	IN PIT	2:17.098 P	147.44	7.465	16:39:40.532

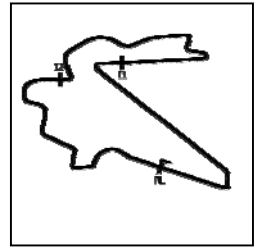
P6 13 GT3PA Audi Sport Asia Team Absolute Racing				Audi R8 LMS GT3 2019			
IDEAL LAP TIME : 2:09.835		BEST LAP TIME : 2:10.107		DIFFERENCE : 0.271			
D1: Jingzu SUN		D2: Congfu CHENG					
LAP	SECTOR 1	SECTOR 2	SECTOR 3	LAP TIME	KPH	DIFF	TIME OF DAY
1 - D2	OUTLAP	51.173	45.309				15:57:35.860
2 - D2	40.006	48.392	42.747	2:11.147	154.13	1.040	15:59:47.008
3 - D2	39.599	<b>48.372</b>	42.249	2:10.221 (2)	155.22	0.114	16:01:57.230
4 - D2	39.503	48.409	42.435	2:10.348 (3)	155.07	0.241	16:04:07.578
5 - D2	39.731	49.116	IN PIT	2:15.566 P	149.10	5.459	16:06:23.145
6 - D2	OUTLAP	49.705	42.808	4:27.437	75.58	2:17.330	16:10:50.583
<b>7 - D2</b>	<b>39.489</b>	48.491	<b>42.126</b>	<b>2:10.107 (1)</b>	<b>155.36</b>		<b>16:13:00.690</b>
8 - D2	40.919	48.968	43.121	2:13.008	151.97	2.901	16:15:13.699
9 - D2	<b>39.336</b>	48.717	42.461	2:10.515	154.87	0.407	16:17:24.214
10 - D2	39.484	48.546	IN PIT	2:18.699 P	145.73	8.592	16:19:42.914
11 - D1	OUTLAP	58.686	46.559	4:34.302	73.69	2:24.194	16:24:17.216
12 - D1	40.691	50.537	44.923	2:16.152	148.46	6.044	16:26:33.368
13 - D1	40.306	50.518	45.369	2:16.194	148.41	6.087	16:28:49.563
14 - D1	40.352	50.856	45.453	2:16.662	147.91	6.555	16:31:06.225
15 - D1	40.085	49.962	44.344	2:14.392	150.40	4.285	16:33:20.618
16 - D1	40.015	50.086	44.480	2:14.582	150.19	4.474	16:35:35.200
17 - D1	39.986	49.782	44.600	2:14.368	150.43	4.261	16:37:49.569
18 - D1	40.096	49.693	44.606	2:14.396	150.40	4.289	16:40:03.965

Weather / Track : Bright / Dry

Korea International Circuit  
Circuit Length = 5.615 km  
Start: 15:55 Flag 16:40 End: 16:45

# Blancpain GT World Challenge Asia

## FREE PRACTICE 2 - SECTOR ANALYSIS



SECTOR 1 = FL to I1, SECTOR 2 = I1 to I2, SECTOR 3 = I2 to FL, DIFF = Difference To Personal Best Lap, P = Crossed Finish Line in Pit Lane, D = Time Disallowed

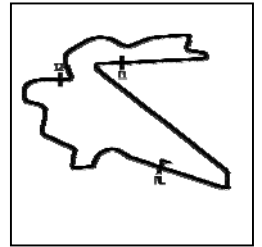
P7 55 GT3PA Craft-Bamboo Racing				Mercedes-AMG GT3			
IDEAL LAP TIME : 2:10.164		BEST LAP TIME : 2:10.232		DIFFERENCE : 0.067			
D1: Daniel AU		D2: Melvin MOH					
LAP	SECTOR 1	SECTOR 2	SECTOR 3	LAP TIME	KPH	DIFF	TIME OF DAY
1 - D1	OUTLAP	1:05.684	1:00.027				15:58:38.612
2 - D1	47.932	1:00.125	55.978	2:44.036	123.22	33.803	16:01:22.648
3 - D1	45.441	59.971	55.736	2:41.148	125.43	30.916	16:04:03.797
4 - D1	46.421	58.795	55.615	2:40.832	125.68	30.599	16:06:44.629
5 - D1	46.062	58.346	55.480	2:39.890	126.42	29.658	16:09:24.519
6 - D1	43.954	59.630	52.943	2:36.528	129.13	26.296	16:12:01.048
7 - D1	44.107	57.075	54.107	2:35.290	130.16	25.058	16:14:36.338
8 - D1	45.856	1:00.339	IN PIT	2:45.925 P	121.82	35.693	16:17:22.264
9 - D2	OUTLAP	51.397	43.853	4:37.537	72.83	2:27.304	16:21:59.801
10 - D2	39.972	49.028	42.739	2:11.740	153.43	1.508	16:24:11.541
11 - D2	39.681	48.421	44.099	2:12.202	152.90	1.970	16:26:23.744
12 - D2	39.617	48.572	44.897	2:13.087	151.88	2.855	16:28:36.831
13 - D2	39.834	55.256	45.385	2:20.476	143.89	10.244	16:30:57.308
14 - D2	<b>39.583</b>	<b>48.311</b>	42.493	2:10.388 (2)	155.02	0.155	16:33:07.696
<b>15 - D2</b>	39.598	48.363	<b>42.269</b>	<b>2:10.232 (1)</b>	<b>155.21</b>		<b>16:35:17.928</b>
16 - D2	47.097	54.083	43.451	2:24.632	139.76	14.400	16:37:42.560
17 - D2	39.726	49.496	44.298	2:13.521	151.39	3.289	16:39:56.082
18 - D2	40.002	48.706	42.901	2:11.609 (3)	153.59	1.377	16:42:07.691

P8 912 GT3S Absolute Racing				Porsche 911 GT3 R			
IDEAL LAP TIME : 2:10.233		BEST LAP TIME : 2:10.233		DIFFERENCE : 0.000			
D1: Yuan BO		D2: Leo Ye HONGLI					
LAP	SECTOR 1	SECTOR 2	SECTOR 3	LAP TIME	KPH	DIFF	TIME OF DAY
1 - D2	OUTLAP	51.070	46.047				15:57:37.038
2 - D2	40.008	48.991	42.686	2:11.686	153.50	1.453	15:59:48.725
3 - D2	39.987	49.100	42.531	2:11.619 (3)	153.57	1.385	16:02:00.344
4 - D2	40.078	48.875	IN PIT	2:15.743 P	148.91	5.510	16:04:16.087
5 - D2	OUTLAP	52.773	43.216	4:12.525	80.04	2:02.291	16:08:28.613
6 - D2	41.459	49.909	44.106	2:15.474	149.20	5.241	16:10:44.087
7 - D2	39.807	48.646	42.506	2:10.961 (2)	154.35	0.727	16:12:55.048
<b>8 - D2</b>	<b>39.545</b>	<b>48.505</b>	<b>42.182</b>	<b>2:10.233 (1)</b>	<b>155.21</b>		<b>16:15:05.281</b>
9 - D2	39.731	49.824	IN PIT	2:18.154 P	146.31	7.920	16:17:23.435
10 - D1	OUTLAP	51.765	44.004	4:19.748	77.82	2:09.515	16:21:43.184
11 - D1	40.194	49.575	43.692	2:13.461	151.45	3.228	16:23:56.645
12 - D1	39.828	49.437	43.956	2:13.221	151.73	2.988	16:26:09.867
13 - D1	42.110	57.645	46.404	2:26.161	138.29	15.928	16:28:36.029
14 - D1	40.146	48.911	47.488	2:16.547	148.03	6.313	16:30:52.576
15 - D1	40.038	48.750	43.609	2:12.398	152.67	2.164	16:33:04.974
16 - D1	40.280	1:00.427	48.363	2:29.071	135.59	18.837	16:35:34.045
17 - D1	39.739	49.065	43.869	2:12.674	152.35	2.440	16:37:46.719
18 - D1	39.779	48.849	43.571	2:12.200	152.90	1.966	16:39:58.920
19 - D1	40.070	52.441	45.439	2:17.951	146.52	7.717	16:42:16.871



# Blancpain GT World Challenge Asia

## FREE PRACTICE 2 - SECTOR ANALYSIS



SECTOR 1 = FL to I1, SECTOR 2 = I1 to I2, SECTOR 3 = I2 to FL, DIFF = Difference To Personal Best Lap, P = Crossed Finish Line in Pit Lane, D = Time Disallowed

<b>P9 918 GT3PA Panther/AAS Motorsport</b>		<b>Porsche 911 GT3 R</b>					
IDEAL LAP TIME : 2:09.997		BEST LAP TIME : 2:10.262		DIFFERENCE : 0.264			
D1: Vutthikorn INTHRAPHUVA		D2: Alexandre IMPERATORI					
LAP	SECTOR 1	SECTOR 2	SECTOR 3	LAP TIME	KPH	DIFF	TIME OF DAY
1 - D2	OUTLAP	50.219	43.541				15:57:24.566
2 - D2	39.816	48.882	42.609	2:11.308	153.94	1.046	15:59:35.875
3 - D2	40.147	48.419	42.754	2:11.322	153.92	1.060	16:01:47.197
4 - D2	39.463	48.525	42.859	2:10.848 (3)	154.48	0.585	16:03:58.045
5 - D2	39.448	48.438	IN PIT	2:16.680 P	147.89	6.417	16:06:14.725
6 - D2	OUTLAP	49.616	43.137	7:51.743	42.84	5:41.480	16:14:06.469
7 - D2	39.401	48.454	43.414	2:11.270	153.98	1.008	16:16:17.739
8 - D2	<b>39.310</b>	48.967	<b>42.520</b>	2:10.798 (2)	154.54	0.535	16:18:28.537
<b>9 - D2</b>	<b>39.337</b>	<b>48.167</b>	42.757	<b>2:10.262 (1)</b>	<b>155.17</b>		<b>16:20:38.800</b>
10 - D2	48.376	48.944	IN PIT	2:25.540 P	138.88	15.278	16:23:04.341
11 - D1	OUTLAP	49.082	45.220	3:21.947	100.09	1:11.685	16:26:26.288
12 - D1	39.620	48.921	44.305	2:12.848	152.15	2.585	16:28:39.137
13 - D1	39.455	48.879	43.357	2:11.692	153.49	1.429	16:30:50.829
14 - D1	39.782	48.820	43.145	2:11.748	153.42	1.486	16:33:02.577
15 - D1	39.689	50.736	44.517	2:14.942	149.79	4.680	16:35:17.520
16 - D1	40.198	50.828	43.669	2:14.695	150.07	4.433	16:37:32.216
17 - D1	39.526	49.043	42.804	2:11.374	153.86	1.112	16:39:43.591
18 - D1	39.721	49.126	42.928	2:11.776	153.39	1.513	16:41:55.367

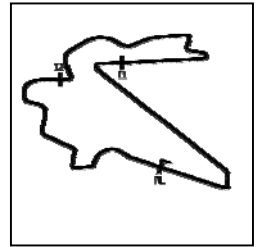
<b>P10 99 GT3S Craft-Bamboo Racing</b>		<b>Mercedes-AMG GT3</b>					
IDEAL LAP TIME : 2:10.024		BEST LAP TIME : 2:10.327		DIFFERENCE : 0.303			
D1: Christina NIELSEN		D2: Darryl O'YOUNG					
LAP	SECTOR 1	SECTOR 2	SECTOR 3	LAP TIME	KPH	DIFF	TIME OF DAY
1 - D1	OUTLAP	51.770	45.190				15:57:38.427
2 - D1	40.025	49.933	44.517	2:14.476	150.31	4.148	15:59:52.903
3 - D1	40.068	49.680	44.320	2:14.070	150.77	3.742	16:02:06.973
4 - D1	40.023	49.358	43.434	2:12.816	152.19	2.488	16:04:19.789
5 - D1	40.014	49.385	IN PIT	2:19.129 P	145.28	8.801	16:06:38.918
6 - D1	OUTLAP	51.710	44.295	3:52.487	86.94	1:42.159	16:10:31.406
7 - D1	40.357	49.514	43.336	2:13.208	151.74	2.880	16:12:44.614
8 - D1	39.728	48.964	43.031	2:11.724	153.45	1.396	16:14:56.338
9 - D1	39.735	48.777	43.999	2:12.512	152.54	2.185	16:17:08.851
10 - D1	40.166	49.859	44.116	2:14.143	150.68	3.815	16:19:22.994
11 - D1	39.802	50.723	IN PIT	2:20.469 P	143.90	10.141	16:21:43.463
12 - D2	OUTLAP	49.874	43.577	3:49.096	88.23	1:38.769	16:25:32.560
13 - D2	39.572	48.471	<b>42.447</b>	2:10.491 (2)	154.90	0.163	16:27:43.051
14 - D2	39.666	48.544	42.629	2:10.840 (3)	154.49	0.512	16:29:53.891
<b>15 - D2</b>	<b>39.440</b>	<b>48.136</b>	42.751	<b>2:10.327 (1)</b>	<b>155.10</b>		<b>16:32:04.219</b>
16 - D2	39.689	48.493	IN PIT	2:16.174 P	148.44	5.846	16:34:20.393
17 - D2	OUTLAP	49.740	47.363	3:38.738	92.41	1:28.410	16:37:59.132
18 - D2	41.743	49.486	43.720	2:14.950	149.78	4.622	16:40:14.082

Weather / Track : Bright / Dry

Korea International Circuit  
Circuit Length = 5.615 km  
Start: 15:55 Flag 16:40 End: 16:45

# Blancpain GT World Challenge Asia

## FREE PRACTICE 2 - SECTOR ANALYSIS



SECTOR 1 = FL to I1, SECTOR 2 = I1 to I2, SECTOR 3 = I2 to FL, DIFF = Difference To Personal Best Lap, P = Crossed Finish Line in Pit Lane, D = Time Disallowed

P11 12 GT3S Audi Sport Asia Team Absolute Racing		Audi R8 LMS GT3 2019					
IDEAL LAP TIME : 2:10.126		BEST LAP TIME : 2:10.378					
D1: Weiron TAN		D2: Martin RUMP					
DIFFERENCE : 0.252							
LAP	SECTOR 1	SECTOR 2	SECTOR 3	LAP TIME	KPH	DIFF	TIME OF DAY
1 - D1	OUTLAP	50.709	43.330				15:57:31.825
2 - D1	39.771	49.207	42.495	2:11.474	153.74	1.095	15:59:43.300
3 - D1	39.876	48.873	42.568	2:11.318	153.93	0.939	16:01:54.618
4 - D1	39.554	48.848	43.228	2:11.631	153.56	1.252	16:04:06.250
5 - D1	39.621	48.881	IN PIT	2:14.888	<b>P</b> 149.85	4.509	16:06:21.138
6 - D2	OUTLAP	49.816	42.659	3:56.739	85.38	1:46.361	16:10:17.878
7 - D2	39.802	48.783	42.364	2:10.949	154.36	0.571	16:12:28.828
8 - D2	40.037	48.886	42.912	2:11.835	153.32	1.456	16:14:40.663
9 - D2	39.906	48.543	IN PIT	2:13.864	<b>P</b> 151.00	3.485	16:16:54.527
10 - D1	OUTLAP	48.850	42.424	3:56.132	85.60	1:45.753	16:20:50.660
11 - D1	39.649	49.003	42.615	2:11.268	153.98	0.890	16:23:01.928
12 - D1	39.670	48.674	42.517	2:10.862	154.46	0.483	16:25:12.790
13 - D1	39.622	48.758	<b>42.329</b>	2:10.711	<b>(3)</b> 154.64	0.332	16:27:23.502
14 - D1	39.792	48.619	42.556	2:10.968	154.34	0.589	16:29:34.470
15 - D1	39.593	48.662	IN PIT	2:14.085	<b>P</b> 150.75	3.706	16:31:48.555
16 - D2	OUTLAP	49.226	42.586	3:55.905	85.68	1:45.526	16:35:44.461
<b>17 - D2</b>	<b>39.484</b>	48.479	42.414	<b>2:10.378</b>	<b>(1)</b> <b>155.04</b>		<b>16:37:54.839</b>
18 - D2	39.487	<b>48.312</b>	42.699	2:10.499	<b>(2)</b> 154.89	0.120	16:40:05.339

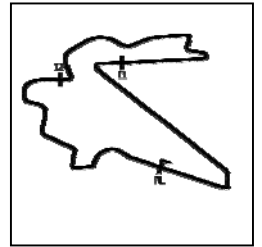
P12 61 GT3PA ABSSA Motorsport		McLaren 720S GT3					
IDEAL LAP TIME : 2:10.704		BEST LAP TIME : 2:10.720					
D1: Piti BHIROMBHAKDI		D2: Keita SAWA					
DIFFERENCE : 0.016							
LAP	SECTOR 1	SECTOR 2	SECTOR 3	LAP TIME	KPH	DIFF	TIME OF DAY
1 - D1	OUTLAP	51.416	IN PIT				15:57:35.899
2 - D1	OUTLAP	52.594	47.021	2:49.001	<b>P</b> 119.60	38.280	16:00:24.901
3 - D1	40.182	53.104	47.571	2:20.857	143.50	10.136	16:02:45.758
4 - D1	40.067	49.984	53.847	2:23.899	140.47	13.178	16:05:09.657
5 - D1	39.926	49.144	44.201	2:13.272	151.67	2.551	16:07:22.929
6 - D1	<b>39.507</b>	48.973	43.258	2:11.739	153.43	1.018	16:09:34.669
7 - D1	39.858	50.235	43.561	2:13.655	151.23	2.934	16:11:48.325
8 - D1	39.689	49.513	43.711	2:12.913	152.08	2.192	16:14:01.238
9 - D1	39.622	49.582	43.620	2:12.826	152.18	2.105	16:16:14.064
10 - D1	40.495	53.946	IN PIT	2:25.161	<b>P</b> 139.25	14.440	16:18:39.226
11 - D2	OUTLAP	48.712	43.033	3:43.367	90.49	1:32.647	16:22:22.594
12 - D2	39.591	48.862	42.946	2:11.400	153.83	0.679	16:24:33.994
<b>13 - D2</b>	39.523	<b>48.427</b>	<b>42.770</b>	<b>2:10.720</b>	<b>(1)</b> <b>154.63</b>		<b>16:26:44.715</b>
14 - D2	39.679	48.534	42.812	2:11.025	<b>(2)</b> 154.27	0.304	16:28:55.740
15 - D2	39.827	48.539	44.981	2:13.347	151.58	2.627	16:31:09.088
16 - D2	39.607	48.513	48.242	2:16.362	148.23	5.642	16:33:25.451
17 - D2	39.586	48.650	43.171	2:11.408	153.82	0.687	16:35:36.859
18 - D2	39.840	48.784	50.182	2:18.806	145.62	8.085	16:37:55.666
19 - D2	39.693	48.763	42.929	2:11.386	<b>(3)</b> 153.85	0.665	16:40:07.053

Weather / Track : Bright / Dry

Korea International Circuit  
Circuit Length = 5.615 km  
Start: 15:55 Flag 16:40 End: 16:45

# Blancpain GT World Challenge Asia

## FREE PRACTICE 2 - SECTOR ANALYSIS



SECTOR 1 = FL to I1, SECTOR 2 = I1 to I2, SECTOR 3 = I2 to FL, DIFF = Difference To Personal Best Lap, P = Crossed Finish Line in Pit Lane, D = Time Disallowed

P13 999 GT3S Audi Sport Asia Team TSRT			Audi R8 LMS GT3 2019				
IDEAL LAP TIME : 2:10.574		BEST LAP TIME : 2:10.741		DIFFERENCE : 0.166			
D1: Weian CHEN		D2: Rahel FREY					
LAP	SECTOR 1	SECTOR 2	SECTOR 3	LAP TIME	KPH	DIFF	TIME OF DAY
1 - D2	OUTLAP	55.051	45.087				15:57:57.926
2 - D2	40.352	50.199	44.949	2:15.501	149.17	4.759	16:00:13.427
3 - D2	40.120	49.693	43.562	2:13.376	151.55	2.634	16:02:26.803
4 - D2	39.796	49.642	43.250	2:12.689	152.34	1.947	16:04:39.493
5 - D2	39.761	49.450	IN PIT	2:17.457 P	147.05	6.716	16:06:56.950
6 - D2	OUTLAP	50.506	43.242	3:44.323	90.11	1:33.582	16:10:41.274
7 - D2	39.665	48.788	42.729	2:11.182	154.09	0.440	16:12:52.456
8 - D2	39.574	48.847	42.566	2:10.988 (2)	154.31	0.246	16:15:03.444
9 - D2	39.604	53.048	IN PIT	2:24.945 P	139.45	14.204	16:17:28.390
10 - D1	OUTLAP	49.198	42.871	4:11.224	80.46	2:00.482	16:21:39.614
11 - D1	39.786	49.418	42.512	2:11.717	153.46	0.975	16:23:51.331
12 - D1	39.777	49.767	42.919	2:12.465	152.59	1.723	16:26:03.797
13 - D1	39.946	49.131	43.379	2:12.458	152.60	1.716	16:28:16.255
14 - D1	<b>39.544</b>	49.271	IN PIT	2:16.184 P	148.43	5.442	16:30:32.439
15 - D1	OUTLAP	48.909	43.442	4:14.305	79.48	2:03.564	16:34:46.744
16 - D1	39.802	49.253	43.416	2:12.472	152.59	1.730	16:36:59.217
17 - D1	39.670	48.909	42.413	2:10.992 (3)	154.31	0.251	16:39:10.209
<b>18 - D1</b>	39.711	<b>48.770</b>	<b>42.260</b>	<b>2:10.741 (1)</b>	<b>154.61</b>		<b>16:41:20.951</b>

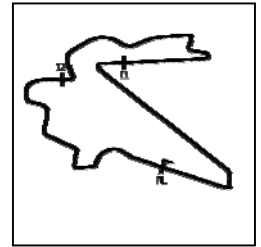
P14 911 GT3S Absolute Racing			Porsche 911 GT3 R				
IDEAL LAP TIME : 2:10.477		BEST LAP TIME : 2:10.857		DIFFERENCE : 0.380			
D1: Tanart SATHIENTHIRAKUI		D2: Philip HAMPRECHT					
LAP	SECTOR 1	SECTOR 2	SECTOR 3	LAP TIME	KPH	DIFF	TIME OF DAY
1 - D2	OUTLAP	53.051	IN PIT				15:57:42.043
2 - D2	OUTLAP	55.031	43.479	3:06.875	108.16	56.017	16:00:48.919
3 - D2	39.916	49.367	43.819	2:13.103	151.86	2.245	16:03:02.022
4 - D2	39.831	48.562	45.143	2:13.538	151.37	2.680	16:05:15.561
<b>5 - D2</b>	39.674	48.308	42.874	<b>2:10.857 (1)</b>	<b>154.47</b>		<b>16:07:26.418</b>
6 - D2	39.703	<b>48.282</b>	IN PIT	2:16.098 P	148.52	5.240	16:09:42.517
7 - D2	OUTLAP	48.656	<b>42.565</b>	3:48.057	88.63	1:37.199	16:13:30.574
8 - D2	39.646	48.492	IN PIT	2:17.396 P	147.12	6.538	16:15:47.970
9 - D1	OUTLAP	51.375	IN PIT	4:02.846 P	83.23	1:51.988	16:19:50.816
10 - D1	OUTLAP	48.917	43.374	3:01.251	111.52	50.394	16:22:52.068
11 - D1	39.809	49.027	43.348	2:12.184	152.92	1.326	16:25:04.253
12 - D1	40.049	48.970	42.951	2:11.971	153.16	1.113	16:27:16.224
13 - D1	<b>39.629</b>	48.561	43.634	2:11.825	153.33	0.967	16:29:28.049
14 - D1	39.683	48.521	43.148	2:11.354 (3)	153.88	0.496	16:31:39.403
15 - D1	39.819	48.474	42.824	2:11.118 (2)	154.16	0.260	16:33:50.522
16 - D1	40.652	48.485	44.080	2:13.218	151.73	2.360	16:36:03.740
17 - D1	40.078	48.762	43.333	2:12.173	152.93	1.315	16:38:15.913
18 - D1	39.668	48.700	43.287	2:11.655	153.53	0.798	16:40:27.569

Weather / Track : Bright / Dry

Korea International Circuit  
Circuit Length = 5.615 km  
Start: 15:55 Flag 16:40 End: 16:45

# Blancpain GT World Challenge Asia

## FREE PRACTICE 2 - SECTOR ANALYSIS



SECTOR 1 = FL to I1, SECTOR 2 = I1 to I2, SECTOR 3 = I2 to FL, DIFF = Difference To Personal Best Lap, P = Crossed Finish Line in Pit Lane, D = Time Disallowed

P15 51 GT3AM AMAC Motorsport				Lamborghini Huracan GT3 EVO			
IDEAL LAP TIME : 2:11.295		BEST LAP TIME : 2:11.343		DIFFERENCE : 0.047			
D1: Andrew MACPHERSON		D2: William Ben PORTER					
LAP	SECTOR 1	SECTOR 2	SECTOR 3	LAP TIME	KPH	DIFF	TIME OF DAY
1 - D1	OUTLAP	55.317	49.234				15:57:52.063
2 - D1	42.045	52.852	48.083	2:22.981	141.37	11.638	16:00:15.045
3 - D1	42.760	53.582	48.535	2:24.878	139.52	13.535	16:02:39.924
4 - D1	42.201	53.439	47.815	2:23.455	140.90	12.112	16:05:03.379
5 - D1	41.706	53.327	48.074	2:23.108	141.24	11.765	16:07:26.487
6 - D1	41.859	52.599	48.716	2:23.174	141.18	11.831	16:09:49.662
7 - D1	41.677	52.044	46.514	2:20.236	144.14	8.893	16:12:09.898
8 - D1	41.014	52.015	47.240	2:20.270	144.10	8.927	16:14:30.169
9 - D1	40.916	51.486	46.395	2:18.798	145.63	7.455	16:16:48.967
10 - D1	41.142	51.378	IN PIT	2:24.739 P	139.65	13.396	16:19:13.706
11 - D2	OUTLAP	49.872	45.600	3:47.235	88.95	1:35.892	16:23:00.942
12 - D2	42.479	49.457	44.145	2:16.081	148.54	4.738	16:25:17.024
13 - D2	40.931	49.796	43.866	2:14.594	150.18	3.251	16:27:31.618
14 - D2	40.355	49.295	44.012	2:13.663	151.23	2.320	16:29:45.282
15 - D2	40.563	48.662	43.163	2:12.389 (2)	152.68	1.046	16:31:57.671
16 - D2	40.078	<b>48.474</b>	<b>42.789</b>	<b>2:11.343 (1)</b>	<b>153.90</b>		<b>16:34:09.014</b>
17 - D2	<b>40.031</b>	48.622	44.362	2:13.016	151.96	1.673	16:36:22.030
18 - D2	40.151	49.541	45.520	2:15.212	149.49	3.869	16:38:37.243
19 - D2	40.422	48.912	43.625	2:12.959 (3)	152.03	1.616	16:40:50.202

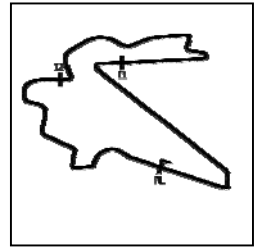
P16 666 GT3PA Vincenzo Sospiri Racing				Lamborghini Huracán GT3 EVO			
IDEAL LAP TIME : 2:11.275		BEST LAP TIME : 2:12.318		DIFFERENCE : 1.042			
D1: Alex AU		D2: Frederik SCHANDORFF					
LAP	SECTOR 1	SECTOR 2	SECTOR 3	LAP TIME	KPH	DIFF	TIME OF DAY
1 - D2	OUTLAP	50.770	45.026				15:57:51.764
2 - D2	39.836	49.078	43.474	2:12.389 (3)	152.68	0.070	16:00:04.153
3 - D2	40.136	<b>48.776</b>	44.000	2:12.912	152.08	0.594	16:02:17.065
4 - D2	39.748	48.779	43.790	<b>2:12.318 (1)</b>	<b>152.76</b>		<b>16:04:29.384</b>
5 - D2	39.696	49.120	44.016	2:12.832	152.17	0.514	16:06:42.216
6 - D2	39.807	48.998	IN PIT	2:16.187 P	148.42	3.869	16:08:58.404
7 - D2	OUTLAP	48.884	43.204	4:55.556	68.39	2:43.238	16:13:53.961
8 - D2	<b>39.499</b>	48.963	IN PIT	2:14.895 P	149.84	2.577	16:16:08.856
9 - D2	OUTLAP	48.957	43.446	5:09.565	65.29	2:57.246	16:21:18.421
10 - D2	39.805	49.512	44.597	2:13.914	150.94	1.596	16:23:32.335
11 - D2	39.866	48.837	IN PIT	2:15.138 P	149.57	2.820	16:25:47.474
12 - D1	OUTLAP	50.164	44.222	4:20.039	77.73	2:07.721	16:30:07.514
13 - D1	40.113	50.282	43.099	2:13.494	151.42	1.176	16:32:21.008
14 - D1	39.953	49.389	<b>42.999</b>	2:12.342 (2)	152.74	0.024	16:34:33.351
15 - D1	39.639	52.371	50.010	2:22.020	142.33	9.702	16:36:55.371
16 - D1	39.880	49.317	IN PIT	2:19.048 P	145.37	6.729	16:39:14.420
17 - D1	OUTLAP	53.382	IN PIT	2:47.307 P	120.81	34.989	16:42:01.727

Weather / Track : Bright / Dry

Korea International Circuit  
Circuit Length = 5.615 km  
Start: 15:55 Flag 16:40 End: 16:45

# Blancpain GT World Challenge Asia

## FREE PRACTICE 2 - SECTOR ANALYSIS



SECTOR 1 = FL to I1, SECTOR 2 = I1 to I2, SECTOR 3 = I2 to FL, DIFF = Difference To Personal Best Lap, P = Crossed Finish Line in Pit Lane, D = Time Disallowed

P17 128 GT3AM Vattana Motorsport				Lamborghini Huracan GT3 EVO			
IDEAL LAP TIME : 2:12.731		BEST LAP TIME : 2:13.147		DIFFERENCE : 0.416			
D1: Chonsawat ASAVAHAME		D2: Akihiro ASAI					
LAP	SECTOR 1	SECTOR 2	SECTOR 3	LAP TIME	KPH	DIFF	TIME OF DAY
1 - D2	OUTLAP		45.275				15:58:01.266
2 - D2	41.074	50.207	45.572	2:16.853	147.70	3.705	16:00:18.120
3 - D2	40.698	50.416	44.979	2:16.094 (3)	148.52	2.946	16:02:34.214
4 - D2	40.924	49.570	<b>43.625</b>	2:14.119 (2)	150.71	0.971	16:04:48.334
<b>5 - D2</b>	<b>40.142</b>	<b>48.963</b>	44.041	<b>2:13.147 (1)</b>	<b>151.81</b>		<b>16:07:01.482</b>
6 - D2	41.372	50.060	IN PIT	2:21.251 P	143.10	8.103	16:09:22.733
7 - D1	OUTLAP	50.731	45.245	4:35.250	73.43	2:22.102	16:13:57.984
8 - D1	40.367	51.021	1:04.617	2:36.006	129.57	22.858	16:16:33.991
9 - D1	40.609	50.737	48.741	2:20.087	144.29	6.940	16:18:54.079
10 - D1	41.140	52.227	46.627	2:19.995	144.39	6.847	16:21:14.074
11 - D1	40.980	51.507	45.614	2:18.102	146.36	4.955	16:23:32.176
12 - D1	41.250	51.008	51.534	2:23.793	140.57	10.645	16:25:55.970
13 - D1	43.111	52.535	IN PIT	2:32.714 P	132.36	19.566	16:28:28.684
14 - D1	OUTLAP	51.327	45.401	4:14.273	79.49	2:01.125	16:32:42.957
15 - D1		52.023	48.305	7:13.342	46.64	5:00.194	16:39:56.300
16 - D1	41.874	58.947	48.499	2:29.320	135.37	16.172	16:42:25.620

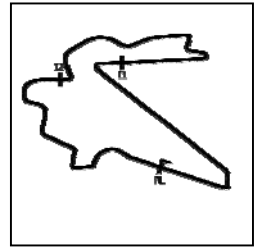
P18 81 GT4AM BMW Team Studie				BMW M4 GT4			
IDEAL LAP TIME : 2:23.014		BEST LAP TIME : 2:23.508		DIFFERENCE : 0.494			
D1: Takayuki KINOSHITA		D2: Sunako JUKUCHOU					
LAP	SECTOR 1	SECTOR 2	SECTOR 3	LAP TIME	KPH	DIFF	TIME OF DAY
1 - D2	OUTLAP	55.516	48.610				15:58:16.518
<b>2 - D2</b>	43.427	53.302	<b>46.778</b>	<b>2:23.508 (1)</b>	<b>140.85</b>		<b>16:00:40.027</b>
3 - D2	43.548	53.771	48.086	2:25.406	139.01	1.898	16:03:05.434
4 - D2	43.490	53.964	IN PIT	2:30.016 P	134.74	6.507	16:05:35.450
5 - D1	OUTLAP	54.272	51.251	4:16.160	78.91	1:52.652	16:09:51.610
6 - D1	43.888	53.711	48.031	2:25.631	138.80	2.123	16:12:17.242
7 - D1	43.205	53.937	48.261	2:25.404	139.01	1.896	16:14:42.647
8 - D1	43.509	53.763	47.641	2:24.914	139.48	1.405	16:17:07.561
9 - D1	43.381	54.620	IN PIT	2:34.273 P	131.02	10.764	16:19:41.834
10 - D1	OUTLAP	58.440	52.455	4:19.803	77.80	1:56.294	16:24:01.637
11 - D1	43.171	53.229	48.456	2:24.857	139.54	1.349	16:26:26.495
12 - D1	<b>43.115</b>	53.207	48.492	2:24.815	139.58	1.307	16:28:51.310
13 - D1	45.854	57.626	50.585	2:34.066	131.20	10.558	16:31:25.377
14 - D1	43.513	<b>53.121</b>	47.851	2:24.485	139.90	0.977	16:33:49.862
15 - D1	43.245	53.211	47.709	2:24.165 (2)	140.21	0.656	16:36:14.028
16 - D1	43.634	53.882	50.592	2:28.109	136.48	4.600	16:38:42.137
17 - D1	43.318	53.340	47.605	2:24.263 (3)	140.11	0.755	16:41:06.401

Weather / Track : Bright / Dry

Korea International Circuit  
Circuit Length = 5.615 km  
Start: 15:55 Flag 16:40 End: 16:45

# Blancpain GT World Challenge Asia

## FREE PRACTICE 2 - SECTOR ANALYSIS



SECTOR 1 = FL to I1, SECTOR 2 = I1 to I2, SECTOR 3 = I2 to FL, DIFF = Difference To Personal Best Lap, P = Crossed Finish Line in Pit Lane, D = Time Disallowed

P19 199 GT4AM Team iRace.Win				Mercedes-AMG GT4			
IDEAL LAP TIME : 2:23.380		BEST LAP TIME : 2:24.445		DIFFERENCE : 1.065			
D1: Keo CHANG		D2: Joe CHI					
LAP	SECTOR 1	SECTOR 2	SECTOR 3	LAP TIME	KPH	DIFF	TIME OF DAY
1 - D2	OUTLAP	58.024	49.160				15:58:22.303
2 - D2	44.281	54.220	48.258	2:26.759	137.73	2.313	16:00:49.062
3 - D2	43.398	53.786	47.807	2:24.992 (2)	139.41	0.547	16:03:14.055
4 - D2	<b>43.350</b>	<b>53.297</b>	1:06.697	2:43.345	123.75	18.899	16:05:57.400
5 - D2	43.737	53.364	47.929	2:25.032 (3)	139.37	0.586	16:08:22.432
6 - D2	43.351	53.983	IN PIT	2:29.786 P	134.95	5.341	16:10:52.219
7 - D1	OUTLAP	56.228	47.412	3:58.751	84.66	1:34.306	16:14:50.971
8 - D1	44.574	57.302	48.860	2:30.737	134.10	6.292	16:17:21.708
9 - D1	44.192	54.148	48.150	2:26.490	137.98	2.045	16:19:48.199
10 - D1	43.871	53.946	47.411	2:25.229	139.18	0.784	16:22:13.428
11 - D1	44.525	54.217	47.203	2:25.946	138.50	1.501	16:24:39.375
12 - D1	44.175	54.352	47.154	2:25.682	138.75	1.237	16:27:05.058
13 - D1	43.756	53.791	49.011	2:26.559	137.92	2.113	16:29:31.617
14 - D1	44.150	53.986	47.340	2:25.477	138.94	1.031	16:31:57.094
15 - D1	44.030	54.062	47.910	2:26.003	138.44	1.558	16:34:23.097
<b>16 - D1</b>	43.910	53.802	<b>46.732</b>	<b>2:24.445 (1)</b>	<b>139.94</b>		<b>16:36:47.543</b>
17 - D1	47.670	1:02.681	IN PIT	2:47.599 P	120.60	23.153	16:39:35.142

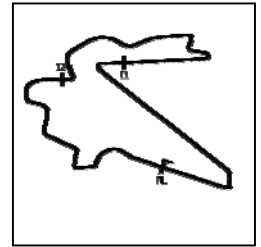
P20 77 GT4AM Craft-Bamboo Racing				Mercedes-AMG GT4			
IDEAL LAP TIME : 2:24.718		BEST LAP TIME : 2:24.913		DIFFERENCE : 0.195			
D1: Frank YU		D2: Richard WEE					
LAP	SECTOR 1	SECTOR 2	SECTOR 3	LAP TIME	KPH	DIFF	TIME OF DAY
1 - D1	OUTLAP	57.478	49.260				15:58:12.598
2 - D1	44.095	54.245	47.938	2:26.279	138.18	1.365	16:00:38.877
3 - D1	45.289	54.542	47.947	2:27.779	136.78	2.865	16:03:06.656
4 - D1	43.672	54.502	47.802	2:25.976	138.47	1.062	16:05:32.633
5 - D1	43.845	54.319	47.367	2:25.531 (2)	138.89	0.617	16:07:58.164
6 - D1	43.637	55.720	48.260	2:27.619	136.93	2.705	16:10:25.784
7 - D1	43.798	54.271	IN PIT	2:36.787 P	128.92	11.873	16:13:02.571
8 - D2	OUTLAP	58.991	49.654	5:39.294	59.57	3:14.380	16:18:41.865
9 - D2	44.209	54.873	48.811	2:27.894	136.67	2.980	16:21:09.759
10 - D2	44.492	56.709	49.509	2:30.711	134.12	5.797	16:23:40.471
11 - D2	44.275	56.067	51.329	2:31.672	133.27	6.758	16:26:12.143
12 - D2	<b>43.526</b>	55.005	50.866	2:29.398	135.30	4.484	16:28:41.541
13 - D2	43.814	54.732	51.248	2:29.796	134.94	4.882	16:31:11.337
14 - D2	43.583	55.115	48.107	2:26.807	137.69	1.893	16:33:38.144
15 - D2	43.671	54.233	47.705	2:25.611 (3)	138.82	0.697	16:36:03.755
<b>16 - D2</b>	43.721	<b>54.175</b>	<b>47.017</b>	<b>2:24.913 (1)</b>	<b>139.48</b>		<b>16:38:28.669</b>
17 - D2	46.115	57.264	IN PIT	2:39.641 P	126.62	14.727	16:41:08.311

Weather / Track : Bright / Dry

Korea International Circuit  
Circuit Length = 5.615 km  
Start: 15:55 Flag 16:40 End: 16:45

# Blancpain GT World Challenge Asia

## FREE PRACTICE 2 - SECTOR ANALYSIS



SECTOR 1 = FL to I1, SECTOR 2 = I1 to I2, SECTOR 3 = I2 to FL, DIFF = Difference To Personal Best Lap, P = Crossed Finish Line in Pit Lane, D = Time Disallowed

P21 111 GT4AM Team iRace.Win				Mercedes-AMG GT4			
IDEAL LAP TIME : 2:24.534		BEST LAP TIME : 2:25.079		DIFFERENCE : 0.545			
D1: Ringo CHONG		D2: Setiawan SANTOSO					
LAP	SECTOR 1	SECTOR 2	SECTOR 3	LAP TIME	KPH	DIFF	TIME OF DAY
1 - D2	OUTLAP	58.846	55.716				15:58:38.640
2 - D2	44.481	55.578	48.675	2:28.734	135.90	3.655	16:01:07.375
3 - D2	43.956	55.665	48.471	2:28.092	136.49	3.012	16:03:35.467
4 - D2	43.748	54.704	48.075	2:26.528	137.95	1.448	16:06:01.996
5 - D2	43.706	54.530	48.034	2:26.271	138.19	1.192	16:08:28.268
6 - D2	44.912	55.684	48.378	2:28.975	135.68	3.895	16:10:57.243
7 - D2	43.877	54.663	48.667	2:27.208	137.31	2.128	16:13:24.452
8 - D2	43.628	55.894	<b>47.682</b>	2:27.205	137.31	2.125	16:15:51.657
9 - D2	44.016	54.249	IN PIT	2:33.035	<b>P</b> 132.08	7.956	16:18:24.693
10 - D1	OUTLAP	54.834	48.989	4:21.592	77.27	1:56.512	16:22:46.285
11 - D1	43.561	54.356	48.725	2:26.643	137.84	1.563	16:25:12.929
12 - D1	43.417	53.937	48.435	2:25.790	<b>(2)</b> 138.65	0.710	16:27:38.719
13 - D1	<b>43.289</b>	54.327	48.624	2:26.241	138.22	1.161	16:30:04.961
14 - D1	43.595	54.230	48.853	2:26.680	137.80	1.600	16:32:31.641
15 - D1	43.488	54.100	48.388	2:25.977	<b>(3)</b> 138.47	0.898	16:34:57.619
<b>16 - D1</b>	43.460	<b>53.562</b>	48.057	<b>2:25.079</b>	<b>(1)</b> <b>139.33</b>		<b>16:37:22.699</b>
17 - D1	44.544	54.392	50.313	2:29.251	135.43	4.171	16:39:51.950
18 - D1	43.983	59.138	IN PIT	2:53.334	<b>P</b> 116.61	28.254	16:42:45.284

P22 75 GT3PA T2 Motorsports				Ferrari 488 GT3			
IDEAL LAP TIME :		BEST LAP TIME :		DIFFERENCE :			
D1: David TJIPTOBIANTORO		D2: Rio HARYANTO					
LAP	SECTOR 1	SECTOR 2	SECTOR 3	LAP TIME	KPH	DIFF	TIME OF DAY
<b>1 - D1</b>	<b>OUTLAP</b>	<b>58.326</b>	<b>IN PIT</b>		<b>P</b>		<b>16:10:20.743</b>
2 - D1	<b>OUTLAP</b>	1:02.376	<b>IN PIT</b>	11:57.735	<b>P</b> 28.16		16:22:18.479

# Blancpain GT World Challenge Asia

## FREE PRACTICE 2 - BEST SECTORS

SECTOR 1				SECTOR 2				SECTOR 3				IDEAL / BEST COMPARISON			
POS	NO	NAME	TIME	NO	NAME	TIME	NO	NAME	TIME	POS	NO	NAME	IDEAL	BEST	DIFF
													<b>PERFECT LAP</b>	<b>2:08.109</b>	
1	888	Triple Eight Race Er	38.960	888	Triple Eight Race Er	47.390	888	Triple Eight Race Er	41.759	1	888	Triple Eight Race Eng	2:08.109	2:08.425	0.315
2	27	HubAuto Corsa	39.252	97	Solite Indigo Racing	47.761	97	Solite Indigo Racing	41.884	2	27	HubAuto Corsa	2:09.172	2:09.348	0.176
3	910	JRM	39.304	27	HubAuto Corsa	47.862	88	Craft-Bamboo Racir	42.055	3	97	Solite Indigo Racing	2:09.281	2:09.326	0.044
4	918	Panther/AAS Motors	39.310	88	Craft-Bamboo Racir	47.937	27	HubAuto Corsa	42.058	4	88	Craft-Bamboo Racing	2:09.562	2:09.562	0.000
5	13	Audi Sport Asia Tea	39.336	910	JRM	48.097	13	Audi Sport Asia Tea	42.126	5	910	JRM	2:09.600	2:09.633	0.033
6	99	Craft-Bamboo Racir	39.440	99	Craft-Bamboo Racir	48.136	912	Absolute Racing	42.182	6	13	Audi Sport Asia Team	2:09.835	2:10.107	0.271
7	12	Audi Sport Asia Tea	39.484	918	Panther/AAS Motors	48.167	910	JRM	42.197	7	918	Panther/AAS Motors	2:09.997	2:10.262	0.264
8	666	Vincenzo Sospiri Ra	39.499	911	Absolute Racing	48.282	999	Audi Sport Asia Tea	42.260	8	99	Craft-Bamboo Racing	2:10.024	2:10.327	0.303
9	61	ABSSA Motorsport	39.507	55	Craft-Bamboo Racir	48.311	55	Craft-Bamboo Racir	42.269	9	12	Audi Sport Asia Team	2:10.126	2:10.378	0.252
10	999	Audi Sport Asia Tea	39.544	12	Audi Sport Asia Tea	48.312	12	Audi Sport Asia Tea	42.329	10	55	Craft-Bamboo Racing	2:10.164	2:10.232	0.067
11	912	Absolute Racing	39.545	13	Audi Sport Asia Tea	48.372	99	Craft-Bamboo Racir	42.447	11	912	Absolute Racing	2:10.233	2:10.233	0.000
12	88	Craft-Bamboo Racir	39.570	61	ABSSA Motorsport	48.427	918	Panther/AAS Motors	42.520	12	911	Absolute Racing	2:10.477	2:10.857	0.380
13	55	Craft-Bamboo Racir	39.583	51	AMAC Motorsport	48.474	911	Absolute Racing	42.565	13	999	Audi Sport Asia Team	2:10.574	2:10.741	0.166
14	911	Absolute Racing	39.629	912	Absolute Racing	48.505	61	ABSSA Motorsport	42.770	14	61	ABSSA Motorsport	2:10.704	2:10.720	0.016
15	97	Solite Indigo Racing	39.635	999	Audi Sport Asia Tea	48.770	51	AMAC Motorsport	42.789	15	666	Vincenzo Sospiri Raci	2:11.275	2:12.318	1.042
16	51	AMAC Motorsport	40.031	666	Vincenzo Sospiri Ra	48.776	666	Vincenzo Sospiri Ra	42.999	16	51	AMAC Motorsport	2:11.295	2:11.343	0.047
17	128	Vattana Motorsport	40.142	128	Vattana Motorsport	48.963	128	Vattana Motorsport	43.625	17	128	Vattana Motorsport	2:12.731	2:13.147	0.416
18	81	BMW Team Studie	43.115	81	BMW Team Studie	53.121	199	Team iRace.Win	46.732	18	81	BMW Team Studie	2:23.014	2:23.508	0.494
19	111	Team iRace.Win	43.289	199	Team iRace.Win	53.297	81	BMW Team Studie	46.778	19	199	Team iRace.Win	2:23.380	2:24.445	1.065
20	199	Team iRace.Win	43.350	111	Team iRace.Win	53.562	77	Craft-Bamboo Racir	47.017	20	111	Team iRace.Win	2:24.534	2:25.079	0.545
21	77	Craft-Bamboo Racir	43.526	77	Craft-Bamboo Racir	54.175	111	Team iRace.Win	47.682	21	77	Craft-Bamboo Racing	2:24.718	2:24.913	0.195
22				75	T2 Motorsports	58.326				22	75	T2 Motorsports			

Weather / Track : Bright / Dry

Korea International Circuit  
Circuit Length = 5.615 km  
Start: 15:55 Flag 16:40 End: 16:45

Results can be found at [www.tsl-timing.com](http://www.tsl-timing.com)

Printed - 16:52 Friday, 02 August 2019



# Blancpain GT World Challenge Asia

## FREE PRACTICE 2 - DRIVER STATISTICS

POS	NO	CL	PIC	TEAM / DRIVERS	CAR	LAPS	RACE TIME	%	BEST	ON	KPH
1	888	GT3PA	1	Triple Eight Race Engineering Australia HH Prince Abdul Rahman IBRAHIM (MYS), Shane Van GISBERGEN (NZL)	Mercedes-AMG GT3	19	<b>45:42.393</b>				
						8	22:18.137	48.79	2:14.601	7	150.17
						10	21:54.204	47.92	2:08.425	16	157.39
2	97	GT3S	1	Solite Indigo Racing (KOR) Roelof BRUINS (KOR) Manuel METZGER (DEU)	Mercedes-AMG GT3	18	<b>45:04.679</b>				
						6	13:03.909	28.98	2:09.326	16	156.30
						11	27:51.378	61.80	2:09.833	11	155.69
3	27	GT3S	2	HubAuto Corsa (TPE) Marcos GOMES (BRA) Yuya SAKAMOTO (JPN)	Ferrari 488 GT3	19	<b>43:56.330</b>				
						7	19:31.169	44.42	2:09.348	6	156.27
						11	24:25.161	55.58	2:10.686	18	154.67
4	88	GT3PA	2	Craft-Bamboo Racing (HKG) Jeffrey LEE (TPE) Maxi GOETZ (DEU)	Mercedes-AMG GT3	16	<b>40:07.526</b>				
						11	29:39.047	73.90	2:14.274	7	150.54
						4	8:54.572	22.20	2:09.562	15	156.01
5	910	GT3PA	3	JRM (CHN) LIU (CHN) Chris VAN DER DRIFT (NZL)	Porsche 911 GT3 R	17	<b>44:08.495</b>				
						12	26:33.096	60.15	2:10.185	12	155.27
						4	15:55.760	36.09	2:09.633	3	155.93
6	13	GT3PA	4	Audi Sport Asia Team Absolute Racing Jingzu SUN (CHN) Congfu CHENG (CHN)	Audi R8 LMS GT3 2019	18	<b>44:49.574</b>				
						8	18:13.404	40.65	2:14.368	17	150.43
						9	24:21.028	54.32	2:10.107	7	155.36
7	55	GT3PA	5	Craft-Bamboo Racing (HKG) Daniel AU (SGP) Melvin MOH (MYS)	Mercedes-AMG GT3	18	<b>46:24.737</b>				
						7	24:01.107	51.75	2:35.290	7	130.16
						10	22:23.629	48.25	2:10.232	15	155.21
8	912	GT3S	3	Absolute Racing (CHN) Yuan BO (CHN) Leo Ye HONGLI (CHN)	Porsche 911 GT3 R	19	<b>46:59.106</b>				
						10	22:54.891	48.77	2:12.200	18	152.90
						8	22:09.513	47.16	2:10.233	8	155.21
9	918	GT3PA	6	Panther/AAS Motorsport (CHN) Vutthikom INTHRAPHUVASAK (THA) Alexandre IMPERATORI (CHE)	Porsche 911 GT3 R	18	<b>46:47.404</b>				
						8	17:42.301	37.84	2:11.374	17	153.86
						9	23:28.825	50.18	2:10.262	9	155.17
10	99	GT3S	4	Craft-Bamboo Racing (HKG) Christina NIELSEN (DNK) Darryl O'YOUNG (HKG)	Mercedes-AMG GT3	18	<b>44:54.621</b>				
						10	26:24.174	58.79	2:11.724	8	153.45
						7	15:33.443	34.64	2:10.327	15	155.10
11	12	GT3S	5	Audi Sport Asia Team Absolute Racing Weiron TAN (MYS) Martin RUMP (EST)	Audi R8 LMS GT3 2019	18	<b>44:52.885</b>				
						10	27:47.668	61.93	2:10.711	13	154.64
						7	17:05.216	38.07	2:10.378	17	155.04
12	61	GT3PA	7	ABSSA Motorsport (JPN) Piti BHIROMBHAKDI (THA) Keita SAWA (JPN)	McLaren 720S GT3	19	<b>44:56.689</b>				
						9	24:36.032	54.73	2:11.739	6	153.43
						9	19:54.768	44.31	2:10.720	13	154.63
13	999	GT3S	6	Audi Sport Asia Team TSRT (CHN) Weian CHEN (CHN) Rahel FREY (CHE)	Audi R8 LMS GT3 2019	18	<b>45:50.511</b>				
						9	19:50.393	43.28	2:10.741	18	154.61
						8	22:25.621	48.92	2:10.988	8	154.31
14	911	GT3S	7	Absolute Racing (CHN) Tanart SATHIENTHIRAKUL (THA) Philip HAMPRECHT (DEU)	Porsche 911 GT3 R	18	<b>45:10.901</b>				
						10	22:09.531	49.04	2:11.118	15	154.16
						7	19:42.165	43.61	2:10.857	5	154.47
15	51	GT3AM	1	AMAC Motorsport (AUS) Andrew MACPHERSON (AUS) William Ben PORTER (AUS)	Lamborghini Huracan GT3 EVO	19	<b>45:27.488</b>				
						9	25:21.284	55.78	2:18.798	9	145.63
						9	20:06.203	44.22	2:11.343	16	153.90
16	666	GT3PA	8	Vincenzo Sospiri Racing (ITA) Alex AU (HKG) Frederik SCHANDORFF (DNK)	Lamborghini Huracán GT3 EVO	17	<b>46:28.676</b>				
						6	13:50.339	29.78	2:12.342	14	152.74
						10	26:28.180	56.95	2:12.318	4	152.76
17	128	GT3AM	2	Vattana Motorsport (THA) Chonsawat ASAVAHAME (THA) Akihiro ASAI (JPN)	Lamborghini Huracan GT3 EVO	16	<b>46:45.509</b>				
						10	28:49.086	61.63	2:18.102	11	146.36
						5	15:58.654	34.17	2:13.147	5	151.81
18	81	GT4AM	1	BMW Team Studie (JPN) Takayuki KINOSHITA (JPN) Sunako JUKUCHOU (JPN)	BMW M4 GT4	17	<b>45:18.856</b>				
						13	31:56.767	70.50	2:24.165	15	140.21
						3	11:35.719	25.59	2:23.508	2	140.85
19	199	GT4AM	2	Team iRace.Win (TPE) Keo CHANG (TPE) Joe CHI (TPE)	Mercedes-AMG GT4	17	<b>43:46.106</b>				
						11	27:11.821	62.14	2:24.445	16	139.94
						5	16:34.285	37.86	2:24.992	3	139.41

Korea International Circuit

Circuit Length = 5.615 km

Start: 15:55 Flag 16:40 End: 16:45

Weather / Track : Bright / Dry

## Blancpain GT World Challenge Asia

### FREE PRACTICE 2 - DRIVER STATISTICS

POS	NO	CL	PIC	TEAM / DRIVERS	CAR	LAPS	RACE TIME	%	BEST	ON	KPH
20	77	GT4AM	3	Craft-Bamboo Racing (HKG)	Mercedes-AMG GT4	17	<b>45:29.876</b>				
				Frank YU (HKG)		6	20:29.787	45.05	2:25.531	5	138.89
				Richard WEE (SGP)		10	25:00.088	54.95	2:24.913	16	139.48
21	111	GT4AM	4	Team iRace.Win (TPE)	Mercedes-AMG GT4	18	<b>46:52.144</b>				
				Ringo CHONG (SGP)		9	22:26.571	47.88	2:25.079	16	139.33
				Seliawan SANTOSO (IDN)		8	24:25.573	52.12	2:26.271	5	138.19
22	75	GT3PA	9	T2 Motorsports (SGP)	Ferrari 488 GT3	2	<b>14:35.724</b>				
				David TJIPTOBIANTORO (IDN)		1	5:25.008	37.11			0
				Rio HARYANTO (IDN)		0	0.000	0.00			0

Weather / Track : Bright / Dry

Results can be found at [www.tsl-timing.com](http://www.tsl-timing.com)

Page 2 of 2

Korea International Circuit  
 Circuit Length = 5.615 km  
 Start: 15:55 Flag 16:40 End: 16:45

Printed - 16:52 Friday, 02 August 2019

# Blancpain GT World Challenge Asia

## FREE PRACTICE 2 - PIT STOP ANALYSIS

<b>P1 888 GT3PA Triple Eight Race Engineering Australia Mercedes-AMG GT3</b>							
D1: HH Prince Abdul Rahman IBR/ Total Stint: 8 Laps - 22:18.137 (48.79%)				Best Lap: 2:14.601 On Lap 7 @ 150.17 kph			
D2: Shane Van GISBERGEN Total Stint: 10 Laps - 21:54.204 (47.92%)				Best Lap: 2:08.425 On Lap 16 @ 157.39 kph			
STOP	IN TIME	DRIVER IN	STINT TIME	STOP TIME	TOTAL STOP TIME	OUT TIME	DRIVER OUT
1 -	16:16:22.833	HH Prince Abdul Rahman	20:48.289	1:29.847	1:29.847	16:17:52.681	Shane Van GISBERGEN
2 -	16:26:37.301	Shane Van GISBERGEN	8:44.619	1:30.051	2:59.899	16:28:07.352	Shane Van GISBERGEN
3 -	16:41:16.937	Shane Van GISBERGEN					
<b>P2 97 GT3S Solite Indigo Racing Mercedes-AMG GT3</b>							
D1: Roelof BRUINS Total Stint: 6 Laps - 13:03.909 (28.98%)				Best Lap: 2:09.326 On Lap 16 @ 156.30 kph			
D2: Manuel METZGER Total Stint: 11 Laps - 27:51.378 (61.8%)				Best Lap: 2:09.833 On Lap 11 @ 155.69 kph			
STOP	IN TIME	DRIVER IN	STINT TIME	STOP TIME	TOTAL STOP TIME	OUT TIME	DRIVER OUT
1 -	16:06:06.307	Manuel METZGER	11:00.307	1:30.920	1:30.920	16:07:37.227	Manuel METZGER
2 -	16:16:24.715	Manuel METZGER	8:47.488	1:30.856	3:01.776	16:17:55.571	Manuel METZGER
3 -	16:24:28.155	Manuel METZGER	6:32.583	1:30.998	4:32.775	16:25:59.154	Roelof BRUINS
4 -	16:36:54.078	Roelof BRUINS	10:54.923	1:07.615	5:40.390	16:38:01.693	Roelof BRUINS
-	Finish	Roelof BRUINS	2:08.985				
<b>P3 27 GT3S HubAuto Corsa Ferrari 488 GT3</b>							
D1: Marcos GOMES Total Stint: 7 Laps - 19:31.169 (44.42%)				Best Lap: 2:09.348 On Lap 6 @ 156.27 kph			
D2: Yuya SAKAMOTO Total Stint: 11 Laps - 24:25.161 (55.58%)				Best Lap: 2:10.686 On Lap 18 @ 154.67 kph			
STOP	IN TIME	DRIVER IN	STINT TIME	STOP TIME	TOTAL STOP TIME	OUT TIME	DRIVER OUT
1 -	16:13:23.201	Marcos GOMES	17:53.713	1:37.456	1:37.456	16:15:00.658	Yuya SAKAMOTO
2 -	16:39:25.819	Yuya SAKAMOTO					
<b>P4 88 GT3PA Craft-Bamboo Racing Mercedes-AMG GT3</b>							
D1: Jeffrey LEE Total Stint: 11 Laps - 29:39.047 (73.9%)				Best Lap: 2:14.274 On Lap 7 @ 150.54 kph			
D2: Maxi GOETZ Total Stint: 4 Laps - 8:54.572 (22.2%)				Best Lap: 2:09.562 On Lap 15 @ 156.01 kph			
STOP	IN TIME	DRIVER IN	STINT TIME	STOP TIME	TOTAL STOP TIME	OUT TIME	DRIVER OUT
1 -	16:14:13.199	Jeffrey LEE	18:52.185	1:33.905	1:33.905	16:15:47.105	Jeffrey LEE
2 -	16:25:01.388	Jeffrey LEE	9:14.283	1:32.578	3:06.484	16:26:33.966	Maxi GOETZ
3 -	16:35:28.539	Maxi GOETZ					
<b>P5 910 GT3PA JRM Porsche 911 GT3 R</b>							
D1: LIU Total Stint: 12 Laps - 26:33.096 (60.15%)				Best Lap: 2:10.185 On Lap 12 @ 155.27 kph			
D2: Chris VAN DER DRIFT Total Stint: 4 Laps - 15:55.760 (36.09%)				Best Lap: 2:09.633 On Lap 3 @ 155.93 kph			
STOP	IN TIME	DRIVER IN	STINT TIME	STOP TIME	TOTAL STOP TIME	OUT TIME	DRIVER OUT
1 -	16:06:36.986	Chris VAN DER DRIFT	11:04.949	4:50.810	4:50.810	16:11:27.797	LIU
2 -	16:29:06.957	LIU	17:39.160	1:39.639	6:30.450	16:30:46.596	LIU
3 -	16:39:40.532	LIU					
<b>P6 13 GT3PA Audi Sport Asia Team Absolute Racing Audi R8 LMS GT3 2019</b>							
D1: Jingzu SUN Total Stint: 8 Laps - 18:13.404 (40.65%)				Best Lap: 2:14.368 On Lap 17 @ 150.43 kph			
D2: Congfu CHENG Total Stint: 9 Laps - 24:21.028 (54.32%)				Best Lap: 2:10.107 On Lap 7 @ 155.36 kph			
STOP	IN TIME	DRIVER IN	STINT TIME	STOP TIME	TOTAL STOP TIME	OUT TIME	DRIVER OUT
1 -	16:06:23.145	Congfu CHENG	11:08.755	2:15.141	2:15.141	16:08:38.286	Congfu CHENG
2 -	16:19:42.914	Congfu CHENG	11:04.627	2:07.646	4:22.787	16:21:50.560	Jingzu SUN
-	Finish	Jingzu SUN	18:13.404				
<b>P7 55 GT3PA Craft-Bamboo Racing Mercedes-AMG GT3</b>							
D1: Daniel AU Total Stint: 7 Laps - 24:01.107 (51.75%)				Best Lap: 2:35.290 On Lap 7 @ 130.16 kph			
D2: Melvin MOH Total Stint: 10 Laps - 22:23.629 (48.25%)				Best Lap: 2:10.232 On Lap 15 @ 155.21 kph			
STOP	IN TIME	DRIVER IN	STINT TIME	STOP TIME	TOTAL STOP TIME	OUT TIME	DRIVER OUT
1 -	16:17:22.264	Daniel AU	21:39.309	2:21.798	2:21.798	16:19:44.062	Melvin MOH
-	Finish	Melvin MOH	22:23.629				
<b>P8 912 GT3S Absolute Racing Porsche 911 GT3 R</b>							
D1: Yuan BO Total Stint: 10 Laps - 22:54.891 (48.77%)				Best Lap: 2:12.200 On Lap 18 @ 152.90 kph			
D2: Leo Ye HONGLI Total Stint: 8 Laps - 22:09.513 (47.16%)				Best Lap: 2:10.233 On Lap 8 @ 155.21 kph			
STOP	IN TIME	DRIVER IN	STINT TIME	STOP TIME	TOTAL STOP TIME	OUT TIME	DRIVER OUT
1 -	16:04:16.087	Leo Ye HONGLI	8:58.322	1:54.702	1:54.702	16:06:10.789	Leo Ye HONGLI

Weather / Track : Bright / Dry

Korea International Circuit  
Circuit Length = 5.615 km  
Start: 15:55 Flag 16:40 End: 16:45

# Blancpain GT World Challenge Asia

## FREE PRACTICE 2 - PIT STOP ANALYSIS

2- 16:17:23.435 Leo Ye HONGLI 11:12.645 1:58.544 3:53.246 16:19:21.980 Yuan BO  
 - Finish Yuan BO 22:54.891

P9 918 GT3PA Panther/AAS Motorsport				Porsche 911 GT3 R			
D1: Vutthikorn INTHRAPHUVASAK		Total Stint: 8 Laps - 17:42.301 (37.84%)		Best Lap: 2:11.374 On Lap 17 @ 153.86 kph			
D2: Alexandre IMPERATORI		Total Stint: 9 Laps - 23:28.825 (50.18%)		Best Lap: 2:10.262 On Lap 9 @ 155.17 kph			
STOP	IN TIME	DRIVER IN	STINT TIME	STOP TIME	TOTAL STOP TIME	OUT TIME	DRIVER OUT
1 -	16:06:14.725	Alexandre IMPERATORI	11:06.762	5:36.278	5:36.278	16:11:51.004	Alexandre IMPERATORI
2 -	16:23:04.341	Alexandre IMPERATORI	11:13.337	1:08.725	6:45.003	16:24:13.066	Vutthikorn INTHRAPHUVASAK
-	Finish	Vutthikorn INTHRAPHU	17:42.301				

P10 99 GT3S Craft-Bamboo Racing				Mercedes-AMG GT3			
D1: Christina NIELSEN		Total Stint: 10 Laps - 26:24.174 (58.79%)		Best Lap: 2:11.724 On Lap 8 @ 153.45 kph			
D2: Darryl O'YOUNG		Total Stint: 7 Laps - 15:33.443 (34.64%)		Best Lap: 2:10.327 On Lap 15 @ 155.10 kph			
STOP	IN TIME	DRIVER IN	STINT TIME	STOP TIME	TOTAL STOP TIME	OUT TIME	DRIVER OUT
1 -	16:06:38.918	Christina NIELSEN	11:19.457	1:34.689	1:34.689	16:08:13.607	Christina NIELSEN
2 -	16:21:43.463	Christina NIELSEN	13:29.855	1:34.861	3:09.550	16:23:18.325	Darryl O'YOUNG
3 -	16:34:20.393	Darryl O'YOUNG	11:02.068	1:22.314	4:31.864	16:35:42.708	Darryl O'YOUNG
-	Finish	Darryl O'YOUNG	4:31.374				

P11 12 GT3S Audi Sport Asia Team Absolute Racing				Audi R8 LMS GT3 2019			
D1: Weiron TAN		Total Stint: 10 Laps - 27:47.668 (61.93%)		Best Lap: 2:10.711 On Lap 13 @ 154.64 kph			
D2: Martin RUMP		Total Stint: 7 Laps - 17:05.216 (38.07%)		Best Lap: 2:10.378 On Lap 17 @ 155.04 kph			
STOP	IN TIME	DRIVER IN	STINT TIME	STOP TIME	TOTAL STOP TIME	OUT TIME	DRIVER OUT
1 -	16:06:21.138	Weiron TAN	11:08.684	1:45.858	1:45.858	16:08:06.997	Martin RUMP
2 -	16:16:54.527	Martin RUMP	8:47.530	1:46.716	3:32.575	16:18:41.244	Weiron TAN
3 -	16:31:48.555	Weiron TAN	13:07.311	1:45.813	5:18.388	16:33:34.369	Martin RUMP
-	Finish	Martin RUMP	6:30.970				

P12 61 GT3PA ABSSA Motorsport				McLaren 720S GT3			
D1: Piti BHIROMBHAKDI		Total Stint: 9 Laps - 24:36.032 (54.73%)		Best Lap: 2:11.739 On Lap 6 @ 153.43 kph			
D2: Keita SAWA		Total Stint: 9 Laps - 19:54.768 (44.31%)		Best Lap: 2:10.720 On Lap 13 @ 154.63 kph			
STOP	IN TIME	DRIVER IN	STINT TIME	STOP TIME	TOTAL STOP TIME	OUT TIME	DRIVER OUT
1 -	15:57:35.899	Piti BHIROMBHAKDI	2:25.536	25.888	25.888	15:58:01.788	Piti BHIROMBHAKDI
2 -	16:18:39.226	Piti BHIROMBHAKDI	20:37.438	1:33.058	1:58.946	16:20:12.284	Keita SAWA
-	Finish	Keita SAWA	19:54.768				

P13 999 GT3S Audi Sport Asia Team TSRT				Audi R8 LMS GT3 2019			
D1: Weian CHEN		Total Stint: 9 Laps - 19:50.393 (43.28%)		Best Lap: 2:10.741 On Lap 18 @ 154.61 kph			
D2: Rahel FREY		Total Stint: 8 Laps - 22:25.621 (48.92%)		Best Lap: 2:10.988 On Lap 8 @ 154.31 kph			
STOP	IN TIME	DRIVER IN	STINT TIME	STOP TIME	TOTAL STOP TIME	OUT TIME	DRIVER OUT
1 -	16:06:56.950	Rahel FREY	11:26.511	1:30.211	1:30.211	16:08:27.161	Rahel FREY
2 -	16:17:28.390	Rahel FREY	9:01.229	1:57.881	3:28.092	16:19:26.272	Weian CHEN
3 -	16:30:32.439	Weian CHEN	11:06.167	2:04.285	5:32.378	16:32:36.724	Weian CHEN
-	Finish	Weian CHEN	8:44.226				

P14 911 GT3S Absolute Racing				Porsche 911 GT3 R			
D1: Tanart SATHIENTHIRAKUL		Total Stint: 10 Laps - 22:09.531 (49.04%)		Best Lap: 2:11.118 On Lap 15 @ 154.16 kph			
D2: Philip HAMPRECHT		Total Stint: 7 Laps - 19:42.165 (43.61%)		Best Lap: 2:10.857 On Lap 5 @ 154.47 kph			
STOP	IN TIME	DRIVER IN	STINT TIME	STOP TIME	TOTAL STOP TIME	OUT TIME	DRIVER OUT
1 -	15:57:42.043	Philip HAMPRECHT	2:25.375	50.329	50.329	15:58:32.373	Philip HAMPRECHT
2 -	16:09:42.517	Philip HAMPRECHT	11:10.143	1:38.394	2:28.724	16:11:20.911	Philip HAMPRECHT
3 -	16:15:47.970	Philip HAMPRECHT	4:27.059	1:39.587	4:08.311	16:17:27.558	Tanart SATHIENTHIRAKUL
4 -	16:19:50.816	Tanart SATHIENTHIRAKI	2:23.258	50.480	4:58.792	16:20:41.297	Tanart SATHIENTHIRAKUL
-	Finish	Tanart SATHIENTHIRA	19:46.272				

P15 51 GT3AM AMAC Motorsport				Lamborghini Huracan GT3 EVO			
D1: Andrew MACPHERSON		Total Stint: 9 Laps - 25:21.284 (55.78%)		Best Lap: 2:18.798 On Lap 9 @ 145.63 kph			
D2: William Ben PORTER		Total Stint: 9 Laps - 20:06.203 (44.22%)		Best Lap: 2:11.343 On Lap 16 @ 153.90 kph			
STOP	IN TIME	DRIVER IN	STINT TIME	STOP TIME	TOTAL STOP TIME	OUT TIME	DRIVER OUT
1 -	16:19:13.706	Andrew MACPHERSON	23:50.992	1:30.292	1:30.292	16:20:43.999	William Ben PORTER
-	Finish	William Ben PORTER	20:06.203				

Weather / Track : Bright / Dry

Korea International Circuit  
 Circuit Length = 5.615 km  
 Start: 15:55 Flag 16:40 End: 16:45

# Blancpain GT World Challenge Asia

## FREE PRACTICE 2 - PIT STOP ANALYSIS

STOP	IN TIME	DRIVER IN	STINT TIME	STOP TIME	TOTAL STOP TIME	OUT TIME	DRIVER OUT
<b>P16 666 GT3PA Vincenzo Sospiri Racing</b> Lamborghini Huracán GT3 EVO D1: Alex AU Total Stint: 6 Laps - 13:50.339 (29.78%) Best Lap: 2:12.342 On Lap 14 @ 152.74 kph D2: Frederik SCHANDORFF Total Stint: 10 Laps - 26:28.180 (56.95%) Best Lap: 2:12.318 On Lap 4 @ 152.76 kph							
1 -	16:08:58.404	Frederik SCHANDORFF	13:25.353	2:44.480	2:44.480	16:11:42.884	Frederik SCHANDORFF
2 -	16:16:08.856	Frederik SCHANDORFF	4:25.971	2:59.392	5:43.873	16:19:08.248	Frederik SCHANDORFF
3 -	16:25:47.474	Frederik SCHANDORFF	6:39.225	1:57.630	7:41.503	16:27:45.104	Alex AU
4 -	16:39:14.420	Alex AU	11:29.315	26.282	8:07.786	16:39:40.702	Alex AU
5 -	16:42:01.727	Alex AU					
<b>P17 128 GT3AM Vattana Motorsport</b> Lamborghini Huracan GT3 EVO D1: Chonsawat ASAVAHAME Total Stint: 10 Laps - 28:49.086 (61.63%) Best Lap: 2:18.102 On Lap 11 @ 146.36 kph D2: Akihiro ASAI Total Stint: 5 Laps - 15:58.654 (34.17%) Best Lap: 2:13.147 On Lap 5 @ 151.81 kph							
1 -	16:09:22.733	Akihiro ASAI	13:42.622	2:16.032	2:16.032	16:11:38.765	Chonsawat ASAVAHAME
2 -	16:28:28.684	Chonsawat ASAVAHAME	16:49.918	1:57.768	4:13.800	16:30:26.453	Chonsawat ASAVAHAME
-	Finish	Chonsawat ASAVAHAM	11:59.167				
<b>P18 81 GT4AM BMW Team Studie</b> BMW M4 GT4 D1: Takayuki KINOSHITA Total Stint: 13 Laps - 31:56.767 (70.5%) Best Lap: 2:24.165 On Lap 15 @ 140.21 kph D2: Sunako JUKUCHOU Total Stint: 3 Laps - 11:35.719 (25.59%) Best Lap: 2:23.508 On Lap 2 @ 140.85 kph							
1 -	16:05:35.450	Sunako JUKUCHOU	9:47.905	1:47.814	1:47.814	16:07:23.264	Takayuki KINOSHITA
2 -	16:19:41.834	Takayuki KINOSHITA	12:18.570	1:46.369	3:34.183	16:21:28.203	Takayuki KINOSHITA
-	Finish	Takayuki KINOSHITA	19:38.197				
<b>P19 199 GT4AM Team iRace.Win</b> Mercedes-AMG GT4 D1: Keo CHANG Total Stint: 11 Laps - 27:11.821 (62.14%) Best Lap: 2:24.445 On Lap 16 @ 139.94 kph D2: Joe CHI Total Stint: 5 Laps - 16:34.285 (37.86%) Best Lap: 2:24.992 On Lap 3 @ 139.41 kph							
1 -	16:10:52.219	Joe CHI	15:03.183	1:31.101	1:31.101	16:12:23.320	Keo CHANG
2 -	16:39:35.142	Keo CHANG					
<b>P20 77 GT4AM Craft-Bamboo Racing</b> Mercedes-AMG GT4 D1: Frank YU Total Stint: 6 Laps - 20:29.787 (45.05%) Best Lap: 2:25.531 On Lap 5 @ 138.89 kph D2: Richard WEE Total Stint: 10 Laps - 25:00.088 (54.95%) Best Lap: 2:24.913 On Lap 16 @ 139.48 kph							
1 -	16:13:02.571	Frank YU	17:24.135	3:05.651	3:05.651	16:16:08.222	Richard WEE
2 -	16:41:08.311	Richard WEE					
<b>P21 111 GT4AM Team iRace.Win</b> Mercedes-AMG GT4 D1: Ringo CHONG Total Stint: 9 Laps - 22:26.571 (47.88%) Best Lap: 2:25.079 On Lap 16 @ 139.33 kph D2: Setiawan SANTOSO Total Stint: 8 Laps - 24:25.573 (52.12%) Best Lap: 2:26.271 On Lap 5 @ 138.19 kph							
1 -	16:18:24.693	Setiawan SANTOSO	22:31.552	1:54.020	1:54.020	16:20:18.713	Ringo CHONG
2 -	16:42:45.284	Ringo CHONG					
<b>P22 75 GT3PA T2 Motorsports</b> Ferrari 488 GT3 D1: David TJIPTOBIANTORO Total Stint: 1 Laps - 5:25.008 (37.11%) D2: Rio HARYANTO Total Stint: 0 Laps							
1 -	16:10:20.743	David TJIPTOBIANTORC	2:37.988	9:10.715	9:10.715	16:19:31.459	David TJIPTOBIANTORO
2 -	16:22:18.479	David TJIPTOBIANTORC					

Weather / Track : Bright / Dry

# Blancpain GT World Challenge Asia

## FREE PRACTICE 2 - STATISTICS

**Competitors Started** 22  
**Planned Start** 2019-08-02 @ 15:55:00.000  
**Actual Start** 2019-08-02 @ 15:55:00.000  
**Finish Time** 2019-08-02 @ 16:40:02.014  
**Track Length** 5.615km  
**Total Laps** 376  
**Total Distance Covered** 2111.240km

### Session Fastest Lap History

NO	CL	NAME	LAP TIME	TIME OF DAY	LAP	VEHICLE
97	GT3S	<b>Solite Indigo Racing</b> <i>M. METZGER</i>	<b>2:11.638</b>	15:59:30.300	2	Mercedes-AMG GT3
918	GT3PA	<b>Panther/AAS Motorsport</b> <i>A. IMPERATORI</i>	<b>2:11.308</b>	15:59:35.875	2	Porsche 911 GT3 R
13	GT3PA	<b>Audi Sport Asia Team Absolute Racing</b> <i>C. CHENG</i>	<b>2:11.147</b>	15:59:47.008	2	Audi R8 LMS GT3 2019
27	GT3S	<b>HubAuto Corsa</b> <i>M. GOMES</i>	<b>2:09.930</b>	15:59:59.701	2	Ferrari 488 GT3
27	GT3S	<b>HubAuto Corsa</b> <i>M. GOMES</i>	<b>2:09.703</b>	16:02:09.404	3	Ferrari 488 GT3
910	GT3PA	<b>JRM</b> <i>C. VAN DER DRIFT</i>	<b>2:09.633</b>	16:02:11.663	3	Porsche 911 GT3 R
27	GT3S	<b>HubAuto Corsa</b> <i>M. GOMES</i>	<b>2:09.348</b>	16:08:57.175	6	Ferrari 488 GT3
888	GT3PA	<b>Triple Eight Race Engineering Australia</b> <i>S. VAN GISBERGEN</i>	<b>2:08.789</b>	16:32:33.855	15	Mercedes-AMG GT3
888	GT3PA	<b>Triple Eight Race Engineering Australia</b> <i>S. VAN GISBERGEN</i>	<b>2:08.425</b>	16:34:42.281	16	Mercedes-AMG GT3

### Flag History

TYPE	TIME OF DAY
GREEN	15:55:00.000
FINISH	16:40:02.014

### Flag Statistics

TYPE	COUNT	TOTAL LAPS	TOTAL TIME
Green	1	19	50:22.426
Red	0	0	0.000
Safety Car	0	0	0.000
FCY	0	0	0.000

**Weather / Track : Bright / Dry**

**These results are provisional until the conclusion of any judicial and technical matters.**

Korea International Circuit

Circuit Length = 5.615 km

Start: 15:55 Flag 16:40 End: 16:45

Race Director : Ravin test	Stewards :	Timekeeper :
----------------------------	------------	--------------

# Blancpain GT World Challenge Asia

## FREE PRACTICE 2 - STATISTICS

CLASS : GT3S

7 Starters

### Fastest Lap History

NO	NAME	LAP TIME	TIME OF DAY	LAP	VEHICLE
97	<b>Solite Indigo Racing</b> <i>M. METZGER</i>	<b>2:11.638</b>	15:59:30.300	2	Mercedes-AMG GT3
12	<b>Audi Sport Asia Team Absolute Racing</b> <i>W. TAN</i>	<b>2:11.474</b>	15:59:43.300	2	Audi R8 LMS GT3 2019
27	<b>HubAuto Corsa</b> <i>M. GOMES</i>	<b>2:09.930</b>	15:59:59.701	2	Ferrari 488 GT3
27	<b>HubAuto Corsa</b> <i>M. GOMES</i>	<b>2:09.703</b>	16:02:09.404	3	Ferrari 488 GT3
27	<b>HubAuto Corsa</b> <i>M. GOMES</i>	<b>2:09.348</b>	16:08:57.175	6	Ferrari 488 GT3
97	<b>Solite Indigo Racing</b> <i>R. BRUINS</i>	<b>2:09.326</b>	16:34:37.992	16	Mercedes-AMG GT3

Weather / Track : Bright / Dry

These results are provisional until the conclusion of any judicial and technical matters.

Korea International Circuit

Circuit Length = 5.615 km

Start: 15:55 Flag 16:40 End: 16:45

Race Director : Ravin test

Stewards :

Timekeeper :

# Blancpain GT World Challenge Asia

## FREE PRACTICE 2 - STATISTICS

CLASS : GT3PA

9 Starters

### Fastest Lap History

NO	NAME	LAP TIME	TIME OF DAY	LAP	VEHICLE
918	<b>Panther/AAS Motorsport</b> <i>A. IMPERATORI</i>	<b>2:11.308</b>	15:59:35.875	2	Porsche 911 GT3 R
13	<b>Audi Sport Asia Team Absolute Racing</b> <i>C. CHENG</i>	<b>2:11.147</b>	15:59:47.008	2	Audi R8 LMS GT3 2019
910	<b>JRM</b> <i>C. VAN DER DRIFT</i>	<b>2:11.021</b>	16:00:02.030	2	Porsche 911 GT3 R
13	<b>Audi Sport Asia Team Absolute Racing</b> <i>C. CHENG</i>	<b>2:10.221</b>	16:01:57.230	3	Audi R8 LMS GT3 2019
910	<b>JRM</b> <i>C. VAN DER DRIFT</i>	<b>2:09.633</b>	16:02:11.663	3	Porsche 911 GT3 R
888	<b>Triple Eight Race Engineering Australia</b> <i>S. VAN GISBERGEN</i>	<b>2:08.789</b>	16:32:33.855	15	Mercedes-AMG GT3
888	<b>Triple Eight Race Engineering Australia</b> <i>S. VAN GISBERGEN</i>	<b>2:08.425</b>	16:34:42.281	16	Mercedes-AMG GT3

Weather / Track : Bright / Dry

These results are provisional until the conclusion of any judicial and technical matters.

Korea International Circuit

Circuit Length = 5.615 km

Start: 15:55 Flag 16:40 End: 16:45

Race Director : Ravin test

Stewards :

Timekeeper :



# Blancpain GT World Challenge Asia

## FREE PRACTICE 2 - STATISTICS

CLASS : GT3AM

2 Starters

### Fastest Lap History

NO	NAME	LAP TIME	TIME OF DAY	LAP	VEHICLE
51	<b>AMAC Motorsport</b> <i>A. MACPHERSON</i>	<b>2:22.981</b>	16:00:15.045	2	Lamborghini Huracan GT3 EVO
128	<b>Vattana Motorsport</b> <i>A. ASAI</i>	<b>2:16.853</b>	16:00:18.120	2	Lamborghini Huracan GT3 EVO
128	<b>Vattana Motorsport</b> <i>A. ASAI</i>	<b>2:16.094</b>	16:02:34.214	3	Lamborghini Huracan GT3 EVO
128	<b>Vattana Motorsport</b> <i>A. ASAI</i>	<b>2:14.119</b>	16:04:48.334	4	Lamborghini Huracan GT3 EVO
128	<b>Vattana Motorsport</b> <i>A. ASAI</i>	<b>2:13.147</b>	16:07:01.482	5	Lamborghini Huracan GT3 EVO
51	<b>AMAC Motorsport</b> <i>W. PORTER</i>	<b>2:12.389</b>	16:31:57.671	15	Lamborghini Huracan GT3 EVO
51	<b>AMAC Motorsport</b> <i>W. PORTER</i>	<b>2:11.343</b>	16:34:09.014	16	Lamborghini Huracan GT3 EVO

Weather / Track : Bright / Dry

These results are provisional until the conclusion of any judicial and technical matters.

Korea International Circuit

Circuit Length = 5.615 km

Start: 15:55 Flag 16:40 End: 16:45

Race Director : Ravin test	Stewards :	Timekeeper :
----------------------------	------------	--------------

# Blancpain GT World Challenge Asia

## FREE PRACTICE 2 - STATISTICS

CLASS : GT4AM

4 Starters

### Fastest Lap History

NO	NAME	LAP TIME	TIME OF DAY	LAP	VEHICLE
77	<b>Craft-Bamboo Racing</b> <i>F. YU</i>	<b>2:26.279</b>	16:00:38.877	2	Mercedes-AMG GT4
81	<b>BMW Team Studie</b> <i>S. JUKUCHOU</i>	<b>2:23.508</b>	16:00:40.027	2	BMW M4 GT4

Weather / Track : Bright / Dry

These results are provisional until the conclusion of any judicial and technical matters.

Korea International Circuit

Circuit Length = 5.615 km

Start: 15:55 Flag 16:40 End: 16:45

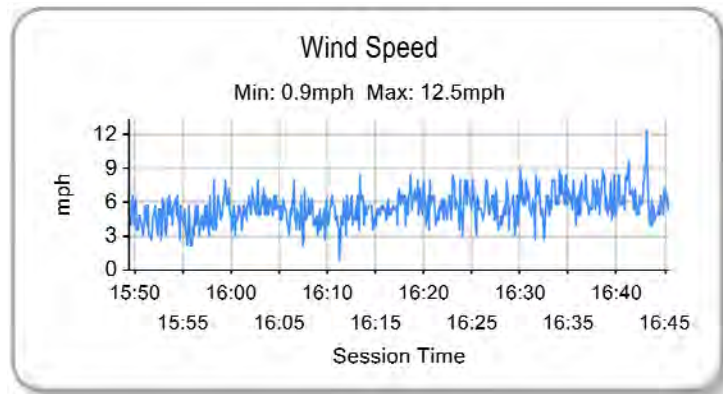
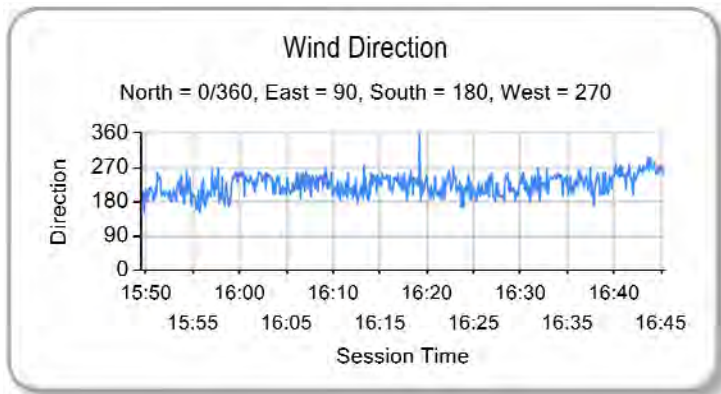
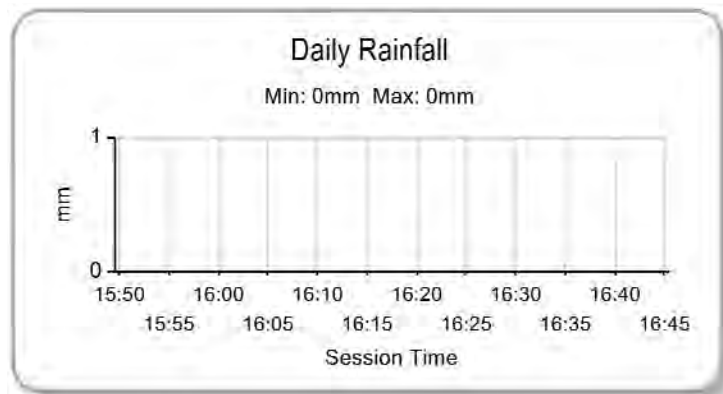
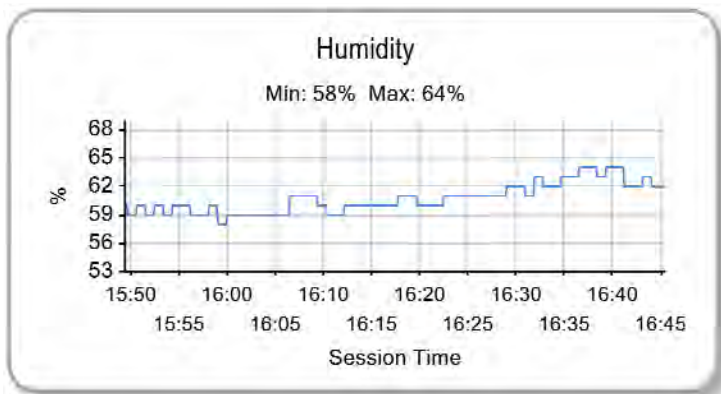
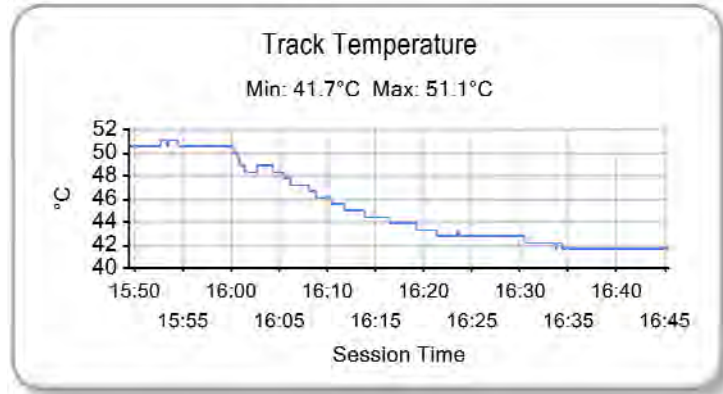
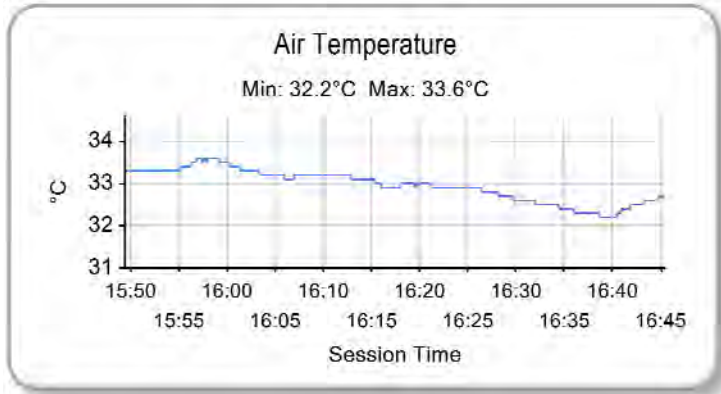
Race Director : Ravin test

Stewards :

Timekeeper :

# Blancpain GT World Challenge Asia

## FREE PRACTICE 2 - WEATHER CONDITIONS



Weather / Track : Bright / Dry

Results can be found at [www.tsl-timing.com](http://www.tsl-timing.com)

Korea International Circuit  
Circuit Length = 5.615 km  
Start: 15:55 Flag 16:40 End: 16:45

Printed - 16:54 Friday, 02 August 2019

## Blancpain GT World Challenge Asia

### OFFICIAL PRACTICE - CLASSIFICATION

POS	NO	CL	PIC	TEAM / DRIVERS	CAR	TIME	ON	LAPS	GAP	DIFF	KPH
1	88	GT3PA	1	Craft-Bamboo Racing (HKG) Jeffrey LEE (TPE) / Maxi GOETZ (DEU)	Mercedes-AMG GT3	2:08.625	11	12			157.15
2	918	GT3PA	2	Panther/AAS Motorsport (CHN) Vutthikorn INTHRAPHUVASAK (THA) / Alexandre IMPERATORI (CHE)	Porsche 911 GT3 R	2:08.683	6	11	0.057	0.057	157.08
3	911	GT3S	1	Absolute Racing (CHN) Tanart SATHIENTHIRAKUL (THA) / Philip HAMPRECHT (DEU)	Porsche 911 GT3 R	2:09.335	5	11	0.710	0.652	156.29
4	912	GT3S	2	Absolute Racing (CHN) Yuan BO (CHN) / Leo Ye HONGLI (CHN)	Porsche 911 GT3 R	2:09.350	12	12	0.724	0.014	156.27
5	97	GT3S	3	Solite Indigo Racing (KOR) Roelof BRUINS (KOR) / Manuel METZGER (DEU)	Mercedes-AMG GT3	2:09.372	3	11	0.747	0.022	156.24
6	99	GT3S	4	Craft-Bamboo Racing (HKG) Christina NIELSEN (DNK) / Darryl O'YOUNG (HKG)	Mercedes-AMG GT3	2:09.489	11	12	0.863	0.116	156.10
7	55	GT3PA	3	Craft-Bamboo Racing (HKG) Daniel AU (SGP) / Melvin MOH (MYS)	Mercedes-AMG GT3	2:09.606	11	12	0.980	0.117	155.96
8	12	GT3S	5	Audi Sport Asia Team Absolute Racing (CHN) Weiron TAN (MYS) / Martin RUMP (EST)	Audi R8 LMS GT3 2019	2:09.652	12	12	1.026	0.046	155.90
9	27	GT3S	6	HubAuto Corsa (TPE) Yuya SAKAMOTO (JPN) / Marcos GOMES (BRA)	Ferrari 488 GT3	2:09.846	13	13	1.221	0.194	155.67
10	910	GT3PA	4	JRM (CHN) Anthony LIU (CHN) / Chris VAN DER DRIFT (NZL)	Porsche 911 GT3 R	2:09.865	5	13	1.240	0.018	155.65
11	13	GT3PA	5	Audi Sport Asia Team Absolute Racing (CHN) Jingzu SUN (CHN) / Congfu CHENG (CHN)	Audi R8 LMS GT3 2019	2:10.006	6	12	1.380	0.140	155.48
12	999	GT3S	7	Audi Sport Asia Team TSRT (CHN) Weian CHEN (CHN) / Rahel FREY (CHE)	Audi R8 LMS GT3 2019	2:10.099	7	12	1.473	0.092	155.37
13	666	GT3PA	6	Vincenzo Sospiri Racing (ITA) Alex AU (HKG) / Frederik SCHANDORFF (DNK)	Lamborghini Huracán GT3 EVO	2:10.227	12	13	1.602	0.128	155.22
14	61	GT3PA	7	ABSSA Motorsport (JPN) Pili BHIROMBHAKDI (THA) / Keita SAWA (JPN)	McLaren 720S GT3	2:10.749	11	13	2.123	0.521	154.60
15	75	GT3PA	8	T2 Motorsports (SGP) David TJIPTOBIANTORO (IDN) / Rio HARYANTO (IDN)	Ferrari 488 GT3	2:11.331	12	12	2.706	0.582	153.91
16	51	GT3AM	1	AMAC Motorsport (AUS) Andrew MACPHERSON (AUS) / William Ben PORTER (AUS)	Lamborghini Huracan GT3 EVO	2:11.767	12	13	3.142	0.435	153.40
17	888	GT3PA	9	Triple Eight Race Engineering Australia (AUS) HH Prince Abdul Rahman IBRAHIM (MYS) / Shane VAN GISBERGEN (NZL)	Mercedes-AMG GT3	2:11.839	5	12	3.213	0.071	153.32
18	128 *	GT3AM	2	Vattana Motorsport (THA) Chonsawat ASAVAHAME (THA) / Akihiro ASAI (JPN)	Lamborghini Huracan GT3 EVO	2:14.476	3	11	5.850	2.637	150.31
19	81	GT4AM	1	BMW Team Studie (JPN) Sunako JUKUCHOU (JPN) / Takayuki KINOSHITA (JPN)	BMW M4 GT4	2:24.511	10	12	15.885	10.035	139.87
20	111	GT4AM	2	Team iRace.Win (TPE) Ringo CHONG (SGP) / Setiawan SANTOSO (IDN)	Mercedes-AMG GT4	2:24.534	12	12	15.908	0.022	139.85
21	77	GT4AM	3	Craft-Bamboo Racing (HKG) Frank YU (HKG) / Richard WEE (SGP)	Mercedes-AMG GT4	2:24.720	12	12	16.094	0.186	139.67
22	199	GT4AM	4	Team iRace.Win (TPE) Keo CHANG (TPE) / Joe CHI (TPE)	Mercedes-AMG GT4	2:26.261	7	10	17.635	1.540	138.20
23	11	GT4AM	5	GTO Racing with TTR (JPN) Brian LEE (TPE) / Tony FONG (HKG)	Mercedes-AMG GT4	2:26.402	2	11	17.776	0.141	138.07

\*Car 128 - Please change transponder position, intermittent signal

Weather / Track : Bright / Dry

These results are provisional until the conclusion of any judicial and technical matters.

Korea International Circuit

Circuit Length = 5.615 km

Start: 08:30 Flag 09:00 End: 09:05

Race Director : Ravin	Clerk of Course :	Timekeeper :
-----------------------	-------------------	--------------

Results can be found at [www.tsl-timing.com](http://www.tsl-timing.com)

Printed - 09:14 Saturday, 03 August 2019

## Blancpain GT World Challenge Asia

### OFFICIAL PRACTICE - CLASSIFICATION BY CATEGORY

#### CATEGORY : GT3

POS	NO	CL	TEAM / DRIVERS	CAR	TIME	ON	LAPS	GAP	DIFF	KPH
1	88	GT3PA	Craft-Bamboo Racing (HKG) Jeffrey LEE (TPE) / Maxi GOETZ (DEU)	Mercedes-AMG GT3	2:08.625	11	12			157.15
2	918	GT3PA	Panther/AAS Motorsport (CHN) Vutthikorn INTHRAPHUVASAK (THA) / Alexandre IMPERATORI (CHE)	Porsche 911 GT3 R	2:08.683	6	11	0.057	0.057	157.08
3	911	GT3S	Absolute Racing (CHN) Tanart SATHIENTHIRAKUL (THA) / Philip HAMPRECHT (DEU)	Porsche 911 GT3 R	2:09.335	5	11	0.710	0.652	156.29
4	912	GT3S	Absolute Racing (CHN) Yuan BO (CHN) / Leo Ye HONGLI (CHN)	Porsche 911 GT3 R	2:09.350	12	12	0.724	0.014	156.27
5	97	GT3S	Solite Indigo Racing (KOR) Roelof BRUINS (KOR) / Manuel METZGER (DEU)	Mercedes-AMG GT3	2:09.372	3	11	0.747	0.022	156.24
6	99	GT3S	Craft-Bamboo Racing (HKG) Christina NIELSEN (DNK) / Darryl O'YOUNG (HKG)	Mercedes-AMG GT3	2:09.489	11	12	0.863	0.116	156.10
7	55	GT3PA	Craft-Bamboo Racing (HKG) Daniel AU (SGP) / Melvin MOH (MYS)	Mercedes-AMG GT3	2:09.606	11	12	0.980	0.117	155.96
8	12	GT3S	Audi Sport Asia Team Absolute Racing (CHN) Weiron TAN (MYS) / Martin RUMP (EST)	Audi R8 LMS GT3 2019	2:09.652	12	12	1.026	0.046	155.90
9	27	GT3S	HubAuto Corsa (TPE) Yuya SAKAMOTO (JPN) / Marcos GOMES (BRA)	Ferrari 488 GT3	2:09.846	13	13	1.221	0.194	155.67
10	910	GT3PA	JRM (CHN) Anthony LIU (CHN) / Chris VAN DER DRIFT (NZL)	Porsche 911 GT3 R	2:09.865	5	13	1.240	0.018	155.65
11	13	GT3PA	Audi Sport Asia Team Absolute Racing (CHN) Jingzu SUN (CHN) / Congfu CHENG (CHN)	Audi R8 LMS GT3 2019	2:10.006	6	12	1.380	0.140	155.48
12	999	GT3S	Audi Sport Asia Team TSRT (CHN) Weian CHEN (CHN) / Rahel FREY (CHE)	Audi R8 LMS GT3 2019	2:10.099	7	12	1.473	0.092	155.37
13	666	GT3PA	Vincenzo Sospiri Racing (ITA) Alex AU (HKG) / Frederik SCHANDORFF (DNK)	Lamborghini Huracán GT3 EVO	2:10.227	12	13	1.602	0.128	155.22
14	61	GT3PA	ABSSA Motorsport (JPN) Piti BHIROMBHAKDI (THA) / Keita SAWA (JPN)	McLaren 720S GT3	2:10.749	11	13	2.123	0.521	154.60
15	75	GT3PA	T2 Motorsports (SGP) David TJIPTOBIANTORO (IDN) / Rio HARYANTO (IDN)	Ferrari 488 GT3	2:11.331	12	12	2.706	0.582	153.91
16	51	GT3AM	AMAC Motorsport (AUS) Andrew MACPHERSON (AUS) / William Ben PORTER (AUS)	Lamborghini Huracan GT3 EVO	2:11.767	12	13	3.142	0.435	153.40
17	888	GT3PA	Triple Eight Race Engineering Australia (AUS) HH Prince Abdul Rahman IBRAHIM (MYS) / Shane VAN GISBERGEN (NZL)	Mercedes-AMG GT3	2:11.839	5	12	3.213	0.071	153.32
18	128 *	GT3AM	Vattana Motorsport (THA) Chonsawat ASAVAHAME (THA) / Akihiro ASAI (JPN)	Lamborghini Huracan GT3 EVO	2:14.476	3	11	5.850	2.637	150.31

#### CATEGORY : GT4

POS	NO	CL	TEAM / DRIVERS	CAR	TIME	ON	LAPS	GAP	DIFF	KPH
1	81	GT4AM	BMW Team Studie (JPN) Sunako JUKUCHOU (JPN) / Takayuki KINOSHITA (JPN)	BMW M4 GT4	2:24.511	10	12			139.87
2	111	GT4AM	Team iRace.Win (TPE) Ringo CHONG (SGP) / Setiawan SANTOSO (IDN)	Mercedes-AMG GT4	2:24.534	12	12	0.022	0.022	139.85
3	77	GT4AM	Craft-Bamboo Racing (HKG) Frank YU (HKG) / Richard WEE (SGP)	Mercedes-AMG GT4	2:24.720	12	12	0.209	0.186	139.67
4	199	GT4AM	Team iRace.Win (TPE) Keo CHANG (TPE) / Joe CHI (TPE)	Mercedes-AMG GT4	2:26.261	7	10	1.749	1.540	138.20
5	11	GT4AM	GTO Racing with TTR (JPN) Brian LEE (TPE) / Tony FONG (HKG)	Mercedes-AMG GT4	2:26.402	2	11	1.890	0.141	138.07

\*Car 128 - Please change transponder poistion, intermittent signal

Weather / Track : Bright / Dry

These results are provisional until the conclusion of any judicial and technical matters.

Korea International Circuit

Circuit Length = 5.615 km

Start: 08:30 Flag 09:00 End: 09:05

Race Director : Ravin	Clerk of Course :	Timekeeper :
-----------------------	-------------------	--------------

Results can be found at [www.tsl-timing.com](http://www.tsl-timing.com)

Printed - 09:09 Saturday, 03 August 2019

# Blancpain GT World Challenge Asia

## OFFICIAL PRACTICE - CLASSIFICATION BY CLASS

### CLASS : GT3 - GT3S

POS	NO	TEAM / DRIVERS	CAR	TIME	ON	LAPS	GAP	DIFF	KPH
1	911	Absolute Racing (CHN) Tanart SATHIENTHIRAKUL (THA) / Phillip HAMPRECHT (DEU)	Porsche 911 GT3 R	2:09.335	5	11			156.29
2	912	Absolute Racing (CHN) Yuan BO (CHN) / Leo Ye HONGLI (CHN)	Porsche 911 GT3 R	2:09.350	12	12	0.014	0.014	156.27
3	97	Solite Indigo Racing (KOR) Roelof BRUINS (KOR) / Manuel METZGER (DEU)	Mercedes-AMG GT3	2:09.372	3	11	0.036	0.022	156.24
4	99	Craft-Bamboo Racing (HKG) Christina NIELSEN (DNK) / Darryl O'YOUNG (HKG)	Mercedes-AMG GT3	2:09.489	11	12	0.153	0.116	156.10
5	12	Audi Sport Asia Team Absolute Racing (CHN) Weiron TAN (MYS) / Martin RUMP (EST)	Audi R8 LMS GT3 2019	2:09.652	12	12	0.316	0.163	155.90
6	27	HubAuto Corsa (TPE) Yuya SAKAMOTO (JPN) / Marcos GOMES (BRA)	Ferrari 488 GT3	2:09.846	13	13	0.511	0.194	155.67
7	999	Audi Sport Asia Team TSRT (CHN) Weilan CHEN (CHN) / Rahel FREY (CHE)	Audi R8 LMS GT3 2019	2:10.099	7	12	0.763	0.252	155.37

### CLASS : GT3 - GT3PA

POS	NO	TEAM / DRIVERS	CAR	TIME	ON	LAPS	GAP	DIFF	KPH
1	88	Craft-Bamboo Racing (HKG) Jeffrey LEE (TPE) / Maxi GOETZ (DEU)	Mercedes-AMG GT3	2:08.625	11	12			157.15
2	918	Panther/AAS Motorsport (CHN) Vutthikorn INTHRAPHUVASAK (THA) / Alexandre IMPERATORI (CHE)	Porsche 911 GT3 R	2:08.683	6	11	0.057	0.057	157.08
3	55	Craft-Bamboo Racing (HKG) Daniel AU (SGP) / Melvin MOH (MYS)	Mercedes-AMG GT3	2:09.606	11	12	0.980	0.922	155.96
4	910	JRM (CHN) Anthony LIU (CHN) / Chris VAN DER DRIFT (NZL)	Porsche 911 GT3 R	2:09.865	5	13	1.240	0.259	155.65
5	13	Audi Sport Asia Team Absolute Racing (CHN) Jingzu SUN (CHN) / Congfu CHENG (CHN)	Audi R8 LMS GT3 2019	2:10.006	6	12	1.380	0.140	155.48
6	666	Vincenzo Sospiri Racing (ITA) Alex AU (HKG) / Frederik SCHANDORFF (DNK)	Lamborghini Huracán GT3 EVO	2:10.227	12	13	1.602	0.221	155.22
7	61	ABSSA Motorsport (JPN) Piti BHIROMBHAKDI (THA) / Keita SAWA (JPN)	McLaren 720S GT3	2:10.749	11	13	2.123	0.521	154.60
8	75	T2 Motorsports (SGP) David TJIPTOBIANTORO (IDN) / Rio HARYANTO (IDN)	Ferrari 488 GT3	2:11.331	12	12	2.706	0.582	153.91
9	888	Triple Eight Race Engineering Australia (AUS) HH Prince Abdul Rahman IBRAHIM (MYS) / Shane VAN GISBERGEN (NZL)	Mercedes-AMG GT3	2:11.839	5	12	3.213	0.507	153.32

### CLASS : GT3 - GT3AM

POS	NO	TEAM / DRIVERS	CAR	TIME	ON	LAPS	GAP	DIFF	KPH
1	51	AMAC Motorsport (AUS) Andrew MACPHERSON (AUS) / William Ben PORTER (AUS)	Lamborghini Huracan GT3 EVO	2:11.767	12	13			153.40
2	128 *	Vattana Motorsport (THA) Chonsawat ASAVAHAME (THA) / Akihiro ASAI (JPN)	Lamborghini Huracan GT3 EVO	2:14.476	3	11	2.708	2.708	150.31

### CLASS : GT4 - GT4AM

POS	NO	TEAM / DRIVERS	CAR	TIME	ON	LAPS	GAP	DIFF	KPH
1	81	BMW Team Studie (JPN) Sunako JUKUCHOU (JPN) / Takayuki KINOSHITA (JPN)	BMW M4 GT4	2:24.511	10	12			139.87
2	111	Team iRace.Win (TPE) Ringo CHONG (SGP) / Setiawan SANTOSO (IDN)	Mercedes-AMG GT4	2:24.534	12	12	0.022	0.022	139.85
3	77	Craft-Bamboo Racing (HKG) Frank YU (HKG) / Richard WEE (SGP)	Mercedes-AMG GT4	2:24.720	12	12	0.209	0.186	139.67
4	199	Team iRace.Win (TPE) Keo CHANG (TPE) / Joe CHI (TPE)	Mercedes-AMG GT4	2:26.261	7	10	1.749	1.540	138.20
5	11	GTO Racing with TTR (JPN) Brian LEE (TPE) / Tony FONG (HKG)	Mercedes-AMG GT4	2:26.402	2	11	1.890	0.141	138.07

\*Car 128 - Please change transponder position, intermittent signal

Weather / Track : Bright / Dry

These results are provisional until the conclusion of any judicial and technical matters.

Korea International Circuit

Circuit Length = 5.615 km

Start: 08:30 Flag 09:00 End: 09:05

Race Director : Ravin	Clerk of Course :	Timekeeper :
-----------------------	-------------------	--------------

## Blancpain GT World Challenge Asia

### OFFICIAL PRACTICE - COMBINED CLASSIFICATION

POS	NO	CL	PIC NAME	NAT	FIRST		SECOND		THIRD		GAP	DIFF
					TIME	LAPS	TIME	LAPS	TIME	LAPS		
1	888	GT3PA	1 Triple Eight Race Engineering	AUS	2:11.396	14	<b>2:08.425</b>	19	2:11.839	12		
2	88	GT3PA	2 Craft-Bamboo Racing	HKG	2:10.820	12	2:09.562	16	<b>2:08.625</b>	12	<b>0.200</b>	0.200
3	918	GT3PA	3 Panther/AAS Motorsport	CHN	2:11.885	15	2:10.262	18	<b>2:08.683</b>	11	<b>0.258</b>	0.057
4	97	GT3S	1 Solite Indigo Racing	KOR	2:10.963	16	<b>2:09.326</b>	18	2:09.372	11	<b>0.901</b>	0.643
5	911	GT3S	2 Absolute Racing	CHN	2:12.528	15	2:10.857	18	<b>2:09.335</b>	11	<b>0.910</b>	0.009
6	27	GT3S	3 HubAuto Corsa	TPE	2:11.155	15	<b>2:09.348</b>	19	2:09.846	13	<b>0.923</b>	0.012
7	912	GT3S	4 Absolute Racing	CHN	2:12.430	15	2:10.233	19	<b>2:09.350</b>	12	<b>0.925</b>	0.002
8	99	GT3S	5 Craft-Bamboo Racing	HKG	2:11.570	15	2:10.327	18	<b>2:09.489</b>	12	<b>1.063</b>	0.138
9	55	GT3PA	4 Craft-Bamboo Racing	HKG	2:13.043	14	2:10.232	18	<b>2:09.606</b>	12	<b>1.180</b>	0.117
10	910	GT3PA	5 JRM	CHN	2:11.315	15	<b>2:09.633</b>	17	2:09.865	13	<b>1.208</b>	0.027
11	12	GT3S	6 Audi Sport Asia Team Absolu	CHN	2:11.023	15	2:10.378	18	<b>2:09.652</b>	12	<b>1.227</b>	0.018
12	13	GT3PA	6 Audi Sport Asia Team Absolu	CHN	2:11.251	15	2:10.107	18	<b>2:10.006</b>	12	<b>1.580</b>	0.353
13	999	GT3S	7 Audi Sport Asia Team TSRT	CHN	2:13.108	13	2:10.741	18	<b>2:10.099</b>	12	<b>1.673</b>	0.092
14	666	GT3PA	7 Vincenzo Sospiri Racing	ITA	2:13.513	12	2:12.318	17	<b>2:10.227</b>	13	<b>1.802</b>	0.128
15	61	GT3PA	8 ABSSA Motorsport	JPN	2:12.117	15	<b>2:10.720</b>	19	2:10.749	13	<b>2.295</b>	0.493
16	75	GT3PA	9 T2 Motorsports	SGP		1		2	<b>2:11.331</b>	12	<b>2.906</b>	0.610
17	51	GT3AM	1 AMAC Motorsport	AUS	2:15.627	14	<b>2:11.343</b>	19	2:11.767	13	<b>2.917</b>	0.011
18	128*	GT3AM	2 Vattana Motorsport	THA	2:15.013	14	<b>2:13.147</b>	16	2:14.476	11	<b>4.722</b>	1.804
19	81	GT4AM	1 BMW Team Studie	JPN	2:25.783	12	<b>2:23.508</b>	17	2:24.511	12	<b>15.083</b>	10.360
20	199	GT4AM	2 Team iRace.Win	TPE	2:26.406	14	<b>2:24.445</b>	17	2:26.261	10	<b>16.020</b>	0.937
21	111	GT4AM	3 Team iRace.Win	TPE	2:27.214	13	2:25.079	18	<b>2:24.534</b>	12	<b>16.108</b>	0.088
22	77	GT4AM	4 Craft-Bamboo Racing	HKG	2:27.645	14	2:24.913	17	<b>2:24.720</b>	12	<b>16.295</b>	0.186
23	11	GT4AM	5 GTO Racing with TTR	JPN	2:29.730	12		0	<b>2:26.402</b>	11	<b>17.976</b>	1.681

\*Car 128 - Please change transponder poistion, intermittent signal

Weather / Track : Bright / Dry

These results are provisional until the conclusion of any judicial and technical matters.

Korea International Circuit

Circuit Length = 5.615 km

Start: 08:30 Flag 09:00 End: 09:05

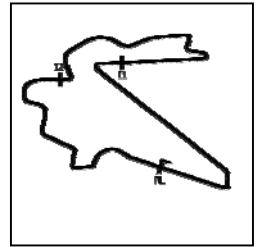
Race Director : Ravin	Clerk of Course :	Timekeeper :
-----------------------	-------------------	--------------

Results can be found at [www.tsl-timing.com](http://www.tsl-timing.com)

Printed - 09:17 Saturday, 03 August 2019

# Blancpain GT World Challenge Asia

## OFFICIAL PRACTICE - SECTOR ANALYSIS



SECTOR 1 = FL to I1, SECTOR 2 = I1 to I2, SECTOR 3 = I2 to FL, DIFF = Difference To Personal Best Lap, P = Crossed Finish Line in Pit Lane, D = Time Disallowed

P1 88 GT3PA Craft-Bamboo Racing				Mercedes-AMG GT3			
IDEAL LAP TIME : 2:08.556		BEST LAP TIME : 2:08.625		DIFFERENCE : 0.069			
D1: Jeffrey LEE		D2: Maxi GOETZ					
LAP	SECTOR 1	SECTOR 2	SECTOR 3	LAP TIME	KPH	DIFF	TIME OF DAY
1 - D1	OUTLAP	54.199	49.399				08:32:42.840
2 - D1	41.604	56.238	46.262	2:24.105	140.27	15.480	08:35:06.946
3 - D1	42.196	51.821	IN PIT	2:30.927 P	133.93	22.302	08:37:37.874
4 - D1	OUTLAP	53.866	46.399	3:58.509	84.75	1:49.884	08:41:36.384
5 - D1	40.037	50.838	44.613	2:15.489	149.19	6.864	08:43:51.874
6 - D1	39.901	50.158	44.709	2:14.768 (3)	149.99	6.142	08:46:06.642
7 - D1	41.755	57.378	IN PIT	2:34.096 P	131.17	25.470	08:48:40.739
8 - D2	OUTLAP	55.738	43.262	3:48.936	88.29	1:40.310	08:52:29.675
9 - D2	<b>39.079</b>	1:00.512	43.904	2:23.495	140.86	14.869	08:54:53.171
10 - D2	39.096	<b>47.704</b>	42.073	2:08.874 (2)	156.84	0.249	08:57:02.045
<b>11 - D2</b>	39.091	47.761	<b>41.773</b>	<b>2:08.625 (1)</b>	<b>157.15</b>		<b>08:59:10.671</b>
12 - D2	39.982	50.143	IN PIT	2:16.546 P	148.03	7.920	09:01:27.217

P2 918 GT3PA Panther/AAS Motorsport				Porsche 911 GT3 R			
IDEAL LAP TIME : 2:08.683		BEST LAP TIME : 2:08.683		DIFFERENCE : 0.000			
D1: Vutthikorn INTHRAPHUVA		D2: Alexandre IMPERATORI					
LAP	SECTOR 1	SECTOR 2	SECTOR 3	LAP TIME	KPH	DIFF	TIME OF DAY
1 - D2	OUTLAP	53.463	44.779				08:32:26.961
2 - D2	41.668	50.042	43.886	2:15.597	149.07	6.913	08:34:42.558
3 - D2	39.453	48.473	IN PIT	2:15.044 P	149.68	6.360	08:36:57.602
4 - D2	OUTLAP	50.691	43.551	3:25.029	98.59	1:16.346	08:40:22.632
5 - D2	39.166	47.780	42.119	2:09.066 (2)	156.61	0.383	08:42:31.698
<b>6 - D2</b>	<b>39.007</b>	<b>47.678</b>	<b>41.997</b>	<b>2:08.683 (1)</b>	<b>157.08</b>		<b>08:44:40.382</b>
7 - D2	39.086	48.020	IN PIT	2:13.430 P	151.49	4.747	08:46:53.813
8 - D1	OUTLAP	51.988	43.696	3:32.321	95.20	1:23.637	08:50:26.134
9 - D1	40.311	1:00.810	43.293	2:24.415	139.97	15.732	08:52:50.549
10 - D1	39.262	49.282	42.591	2:11.135 (3)	154.14	2.452	08:55:01.685
11 - D1	39.321	1:17.155	IN PIT	2:46.796 P	121.18	38.113	08:57:48.482

P3 911 GT3S Absolute Racing				Porsche 911 GT3 R			
IDEAL LAP TIME : 2:09.007		BEST LAP TIME : 2:09.335		DIFFERENCE : 0.328			
D1: Tanart SATHIENTHIRAKUI		D2: Philip HAMPRECHT					
LAP	SECTOR 1	SECTOR 2	SECTOR 3	LAP TIME	KPH	DIFF	TIME OF DAY
1 - D2	OUTLAP	54.310	44.334				08:32:29.627
2 - D2	40.956	49.733	44.537	2:15.227	149.48	5.891	08:34:44.854
3 - D2	39.919	48.369	IN PIT	2:14.227 P	150.59	4.891	08:36:59.081
4 - D2	OUTLAP	48.587	<b>41.864</b>	3:50.669	87.63	1:41.334	08:40:49.751
<b>5 - D2</b>	39.300	<b>48.028</b>	42.006	<b>2:09.335 (1)</b>	<b>156.29</b>		<b>08:42:59.087</b>
6 - D2	<b>39.114</b>	48.241	42.061	2:09.417 (2)	156.19	0.081	08:45:08.505
7 - D2	39.318	49.200	IN PIT	2:15.241 P	149.46	5.906	08:47:23.747
8 - D1	OUTLAP	49.118	42.804	3:47.156	88.98	1:37.820	08:51:10.903
9 - D1	39.291	48.357	42.357	2:10.005 (3)	155.48	0.669	08:53:20.909
10 - D1	39.322	48.408	42.528	2:10.258	155.18	0.922	08:55:31.168
11 - D1	45.942	55.106	IN PIT	2:32.228 P	132.78	22.892	08:58:03.396

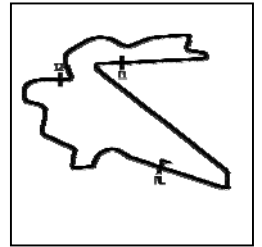
Weather / Track : Bright / Dry

Korea International Circuit  
Circuit Length = 5.615 km  
Start: 08:30 Flag 09:00 End: 09:05



# Blancpain GT World Challenge Asia

## OFFICIAL PRACTICE - SECTOR ANALYSIS



SECTOR 1 = FL to I1, SECTOR 2 = I1 to I2, SECTOR 3 = I2 to FL, DIFF = Difference To Personal Best Lap, P = Crossed Finish Line in Pit Lane, D = Time Disallowed

P4 912 GT3S Absolute Racing				Porsche 911 GT3 R			
IDEAL LAP TIME : 2:09.173		BEST LAP TIME : 2:09.350		DIFFERENCE : 0.176			
D1: Yuan BO		D2: Leo Ye HONGLI					
LAP	SECTOR 1	SECTOR 2	SECTOR 3	LAP TIME	KPH	DIFF	TIME OF DAY
1 - D2	OUTLAP	54.244	45.517				08:32:36.983
2 - D2	45.305	51.519	43.410	2:20.235	144.14	10.885	08:34:57.219
3 - D2	41.719	50.610	42.671	2:15.000	149.73	5.650	08:37:12.220
4 - D2	40.138	53.046	IN PIT	2:30.035	<b>P</b> 134.72	20.685	08:39:42.256
5 - D1	OUTLAP	50.991	44.204	3:48.438	88.48	1:39.088	08:43:30.694
6 - D1	40.653	49.043	42.796	2:12.493	<b>(3)</b> 152.56	3.143	08:45:43.188
7 - D1	39.975	49.168	42.682	2:11.825	<b>(2)</b> 153.33	2.475	08:47:55.014
8 - D1	39.749	49.341	IN PIT	2:17.310	<b>P</b> 147.21	7.960	08:50:12.324
9 - D2	OUTLAP	49.434	45.045	3:42.203	90.97	1:32.853	08:53:54.528
10 - D2	39.363	48.327	53.828	2:21.519	142.83	12.168	08:56:16.047
11 - D2	<b>39.172</b>	48.819	45.372	2:13.364	151.57	4.013	08:58:29.411
<b>12 - D2</b>	39.348	<b>48.148</b>	<b>41.853</b>	<b>2:09.350</b>	<b>(1)</b> <b>156.27</b>		<b>09:00:38.762</b>

P5 97 GT3S Solite Indigo Racing				Mercedes-AMG GT3			
IDEAL LAP TIME : 2:09.161		BEST LAP TIME : 2:09.372		DIFFERENCE : 0.211			
D1: Roelof BRUINS		D2: Manuel METZGER					
LAP	SECTOR 1	SECTOR 2	SECTOR 3	LAP TIME	KPH	DIFF	TIME OF DAY
1 - D2	OUTLAP	49.747	43.434				08:32:21.840
2 - D2	40.048	48.374	42.328	2:10.751	154.59	1.378	08:34:32.591
<b>3 - D2</b>	39.606	<b>47.989</b>	<b>41.776</b>	<b>2:09.372</b>	<b>(1)</b> <b>156.24</b>		<b>08:36:41.964</b>
4 - D2	<b>39.395</b>	48.195	42.007	2:09.597	<b>(2)</b> 155.97	0.224	08:38:51.562
5 - D2	39.591	48.243	IN PIT	2:16.439	<b>P</b> 148.15	7.066	08:41:08.001
6 - D1	OUTLAP	51.131	42.256	6:18.206	53.44	4:08.834	08:47:26.208
7 - D1	40.952	48.861	43.928	2:13.742	151.14	4.370	08:49:39.951
8 - D1	40.106	48.422	41.824	2:10.352	155.07	0.979	08:51:50.303
9 - D1	39.687	48.173	41.912	2:09.772	<b>(3)</b> 155.76	0.400	08:54:00.076
10 - D1	40.013	48.218	42.553	2:10.785	154.55	1.412	08:56:10.861
11 - D1	39.716	50.493	IN PIT	2:18.066	<b>P</b> 146.40	8.693	08:58:28.928

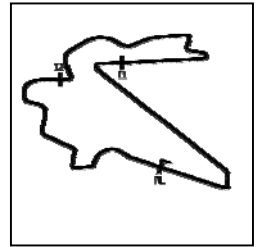
P6 99 GT3S Craft-Bamboo Racing				Mercedes-AMG GT3			
IDEAL LAP TIME : 2:09.360		BEST LAP TIME : 2:09.489		DIFFERENCE : 0.129			
D1: Christina NIELSEN		D2: Darryl O'YOUNG					
LAP	SECTOR 1	SECTOR 2	SECTOR 3	LAP TIME	KPH	DIFF	TIME OF DAY
1 - D1	OUTLAP	51.591	44.311				08:32:31.891
2 - D1	39.790	50.247	44.683	2:14.720	150.04	5.231	08:34:46.612
3 - D1	39.727	49.578	IN PIT	2:17.298	<b>P</b> 147.22	7.808	08:37:03.910
4 - D1	OUTLAP	50.740	44.211	3:58.855	84.62	1:49.365	08:41:02.765
5 - D1	39.543	49.140	43.846	2:12.531	152.52	3.041	08:43:15.296
6 - D1	39.596	48.774	42.747	2:11.118	<b>(3)</b> 154.16	1.628	08:45:26.414
7 - D1	39.366	50.866	IN PIT	2:18.068	<b>P</b> 146.40	8.579	08:47:44.482
8 - D2	OUTLAP	58.235	46.976	4:01.232	83.79	1:51.742	08:51:45.714
9 - D2	39.504	48.363	<b>41.973</b>	2:09.841	<b>(2)</b> 155.68	0.352	08:53:55.555
10 - D2	<b>39.240</b>	48.341	46.810	2:14.393	150.40	4.903	08:56:09.948
<b>11 - D2</b>	39.244	<b>48.146</b>	42.098	<b>2:09.489</b>	<b>(1)</b> <b>156.10</b>		<b>08:58:19.438</b>
12 - D2	44.371	58.367	IN PIT	2:33.791	<b>P</b> 131.43	24.302	09:00:53.229

Weather / Track : Bright / Dry

Korea International Circuit  
Circuit Length = 5.615 km  
Start: 08:30 Flag 09:00 End: 09:05

# Blancpain GT World Challenge Asia

## OFFICIAL PRACTICE - SECTOR ANALYSIS



SECTOR 1 = FL to I1, SECTOR 2 = I1 to I2, SECTOR 3 = I2 to FL, DIFF = Difference To Personal Best Lap, P = Crossed Finish Line in Pit Lane, D = Time Disallowed

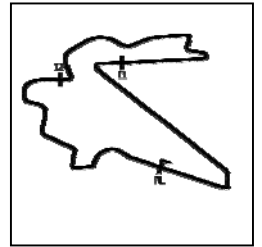
P7 55 GT3PA Craft-Bamboo Racing				Mercedes-AMG GT3			
IDEAL LAP TIME : 2:09.280		BEST LAP TIME : 2:09.606		DIFFERENCE : 0.325			
D1: Daniel AU		D2: Melvin MOH					
LAP	SECTOR 1	SECTOR 2	SECTOR 3	LAP TIME	KPH	DIFF	TIME OF DAY
1 - D1	OUTLAP	1:05.224	56.232				08:33:43.230
2 - D1	44.184	59.798	52.465	2:36.448	129.20	26.842	08:36:19.679
3 - D1	43.169	57.483	51.291	2:31.945	133.03	22.338	08:38:51.624
4 - D1	46.682	57.600	50.784	2:35.067	130.35	25.461	08:41:26.691
5 - D1	44.235	56.158	52.472	2:32.866	132.23	23.259	08:43:59.557
6 - D1	44.587	55.004	IN PIT	2:35.882	<b>P</b> 129.67	26.276	08:46:35.440
7 - D2	OUTLAP	54.529	43.825	4:16.392	78.84	2:06.786	08:50:51.833
8 - D2	39.356	48.446	42.250	2:10.053	<b>(2)</b> 155.42	0.446	08:53:01.886
9 - D2	39.359	48.570	47.499	2:15.429	149.25	5.822	08:55:17.315
10 - D2	39.407	48.756	43.321	2:11.484	153.73	1.878	08:57:28.799
<b>11 - D2</b>	<b>39.613</b>	<b>48.046</b>	<b>41.946</b>	<b>2:09.606</b>	<b>(1)</b> <b>155.96</b>		<b>08:59:38.405</b>
12 - D2	<b>39.287</b>	48.614	42.488	2:10.390	<b>(3)</b> 155.02	0.783	09:01:48.796

P8 12 GT3S Audi Sport Asia Team Absolute Racing				Audi R8 LMS GT3 2019			
IDEAL LAP TIME : 2:09.109		BEST LAP TIME : 2:09.652		DIFFERENCE : 0.543			
D1: Weiron TAN		D2: Martin RUMP					
LAP	SECTOR 1	SECTOR 2	SECTOR 3	LAP TIME	KPH	DIFF	TIME OF DAY
1 - D1	OUTLAP	51.568	44.898				08:32:27.472
2 - D1	40.622	49.285	IN PIT	2:16.230	<b>P</b> 148.38	6.577	08:34:43.702
3 - D1	OUTLAP	56.488	43.829	4:13.329	79.79	2:03.677	08:38:57.032
4 - D1	39.951	48.346	41.764	2:10.062	<b>(3)</b> 155.41	0.409	08:41:07.094
5 - D1	39.587	48.729	<b>41.613</b>	2:09.929	<b>(2)</b> 155.57	0.277	08:43:17.023
6 - D1	<b>39.233</b>	48.267	IN PIT	2:12.703	<b>P</b> 152.32	3.051	08:45:29.727
7 - D2	OUTLAP	49.121	42.695	3:55.058	85.99	1:45.406	08:49:24.785
8 - D2	39.562	49.311	IN PIT	2:13.929	<b>P</b> 150.92	4.277	08:51:38.715
9 - D2	OUTLAP	49.238	42.221	3:54.551	86.18	1:44.898	08:55:33.266
10 - D2	39.821	48.671	42.369	2:10.862	154.46	1.210	08:57:44.129
11 - D2	39.552	48.543	43.512	2:11.608	153.59	1.956	08:59:55.737
<b>12 - D2</b>	<b>39.638</b>	<b>48.261</b>	41.752	<b>2:09.652</b>	<b>(1)</b> <b>155.90</b>		<b>09:02:05.389</b>

P9 27 GT3S HubAuto Corsa				Ferrari 488 GT3			
IDEAL LAP TIME : 2:09.716		BEST LAP TIME : 2:09.846		DIFFERENCE : 0.130			
D1: Yuya SAKAMOTO		D2: Marcos GOMES					
LAP	SECTOR 1	SECTOR 2	SECTOR 3	LAP TIME	KPH	DIFF	TIME OF DAY
1 - D1	OUTLAP	53.404	45.761				08:32:40.990
2 - D1	39.890	49.294	43.080	2:12.265	152.82	2.418	08:34:53.256
3 - D1	40.831	48.984	42.428	2:12.245	152.85	2.398	08:37:05.501
4 - D1	39.469	48.748	42.539	2:10.757	154.59	0.910	08:39:16.258
5 - D1	39.321	49.394	44.393	2:13.109	151.85	3.262	08:41:29.368
6 - D1	39.416	49.251	42.863	2:11.532	153.68	1.685	08:43:40.900
7 - D1	39.561	48.509	IN PIT	2:14.934	<b>P</b> 149.80	5.087	08:45:55.834
8 - D2	OUTLAP	54.569	44.814	4:09.197	81.11	1:59.350	08:50:05.032
9 - D2	39.714	48.413	42.556	2:10.685	<b>(3)</b> 154.67	0.838	08:52:15.717
10 - D2	40.647	51.652	45.638	2:17.938	146.54	8.091	08:54:33.655
11 - D2	39.464	49.091	42.703	2:11.258	154.00	1.411	08:56:44.914
12 - D2	39.392	<b>48.222</b>	42.390	2:10.005	<b>(2)</b> 155.48	0.158	08:58:54.919
<b>13 - D2</b>	<b>39.314</b>	48.352	<b>42.180</b>	<b>2:09.846</b>	<b>(1)</b> <b>155.67</b>		<b>09:01:04.766</b>

# Blancpain GT World Challenge Asia

## OFFICIAL PRACTICE - SECTOR ANALYSIS



SECTOR 1 = FL to I1, SECTOR 2 = I1 to I2, SECTOR 3 = I2 to FL, DIFF = Difference To Personal Best Lap, P = Crossed Finish Line in Pit Lane, D = Time Disallowed

P10 910 GT3PA JRM			Porsche 911 GT3 R				
IDEAL LAP TIME : 2:09.546		BEST LAP TIME : 2:09.865		DIFFERENCE : 0.319			
D1: Anthony LIU		D2: Chris VAN DER DRIFT					
LAP	SECTOR 1	SECTOR 2	SECTOR 3	LAP TIME	KPH	DIFF	TIME OF DAY
1 - D2	OUTLAP	56.810	45.560				08:32:49.796
2 - D2	42.725	50.939	43.687	2:17.351	147.16	7.486	08:35:07.148
3 - D2	40.782	50.108	42.577	2:13.467	151.45	3.602	08:37:20.616
4 - D2	47.058	53.272	43.091	2:23.422	140.94	13.556	08:39:44.038
<b>5 - D2</b>	<b>39.229</b>	<b>48.299</b>	<b>42.336</b>	<b>2:09.865 (1)</b>	<b>155.65</b>		<b>08:41:53.904</b>
6 - D2	39.234	<b>47.992</b>	IN PIT	2:12.692	<b>P</b> 152.33	2.826	08:44:06.596
7 - D1	OUTLAP	50.678	44.277	3:45.533	89.62	1:35.667	08:47:52.130
8 - D1	40.614	50.969	43.370	2:14.955	149.78	5.089	08:50:07.085
9 - D1	39.655	51.278	46.223	2:17.157	147.37	7.291	08:52:24.242
10 - D1	40.042	49.337	44.213	2:13.593	151.31	3.727	08:54:37.836
11 - D1	39.261	49.373	43.732	2:12.367	152.71	2.501	08:56:50.203
12 - D1	<b>39.217</b>	48.617	42.495	2:10.331	<b>(2)</b> 155.09	0.465	08:59:00.534
13 - D1	39.276	48.511	42.908	2:10.696	<b>(3)</b> 154.66	0.831	09:01:11.231

P11 13 GT3PA Audi Sport Asia Team Absolute Racing			Audi R8 LMS GT3 2019				
IDEAL LAP TIME : 2:09.880		BEST LAP TIME : 2:10.006		DIFFERENCE : 0.126			
D1: Jingzu SUN		D2: Congfu CHENG					
LAP	SECTOR 1	SECTOR 2	SECTOR 3	LAP TIME	KPH	DIFF	TIME OF DAY
1 - D2	OUTLAP	53.412	45.058				08:32:39.326
2 - D2	40.920	51.360	44.514	2:16.795	147.76	6.788	08:34:56.121
3 - D2	40.481	49.350	IN PIT	2:17.991	<b>P</b> 146.48	7.985	08:37:14.112
4 - D2	OUTLAP	49.760	44.148	3:42.953	90.66	1:32.947	08:40:57.066
5 - D2	39.746	48.785	42.533	2:11.065	<b>(2)</b> 154.22	1.059	08:43:08.131
<b>6 - D2</b>	<b>39.462</b>	<b>48.453</b>	<b>42.090</b>	<b>2:10.006 (1)</b>	<b>155.48</b>		<b>08:45:18.137</b>
7 - D2	<b>39.336</b>	48.540	IN PIT	2:14.388	<b>P</b> 150.41	4.382	08:47:32.526
8 - D1	OUTLAP	51.437	45.232	3:46.170	89.37	1:36.164	08:51:18.696
9 - D1	41.135	50.566	44.479	2:16.181	148.43	6.175	08:53:34.878
10 - D1	40.112	50.883	44.867	2:15.863	148.78	5.857	08:55:50.742
11 - D1	40.185	50.391	44.835	2:15.411	149.27	5.405	08:58:06.153
12 - D1	40.150	50.193	44.435	2:14.778	<b>(3)</b> 149.97	4.772	09:00:20.931

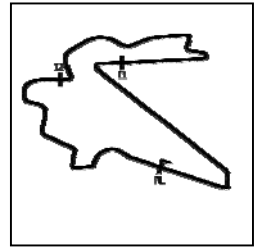
P12 999 GT3S Audi Sport Asia Team TSRT			Audi R8 LMS GT3 2019				
IDEAL LAP TIME : 2:09.570		BEST LAP TIME : 2:10.099		DIFFERENCE : 0.528			
D1: Weian CHEN		D2: Rahel FREY					
LAP	SECTOR 1	SECTOR 2	SECTOR 3	LAP TIME	KPH	DIFF	TIME OF DAY
1 - D2	OUTLAP	54.137	44.507				08:32:47.267
2 - D2	39.885	49.431	42.606	2:11.923	153.22	1.824	08:34:59.190
3 - D2	39.407	51.936	IN PIT	2:21.390	<b>P</b> 142.96	11.291	08:37:20.581
4 - D2	OUTLAP	58.219	45.708	3:57.643	85.06	1:47.544	08:41:18.225
5 - D2	39.214	51.712	45.917	2:16.844	147.71	6.745	08:43:35.069
6 - D2	39.566	49.215	42.276	2:11.058	154.23	0.959	08:45:46.128
<b>7 - D2</b>	<b>39.182</b>	48.731	42.184	<b>2:10.099 (1)</b>	<b>155.37</b>		<b>08:47:56.227</b>
8 - D2	39.803	50.062	IN PIT	2:20.731	<b>P</b> 143.63	10.632	08:50:16.958
9 - D1	OUTLAP	49.626	42.220	3:54.765	86.10	1:44.666	08:54:11.724
10 - D1	39.740	48.660	<b>41.967</b>	2:10.368	<b>(3)</b> 155.05	0.269	08:56:22.092
11 - D1	39.685	<b>48.421</b>	42.651	2:10.758	154.59	0.659	08:58:32.850
12 - D1	39.564	48.453	42.221	2:10.238	<b>(2)</b> 155.20	0.139	09:00:43.089

Weather / Track : Bright / Dry

Korea International Circuit  
Circuit Length = 5.615 km  
Start: 08:30 Flag 09:00 End: 09:05

# Blancpain GT World Challenge Asia

## OFFICIAL PRACTICE - SECTOR ANALYSIS



SECTOR 1 = FL to I1, SECTOR 2 = I1 to I2, SECTOR 3 = I2 to FL, DIFF = Difference To Personal Best Lap, P = Crossed Finish Line in Pit Lane, D = Time Disallowed

P13 666 GT3PA Vincenzo Sospiri Racing				Lamborghini Huracán GT3 EVO			
IDEAL LAP TIME : 2:10.071		BEST LAP TIME : 2:10.227		DIFFERENCE : 0.156			
D1: Alex AU		D2: Frederik SCHANDORFF					
LAP	SECTOR 1	SECTOR 2	SECTOR 3	LAP TIME	KPH	DIFF	TIME OF DAY
1 - D1	OUTLAP	52.448	46.424				08:32:54.890
2 - D1	45.756	50.500	44.671	2:20.927	143.43	10.699	08:35:15.818
3 - D1	40.757	49.836	48.267	2:18.861	145.57	8.633	08:37:34.679
4 - D1	39.717	49.280	44.111	2:13.109	151.86	2.881	08:39:47.788
5 - D1	39.709	49.050	42.774	2:11.534	153.67	1.306	08:41:59.323
6 - D1	39.775	49.007	42.785	2:11.568	153.63	1.340	08:44:10.891
7 - D1	40.547	50.494	IN PIT	2:27.457 P	137.08	17.229	08:46:38.348
8 - D2	OUTLAP	49.617	45.920	3:35.572	93.76	1:25.344	08:50:13.921
9 - D2	39.535	48.398	43.252	2:11.185 (3)	154.08	0.957	08:52:25.107
10 - D2	39.542	49.450	45.585	2:14.578	150.20	4.350	08:54:39.685
11 - D2	39.509	48.599	45.855	2:13.964	150.89	3.736	08:56:53.649
12 - D2	<b>39.308</b>	48.271	<b>42.648</b>	<b>2:10.227 (1)</b>	<b>155.22</b>		<b>08:59:03.877</b>
13 - D2	39.486	<b>48.114</b>	42.864	2:10.466 (2)	154.93	0.238	09:01:14.343

P14 61 GT3PA ABSSA Motorsport				McLaren 720S GT3			
IDEAL LAP TIME : 2:10.578		BEST LAP TIME : 2:10.749		DIFFERENCE : 0.171			
D1: Piti BHIROMBHAKDI		D2: Keita SAWA					
LAP	SECTOR 1	SECTOR 2	SECTOR 3	LAP TIME	KPH	DIFF	TIME OF DAY
1 - D1	OUTLAP	54.059	47.080				08:33:46.658
2 - D1	41.203	51.050	44.500	2:16.754	147.81	6.005	08:36:03.413
3 - D1	40.029	49.635	43.379	2:13.044	151.93	2.295	08:38:16.457
4 - D1	42.756	50.750	47.180	2:20.686	143.68	9.937	08:40:37.144
5 - D1	39.745	49.495	43.345	2:12.586	152.45	1.836	08:42:49.730
6 - D1	39.487	49.288	43.057	2:11.832	153.33	1.083	08:45:01.562
7 - D1	40.184	50.885	IN PIT	2:21.408 P	142.94	10.659	08:47:22.971
8 - D2	OUTLAP	49.563	42.641	3:49.919	87.91	1:39.170	08:51:12.891
9 - D2	39.690	<b>48.737</b>	<b>42.399</b>	2:10.826 (2)	154.50	0.077	08:53:23.717
10 - D2	39.589	48.885	42.716	2:11.190 (3)	154.08	0.441	08:55:34.908
11 - D2	<b>39.441</b>	48.769	42.537	<b>2:10.749 (1)</b>	<b>154.60</b>		<b>08:57:45.657</b>
12 - D2	39.501	48.983	43.486	2:11.970	153.17	1.221	08:59:57.628
13 - D2	39.548	48.917	IN PIT	2:14.907 P	149.83	4.158	09:02:12.536

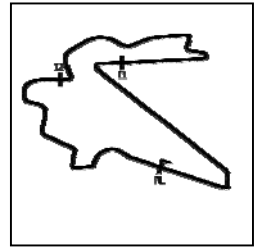
P15 75 GT3PA T2 Motorsports				Ferrari 488 GT3			
IDEAL LAP TIME : 2:11.331		BEST LAP TIME : 2:11.331		DIFFERENCE : 0.000			
D1: David TJIPTOBIANTORO		D2: Rio HARYANTO					
LAP	SECTOR 1	SECTOR 2	SECTOR 3	LAP TIME	KPH	DIFF	TIME OF DAY
1 - D1	OUTLAP	56.796	IN PIT				08:33:06.154
2 - D1	OUTLAP	52.488	46.730	3:48.388	88.50	1:37.056	08:36:54.543
3 - D1	40.995	51.393	46.870	2:19.259	145.15	7.927	08:39:13.803
4 - D1	40.663	53.873	45.508	2:20.046	144.33	8.714	08:41:33.849
5 - D1	40.651	55.703	47.287	2:23.642	140.72	12.310	08:43:57.491
6 - D1	40.413	51.450	45.020	2:16.883	147.67	5.551	08:46:14.375
7 - D1	40.142	51.779	IN PIT	2:24.099 P	140.27	12.767	08:48:38.474
8 - D2	OUTLAP	53.106	46.512	3:46.526	89.23	1:35.195	08:52:25.001
9 - D2	40.694	50.493	44.779	2:15.966	148.66	4.635	08:54:40.968
10 - D2	39.551	49.653	44.205	2:13.410 (3)	151.51	2.078	08:56:54.379
11 - D2	39.528	49.266	43.633	2:12.428 (2)	152.64	1.096	08:59:06.807
12 - D2	<b>39.317</b>	<b>48.911</b>	<b>43.102</b>	<b>2:11.331 (1)</b>	<b>153.91</b>		<b>09:01:18.139</b>

Weather / Track : Bright / Dry

Korea International Circuit  
Circuit Length = 5.615 km  
Start: 08:30 Flag 09:00 End: 09:05

# Blancpain GT World Challenge Asia

## OFFICIAL PRACTICE - SECTOR ANALYSIS



SECTOR 1 = FL to I1, SECTOR 2 = I1 to I2, SECTOR 3 = I2 to FL, DIFF = Difference To Personal Best Lap, P = Crossed Finish Line in Pit Lane, D = Time Disallowed

P16 51 GT3AM AMAC Motorsport			Lamborghini Huracan GT3 EVO				
IDEAL LAP TIME : 2:11.767		BEST LAP TIME : 2:11.767		DIFFERENCE : 0.000			
D1: Andrew MACPHERSON		D2: William Ben PORTER					
LAP	SECTOR 1	SECTOR 2	SECTOR 3	LAP TIME	KPH	DIFF	TIME OF DAY
1 - D1	OUTLAP	58.344	46.834				08:32:53.684
2 - D1	41.376	51.374	44.844	2:17.595	146.90	5.827	08:35:11.279
3 - D1	40.700	51.089	45.903	2:17.693	146.80	5.926	08:37:28.973
4 - D1	41.144	51.913	45.717	2:18.775	145.65	7.008	08:39:47.749
5 - D1	41.022	52.553	45.757	2:19.332	145.07	7.565	08:42:07.082
6 - D1	41.046	51.080	45.110	2:17.237	147.29	5.469	08:44:24.319
7 - D1	41.205	51.302	45.709	2:18.217	146.24	6.449	08:46:42.537
8 - D1	40.788	51.413	IN PIT	2:24.175	P 140.20	12.407	08:49:06.712
9 - D2	OUTLAP	50.551	43.999	3:49.464	88.09	1:37.697	08:52:56.177
10 - D2	40.022	49.965	44.813	2:14.801	(3) 149.95	3.033	08:55:10.979
11 - D2	40.120	49.394	43.336	2:12.851	(2) 152.15	1.083	08:57:23.830
<b>12 - D2</b>	<b>39.838</b>	<b>48.878</b>	<b>43.049</b>	<b>2:11.767</b>	<b>(1) 153.40</b>		<b>08:59:35.598</b>
13 - D2	39.998	50.184	45.380	2:15.563	149.11	3.795	09:01:51.161

P17 888 GT3PA Triple Eight Race Engineering Australia			Mercedes-AMG GT3				
IDEAL LAP TIME : 2:09.780		BEST LAP TIME : 2:11.839		DIFFERENCE : 2.058			
D1: HH Prince Abdul Rahman		D2: Shane VAN GISBERGEN					
LAP	SECTOR 1	SECTOR 2	SECTOR 3	LAP TIME	KPH	DIFF	TIME OF DAY
1 - D2	OUTLAP	53.710	45.728				08:32:49.366
2 - D2	40.186	49.918	<b>42.656</b>	2:12.760	(2) 152.25	0.921	08:35:02.126
3 - D2	41.466	50.160	IN PIT	2:20.227	P 144.15	8.388	08:37:22.354
4 - D2	OUTLAP	51.753	45.399	3:50.168	87.82	1:38.329	08:41:12.522
<b>5 - D2</b>	<b>39.598</b>	<b>49.317</b>	<b>42.923</b>	<b>2:11.839</b>	<b>(1) 153.32</b>		<b>08:43:24.361</b>
6 - D2	<b>39.240</b>	<b>47.883</b>	IN PIT	2:11.829	P 153.33		08:45:36.191
7 - D1	OUTLAP	51.044	43.798	3:46.144	89.38	1:34.305	08:49:22.335
8 - D1	40.115	51.589	43.981	2:15.685	148.97	3.846	08:51:38.021
9 - D1	40.227	49.823	42.993	2:13.044	(3) 151.93	1.205	08:53:51.066
10 - D1	40.099	49.788	44.094	2:13.982	150.87	2.143	08:56:05.048
11 - D1	39.993	49.909	43.543	2:13.445	151.47	1.606	08:58:18.494
12 - D1	39.812	49.467	43.765	2:13.045	151.93	1.206	09:00:31.539

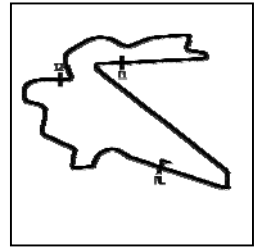
P18 128 GT3AM Vattana Motorsport			Lamborghini Huracan GT3 EVO				
IDEAL LAP TIME : 2:14.265		BEST LAP TIME : 2:14.476		DIFFERENCE : 0.210			
D1: Chonsawat ASAVAHAME		D2: Akihiro ASAI					
LAP	SECTOR 1	SECTOR 2	SECTOR 3	LAP TIME	KPH	DIFF	TIME OF DAY
1 - D2		56.507	46.504				08:32:54.392
2 - D2	45.008	57.934	45.200	2:28.143	136.44	13.667	08:35:22.536
<b>3 - D2</b>	<b>40.295</b>	<b>50.136</b>	<b>44.043</b>	<b>2:14.476</b>	<b>(1) 150.31</b>		<b>08:37:37.012</b>
4 - D2	<b>40.085</b>	50.192	44.369	2:14.648	(2) 150.12	0.172	08:39:51.660
5 - D2	40.205	50.719	IN PIT	2:21.692	P 142.66	7.216	08:42:13.352
6 - D1	OUTLAP	51.832	1:12.185	6:56.723	48.50	4:42.247	08:49:10.075
7 - D1	41.334	52.018	45.575	2:18.928	145.49	4.452	08:51:29.004
8 - D1	40.551	51.684	45.505	2:17.740	146.75	3.264	08:53:46.744
9 - D1	40.338	51.437	45.650	2:17.426	(3) 147.08	2.950	08:56:04.171
10 - D1	42.912	56.791	49.249	2:28.953	135.70	14.477	08:58:33.124
11 - D1	41.244	51.868	46.638	2:19.751	144.64	5.275	09:00:52.875

Weather / Track : Bright / Dry

Korea International Circuit  
Circuit Length = 5.615 km  
Start: 08:30 Flag 09:00 End: 09:05

# Blancpain GT World Challenge Asia

## OFFICIAL PRACTICE - SECTOR ANALYSIS



SECTOR 1 = FL to I1, SECTOR 2 = I1 to I2, SECTOR 3 = I2 to FL, DIFF = Difference To Personal Best Lap, P = Crossed Finish Line in Pit Lane, D = Time Disallowed

P19 81 GT4AM BMW Team Studie			BMW M4 GT4				
IDEAL LAP TIME : 2:24.185		BEST LAP TIME : 2:24.511		DIFFERENCE : 0.325			
D1: Sunako JUKUCHOU		D2: Takayuki KINOSHITA					
LAP	SECTOR 1	SECTOR 2	SECTOR 3	LAP TIME	KPH	DIFF	TIME OF DAY
1 - D2	OUTLAP	57.265	51.474				08:33:16.200
2 - D2	44.407	55.156	48.136	2:27.701	136.85	3.189	08:35:43.901
3 - D2	44.503	54.417	48.052	2:26.973	137.53	2.462	08:38:10.875
4 - D2	44.144	54.490	49.521	2:28.156	136.43	3.645	08:40:39.031
5 - D2	43.935	54.731	IN PIT	2:32.436	<b>P</b> 132.60	7.925	08:43:11.468
6 - D1	OUTLAP	54.996	47.718	4:13.095	79.86	1:48.583	08:47:24.563
7 - D1	43.826	54.182	47.176	2:25.185	139.22	0.673	08:49:49.748
8 - D1	43.441	54.386	<b>47.123</b>	2:24.951	<b>(3)</b> 139.45	0.440	08:52:14.700
9 - D1	43.714	53.745	49.692	2:27.152	137.36	2.640	08:54:41.852
<b>10 - D1</b>	<b>43.389</b>	<b>53.672</b>	47.449	<b>2:24.511</b>	<b>(1)</b> <b>139.87</b>		<b>08:57:06.363</b>
11 - D1	43.532	53.776	47.304	2:24.613	<b>(2)</b> 139.77	0.101	08:59:30.976
12 - D1	43.587	54.561	47.268	2:25.418	139.00	0.907	09:01:56.395

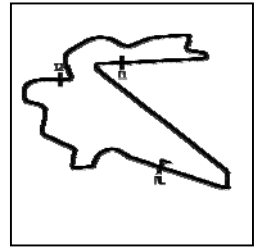
P20 111 GT4AM Team iRace.Win			Mercedes-AMG GT4				
IDEAL LAP TIME : 2:23.763		BEST LAP TIME : 2:24.534		DIFFERENCE : 0.770			
D1: Ringo CHONG		D2: Setiawan SANTOSO					
LAP	SECTOR 1	SECTOR 2	SECTOR 3	LAP TIME	KPH	DIFF	TIME OF DAY
1 - D1	OUTLAP	1:02.471	53.208				08:33:36.286
2 - D1	46.594	57.606	50.077	2:34.277	131.02	9.743	08:36:10.564
3 - D1	44.686	54.484	48.466	2:27.636	136.91	3.102	08:38:38.201
4 - D1	43.459	<b>53.315</b>	47.834	2:24.610	<b>(2)</b> 139.78	0.076	08:41:02.811
5 - D1	45.119	56.020	IN PIT	2:38.514	<b>P</b> 127.52	13.980	08:43:41.325
6 - D2	OUTLAP	55.690	47.924	4:04.410	82.70	1:39.876	08:47:45.735
7 - D2	43.375	56.071	50.580	2:30.026	134.73	5.492	08:50:15.762
8 - D2	43.609	54.447	47.564	2:25.621	<b>(3)</b> 138.81	1.086	08:52:41.383
9 - D2	43.396	54.277	48.391	2:26.065	138.38	1.531	08:55:07.449
10 - D2	43.298	54.535	47.991	2:25.825	138.61	1.291	08:57:33.274
11 - D2	<b>43.204</b>	54.055	50.278	2:27.538	137.00	3.004	09:00:00.812
<b>12 - D2</b>	43.340	53.950	<b>47.243</b>	<b>2:24.534</b>	<b>(1)</b> <b>139.85</b>		<b>09:02:25.346</b>

P21 77 GT4AM Craft-Bamboo Racing			Mercedes-AMG GT4				
IDEAL LAP TIME : 2:24.366		BEST LAP TIME : 2:24.720		DIFFERENCE : 0.353			
D1: Frank YU		D2: Richard WEE					
LAP	SECTOR 1	SECTOR 2	SECTOR 3	LAP TIME	KPH	DIFF	TIME OF DAY
1 - D2	OUTLAP	57.490	48.629				08:33:07.050
2 - D2	43.671	54.907	47.804	2:26.383	138.08	1.663	08:35:33.433
3 - D2	44.263	54.797	48.158	2:27.219	137.30	2.498	08:38:00.653
4 - D2	43.623	54.119	48.468	2:26.211	138.25	1.491	08:40:26.864
5 - D2	43.856	54.486	IN PIT	2:34.084	<b>P</b> 131.18	9.364	08:43:00.949
6 - D1	OUTLAP	56.829	48.701	4:11.867	80.25	1:47.146	08:47:12.816
7 - D1	44.198	54.155	47.419	2:25.773	138.66	1.052	08:49:38.589
8 - D1	43.576	53.760	47.463	2:24.800	<b>(2)</b> 139.59	0.079	08:52:03.389
9 - D1	43.814	53.718	47.388	2:24.921	<b>(3)</b> 139.48	0.200	08:54:28.310
10 - D1	43.582	54.338	52.793	2:30.713	134.12	5.993	08:56:59.024
11 - D1	43.839	53.985	<b>47.348</b>	2:25.173	139.24	0.452	08:59:24.197
<b>12 - D1</b>	<b>43.533</b>	<b>53.485</b>	47.702	<b>2:24.720</b>	<b>(1)</b> <b>139.67</b>		<b>09:01:48.918</b>

Weather / Track : Bright / Dry

# Blancpain GT World Challenge Asia

## OFFICIAL PRACTICE - SECTOR ANALYSIS



SECTOR 1 = FL to I1, SECTOR 2 = I1 to I2, SECTOR 3 = I2 to FL, DIFF = Difference To Personal Best Lap, P = Crossed Finish Line in Pit Lane, D = Time Disallowed

P22 199 GT4AM Team iRace.Win				Mercedes-AMG GT4			
IDEAL LAP TIME : 2:26.140		BEST LAP TIME : 2:26.261		DIFFERENCE : 0.120			
D1: Keo CHANG		D2: Joe CHI					
LAP	SECTOR 1	SECTOR 2	SECTOR 3	LAP TIME	KPH	DIFF	TIME OF DAY
1 - D2	OUTLAP	1:21.647	1:08.237				08:34:48.809
2 - D2	1:06.175	1:11.787	1:01.991	3:19.954	101.09	53.693	08:38:08.764
3 - D2	49.172	1:00.852	51.379	2:41.404	125.23	15.143	08:40:50.168
4 - D2	48.527	58.411	IN PIT	2:48.364 P	120.06	22.103	08:43:38.532
5 - D1	OUTLAP	57.280	48.887	4:11.977	80.22	1:45.716	08:47:50.509
6 - D1	43.992	55.978	47.829	2:27.800	136.76	1.539	08:50:18.310
7 - D1	43.915	<b>54.908</b>	<b>47.437</b>	<b>2:26.261 (1)</b>	<b>138.20</b>		<b>08:52:44.571</b>
8 - D1	44.001	54.931	48.264	2:27.197 (3)	137.32	0.936	08:55:11.768
9 - D1	43.940	55.009	47.560	2:26.510 (2)	137.96	0.249	08:57:38.279
10 - D1	<b>43.794</b>	56.054	47.737	2:27.586	136.96	1.325	09:00:05.865

P23 11 GT4AM GTO Racing with TTR				Mercedes-AMG GT4			
IDEAL LAP TIME : 2:25.509		BEST LAP TIME : 2:26.402		DIFFERENCE : 0.892			
D1: Brian LEE		D2: Tony FONG					
LAP	SECTOR 1	SECTOR 2	SECTOR 3	LAP TIME	KPH	DIFF	TIME OF DAY
1 - D1	OUTLAP	56.729	48.418				08:33:08.224
2 - D1	43.919	54.741	<b>47.741</b>	<b>2:26.402 (1)</b>	<b>138.07</b>		<b>08:35:34.626</b>
3 - D1	44.447	54.783	48.675	2:27.907 (2)	136.66	1.505	08:38:02.533
4 - D1	43.812	55.871	48.346	2:28.029 (3)	136.55	1.627	08:40:30.562
5 - D1	<b>43.811</b>	<b>53.956</b>	IN PIT	2:33.669 P	131.54	7.267	08:43:04.232
6 - D2	OUTLAP	59.382	53.920	4:08.496	81.34	1:42.093	08:47:12.728
7 - D2	45.199	56.620	51.473	2:33.293	131.86	6.890	08:49:46.021
8 - D2	44.575	58.084	51.374	2:34.034	131.23	7.631	08:52:20.055
9 - D2	44.679	2:01.708	52.767	3:39.155	92.23	1:12.752	08:55:59.210
10 - D2	45.224	1:01.944	52.350	2:39.519	126.71	13.116	08:58:38.729
11 - D2	45.679	57.673	53.136	2:36.489	129.17	10.087	09:01:15.219

Weather / Track : Bright / Dry

Results can be found at [www.tsl-timing.com](http://www.tsl-timing.com)

Page 8 of 8

Korea International Circuit  
Circuit Length = 5.615 km  
Start: 08:30 Flag 09:00 End: 09:05

Printed - 09:22 Saturday, 03 August 2019

# Blancpain GT World Challenge Asia

## OFFICIAL PRACTICE - BEST SECTORS

SECTOR 1			SECTOR 2			SECTOR 3			IDEAL / BEST COMPARISON						
POS	NO	NAME	TIME	NO	NAME	TIME	NO	NAME	TIME	POS	NO	NAME	IDEAL	BEST	DIFF
													<b>PERFECT LAP</b>	<b>2:08.299</b>	
1	918	Panther/AAS Motors	39.007	918	Panther/AAS Motors	47.678	12	Audi Sport Asia Tea	41.613	1	88	Craft-Bamboo Racing	2:08.556	2:08.625	0.069
2	88	Craft-Bamboo Racir	39.079	88	Craft-Bamboo Racir	47.704	88	Craft-Bamboo Racir	41.773	2	918	Panther/AAS Motors	2:08.683	2:08.683	0.000
3	911	Absolute Racing	39.114	888	Triple Eight Race Er	47.883	97	Solite Indigo Racing	41.776	3	911	Absolute Racing	2:09.007	2:09.335	0.328
4	912	Absolute Racing	39.172	97	Solite Indigo Racing	47.989	912	Absolute Racing	41.853	4	12	Audi Sport Asia Team	2:09.109	2:09.652	0.543
5	999	Audi Sport Asia Tea	39.182	910	JRM	47.992	911	Absolute Racing	41.864	5	97	Solite Indigo Racing	2:09.161	2:09.372	0.211
6	910	JRM	39.217	911	Absolute Racing	48.028	55	Craft-Bamboo Racir	41.946	6	912	Absolute Racing	2:09.173	2:09.350	0.176
7	12	Audi Sport Asia Tea	39.233	55	Craft-Bamboo Racir	48.046	999	Audi Sport Asia Tea	41.967	7	55	Craft-Bamboo Racing	2:09.280	2:09.606	0.325
8	99	Craft-Bamboo Racir	39.240	666	Vincenzo Sospiri Ra	48.114	99	Craft-Bamboo Racir	41.973	8	99	Craft-Bamboo Racing	2:09.360	2:09.489	0.129
9	888	Triple Eight Race Er	39.240	99	Craft-Bamboo Racir	48.146	918	Panther/AAS Motors	41.997	9	910	JRM	2:09.546	2:09.865	0.319
10	55	Craft-Bamboo Racir	39.287	912	Absolute Racing	48.148	13	Audi Sport Asia Tea	42.090	10	999	Audi Sport Asia Team	2:09.570	2:10.099	0.528
11	666	Vincenzo Sospiri Ra	39.308	27	HubAuto Corsa	48.222	27	HubAuto Corsa	42.180	11	27	HubAuto Corsa	2:09.716	2:09.846	0.130
12	27	HubAuto Corsa	39.314	12	Audi Sport Asia Tea	48.261	910	JRM	42.336	12	888	Triple Eight Race Eng	2:09.780	2:11.839	2.058
13	75	T2 Motorsports	39.317	999	Audi Sport Asia Tea	48.421	61	ABSSA Motorsport	42.399	13	13	Audi Sport Asia Team	2:09.880	2:10.006	0.126
14	13	Audi Sport Asia Tea	39.336	13	Audi Sport Asia Tea	48.453	666	Vincenzo Sospiri Ra	42.648	14	666	Vincenzo Sospiri Raci	2:10.071	2:10.227	0.156
15	97	Solite Indigo Racing	39.395	61	ABSSA Motorsport	48.737	888	Triple Eight Race Er	42.656	15	61	ABSSA Motorsport	2:10.578	2:10.749	0.171
16	61	ABSSA Motorsport	39.441	51	AMAC Motorsport	48.878	51	AMAC Motorsport	43.049	16	75	T2 Motorsports	2:11.331	2:11.331	0.000
17	51	AMAC Motorsport	39.838	75	T2 Motorsports	48.911	75	T2 Motorsports	43.102	17	51	AMAC Motorsport	2:11.767	2:11.767	0.000
18	128	Vattana Motorsport	40.085	128	Vattana Motorsport	50.136	128	Vattana Motorsport	44.043	18	128	Vattana Motorsport	2:14.265	2:14.476	0.210
19	111	Team iRace.Win	43.204	111	Team iRace.Win	53.315	81	BMW Team Studie	47.123	19	111	Team iRace.Win	2:23.763	2:24.534	0.770
20	81	BMW Team Studie	43.389	77	Craft-Bamboo Racir	53.485	111	Team iRace.Win	47.243	20	81	BMW Team Studie	2:24.185	2:24.511	0.325
21	77	Craft-Bamboo Racir	43.533	81	BMW Team Studie	53.672	77	Craft-Bamboo Racir	47.348	21	77	Craft-Bamboo Racing	2:24.366	2:24.720	0.353
22	199	Team iRace.Win	43.794	11	GTO Racing with TT	53.956	199	Team iRace.Win	47.437	22	11	GTO Racing with TTR	2:25.509	2:26.402	0.892
23	11	GTO Racing with TT	43.811	199	Team iRace.Win	54.908	11	GTO Racing with TT	47.741	23	199	Team iRace.Win	2:26.140	2:26.261	0.120

Weather / Track : Bright / Dry

Results can be found at [www.tsl-timing.com](http://www.tsl-timing.com)

Korea International Circuit  
Circuit Length = 5.615 km  
Start: 08:30 Flag 09:00 End: 09:05

Printed - 09:20 Saturday, 03 August 2019



# Blancpain GT World Challenge Asia

## OFFICIAL PRACTICE - BEST SECTORS

SECTOR 1			SECTOR 2			SECTOR 3			IDEAL / BEST COMPARISON						
POS	NO	NAME	TIME	NO	NAME	TIME	NO	NAME	TIME	POS	NO	NAME	IDEAL	BEST	DIFF
													<b>PERFECT LAP</b>	<b>2:08.299</b>	
1	918	Panther/AAS Motors	39.007	918	Panther/AAS Motors	47.678	12	Audi Sport Asia Tea	41.613	1	88	Craft-Bamboo Racing	2:08.556	2:08.625	0.069
2	88	Craft-Bamboo Racir	39.079	88	Craft-Bamboo Racir	47.704	88	Craft-Bamboo Racir	41.773	2	918	Panther/AAS Motors	2:08.683	2:08.683	0.000
3	911	Absolute Racing	39.114	888	Triple Eight Race Er	47.883	97	Solite Indigo Racing	41.776	3	911	Absolute Racing	2:09.007	2:09.335	0.328
4	912	Absolute Racing	39.172	97	Solite Indigo Racing	47.989	912	Absolute Racing	41.853	4	12	Audi Sport Asia Team	2:09.109	2:09.652	0.543
5	999	Audi Sport Asia Tea	39.182	910	JRM	47.992	911	Absolute Racing	41.864	5	97	Solite Indigo Racing	2:09.161	2:09.372	0.211
6	910	JRM	39.217	911	Absolute Racing	48.028	55	Craft-Bamboo Racir	41.946	6	912	Absolute Racing	2:09.173	2:09.350	0.176
7	12	Audi Sport Asia Tea	39.233	55	Craft-Bamboo Racir	48.046	999	Audi Sport Asia Tea	41.967	7	55	Craft-Bamboo Racing	2:09.280	2:09.606	0.325
8	99	Craft-Bamboo Racir	39.240	666	Vincenzo Sospiri Ra	48.114	99	Craft-Bamboo Racir	41.973	8	99	Craft-Bamboo Racing	2:09.360	2:09.489	0.129
9	888	Triple Eight Race Er	39.240	99	Craft-Bamboo Racir	48.146	918	Panther/AAS Motors	41.997	9	910	JRM	2:09.546	2:09.865	0.319
10	55	Craft-Bamboo Racir	39.287	912	Absolute Racing	48.148	13	Audi Sport Asia Tea	42.090	10	999	Audi Sport Asia Team	2:09.570	2:10.099	0.528
11	666	Vincenzo Sospiri Ra	39.308	27	HubAuto Corsa	48.222	27	HubAuto Corsa	42.180	11	27	HubAuto Corsa	2:09.716	2:09.846	0.130
12	27	HubAuto Corsa	39.314	12	Audi Sport Asia Tea	48.261	910	JRM	42.336	12	888	Triple Eight Race Eng	2:09.780	2:11.839	2.058
13	75	T2 Motorsports	39.317	999	Audi Sport Asia Tea	48.421	61	ABSSA Motorsport	42.399	13	13	Audi Sport Asia Team	2:09.880	2:10.006	0.126
14	13	Audi Sport Asia Tea	39.336	13	Audi Sport Asia Tea	48.453	666	Vincenzo Sospiri Ra	42.648	14	666	Vincenzo Sospiri Raci	2:10.071	2:10.227	0.156
15	97	Solite Indigo Racing	39.395	61	ABSSA Motorsport	48.737	888	Triple Eight Race Er	42.656	15	61	ABSSA Motorsport	2:10.578	2:10.749	0.171
16	61	ABSSA Motorsport	39.441	51	AMAC Motorsport	48.878	51	AMAC Motorsport	43.049	16	75	T2 Motorsports	2:11.331	2:11.331	0.000
17	51	AMAC Motorsport	39.838	75	T2 Motorsports	48.911	75	T2 Motorsports	43.102	17	51	AMAC Motorsport	2:11.767	2:11.767	0.000
18	128	Vattana Motorsport	40.085	128	Vattana Motorsport	50.136	128	Vattana Motorsport	44.043	18	128	Vattana Motorsport	2:14.265	2:14.476	0.210
19	111	Team iRace.Win	43.204	111	Team iRace.Win	53.315	81	BMW Team Studie	47.123	19	111	Team iRace.Win	2:23.763	2:24.534	0.770
20	81	BMW Team Studie	43.389	77	Craft-Bamboo Racir	53.485	111	Team iRace.Win	47.243	20	81	BMW Team Studie	2:24.185	2:24.511	0.325
21	77	Craft-Bamboo Racir	43.533	81	BMW Team Studie	53.672	77	Craft-Bamboo Racir	47.348	21	77	Craft-Bamboo Racing	2:24.366	2:24.720	0.353
22	199	Team iRace.Win	43.794	11	GTO Racing with TT	53.956	199	Team iRace.Win	47.437	22	11	GTO Racing with TTR	2:25.509	2:26.402	0.892
23	11	GTO Racing with TT	43.811	199	Team iRace.Win	54.908	11	GTO Racing with TT	47.741	23	199	Team iRace.Win	2:26.140	2:26.261	0.120

Weather / Track : Bright / Dry

Results can be found at [www.tsl-timing.com](http://www.tsl-timing.com)

Korea International Circuit  
Circuit Length = 5.615 km  
Start: 08:30 Flag 09:00 End: 09:05

Printed - 09:20 Saturday, 03 August 2019

# Blancpain GT World Challenge Asia

## OFFICIAL PRACTICE - DRIVER STATISTICS

POS	NO	CL	PIC	TEAM / DRIVERS	CAR	LAPS	RACE TIME	%	BEST	ON	KPH
1	88	GT3PA	1	Craft-Bamboo Racing (HKG) Jeffrey LEE (TPE) Maxi GOETZ (DEU)	Mercedes-AMG GT3	12 6 5	<b>31:12.252</b> 18:24.536 11:16.227	59.00 36.12	2:14.768 2:08.625	6 11	149.99 157.15
2	918	GT3PA	2	Panther/AAS Motorsport (CHN) Vutthikorn INTHRAPHUVASAK (THA) Alexandre IMPERATORI (CHE)	Porsche 911 GT3 R	11 4 6	<b>27:43.730</b> 9:36.107 16:55.950	34.63 61.06	2:11.135 2:08.683	10 6	154.14 157.08
3	911	GT3S	1	Absolute Racing (CHN) Tanart SATHIENTHIRAKUL (THA) Philip HAMPRECHT (DEU)	Porsche 911 GT3 R	11 4 6	<b>27:57.369</b> 9:06.799 17:09.834	32.60 61.40	2:10.005 2:09.335	9 5	155.48 156.29
4	912	GT3S	2	Absolute Racing (CHN) Yuan BO (CHN) Leo Ye HONGLI (CHN)	Porsche 911 GT3 R	12 4 7	<b>30:27.522</b> 10:29.583 19:57.938	34.45 65.55	2:11.825 2:09.350	7 12	153.33 156.27
5	97	GT3S	3	Solite Indigo Racing (KOR) Roelof BRUJNS (KOR) Manuel METZGER (DEU)	Mercedes-AMG GT3	11 6 4	<b>28:21.804</b> 13:19.070 15:02.733	46.95 53.05	2:09.772 2:09.372	9 3	155.76 156.24
6	99	GT3S	4	Craft-Bamboo Racing (HKG) Christina NIELSEN (DNK) Darryl O'YOUNG (HKG)	Mercedes-AMG GT3	12 6 5	<b>30:40.539</b> 17:23.378 11:33.210	56.69 37.66	2:11.118 2:09.489	6 11	154.16 156.10
7	55	GT3PA	3	Craft-Bamboo Racing (HKG) Daniel AU (SGP) Melvin MOH (MYS)	Mercedes-AMG GT3	12 5 6	<b>31:02.947</b> 17:43.367 13:19.580	57.08 42.92	2:31.945 2:09.606	3 11	133.03 155.96
8	12	GT3S	5	Audi Sport Asia Team Absolute Racing Weiron TAN (MYS) Martin RUMP (EST)	Audi R8 LMS GT3 2019	12 5 6	<b>31:57.099</b> 15:21.307 13:04.632	48.06 40.93	2:09.929 2:09.652	5 12	155.57 155.90
9	27	GT3S	6	HubAuto Corsa (TPE) Yuya SAKAMOTO (JPN) Marcos GOMES (BRA)	Ferrari 488 GT3	13 6 6	<b>30:46.671</b> 17:14.539 13:32.132	56.02 43.98	2:10.757 2:09.846	4 13	154.59 155.67
10	910	GT3PA	4	JRM (CHN) Anthony LIU (CHN) Chris VAN DER DRIFT (NZL)	Porsche 911 GT3 R	13 7 5	<b>30:51.870</b> 15:32.986 15:18.884	50.38 49.62	2:10.331 2:09.865	12 5	155.09 155.65
11	13	GT3PA	5	Audi Sport Asia Team Absolute Racing Jingzu SUN (CHN) Congfu CHENG (CHN)	Audi R8 LMS GT3 2019	12 5 6	<b>30:04.712</b> 11:17.796 17:16.258	37.56 57.42	2:14.778 2:10.006	12 6	149.97 155.48
12	999	GT3S	7	Audi Sport Asia Team TSRT (CHN) Weian CHEN (CHN) Rahel FREY (CHE)	Audi R8 LMS GT3 2019	12 4 7	<b>30:20.311</b> 8:42.855 20:07.285	28.72 66.32	2:10.238 2:10.099	12 7	155.20 155.37
13	666	GT3PA	6	Vincenzo Sospiri Racing (ITA) Alex AU (HKG) Frederik SCHANDORFF (DNK)	Lamborghini Huracán GT3 EVO	13 6 6	<b>30:44.403</b> 17:30.180 13:14.222	56.94 43.06	2:11.534 2:10.227	5 12	153.67 155.22
14	61	GT3PA	7	ABSSA Motorsport (JPN) Piti BHIROMBHAKDI (THA) Keita SAWA (JPN)	McLaren 720S GT3	13 6 6	<b>30:53.854</b> 17:42.669 13:11.184	57.32 42.68	2:11.832 2:10.749	6 11	153.33 154.60
15	75	GT3PA	8	T2 Motorsports (SGP) David TJIPTOBIANTORO (IDN) Rio HARYANTO (IDN)	Ferrari 488 GT3	12 6 5	<b>30:49.956</b> 18:11.428 11:15.121	59.00 36.49	2:16.883 2:11.331	6 12	147.67 153.91
16	51	GT3AM	1	AMAC Motorsport (AUS) Andrew MACPHERSON (AUS) William Ben PORTER (AUS)	Lamborghini Huracan GT3 EVO	13 7 5	<b>31:29.985</b> 20:18.825 11:11.160	64.49 35.51	2:17.237 2:11.767	6 12	147.29 153.40
17	888	GT3PA	9	Triple Eight Race Engineering Australia HH Prince Abdul Rahman IBRAHIM (MYS) Shane VAN GISBERGEN (NZL)	Mercedes-AMG GT3	12 6 5	<b>30:07.585</b> 13:24.735 15:09.956	44.52 50.34	2:13.044 2:11.839	9 5	151.93 153.32
18	128 *	GT3AM	2	Vattana Motorsport (THA) Chonsawat ASAVAHAME (THA) Akihiro ASAI (JPN)	Lamborghini Huracan GT3 EVO	11 6 4	<b>29:41.494</b> 14:28.932 15:12.562	48.78 51.22	2:17.426 2:14.476	9 3	147.08 150.31
19	81	GT4AM	1	BMW Team Studie (JPN) Sunako JUKUCHOU (JPN) Takayuki KINOSHITA (JPN)	BMW M4 GT4	12 7 4	<b>31:16.310</b> 16:57.963 14:18.346	54.25 45.75	2:24.511 2:26.973	10 3	139.87 137.53

Korea International Circuit

Circuit Length = 5.615 km

Start: 08:30 Flag 09:00 End: 09:05

Weather / Track : Bright / Dry

# Blancpain GT World Challenge Asia

## OFFICIAL PRACTICE - DRIVER STATISTICS

POS	NO	CL	PIC	TEAM / DRIVERS	CAR	LAPS	RACE TIME	%	BEST	ON	KPH
20	111	GT4AM	2	Team iRace.Win (TPE) Ringo CHONG (SGP) Setiawan SANTOSO (IDN)	Mercedes-AMG GT4	12	<b>31:41.926</b>				
						4	14:35.351	46.02	2:24.610	4	139.78
						7	17:06.574	53.98	2:24.534	12	139.85
21	77	GT4AM	3	Craft-Bamboo Racing (HKG) Frank YU (HKG) Richard WEE (SGP)	Mercedes-AMG GT4	12	<b>31:14.680</b>				
						7	17:11.330	55.01	2:24.720	12	139.67
						4	14:03.350	44.99	2:26.211	4	138.25
22	199	GT4AM	4	Team iRace.Win (TPE) Keo CHANG (TPE) Joe CHI (TPE)	Mercedes-AMG GT4	10	<b>29:05.409</b>				
						6	14:45.985	50.76	2:26.261	7	138.20
						3	14:19.423	49.24	2:41.404	3	125.23
23	11	GT4AM	5	GTO Racing with TTR (JPN) Brian LEE (TPE) Tony FONG (HKG)	Mercedes-AMG GT4	11	<b>30:38.826</b>				
						4	13:53.001	45.30	2:26.402	2	138.07
						6	16:45.825	54.70	2:33.293	7	131.86

\*Car 128 - Please change transponder position, intermittent signal

# Blancpain GT World Challenge Asia

## OFFICIAL PRACTICE - PIT STOP ANALYSIS

<b>P1</b>	<b>88 GT3PA</b>	<b>Craft-Bamboo Racing</b>	<b>Mercedes-AMG GT3</b>
D1: Jeffrey LEE	Total Stint: 6 Laps	- 18:24.536 (59%)	Best Lap: 2:14.768 On Lap 6 @ 149.99 kph
D2: Maxi GOETZ	Total Stint: 5 Laps	- 11:16.227 (36.12%)	Best Lap: 2:08.625 On Lap 11 @ 157.15 kph

STOP	IN TIME	DRIVER IN	STINT TIME	STOP TIME	TOTAL STOP TIME	OUT TIME	DRIVER OUT
1 -	08:37:37.874	Jeffrey LEE	7:22.909	1:31.488	1:31.488	08:39:09.363	Jeffrey LEE
2 -	08:48:40.739	Jeffrey LEE	9:31.375	1:30.251	3:01.740	08:50:10.990	Maxi GOETZ
3 -	09:01:27.217	Maxi GOETZ					

<b>P2</b>	<b>918 GT3PA</b>	<b>Panther/AAS Motorsport</b>	<b>Porsche 911 GT3 R</b>
D1: Vutthikorn INTRAPHUVASAK	Total Stint: 4 Laps	- 9:36.107 (34.63%)	Best Lap: 2:11.135 On Lap 10 @ 154.14 kph
D2: Alexandre IMPERATORI	Total Stint: 6 Laps	- 16:55.950 (61.06%)	Best Lap: 2:08.683 On Lap 6 @ 157.08 kph

STOP	IN TIME	DRIVER IN	STINT TIME	STOP TIME	TOTAL STOP TIME	OUT TIME	DRIVER OUT
1 -	08:36:57.602	Alexandre IMPERATORI	6:52.851	1:11.673	1:11.673	08:38:09.275	Alexandre IMPERATORI
2 -	08:46:53.813	Alexandre IMPERATORI	8:44.537	1:18.562	2:30.235	08:48:12.375	Vutthikorn INTRAPHUVASAK
3 -	08:57:48.482	Vutthikorn INTRAPHUV.					

<b>P3</b>	<b>911 GT3S</b>	<b>Absolute Racing</b>	<b>Porsche 911 GT3 R</b>
D1: Tanart SATHIENTHIRAKUL	Total Stint: 4 Laps	- 9:06.799 (32.6%)	Best Lap: 2:10.005 On Lap 9 @ 155.48 kph
D2: Philip HAMPRECHT	Total Stint: 6 Laps	- 17:09.834 (61.4%)	Best Lap: 2:09.335 On Lap 5 @ 156.29 kph

STOP	IN TIME	DRIVER IN	STINT TIME	STOP TIME	TOTAL STOP TIME	OUT TIME	DRIVER OUT
1 -	08:36:59.081	Philip HAMPRECHT	6:53.054	1:40.734	1:40.734	08:38:39.816	Philip HAMPRECHT
2 -	08:47:23.747	Philip HAMPRECHT	8:43.930	1:32.849	3:13.584	08:48:56.596	Tanart SATHIENTHIRAKUL
3 -	08:58:03.396	Tanart SATHIENTHIRAKI					

<b>P4</b>	<b>912 GT3S</b>	<b>Absolute Racing</b>	<b>Porsche 911 GT3 R</b>
D1: Yuan BO	Total Stint: 4 Laps	- 10:29.583 (34.45%)	Best Lap: 2:11.825 On Lap 7 @ 153.33 kph
D2: Leo Ye HONGLI	Total Stint: 7 Laps	- 19:57.938 (65.55%)	Best Lap: 2:09.350 On Lap 12 @ 156.27 kph

STOP	IN TIME	DRIVER IN	STINT TIME	STOP TIME	TOTAL STOP TIME	OUT TIME	DRIVER OUT
1 -	08:39:42.256	Leo Ye HONGLI	9:31.016	1:30.150	1:30.150	08:41:12.406	Yuan BO
2 -	08:50:12.324	Yuan BO	8:59.917	1:29.665	2:59.816	08:51:41.990	Leo Ye HONGLI
-	Finish	Leo Ye HONGLI	8:56.771				

<b>P5</b>	<b>97 GT3S</b>	<b>Solite Indigo Racing</b>	<b>Mercedes-AMG GT3</b>
D1: Roelof BRUINS	Total Stint: 6 Laps	- 13:19.070 (46.95%)	Best Lap: 2:09.772 On Lap 9 @ 155.76 kph
D2: Manuel METZGER	Total Stint: 4 Laps	- 15:02.733 (53.05%)	Best Lap: 2:09.372 On Lap 3 @ 156.24 kph

STOP	IN TIME	DRIVER IN	STINT TIME	STOP TIME	TOTAL STOP TIME	OUT TIME	DRIVER OUT
1 -	08:41:08.001	Manuel METZGER	11:00.877	4:01.855	4:01.855	08:45:09.857	Roelof BRUINS
2 -	08:58:28.928	Roelof BRUINS					

<b>P6</b>	<b>99 GT3S</b>	<b>Craft-Bamboo Racing</b>	<b>Mercedes-AMG GT3</b>
D1: Christina NIELSEN	Total Stint: 6 Laps	- 17:23.378 (56.69%)	Best Lap: 2:11.118 On Lap 6 @ 154.16 kph
D2: Darryl O'YOUNG	Total Stint: 5 Laps	- 11:33.210 (37.66%)	Best Lap: 2:09.489 On Lap 11 @ 156.10 kph

STOP	IN TIME	DRIVER IN	STINT TIME	STOP TIME	TOTAL STOP TIME	OUT TIME	DRIVER OUT
1 -	08:37:03.910	Christina NIELSEN	6:51.219	1:43.950	1:43.950	08:38:47.860	Christina NIELSEN
2 -	08:47:44.482	Christina NIELSEN	8:56.622	1:35.537	3:19.487	08:49:20.019	Darryl O'YOUNG
3 -	09:00:53.229	Darryl O'YOUNG					

<b>P7</b>	<b>55 GT3PA</b>	<b>Craft-Bamboo Racing</b>	<b>Mercedes-AMG GT3</b>
D1: Daniel AU	Total Stint: 5 Laps	- 17:43.367 (57.08%)	Best Lap: 2:31.945 On Lap 3 @ 133.03 kph
D2: Melvin MOH	Total Stint: 6 Laps	- 13:19.580 (42.92%)	Best Lap: 2:09.606 On Lap 11 @ 155.96 kph

STOP	IN TIME	DRIVER IN	STINT TIME	STOP TIME	TOTAL STOP TIME	OUT TIME	DRIVER OUT
1 -	08:46:35.440	Daniel AU	15:49.592	1:53.775	1:53.775	08:48:29.215	Melvin MOH
-	Finish	Melvin MOH	13:19.580				

<b>P8</b>	<b>12 GT3S</b>	<b>Audi Sport Asia Team Absolute Racing</b>	<b>Audi R8 LMS GT3 2019</b>
D1: Weiron TAN	Total Stint: 5 Laps	- 15:21.307 (48.06%)	Best Lap: 2:09.929 On Lap 5 @ 155.57 kph
D2: Martin RUMP	Total Stint: 6 Laps	- 13:04.632 (40.93%)	Best Lap: 2:09.652 On Lap 12 @ 155.90 kph

STOP	IN TIME	DRIVER IN	STINT TIME	STOP TIME	TOTAL STOP TIME	OUT TIME	DRIVER OUT
1 -	08:34:43.702	Weiron TAN	4:35.413	1:45.628	1:45.628	08:36:29.331	Weiron TAN
2 -	08:45:29.727	Weiron TAN	9:00.395	1:45.499	3:31.127	08:47:15.226	Martin RUMP

Weather / Track : Bright / Dry

Results can be found at [www.tsl-timing.com](http://www.tsl-timing.com)

Page 1 of 3

Korea International Circuit  
Circuit Length = 5.615 km  
Start: 08:30 Flag 09:00 End: 09:05

Printed - 09:24 Saturday, 03 August 2019

# Blancpain GT World Challenge Asia

## OFFICIAL PRACTICE - PIT STOP ANALYSIS

3- 08:51:38.715 Martin RUMP 4:23.489 1:45.530 5:16.658 08:53:24.246 Martin RUMP  
 - Finish Martin RUMP 8:41.143

<b>P9</b>	<b>27 GT3S</b>	<b>HubAuto Corsa</b>	<b>Ferrari 488 GT3</b>				
D1: Yuya SAKAMOTO	Total Stint: 6 Laps - 17:14.539 (56.02%)		Best Lap: 2:10.757 On Lap 4 @ 154.59 kph				
D2: Marcos GOMES	Total Stint: 6 Laps - 13:32.132 (43.98%)		Best Lap: 2:09.846 On Lap 13 @ 155.67 kph				
STOP	IN TIME	DRIVER IN	STINT TIME	STOP TIME	TOTAL STOP TIME	OUT TIME	DRIVER OUT

1- 08:45:55.834 Yuya SAKAMOTO 15:37.739 1:36.799 1:36.799 08:47:32.634 Marcos GOMES  
 - Finish Marcos GOMES 13:32.132

<b>P10</b>	<b>910 GT3PA</b>	<b>JRM</b>	<b>Porsche 911 GT3 R</b>				
D1: Anthony LIU	Total Stint: 7 Laps - 15:32.986 (50.38%)		Best Lap: 2:10.331 On Lap 12 @ 155.09 kph				
D2: Chris VAN DER DRIFT	Total Stint: 5 Laps - 15:18.884 (49.62%)		Best Lap: 2:09.865 On Lap 5 @ 155.65 kph				
STOP	IN TIME	DRIVER IN	STINT TIME	STOP TIME	TOTAL STOP TIME	OUT TIME	DRIVER OUT

1- 08:44:06.596 Chris VAN DER DRIFT 13:47.236 1:31.647 1:31.647 08:45:38.244 Anthony LIU  
 - Finish Anthony LIU 15:32.986

<b>P11</b>	<b>13 GT3PA</b>	<b>Audi Sport Asia Team Absolute Racing</b>	<b>Audi R8 LMS GT3 2019</b>				
D1: Jingzu SUN	Total Stint: 5 Laps - 11:17.796 (37.56%)		Best Lap: 2:14.778 On Lap 12 @ 149.97 kph				
D2: Congfu CHENG	Total Stint: 6 Laps - 17:16.258 (57.42%)		Best Lap: 2:10.006 On Lap 6 @ 155.48 kph				
STOP	IN TIME	DRIVER IN	STINT TIME	STOP TIME	TOTAL STOP TIME	OUT TIME	DRIVER OUT

1- 08:37:14.112 Congfu CHENG 6:57.893 1:30.657 1:30.657 08:38:44.769 Congfu CHENG  
 2- 08:47:32.526 Congfu CHENG 8:47.756 1:30.608 3:01.265 08:49:03.134 Jingzu SUN  
 - Finish Jingzu SUN 11:17.796

<b>P12</b>	<b>999 GT3S</b>	<b>Audi Sport Asia Team TSRT</b>	<b>Audi R8 LMS GT3 2019</b>				
D1: Weian CHEN	Total Stint: 4 Laps - 8:42.855 (28.72%)		Best Lap: 2:10.238 On Lap 12 @ 155.20 kph				
D2: Rahel FREY	Total Stint: 7 Laps - 20:07.285 (66.32%)		Best Lap: 2:10.099 On Lap 7 @ 155.37 kph				
STOP	IN TIME	DRIVER IN	STINT TIME	STOP TIME	TOTAL STOP TIME	OUT TIME	DRIVER OUT

1- 08:37:20.581 Rahel FREY 6:57.803 1:30.170 1:30.170 08:38:50.751 Rahel FREY  
 2- 08:50:16.958 Rahel FREY 11:26.207 1:43.274 3:13.445 08:52:00.233 Weian CHEN  
 - Finish Weian CHEN 8:42.855

<b>P13</b>	<b>666 GT3PA</b>	<b>Vincenzo Sospiri Racing</b>	<b>Lamborghini Huracán GT3 EVO</b>				
D1: Alex AU	Total Stint: 6 Laps - 17:30.180 (56.94%)		Best Lap: 2:11.534 On Lap 5 @ 153.67 kph				
D2: Frederik SCHANDORFF	Total Stint: 6 Laps - 13:14.222 (43.06%)		Best Lap: 2:10.227 On Lap 12 @ 155.22 kph				
STOP	IN TIME	DRIVER IN	STINT TIME	STOP TIME	TOTAL STOP TIME	OUT TIME	DRIVER OUT

1- 08:46:38.348 Alex AU 16:08.408 1:21.772 1:21.772 08:48:00.120 Frederik SCHANDORFF  
 - Finish Frederik SCHANDORFF 13:14.222

<b>P14</b>	<b>61 GT3PA</b>	<b>ABSSA Motorsport</b>	<b>McLaren 720S GT3</b>				
D1: Piti BHIROMBHAKDI	Total Stint: 6 Laps - 17:42.669 (57.32%)		Best Lap: 2:11.832 On Lap 6 @ 153.33 kph				
D2: Keita SAWA	Total Stint: 6 Laps - 13:11.184 (42.68%)		Best Lap: 2:10.749 On Lap 11 @ 154.60 kph				
STOP	IN TIME	DRIVER IN	STINT TIME	STOP TIME	TOTAL STOP TIME	OUT TIME	DRIVER OUT

1- 08:47:22.971 Piti BHIROMBHAKDI 16:04.290 1:38.379 1:38.379 08:49:01.351 Keita SAWA  
 2- 09:02:12.536 Keita SAWA

<b>P15</b>	<b>75 GT3PA</b>	<b>T2 Motorsports</b>	<b>Ferrari 488 GT3</b>				
D1: David TJIPTOBIANTORO	Total Stint: 6 Laps - 18:11.428 (59%)		Best Lap: 2:16.883 On Lap 6 @ 147.67 kph				
D2: Rio HARYANTO	Total Stint: 5 Laps - 11:15.121 (36.49%)		Best Lap: 2:11.331 On Lap 12 @ 153.91 kph				
STOP	IN TIME	DRIVER IN	STINT TIME	STOP TIME	TOTAL STOP TIME	OUT TIME	DRIVER OUT

1- 08:33:06.154 David TJIPTOBIANTORO 2:37.972 1:23.405 1:23.405 08:34:29.560 David TJIPTOBIANTORO  
 2- 08:48:38.474 David TJIPTOBIANTORO 14:08.914 1:24.542 2:47.948 08:50:03.017 Rio HARYANTO  
 - Finish Rio HARYANTO 11:15.121

<b>P16</b>	<b>51 GT3AM</b>	<b>AMAC Motorsport</b>	<b>Lamborghini Huracan GT3 EVO</b>				
D1: Andrew MACPHERSON	Total Stint: 7 Laps - 20:18.825 (64.49%)		Best Lap: 2:17.237 On Lap 6 @ 147.29 kph				
D2: William Ben PORTER	Total Stint: 5 Laps - 11:11.160 (35.51%)		Best Lap: 2:11.767 On Lap 12 @ 153.40 kph				
STOP	IN TIME	DRIVER IN	STINT TIME	STOP TIME	TOTAL STOP TIME	OUT TIME	DRIVER OUT

1- 08:49:06.712 Andrew MACPHERSON 18:45.536 1:33.288 1:33.288 08:50:40.001 William Ben PORTER  
 - Finish William Ben PORTER 11:11.160

Weather / Track : Bright / Dry

Korea International Circuit  
 Circuit Length = 5.615 km  
 Start: 08:30 Flag 09:00 End: 09:05

# Blancpain GT World Challenge Asia

## OFFICIAL PRACTICE - PIT STOP ANALYSIS

STOP	IN TIME	DRIVER IN	STINT TIME	STOP TIME	TOTAL STOP TIME	OUT TIME	DRIVER OUT
<b>P17 888 GT3PA Triple Eight Race Engineering Australia Mercedes-AMG GT3</b> D1: HH Prince Abdul Rahman IBRAHIM Total Stint: 6 Laps - 13:24.735 (44.52%) Best Lap: 2:13.044 On Lap 9 @ 151.93 kph D2: Shane VAN GISBERGEN Total Stint: 5 Laps - 15:09.956 (50.34%) Best Lap: 2:11.839 On Lap 5 @ 153.32 kph							
1 -	08:37:22.354	Shane VAN GISBERGEN	6:58.400	1:32.893	1:32.893	08:38:55.247	Shane VAN GISBERGEN
2 -	08:45:36.191	Shane VAN GISBERGEN	6:40.943	1:30.613	3:03.506	08:47:06.804	HH Prince Abdul Rahman IBRAHIM
-	Finish	HH Prince Abdul Rahman IBRAHIM	13:24.735				
<b>P18 128 GT3AM Vattana Motorsport Lamborghini Huracan GT3 EVO</b> D1: Chonsawat ASAVAHAME Total Stint: 6 Laps - 14:28.932 (48.78%) Best Lap: 2:17.426 On Lap 9 @ 147.08 kph D2: Akihiro ASAI Total Stint: 4 Laps - 15:12.562 (51.22%) Best Lap: 2:14.476 On Lap 3 @ 150.31 kph							
1 -	08:42:13.352	Akihiro ASAI	11:01.970	4:10.591	4:10.591	08:46:23.943	Chonsawat ASAVAHAME
-	Finish	Chonsawat ASAVAHAME	14:28.932				
<b>P19 81 GT4AM BMW Team Studie BMW M4 GT4</b> D1: Sunako JUKUCHOU Total Stint: 7 Laps - 16:57.963 (54.25%) Best Lap: 2:24.511 On Lap 10 @ 139.87 kph D2: Takayuki KINOSHITA Total Stint: 4 Laps - 14:18.346 (45.75%) Best Lap: 2:26.973 On Lap 3 @ 137.53 kph							
1 -	08:43:11.468	Takayuki KINOSHITA	12:31.383	1:46.963	1:46.963	08:44:58.431	Sunako JUKUCHOU
-	Finish	Sunako JUKUCHOU	16:57.963				
<b>P20 111 GT4AM Team iRace.Win Mercedes-AMG GT4</b> D1: Ringo CHONG Total Stint: 4 Laps - 14:35.351 (46.02%) Best Lap: 2:24.610 On Lap 4 @ 139.78 kph D2: Setiawan SANTOSO Total Stint: 7 Laps - 17:06.574 (53.98%) Best Lap: 2:24.534 On Lap 12 @ 139.85 kph							
1 -	08:43:41.325	Ringo CHONG	12:57.905	1:37.446	1:37.446	08:45:18.772	Setiawan SANTOSO
-	Finish	Setiawan SANTOSO	17:06.574				
<b>P21 77 GT4AM Craft-Bamboo Racing Mercedes-AMG GT4</b> D1: Frank YU Total Stint: 7 Laps - 17:11.330 (55.01%) Best Lap: 2:24.720 On Lap 12 @ 139.67 kph D2: Richard WEE Total Stint: 4 Laps - 14:03.350 (44.99%) Best Lap: 2:26.211 On Lap 4 @ 138.25 kph							
1 -	08:43:00.949	Richard WEE	12:26.712	1:36.638	1:36.638	08:44:37.587	Frank YU
-	Finish	Frank YU	17:11.330				
<b>P22 199 GT4AM Team iRace.Win Mercedes-AMG GT4</b> D1: Keo CHANG Total Stint: 6 Laps - 14:45.985 (50.76%) Best Lap: 2:26.261 On Lap 7 @ 138.20 kph D2: Joe CHI Total Stint: 3 Laps - 14:19.423 (49.24%) Best Lap: 2:41.404 On Lap 3 @ 125.23 kph							
1 -	08:43:38.532	Joe CHI	12:38.075	1:41.347	1:41.347	08:45:19.880	Keo CHANG
-	Finish	Keo CHANG	14:45.985				
<b>P23 11 GT4AM GTO Racing with TTR Mercedes-AMG GT4</b> D1: Brian LEE Total Stint: 4 Laps - 13:53.001 (45.3%) Best Lap: 2:26.402 On Lap 2 @ 138.07 kph D2: Tony FONG Total Stint: 6 Laps - 16:45.825 (54.7%) Best Lap: 2:33.293 On Lap 7 @ 131.86 kph							
1 -	08:43:04.232	Brian LEE	12:27.839	1:25.161	1:25.161	08:44:29.393	Tony FONG
-	Finish	Tony FONG	16:45.825				

Weather / Track : Bright / Dry

Results can be found at [www.tsl-timing.com](http://www.tsl-timing.com)

Page 3 of 3

Korea International Circuit  
 Circuit Length = 5.615 km  
 Start: 08:30 Flag 09:00 End: 09:05

Printed - 09:24 Saturday, 03 August 2019

# Blancpain GT World Challenge Asia

## OFFICIAL PRACTICE - STATISTICS

**Competitors Started** 23  
**Planned Start** 2019-08-03 @ 08:30:00.000  
**Actual Start** 2019-08-03 @ 08:30:00.000  
**Finish Time** 2019-08-03 @ 09:00:05.221  
**Track Length** 5.615km  
**Total Laps** 274  
**Total Distance Covered** 1538.510km

### Session Fastest Lap History

NO	CL	NAME	LAP TIME	TIME OF DAY	LAP	VEHICLE
97	GT3S	<b>Solite Indigo Racing</b> <i>M. METZGER</i>	<b>2:10.751</b>	08:34:32.591	2	Mercedes-AMG GT3
97	GT3S	<b>Solite Indigo Racing</b> <i>M. METZGER</i>	<b>2:09.372</b>	08:36:41.964	3	Mercedes-AMG GT3
918	GT3PA	<b>Panther/AAS Motorsport</b> <i>A. IMPERATORI</i>	<b>2:09.066</b>	08:42:31.698	5	Porsche 911 GT3 R
918	GT3PA	<b>Panther/AAS Motorsport</b> <i>A. IMPERATORI</i>	<b>2:08.683</b>	08:44:40.382	6	Porsche 911 GT3 R
88	GT3PA	<b>Craft-Bamboo Racing</b> <i>M. GOETZ</i>	<b>2:08.625</b>	08:59:10.671	11	Mercedes-AMG GT3

### Flag History

TYPE	TIME OF DAY
GREEN	08:30:00.000
FINISH	09:00:05.221

### Flag Statistics

TYPE	COUNT	TOTAL LAPS	TOTAL TIME
Green	1	13	35:33.281
Red	0	0	0.000
Safety Car	0	0	0.000
FCY	0	0	0.000

Weather / Track : Bright / Dry

These results are provisional until the conclusion of any judicial and technical matters.

Korea International Circuit  
 Circuit Length = 5.615 km  
 Start: 08:30 Flag 09:00 End: 09:05

Race Director : Ravin	Stewards :	Timekeeper :
-----------------------	------------	--------------

**Blancpain GT World Challenge Asia**  
**OFFICIAL PRACTICE - STATISTICS**

**CLASS : GT3S**

**7 Starters**

**Fastest Lap History**

NO	NAME	LAP TIME	TIME OF DAY	LAP	VEHICLE
97	<b>Solite Indigo Racing</b> <i>M. METZGER</i>	<b>2:10.751</b>	08:34:32.591	2	Mercedes-AMG GT3
97	<b>Solite Indigo Racing</b> <i>M. METZGER</i>	<b>2:09.372</b>	08:36:41.964	3	Mercedes-AMG GT3
911	<b>Absolute Racing</b> <i>P. HAMPRECHT</i>	<b>2:09.335</b>	08:42:59.087	5	Porsche 911 GT3 R

**Weather / Track : Bright / Dry**

**These results are provisional until the conclusion of any judicial and technical matters.**

Korea International Circuit  
Circuit Length = 5.615 km  
Start: 08:30 Flag 09:00 End: 09:05

Race Director : Ravin	Stewards :	Timekeeper :
-----------------------	------------	--------------



**Blancpain GT World Challenge Asia**  
**OFFICIAL PRACTICE - STATISTICS**

**CLASS : GT3PA**

**9 Starters**

**Fastest Lap History**

NO	NAME	LAP TIME	TIME OF DAY	LAP	VEHICLE
918	<b>Panther/AAS Motorsport</b> <i>A. IMPERATORI</i>	<b>2:15.597</b>	08:34:42.558	2	Porsche 911 GT3 R
888	<b>Triple Eight Race Engineering Australia</b> <i>S. VAN GISBERGEN</i>	<b>2:12.760</b>	08:35:02.126	2	Mercedes-AMG GT3
910	<b>JRM</b> <i>C. VAN DER DRIFT</i>	<b>2:09.865</b>	08:41:53.904	5	Porsche 911 GT3 R
918	<b>Panther/AAS Motorsport</b> <i>A. IMPERATORI</i>	<b>2:09.066</b>	08:42:31.698	5	Porsche 911 GT3 R
918	<b>Panther/AAS Motorsport</b> <i>A. IMPERATORI</i>	<b>2:08.683</b>	08:44:40.382	6	Porsche 911 GT3 R
88	<b>Craft-Bamboo Racing</b> <i>M. GOETZ</i>	<b>2:08.625</b>	08:59:10.671	11	Mercedes-AMG GT3

**Weather / Track : Bright / Dry**

**These results are provisional until the conclusion of any judicial and technical matters.**

Korea International Circuit  
Circuit Length = 5.615 km  
Start: 08:30 Flag 09:00 End: 09:05

Race Director : Ravin	Stewards :	Timekeeper :
-----------------------	------------	--------------

**Blancpain GT World Challenge Asia**  
**OFFICIAL PRACTICE - STATISTICS**

**CLASS : GT3AM**

**2 Starters**

**Fastest Lap History**

NO	NAME	LAP TIME	TIME OF DAY	LAP	VEHICLE
51	<b>AMAC Motorsport</b> <i>A. MACPHERSON</i>	<b>2:17.595</b>	08:35:11.279	2	Lamborghini Huracan GT3 EVO
128	<b>Vattana Motorsport</b> <i>A. ASAI</i>	<b>2:14.476</b>	08:37:37.012	3	Lamborghini Huracan GT3 EVO
51	<b>AMAC Motorsport</b> <i>W. PORTER</i>	<b>2:12.851</b>	08:57:23.830	11	Lamborghini Huracan GT3 EVO
51	<b>AMAC Motorsport</b> <i>W. PORTER</i>	<b>2:11.767</b>	08:59:35.598	12	Lamborghini Huracan GT3 EVO

**Weather / Track : Bright / Dry**

**These results are provisional until the conclusion of any judicial and technical matters.**

Korea International Circuit  
Circuit Length = 5.615 km  
Start: 08:30 Flag 09:00 End: 09:05

Race Director : Ravin	Stewards :	Timekeeper :
-----------------------	------------	--------------

**Blancpain GT World Challenge Asia**  
**OFFICIAL PRACTICE - STATISTICS**

**CLASS : GT4AM**

**5 Starters**

**Fastest Lap History**

NO	NAME	LAP TIME	TIME OF DAY	LAP	VEHICLE
77	<b>Craft-Bamboo Racing</b> <i>R. WEE</i>	<b>2:26.383</b>	08:35:33.433	2	Mercedes-AMG GT4
77	<b>Craft-Bamboo Racing</b> <i>R. WEE</i>	<b>2:26.211</b>	08:40:26.864	4	Mercedes-AMG GT4
111	<b>Team iRace.Win</b> <i>R. CHONG</i>	<b>2:24.610</b>	08:41:02.811	4	Mercedes-AMG GT4
81	<b>BMW Team Studie</b> <i>S. JUKUCHOU</i>	<b>2:24.511</b>	08:57:06.363	10	BMW M4 GT4

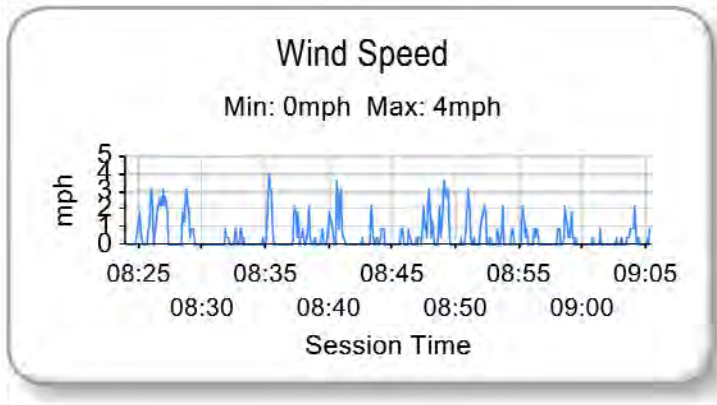
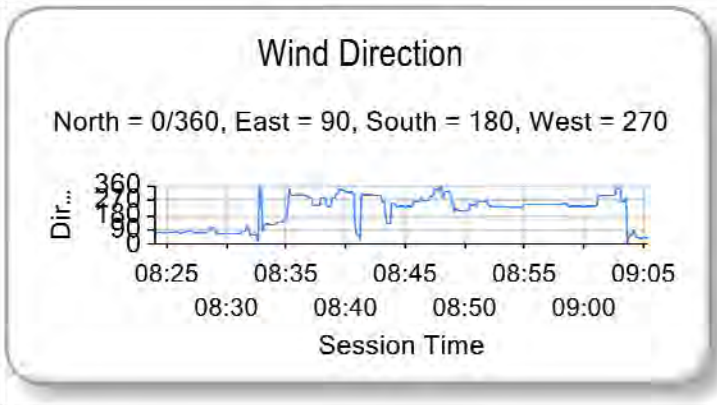
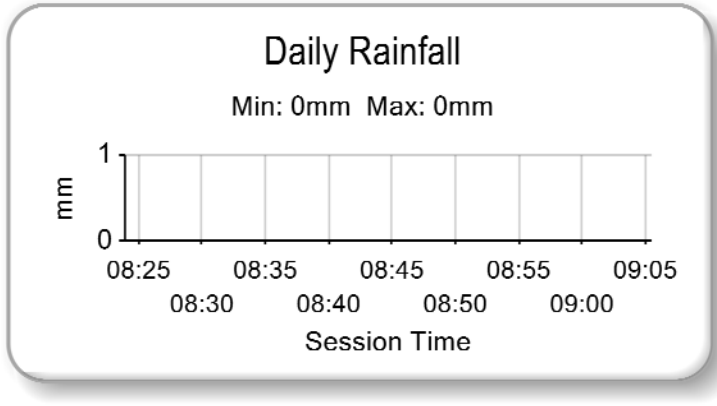
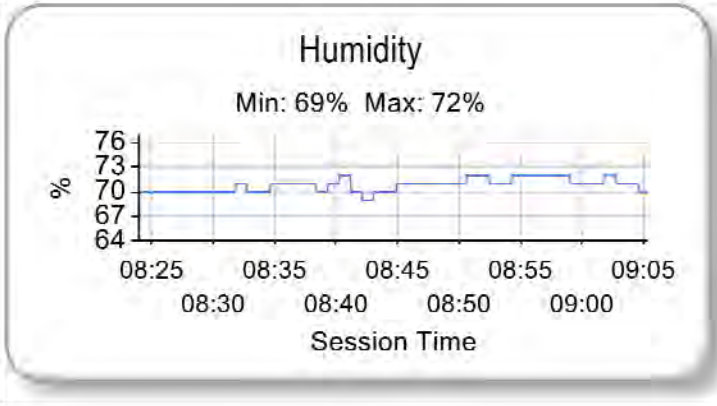
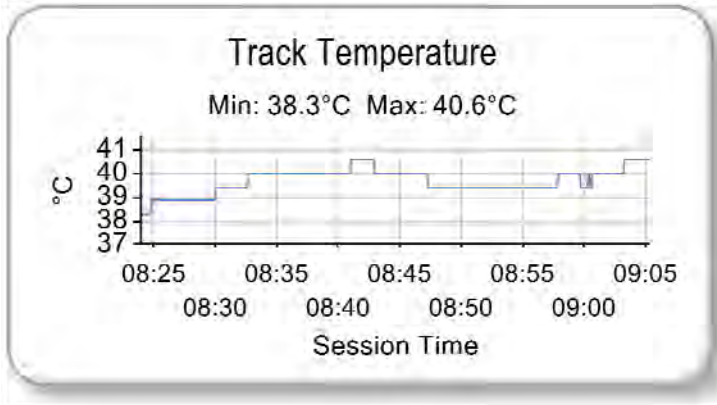
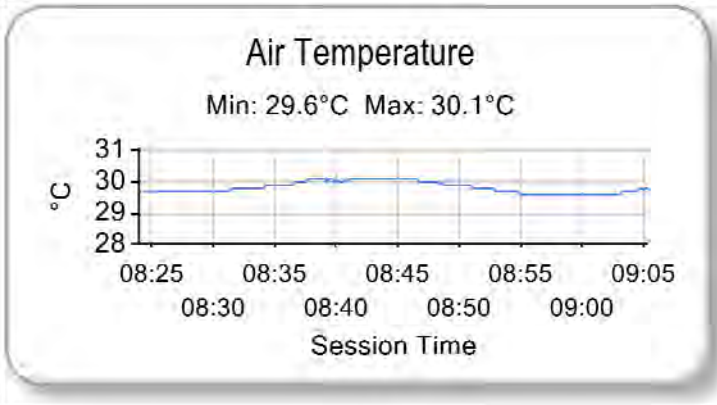
**Weather / Track : Bright / Dry**

**These results are provisional until the conclusion of any judicial and technical matters.**

Korea International Circuit  
Circuit Length = 5.615 km  
Start: 08:30 Flag 09:00 End: 09:05

Race Director : Ravin	Stewards :	Timekeeper :
-----------------------	------------	--------------

**Blancpain GT World Challenge Asia**  
**OFFICIAL PRACTICE - WEATHER CONDITIONS**



## Blancpain GT World Challenge Asia - GT4

### QUALIFYING 1 - CLASSIFICATION - FINAL

POS	NO	CL	PIC	TEAM / DRIVERS	CAR	TIME	ON	LAPS	GAP	DIFF	KPH
1	81	GT4AM	1	BMW Team Studie (JPN) Sunako JUKUCHOU (JPN) / Takayuki KINOSHITA (JPN)	BMW M4 GT4	<b>2:22.882</b>	5	6			141.47
2	77	GT4AM	2	Craft-Bamboo Racing (HKG) Frank YU (HKG) / Richard WEE (SGP)	Mercedes-AMG GT4	<b>2:23.004</b>	3	6	<b>0.122</b>	0.122	141.35
3	11	GT4AM	3	GTO Racing with TTR (JPN) Brian LEE (TPE) / Tony FONG (HKG)	Mercedes-AMG GT4	<b>2:23.242</b>	3	5	<b>0.359</b>	0.237	141.11
4	199	GT4AM	4	Team iRace.Win (TPE) Keo CHANG (TPE) / Joe CHI (TPE)	Mercedes-AMG GT4	<b>2:23.313</b>	4	6	<b>0.430</b>	0.071	141.04
5	111 *	GT4AM	5	Team iRace.Win (TPE) Ringo CHONG (SGP) / Setiawan SANTOSO (IDN)	Mercedes-AMG GT4	<b>2:23.402</b>	5	6	<b>0.519</b>	0.088	140.96

QUALIFYING LAPTIME (115.0% of 2:22.882) = 2:44.314

No. 111 - 1 Lap time disallowed; exceeding track limits.

Weather / Track : Bright / Dry

Korea International Circuit  
 Circuit Length = 5.615 km  
 Start: 10:50 Flag 11:05 End: 11:08

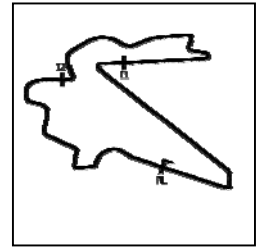
Race Director : Ravin	Stewards : Chief	Series	International	Timekeeper :
-----------------------	------------------	--------	---------------	--------------

Results can be found at [www.tsl-timing.com](http://www.tsl-timing.com)

Printed - 13:46 Saturday, 03 August 2019

# Blancpain GT World Challenge Asia - GT4

## QUALIFYING 1 - SECTOR ANALYSIS



SECTOR 1 = FL to I1, SECTOR 2 = I1 to I2, SECTOR 3 = I2 to FL, DIFF = Difference To Personal Best Lap, P = Crossed Finish Line in Pit Lane, D = Time Disallowed

P1 81 GT4AM BMW Team Studie				BMW M4 GT4			
IDEAL LAP TIME : 2:22.806		BEST LAP TIME : 2:22.882		DIFFERENCE : 0.076			
D1: Sunako JUKUCHOU		D2: Takayuki KINOSHITA					
LAP	SECTOR 1	SECTOR 2	SECTOR 3	LAP TIME	KPH	DIFF	TIME OF DAY
1 - D1	OUTLAP	57.130	48.050				10:54:00.534
2 - D1	43.380	53.115	46.896	2:23.392 (3)	140.96	0.510	10:56:23.927
3 - D1	<b>43.324</b>	53.168	<b>46.566</b>	2:23.059 (2)	141.29	0.177	10:58:46.987
4 - D1	52.375	58.218	49.592	2:40.187	126.18	17.304	11:01:27.174
<b>5 - D1</b>	43.353	<b>52.915</b>	46.614	<b>2:22.882 (1)</b>	<b>141.47</b>		<b>11:03:50.057</b>
6 - D1	54.888	1:04.419	IN PIT	3:04.038 P	109.83	41.155	11:06:54.095

P2 77 GT4AM Craft-Bamboo Racing				Mercedes-AMG GT4			
IDEAL LAP TIME : 2:22.844		BEST LAP TIME : 2:23.004		DIFFERENCE : 0.160			
D1: Frank YU		D2: Richard WEE					
LAP	SECTOR 1	SECTOR 2	SECTOR 3	LAP TIME	KPH	DIFF	TIME OF DAY
1 - D1	OUTLAP	55.485	47.985				10:52:52.325
2 - D1	43.321	53.690	47.126	2:24.138	140.24	1.133	10:55:16.463
<b>3 - D1</b>	43.203	53.027	<b>46.773</b>	<b>2:23.004 (1)</b>	<b>141.35</b>		<b>10:57:39.468</b>
4 - D1	<b>43.154</b>	<b>52.916</b>	47.113	2:23.184 (3)	141.17	0.179	11:00:02.652
5 - D1	43.241	53.037	46.855	2:23.133 (2)	141.22	0.128	11:02:25.785
6 - D1	43.363	57.078	IN PIT	2:41.265 P	125.34	18.260	11:05:07.050

P3 11 GT4AM GTO Racing with TTR				Mercedes-AMG GT4			
IDEAL LAP TIME : 2:23.242		BEST LAP TIME : 2:23.242		DIFFERENCE : 0.000			
D1: Brian LEE		D2: Tony FONG					
LAP	SECTOR 1	SECTOR 2	SECTOR 3	LAP TIME	KPH	DIFF	TIME OF DAY
1 - D1	OUTLAP	54.668	47.955				10:52:54.233
2 - D1	43.462	53.547	46.918	2:23.928 (2)	140.44	0.686	10:55:18.162
<b>3 - D1</b>	<b>43.151</b>	<b>53.295</b>	<b>46.795</b>	<b>2:23.242 (1)</b>	<b>141.11</b>		<b>10:57:41.404</b>
4 - D1	43.674	53.740	47.775	2:25.190 (3)	139.22	1.948	11:00:06.594
5 - D1	43.870	54.038	IN PIT	2:31.758 P	133.19	8.516	11:02:38.353

P4 199 GT4AM Team iRace.Win				Mercedes-AMG GT4			
IDEAL LAP TIME : 2:22.651		BEST LAP TIME : 2:23.313		DIFFERENCE : 0.661			
D1: Keo CHANG		D2: Joe CHI					
LAP	SECTOR 1	SECTOR 2	SECTOR 3	LAP TIME	KPH	DIFF	TIME OF DAY
1 - D1	OUTLAP	57.470	47.320				10:52:44.748
2 - D1	<b>43.286</b>	53.684	46.596	2:23.567 (2)	140.79	0.254	10:55:08.315
3 - D1	43.902	53.708	46.439	2:24.050 (3)	140.32	0.737	10:57:32.366
<b>4 - D1</b>	43.948	<b>52.977</b>	<b>46.387</b>	<b>2:23.313 (1)</b>	<b>141.04</b>		<b>10:59:55.679</b>
5 - D1	44.268	53.171	46.702	2:24.143	140.23	0.829	11:02:19.822
6 - D1	43.561	53.372	IN PIT	2:35.682 P	129.84	12.369	11:04:55.505

P5 111 GT4AM Team iRace.Win				Mercedes-AMG GT4			
IDEAL LAP TIME : 2:23.094		BEST LAP TIME : 2:23.402		DIFFERENCE : 0.307			
D1: Ringo CHONG		D2: Setiawan SANTOSO					
LAP	SECTOR 1	SECTOR 2	SECTOR 3	LAP TIME	KPH	DIFF	TIME OF DAY
1 - D1	OUTLAP	59.002	48.228				10:53:47.529
2 - D1	<b>43.291</b>	54.574	47.485	2:25.351	139.07	1.949	10:56:12.880
3 - D1	43.371	53.720	47.310	2:24.403	139.98	1.001	10:58:37.283
4 - D1	43.659	53.325	46.887	2:23.871 (3)	140.50	0.469	11:01:01.155
<b>5 - D1</b>	43.599	<b>52.998</b>	<b>46.804</b>	<b>2:23.402 (1)</b>	<b>140.96</b>		<b>11:03:24.557</b>
6 - D1	43.649	53.027	47.039	2:23.716 (2)	140.65	0.314	11:05:48.273

Weather / Track : Bright / Dry

Korea International Circuit  
Circuit Length = 5.615 km  
Start: 10:50 Flag 11:05 End: 11:08

Results can be found at [www.tsl-timing.com](http://www.tsl-timing.com)

Printed - 11:22 Saturday, 03 August 2019

# Blancpain GT World Challenge Asia - GT4

## QUALIFYING 1 - BEST SECTORS

SECTOR 1			SECTOR 2			SECTOR 3			IDEAL / BEST COMPARISON						
POS	NO	NAME	TIME	NO	NAME	TIME	NO	NAME	TIME	POS	NO	NAME	IDEAL	BEST	DIFF
													<b>PERFECT LAP</b>	<b>2:22.453</b>	
1	11	GTO Racing with TT	43.151	81	BMW Team Studie	52.915	199	Team iRace.Win	46.387	1	199	Team iRace.Win	2:22.651	2:23.313	0.661
2	77	Craft-Bamboo Racin	43.154	77	Craft-Bamboo Racir	52.916	81	BMW Team Studie	46.566	2	81	BMW Team Studie	2:22.806	2:22.882	0.076
3	199	Team iRace.Win	43.286	199	Team iRace.Win	52.977	77	Craft-Bamboo Racir	46.773	3	77	Craft-Bamboo Racing	2:22.844	2:23.004	0.160
4	111	Team iRace.Win	43.291	111	Team iRace.Win	52.998	11	GTO Racing with TT	46.795	4	111	Team iRace.Win	2:23.094	2:23.402	0.307
5	81	BMW Team Studie	43.324	11	GTO Racing with TT	53.295	111	Team iRace.Win	46.804	5	11	GTO Racing with TTR	2:23.242	2:23.242	0.000

Weather / Track : Bright / Dry

Results can be found at [www.tsl-timing.com](http://www.tsl-timing.com)

Korea International Circuit  
Circuit Length = 5.615 km  
Start: 10:50 Flag 11:05 End: 11:08

Printed - 11:23 Saturday, 03 August 2019

# Blancpain GT World Challenge Asia - GT4

## QUALIFYING 1 - STATISTICS

**Competitors Started** 5  
**Planned Start** 2019-08-03 @ 10:50:00.000  
**Actual Start** 2019-08-03 @ 10:50:00.000  
**Finish Time** 2019-08-03 @ 11:05:03.889  
**Track Length** 5.615km  
**Total Laps** 29  
**Total Distance Covered** 162.835km

### Session Fastest Lap History

NO	NAME	LAP TIME	TIME OF DAY	LAP	VEHICLE
199	<b>Team iRace.Win</b> <i>K. CHANG</i>	<b>2:23.567</b>	10:55:08.315	2	Mercedes-AMG GT4
81	<b>BMW Team Studie</b> <i>S. JUKUCHOU</i>	<b>2:23.392</b>	10:56:23.927	2	BMW M4 GT4
77	<b>Craft-Bamboo Racing</b> <i>F. YU</i>	<b>2:23.004</b>	10:57:39.468	3	Mercedes-AMG GT4
81	<b>BMW Team Studie</b> <i>S. JUKUCHOU</i>	<b>2:22.882</b>	11:03:50.057	5	BMW M4 GT4

### Flag History

TYPE	TIME OF DAY
GREEN	10:50:00.000
FINISH	11:05:03.889

### Flag Statistics

TYPE	COUNT	TOTAL LAPS	TOTAL TIME
Green	1	6	18:58.766
Red	0	0	0.000
Safety Car	0	0	0.000
FCY	0	0	0.000

Weather / Track : Bright / Dry

Results can be found at [www.tsl-timing.com](http://www.tsl-timing.com)

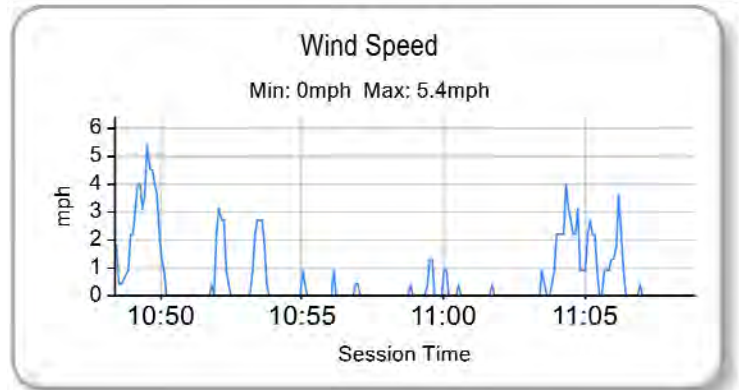
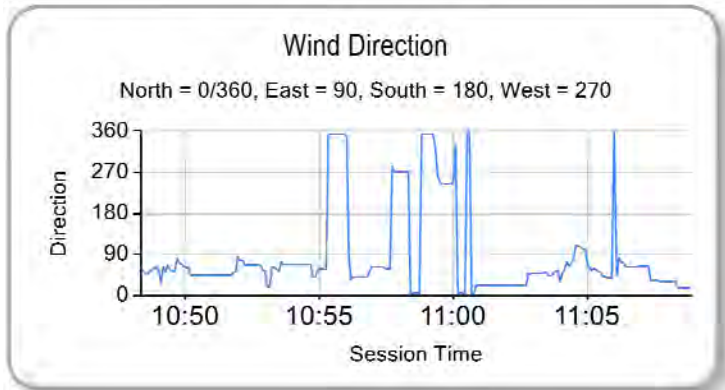
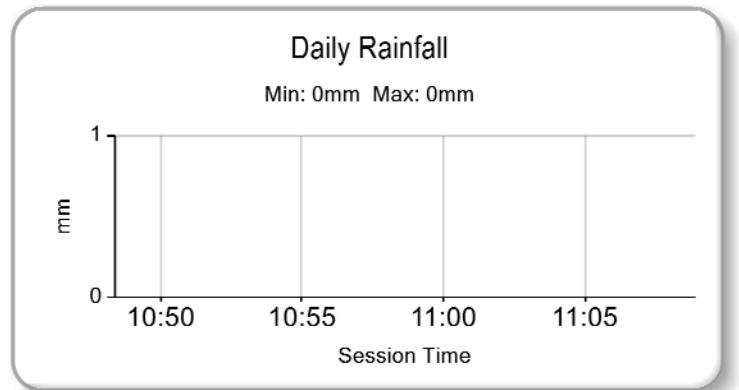
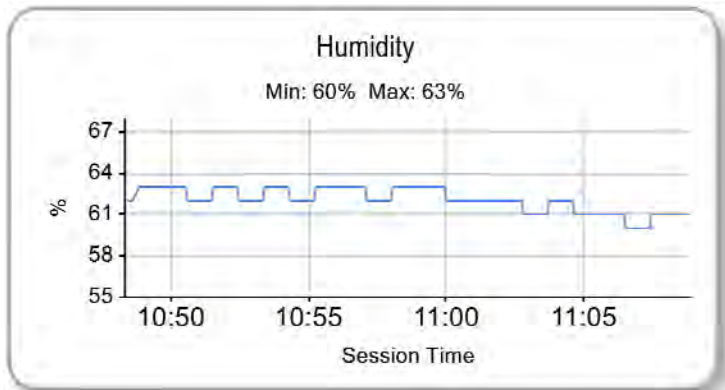
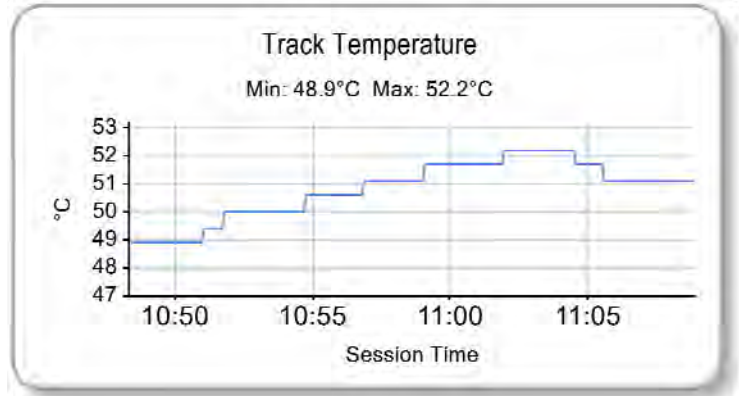
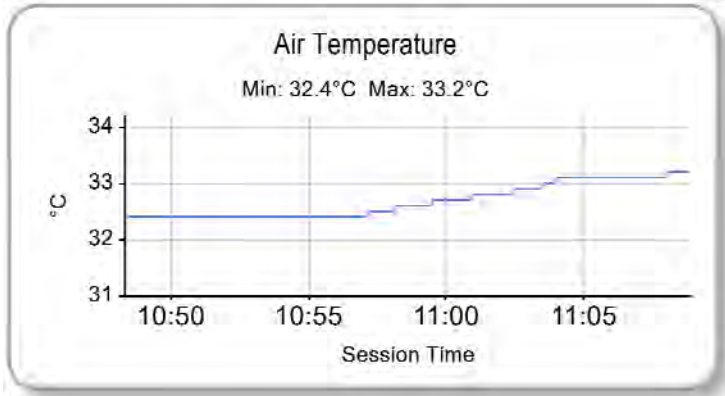
Korea International Circuit  
Circuit Length = 5.615 km  
Start: 10:50 Flag 11:05 End: 11:08

Printed - 11:23 Saturday, 03 August 2019



# Blancpain GT World Challenge Asia - GT4

## QUALIFYING 1 - WEATHER CONDITIONS



Weather / Track : Bright / Dry

Results can be found at [www.tsl-timing.com](http://www.tsl-timing.com)

Korea International Circuit  
 Circuit Length = 5.615 km  
 Start: 10:50 Flag 11:05 End: 11:08

Printed - 11:23 Saturday, 03 August 2019

## Blancpain GT World Challenge Asia - GT4

### QUALIFYING 2 - CLASSIFICATION - FINAL

POS	NO	TEAM / DRIVERS	CAR	TIME	ON LAPS	GAP	DIFF	KPH
1	111	Team iRace.Win (TPE) Ringo CHONG (SGP) / Setiawan SANTOSO (IDN)	Mercedes-AMG GT4	<b>2:22.771</b>	5 6			141.58
2	81	BMW Team Studie (JPN) Sunako JUKUCHOU (JPN) / Takayuki KINOSHITA (JPN)	BMW M4 GT4	<b>2:23.203</b>	3 4	<b>0.432</b>	0.432	141.15
3	77 *	Craft-Bamboo Racing (HKG) Frank YU (HKG) / Richard WEE (SGP)	Mercedes-AMG GT4	<b>2:23.870</b>	6 6	<b>1.099</b>	0.666	140.50
4	199 *	Team iRace.Win (TPE) Keo CHANG (TPE) / Joe CHI (TPE)	Mercedes-AMG GT4	<b>2:24.937</b>	2 6	<b>2.166</b>	1.067	139.46
5	11	GTO Racing with TTR (JPN) Brian LEE (TPE) / Tony FONG (HKG)	Mercedes-AMG GT4	<b>2:26.174</b>	6 6	<b>3.403</b>	1.236	138.28

QUALIFYING LAPTIME (115.0% of 2:22.771) = 2:44.186

No. 199 - 1 Lap time disallowed; exceeding track limits.  
 No. 77 - 2 Lap times disallowed; exceeding track limits.

Weather / Track : Bright / Dry

Korea International Circuit  
 Circuit Length = 5.615 km  
 Start: 11:12 Flag 11:27 End: 11:31

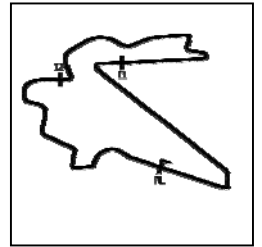
Race Director : Ravin	Stewards : Chief	Series	International	Timekeeper :
-----------------------	------------------	--------	---------------	--------------

Results can be found at [www.tsl-timing.com](http://www.tsl-timing.com)

Printed - 13:49 Saturday, 03 August 2019

# Blancpain GT World Challenge Asia - GT4

## QUALIFYING 2 - SECTOR ANALYSIS



SECTOR 1 = FL to I1, SECTOR 2 = I1 to I2, SECTOR 3 = I2 to FL, DIFF = Difference To Personal Best Lap, P = Crossed Finish Line in Pit Lane, D = Time Disallowed

P1 111 GT4AM Team iRace.Win				Mercedes-AMG GT4			
IDEAL LAP TIME : 2:22.508		BEST LAP TIME : 2:22.771		DIFFERENCE : 0.262			
D1: Ringo CHONG		D2: Setiawan SANTOSO					
LAP	SECTOR 1	SECTOR 2	SECTOR 3	LAP TIME	KPH	DIFF	TIME OF DAY
1 - D2	OUTLAP	59.680	50.511				11:15:50.402
2 - D2	43.286	54.097	46.941	2:24.325 (3)	140.05	1.554	11:18:14.728
3 - D2	43.304	53.517	47.206	2:24.029 (2)	140.34	1.258	11:20:38.757
4 - D2	<b>43.035</b>	54.411	47.300	2:24.747	139.64	1.976	11:23:03.505
5 - D2	43.298	<b>52.874</b>	<b>46.598</b>	<b>2:22.771 (1)</b>	<b>141.58</b>		<b>11:25:26.276</b>
6 - D2	44.493	58.158	IN PIT	2:43.247 P	123.82	20.476	11:28:09.523

P2 81 GT4AM BMW Team Studie				BMW M4 GT4			
IDEAL LAP TIME : 2:23.203		BEST LAP TIME : 2:23.203		DIFFERENCE : 0.000			
D1: Sunako JUKUCHOU		D2: Takayuki KINOSHITA					
LAP	SECTOR 1	SECTOR 2	SECTOR 3	LAP TIME	KPH	DIFF	TIME OF DAY
1 - D2	OUTLAP	54.771	47.388				11:16:42.664
2 - D2	43.140	53.397	47.121	2:23.658 (2)	140.70	0.455	11:19:06.323
3 - D2	<b>43.006</b>	<b>53.077</b>	<b>47.119</b>	<b>2:23.203 (1)</b>	<b>141.15</b>		<b>11:21:29.527</b>
4 - D2	54.395	1:08.456	IN PIT	3:14.736 P	103.80	51.533	11:24:44.263

P3 77 GT4AM Craft-Bamboo Racing				Mercedes-AMG GT4			
IDEAL LAP TIME : 2:23.761		BEST LAP TIME : 2:23.870		DIFFERENCE : 0.108			
D1: Frank YU		D2: Richard WEE					
LAP	SECTOR 1	SECTOR 2	SECTOR 3	LAP TIME	KPH	DIFF	TIME OF DAY
1 - D2	OUTLAP	1:07.106	55.191				11:15:37.813
2 - D2	44.675	55.134	48.405	2:28.215 D	136.38	4.345	11:18:06.029
3 - D2	43.604	54.095	47.064	2:24.764 (2)	139.63	0.894	11:20:30.793
4 - D2	43.687	<b>53.617</b>	<b>46.583</b>	2:23.888 D	140.48	0.017	11:22:54.681
5 - D2	43.986	53.631	50.253	2:27.871 (3)	136.70	4.000	11:25:22.552
6 - D2	<b>43.560</b>	53.720	46.589	<b>2:23.870 (1)</b>	<b>140.50</b>		<b>11:27:46.422</b>

P4 199 GT4AM Team iRace.Win				Mercedes-AMG GT4			
IDEAL LAP TIME : 2:24.400		BEST LAP TIME : 2:24.937		DIFFERENCE : 0.537			
D1: Keo CHANG		D2: Joe CHI					
LAP	SECTOR 1	SECTOR 2	SECTOR 3	LAP TIME	KPH	DIFF	TIME OF DAY
1 - D2	OUTLAP	1:07.203	49.190				11:15:25.256
2 - D2	43.656	53.793	47.488	2:24.937 (1)	139.46		11:17:50.193
3 - D2	43.716	53.862	47.664	2:25.243 (3)	139.17	0.306	11:20:15.437
4 - D2	43.595	53.672	<b>47.206</b>	2:24.474 D	139.91		11:22:39.912
5 - D2	<b>43.595</b>	53.807	1:01.099	2:38.502	127.53	13.565	11:25:18.414
6 - D2	43.618	<b>53.598</b>	47.837	2:25.054 (2)	139.35	0.117	11:27:43.469

P5 11 GT4AM GTO Racing with TTR				Mercedes-AMG GT4			
IDEAL LAP TIME : 2:26.174		BEST LAP TIME : 2:26.174		DIFFERENCE : 0.000			
D1: Brian LEE		D2: Tony FONG					
LAP	SECTOR 1	SECTOR 2	SECTOR 3	LAP TIME	KPH	DIFF	TIME OF DAY
1 - D2	OUTLAP	57.419	52.137				11:16:03.728
2 - D2	44.244	56.149	50.322	2:30.715	134.11	4.541	11:18:34.444
3 - D2	44.113	55.488	49.969	2:29.571 (3)	135.14	3.397	11:21:04.015
4 - D2	44.530	55.730	49.897	2:30.157	134.61	3.983	11:23:34.173
5 - D2	43.710	54.776	49.285	2:27.772 (2)	136.79	1.598	11:26:01.946
6 - D2	<b>43.465</b>	<b>54.367</b>	<b>48.340</b>	<b>2:26.174 (1)</b>	<b>138.28</b>		<b>11:28:28.120</b>

Weather / Track : Bright / Dry

Results can be found at [www.tsl-timing.com](http://www.tsl-timing.com)

Korea International Circuit  
 Circuit Length = 5.615 km  
 Start: 11:12 Flag 11:27 End: 11:31  
 Printed - 11:35 Saturday, 03 August 2019

# Blancpain GT World Challenge Asia - GT4

## QUALIFYING 2 - BEST SECTORS

SECTOR 1			SECTOR 2			SECTOR 3			IDEAL / BEST COMPARISON						
POS	NO	NAME	TIME	NO	NAME	TIME	NO	NAME	TIME	POS	NO	NAME	IDEAL	BEST	DIFF
													<b>PERFECT LAP</b>	<b>2:22.464</b>	
1	81	BMW Team Studie	43.006	111	Team iRace.Win	52.874	77	Craft-Bamboo Racir	46.583	1	111	Team iRace.Win	2:22.508	2:22.771	0.262
2	111	Team iRace.Win	43.035	81	BMW Team Studie	53.077	111	Team iRace.Win	46.598	2	81	BMW Team Studie	2:23.203	2:23.203	0.000
3	11	GTO Racing with TT	43.465	199	Team iRace.Win	53.598	81	BMW Team Studie	47.119	3	77	Craft-Bamboo Racing	2:23.761	2:23.870	0.108
4	77	Craft-Bamboo Racir	43.560	77	Craft-Bamboo Racir	53.617	199	Team iRace.Win	47.206	4	199	Team iRace.Win	2:24.400	2:24.937	0.537
5	199	Team iRace.Win	43.595	11	GTO Racing with TT	54.367	11	GTO Racing with TT	48.340	5	11	GTO Racing with TTR	2:26.174	2:26.174	0.000

Weather / Track : Bright / Dry

Results can be found at [www.tsl-timing.com](http://www.tsl-timing.com)

Korea International Circuit  
 Circuit Length = 5.615 km  
 Start: 11:12 Flag 11:27 End: 11:31  
 Printed - 11:35 Saturday, 03 August 2019

# Blancpain GT World Challenge Asia - GT4

## QUALIFYING 2 - STATISTICS

**Competitors Started** 5  
**Planned Start** 2019-08-03 @ 11:12:00.000  
**Actual Start** 2019-08-03 @ 11:12:05.433  
**Finish Time** 2019-08-03 @ 11:27:06.123  
**Track Length** 5.615km  
**Total Laps** 28  
**Total Distance Covered** 157.220km

### Session Fastest Lap History

NO	NAME	LAP TIME	TIME OF DAY	LAP	VEHICLE
199	<b>Team iRace.Win</b> <i>J. CHI</i>	<b>2:24.937</b>	11:17:50.193	2	Mercedes-AMG GT4
111	<b>Team iRace.Win</b> <i>S. SANTOSO</i>	<b>2:24.325</b>	11:18:14.728	2	Mercedes-AMG GT4
81	<b>BMW Team Studie</b> <i>T. KINOSHITA</i>	<b>2:23.658</b>	11:19:06.323	2	BMW M4 GT4
81	<b>BMW Team Studie</b> <i>T. KINOSHITA</i>	<b>2:23.203</b>	11:21:29.527	3	BMW M4 GT4
111	<b>Team iRace.Win</b> <i>S. SANTOSO</i>	<b>2:22.771</b>	11:25:26.276	5	Mercedes-AMG GT4

### Flag History

TYPE	TIME OF DAY
GREEN	11:12:05.433
FINISH	11:27:06.123

### Flag Statistics

TYPE	COUNT	TOTAL LAPS	TOTAL TIME
Green	1	6	19:24.046
Red	0	0	0.000
Safety Car	0	0	0.000
FCY	0	0	0.000

Weather / Track : Bright / Dry

These results are provisional until the conclusion of any judicial and technical matters.

Korea International Circuit

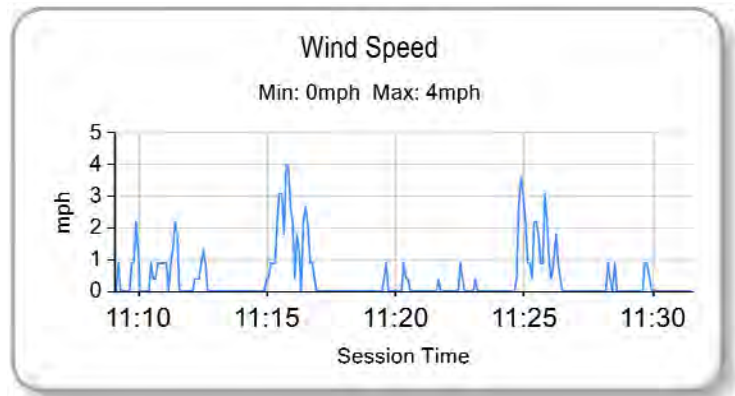
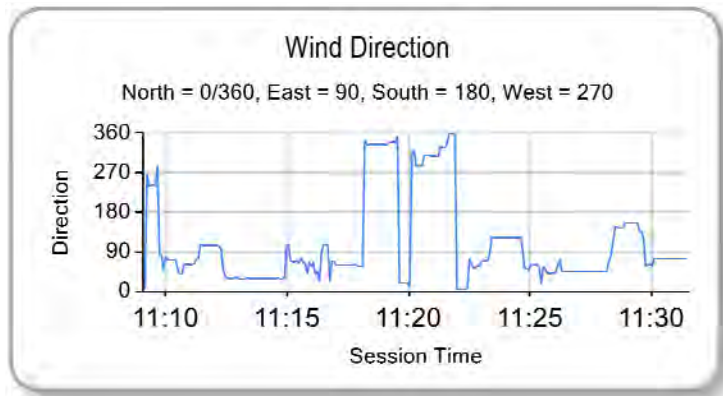
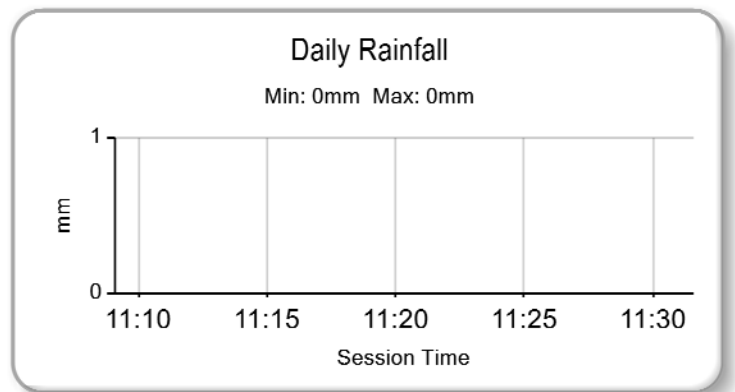
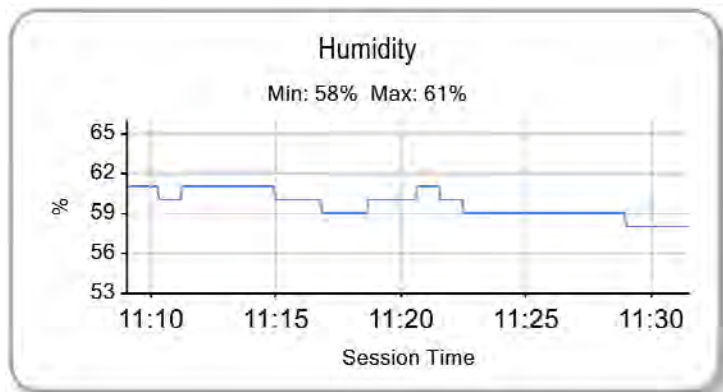
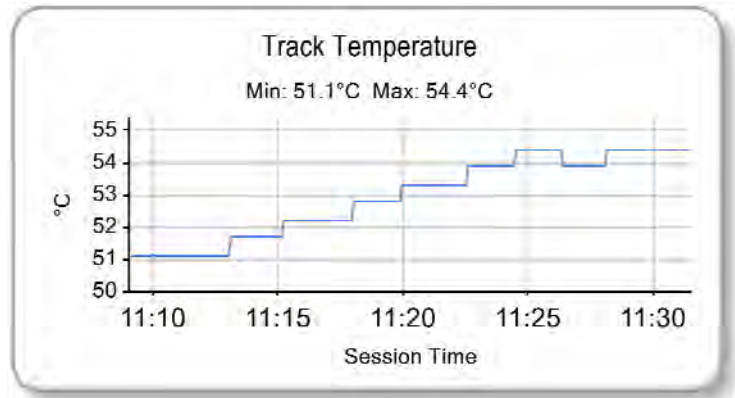
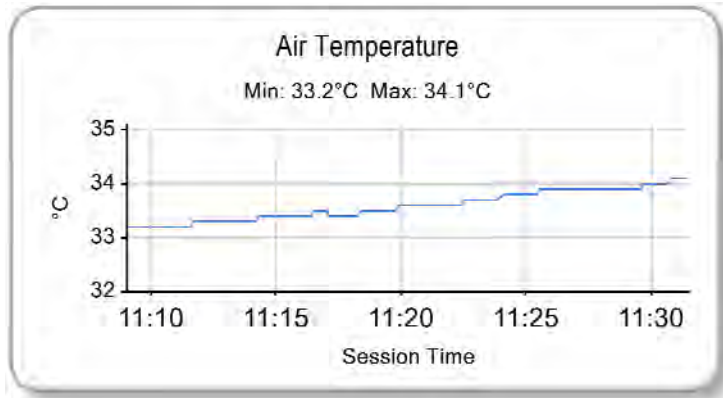
Circuit Length = 5.615 km

Start: 11:12 Flag 11:27 End: 11:31

Race Director : Ravin	Stewards :	Timekeeper :
-----------------------	------------	--------------

# Blancpain GT World Challenge Asia - GT4

## QUALIFYING 2 - WEATHER CONDITIONS



Weather / Track : Bright / Dry

Results can be found at [www.tsl-timing.com](http://www.tsl-timing.com)

Korea International Circuit  
Circuit Length = 5.615 km  
Start: 11:12 Flag 11:27 End: 11:31

Printed - 11:36 Saturday, 03 August 2019

## Blancpain GT World Challenge Asia - GT3

### QUALIFYING 1 - CLASSIFICATION - FINAL

POS	NO	CL	PIC	TEAM / DRIVERS	CAR	TIME	ON	LAPS	GAP	DIFF	KPH
1	97	GT3S	1	Solite Indigo Racing (KOR) Roelof BRUINS (KOR) / Manuel METZGER (DEU)	Mercedes-AMG GT3	2:08.798	2	5			156.94
2	911 *	GT3S	2	Absolute Racing (CHN) Tanart SATHIENTHIRAKUL (THA) / Philip HAMPRECHT (DEU)	Porsche 911 GT3 R	2:08.999	3	5	0.201	0.201	156.69
3	999	GT3S	3	Audi Sport Asia Team TSRT (CHN) Weian CHEN (CHN) / Rahel FREY (CHE)	Audi R8 LMS GT3 2019	2:09.185	2	6	0.386	0.185	156.47
4	910	GT3PA	1	JRM (CHN) Anthony LIU (CHN) / Chris VAN DER DRIFT (NZL)	Porsche 911 GT3 R	2:09.200	3	4	0.401	0.015	156.45
5	27	GT3S	4	HubAuto Corsa (TPE) Yuya SAKAMOTO (JPN) / Marcos GOMES (BRA)	Ferrari 488 GT3	2:09.329	4	7	0.531	0.129	156.29
6	12 *	GT3S	5	Audi Sport Asia Team Absolute Racing (CHN) Weiron TAN (MYS) / Martin RUMP (EST)	Audi R8 LMS GT3 2019	2:09.431	5	6	0.633	0.102	156.17
7	918	GT3PA	2	Panther/AAS Motorsport (CHN) Vutthikorn INTHRAPHUVASAK (THA) / Alexandre IMPERATORI (CHE)	Porsche 911 GT3 R	2:10.252	5	6	1.454	0.821	155.19
8	912 *	GT3S	6	Absolute Racing (CHN) Yuan BO (CHN) / Leo Ye HONGLI (CHN)	Porsche 911 GT3 R	2:10.579	2	7	1.780	0.326	154.80
9	99	GT3S	7	Craft-Bamboo Racing (HKG) Christina NIELSEN (DNK) / Darryl O'YOUNG (HKG)	Mercedes-AMG GT3	2:10.648	4	6	1.850	0.069	154.72
10	61 *	GT3PA	3	ABSSA Motorsport (JPN) Piti BHIROMBHAKDI (THA) / Keita SAWA (JPN)	McLaren 720S GT3	2:10.717	4	5	1.919	0.068	154.63
11	666 *	GT3PA	4	Vincenzo Sospiri Racing (ITA) Alex AU (HKG) / Frederik SCHANDORFF (DNK)	Lamborghini Huracán GT3 EVO	2:10.963	5	6	2.164	0.245	154.34
12	888	GT3PA	5	Triple Eight Race Engineering Australia (AUS) HH Prince Abdul Rahman IBRAHIM (MYS) / Shane VAN GISBERGEN (NZL)	Mercedes-AMG GT3	2:11.760	2	6	2.962	0.797	153.41
13	88 *	GT3PA	6	Craft-Bamboo Racing (HKG) Jeffrey LEE (TPE) / Maximilian GOETZ (DEU)	Mercedes-AMG GT3	2:11.823	4	7	3.025	0.062	153.34
14	13 *	GT3PA	7	Audi Sport Asia Team Absolute Racing (CHN) Jingzu SUN (CHN) / Congfu CHENG (CHN)	Audi R8 LMS GT3 2019	2:12.453	6	7	3.654	0.629	152.61
15	75 *	GT3PA	8	T2 Motorsports (SGP) David TJIPTOBIANTORO (IDN) / Rio HARYANTO (IDN)	Ferrari 488 GT3	2:14.301	2	7	5.502	1.848	150.51
16	128	GT3AM	1	Vattana Motorsport (THA) Chonsawat ASAVAHAME (THA) / Akihiro ASAI (JPN)	Lamborghini Huracan GT3 EVO	2:15.745	2	6	6.947	1.444	148.91
17	51	GT3AM	2	AMAC Motorsport (AUS) Andrew MACPHERSON (AUS) / William Ben PORTER (AUS)	Lamborghini Huracan GT3 EVO	2:16.861	4	6	8.063	1.116	147.69
18	55	GT3PA	9	Craft-Bamboo Racing (HKG) Daniel AU (SGP) / Melvin MOH (MYS)	Mercedes-AMG GT3	2:25.374	5	6	16.576	8.512	139.04

CLASS GT3S QUALIFYING LAPTIME (115.0% of 2:08.798) = 2:28.117  
 CLASS GT3PA QUALIFYING LAPTIME (115.0% of 2:09.200) = 2:28.580  
 CLASS GT3AM QUALIFYING LAPTIME (115.0% of 2:15.745) = 2:36.107

No. 12, 13, 61, 911 - 1 Lap time disallowed; exceeding track limits.

No. 88, 666, 912 - 2 Lap times disallowed; exceeding track limits.

No. 75 - 4 Lap times disallowed; exceeding track limits.

Weather / Track : Bright / Dry

Korea International Circuit  
 Circuit Length = 5.615 km  
 Start: 11:37 Flag 11:52 End: 11:56

Race Director : Ravin	Stewards : Chief	Series	International	Timekeeper :
-----------------------	------------------	--------	---------------	--------------

Results can be found at [www.tsl-timing.com](http://www.tsl-timing.com)

Printed - 13:51 Saturday, 03 August 2019

## Blancpain GT World Challenge Asia - GT3

### QUALIFYING 1 - CLASSIFICATION BY CLASS - FINAL

#### CLASS : GT3 - GT3S

POS	NO	TEAM / DRIVERS	CAR	TIME	ON	LAPS	GAP	DIFF	KPH
1	97	Solite Indigo Racing (KOR) Roelof BRUINS (KOR) / Manuel METZGER (DEU)	Mercedes-AMG GT3	<b>2:08.798</b>	2	5			156.94
2	911	Absolute Racing (CHN) Tanart SATHIENTHIRAKUL (THA) / Philip HAMPRECHT (DEU)	Porsche 911 GT3 R	<b>2:08.999</b>	3	5	<b>0.201</b>	0.201	156.69
3	999	Audi Sport Asia Team TSRT (CHN) Weian CHEN (CHN) / Rahel FREY (CHE)	Audi R8 LMS GT3 2019	<b>2:09.185</b>	2	6	<b>0.386</b>	0.185	156.47
4	27	HubAuto Corsa (TPE) Yuya SAKAMOTO (JPN) / Marcos GOMES (BRA)	Ferrari 488 GT3	<b>2:09.329</b>	4	7	<b>0.531</b>	0.144	156.29
5	12	Audi Sport Asia Team Absolute Racing (CHN) Weiron TAN (MYS) / Martin RUMP (EST)	Audi R8 LMS GT3 2019	<b>2:09.431</b>	5	6	<b>0.633</b>	0.102	156.17
6	912	Absolute Racing (CHN) Yuan BO (CHN) / Leo Ye HONGLI (CHN)	Porsche 911 GT3 R	<b>2:10.579</b>	2	7	<b>1.780</b>	1.147	154.80
7	99	Craft-Bamboo Racing (HKG) Christina NIELSEN (DNK) / Darryl O'YOUNG (HKG)	Mercedes-AMG GT3	<b>2:10.648</b>	4	6	<b>1.850</b>	0.069	154.72

#### CLASS : GT3 - GT3PA

POS	NO	TEAM / DRIVERS	CAR	TIME	ON	LAPS	GAP	DIFF	KPH
1	910	JRM (CHN) Anthony LIU (CHN) / Chris VAN DER DRIFT (NZL)	Porsche 911 GT3 R	<b>2:09.200</b>	3	4			156.45
2	918	Panther/AAS Motorsport (CHN) Vutthikorn INTHRAPHUVASAK (THA) / Alexandre IMPERATORI (CHE)	Porsche 911 GT3 R	<b>2:10.252</b>	5	6	<b>1.052</b>	1.052	155.19
3	61	ABSSA Motorsport (JPN) Piti BHIROMBHAKDI (THA) / Keita SAWA (JPN)	McLaren 720S GT3	<b>2:10.717</b>	4	5	<b>1.517</b>	0.464	154.63
4	666	Vincenzo Sospiri Racing (ITA) Alex AU (HKG) / Frederik SCHANDORFF (DNK)	Lamborghini Huracán GT3 EVO	<b>2:10.963</b>	5	6	<b>1.763</b>	0.245	154.34
5	888	Triple Eight Race Engineering Australia (AUS) HH Prince Abdul Rahman IBRAHIM (MYS) / Shane VAN GISBERGEN (NZL)	Mercedes-AMG GT3	<b>2:11.760</b>	2	6	<b>2.560</b>	0.797	153.41
6	88	Craft-Bamboo Racing (HKG) Jeffrey LEE (TPE) / Maximilian GOETZ (DEU)	Mercedes-AMG GT3	<b>2:11.823</b>	4	7	<b>2.623</b>	0.062	153.34
7	13	Audi Sport Asia Team Absolute Racing (CHN) Jingzu SUN (CHN) / Congfu CHENG (CHN)	Audi R8 LMS GT3 2019	<b>2:12.453</b>	6	7	<b>3.253</b>	0.629	152.61
8	75	T2 Motorsports (SGP) David TIPTOBIANTORO (IDN) / Rio HARYANTO (IDN)	Ferrari 488 GT3	<b>2:14.301</b>	2	7	<b>5.101</b>	1.848	150.51
9	55	Craft-Bamboo Racing (HKG) Daniel AU (SGP) / Melvin MOH (MYS)	Mercedes-AMG GT3	<b>2:25.374</b>	5	6	<b>16.174</b>	11.073	139.04

#### CLASS : GT3 - GT3AM

POS	NO	TEAM / DRIVERS	CAR	TIME	ON	LAPS	GAP	DIFF	KPH
1	128	Vattana Motorsport (THA) Chonsawat ASAVAHAME (THA) / Akihiro ASAI (JPN)	Lamborghini Huracan GT3 EVO	<b>2:15.745</b>	2	6			148.91
2	51	AMAC Motorsport (AUS) Andrew MACPHERSON (AUS) / William Ben PORTER (AUS)	Lamborghini Huracan GT3 EVO	<b>2:16.861</b>	4	6	<b>1.116</b>	1.116	147.69

No. 12, 13, 61, 911 - 1 Lap time disallowed; exceeding track limits.

No. 88, 666, 912 - 2 Lap times disallowed; exceeding track limits.

No. 75 - 4 Lap times disallowed; exceeding track limits.

Korea International Circuit  
Circuit Length = 5.615 km  
Start: 11:37 Flag 11:52 End: 11:56

Weather / Track : Bright / Dry

Race Director : Ravin	Stewards : Chief	Series	International	Timekeeper :
-----------------------	------------------	--------	---------------	--------------

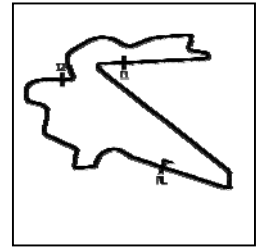
Results can be found at [www.tsl-timing.com](http://www.tsl-timing.com)

Printed - 14:01 Saturday, 03 August 2019



# Blancpain GT World Challenge Asia - GT3

## QUALIFYING 1 - SECTOR ANALYSIS



SECTOR 1 = FL to I1, SECTOR 2 = I1 to I2, SECTOR 3 = I2 to FL, DIFF = Difference To Personal Best Lap, P = Crossed Finish Line in Pit Lane, D = Time Disallowed

P1 97 GT3S Solite Indigo Racing				Mercedes-AMG GT3			
IDEAL LAP TIME : 2:08.763		BEST LAP TIME : 2:08.798		DIFFERENCE : 0.034			
D1: Roelof BRUINS		D2: Manuel METZGER					
LAP	SECTOR 1	SECTOR 2	SECTOR 3	LAP TIME	KPH	DIFF	TIME OF DAY
1 - D1	OUTLAP	50.146	<b>41.672</b>				11:39:38.025
2 - D1	<b>39.431</b>	<b>47.660</b>	41.706	<b>2:08.798 (1)</b>	<b>156.94</b>		<b>11:41:46.823</b>
3 - D1	39.564	53.955	49.859	2:23.379 (3)	140.98	14.580	11:44:10.202
4 - D1	39.449	47.759	41.829	2:09.038 (2)	156.65	0.240	11:46:19.241
5 - D1	40.014	51.676	IN PIT	2:21.956 P	142.39	13.158	11:48:41.197

P2 911 GT3S Absolute Racing				Porsche 911 GT3 R			
IDEAL LAP TIME : 2:08.976		BEST LAP TIME : 2:08.999		DIFFERENCE : 0.023			
D1: Tanart SATHIENTHIRAKUI		D2: Philip HAMPRECHT					
LAP	SECTOR 1	SECTOR 2	SECTOR 3	LAP TIME	KPH	DIFF	TIME OF DAY
1 - D1	OUTLAP	50.987	43.240				11:39:24.195
2 - D1	39.407	47.941	<b>42.086</b>	2:09.435 D	156.16	0.436	11:41:33.631
3 - D1	<b>38.963</b>	<b>47.926</b>	42.109	<b>2:08.999 (1)</b>	<b>156.69</b>		<b>11:43:42.631</b>
4 - D1	39.042	48.806	45.930	2:13.779 (2)	151.09	4.779	11:45:56.410
5 - D1	39.154	50.092	IN PIT	2:23.498 P	140.86	14.498	11:48:19.909

P3 999 GT3S Audi Sport Asia Team TSRT				Audi R8 LMS GT3 2019			
IDEAL LAP TIME : 2:09.185		BEST LAP TIME : 2:09.185		DIFFERENCE : 0.000			
D1: Weian CHEN		D2: Rahel FREY					
LAP	SECTOR 1	SECTOR 2	SECTOR 3	LAP TIME	KPH	DIFF	TIME OF DAY
1 - D1	OUTLAP	50.406	42.627				11:40:14.502
2 - D1	<b>39.266</b>	<b>47.972</b>	<b>41.945</b>	<b>2:09.185 (1)</b>	<b>156.47</b>		<b>11:42:23.687</b>
3 - D1	39.426	48.231	42.147	2:09.805 (2)	155.72	0.620	11:44:33.492
4 - D1	40.086	1:00.126	46.600	2:26.814 (3)	137.68	17.629	11:47:00.306
5 - D1	39.641	48.269	IN PIT	2:19.827 P	144.56	10.642	11:49:20.134
6 - D1	OUTLAP	1:02.506	IN PIT	4:22.338 P	77.05	2:13.153	11:53:42.472

P4 910 GT3PA JRM				Porsche 911 GT3 R			
IDEAL LAP TIME : 2:09.037		BEST LAP TIME : 2:09.200		DIFFERENCE : 0.162			
D1: Anthony LIU		D2: Chris VAN DER DRIFT					
LAP	SECTOR 1	SECTOR 2	SECTOR 3	LAP TIME	KPH	DIFF	TIME OF DAY
1 - D1	OUTLAP	53.297	50.103				11:39:52.990
2 - D1	39.428	48.010	<b>42.026</b>	2:09.466 (2)	156.13	0.266	11:42:02.456
3 - D1	<b>39.215</b>	<b>47.795</b>	42.189	<b>2:09.200 (1)</b>	<b>156.45</b>		<b>11:44:11.656</b>
4 - D1	40.577	53.148	IN PIT	2:27.338 P	137.19	18.138	11:46:38.995

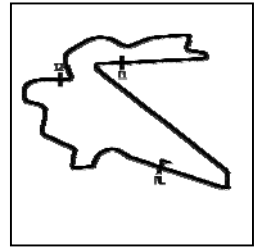
P5 27 GT3S HubAuto Corsa				Ferrari 488 GT3			
IDEAL LAP TIME : 2:09.133		BEST LAP TIME : 2:09.329		DIFFERENCE : 0.196			
D1: Yuya SAKAMOTO		D2: Marcos GOMES					
LAP	SECTOR 1	SECTOR 2	SECTOR 3	LAP TIME	KPH	DIFF	TIME OF DAY
1 - D1	OUTLAP	50.827	43.119				11:39:42.376
2 - D1	39.347	<b>47.995</b>	42.109	2:09.453 (2)	156.14	0.123	11:41:51.830
3 - D1	<b>39.129</b>	48.214	49.066	2:16.409	148.18	7.079	11:44:08.240
4 - D1	39.254	48.066	<b>42.008</b>	<b>2:09.329 (1)</b>	<b>156.29</b>		<b>11:46:17.570</b>
5 - D1	39.230	48.124	42.527	2:09.883 (3)	155.63	0.553	11:48:27.453
6 - D1	41.885	52.627	46.371	2:20.884	143.47	11.554	11:50:48.337
7 - D1	43.496	53.556	IN PIT	2:30.043 P	134.72	20.714	11:53:18.381

Weather / Track : Bright / Dry

Korea International Circuit  
Circuit Length = 5.615 km  
Start: 11:37 Flag 11:52 End: 11:56

# Blancpain GT World Challenge Asia - GT3

## QUALIFYING 1 - SECTOR ANALYSIS



SECTOR 1 = FL to I1, SECTOR 2 = I1 to I2, SECTOR 3 = I2 to FL, DIFF = Difference To Personal Best Lap, P = Crossed Finish Line in Pit Lane, D = Time Disallowed

P6 12 GT3S Audi Sport Asia Team Absolute Racing		Audi R8 LMS GT3 2019					
IDEAL LAP TIME : 2:08.941		BEST LAP TIME : 2:09.431					
D1: Weiron TAN		D2: Martin RUMP					
DIFFERENCE : 0.490							
LAP	SECTOR 1	SECTOR 2	SECTOR 3	LAP TIME	KPH	DIFF	TIME OF DAY
1 - D1	OUTLAP	53.947	42.630				11:41:08.320
2 - D1	39.554	<b>48.128</b>	<b>41.691</b>	<del>2:09.373</del> D	156.24		11:43:17.694
3 - D1	<b>39.122</b>	48.371	42.078	2:09.572 (2)	156.00	0.140	11:45:27.266
4 - D1	43.782	52.029	45.687	2:21.499 (3)	142.85	12.067	11:47:48.766
<b>5 - D1</b>	39.378	48.185	41.867	<b>2:09.431 (1)</b>	<b>156.17</b>		<b>11:49:58.198</b>
6 - D1	39.435	48.222	IN PIT	2:22.134 P	142.21	12.702	11:52:20.332

P7 918 GT3PA Panther/AAS Motorsport		Porsche 911 GT3 R					
IDEAL LAP TIME : 2:09.963		BEST LAP TIME : 2:10.252					
D1: Vutthikorn INTRAPHUVA		D2: Alexandre IMPERATORI					
DIFFERENCE : 0.289							
LAP	SECTOR 1	SECTOR 2	SECTOR 3	LAP TIME	KPH	DIFF	TIME OF DAY
1 - D1	OUTLAP	52.268	43.890				11:39:25.912
2 - D1	39.601	48.737	42.803	2:11.143 (3)	154.13	0.890	11:41:37.055
3 - D1	39.510	<b>48.326</b>	42.860	2:10.697 (2)	154.66	0.444	11:43:47.752
4 - D1	39.231	48.792	43.333	2:11.357	153.88	1.104	11:45:59.110
<b>5 - D1</b>	39.273	48.487	<b>42.492</b>	<b>2:10.252 (1)</b>	<b>155.19</b>		<b>11:48:09.363</b>
6 - D1	<b>39.143</b>	48.602	IN PIT	2:20.791 P	143.57	10.538	11:50:30.155

P8 912 GT3S Absolute Racing		Porsche 911 GT3 R					
IDEAL LAP TIME : 2:10.059		BEST LAP TIME : 2:10.579					
D1: Yuan BO		D2: Leo Ye HONGLI					
DIFFERENCE : 0.519							
LAP	SECTOR 1	SECTOR 2	SECTOR 3	LAP TIME	KPH	DIFF	TIME OF DAY
1 - D1	OUTLAP	49.625	43.112				11:39:26.886
<b>2 - D1</b>	39.761	48.443	42.374	<b>2:10.579 (1)</b>	<b>154.80</b>		<b>11:41:37.465</b>
3 - D1	39.458	48.534	44.148	2:12.142 (3)	152.97	1.563	11:43:49.607
4 - D1	39.392	48.467	42.574	<del>2:10.434</del> D	154.97		11:46:00.042
5 - D1	39.479	<b>48.395</b>	<b>42.289</b>	<del>2:10.165</del> D	155.29		11:48:10.207
6 - D1	<b>39.374</b>	48.697	42.688	2:10.760 (2)	154.58	0.181	11:50:20.967
7 - D1	45.154	57.674	IN PIT	2:35.129 P	130.30	24.550	11:52:56.097

P9 99 GT3S Craft-Bamboo Racing		Mercedes-AMG GT3					
IDEAL LAP TIME : 2:10.497		BEST LAP TIME : 2:10.648					
D1: Christina NIELSEN		D2: Darryl O'YOUNG					
DIFFERENCE : 0.151							
LAP	SECTOR 1	SECTOR 2	SECTOR 3	LAP TIME	KPH	DIFF	TIME OF DAY
1 - D1	OUTLAP	52.697	IN PIT				11:39:50.069
2 - D1	OUTLAP	49.669	43.777	3:25.495	98.36	1:14.846	11:43:15.564
3 - D1	39.738	48.601	<b>42.532</b>	2:10.871 (2)	154.45	0.223	11:45:26.436
<b>4 - D1</b>	<b>39.461</b>	<b>48.503</b>	42.683	<b>2:10.648 (1)</b>	<b>154.72</b>		<b>11:47:37.084</b>
5 - D1	39.501	48.527	45.150	2:13.180 (3)	151.77	2.531	11:49:50.264
6 - D1	40.026	54.052	IN PIT	2:24.130 P	140.24	13.482	11:52:14.395

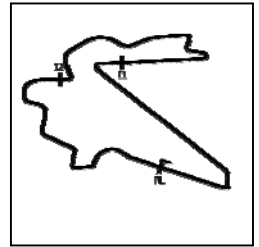
P10 61 GT3PA ABSSA Motorsport		McLaren 720S GT3					
IDEAL LAP TIME : 2:09.970		BEST LAP TIME : 2:10.717					
D1: Piti BHIROMBHAKDI		D2: Keita SAWA					
DIFFERENCE : 0.746							
LAP	SECTOR 1	SECTOR 2	SECTOR 3	LAP TIME	KPH	DIFF	TIME OF DAY
1 - D1	OUTLAP	55.721	45.418				11:40:55.347
2 - D1	39.885	48.645	42.427	2:10.958 (2)	154.35	0.241	11:43:06.306
3 - D1	39.850	48.371	<b>42.214</b>	<del>2:10.435</del> D	154.97		11:45:16.741
<b>4 - D1</b>	<b>39.576</b>	<b>48.179</b>	42.960	<b>2:10.717 (1)</b>	<b>154.63</b>		<b>11:47:27.459</b>
5 - D1	39.635	48.946	IN PIT	2:20.009 P	144.37	9.292	11:49:47.469

Weather / Track : Bright / Dry

Korea International Circuit  
Circuit Length = 5.615 km  
Start: 11:37 Flag 11:52 End: 11:56

# Blancpain GT World Challenge Asia - GT3

## QUALIFYING 1 - SECTOR ANALYSIS



SECTOR 1 = FL to I1, SECTOR 2 = I1 to I2, SECTOR 3 = I2 to FL, DIFF = Difference To Personal Best Lap, P = Crossed Finish Line in Pit Lane, D = Time Disallowed

P11 666 GT3PA Vincenzo Sospiri Racing				Lamborghini Huracán GT3 EVO				
IDEAL LAP TIME : 2:10.351		BEST LAP TIME : 2:10.963		DIFFERENCE : 0.611				
D1: Alex AU		D2: Frederik SCHANDORFF						
LAP	SECTOR 1	SECTOR 2	SECTOR 3	LAP TIME	KPH	DIFF	TIME OF DAY	
1 - D1	OUTLAP	49.996	47.120				11:40:31.204	
2 - D1	39.648	49.043	42.554	2:11.246	D	154.01	0.283	11:42:42.450
3 - D1	39.554	<b>48.651</b>	43.020	2:11.226	D	154.03	0.263	11:44:53.677
4 - D1	41.115	50.878	43.532	2:15.526	(2)	149.15	4.563	11:47:09.203
<b>5 - D1</b>	<b>39.721</b>	48.910	<b>42.331</b>	<b>2:10.963</b>	<b>(1)</b>	<b>154.34</b>		<b>11:49:20.166</b>
6 - D1	<b>39.368</b>	49.082	IN PIT	2:20.813	P	143.55	9.850	11:51:40.979

P12 888 GT3PA Triple Eight Race Engineering Australia				Mercedes-AMG GT3				
IDEAL LAP TIME : 2:11.517		BEST LAP TIME : 2:11.760		DIFFERENCE : 0.243				
D1: HH Prince Abdul Rahman		D2: Shane VAN GISBERGEN						
LAP	SECTOR 1	SECTOR 2	SECTOR 3	LAP TIME	KPH	DIFF	TIME OF DAY	
1 - D1	OUTLAP	52.771	49.201				11:39:55.086	
<b>2 - D1</b>	39.986	49.081	<b>42.692</b>	<b>2:11.760</b>	<b>(1)</b>	<b>153.41</b>		<b>11:42:06.847</b>
3 - D1	40.338	<b>49.011</b>	42.749	2:12.099	(3)	153.02	0.338	11:44:18.947
4 - D1	39.896	49.482	43.039	2:12.417		152.65	0.657	11:46:31.364
5 - D1	<b>39.812</b>	49.162	42.837	2:11.813	(2)	153.35	0.052	11:48:43.178
6 - D1	39.997	49.279	IN PIT	2:21.900	P	142.45	10.139	11:51:05.079

P13 88 GT3PA Craft-Bamboo Racing				Mercedes-AMG GT3				
IDEAL LAP TIME : 2:11.823		BEST LAP TIME : 2:11.823		DIFFERENCE : 0.000				
D1: Jeffrey LEE		D2: Maximilian GOETZ						
LAP	SECTOR 1	SECTOR 2	SECTOR 3	LAP TIME	KPH	DIFF	TIME OF DAY	
1 - D1	OUTLAP	53.593	45.462				11:39:29.891	
2 - D1	40.526	50.709	43.610	2:14.847	D	149.90	3.024	11:41:44.738
3 - D1	39.993	49.360	43.202	2:12.556	D	152.49	0.733	11:43:57.295
<b>4 - D1</b>	<b>39.671</b>	<b>49.105</b>	<b>43.046</b>	<b>2:11.823</b>	<b>(1)</b>	<b>153.34</b>		<b>11:46:09.118</b>
5 - D1	40.554	51.375	45.904	2:17.834	(3)	146.65	6.011	11:48:26.953
6 - D1	39.704	49.561	43.575	2:12.841	(2)	152.16	1.018	11:50:39.794
7 - D1	42.356	53.983	IN PIT	2:34.864	P	130.52	23.040	11:53:14.658

P14 13 GT3PA Audi Sport Asia Team Absolute Racing				Audi R8 LMS GT3 2019				
IDEAL LAP TIME : 2:12.065		BEST LAP TIME : 2:12.453		DIFFERENCE : 0.387				
D1: Jingzu SUN		D2: Congfu CHENG						
LAP	SECTOR 1	SECTOR 2	SECTOR 3	LAP TIME	KPH	DIFF	TIME OF DAY	
1 - D1	OUTLAP	54.175	53.731				11:39:58.586	
2 - D1	41.510	53.205	46.150	2:20.865		143.49	8.412	11:42:19.452
3 - D1	39.812	49.534	43.612	2:12.958	(3)	152.03	0.505	11:44:32.411
4 - D1	39.660	49.538	43.481	2:12.680	(2)	152.35	0.227	11:46:45.091
5 - D1	<b>39.583</b>	49.596	43.584	2:12.765	D	152.25	0.312	11:48:57.856
<b>6 - D1</b>	<b>39.971</b>	<b>49.205</b>	<b>43.276</b>	<b>2:12.453</b>	<b>(1)</b>	<b>152.61</b>		<b>11:51:10.309</b>
7 - D1	39.815	49.333	43.972	2:13.120		151.84	0.667	11:53:23.430

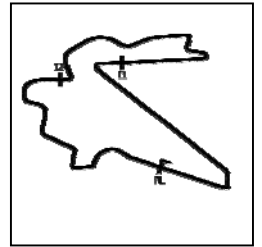
P15 75 GT3PA T2 Motorsports				Ferrari 488 GT3				
IDEAL LAP TIME : 2:13.430		BEST LAP TIME : 2:14.301		DIFFERENCE : 0.871				
D1: David TJIPTOBIANTORO		D2: Rio HARYANTO						
LAP	SECTOR 1	SECTOR 2	SECTOR 3	LAP TIME	KPH	DIFF	TIME OF DAY	
1 - D1	OUTLAP	56.659	48.733				11:40:01.629	
<b>2 - D1</b>	39.889	50.510	43.900	<b>2:14.301</b>	<b>(1)</b>	<b>150.51</b>		<b>11:42:15.930</b>
3 - D1	40.265	<b>49.763</b>	<b>43.853</b>	2:13.882	D	150.98		11:44:29.812
4 - D1	<b>39.813</b>	49.995	44.247	2:14.055	D	150.78		11:46:43.867
5 - D1	39.995	51.665	44.368	2:16.029	D	148.60	1.728	11:48:59.896
6 - D1	40.255	50.343	44.226	2:14.825	D	149.92	0.524	11:51:14.722
7 - D1	40.510	54.757	IN PIT	2:33.815	P	131.41	19.514	11:53:48.537

Weather / Track : Bright / Dry

Korea International Circuit  
Circuit Length = 5.615 km  
Start: 11:37 Flag 11:52 End: 11:56

# Blancpain GT World Challenge Asia - GT3

## QUALIFYING 1 - SECTOR ANALYSIS



SECTOR 1 = FL to I1, SECTOR 2 = I1 to I2, SECTOR 3 = I2 to FL, DIFF = Difference To Personal Best Lap, P = Crossed Finish Line in Pit Lane, D = Time Disallowed

P16 128 GT3AM Vattana Motorsport				Lamborghini Huracan GT3 EVO			
IDEAL LAP TIME : 2:14.861		BEST LAP TIME : 2:15.745		DIFFERENCE : 0.884			
D1: Chonsawat ASAVAHAME		D2: Akihiro ASAI					
LAP	SECTOR 1	SECTOR 2	SECTOR 3	LAP TIME	KPH	DIFF	TIME OF DAY
1 - D1	OUTLAP	1:01.039	1:02.968				11:41:07.136
2 - D1	40.514	50.609	44.620	<b>2:15.745 (1)</b>	<b>148.91</b>		<b>11:43:22.881</b>
3 - D1	40.714	<b>50.299</b>	1:00.806	2:31.820	133.14	16.075	11:45:54.702
4 - D1	44.383	53.592	45.885	2:23.861 (3)	140.51	8.116	11:48:18.563
5 - D1	<b>40.001</b>	51.458	<b>44.560</b>	2:16.019 (2)	148.61	0.274	11:50:34.583
6 - D1	44.902	56.876	IN PIT	2:38.519 P	127.51	22.773	11:53:13.102

P17 51 GT3AM AMAC Motorsport				Lamborghini Huracan GT3 EVO			
IDEAL LAP TIME : 2:16.556		BEST LAP TIME : 2:16.861		DIFFERENCE : 0.305			
D1: Andrew MACPHERSON		D2: William Ben PORTER					
LAP	SECTOR 1	SECTOR 2	SECTOR 3	LAP TIME	KPH	DIFF	TIME OF DAY
1 - D1	OUTLAP	54.103	45.278				11:40:35.017
2 - D1	41.327	51.193	44.727	2:17.247 (3)	147.28	0.386	11:42:52.264
3 - D1	41.138	51.403	45.723	2:18.265	146.19	1.404	11:45:10.530
4 - D1	<b>40.876</b>	51.276	<b>44.708</b>	<b>2:16.861 (1)</b>	<b>147.69</b>		<b>11:47:27.391</b>
5 - D1	41.735	51.508	45.036	2:18.280	146.18	1.418	11:49:45.671
6 - D1	41.134	<b>50.971</b>	44.759	2:16.865 (2)	147.69	0.004	11:52:02.537

P18 55 GT3PA Craft-Bamboo Racing				Mercedes-AMG GT3			
IDEAL LAP TIME : 2:25.374		BEST LAP TIME : 2:25.374		DIFFERENCE : 0.000			
D1: Daniel AU		D2: Melvin MOH					
LAP	SECTOR 1	SECTOR 2	SECTOR 3	LAP TIME	KPH	DIFF	TIME OF DAY
1 - D1	OUTLAP	1:01.503	1:00.767				11:41:04.299
2 - D1	43.030	54.978	50.102	2:28.111 (2)	136.47	2.737	11:43:32.411
3 - D1	42.943	55.463	52.128	2:30.534	134.28	5.160	11:46:02.946
4 - D1	42.757	56.785	50.637	2:30.180 (3)	134.59	4.806	11:48:33.126
5 - D1	<b>41.790</b>	<b>53.577</b>	<b>50.006</b>	<b>2:25.374 (1)</b>	<b>139.04</b>		<b>11:50:58.500</b>
6 - D1	42.324	56.187	IN PIT	2:38.238 P	127.74	12.864	11:53:36.739

Weather / Track : Bright / Dry

Korea International Circuit  
Circuit Length = 5.615 km  
Start: 11:37 Flag 11:52 End: 11:56

# Blancpain GT World Challenge Asia - GT3

## QUALIFYING 1 - BEST SECTORS

SECTOR 1			SECTOR 2			SECTOR 3			IDEAL / BEST COMPARISON						
POS	NO	NAME	TIME	NO	NAME	TIME	NO	NAME	TIME	POS	NO	NAME	IDEAL	BEST	DIFF
													<b>PERFECT LAP</b>	<b>2:08.296</b>	
1	911	Absolute Racing	38.963	97	Solite Indigo Racing	47.660	97	Solite Indigo Racing	41.672	1	97	Solite Indigo Racing	2:08.763	2:08.798	0.034
2	12	Audi Sport Asia Tea	39.122	910	JRM	47.795	12	Audi Sport Asia Tea	41.691	2	12	Audi Sport Asia Team	2:08.941	2:09.431	0.490
3	27	HubAuto Corsa	39.129	911	Absolute Racing	47.926	999	Audi Sport Asia Tea	41.945	3	911	Absolute Racing	2:08.976	2:08.999	0.023
4	918	Panther/AAS Motors	39.143	999	Audi Sport Asia Tea	47.972	27	HubAuto Corsa	42.008	4	910	JRM	2:09.037	2:09.200	0.162
5	910	JRM	39.215	27	HubAuto Corsa	47.995	910	JRM	42.026	5	27	HubAuto Corsa	2:09.133	2:09.329	0.196
6	999	Audi Sport Asia Tea	39.266	12	Audi Sport Asia Tea	48.128	911	Absolute Racing	42.086	6	999	Audi Sport Asia Team	2:09.185	2:09.185	0.000
7	666	Vincenzo Sospiri Ra	39.368	61	ABSSA Motorsport	48.179	61	ABSSA Motorsport	42.214	7	918	Panther/AAS Motorsp	2:09.963	2:10.252	0.289
8	912	Absolute Racing	39.374	918	Panther/AAS Motors	48.326	912	Absolute Racing	42.289	8	61	ABSSA Motorsport	2:09.970	2:10.717	0.746
9	97	Solite Indigo Racing	39.431	912	Absolute Racing	48.395	666	Vincenzo Sospiri Ra	42.331	9	912	Absolute Racing	2:10.059	2:10.579	0.519
10	99	Craft-Bamboo Racir	39.461	99	Craft-Bamboo Racir	48.503	918	Panther/AAS Motors	42.492	10	666	Vincenzo Sospiri Raci	2:10.351	2:10.963	0.611
11	61	ABSSA Motorsport	39.576	666	Vincenzo Sospiri Ra	48.651	99	Craft-Bamboo Racir	42.532	11	99	Craft-Bamboo Racing	2:10.497	2:10.648	0.151
12	13	Audi Sport Asia Tea	39.583	888	Triple Eight Race Er	49.011	888	Triple Eight Race Er	42.692	12	888	Triple Eight Race Eng	2:11.517	2:11.760	0.243
13	88	Craft-Bamboo Racir	39.671	88	Craft-Bamboo Racir	49.105	88	Craft-Bamboo Racir	43.046	13	88	Craft-Bamboo Racing	2:11.823	2:11.823	0.000
14	888	Triple Eight Race Er	39.812	13	Audi Sport Asia Tea	49.205	13	Audi Sport Asia Tea	43.276	14	13	Audi Sport Asia Team	2:12.065	2:12.453	0.387
15	75	T2 Motorsports	39.813	75	T2 Motorsports	49.763	75	T2 Motorsports	43.853	15	75	T2 Motorsports	2:13.430	2:14.301	0.871
16	128	Vattana Motorsport	40.001	128	Vattana Motorsport	50.299	128	Vattana Motorsport	44.560	16	128	Vattana Motorsport	2:14.861	2:15.745	0.884
17	51	AMAC Motorsport	40.876	51	AMAC Motorsport	50.971	51	AMAC Motorsport	44.708	17	51	AMAC Motorsport	2:16.556	2:16.861	0.305
18	55	Craft-Bamboo Racir	41.790	55	Craft-Bamboo Racir	53.577	55	Craft-Bamboo Racir	50.006	18	55	Craft-Bamboo Racing	2:25.374	2:25.374	0.000

Weather / Track : Bright / Dry

Results can be found at [www.tsl-timing.com](http://www.tsl-timing.com)

Korea International Circuit  
Circuit Length = 5.615 km  
Start: 11:37 Flag 11:52 End: 11:56

Printed - 12:31 Saturday, 03 August 2019

# Blancpain GT World Challenge Asia - GT3

## QUALIFYING 1 - STATISTICS

**Competitors Started** 18  
**Planned Start** 2019-08-03 @ 11:37:00.000  
**Actual Start** 2019-08-03 @ 11:37:00.000  
**Finish Time** 2019-08-03 @ 11:52:01.075  
**Track Length** 5.615km  
**Total Laps** 108  
**Total Distance Covered** 606.420km

### Session Fastest Lap History

NO	CL	NAME	LAP TIME	TIME OF DAY	LAP	VEHICLE
918	GT3PA	<b>Panther/AAS Motorsport</b> <i>V. INTHRAPHUVASAK</i>	<b>2:11.143</b>	11:41:37.055	2	Porsche 911 GT3 R
912	GT3S	<b>Absolute Racing</b> <i>Y. BO</i>	<b>2:10.579</b>	11:41:37.465	2	Porsche 911 GT3 R
97	GT3S	<b>Solite Indigo Racing</b> <i>R. BRUINS</i>	<b>2:08.798</b>	11:41:46.823	2	Mercedes-AMG GT3

### Flag History

TYPE	TIME OF DAY
GREEN	11:37:00.000
FINISH	11:52:01.075

### Flag Statistics

TYPE	COUNT	TOTAL LAPS	TOTAL TIME
Green	1	7	19:07.726
Red	0	0	0.000
Safety Car	0	0	0.000
FCY	0	0	0.000

Weather / Track : Bright / Dry

These results are provisional until the conclusion of any judicial and technical matters.

Korea International Circuit  
Circuit Length = 5.615 km  
Start: 11:37 Flag 11:52 End: 11:56

Race Director : Ravin	Stewards :	Timekeeper :
-----------------------	------------	--------------

# Blancpain GT World Challenge Asia - GT3

## QUALIFYING 1 - STATISTICS

CLASS : GT3S

7 Starters

### Fastest Lap History

NO	NAME	LAP TIME	TIME OF DAY	LAP	VEHICLE
912	<b>Absolute Racing</b> <i>Y. BO</i>	<b>2:10.579</b>	11:41:37.465	2	Porsche 911 GT3 R
97	<b>Solite Indigo Racing</b> <i>R. BRUINS</i>	<b>2:08.798</b>	11:41:46.823	2	Mercedes-AMG GT3

Weather / Track : Bright / Dry

These results are provisional until the conclusion of any judicial and technical matters.

Korea International Circuit  
Circuit Length = 5.615 km  
Start: 11:37 Flag 11:52 End: 11:56

Race Director : Ravin	Stewards :	Timekeeper :
-----------------------	------------	--------------

# Blancpain GT World Challenge Asia - GT3

## QUALIFYING 1 - STATISTICS

CLASS : GT3PA

9 Starters

### Fastest Lap History

NO	NAME	LAP TIME	TIME OF DAY	LAP	VEHICLE
918	<b>Panther/AAS Motorsport</b> <i>V. INTHRAPHUVASAK</i>	<b>2:11.143</b>	11:41:37.055	2	Porsche 911 GT3 R
910	<b>JRM</b> <i>A. LIU</i>	<b>2:09.466</b>	11:42:02.456	2	Porsche 911 GT3 R
910	<b>JRM</b> <i>A. LIU</i>	<b>2:09.200</b>	11:44:11.656	3	Porsche 911 GT3 R

Weather / Track : Bright / Dry

These results are provisional until the conclusion of any judicial and technical matters.

Korea International Circuit

Circuit Length = 5.615 km

Start: 11:37 Flag 11:52 End: 11:56

Race Director : Ravin

Stewards :

Timekeeper :



# Blancpain GT World Challenge Asia - GT3

## QUALIFYING 1 - STATISTICS

CLASS : GT3AM

2 Starters

### Fastest Lap History

NO	NAME	LAP TIME	TIME OF DAY	LAP	VEHICLE
51	<b>AMAC Motorsport</b> <i>A. MACPHERSON</i>	<b>2:17.247</b>	11:42:52.264	2	Lamborghini Huracan GT3 EVO
128	<b>Vattana Motorsport</b> <i>C. ASAVAHAME</i>	<b>2:15.745</b>	11:43:22.881	2	Lamborghini Huracan GT3 EVO

Weather / Track : Bright / Dry

These results are provisional until the conclusion of any judicial and technical matters.

Korea International Circuit

Circuit Length = 5.615 km

Start: 11:37 Flag 11:52 End: 11:56

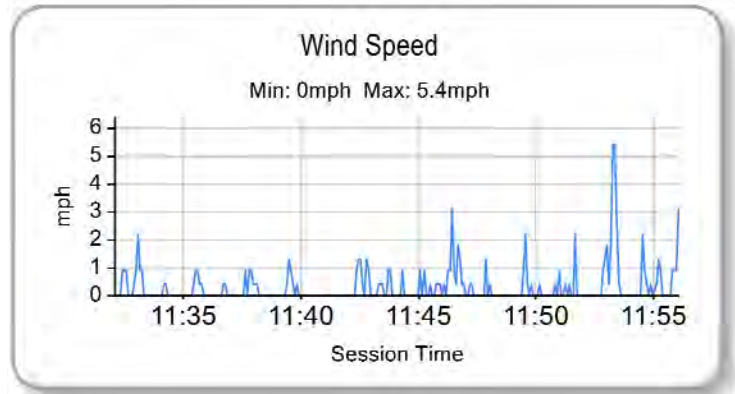
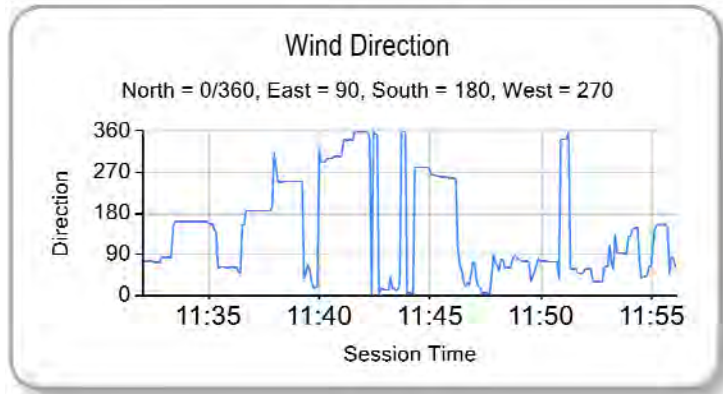
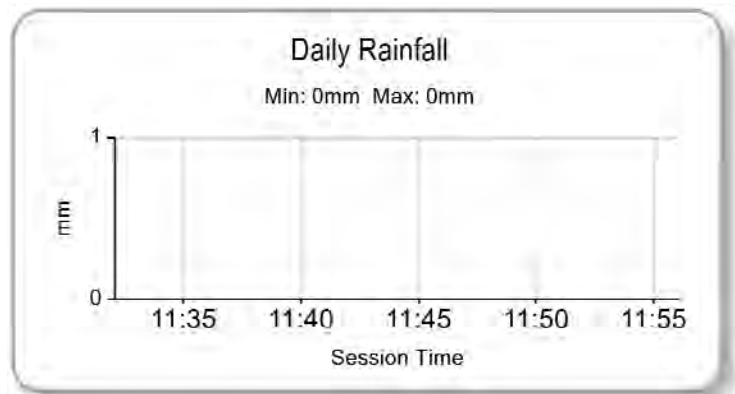
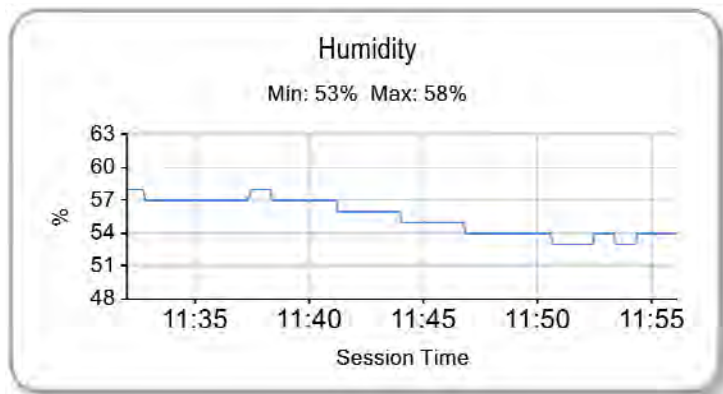
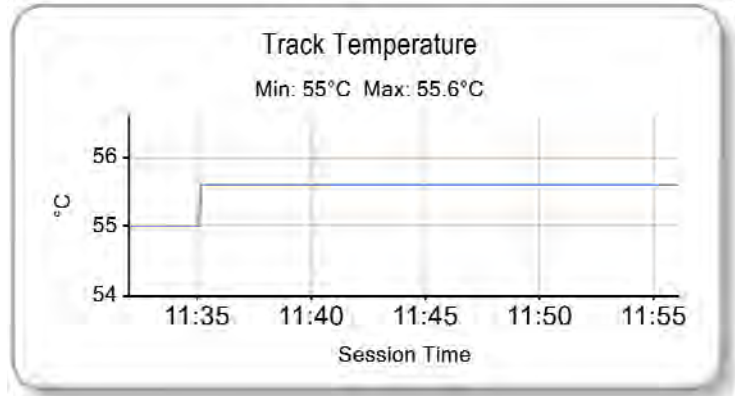
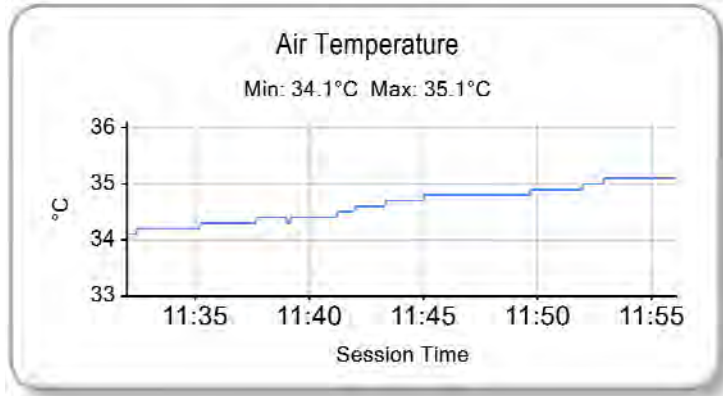
Race Director : Ravin

Stewards :

Timekeeper :

# Blancpain GT World Challenge Asia - GT3

## QUALIFYING 1 - WEATHER CONDITIONS



## Blancpain GT World Challenge Asia - GT3

### QUALIFYING 2 - CLASSIFICATION - FINAL

POS	NO	CL	PIC	TEAM / DRIVERS	CAR	TIME	ON	LAPS	GAP	DIFF	KPH
1	88 *	GT3PA	1	Craft-Bamboo Racing (HKG) Jeffrey LEE (TPE) / Maximilian GOETZ (DEU)	Mercedes-AMG GT3	<b>2:07.442</b>	3	5			158.61
2	888 *	GT3PA	2	Triple Eight Race Engineering Australia (AUS) HH Prince Abdul Rahman IBRAHIM (MYS) / Shane VAN GISBERGEN (NZL)	Mercedes-AMG GT3	<b>2:07.729</b>	2	6	<b>0.286</b>	0.286	158.25
3	918	GT3PA	3	Panther/AAS Motorsport (CHN) Vutthikorn INTRAPHUVASAK (THA) / Alexandre IMPERATORI (CHE)	Porsche 911 GT3 R	<b>2:07.868</b>	3	7	<b>0.426</b>	0.139	158.08
4	97 *	GT3S	1	Solite Indigo Racing (KOR) Roelof BRUINS (KOR) / Manuel METZGER (DEU)	Mercedes-AMG GT3	<b>2:08.016</b>	6	6	<b>0.574</b>	0.147	157.90
5	912	GT3S	2	Absolute Racing (CHN) Yuan BO (CHN) / Leo Ye HONGLI (CHN)	Porsche 911 GT3 R	<b>2:08.089</b>	7	7	<b>0.647</b>	0.073	157.81
6	13	GT3PA	4	Audi Sport Asia Team Absolute Racing (CHN) Jingzu SUN (CHN) / Congfu CHENG (CHN)	Audi R8 LMS GT3 2019	<b>2:08.112</b>	6	6	<b>0.670</b>	0.023	157.78
7	666	GT3PA	5	Vincenzo Sospiri Racing (ITA) Alex AU (HKG) / Frederik SCHANDORFF (DNK)	Lamborghini Huracán GT3 EVO	<b>2:08.114</b>	6	6	<b>0.672</b>	0.001	157.78
8	27 *	GT3S	3	HubAuto Corsa (TPE) Yuya SAKAMOTO (JPN) / Marcos GOMES (BRA)	Ferrari 488 GT3	<b>2:08.139</b>	4	7	<b>0.696</b>	0.024	157.75
9	910	GT3PA	6	JRM (CHN) Anthony LIU (CHN) / Chris VAN DER DRIFT (NZL)	Porsche 911 GT3 R	<b>2:08.188</b>	6	6	<b>0.745</b>	0.048	157.69
10	12 *	GT3S	4	Audi Sport Asia Team Absolute Racing (CHN) Weiron TAN (MYS) / Martin RUMP (EST)	Audi R8 LMS GT3 2019	<b>2:08.197</b>	6	6	<b>0.754</b>	0.008	157.67
11	911 *	GT3S	5	Absolute Racing (CHN) Tanart SATHIENTHIRAKUL (THA) / Philip HAMPRECHT (DEU)	Porsche 911 GT3 R	<b>2:08.309</b>	7	7	<b>0.867</b>	0.112	157.54
12	55	GT3PA	7	Craft-Bamboo Racing (HKG) Daniel AU (SGP) / Melvin MOH (MYS)	Mercedes-AMG GT3	<b>2:08.764</b>	3	6	<b>1.322</b>	0.455	156.98
13	99	GT3S	6	Craft-Bamboo Racing (HKG) Christina NIELSEN (DNK) / Darryl O'YOUNG (HKG)	Mercedes-AMG GT3	<b>2:09.029</b>	2	5	<b>1.586</b>	0.264	156.66
14	61 *	GT3PA	8	ABSSA Motorsport (JPN) Pili BHIROMBHAKDI (THA) / Keita SAWA (JPN)	McLaren 720S GT3	<b>2:09.180</b>	3	6	<b>1.738</b>	0.151	156.47
15	999 *	GT3S	7	Audi Sport Asia Team TSRT (CHN) Weilan CHEN (CHN) / Rahel FREY (CHE)	Audi R8 LMS GT3 2019	<b>2:09.545</b>	3	6	<b>2.103</b>	0.364	156.03
16	51 *	GT3AM	1	AMAC Motorsport (AUS) Andrew MACPHERSON (AUS) / William Ben PORTER (AUS)	Lamborghini Huracán GT3 EVO	<b>2:10.167</b>	7	7	<b>2.724</b>	0.621	155.29
17	128 *	GT3AM	2	Vattana Motorsport (THA) Chonsawat ASAVAHAME (THA) / Akihiro ASAI (JPN)	Lamborghini Huracán GT3 EVO	<b>2:11.070</b>	6	7	<b>3.628</b>	0.903	154.22
18	75 *	GT3PA	9	T2 Motorsports (SGP) David TJIPTOBIANTORO (IDN) / Rio HARYANTO (IDN)	Ferrari 488 GT3	<b>2:11.552</b>	2	4	<b>4.110</b>	0.482	153.65

CLASS GT3S QUALIFYING LAPTIME (115.0% of 2:08.016) = 2:27.218  
 CLASS GT3PA QUALIFYING LAPTIME (115.0% of 2:07.442) = 2:26.558  
 CLASS GT3AM QUALIFYING LAPTIME (115.0% of 2:10.167) = 2:29.692

No. 27, 51, 61, 75, 88, 888, 999 - 1 Lap time disallowed; exceeding track limits.

No. 97, 911 - 2 Lap times disallowed; exceeding track limits.

No. 12, 128 - 3 Lap times disallowed; exceeding track limits.

Weather / Track : Bright / Dry

Korea International Circuit  
 Circuit Length = 5.615 km  
 Start: 11:59 Flag 12:14 End: 12:19

Race Director : Ravin	Stewards : Chief	Series	International	Timekeeper :
-----------------------	------------------	--------	---------------	--------------

Results can be found at [www.tsl-timing.com](http://www.tsl-timing.com)

Printed - 13:54 Saturday, 03 August 2019

## Blancpain GT World Challenge Asia - GT3

### QUALIFYING 2 - CLASSIFICATION BY CLASS - FINAL

#### CLASS : GT3 - GT3S

POS	NO	TEAM / DRIVERS	CAR	TIME	ON	LAPS	GAP	DIFF	KPH
1	97	Solite Indigo Racing (KOR) Roelof BRUINS (KOR) / Manuel METZGER (DEU)	Mercedes-AMG GT3	2:08.016	6	6			157.90
2	912	Absolute Racing (CHN) Yuan BO (CHN) / Leo Ye HONGLI (CHN)	Porsche 911 GT3 R	2:08.089	7	7	0.073	0.073	157.81
3	27	HubAuto Corsa (TPE) Yuya SAKAMOTO (JPN) / Marcos GOMES (BRA)	Ferrari 488 GT3	2:08.139	4	7	0.122	0.049	157.75
4	12	Audi Sport Asia Team Absolute Racing (CHN) Weiron TAN (MYS) / Martin RUMP (EST)	Audi R8 LMS GT3 2019	2:08.197	6	6	0.180	0.057	157.67
5	911	Absolute Racing (CHN) Tanart SATHIENTHIRAKUL (THA) / Philip HAMPRECHT (DEU)	Porsche 911 GT3 R	2:08.309	7	7	0.292	0.112	157.54
6	99	Craft-Bamboo Racing (HKG) Christina NIELSEN (DNK) / Darryl O'YOUNG (HKG)	Mercedes-AMG GT3	2:09.029	2	5	1.012	0.719	156.66
7	999	Audi Sport Asia Team TSRT (CHN) Weilan CHEN (CHN) / Rahel FREY (CHE)	Audi R8 LMS GT3 2019	2:09.545	3	6	1.529	0.516	156.03

#### CLASS : GT3 - GT3PA

POS	NO	TEAM / DRIVERS	CAR	TIME	ON	LAPS	GAP	DIFF	KPH
1	88	Craft-Bamboo Racing (HKG) Jeffrey LEE (TPE) / Maximilian GOETZ (DEU)	Mercedes-AMG GT3	2:07.442	3	5			158.61
2	888	Triple Eight Race Engineering Australia (AUS) HH Prince Abdul Rahman IBRAHIM (MYS) / Shane VAN GISBERGEN (NZL)	Mercedes-AMG GT3	2:07.729	2	6	0.286	0.286	158.25
3	918	Panther/AAS Motorsport (CHN) Vutthikorn INTHRAPHUVASAK (THA) / Alexandre IMPERATORI (CHE)	Porsche 911 GT3 R	2:07.868	3	7	0.426	0.139	158.08
4	13	Audi Sport Asia Team Absolute Racing (CHN) Jingzu SUN (CHN) / Congfu CHENG (CHN)	Audi R8 LMS GT3 2019	2:08.112	6	6	0.670	0.244	157.78
5	666	Vincenzo Sospiri Racing (ITA) Alex AU (HKG) / Frederik SCHANDORFF (DNK)	Lamborghini Huracán GT3 EVO	2:08.114	6	6	0.672	0.001	157.78
6	910	JRM (CHN) Anthony LIU (CHN) / Chris VAN DER DRIFT (NZL)	Porsche 911 GT3 R	2:08.188	6	6	0.745	0.073	157.69
7	55	Craft-Bamboo Racing (HKG) Daniel AU (SGP) / Melvin MOH (MYS)	Mercedes-AMG GT3	2:08.764	3	6	1.322	0.576	156.98
8	61	ABSSA Motorsport (JPN) Pili BHIROMBHAKDI (THA) / Keita SAWA (JPN)	McLaren 720S GT3	2:09.180	3	6	1.738	0.416	156.47
9	75	T2 Motorsports (SGP) David TJIPTOBIANTORO (IDN) / Rio HARYANTO (IDN)	Ferrari 488 GT3	2:11.552	2	4	4.110	2.371	153.65

#### CLASS : GT3 - GT3AM

POS	NO	TEAM / DRIVERS	CAR	TIME	ON	LAPS	GAP	DIFF	KPH
1	51	AMAC Motorsport (AUS) Andrew MACPHERSON (AUS) / William Ben PORTER (AUS)	Lamborghini Huracan GT3 EVO	2:10.167	7	7			155.29
2	128	Vattana Motorsport (THA) Chonsawat ASAVAHAAME (THA) / Akihiro ASAI (JPN)	Lamborghini Huracan GT3 EVO	2:11.070	6	7	0.903	0.903	154.22

No. 27, 51, 61, 75, 88, 888, 999 - 1 Lap time disallowed; exceeding track limits.

No. 97, 911 - 2 Lap times disallowed; exceeding track limits.

No. 12, 128 - 3 Lap times disallowed; exceeding track limits.

Weather / Track : Bright / Dry

Korea International Circuit  
Circuit Length = 5.615 km  
Start: 11:59 Flag 12:14 End: 12:19

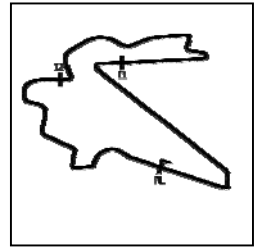
Race Director : Ravin	Stewards : Chief	Series	International	Timekeeper :
-----------------------	------------------	--------	---------------	--------------

Results can be found at [www.tsl-timing.com](http://www.tsl-timing.com)

Printed - 13:57 Saturday, 03 August 2019

# Blancpain GT World Challenge Asia - GT3

## QUALIFYING 2 - SECTOR ANALYSIS



SECTOR 1 = FL to I1, SECTOR 2 = I1 to I2, SECTOR 3 = I2 to FL, DIFF = Difference To Personal Best Lap, P = Crossed Finish Line in Pit Lane, D = Time Disallowed

P1 88 GT3PA Craft-Bamboo Racing		Mercedes-AMG GT3					
IDEAL LAP TIME : 2:07.442		BEST LAP TIME : 2:07.442		DIFFERENCE : 0.000			
D1: Jeffrey LEE		D2: Maximilian GOETZ					
LAP	SECTOR 1	SECTOR 2	SECTOR 3	LAP TIME	KPH	DIFF	TIME OF DAY
1 - D2	OUTLAP	50.661	43.827				12:03:26.825
2 - D2	44.705	52.281	42.028	2:19.014 (2)	145.40	11.572	12:05:45.839
3 - D2	<b>38.897</b>	<b>47.209</b>	<b>41.335</b>	<b>2:07.442 (1)</b>	<b>158.61</b>		<b>12:07:53.281</b>
4 - D2	39.177	47.442	43.664	<del>2:40.284</del> D	155.15	2.842	12:10:03.566
5 - D2	39.280	47.703	IN PIT	2:13.913 P	150.94	6.470	12:12:17.479

P2 888 GT3PA Triple Eight Race Engineering Australia		Mercedes-AMG GT3					
IDEAL LAP TIME : 2:06.572		BEST LAP TIME : 2:07.729		DIFFERENCE : 1.156			
D1: HH Prince Abdul Rahman		D2: Shane VAN GISBERGEN					
LAP	SECTOR 1	SECTOR 2	SECTOR 3	LAP TIME	KPH	DIFF	TIME OF DAY
1 - D2	OUTLAP	50.701	46.294				12:01:37.351
2 - D2	39.092	47.360	41.276	<b>2:07.729 (1)</b>	<b>158.25</b>		<b>12:03:45.081</b>
3 - D2	39.127	47.366	IN PIT	2:15.216 P	149.49	7.487	12:06:00.297
4 - D2	OUTLAP	48.697	42.065	3:20.952	100.59	1:13.222	12:09:21.249
5 - D2	<b>38.886</b>	<b>46.828</b>	<b>40.857</b>	<del>2:06.572</del> D	159.70		12:11:27.821
6 - D2	42.525	50.955	IN PIT	2:25.553 P	138.87	17.824	12:13:53.374

P3 918 GT3PA Panther/AAS Motorsport		Porsche 911 GT3 R					
IDEAL LAP TIME : 2:07.749		BEST LAP TIME : 2:07.868		DIFFERENCE : 0.118			
D1: Vutthikorn INTHRAPHUVA		D2: Alexandre IMPERATORI					
LAP	SECTOR 1	SECTOR 2	SECTOR 3	LAP TIME	KPH	DIFF	TIME OF DAY
1 - D2	OUTLAP	51.143	42.818				12:01:30.569
2 - D2	39.102	47.735	<b>41.489</b>	2:08.326 (3)	157.51	0.458	12:03:38.896
3 - D2	<b>38.787</b>	<b>47.473</b>	41.608	<b>2:07.868 (1)</b>	<b>158.08</b>		<b>12:05:46.765</b>
4 - D2	39.301	48.544	IN PIT	2:15.718 P	148.94	7.849	12:08:02.484
5 - D2	OUTLAP	51.600	46.169	3:23.705	99.23	1:15.837	12:11:26.189
6 - D2	38.939	47.527	41.798	2:08.265 (2)	157.59	0.396	12:13:34.455
7 - D2	39.054	47.625	IN PIT	2:20.575 P	143.79	12.706	12:15:55.030

P4 97 GT3S Solite Indigo Racing		Mercedes-AMG GT3					
IDEAL LAP TIME : 2:07.649		BEST LAP TIME : 2:08.016		DIFFERENCE : 0.367			
D1: Roelof BRUINS		D2: Manuel METZGER					
LAP	SECTOR 1	SECTOR 2	SECTOR 3	LAP TIME	KPH	DIFF	TIME OF DAY
1 - D2	OUTLAP	49.230	42.603				12:01:21.557
2 - D2	39.379	47.878	41.590	<del>2:08.848</del> D	156.88	0.832	12:03:30.406
3 - D2	39.413	47.785	IN PIT	2:14.649 P	150.12	6.633	12:05:45.056
4 - D2	OUTLAP	48.380	41.146	4:04.615	82.63	1:56.598	12:09:49.671
5 - D2	39.339	<b>47.311</b>	<b>41.012</b>	<del>2:07.663</del> D	158.33		12:11:57.334
6 - D2	<b>39.325</b>	47.511	41.179	<b>2:08.016 (1)</b>	<b>157.90</b>		<b>12:14:05.351</b>

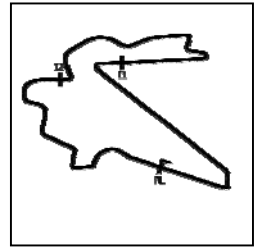
P5 912 GT3S Absolute Racing		Porsche 911 GT3 R					
IDEAL LAP TIME : 2:08.014		BEST LAP TIME : 2:08.089		DIFFERENCE : 0.075			
D1: Yuan BO		D2: Leo Ye HONGLI					
LAP	SECTOR 1	SECTOR 2	SECTOR 3	LAP TIME	KPH	DIFF	TIME OF DAY
1 - D2	OUTLAP	52.970	53.115				12:01:45.757
2 - D2	39.381	48.132	<b>41.588</b>	2:09.103 (3)	156.57	1.014	12:03:54.861
3 - D2	39.134	47.584	41.855	2:08.574 (2)	157.21	0.484	12:06:03.435
4 - D2	39.044	47.839	IN PIT	2:15.408 P	149.28	7.318	12:08:18.843
5 - D2	OUTLAP	51.802	41.844	3:17.311	102.44	1:09.221	12:11:36.155
6 - D2	39.144	48.427	41.984	2:09.556	156.02	1.467	12:13:45.712
7 - D2	<b>38.974</b>	<b>47.450</b>	41.664	<b>2:08.089 (1)</b>	<b>157.81</b>		<b>12:15:53.801</b>

Weather / Track : Bright / Dry

Korea International Circuit  
Circuit Length = 5.615 km  
Start: 11:59 Flag 12:14 End: 12:19

# Blancpain GT World Challenge Asia - GT3

## QUALIFYING 2 - SECTOR ANALYSIS



SECTOR 1 = FL to I1, SECTOR 2 = I1 to I2, SECTOR 3 = I2 to FL, DIFF = Difference To Personal Best Lap, P = Crossed Finish Line in Pit Lane, D = Time Disallowed

P6 13 GT3PA Audi Sport Asia Team Absolute Racing		Audi R8 LMS GT3 2019					
IDEAL LAP TIME : 2:08.112		BEST LAP TIME : 2:08.112					
D1: Jingzu SUN		D2: Congfu CHENG					
DIFFERENCE : 0.000							
LAP	SECTOR 1	SECTOR 2	SECTOR 3	LAP TIME	KPH	DIFF	TIME OF DAY
1 - D2	OUTLAP	54.008	53.123				12:02:10.033
2 - D2	39.475	48.063	41.456	2:08.994 (2)	156.70	0.882	12:04:19.027
3 - D2	41.143	48.730	IN PIT	2:17.067 P	147.47	8.954	12:06:36.095
4 - D2	OUTLAP	48.304	41.752	3:20.253	100.94	1:12.140	12:09:56.348
5 - D2	39.089	49.070	43.634	2:11.794 (3)	153.37	3.681	12:12:08.143
6 - D2	<b>38.994</b>	<b>47.800</b>	<b>41.318</b>	<b>2:08.112 (1)</b>	<b>157.78</b>		<b>12:14:16.255</b>

P7 666 GT3PA Vincenzo Sospiri Racing		Lamborghini Huracán GT3 EVO					
IDEAL LAP TIME : 2:07.802		BEST LAP TIME : 2:08.114					
D1: Alex AU		D2: Frederik SCHANDORFF					
DIFFERENCE : 0.312							
LAP	SECTOR 1	SECTOR 2	SECTOR 3	LAP TIME	KPH	DIFF	TIME OF DAY
1 - D2	OUTLAP	53.043	58.432				12:01:59.711
2 - D2	39.272	47.550	41.605	2:08.428 (2)	157.39	0.314	12:04:08.140
3 - D2	39.062	<b>47.423</b>	42.084	2:08.570 (3)	157.22	0.455	12:06:16.710
4 - D2	39.198	48.285	IN PIT	2:14.696 P	150.07	6.581	12:08:31.407
5 - D2	OUTLAP	50.813	44.812	3:31.154	95.73	1:23.039	12:12:02.561
6 - D2	<b>38.893</b>	47.735	<b>41.485</b>	<b>2:08.114 (1)</b>	<b>157.78</b>		<b>12:14:10.676</b>

P8 27 GT3S HubAuto Corsa		Ferrari 488 GT3					
IDEAL LAP TIME : 2:07.950		BEST LAP TIME : 2:08.139					
D1: Yuya SAKAMOTO		D2: Marcos GOMES					
DIFFERENCE : 0.189							
LAP	SECTOR 1	SECTOR 2	SECTOR 3	LAP TIME	KPH	DIFF	TIME OF DAY
1 - D2	OUTLAP	55.609	50.588				12:02:04.616
2 - D2	39.206	47.681	41.629	2:08.517 (3)	157.28	0.377	12:04:13.133
3 - D2	39.293	53.797	53.468	2:26.558	137.92	18.419	12:06:39.692
4 - D2	39.149	47.459	<b>41.531</b>	<b>2:08.139 (1)</b>	<b>157.75</b>		<b>12:08:47.831</b>
5 - D2	<b>39.006</b>	<b>47.412</b>	42.453	<del>2:08.872</del> D	156.85	0.733	12:10:56.704
6 - D2	47.916	58.364	44.227	2:30.509	134.30	22.370	12:13:27.213
7 - D2	39.230	47.522	41.725	2:08.478 (2)	157.33	0.339	12:15:35.692

P9 910 GT3PA JRM		Porsche 911 GT3 R					
IDEAL LAP TIME : 2:08.118		BEST LAP TIME : 2:08.188					
D1: Anthony LIU		D2: Chris VAN DER DRIFT					
DIFFERENCE : 0.070							
LAP	SECTOR 1	SECTOR 2	SECTOR 3	LAP TIME	KPH	DIFF	TIME OF DAY
1 - D2	OUTLAP	50.592	44.272				12:01:33.507
2 - D2	39.091	<b>47.553</b>	42.069	2:08.714 (3)	157.04	0.525	12:03:42.221
3 - D2	38.962	47.719	42.011	2:08.694 (2)	157.06	0.506	12:05:50.916
4 - D2	39.037	48.012	IN PIT	2:13.537 P	151.37	5.349	12:08:04.453
5 - D2	OUTLAP	48.960	42.905	4:00.851	83.92	1:52.662	12:12:05.304
6 - D2	<b>38.917</b>	47.623	<b>41.647</b>	<b>2:08.188 (1)</b>	<b>157.69</b>		<b>12:14:13.492</b>

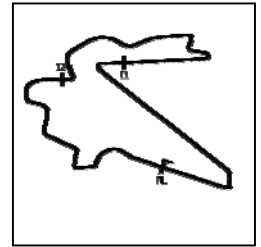
P10 12 GT3S Audi Sport Asia Team Absolute Racing		Audi R8 LMS GT3 2019					
IDEAL LAP TIME : 2:07.674		BEST LAP TIME : 2:08.197					
D1: Weiron TAN		D2: Martin RUMP					
DIFFERENCE : 0.522							
LAP	SECTOR 1	SECTOR 2	SECTOR 3	LAP TIME	KPH	DIFF	TIME OF DAY
1 - D2	OUTLAP	56.214	48.969				12:03:21.424
2 - D2	39.623	47.650	<b>41.221</b>	2:08.496 D	157.31	0.299	12:05:29.920
3 - D2	39.317	<b>47.462</b>	41.400	<del>2:08.180</del> D	157.69		12:07:38.100
4 - D2	45.392	1:00.597	42.744	2:28.733 (2)	135.90	20.536	12:10:06.834
5 - D2	39.187	47.662	41.501	<del>2:08.354</del> D	157.48	0.154	12:12:15.185
6 - D2	<b>38.990</b>	47.677	41.529	<b>2:08.197 (1)</b>	<b>157.67</b>		<b>12:14:23.382</b>

Weather / Track : Bright / Dry

Korea International Circuit  
Circuit Length = 5.615 km  
Start: 11:59 Flag 12:14 End: 12:19

# Blancpain GT World Challenge Asia - GT3

## QUALIFYING 2 - SECTOR ANALYSIS



SECTOR 1 = FL to I1, SECTOR 2 = I1 to I2, SECTOR 3 = I2 to FL, DIFF = Difference To Personal Best Lap, P = Crossed Finish Line in Pit Lane, D = Time Disallowed

P11 911 GT3S Absolute Racing			Porsche 911 GT3 R				
IDEAL LAP TIME : 2:07.717		BEST LAP TIME : 2:08.309		DIFFERENCE : 0.592			
D1: Tanart SATHIENTHIRAKUL		D2: Philip HAMPRECHT					
LAP	SECTOR 1	SECTOR 2	SECTOR 3	LAP TIME	KPH	DIFF	TIME OF DAY
1 - D2	OUTLAP	50.511	42.231				12:01:25.023
2 - D2	39.031	47.816	41.786	2:08.634	D 157.14	0.324	12:03:33.657
3 - D2	38.998	47.656	41.872	2:08.526	(2) 157.27	0.217	12:05:42.184
4 - D2	39.140	48.032	IN PIT	2:13.506	P 151.40	5.197	12:07:55.690
5 - D2	OUTLAP	48.450	41.845	3:16.420	102.91	1:08.110	12:11:12.110
6 - D2	38.993	47.426	<b>41.579</b>	2:07.998	D 157.92		12:13:20.109
7 - D2	<b>38.838</b>	<b>47.299</b>	42.171	<b>2:08.309</b>	(1) <b>157.54</b>		<b>12:15:28.419</b>

P12 55 GT3PA Craft-Bamboo Racing			Mercedes-AMG GT3				
IDEAL LAP TIME : 2:08.764		BEST LAP TIME : 2:08.764		DIFFERENCE : 0.000			
D1: Daniel AU		D2: Melvin MOH					
LAP	SECTOR 1	SECTOR 2	SECTOR 3	LAP TIME	KPH	DIFF	TIME OF DAY
1 - D2	OUTLAP	49.989	43.347				12:03:27.450
2 - D2	39.697	48.125	41.869	2:09.693	(3) 155.85	0.929	12:05:37.143
3 - D2	<b>39.323</b>	<b>47.651</b>	<b>41.789</b>	<b>2:08.764</b>	(1) <b>156.98</b>		<b>12:07:45.908</b>
4 - D2	47.989	57.472	47.228	2:32.689	132.38	23.924	12:10:18.597
5 - D2	39.492	47.826	41.971	2:09.291	(2) 156.34	0.526	12:12:27.888
6 - D2	39.950	47.845	IN PIT	2:18.654	P 145.78	9.890	12:14:46.543

P13 99 GT3S Craft-Bamboo Racing			Mercedes-AMG GT3				
IDEAL LAP TIME : 2:08.912		BEST LAP TIME : 2:09.029		DIFFERENCE : 0.116			
D1: Christina NIELSEN		D2: Darryl O'YOUNG					
LAP	SECTOR 1	SECTOR 2	SECTOR 3	LAP TIME	KPH	DIFF	TIME OF DAY
1 - D2	OUTLAP	51.308	56.829				12:01:55.814
2 - D2	39.311	47.982	<b>41.735</b>	<b>2:09.029</b>	(1) <b>156.66</b>		<b>12:04:04.843</b>
3 - D2	<b>39.240</b>	47.975	50.024	2:17.240	(3) 147.28	8.211	12:06:22.083
4 - D2	39.249	<b>47.937</b>	41.861	2:09.048	(2) 156.63	0.019	12:08:31.131
5 - D2	43.843	55.662	IN PIT	2:36.345	P 129.29	27.316	12:11:07.477

P14 61 GT3PA ABSSA Motorsport			McLaren 720S GT3				
IDEAL LAP TIME : 2:08.982		BEST LAP TIME : 2:09.180		DIFFERENCE : 0.198			
D1: Piti BHIROMBHAKDI		D2: Keita SAWA					
LAP	SECTOR 1	SECTOR 2	SECTOR 3	LAP TIME	KPH	DIFF	TIME OF DAY
1 - D2	OUTLAP	53.909	42.076				12:03:09.245
2 - D2	39.468	48.249	<b>41.869</b>	2:09.587	(3) 155.98	0.406	12:05:18.833
3 - D2	39.325	<b>47.903</b>	41.952	<b>2:09.180</b>	(1) <b>156.47</b>		<b>12:07:28.014</b>
4 - D2	<b>39.208</b>	47.930	42.203	2:09.342	(2) 156.28	0.161	12:09:37.356
5 - D2	46.477	1:03.110	44.898	2:34.485	D 130.84	25.304	12:12:11.841
6 - D2	39.427	48.047	IN PIT	2:19.492	P 144.91	10.311	12:14:31.333

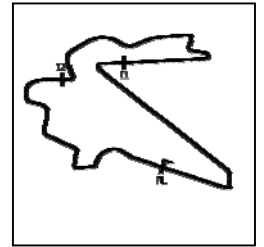
P15 999 GT3S Audi Sport Asia Team TSRT			Audi R8 LMS GT3 2019				
IDEAL LAP TIME : 2:09.330		BEST LAP TIME : 2:09.545		DIFFERENCE : 0.214			
D1: Weian CHEN		D2: Rahel FREY					
LAP	SECTOR 1	SECTOR 2	SECTOR 3	LAP TIME	KPH	DIFF	TIME OF DAY
1 - D2	OUTLAP	50.283	44.264				12:02:27.024
2 - D2	39.350	48.328	42.248	2:09.927	(2) 155.57	0.381	12:04:36.951
3 - D2	39.089	<b>48.294</b>	42.162	<b>2:09.545</b>	(1) <b>156.03</b>		<b>12:06:46.496</b>
4 - D2	<b>39.045</b>	48.365	<b>41.990</b>	2:09.402	D 156.21		12:08:55.899
5 - D2	40.467	58.503	44.302	2:23.273	(3) 141.08	13.728	12:11:19.172
6 - D2	39.373	48.370	IN PIT	2:19.919	P 144.46	10.374	12:13:39.092

Weather / Track : Bright / Dry

Korea International Circuit  
Circuit Length = 5.615 km  
Start: 11:59 Flag 12:14 End: 12:19

# Blancpain GT World Challenge Asia - GT3

## QUALIFYING 2 - SECTOR ANALYSIS



SECTOR 1 = FL to I1, SECTOR 2 = I1 to I2, SECTOR 3 = I2 to FL, DIFF = Difference To Personal Best Lap, P = Crossed Finish Line in Pit Lane, D = Time Disallowed

LAP	SECTOR 1	SECTOR 2	SECTOR 3	LAP TIME	KPH	DIFF	TIME OF DAY
<b>P16 51 GT3AM AMAC Motorsport</b>				<b>Lamborghini Huracan GT3 EVO</b>			
IDEAL LAP TIME : 2:09.944		BEST LAP TIME : 2:10.167		DIFFERENCE : 0.222			
D1: Andrew MACPHERSON		D2: William Ben PORTER					
1 - D2	OUTLAP	53.775	53.002				12:02:50.953
2 - D2	39.960	48.478	42.568	<del>2:11.007</del> D	154.29	0.840	12:05:01.960
3 - D2	39.484	48.445	50.416	2:18.346	146.11	8.179	12:07:20.307
4 - D2	39.736	48.326	42.562	2:10.624 (3)	154.74	0.457	12:09:30.932
5 - D2	39.482	48.694	42.520	2:10.697	154.66	0.530	12:11:41.629
6 - D2	39.821	48.368	<b>42.407</b>	2:10.598 (2)	154.77	0.431	12:13:52.227
<b>7 - D2</b>	<b>39.472</b>	<b>48.064</b>	42.630	<b>2:10.167</b> (1)	<b>155.29</b>		<b>12:16:02.395</b>
<b>P17 128 GT3AM Vattana Motorsport</b>				<b>Lamborghini Huracan GT3 EVO</b>			
IDEAL LAP TIME : 2:10.441		BEST LAP TIME : 2:11.070		DIFFERENCE : 0.628			
D1: Chonsawat ASAVAHAAME		D2: Akihiro ASAI					
1 - D2	OUTLAP	50.518	47.543				12:02:48.082
2 - D2	40.142	49.035	43.179	<del>2:12.356</del> D	152.72	1.286	12:05:00.439
3 - D2	39.970	49.068	42.901	2:11.939 (3)	153.20	0.869	12:07:12.379
4 - D2	39.749	<b>48.470</b>	42.842	<del>2:11.064</del> D	154.23		12:09:23.441
5 - D2	40.876	57.179	43.834	<del>2:21.890</del> D	142.46	10.820	12:11:45.331
<b>6 - D2</b>	<b>39.385</b>	49.099	<b>42.585</b>	<b>2:11.070</b> (1)	<b>154.22</b>		<b>12:13:56.402</b>
7 - D2	39.711	48.845	42.670	2:11.227 (2)	154.03	0.156	12:16:07.629
<b>P18 75 GT3PA T2 Motorsports</b>				<b>Ferrari 488 GT3</b>			
IDEAL LAP TIME : 2:11.140		BEST LAP TIME : 2:11.552		DIFFERENCE : 0.412			
D1: David TJIPTOBIANTORO		D2: Rio HARYANTO					
1 - D2	OUTLAP	52.293	56.538				12:01:50.773
<b>2 - D2</b>	39.781	49.086	42.685	<b>2:11.552</b> (1)	<b>153.65</b>		<b>12:04:02.326</b>
3 - D2	<b>39.620</b>	<b>48.946</b>	<b>42.573</b>	<del>2:11.140</del> D	154.14		12:06:13.466
4 - D2	39.770	49.309	IN PIT	2:16.948 P	147.60	5.395	12:08:30.415

Weather / Track : Bright / Dry

Results can be found at [www.tsl-timing.com](http://www.tsl-timing.com)

Page 4 of 4

Korea International Circuit  
Circuit Length = 5.615 km  
Start: 11:59 Flag 12:14 End: 12:19

Printed - 12:24 Saturday, 03 August 2019



# Blancpain GT World Challenge Asia - GT3

## QUALIFYING 2 - BEST SECTORS

SECTOR 1			SECTOR 2			SECTOR 3			IDEAL / BEST COMPARISON						
POS	NO	NAME	TIME	NO	NAME	TIME	NO	NAME	TIME	POS	NO	NAME	IDEAL	BEST	DIFF
													<b>PERFECT LAP</b>	<b>2:06.473</b>	
1	918	Panther/AAS Motors	38.787	888	Triple Eight Race Er	46.828	888	Triple Eight Race Er	40.857	1	888	Triple Eight Race Eng	2:06.572	2:07.729	1.156
2	911	Absolute Racing	38.838	88	Craft-Bamboo Racir	47.209	97	Solite Indigo Racing	41.012	2	88	Craft-Bamboo Racing	2:07.442	2:07.442	0.000
3	888	Triple Eight Race Er	38.886	911	Absolute Racing	47.299	12	Audi Sport Asia Tea	41.221	3	97	Solite Indigo Racing	2:07.649	2:08.016	0.367
4	666	Vincenzo Sospiri Ra	38.893	97	Solite Indigo Racing	47.311	13	Audi Sport Asia Tea	41.318	4	12	Audi Sport Asia Team	2:07.674	2:08.197	0.522
5	88	Craft-Bamboo Racir	38.897	27	HubAuto Corsa	47.412	88	Craft-Bamboo Racir	41.335	5	911	Absolute Racing	2:07.717	2:08.309	0.592
6	910	JRM	38.917	666	Vincenzo Sospiri Ra	47.423	666	Vincenzo Sospiri Ra	41.485	6	918	Panther/AAS Motorsp	2:07.749	2:07.868	0.118
7	912	Absolute Racing	38.974	912	Absolute Racing	47.450	918	Panther/AAS Motors	41.489	7	666	Vincenzo Sospiri Raci	2:07.802	2:08.114	0.312
8	12	Audi Sport Asia Tea	38.990	12	Audi Sport Asia Tea	47.462	27	HubAuto Corsa	41.531	8	27	HubAuto Corsa	2:07.950	2:08.139	0.189
9	13	Audi Sport Asia Tea	38.994	918	Panther/AAS Motors	47.473	911	Absolute Racing	41.579	9	912	Absolute Racing	2:08.014	2:08.089	0.075
10	27	HubAuto Corsa	39.006	910	JRM	47.553	912	Absolute Racing	41.588	10	13	Audi Sport Asia Team	2:08.112	2:08.112	0.000
11	999	Audi Sport Asia Tea	39.045	55	Craft-Bamboo Racir	47.651	910	JRM	41.647	11	910	JRM	2:08.118	2:08.188	0.070
12	61	ABSSA Motorsport	39.208	13	Audi Sport Asia Tea	47.800	99	Craft-Bamboo Racir	41.735	12	55	Craft-Bamboo Racing	2:08.764	2:08.764	0.000
13	99	Craft-Bamboo Racir	39.240	61	ABSSA Motorsport	47.903	55	Craft-Bamboo Racir	41.789	13	99	Craft-Bamboo Racing	2:08.912	2:09.029	0.116
14	55	Craft-Bamboo Racir	39.323	99	Craft-Bamboo Racir	47.937	61	ABSSA Motorsport	41.869	14	61	ABSSA Motorsport	2:08.982	2:09.180	0.198
15	97	Solite Indigo Racing	39.325	51	AMAC Motorsport	48.064	999	Audi Sport Asia Tea	41.990	15	999	Audi Sport Asia Team	2:09.330	2:09.545	0.214
16	128	Vattana Motorsport	39.385	999	Audi Sport Asia Tea	48.294	51	AMAC Motorsport	42.407	16	51	AMAC Motorsport	2:09.944	2:10.167	0.222
17	51	AMAC Motorsport	39.472	128	Vattana Motorsport	48.470	75	T2 Motorsports	42.573	17	128	Vattana Motorsport	2:10.441	2:11.070	0.628
18	75	T2 Motorsports	39.620	75	T2 Motorsports	48.946	128	Vattana Motorsport	42.585	18	75	T2 Motorsports	2:11.140	2:11.552	0.412

Weather / Track : Bright / Dry

Results can be found at [www.tsl-timing.com](http://www.tsl-timing.com)

Korea International Circuit

Circuit Length = 5.615 km

Start: 11:59 Flag 12:14 End: 12:19

Printed - 12:24 Saturday, 03 August 2019

# Blancpain GT World Challenge Asia - GT3

## QUALIFYING 2 - STATISTICS

**Competitors Started** 18  
**Planned Start** 2019-08-03 @ 11:59:00.000  
**Actual Start** 2019-08-03 @ 11:59:00.000  
**Finish Time** 2019-08-03 @ 12:14:01.310  
**Track Length** 5.615km  
**Total Laps** 110  
**Total Distance Covered** 617.650km

### Session Fastest Lap History

NO	CL	NAME	LAP TIME	TIME OF DAY	LAP	VEHICLE
918	GT3PA	<b>Panther/AAS Motorsport</b> <i>A. IMPERATORI</i>	<b>2:08.326</b>	12:03:38.896	2	Porsche 911 GT3 R
888	GT3PA	<b>Triple Eight Race Engineering Australia</b> <i>S. VAN GISBERGEN</i>	<b>2:07.729</b>	12:03:45.081	2	Mercedes-AMG GT3
88	GT3PA	<b>Craft-Bamboo Racing</b> <i>M. GOETZ</i>	<b>2:07.442</b>	12:07:53.281	3	Mercedes-AMG GT3

### Flag History

TYPE	TIME OF DAY
GREEN	11:59:00.000
FINISH	12:14:01.310

### Flag Statistics

TYPE	COUNT	TOTAL LAPS	TOTAL TIME
Green	1	7	20:35.586
Red	0	0	0.000
Safety Car	0	0	0.000
FCY	0	0	0.000

Weather / Track : Bright / Dry

These results are provisional until the conclusion of any judicial and technical matters.

Korea International Circuit

Circuit Length = 5.615 km

Start: 11:59 Flag 12:14 End: 12:19

Race Director : Ravin	Stewards :	Timekeeper :
-----------------------	------------	--------------

# Blancpain GT World Challenge Asia - GT3

## QUALIFYING 2 - STATISTICS

CLASS : GT3S

7 Starters

### Fastest Lap History

NO	NAME	LAP TIME	TIME OF DAY	LAP	VEHICLE
912	<b>Absolute Racing</b> <i>L. HONGLI</i>	<b>2:09.103</b>	12:03:54.861	2	Porsche 911 GT3 R
99	<b>Craft-Bamboo Racing</b> <i>D. O'YOUNG</i>	<b>2:09.029</b>	12:04:04.843	2	Mercedes-AMG GT3
27	<b>HubAuto Corsa</b> <i>M. GOMES</i>	<b>2:08.517</b>	12:04:13.133	2	Ferrari 488 GT3
27	<b>HubAuto Corsa</b> <i>M. GOMES</i>	<b>2:08.139</b>	12:08:47.831	4	Ferrari 488 GT3
97	<b>Solite Indigo Racing</b> <i>M. METZGER</i>	<b>2:08.016</b>	12:14:05.351	6	Mercedes-AMG GT3

Weather / Track : Bright / Dry

These results are provisional until the conclusion of any judicial and technical matters.

Korea International Circuit

Circuit Length = 5.615 km

Start: 11:59 Flag 12:14 End: 12:19

Race Director : Ravin

Stewards :

Timekeeper :

# Blancpain GT World Challenge Asia - GT3

## QUALIFYING 2 - STATISTICS

CLASS : GT3PA

9 Starters

### Fastest Lap History

NO	NAME	LAP TIME	TIME OF DAY	LAP	VEHICLE
918	<b>Panther/AAS Motorsport</b> <i>A. IMPERATORJ</i>	<b>2:08.326</b>	12:03:38.896	2	Porsche 911 GT3 R
888	<b>Triple Eight Race Engineering Australia</b> <i>S. VAN GISBERGEN</i>	<b>2:07.729</b>	12:03:45.081	2	Mercedes-AMG GT3
88	<b>Craft-Bamboo Racing</b> <i>M. GOETZ</i>	<b>2:07.442</b>	12:07:53.281	3	Mercedes-AMG GT3

Weather / Track : Bright / Dry

These results are provisional until the conclusion of any judicial and technical matters.

Korea International Circuit

Circuit Length = 5.615 km

Start: 11:59 Flag 12:14 End: 12:19

Race Director : Ravin	Stewards :	Timekeeper :
-----------------------	------------	--------------

# Blancpain GT World Challenge Asia - GT3

## QUALIFYING 2 - STATISTICS

CLASS : GT3AM

2 Starters

### Fastest Lap History

NO	NAME	LAP TIME	TIME OF DAY	LAP	VEHICLE
128	<b>Vattana Motorsport</b> <i>A. ASAI</i>	<b>2:11.939</b>	12:07:12.379	3	Lamborghini Huracan GT3 EVO
51	<b>AMAC Motorsport</b> <i>W. PORTER</i>	<b>2:10.624</b>	12:09:30.932	4	Lamborghini Huracan GT3 EVO
51	<b>AMAC Motorsport</b> <i>W. PORTER</i>	<b>2:10.598</b>	12:13:52.227	6	Lamborghini Huracan GT3 EVO
51	<b>AMAC Motorsport</b> <i>W. PORTER</i>	<b>2:10.167</b>	12:16:02.395	7	Lamborghini Huracan GT3 EVO

Weather / Track : Bright / Dry

These results are provisional until the conclusion of any judicial and technical matters.

Korea International Circuit

Circuit Length = 5.615 km

Start: 11:59 Flag 12:14 End: 12:19

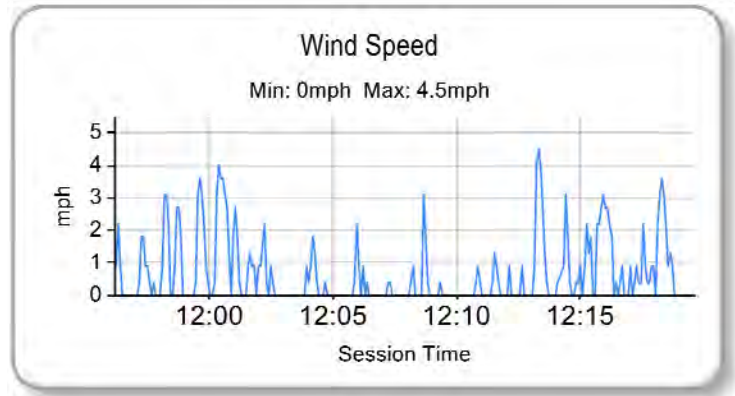
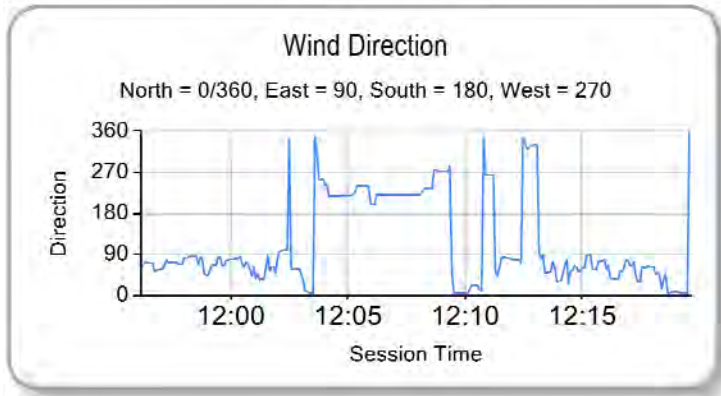
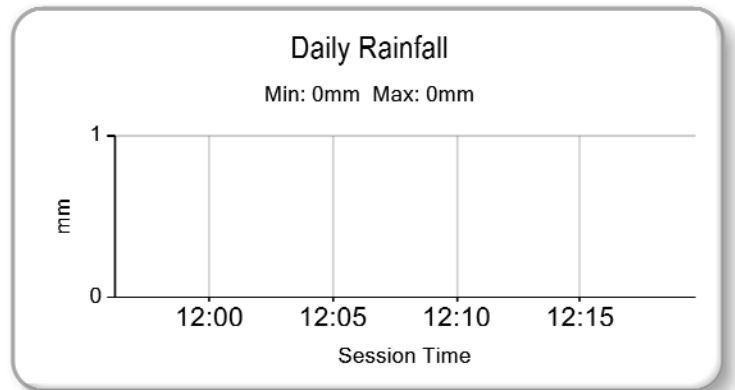
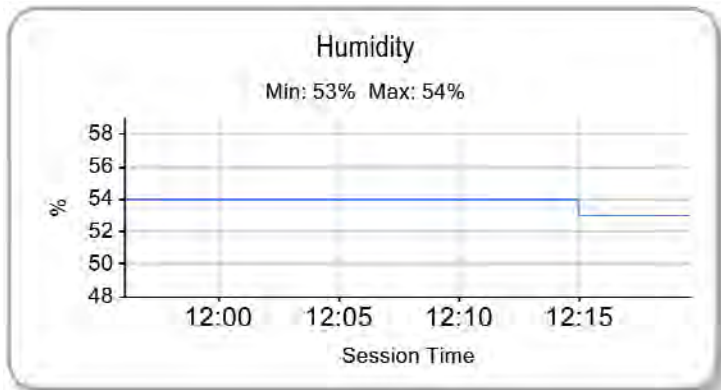
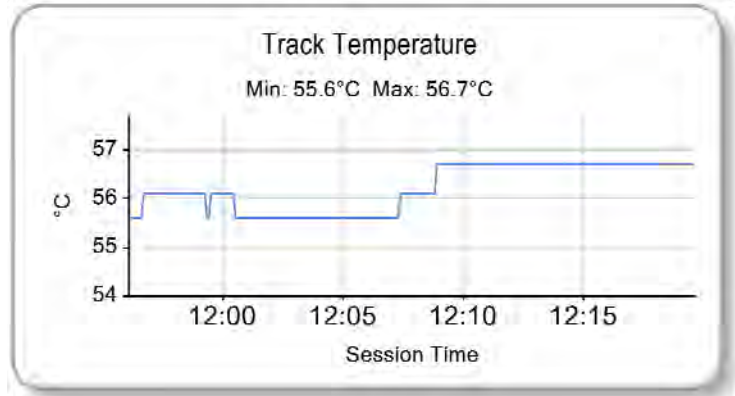
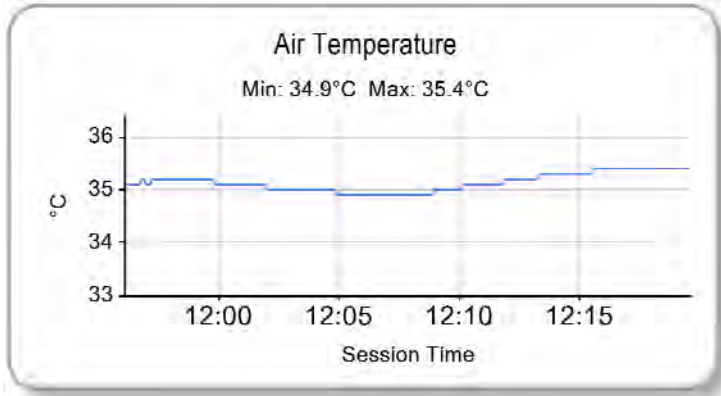
Race Director : Ravin

Stewards :

Timekeeper :

# Blancpain GT World Challenge Asia - GT3

## QUALIFYING 2 - WEATHER CONDITIONS



Weather / Track : Bright / Dry

Results can be found at [www.tsl-timing.com](http://www.tsl-timing.com)

Korea International Circuit  
Circuit Length = 5.615 km  
Start: 11:59 Flag 12:14 End: 12:19

Printed - 12:25 Saturday, 03 August 2019

## Blancpain GT World Challenge Asia

### RACE 1 - GRID (60 minutes) - FINAL

ROW 12						<i>Ringo CHONG</i> 2:23.402	23	<b>111</b> Team iRace.Win	
ROW 11		<i>Keo CHANG</i> 2:23.313	22	<b>199</b> Team iRace.Win		<i>Brian LEE</i> 2:23.242	21	<b>11</b> GTO Racing with TTR	
ROW 10		<i>Frank YU</i> 2:23.004	20	<b>77</b> Craft-Bamboo Racing		<i>Sunako JUKUCHOU</i> 2:22.882	19	<b>81</b> BMW Team Studie	
ROW 9		<i>Daniel AU</i> 2:25.374	18	<b>55</b> Craft-Bamboo Racing		<i>Andrew MACPHERSON</i> 2:16.861	17	<b>51</b> AMAC Motorsport	
ROW 8		<i>Chonsawat ASAVAHAME</i> 2:15.745	16	<b>128</b> Vattana Motorsport		<i>David TJIPTOBIANTORO</i> 2:14.301	15	<b>75</b> T2 Motorsports	
ROW 7		<i>Jingzu SUN</i> 2:12.453	14	<b>13</b> Audi Sport Asia Team Absolute Racing		<i>Jeffrey LEE</i> 2:11.823	13	<b>88</b> Craft-Bamboo Racing	
ROW 6		<i>HH Prince Abdul Rahman IBRAHIM</i> 2:11.760	12	<b>888</b> Triple Eight Race Engineering Australia		<i>Alex AU</i> 2:10.963	11	<b>666</b> Vincenzo Sospiri Racing	
ROW 5		<i>Piti BHIROMBHAKDI</i> 2:10.717	10	<b>61</b> ABSSA Motorsport		<i>Christina NIELSEN</i> 2:10.648	9	<b>99</b> Craft-Bamboo Racing	
ROW 4		<i>Yuan BO</i> 2:10.579	8	<b>912</b> Absolute Racing		<i>Vutthikorn INTHRAPHUVASAK</i> 2:10.252	7	<b>918</b> Panther/AAS Motorsport	
ROW 3		<i>Weiron TAN</i> 2:09.431	6	<b>12</b> Audi Sport Asia Team Absolute Racing		<i>Yuya SAKAMOTO</i> 2:09.329	5	<b>27</b> HubAuto Corsa	
ROW 2		<i>Anthony LIU</i> 2:09.200	4	<b>910</b> JRM		<i>Weian CHEN</i> 2:09.185	3	<b>999</b> Audi Sport Asia Team TSRT	
ROW 1		<i>Tanart SATHIENTHIRAKUL</i> 2:08.999	2	<b>911</b> Absolute Racing		<i>Roelof BRUINS</i> 2:08.798	1	<b>97</b> Solite Indigo Racing	
									<b>Pole</b>

Car 55 - Drop of 5 place grid penalty following previous race

Korea International Circuit  
Circuit Length = 5.615 km

Race Director : Ravin	Stewards : Chief	Series	International	Timekeeper :
-----------------------	------------------	--------	---------------	--------------

Results can be found at [www.tsl-timing.com](http://www.tsl-timing.com)

Printed - 14:01 Saturday, 03 August 2019

## Blancpain GT World Challenge Asia

### RACE 1 - CLASSIFICATION - FINAL

POS	NO	CL	PIC	TEAM / DRIVERS	CAR	LAPS	TIME	GAP	DIFF	KPH	BEST	ON
1	97	GT3S	1	Solite Indigo Racing (KOR) Roelof BRUIJNS (KOR) / Manuel METZGER (DEU)	Mercedes-AMG GT3	27	1:00:27.528			150.45	2:09.095	20
2	27	GT3S	2	HubAuto Corsa (TPE) Yuya SAKAMOTO (JPN) / Marcos GOMES (BRA)	Ferrari 488 GT3	27	1:00:32.337	4.809	4.809	150.25	2:08.866	18
3	911	GT3S	3	Absolute Racing (CHN) Tanart SATHIENTHIRAKUL (THA) / Philip HAMPRECHT (DEU)	Porsche 911 GT3 R	27	1:00:35.899	8.371	3.562	150.10	2:09.463	18
4	999	GT3S	4	Audi Sport Asia Team TSRT (CHN) Weilan CHEN (CHN) / Rahel FREY (CHE)	Audi R8 LMS GT3 2019	27	1:00:40.849	13.321	4.949	149.90	2:09.538	23
5	912	GT3S	5	Absolute Racing (CHN) Yuan BO (CHN) / Leo Ye HONGLI (CHN)	Porsche 911 GT3 R	27	1:00:42.067	14.538	1.217	149.85	2:09.644	25
6	12	GT3S	6	Audi Sport Asia Team Absolute Racing (CHN) Weiron TAN (MYS) / Martin RUMP (EST)	Audi R8 LMS GT3 2019	27	1:00:43.524	15.996	1.457	149.79	2:08.782	22
7	888	GT3PA	1	Triple Eight Race Engineering Australia (AUS) HH Prince Abdul Rahman IBRAHIM (MYS) / Shane VAN GISBERGEN	Mercedes-AMG GT3	27	1:00:54.385	26.857	10.861	149.34	2:08.217	26
8	918	GT3PA	2	Panther/AAS Motorsport (CHN) Vutthikorn INTHRAPHUVASAK (THA) / Alexandre IMPERATORI (CHE)	Porsche 911 GT3 R	27	1:00:55.268	27.740	0.883	149.31	2:08.943	22
9	666	GT3PA	3	Vincenzo Sospiri Racing (ITA) Alex AU (HKG) / Frederik SCHANDORFF (DNK)	Lamborghini Huracán GT3 EVO	27	1:01:20.376	52.848	25.107	148.29	2:09.200	15
10	910	GT3PA	4	JRM (CHN) Anthony LIU (CHN) / Chris VAN DER DRIFT (NZL)	Porsche 911 GT3 R	27	1:01:20.797	53.269	0.420	148.27	2:08.693	17
11	61	GT3PA	5	ABSSA Motorsport (JPN) Pili BHIROMBHAKDI (THA) / Keita SAWA (JPN)	McLaren 720S GT3	27	1:01:37.914	1:10.386	17.117	147.59	2:09.915	15
12	99	GT3S	7	Craft-Bamboo Racing (HKG) Christina NIELSEN (DNK) / Darryl O'YOUNG (HKG)	Mercedes-AMG GT3	27	1:01:45.467	1:17.939	7.553	147.28	2:10.352	16
13	13	GT3PA	6	Audi Sport Asia Team Absolute Racing (CHN) Jingzu SUN (CHN) / Congfu CHENG (CHN)	Audi R8 LMS GT3 2019	27	1:01:46.717	1:19.189	1.249	147.24	2:09.125	14
14	51	GT3AM	1	AMAC Motorsport (AUS) Andrew MACPHERSON (AUS) / William Ben PORTER (AUS)	Lamborghini Huracan GT3 EVO	27	1:02:35.556	2:08.028	48.839	145.32	2:12.320	16
15	128	GT3AM	2	Vattana Motorsport (THA) Chonsawat ASAVAHAME (THA) / Akihiro ASAI (JPN)	Lamborghini Huracan GT3 EVO	26	1:01:23.848	1 Lap	1 Lap	142.66	2:12.223	20
16	55	GT3PA	7	Craft-Bamboo Racing (HKG) Daniel AU (SGP) / Melvin MOH (MYS)	Mercedes-AMG GT3	26	1:01:35.754	1 Lap	11.905	142.20	2:09.624	15
17	77	GT4AM	1	Craft-Bamboo Racing (HKG) Frank YU (HKG) / Richard WEE (SGP)	Mercedes-AMG GT4	25	1:02:47.668	2 Laps	1 Lap	134.12	2:24.109	4
18	111	GT4AM	2	Team iRace.Win (TPE) Ringo CHONG (SGP) / Setiawan SANTOSO (IDN)	Mercedes-AMG GT4	25	1:02:51.921	2 Laps	4.252	133.97	2:24.208	15
19	199	GT4AM	3	Team iRace.Win (TPE) Keo CHANG (TPE) / Joe CHI (TPE)	Mercedes-AMG GT4	24	1:00:47.467	3 Laps	1 Lap	133.00	2:24.910	8
20	81	GT4AM	4	BMW Team Studie (JPN) Sunako JUKUCHOU (JPN) / Takayuki KINOSHITA (JPN)	BMW M4 GT4	24	1:00:48.579	3 Laps	1.111	132.96	2:24.425	6
21	11	GT4AM	5	GTO Racing with TTR (JPN) Brian LEE (TPE) / Tony FONG (HKG)	Mercedes-AMG GT4	24	1:01:10.605	3 Laps	22.026	132.16	2:24.391	4

#### NOT CLASSIFIED

NC	75	GT3PA		T2 Motorsports (SGP) David TIPTOBIANTORO (IDN) / Rio HARYANTO (IDN)	Ferrari 488 GT3	18	42:46.195	9 Laps	6 Laps	141.78	2:09.653	16
NC	88	GT3PA		Craft-Bamboo Racing (HKG) Jeffrey LEE (TPE) / Maximilian GOETZ (DEU)	Mercedes-AMG GT3	11	25:43.827	16 Laps	7 Laps	144.02	2:17.005	5

#### FASTEST LAP

888	GT3PA	Triple Eight Race Engineering Australia (AUS) HH Prince Abdul Rahman IBRAHIM (MYS) / Shane VAN GISBERGEN (NZL)	Mercedes-AMG GT3	26	2:08.217	97.96 mph	157.65 kph
12	GT3S	Audi Sport Asia Team Absolute Racing (CHN) Weiron TAN (MYS) / Martin RUMP (EST)	Audi R8 LMS GT3 2019	22	2:08.782	97.53 mph	156.96 kph
128	GT3AM	Vattana Motorsport (THA) Chonsawat ASAVAHAME (THA) / Akihiro ASAI (JPN)	Lamborghini Huracan GT3 EVO	20	2:12.223	94.99 mph	152.87 kph
77	GT4AM	Craft-Bamboo Racing (HKG) Frank YU (HKG) / Richard WEE (SGP)	Mercedes-AMG GT4	4	2:24.109	87.15 mph	140.26 kph

Weather / Track : Bright / Dry

Korea International Circuit  
Circuit Length = 5.615 km  
Start: 15:43 Flag 16:43 End: 16:49

Race Director : Ravin	Stewards : Chief	Series	International	Timekeeper :
-----------------------	------------------	--------	---------------	--------------

Results can be found at [www.tsl-timing.com](http://www.tsl-timing.com)

Printed - 18:40 Saturday, 03 August 2019



## Blancpain GT World Challenge Asia

### RACE 1 - CLASSIFICATION BY CATEGORY - FINAL

#### CATEGORY : GT3

POS	NO	CL	TEAM / DRIVERS	CAR	LAPS	TIME	GAP	DIFF	KPH	BEST	ON
1	97	GT3S	Solite Indigo Racing Roelof BRUINS (KOR) / Manuel METZGER (DEU)	Mercedes-AMG GT3	27	1:00:27.528			150.45	2:09.095	20
2	27	GT3S	HubAuto Corsa Yuya SAKAMOTO (JPN) / Marcos GOMES (BRA)	Ferrari 488 GT3	27	1:00:32.337	4.809	4.809	150.25	2:08.866	18
3	911	GT3S	Absolute Racing Tanart SATHIENTHIRAKUL (THA) / Philip HAMPRECHT (DEU)	Porsche 911 GT3 R	27	1:00:35.899	8.371	3.562	150.10	2:09.463	18
4	999	GT3S	Audi Sport Asia Team TSRT Weilan CHEN (CHN) / Rahel FREY (CHE)	Audi R8 LMS GT3 2019	27	1:00:40.849	13.321	4.949	149.90	2:09.538	23
5	912	GT3S	Absolute Racing Yuan BO (CHN) / Leo Ye HONGLI (CHN)	Porsche 911 GT3 R	27	1:00:42.067	14.538	1.217	149.85	2:09.644	25
6	12	GT3S	Audi Sport Asia Team Absolute Racing Weiron TAN (MYS) / Martin RUMP (EST)	Audi R8 LMS GT3 2019	27	1:00:43.524	15.996	1.457	149.79	2:08.782	22
7	888	GT3PA	Triple Eight Race Engineering Australia HH Prince Abdul Rahman IBRAHIM (MYS) / Shane VAN GISBERGEN (NZL)	Mercedes-AMG GT3	27	1:00:54.385	26.857	10.861	149.34	2:08.217	26
8	918	GT3PA	Panther/AAS Motorsport Vuthikorn INTHRAPHUVASAK (THA) / Alexandre IMPERATORI (CHE)	Porsche 911 GT3 R	27	1:00:55.268	27.740	0.883	149.31	2:08.943	22
9	666	GT3PA	Vincenzo Sospiri Racing Alex AU (HKG) / Frederik SCHANDORFF (DNK)	Lamborghini Huracán GT3 EVO	27	1:01:20.376	52.848	25.107	148.29	2:09.200	15
10	910	GT3PA	JRM Anthony LIU (CHN) / Chris VAN DER DRIFT (NZL)	Porsche 911 GT3 R	27	1:01:20.797	53.269	0.420	148.27	2:08.693	17
11	61	GT3PA	ABSSA Motorsport Pili BHIROMBHAKDI (THA) / Keita SAWA (JPN)	McLaren 720S GT3	27	1:01:37.914	1:10.386	17.117	147.59	2:09.915	15
12	99	GT3S	Craft-Bamboo Racing Christina NIELSEN (DNK) / Darryl O'YOUNG (HKG)	Mercedes-AMG GT3	27	1:01:45.467	1:17.939	7.553	147.28	2:10.352	16
13	13	GT3PA	Audi Sport Asia Team Absolute Racing Jingzu SUN (CHN) / Congfu CHENG (CHN)	Audi R8 LMS GT3 2019	27	1:01:46.717	1:19.189	1.249	147.24	2:09.125	14
14	51	GT3AM	AMAC Motorsport Andrew MACPHERSON (AUS) / William Ben PORTER (AUS)	Lamborghini Huracan GT3 EVO	27	1:02:35.556	2:08.028	48.839	145.32	2:12.320	16
15	128	GT3AM	Vattana Motorsport Chonsawat ASAVAHAME (THA) / Akihiro ASAI (JPN)	Lamborghini Huracan GT3 EVO	26	1:01:23.848	1 Lap	1 Lap	142.66	2:12.223	20
16	55	GT3PA	Craft-Bamboo Racing Daniel AU (SGP) / Melvin MOH (MYS)	Mercedes-AMG GT3	26	1:01:35.754	1 Lap	11.905	142.20	2:09.624	15
NC	75	GT3PA	T2 Motorsports David TJIPTOBIANTORO (IDN) / Rio HARYANTO (IDN)	Ferrari 488 GT3	18	42:46.195	9 Laps	8 Laps	141.78	2:09.653	16
NC	88	GT3PA	Craft-Bamboo Racing Jeffrey LEE (TPE) / Maximilian GOETZ (DEU)	Mercedes-AMG GT3	11	25:43.827	16 Laps	7 Laps	144.02	2:17.005	5

#### CATEGORY : GT4

POS	NO	CL	TEAM / DRIVERS	CAR	LAPS	TIME	GAP	DIFF	KPH	BEST	ON
1	77	GT4AM	Craft-Bamboo Racing Frank YU (HKG) / Richard WEE (SGP)	Mercedes-AMG GT4	25	1:02:47.668			134.12	2:24.109	4
2	111	GT4AM	Team iRace.Win Ringo CHONG (SGP) / Setiawan SANTOSO (IDN)	Mercedes-AMG GT4	25	1:02:51.921	4.252	4.252	133.97	2:24.208	15
3	199	GT4AM	Team iRace.Win Keo CHANG (TPE) / Joe CHI (TPE)	Mercedes-AMG GT4	24	1:00:47.467	1 Lap	1 Lap	133.00	2:24.910	8
4	81	GT4AM	BMW Team Studie Sunako JUKUCHOU (JPN) / Takayuki KINOSHITA (JPN)	BMW M4 GT4	24	1:00:48.579	1 Lap	1.111	132.96	2:24.425	6
5	11	GT4AM	GTO Racing with TTR Brian LEE (TPE) / Tony FONG (HKG)	Mercedes-AMG GT4	24	1:01:10.605	1 Lap	22.026	132.16	2:24.391	4

#### FASTEST LAP

888	GT3PA	Triple Eight Race Engineering A	AUS	Mercedes-AMG GT3 -	26	2:08.217		97.96 mph	157.65 kph
12	GT3S	Audi Sport Asia Team Absolute I	CHN	Audi R8 LMS GT3 2019 -	22	2:08.782		97.53 mph	156.96 kph
128	GT3AM	Vattana Motorsport	THA	Lamborghini Huracan GT3 EVO -	20	2:12.223		94.99 mph	152.87 kph
77	GT4AM	Craft-Bamboo Racing	HKG	Mercedes-AMG GT4 -	4	2:24.109		87.15 mph	140.26 kph

Weather / Track : Bright / Dry

Korea International Circuit  
Circuit Length = 5.615 km  
Start: 15:43 Flag 16:43 End: 16:49

Race Director : Ravin	Stewards : Chief	Series	International	Timekeeper :
-----------------------	------------------	--------	---------------	--------------

Results can be found at [www.tsl-timing.com](http://www.tsl-timing.com)

Printed - 18:43 Saturday, 03 August 2019

## Blancpain GT World Challenge Asia

### RACE 1 - CLASSIFICATION BY CLASS - FINAL

#### CLASS : GT3 - GT3S

POS	NO	TEAM / DRIVERS	CAR	LAPS	TIME	GAP	DIFF	KPH	BEST	ON
1	97	Solite Indigo Racing Roelof BRUINS (KOR) / Manuel METZGER (DEU)	Mercedes-AMG GT3	27	1:00:27.528			150.45	2:09.095	20
2	27	HubAuto Corsa Yuya SAKAMOTO (JPN) / Marcos GOMES (BRA)	Ferrari 488 GT3	27	1:00:32.337	4.809	4.809	150.25	2:08.866	18
3	911	Absolute Racing Tanart SATHIENTHIRAKUL (THA) / Philip HAMPRECHT (DEU)	Porsche 911 GT3 R	27	1:00:35.899	8.371	3.562	150.10	2:09.463	18
4	999	Audi Sport Asia Team TSRT Weilan CHEN (CHN) / Rahel FREY (CHE)	Audi R8 LMS GT3 2019	27	1:00:40.849	13.321	4.949	149.90	2:09.538	23
5	912	Absolute Racing Yuan BO (CHN) / Leo Ye HONGLI (CHN)	Porsche 911 GT3 R	27	1:00:42.067	14.538	1.217	149.85	2:09.644	25
6	12	Audi Sport Asia Team Absolute Racing Weiron TAN (MYS) / Martin RUMP (EST)	Audi R8 LMS GT3 2019	27	1:00:43.524	15.996	1.457	149.79	2:08.782	22
7	99	Craft-Bamboo Racing Christina NIELSEN (DNK) / Darryl O'YOUNG (HKG)	Mercedes-AMG GT3	27	1:01:45.467	1:17.939	1:01.943	147.28	2:10.352	16

#### CLASS : GT3 - GT3PA

POS	NO	TEAM / DRIVERS	CAR	LAPS	TIME	GAP	DIFF	KPH	BEST	ON
1	888	Triple Eight Race Engineering Australia HH Prince Abdul Rahman IBRAHIM (MYS) / Shane VAN GISBERGEN (NZL)	Mercedes-AMG GT3	27	1:00:54.385			149.34	2:08.217	26
2	918	Panther/AAS Motorsport Vuthikorn INTHRAPHUVASAK (THA) / Alexandre IMPERATORI (CHE)	Porsche 911 GT3 R	27	1:00:55.268	0.883	0.883	149.31	2:08.943	22
3	666	Vincenzo Sospiri Racing Alex AU (HKG) / Frederik SCHANDORFF (DNK)	Lamborghini Huracán GT3 EVO	27	1:01:20.376	25.990	25.107	148.29	2:09.200	15
4	910	JRM Anthony LIU (CHN) / Chris VAN DER DRIFT (NZL)	Porsche 911 GT3 R	27	1:01:20.797	26.411	0.420	148.27	2:08.693	17
5	61	ABSSA Motorsport Piti BHIROMBHAKDI (THA) / Keita SAWA (JPN)	McLaren 720S GT3	27	1:01:37.914	43.528	17.117	147.59	2:09.915	15
6	13	Audi Sport Asia Team Absolute Racing Jingzu SUN (CHN) / Congfu CHENG (CHN)	Audi R8 LMS GT3 2019	27	1:01:46.717	52.331	8.802	147.24	2:09.125	14
7	55	Craft-Bamboo Racing Daniel AU (SGP) / Melvin MOH (MYS)	Mercedes-AMG GT3	26	1:01:35.754	1 Lap	1 Lap	142.20	2:09.624	15
NC	75	T2 Motorsports David TJIPTOBIANTORO (IDN) / Rio HARYANTO (IDN)	Ferrari 488 GT3	18	42:46.195	9 Laps	8 Laps	141.78	2:09.653	16
NC	88	Craft-Bamboo Racing Jeffrey LEE (TPE) / Maximilian GOETZ (DEU)	Mercedes-AMG GT3	11	25:43.827	16 Laps	7 Laps	144.02	2:17.005	5

#### CLASS : GT3 - GT3AM

POS	NO	TEAM / DRIVERS	CAR	LAPS	TIME	GAP	DIFF	KPH	BEST	ON
1	51	AMAC Motorsport Andrew MACPHERSON (AUS) / William Ben PORTER (AUS)	Lamborghini Huracan GT3 EVO	27	1:02:35.556			145.32	2:12.320	16
2	128	Vattana Motorsport Chonsawat ASAVAHAAME (THA) / Akihiro ASAI (JPN)	Lamborghini Huracan GT3 EVO	26	1:01:23.848	1 Lap	1 Lap	142.66	2:12.223	20

#### CLASS : GT4 - GT4AM

POS	NO	TEAM / DRIVERS	CAR	LAPS	TIME	GAP	DIFF	KPH	BEST	ON
1	77	Craft-Bamboo Racing Frank YU (HKG) / Richard WEE (SGP)	Mercedes-AMG GT4	25	1:02:47.668			134.12	2:24.109	4
2	111	Team iRace.Win Ringo CHONG (SGP) / Setiawan SANTOSO (IDN)	Mercedes-AMG GT4	25	1:02:51.921	4.252	4.252	133.97	2:24.208	15
3	199	Team iRace.Win Keo CHANG (TPE) / Joe CHI (TPE)	Mercedes-AMG GT4	24	1:00:47.467	1 Lap	1 Lap	133.00	2:24.910	8
4	81	BMW Team Studie Sunako JUKUCHOU (JPN) / Takayuki KINOSHITA (JPN)	BMW M4 GT4	24	1:00:48.579	1 Lap	1.111	132.96	2:24.425	6
5	11	GTO Racing with TTR Brian LEE (TPE) / Tony FONG (HKG)	Mercedes-AMG GT4	24	1:01:10.605	1 Lap	22.026	132.16	2:24.391	4

#### FASTEST LAP

888	GT3PA	Triple Eight Race Engineering Au	AUS	Mercedes-AMG GT3 -	26	2:08.217	97.96 mph	157.65 kph
12	GT3S	Audi Sport Asia Team Absolute I	CHN	Audi R8 LMS GT3 2019 -	22	2:08.782	97.53 mph	156.96 kph
128	GT3AM	Vattana Motorsport	THA	Lamborghini Huracan GT3 EVO -	20	2:12.223	94.99 mph	152.87 kph
77	GT4AM	Craft-Bamboo Racing	HKG	Mercedes-AMG GT4 -	4	2:24.109	87.15 mph	140.26 kph

Korea International Circuit  
Circuit Length = 5.615 km  
Start: 15:43 Flag 16:43 End: 16:49

Weather / Track : Bright / Dry

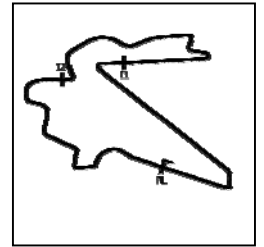
Race Director : Ravin	Stewards : Chief	Series	International	Timekeeper :
-----------------------	------------------	--------	---------------	--------------

Results can be found at [www.tsl-timing.com](http://www.tsl-timing.com)

Printed - 18:45 Saturday, 03 August 2019

# Blancpain GT World Challenge Asia

## RACE 1 - SECTOR ANALYSIS



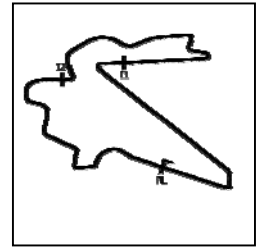
SECTOR 1 = FL to I1, SECTOR 2 = I1 to I2, SECTOR 3 = I2 to FL, DIFF = Difference To Personal Best Lap, P = Crossed Finish Line in Pit Lane, D = Time Disallowed

P1 97 GT3S Solite Indigo Racing		Mercedes-AMG GT3					
IDEAL LAP TIME : 2:08.927		BEST LAP TIME : 2:09.095		DIFFERENCE : 0.168			
D1: Roelof BRUINS		D2: Manuel METZGER					
LAP	SECTOR 1	SECTOR 2	SECTOR 3	LAP TIME	KPH	DIFF	TIME OF DAY
1 - D1		51.215	43.075	2:21.547	142.80	12.452	15:45:37.543
2 - D1	40.044	48.822	42.467	2:11.334	153.91	2.238	15:47:48.877
3 - D1	39.929	48.448	42.796	2:11.173	154.10	2.078	15:50:00.051
4 - D1	39.793	48.520	42.634	2:10.948	154.36	1.852	15:52:11.000
5 - D1	39.873	48.293	42.636	2:10.803	154.53	1.708	15:54:21.803
6 - D1	39.849	48.491	42.751	2:11.091	154.19	1.996	15:56:32.895
7 - D1	39.834	48.370	42.894	2:11.100	154.18	2.004	15:58:43.996
8 - D1	39.837	48.337	42.759	2:10.934	154.38	1.838	16:00:54.930
9 - D1	39.783	48.408	42.782	2:10.974	154.33	1.878	16:03:05.904
10 - D1	39.712	48.878	43.489	2:12.080	153.04	2.984	16:05:17.984
11 - D1	39.954	48.445	42.910	2:11.310	153.94	2.214	16:07:29.294
12 - D1	40.109	48.532	43.184	2:11.826	153.33	2.731	16:09:41.121
13 - D1	39.946	48.327	42.236	2:10.510	154.88	1.414	16:11:51.632
14 - D1	39.801	48.480	42.701	2:10.982	154.32	1.886	16:14:02.615
15 - D1	39.729	48.302	IN PIT	2:14.056	P 150.78	4.960	16:16:16.671
16 - D2	OUTLAP	48.396	41.824	3:42.914	90.68	1:33.819	16:19:59.586
17 - D2	39.614	47.983	41.700	2:09.298	156.33	0.202	16:22:08.884
18 - D2	39.557	47.869	<b>41.690</b>	2:09.118	(3) 156.55	0.022	16:24:18.002
19 - D2	39.924	48.569	41.739	2:10.233	155.21	1.138	16:26:28.236
<b>20 - D2</b>	39.564	47.832	41.698	<b>2:09.095 (1)</b>	<b>156.58</b>		<b>16:28:37.332</b>
21 - D2	39.597	<b>47.739</b>	41.759	2:09.096	(2) 156.58	0.001	16:30:46.429
22 - D2	39.587	47.868	41.791	2:09.247	156.39	0.151	16:32:55.676
23 - D2	39.592	47.876	41.734	2:09.203	156.45	0.107	16:35:04.879
24 - D2	39.726	47.990	41.892	2:09.608	155.96	0.512	16:37:14.488
25 - D2	39.588	47.888	41.720	2:09.197	156.45	0.101	16:39:23.686
26 - D2	39.542	48.208	42.856	2:10.607	154.76	1.512	16:41:34.294
27 - D2	<b>39.496</b>	47.913	41.819	2:09.229	156.41	0.134	16:43:43.524

Weather / Track : Bright / Dry

# Blancpain GT World Challenge Asia

## RACE 1 - SECTOR ANALYSIS

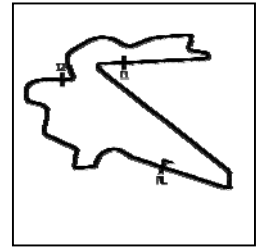


SECTOR 1 = FL to I1, SECTOR 2 = I1 to I2, SECTOR 3 = I2 to FL, DIFF = Difference To Personal Best Lap, P = Crossed Finish Line in Pit Lane, D = Time Disallowed

P2 27 GT3S HubAuto Corsa		Ferrari 488 GT3					
IDEAL LAP TIME : 2:08.689		BEST LAP TIME : 2:08.866		DIFFERENCE : 0.177			
D1: Yuya SAKAMOTO		D2: Marcos GOMES					
LAP	SECTOR 1	SECTOR 2	SECTOR 3	LAP TIME	KPH	DIFF	TIME OF DAY
1 - D1		50.431	43.186	2:21.188	143.17	12.321	15:45:37.184
2 - D1	39.738	48.810	42.863	2:11.411	153.82	2.544	15:47:48.596
3 - D1	39.602	48.700	42.738	2:11.041	154.25	2.174	15:49:59.637
4 - D1	39.542	48.619	42.775	2:10.937	154.37	2.070	15:52:10.574
5 - D1	39.643	48.544	42.624	2:10.811	154.52	1.944	15:54:21.385
6 - D1	39.594	48.749	42.701	2:11.045	154.25	2.178	15:56:32.431
7 - D1	39.421	48.607	43.164	2:11.193	154.07	2.326	15:58:43.624
8 - D1	39.530	48.531	42.832	2:10.894	154.42	2.027	16:00:54.519
9 - D1	39.595	48.560	42.816	2:10.973	154.33	2.106	16:03:05.492
10 - D1	39.534	48.945	43.679	2:12.159	152.95	3.292	16:05:17.651
11 - D1	39.755	48.584	42.913	2:11.253	154.00	2.386	16:07:28.904
12 - D1	39.900	48.699	IN PIT	2:15.825	<b>P</b> 148.82	6.958	16:09:44.730
13 - D2	OUTLAP	48.218	41.879	3:45.771	89.53	1:36.904	16:13:30.501
14 - D2	39.567	48.740	42.772	2:11.079	154.21	2.212	16:15:41.580
15 - D2	39.372	49.315	42.197	2:10.886	154.43	2.019	16:17:52.466
16 - D2	39.270	48.588	41.968	2:09.826	155.69	0.960	16:20:02.293
17 - D2	<b>39.206</b>	47.822	41.910	2:08.939	<b>(2)</b> 156.77	0.072	16:22:11.233
<b>18 - D2</b>	39.309	<b>47.637</b>	41.919	<b>2:08.866</b>	<b>(1)</b> 156.85		<b>16:24:20.100</b>
19 - D2	39.530	48.257	42.325	2:10.113	155.35	1.246	16:26:30.214
20 - D2	39.575	48.110	42.216	2:09.902	155.60	1.035	16:28:40.116
21 - D2	39.428	48.658	42.138	2:10.225	155.22	1.358	16:30:50.342
22 - D2	39.537	47.850	41.957	2:09.345	156.27	0.478	16:32:59.687
23 - D2	39.322	48.515	41.936	2:09.774	155.76	0.907	16:35:09.462
24 - D2	39.498	47.962	<b>41.846</b>	2:09.307	156.32	0.440	16:37:18.769
25 - D2	39.277	47.958	42.043	2:09.279	<b>(3)</b> 156.35	0.412	16:39:28.049
26 - D2	39.217	47.947	42.779	2:09.944	155.55	1.077	16:41:37.993
27 - D2	39.904	48.274	42.161	2:10.340	155.08	1.473	16:43:48.333

# Blancpain GT World Challenge Asia

## RACE 1 - SECTOR ANALYSIS



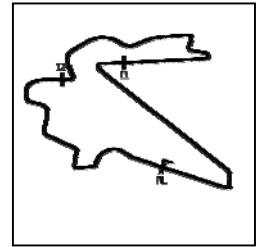
SECTOR 1 = FL to I1, SECTOR 2 = I1 to I2, SECTOR 3 = I2 to FL, DIFF = Difference To Personal Best Lap, P = Crossed Finish Line in Pit Lane, D = Time Disallowed

P3 911 GT3S Absolute Racing			Porsche 911 GT3 R				
IDEAL LAP TIME : 2:09.385		BEST LAP TIME : 2:09.463		DIFFERENCE : 0.078			
D1: Tanart SATHIENTHIRAKUI D2: Philip HAMPRECHT							
LAP	SECTOR 1	SECTOR 2	SECTOR 3	LAP TIME	KPH	DIFF	TIME OF DAY
1 - D1		50.413	42.768	2:20.486	143.88	11.022	15:45:36.482
2 - D1	39.702	48.983	42.503	2:11.188	154.08	1.724	15:47:47.670
3 - D1	39.699	48.947	42.587	2:11.234	154.03	1.770	15:49:58.904
4 - D1	39.620	48.743	42.656	2:11.020	154.28	1.556	15:52:09.924
5 - D1	39.629	48.654	42.617	2:10.902	154.42	1.438	15:54:20.827
6 - D1	39.813	48.628	42.424	2:10.866	154.46	1.403	15:56:31.694
7 - D1	39.609	48.741	42.496	2:10.847	154.48	1.383	15:58:42.541
8 - D1	39.625	48.733	42.630	2:10.988	154.31	1.524	16:00:53.530
9 - D1	39.565	48.750	42.644	2:10.959	154.35	1.495	16:03:04.489
10 - D1	39.604	49.492	43.477	2:12.574	152.47	3.110	16:05:17.064
11 - D1	39.686	48.741	42.852	2:11.280	153.97	1.817	16:07:28.345
12 - D1	39.713	48.841	42.569	2:11.124	154.15	1.660	16:09:39.469
13 - D1	39.761	48.581	42.629	2:10.972	154.33	1.508	16:11:50.441
14 - D1	39.653	48.912	IN PIT	2:15.568	P 149.10	6.104	16:14:06.010
15 - D2	OUTLAP	48.731	42.426	3:39.717	92.00	1:30.253	16:17:45.727
16 - D2	39.466	48.517	<b>42.162</b>	2:10.147	155.31	0.683	16:19:55.874
17 - D2	39.223	48.058	43.238	2:10.520	154.87	1.057	16:22:06.395
<b>18 - D2</b>	<b>39.171</b>	<b>48.051</b>	42.240	<b>2:09.463 (1)</b>	<b>156.13</b>		<b>16:24:15.859</b>
19 - D2	41.915	49.737	42.201	2:13.854	151.01	4.390	16:26:29.713
20 - D2	39.532	48.156	42.334	2:10.024	155.46	0.560	16:28:39.738
21 - D2	39.337	48.233	42.341	2:09.911	155.59	0.448	16:30:49.650
22 - D2	39.327	48.076	42.205	2:09.610	(2) 155.95	0.146	16:32:59.260
23 - D2	39.365	49.519	42.479	2:11.363	153.87	1.900	16:35:10.624
24 - D2	39.377	48.254	42.233	2:09.864	(3) 155.65	0.401	16:37:20.489
25 - D2	39.452	48.215	42.397	2:10.065	155.41	0.601	16:39:30.554
26 - D2	39.274	48.357	43.297	2:10.929	154.38	1.465	16:41:41.484
27 - D2	39.707	48.381	42.323	2:10.411	155.00	0.947	16:43:51.895

Weather / Track : Bright / Dry

# Blancpain GT World Challenge Asia

## RACE 1 - SECTOR ANALYSIS



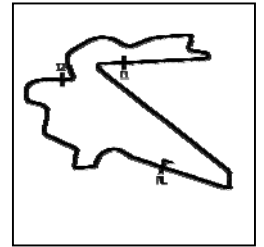
SECTOR 1 = FL to I1, SECTOR 2 = I1 to I2, SECTOR 3 = I2 to FL, DIFF = Difference To Personal Best Lap, P = Crossed Finish Line in Pit Lane, D = Time Disallowed

P4 999 GT3S Audi Sport Asia Team TSRT		Audi R8 LMS GT3 2019					
IDEAL LAP TIME : 2:09.273		BEST LAP TIME : 2:09.538		DIFFERENCE : 0.264			
D1: Weian CHEN		D2: Rahel FREY					
LAP	SECTOR 1	SECTOR 2	SECTOR 3	LAP TIME	KPH	DIFF	TIME OF DAY
1 - D1		51.582	43.013	2:22.109	142.24	12.571	15:45:38.105
2 - D1	40.073	49.159	42.565	2:11.798	153.37	2.260	15:47:49.903
3 - D1	39.656	49.270	42.222	2:11.149	154.12	1.610	15:50:01.052
4 - D1	39.660	49.066	42.284	2:11.010	154.29	1.472	15:52:12.063
5 - D1	39.784	48.947	42.451	2:11.183	154.08	1.645	15:54:23.247
6 - D1	39.746	48.717	42.365	2:10.829	154.50	1.291	15:56:34.076
7 - D1	40.038	48.553	42.622	2:11.214	154.05	1.675	15:58:45.291
8 - D1	39.807	48.837	42.794	2:11.438	153.79	1.900	16:00:56.729
9 - D1	39.798	49.752	42.543	2:12.094	153.02	2.556	16:03:08.824
10 - D1	39.981	49.436	43.211	2:12.629	152.40	3.090	16:05:21.453
11 - D1	40.120	48.976	42.433	2:11.530	153.68	1.992	16:07:32.984
12 - D1	39.964	48.987	IN PIT	2:14.699	<b>P</b> 150.06	5.160	16:09:47.683
13 - D2	OUTLAP	49.619	42.574	3:42.364	90.90	1:32.825	16:13:30.047
14 - D2	39.610	48.959	42.528	2:11.098	154.18	1.560	16:15:41.145
15 - D2	39.434	50.171	42.238	2:11.843	153.31	2.305	16:17:52.989
16 - D2	<b>39.209</b>	48.837	42.749	2:10.796	154.54	1.257	16:20:03.785
17 - D2	39.319	48.429	42.219	2:09.968	155.53	0.430	16:22:13.753
18 - D2	39.556	48.281	<b>41.911</b>	2:09.749	<b>(2)</b> 155.79	0.210	16:24:23.502
19 - D2	39.384	49.902	42.810	2:12.096	153.02	2.558	16:26:35.599
20 - D2	39.636	48.269	42.293	2:10.199	155.25	0.660	16:28:45.798
21 - D2	39.631	48.332	42.238	2:10.201	155.25	0.663	16:30:56.000
22 - D2	39.656	<b>48.152</b>	42.158	2:09.967	155.53	0.428	16:33:05.967
<b>23 - D2</b>	39.411	48.161	41.965	<b>2:09.538</b>	<b>(1)</b> <b>156.04</b>		<b>16:35:15.506</b>
24 - D2	39.485	48.350	42.173	2:10.008	155.48	0.470	16:37:25.514
25 - D2	39.361	48.310	42.203	2:09.874	<b>(3)</b> 155.64	0.335	16:39:35.389
26 - D2	39.480	48.168	42.621	2:10.270	155.16	0.732	16:41:45.659
27 - D2	39.546	49.444	42.194	2:11.185	154.08	1.647	16:43:56.845

Weather / Track : Bright / Dry

# Blancpain GT World Challenge Asia

## RACE 1 - SECTOR ANALYSIS



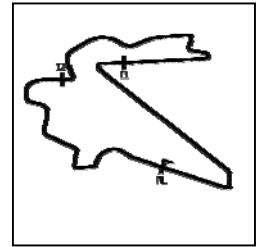
SECTOR 1 = FL to I1, SECTOR 2 = I1 to I2, SECTOR 3 = I2 to FL, DIFF = Difference To Personal Best Lap, P = Crossed Finish Line in Pit Lane, D = Time Disallowed

P5 912 GT3S Absolute Racing				Porsche 911 GT3 R			
IDEAL LAP TIME : 2:09.422		BEST LAP TIME : 2:09.644		DIFFERENCE : 0.222			
D1: Yuan BO		D2: Leo Ye HONGLI					
LAP	SECTOR 1	SECTOR 2	SECTOR 3	LAP TIME	KPH	DIFF	TIME OF DAY
1 - D1		51.200	44.108	2:23.574	140.79	13.930	15:45:39.570
2 - D1	40.610	49.204	43.038	2:12.852	152.15	3.207	15:47:52.423
3 - D1	39.785	49.164	42.895	2:11.845	153.31	2.200	15:50:04.268
4 - D1	39.732	49.018	42.569	2:11.320	153.92	1.675	15:52:15.589
5 - D1	39.661	48.780	42.782	2:11.224	154.04	1.579	15:54:26.813
6 - D1	39.831	49.330	42.519	2:11.681	153.50	2.036	15:56:38.494
7 - D1	40.589	49.224	42.897	2:12.711	152.31	3.066	15:58:51.206
8 - D1	39.721	48.858	42.772	2:11.352	153.89	1.707	16:01:02.558
9 - D1	39.647	49.369	42.512	2:11.529	153.68	1.884	16:03:14.087
10 - D1	39.790	48.953	43.098	2:11.842	153.31	2.197	16:05:25.929
11 - D1	39.897	49.007	42.432	2:11.337	153.90	1.692	16:07:37.267
12 - D1	39.957	48.700	42.878	2:11.536	153.67	1.891	16:09:48.803
13 - D1	39.889	49.025	IN PIT	2:14.815	P 149.93	5.170	16:12:03.618
14 - D2	OUTLAP	49.080	42.378	3:41.139	91.40	1:31.494	16:15:44.758
15 - D2	39.569	48.683	42.109	2:10.361	155.06	0.716	16:17:55.119
16 - D2	39.367	48.466	42.185	2:10.018	155.46	0.374	16:20:05.138
17 - D2	39.503	48.401	42.012	2:09.916	155.59	0.272	16:22:15.055
18 - D2	<b>39.297</b>	48.684	42.111	2:10.093	155.38	0.448	16:24:25.149
19 - D2	39.429	49.543	42.949	2:11.921	153.22	2.276	16:26:37.070
20 - D2	39.683	48.452	42.058	2:10.194	155.26	0.549	16:28:47.264
21 - D2	39.627	48.275	42.121	2:10.024	155.46	0.379	16:30:57.288
22 - D2	39.484	48.442	42.000	2:09.927	155.57	0.282	16:33:07.215
23 - D2	39.380	48.313	42.091	2:09.785 (3)	155.74	0.140	16:35:17.001
24 - D2	39.378	48.261	42.046	2:09.686 (2)	155.86	0.041	16:37:26.687
<b>25 - D2</b>	39.395	48.293	<b>41.955</b>	<b>2:09.644 (1)</b>	<b>155.91</b>		<b>16:39:36.332</b>
26 - D2	39.411	<b>48.169</b>	42.971	2:10.552	154.83	0.907	16:41:46.884
27 - D2	39.472	49.493	42.212	2:11.178	154.09	1.533	16:43:58.062

Weather / Track : Bright / Dry

# Blancpain GT World Challenge Asia

## RACE 1 - SECTOR ANALYSIS



SECTOR 1 = FL to I1, SECTOR 2 = I1 to I2, SECTOR 3 = I2 to FL, DIFF = Difference To Personal Best Lap, P = Crossed Finish Line in Pit Lane, D = Time Disallowed

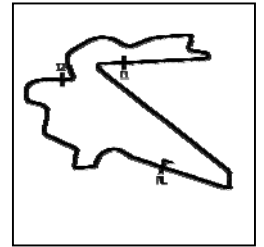
<b>P6</b>		<b>12 GT3S</b>		<b>Audi Sport Asia Team Absolute Racing</b>		<b>Audi R8 LMS GT3 2019</b>	
IDEAL LAP TIME : 2:08.653		BEST LAP TIME : 2:08.782		DIFFERENCE : 0.129			
D1: Weiron TAN		D2: Martin RUMP					
LAP	SECTOR 1	SECTOR 2	SECTOR 3	LAP TIME	KPH	DIFF	TIME OF DAY
1 - D1		51.776	43.583	2:25.028	139.37	16.246	15:45:41.024
2 - D1	39.894	49.273	42.850	2:12.017	153.11	3.235	15:47:53.042
3 - D1	40.190	49.124	42.689	2:12.005	153.13	3.222	15:50:05.047
4 - D1	39.676	49.089	42.355	2:11.121	154.16	2.339	15:52:16.169
5 - D1	39.536	49.011	42.423	2:10.971	154.33	2.188	15:54:27.141
6 - D1	39.682	49.689	42.540	2:11.912	153.23	3.129	15:56:39.053
7 - D1	39.733	48.745	42.179	2:10.658	154.70	1.875	15:58:49.712
8 - D1	40.133	48.959	42.352	2:11.445	153.78	2.662	16:01:01.157
9 - D1	39.545	48.860	42.099	2:10.505	154.88	1.723	16:03:11.663
10 - D1	39.616	49.530	42.875	2:12.023	153.10	3.240	16:05:23.686
11 - D1	39.685	48.845	42.312	2:10.843	154.49	2.060	16:07:34.529
12 - D1	39.685	48.908	IN PIT	2:14.532	<b>P</b> 150.25	5.750	16:09:49.062
13 - D2	OUTLAP	48.600	42.065	3:54.463	86.21	1:45.680	16:13:43.525
14 - D2	39.571	48.330	41.877	2:09.779	155.75	0.996	16:15:53.305
15 - D2	39.592	48.163	41.899	2:09.655	155.90	0.872	16:18:02.961
16 - D2	39.460	48.092	42.014	2:09.566	156.01	0.784	16:20:12.527
17 - D2	39.337	48.059	41.862	2:09.258	<b>(3)</b> 156.38	0.475	16:22:21.786
18 - D2	39.377	48.436	43.710	2:11.524	153.69	2.741	16:24:33.310
19 - D2	39.657	48.064	42.523	2:10.244	155.20	1.461	16:26:43.555
20 - D2	39.606	48.131	41.897	2:09.635	155.92	0.852	16:28:53.190
21 - D2	39.302	48.289	42.089	2:09.681	155.87	0.899	16:31:02.872
<b>22 - D2</b>	39.384	<b>47.717</b>	41.681	<b>2:08.782</b>	<b>(1)</b> <b>156.96</b>		<b>16:33:11.655</b>
23 - D2	39.439	48.022	41.829	2:09.292	156.34	0.509	16:35:20.947
24 - D2	39.423	48.202	41.734	2:09.359	156.26	0.576	16:37:30.306
25 - D2	<b>39.276</b>	48.090	<b>41.659</b>	2:09.026	<b>(2)</b> 156.66	0.243	16:39:39.333
26 - D2	39.592	48.042	41.820	2:09.455	156.14	0.672	16:41:48.788
27 - D2	39.730	48.337	42.663	2:10.731	154.62	1.948	16:43:59.520

Weather / Track : Bright / Dry



# Blancpain GT World Challenge Asia

## RACE 1 - SECTOR ANALYSIS



SECTOR 1 = FL to I1, SECTOR 2 = I1 to I2, SECTOR 3 = I2 to FL, DIFF = Difference To Personal Best Lap, P = Crossed Finish Line in Pit Lane, D = Time Disallowed

**P7 888 GT3PA Triple Eight Race Engineering Australia Mercedes-AMG GT3**

IDEAL LAP TIME : 2:08.082 BEST LAP TIME : 2:08.217 DIFFERENCE : 0.135

D1: HH Prince Abdul Rahman D2: Shane VAN GISBERGEN

LAP	SECTOR 1	SECTOR 2	SECTOR 3	LAP TIME	KPH	DIFF	TIME OF DAY
1 - D1		51.981	44.919	2:27.389	137.14	19.172	15:45:43.385
2 - D1	40.860	51.047	43.975	2:15.883	148.76	7.665	15:47:59.268
3 - D1	40.159	50.182	43.507	2:13.849	151.02	5.632	15:50:13.117
4 - D1	40.006	50.331	43.517	2:13.855	151.01	5.638	15:52:26.973
5 - D1	40.103	49.881	43.222	2:13.207	151.74	4.990	15:54:40.180
6 - D1	40.118	50.382	43.881	2:14.382	150.42	6.165	15:56:54.562
7 - D1	40.786	50.584	45.303	2:16.674	147.89	8.457	15:59:11.237
8 - D1	40.248	50.058	43.488	2:13.796	151.08	5.579	16:01:25.033
9 - D1	40.159	50.188	43.397	2:13.744	151.13	5.527	16:03:38.778
10 - D1	40.029	49.989	43.697	2:13.716	151.17	5.498	16:05:52.494
11 - D1	39.953	50.445	43.795	2:14.194	150.63	5.977	16:08:06.688
12 - D1	40.319	50.377	IN PIT	2:19.685 <b>P</b>	144.71	11.468	16:10:26.374
13 - D2	OUTLAP	48.682	42.380	3:42.017	91.04	1:33.800	16:14:08.391
14 - D2	39.725	47.950	41.833	2:09.508	156.08	1.291	16:16:17.900
15 - D2	39.235	47.815	41.592	2:08.643	157.13	0.426	16:18:26.543
16 - D2	39.242	47.691	<b>41.533</b>	2:08.466	157.34	0.249	16:20:35.010
17 - D2	39.157	47.707	41.712	2:08.578	157.21	0.361	16:22:43.588
18 - D2	39.194	47.663	41.634	2:08.492	157.31	0.275	16:24:52.081
19 - D2	39.182	47.753	42.503	2:09.439	156.16	1.222	16:27:01.520
20 - D2	39.268	47.635	41.959	2:08.863	156.86	0.646	16:29:10.383
21 - D2	39.250	47.461	41.696	2:08.408	157.41	0.191	16:31:18.792
22 - D2	39.202	47.672	41.660	2:08.536	157.26	0.318	16:33:27.328
23 - D2	39.238	<b>47.455</b>	41.697	2:08.391 <b>(3)</b>	157.44	0.174	16:35:35.719
24 - D2	39.179	47.619	41.537	2:08.335 <b>(2)</b>	157.50	0.118	16:37:44.055
25 - D2	39.315	47.561	41.669	2:08.546	157.25	0.329	16:39:52.601
<b>26 - D2</b>	<b>39.093</b>	47.542	41.580	<b>2:08.217 (1)</b>	<b>157.65</b>		<b>16:42:00.818</b>
27 - D2	39.163	48.303	42.095	2:09.563	156.01	1.346	16:44:10.381

Weather / Track : Bright / Dry

Results can be found at [www.tsl-timing.com](http://www.tsl-timing.com)

Page 7 of 18

Korea International Circuit

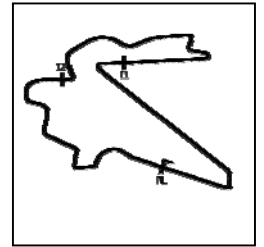
Circuit Length = 5.615 km

Start: 15:43 Flag 16:43 End: 16:49

Printed - 16:54 Saturday, 03 August 2019

# Blancpain GT World Challenge Asia

## RACE 1 - SECTOR ANALYSIS



SECTOR 1 = FL to I1, SECTOR 2 = I1 to I2, SECTOR 3 = I2 to FL, DIFF = Difference To Personal Best Lap, P = Crossed Finish Line in Pit Lane, D = Time Disallowed

P8 918 GT3PA Panther/AAS Motorsport		Porsche 911 GT3 R					
IDEAL LAP TIME : 2:08.865		BEST LAP TIME : 2:08.943		DIFFERENCE : 0.078			
D1: Vutthikorn INTHRAPHUVA D2: Alexandre IMPERATORI							
LAP	SECTOR 1	SECTOR 2	SECTOR 3	LAP TIME	KPH	DIFF	TIME OF DAY
1 - D1		50.929	43.742	2:23.759	140.60	14.816	15:45:39.755
2 - D1	40.501	50.666	43.063	2:14.230	150.59	5.287	15:47:53.985
3 - D1	39.635	49.489	42.879	2:12.004	153.13	3.060	15:50:05.989
4 - D1	39.604	49.104	43.651	2:12.360	152.71	3.417	15:52:18.350
5 - D1	39.600	48.930	43.068	2:11.599	153.60	2.656	15:54:29.950
6 - D1	40.722	48.917	43.278	2:12.918	152.07	3.975	15:56:42.869
7 - D1	39.668	49.088	42.999	2:11.755	153.42	2.812	15:58:54.624
8 - D1	39.589	48.890	43.045	2:11.525	153.68	2.582	16:01:06.150
9 - D1	39.569	49.544	43.979	2:13.093	151.87	4.150	16:03:19.244
10 - D1	39.405	49.578	43.564	2:12.549	152.50	3.605	16:05:31.793
11 - D1	39.369	49.672	44.193	2:13.234	151.71	4.291	16:07:45.027
12 - D1	39.609	49.306	IN PIT	2:17.632	<b>P</b> 146.86	8.689	16:10:02.660
13 - D2	OUTLAP	49.411	42.558	3:51.008	87.50	1:42.065	16:13:53.669
14 - D2	39.353	48.139	42.222	2:09.715	155.83	0.772	16:16:03.385
15 - D2	39.196	48.053	42.120	2:09.371	156.24	0.427	16:18:12.756
16 - D2	39.136	48.197	42.208	2:09.542	156.04	0.599	16:20:22.298
17 - D2	39.073	48.420	42.199	2:09.692	155.86	0.749	16:22:31.991
18 - D2	39.186	48.319	42.240	2:09.746	155.79	0.802	16:24:41.737
19 - D2	39.556	48.769	42.283	2:10.609	154.76	1.665	16:26:52.346
20 - D2	39.335	48.966	42.830	2:11.131	154.15	2.188	16:29:03.478
21 - D2	39.517	47.956	42.023	2:09.497	156.09	0.554	16:31:12.976
<b>22 - D2</b>	<b>39.034</b>	<b>47.850</b>	42.059	<b>2:08.943 (1)</b>	<b>156.76</b>		<b>16:33:21.919</b>
23 - D2	39.299	47.972	<b>41.981</b>	2:09.253 <b>(3)</b>	156.39	0.309	16:35:31.172
24 - D2	39.076	47.932	42.197	2:09.206 <b>(2)</b>	156.44	0.262	16:37:40.378
25 - D2	39.151	48.013	42.172	2:09.337	156.28	0.394	16:39:49.716
26 - D2	39.148	48.033	42.224	2:09.406	156.20	0.462	16:41:59.122
27 - D2	39.166	49.838	43.136	2:12.142	152.97	3.198	16:44:11.264

Weather / Track : Bright / Dry

Results can be found at [www.tsl-timing.com](http://www.tsl-timing.com)

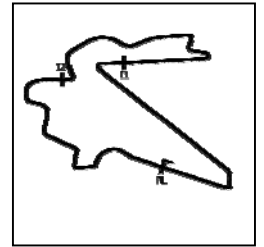
Page 8 of 18

Korea International Circuit  
 Circuit Length = 5.615 km  
 Start: 15:43 Flag 16:43 End: 16:49

Printed - 16:54 Saturday, 03 August 2019

# Blancpain GT World Challenge Asia

## RACE 1 - SECTOR ANALYSIS



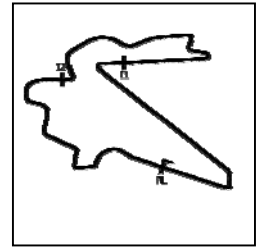
SECTOR 1 = FL to I1, SECTOR 2 = I1 to I2, SECTOR 3 = I2 to FL, DIFF = Difference To Personal Best Lap, P = Crossed Finish Line in Pit Lane, D = Time Disallowed

P9 666 GT3PA Vincenzo Sospiri Racing				Lamborghini Huracán GT3 EVO			
IDEAL LAP TIME : 2:09.025		BEST LAP TIME : 2:09.200		DIFFERENCE : 0.174			
D1: Alex AU		D2: Frederik SCHANDORFF					
LAP	SECTOR 1	SECTOR 2	SECTOR 3	LAP TIME	KPH	DIFF	TIME OF DAY
1 - D1		51.886	45.165	2:26.621	137.86	17.421	15:45:42.617
2 - D1	40.848	50.382	43.929	2:15.161	149.55	5.961	15:47:57.778
3 - D1	39.860	50.294	43.315	2:13.470	151.44	4.270	15:50:11.249
4 - D1	39.802	49.300	43.056	2:12.159	152.95	2.959	15:52:23.409
5 - D1	39.624	49.182	43.070	2:11.878	153.27	2.678	15:54:35.287
6 - D1	39.697	49.020	43.226	2:11.944	153.20	2.744	15:56:47.232
7 - D1	40.388	49.461	43.148	2:12.997	151.98	3.797	15:59:00.230
8 - D1	40.132	49.200	43.163	2:12.495	152.56	3.295	16:01:12.725
9 - D1	40.272	49.242	43.288	2:12.803	152.20	3.603	16:03:25.529
10 - D1	39.851	49.038	43.629	2:12.518	152.53	3.318	16:05:38.048
11 - D1	39.766	49.592	44.834	2:14.192	150.63	4.992	16:07:52.240
12 - D1	40.333	51.557	IN PIT	2:19.639 P	144.75	10.439	16:10:11.879
13 - D2	OUTLAP	48.670	42.154	3:39.742	91.98	1:30.542	16:13:51.622
14 - D2	<b>39.191</b>	48.203	41.947	2:09.342 (2)	156.28	0.141	16:16:00.964
<b>15 - D2</b>	39.203	48.061	<b>41.936</b>	<b>2:09.200 (1)</b>	<b>156.45</b>		<b>16:18:10.164</b>
16 - D2	39.405	<b>47.898</b>	42.057	2:09.361 (3)	156.25	0.161	16:20:19.526
17 - D2	39.332	48.097	IN PIT	2:12.855 P	152.14	3.655	16:22:32.382
18 - D2	OUTLAP	48.335	42.136	2:33.187	131.95	23.987	16:25:05.569
19 - D2	39.340	47.942	42.160	2:09.442	156.16	0.242	16:27:15.012
20 - D2	39.274	48.061	43.652	2:10.989	154.31	1.788	16:29:26.001
21 - D2	39.385	48.703	42.245	2:10.334	155.09	1.134	16:31:36.336
22 - D2	39.661	48.266	42.088	2:10.016	155.47	0.816	16:33:46.352
23 - D2	39.437	47.930	42.228	2:09.596	155.97	0.396	16:35:55.949
24 - D2	39.416	48.110	42.159	2:09.687	155.86	0.486	16:38:05.636
25 - D2	39.409	48.330	42.288	2:10.028	155.45	0.828	16:40:15.664
26 - D2	39.308	48.264	42.259	2:09.831	155.69	0.631	16:42:25.496
27 - D2	39.514	48.231	43.130	2:10.876	154.45	1.676	16:44:36.372

Weather / Track : Bright / Dry

# Blancpain GT World Challenge Asia

## RACE 1 - SECTOR ANALYSIS



SECTOR 1 = FL to I1, SECTOR 2 = I1 to I2, SECTOR 3 = I2 to FL, DIFF = Difference To Personal Best Lap, P = Crossed Finish Line in Pit Lane, D = Time Disallowed

P10 910 GT3PA JRM				Porsche 911 GT3 R			
IDEAL LAP TIME : 2:08.611		BEST LAP TIME : 2:08.693		DIFFERENCE : 0.082			
D1: Anthony LIU		D2: Chris VAN DER DRIFT					
LAP	SECTOR 1	SECTOR 2	SECTOR 3	LAP TIME	KPH	DIFF	TIME OF DAY
1 - D1		1:05.555	45.284	2:38.883	127.22	30.189	15:45:54.879
2 - D1	40.479	49.084	43.857	2:13.421	151.50	4.727	15:48:08.300
3 - D1	39.496	49.744	44.306	2:13.547	151.36	4.853	15:50:21.847
4 - D1	39.562	49.011	42.642	2:11.215	154.05	2.522	15:52:33.063
5 - D1	39.339	48.620	42.750	2:10.710	154.64	2.016	15:54:43.773
6 - D1	39.578	48.464	43.002	2:11.046	154.25	2.352	15:56:54.820
7 - D1	40.503	49.033	42.589	2:12.126	152.98	3.432	15:59:06.946
8 - D1	39.465	48.555	42.599	2:10.621	154.75	1.927	16:01:17.567
9 - D1	39.314	48.606	42.460	2:10.381	155.03	1.687	16:03:27.949
10 - D1	39.438	49.125	42.789	2:11.353	153.89	2.659	16:05:39.302
11 - D1	39.599	49.137	44.660	2:13.397	151.53	4.703	16:07:52.699
12 - D1	39.999	49.491	42.696	2:12.187	152.91	3.494	16:10:04.887
13 - D1	39.622	48.556	42.783	2:10.961	154.35	2.267	16:12:15.849
14 - D1	39.635	49.318	42.905	2:11.858	153.30	3.164	16:14:27.707
15 - D1	39.580	48.903	IN PIT	2:14.992	<b>P</b> 149.74	6.299	16:16:42.700
16 - D2	OUTLAP	48.243	<b>41.737</b>	3:28.713	96.85	1:20.020	16:20:11.414
<b>17 - D2</b>	39.142	<b>47.799</b>	41.751	<b>2:08.693 (1)</b>	<b>157.07</b>		<b>16:22:20.108</b>
18 - D2	39.156	48.121	41.894	2:09.172	<b>(3)</b> 156.48	0.479	16:24:29.280
19 - D2	<b>39.074</b>	48.212	43.301	2:10.588	154.79	1.894	16:26:39.869
20 - D2	39.423	48.294	IN PIT	2:13.036	<b>P</b> 151.94	4.342	16:28:52.905
21 - D2	OUTLAP	48.042	42.044	2:45.539	122.11	36.845	16:31:38.444
22 - D2	39.241	47.956	41.786	2:08.984	<b>(2)</b> 156.71	0.290	16:33:47.428
23 - D2	39.109	47.806	42.281	2:09.197	156.45	0.503	16:35:56.625
24 - D2	39.279	48.244	42.094	2:09.618	155.94	0.925	16:38:06.244
25 - D2	39.260	48.332	42.329	2:09.922	155.58	1.228	16:40:16.167
26 - D2	39.354	48.226	42.416	2:09.997	155.49	1.303	16:42:26.164
27 - D2	39.311	48.408	42.909	2:10.628	154.74	1.935	16:44:36.793

Weather / Track : Bright / Dry

Results can be found at [www.tsl-timing.com](http://www.tsl-timing.com)

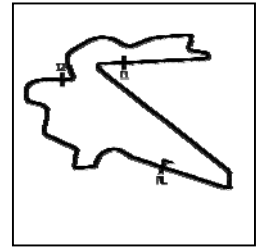
Page 10 of 18

Korea International Circuit  
Circuit Length = 5.615 km  
Start: 15:43 Flag 16:43 End: 16:49

Printed - 16:54 Saturday, 03 August 2019

# Blancpain GT World Challenge Asia

## RACE 1 - SECTOR ANALYSIS



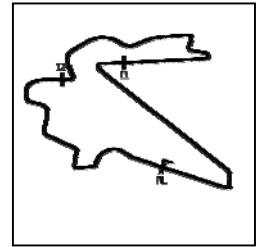
SECTOR 1 = FL to I1, SECTOR 2 = I1 to I2, SECTOR 3 = I2 to FL, DIFF = Difference To Personal Best Lap, P = Crossed Finish Line in Pit Lane, D = Time Disallowed

P11 61 GT3PA ABSSA Motorsport			McLaren 720S GT3				
IDEAL LAP TIME : 2:09.711		BEST LAP TIME : 2:09.915		DIFFERENCE : 0.203			
D1: Piti BHIROMBHAKDI		D2: Keita SAWA					
LAP	SECTOR 1	SECTOR 2	SECTOR 3	LAP TIME	KPH	DIFF	TIME OF DAY
1 - D1		51.611	44.740	2:26.565	137.91	16.650	15:45:42.561
2 - D1	40.495	49.338	42.935	2:12.768	152.24	2.853	15:47:55.330
3 - D1	40.181	49.865	43.740	2:13.787	151.08	3.872	15:50:09.118
4 - D1	39.891	49.430	43.130	2:12.451	152.61	2.536	15:52:21.569
5 - D1	39.673	49.501	43.276	2:12.451	152.61	2.536	15:54:34.021
6 - D1	39.894	49.309	43.685	2:12.889	152.11	2.973	15:56:46.910
7 - D1	40.029	49.319	43.246	2:12.594	152.44	2.679	15:58:59.504
8 - D1	39.907	49.345	43.652	2:12.905	152.09	2.989	16:01:12.410
9 - D1	39.979	49.329	43.204	2:12.513	152.54	2.597	16:03:24.923
10 - D1	39.719	49.239	43.579	2:12.537	152.51	2.622	16:05:37.460
11 - D1	39.668	50.014	43.677	2:13.359	151.57	3.444	16:07:50.820
12 - D1	40.604	53.128	IN PIT	2:23.394 P	140.96	13.479	16:10:14.215
13 - D2	OUTLAP	48.571	42.132	3:45.597	89.60	1:35.681	16:13:59.812
14 - D2	39.554	48.432	<b>42.119</b>	2:10.107 (3)	155.36	0.192	16:16:09.920
<b>15 - D2</b>	39.391	48.339	42.184	<b>2:09.915 (1)</b>	<b>155.59</b>		<b>16:18:19.835</b>
16 - D2	39.537	48.395	42.310	2:10.242	155.20	0.326	16:20:30.078
17 - D2	39.322	<b>48.317</b>	42.290	2:09.931 (2)	155.57	0.015	16:22:40.009
18 - D2	39.390	48.605	IN PIT	2:14.096 P	150.74	4.180	16:24:54.105
19 - D2	OUTLAP	48.385	42.290	2:34.110	131.16	24.194	16:27:28.215
20 - D2	39.573	48.409	42.501	2:10.485	154.91	0.569	16:29:38.700
21 - D2	39.558	48.576	42.810	2:10.944	154.37	1.029	16:31:49.645
22 - D2	39.390	48.469	42.956	2:10.816	154.52	0.901	16:34:00.462
23 - D2	39.707	48.765	42.391	2:10.865	154.46	0.949	16:36:11.327
24 - D2	39.539	48.561	42.451	2:10.552	154.83	0.637	16:38:21.880
25 - D2	<b>39.274</b>	48.777	42.395	2:10.446	154.95	0.531	16:40:32.326
26 - D2	39.380	48.895	42.440	2:10.716	154.64	0.800	16:42:43.042
27 - D2	39.472	48.848	42.546	2:10.867	154.46	0.952	16:44:53.910

Weather / Track : Bright / Dry

# Blancpain GT World Challenge Asia

## RACE 1 - SECTOR ANALYSIS



SECTOR 1 = FL to I1, SECTOR 2 = I1 to I2, SECTOR 3 = I2 to FL, DIFF = Difference To Personal Best Lap, P = Crossed Finish Line in Pit Lane, D = Time Disallowed

P12 99 GT3S Craft-Bamboo Racing				Mercedes-AMG GT3			
IDEAL LAP TIME : 2:10.176		BEST LAP TIME : 2:10.352		DIFFERENCE : 0.175			
D1: Christina NIELSEN		D2: Darryl O'YOUNG					
LAP	SECTOR 1	SECTOR 2	SECTOR 3	LAP TIME	KPH	DIFF	TIME OF DAY
1 - D1		51.287	43.901	2:24.574	139.81	14.222	15:45:40.570
2 - D1	40.890	49.908	43.464	2:14.264	150.55	3.912	15:47:54.834
3 - D1	40.377	49.888	43.610	2:13.876	150.99	3.524	15:50:08.710
4 - D1	39.904	49.373	43.038	2:12.317	152.76	1.965	15:52:21.028
5 - D1	39.923	49.242	43.322	2:12.489	152.57	2.136	15:54:33.517
6 - D1	40.071	49.068	43.792	2:12.932	152.06	2.579	15:56:46.449
7 - D1	39.961	49.262	43.362	2:12.586	152.45	2.234	15:58:59.035
8 - D1	39.823	49.537	43.566	2:12.927	152.06	2.575	16:01:11.962
9 - D1	39.941	49.204	43.226	2:12.372	152.70	2.020	16:03:24.334
10 - D1	39.878	49.053	43.391	2:12.323	152.76	1.971	16:05:36.658
11 - D1	39.918	50.134	43.629	2:13.683	151.20	3.331	16:07:50.341
12 - D1	40.845	1:17.144	IN PIT	2:49.141	<b>P</b> 119.50	38.789	16:10:39.483
13 - D2	OUTLAP	49.137	<b>42.263</b>	3:46.236	89.34	1:35.883	16:14:25.719
14 - D2	39.671	49.002	42.758	2:11.432	153.79	1.080	16:16:37.151
15 - D2	39.489	48.760	42.365	2:10.615	154.75	0.263	16:18:47.767
<b>16 - D2</b>	39.488	48.546	42.316	<b>2:10.352 (1)</b>	<b>155.07</b>		<b>16:20:58.119</b>
17 - D2	39.462	48.729	42.292	2:10.483	<b>(2)</b> 154.91	0.131	16:23:08.603
18 - D2	39.857	<b>48.452</b>	42.500	2:10.810	154.52	0.458	16:25:19.413
19 - D2	39.641	48.765	42.742	2:11.149	154.12	0.797	16:27:30.563
20 - D2	39.545	48.936	42.645	2:11.128	154.15	0.776	16:29:41.691
21 - D2	39.571	48.763	43.416	2:11.751	153.42	1.399	16:31:53.443
22 - D2	39.749	49.465	42.998	2:12.213	152.88	1.861	16:34:05.657
23 - D2	<b>39.460</b>	49.339	42.795	2:11.595	153.60	1.243	16:36:17.252
24 - D2	39.616	48.460	42.413	2:10.490	<b>(3)</b> 154.90	0.138	16:38:27.743
25 - D2	39.478	48.780	42.573	2:10.832	154.50	0.480	16:40:38.576
26 - D2	39.601	48.656	42.832	2:11.090	154.19	0.737	16:42:49.666
27 - D2	39.654	48.947	43.195	2:11.797	153.37	1.445	16:45:01.463

Weather / Track : Bright / Dry

Results can be found at [www.tsl-timing.com](http://www.tsl-timing.com)

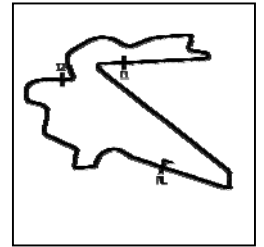
Page 12 of 18

Korea International Circuit  
 Circuit Length = 5.615 km  
 Start: 15:43 Flag 16:43 End: 16:49

Printed - 16:54 Saturday, 03 August 2019

# Blancpain GT World Challenge Asia

## RACE 1 - SECTOR ANALYSIS

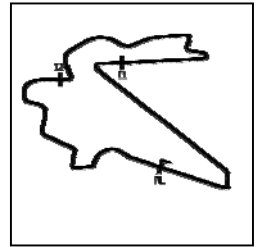


SECTOR 1 = FL to I1, SECTOR 2 = I1 to I2, SECTOR 3 = I2 to FL, DIFF = Difference To Personal Best Lap, P = Crossed Finish Line in Pit Lane, D = Time Disallowed

<b>P13 13 GT3PA Audi Sport Asia Team Absolute Racing Audi R8 LMS GT3 2019</b> IDEAL LAP TIME : 2:08.946      BEST LAP TIME : 2:09.125      DIFFERENCE : 0.179 D1: Jingzu SUN      D2: Congfu CHENG							
LAP	SECTOR 1	SECTOR 2	SECTOR 3	LAP TIME	KPH	DIFF	TIME OF DAY
1 - D1		52.877	45.951	2:31.073	133.80	21.948	15:45:47.069
2 - D1	40.535	50.825	45.090	2:16.450	148.14	7.325	15:48:03.520
3 - D1	40.378	50.378	46.061	2:16.817	147.74	7.692	15:50:20.338
4 - D1	40.290	51.645	IN PIT	2:20.873	<b>P</b> 143.49	11.747	15:52:41.212
5 - D1	OUTLAP	50.398	44.504	2:39.074	127.07	29.949	15:55:20.287
6 - D1	40.207	50.257	44.617	2:15.082	149.64	5.956	15:57:35.369
7 - D1	40.027	50.148	44.194	2:14.370	150.43	5.244	15:59:49.740
8 - D1	40.050	49.963	44.378	2:14.392	150.41	5.266	16:02:04.132
9 - D1	39.934	49.574	43.873	2:13.382	151.54	4.256	16:04:17.515
10 - D1	40.902	49.667	44.154	2:14.724	150.03	5.598	16:06:32.239
11 - D1	39.999	49.519	IN PIT	2:17.850	<b>P</b> 146.63	8.724	16:08:50.090
12 - D2	OUTLAP	49.307	42.327	3:43.472	90.45	1:34.346	16:12:33.562
13 - D2	39.727	48.325	41.925	2:09.978	155.51	0.852	16:14:43.540
<b>14 - D2</b>	39.321	48.103	<b>41.700</b>	<b>2:09.125 (1)</b>	<b>156.54</b>		<b>16:16:52.666</b>
15 - D2	39.278	48.186	41.853	2:09.318	(3) 156.31	0.193	16:19:01.985
16 - D2	39.805	48.466	42.289	2:10.560	154.82	1.435	16:21:12.546
17 - D2	39.402	48.278	42.123	2:09.804	155.72	0.678	16:23:22.350
18 - D2	39.562	48.472	42.086	2:10.122	155.34	0.996	16:25:32.472
19 - D2	39.467	48.417	41.959	2:09.844	155.67	0.718	16:27:42.317
20 - D2	39.378	48.327	42.196	2:09.901	155.60	0.776	16:29:52.219
21 - D2	39.543	48.406	42.181	2:10.131	155.33	1.005	16:32:02.350
22 - D2	39.505	49.102	42.695	2:11.303	153.94	2.177	16:34:13.654
23 - D2	39.597	48.165	43.102	2:10.864	154.46	1.739	16:36:24.518
24 - D2	39.545	48.198	42.018	2:09.762	155.77	0.636	16:38:34.281
25 - D2	39.283	<b>48.024</b>	42.037	2:09.345	156.27	0.219	16:40:43.626
26 - D2	<b>39.221</b>	48.083	41.931	2:09.236	(2) 156.41	0.110	16:42:52.863
27 - D2	39.269	48.429	42.151	2:09.849	155.67	0.723	16:45:02.713

# Blancpain GT World Challenge Asia

## RACE 1 - SECTOR ANALYSIS



SECTOR 1 = FL to I1, SECTOR 2 = I1 to I2, SECTOR 3 = I2 to FL, DIFF = Difference To Personal Best Lap, P = Crossed Finish Line in Pit Lane, D = Time Disallowed

P14 51 GT3AM AMAC Motorsport				Lamborghini Huracan GT3 EVO			
IDEAL LAP TIME : 2:11.639		BEST LAP TIME : 2:12.320		DIFFERENCE : 0.681			
D1: Andrew MACPHERSON		D2: William Ben PORTER					
LAP	SECTOR 1	SECTOR 2	SECTOR 3	LAP TIME	KPH	DIFF	TIME OF DAY
1 - D1		54.131	46.960	2:34.196	131.09	21.876	15:45:50.192
2 - D1	40.931	51.852	46.213	2:18.998	145.42	6.677	15:48:09.190
3 - D1	40.943	51.195	45.385	2:17.523	146.98	5.203	15:50:26.714
4 - D1	41.925	51.388	45.101	2:18.414	146.03	6.094	15:52:45.129
5 - D1	41.297	51.022	44.883	2:17.203	147.32	4.882	15:55:02.332
6 - D1	41.172	51.011	45.335	2:17.520	146.98	5.199	15:57:19.852
7 - D1	40.871	51.379	46.218	2:18.469	145.98	6.148	15:59:38.321
8 - D1	41.176	51.463	44.825	2:17.465	147.04	5.145	16:01:55.787
9 - D1	40.694	50.396	44.246	2:15.336	149.36	3.016	16:04:11.124
10 - D1	40.426	50.479	44.462	2:15.368	149.32	3.047	16:06:26.492
11 - D1	41.029	50.761	IN PIT	2:22.253 P	142.09	9.932	16:08:48.745
12 - D2	OUTLAP	49.563	43.574	3:44.721	89.95	1:32.401	16:12:33.467
13 - D2	40.219	49.527	<b>42.796</b>	2:12.543	152.50	0.222	16:14:46.011
14 - D2	<b>39.996</b>	49.156	43.231	2:12.383 (3)	152.69	0.063	16:16:58.394
15 - D2	40.124	49.952	43.582	2:13.659	151.23	1.338	16:19:12.054
<b>16 - D2</b>	40.282	49.119	42.919	<b>2:12.320 (1)</b>	<b>152.76</b>		<b>16:21:24.374</b>
17 - D2	40.268	<b>48.846</b>	43.225	2:12.340 (2)	152.74	0.019	16:23:36.714
18 - D2	40.096	50.181	43.517	2:13.795	151.08	1.474	16:25:50.509
19 - D2	40.521	49.124	43.431	2:13.077	151.89	0.756	16:28:03.587
20 - D2	40.119	49.537	43.538	2:13.195	151.76	0.874	16:30:16.782
21 - D2	40.379	49.247	43.298	2:12.925	152.07	0.604	16:32:29.707
22 - D2	40.327	49.673	43.420	2:13.421	151.50	1.101	16:34:43.129
23 - D2	40.044	49.317	43.231	2:12.593	152.45	0.273	16:36:55.723
24 - D2	40.200	49.776	44.715	2:14.692	150.07	2.371	16:39:10.415
25 - D2	40.324	49.474	43.874	2:13.674	151.21	1.353	16:41:24.089
26 - D2	40.189	49.610	44.034	2:13.834	151.03	1.514	16:43:37.924
27 - D2	40.324	49.572	43.731	2:13.628	151.27	1.307	16:45:51.552

P15 128 GT3AM Vattana Motorsport				Lamborghini Huracan GT3 EVO			
IDEAL LAP TIME : 2:11.999		BEST LAP TIME : 2:12.223		DIFFERENCE : 0.223			
D1: Chonsawat ASAVAHOME		D2: Akihiro ASAI					
LAP	SECTOR 1	SECTOR 2	SECTOR 3	LAP TIME	KPH	DIFF	TIME OF DAY
1 - D1		52.079	45.283	2:28.188	136.40	15.965	15:45:44.184
2 - D1	40.940	51.588	44.377	2:16.905	147.64	4.682	15:48:01.090
3 - D1	40.698	51.433	49.457	2:21.589	142.76	9.366	15:50:22.680
4 - D1	49.401	51.020	IN PIT	2:30.009 P	134.75	17.785	15:52:52.689
5 - D1	OUTLAP	52.196	45.089	2:42.218	124.60	29.995	15:55:34.908
6 - D1	40.798	51.699	44.711	2:17.209	147.32	4.986	15:57:52.117
7 - D1	40.987	51.092	44.398	2:16.479	148.11	4.256	16:00:08.596
8 - D1	40.429	50.881	44.675	2:15.985	148.64	3.762	16:02:24.582
9 - D1	40.385	50.606	45.168	2:16.161	148.45	3.937	16:04:40.743
10 - D1	40.506	51.751	46.425	2:18.682	145.75	6.459	16:06:59.426
11 - D1	40.645	51.608	IN PIT	2:24.041 P	140.33	11.818	16:09:23.468
12 - D2	OUTLAP	50.354	44.023	3:59.340	84.45	1:47.117	16:13:22.808
13 - D2	40.393	49.644	44.355	2:14.393	150.40	2.170	16:15:37.202
14 - D2	40.711	49.473	43.523	2:13.708	151.17	1.485	16:17:50.911
15 - D2	40.079	49.164	44.578	2:13.823	151.04	1.600	16:20:04.734
16 - D2	40.542	49.262	43.533	2:13.339	151.59	1.115	16:22:18.073
17 - D2	40.220	50.759	44.070	2:15.050	149.67	2.827	16:24:33.124
18 - D2	40.726	49.068	43.502	2:13.297 (3)	151.64	1.073	16:26:46.421
19 - D2	40.846	52.180	43.885	2:16.912	147.64	4.688	16:29:03.333
<b>20 - D2</b>	40.175	<b>48.947</b>	<b>43.100</b>	<b>2:12.223 (1)</b>	<b>152.87</b>		<b>16:31:15.556</b>
21 - D2	<b>39.952</b>	49.887	43.605	2:13.444	151.47	1.221	16:33:29.001
22 - D2	39.967	49.882	44.141	2:13.991	150.86	1.768	16:35:42.993
23 - D2	40.218	49.138	43.374	2:12.732 (2)	152.29	0.508	16:37:55.725
24 - D2	40.578	50.617	43.858	2:15.054	149.67	2.831	16:40:10.779
25 - D2	40.169	49.846	44.033	2:14.049	150.79	1.826	16:42:24.829
26 - D2	41.073	49.714	44.227	2:15.015	149.71	2.791	16:44:39.844

Weather / Track : Bright / Dry

Korea International Circuit

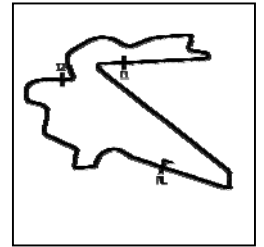
Circuit Length = 5.615 km

Start: 15:43 Flag 16:43 End: 16:49



# Blancpain GT World Challenge Asia

## RACE 1 - SECTOR ANALYSIS



SECTOR 1 = FL to I1, SECTOR 2 = I1 to I2, SECTOR 3 = I2 to FL, DIFF = Difference To Personal Best Lap, P = Crossed Finish Line in Pit Lane, D = Time Disallowed

P16 55 GT3PA Craft-Bamboo Racing				Mercedes-AMG GT3			
IDEAL LAP TIME : 2:09.569		BEST LAP TIME : 2:09.624		DIFFERENCE : 0.055			
D1: Daniel AU		D2: Melvin MOH					
LAP	SECTOR 1	SECTOR 2	SECTOR 3	LAP TIME	KPH	DIFF	TIME OF DAY
1 - D1		54.316	49.082	2:37.904	128.01	28.279	15:45:53.899
2 - D1	42.976	54.432	49.706	2:27.114	137.40	17.489	15:48:21.014
3 - D1	42.955	54.653	53.051	2:30.660	134.16	21.036	15:50:51.675
4 - D1	44.152	58.637	50.233	2:33.022	132.09	23.397	15:53:24.697
5 - D1	42.816	53.524	49.278	2:25.619	138.81	15.994	15:55:50.316
6 - D1	42.383	52.737	48.831	2:23.952	140.42	14.327	15:58:14.268
7 - D1	41.949	53.358	48.264	2:23.572	140.79	13.947	16:00:37.840
8 - D1	42.233	53.866	48.539	2:24.640	139.75	15.015	16:03:02.480
9 - D1	45.153	55.052	51.776	2:31.982	133.00	22.357	16:05:34.463
10 - D1	45.850	54.589	50.014	2:30.454	134.35	20.829	16:08:04.917
11 - D1	43.933	54.011	IN PIT	2:32.632	P 132.43	23.008	16:10:37.550
12 - D2	OUTLAP	48.965	42.727	3:42.335	90.91	1:32.711	16:14:19.886
13 - D2	39.835	48.597	42.136	2:10.569	154.81	0.944	16:16:30.455
14 - D2	39.688	48.371	42.100	2:10.160	155.30	0.535	16:18:40.615
15 - D2	39.513	<b>48.124</b>	<b>41.986</b>	<b>2:09.624 (1)</b>	<b>155.94</b>		<b>16:20:50.240</b>
16 - D2	39.534	48.201	42.120	2:09.856 (2)	155.66	0.231	16:23:00.096
17 - D2	39.493	49.190	42.463	2:11.147	154.13	1.522	16:25:11.244
18 - D2	39.562	48.377	42.215	2:10.156	155.30	0.531	16:27:21.400
19 - D2	<b>39.458</b>	48.352	42.199	2:10.010 (3)	155.47	0.385	16:29:31.410
20 - D2	39.699	48.765	44.180	2:12.645	152.39	3.020	16:31:44.056
21 - D2	39.777	49.190	45.839	2:14.807	149.94	5.182	16:33:58.863
22 - D2	39.923	48.591	42.249	2:10.764	154.58	1.140	16:36:09.628
23 - D2	39.634	48.386	42.324	2:10.344	155.08	0.720	16:38:19.972
24 - D2	39.684	48.429	42.354	2:10.468	154.93	0.843	16:40:30.441
25 - D2	39.550	48.528	42.518	2:10.597	154.78	0.972	16:42:41.038
26 - D2	39.547	48.609	42.555	2:10.711	154.64	1.087	16:44:51.750

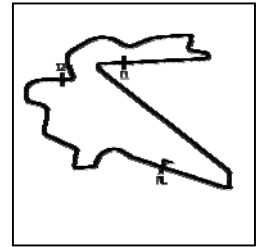
P17 77 GT4AM Craft-Bamboo Racing				Mercedes-AMG GT4			
IDEAL LAP TIME : 2:23.347		BEST LAP TIME : 2:24.109		DIFFERENCE : 0.761			
D1: Frank YU		D2: Richard WEE					
LAP	SECTOR 1	SECTOR 2	SECTOR 3	LAP TIME	KPH	DIFF	TIME OF DAY
1 - D1		54.448	48.245	2:38.381	127.62	14.271	15:45:54.377
2 - D1	45.132	54.459	47.444	2:27.037	137.47	2.927	15:48:21.414
3 - D1	44.368	54.094	48.422	2:26.885	137.61	2.776	15:50:48.299
4 - D1	43.573	<b>53.451</b>	47.084	<b>2:24.109 (1)</b>	<b>140.26</b>		<b>15:53:12.409</b>
5 - D1	43.591	54.965	47.197	2:25.754	138.68	1.644	15:55:38.163
6 - D1	43.393	53.567	47.465	2:24.427	139.95	0.317	15:58:02.591
7 - D1	43.524	53.827	47.923	2:25.275	139.14	1.165	16:00:27.866
8 - D1	44.356	53.786	47.512	2:25.655	138.77	1.545	16:02:53.521
9 - D1	44.658	53.554	49.150	2:27.363	137.17	3.254	16:05:20.885
10 - D1	44.161	53.981	48.504	2:26.647	137.84	2.538	16:07:47.533
11 - D1	44.207	54.930	IN PIT	2:31.269	P 133.62	7.159	16:10:18.802
12 - D2	OUTLAP	54.470	48.845	4:03.758	82.92	1:39.649	16:14:22.560
13 - D2	44.982	55.220	47.465	2:27.668	136.88	3.558	16:16:50.229
14 - D2	43.949	55.665	47.801	2:27.416	137.12	3.306	16:19:17.645
15 - D2	44.033	54.684	47.287	2:26.005	138.44	1.895	16:21:43.651
16 - D2	44.439	55.177	47.665	2:27.283	137.24	3.173	16:24:10.934
17 - D2	44.459	56.231	49.000	2:29.691	135.03	5.581	16:26:40.625
18 - D2	44.118	55.683	47.507	2:27.309	137.22	3.199	16:29:07.935
19 - D2	43.451	54.251	47.121	2:24.824	139.57	0.714	16:31:32.759
20 - D2	44.342	53.903	47.988	2:26.234	138.23	2.124	16:33:58.994
21 - D2	43.554	54.520	46.847	2:24.922	139.48	0.812	16:36:23.916
22 - D2	43.554	53.962	<b>46.814</b>	2:24.331 (2)	140.05	0.221	16:38:48.247
23 - D2	43.239	54.356	47.336	2:24.932	139.47	0.823	16:41:13.180
24 - D2	<b>43.081</b>	54.443	46.884	2:24.410 (3)	139.97	0.300	16:43:37.590
25 - D2	43.850	54.539	47.684	2:26.073	138.38	1.964	16:46:03.664

Weather / Track : Bright / Dry

Korea International Circuit  
Circuit Length = 5.615 km  
Start: 15:43 Flag 16:43 End: 16:49

# Blancpain GT World Challenge Asia

## RACE 1 - SECTOR ANALYSIS



SECTOR 1 = FL to I1, SECTOR 2 = I1 to I2, SECTOR 3 = I2 to FL, DIFF = Difference To Personal Best Lap, P = Crossed Finish Line in Pit Lane, D = Time Disallowed

P18 111 GT4AM Team iRace.Win				Mercedes-AMG GT4			
IDEAL LAP TIME : 2:23.599		BEST LAP TIME : 2:24.208		DIFFERENCE : 0.609			
D1: Ringo CHONG		D2: Setiawan SANTOSO					
LAP	SECTOR 1	SECTOR 2	SECTOR 3	LAP TIME	KPH	DIFF	TIME OF DAY
1 - D1		55.422	48.956	2:41.439	125.21	17.231	15:45:57.435
2 - D1	43.326	55.246	47.733	2:26.307	138.16	2.098	15:48:23.742
3 - D1	44.066	54.814	48.120	2:27.001	137.50	2.793	15:50:50.744
4 - D1	44.581	57.899	47.425	2:29.906	134.84	5.697	15:53:20.650
5 - D1	43.294	53.948	47.493	2:24.736	139.66	0.528	15:55:45.387
6 - D1	43.359	54.690	47.596	2:25.646	138.78	1.437	15:58:11.033
7 - D1	43.515	<b>53.435</b>	47.538	2:24.490 (3)	139.89	0.281	16:00:35.523
8 - D1	43.407	53.768	47.748	2:24.923	139.48	0.715	16:03:00.447
9 - D1	43.585	55.550	49.499	2:28.634	135.99	4.426	16:05:29.082
10 - D1	43.473	55.764	48.298	2:27.536	137.01	3.327	16:07:56.618
11 - D1	44.036	54.838	IN PIT	2:33.619 P	131.58	9.410	16:10:30.237
12 - D2	OUTLAP	55.170	47.515	4:02.410	83.38	1:38.201	16:14:32.648
13 - D2	43.673	54.294	47.819	2:25.786	138.65	1.577	16:16:58.434
14 - D2	43.288	53.903	47.294	2:24.485 (2)	139.90	0.276	16:19:22.919
<b>15 - D2</b>	<b>43.156</b>	<b>53.838</b>	<b>47.213</b>	<b>2:24.208 (1)</b>	<b>140.17</b>		<b>16:21:47.128</b>
16 - D2	43.731	54.703	49.484	2:27.919	136.65	3.710	16:24:15.047
17 - D2	44.801	54.763	48.088	2:27.653	136.90	3.445	16:26:42.701
18 - D2	44.659	54.881	<b>47.006</b>	2:26.548	137.93	2.339	16:29:09.249
19 - D2	43.482	54.262	47.918	2:25.663	138.77	1.455	16:31:34.913
20 - D2	43.656	53.953	48.098	2:25.708	138.72	1.499	16:34:00.622
21 - D2	43.527	54.218	48.367	2:26.113	138.34	1.904	16:36:26.735
22 - D2	43.387	54.392	47.267	2:25.047	139.36	0.838	16:38:51.782
23 - D2	43.437	53.888	47.180	2:24.506	139.88	0.298	16:41:16.289
24 - D2	43.238	53.869	48.433	2:25.541	138.88	1.332	16:43:41.830
25 - D2	43.818	54.128	48.140	2:26.086	138.36	1.878	16:46:07.917

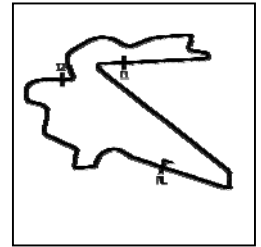
P19 199 GT4AM Team iRace.Win				Mercedes-AMG GT4			
IDEAL LAP TIME : 2:24.157		BEST LAP TIME : 2:24.910		DIFFERENCE : 0.752			
D1: Keo CHANG		D2: Joe CHI					
LAP	SECTOR 1	SECTOR 2	SECTOR 3	LAP TIME	KPH	DIFF	TIME OF DAY
1 - D1		55.008	47.739	2:39.109	127.04	14.199	15:45:55.105
2 - D1	44.949	55.155	47.644	2:27.749	136.81	2.839	15:48:22.854
3 - D1	44.658	54.114	47.689	2:26.461	138.01	1.551	15:50:49.316
4 - D1	44.222	54.179	47.315	2:25.718	138.71	0.807	15:53:15.034
5 - D1	44.067	53.917	47.340	2:25.325	139.09	0.415	15:55:40.359
6 - D1	43.802	53.905	47.459	2:25.167 (3)	139.24	0.257	15:58:05.526
7 - D1	44.651	54.241	<b>46.899</b>	2:25.792	138.64	0.882	16:00:31.318
<b>8 - D1</b>	<b>43.854</b>	<b>54.126</b>	<b>46.929</b>	<b>2:24.910 (1)</b>	<b>139.49</b>		<b>16:02:56.229</b>
9 - D1	44.144	55.383	47.809	2:27.337	137.19	2.427	16:05:23.567
10 - D1	43.931	54.356	47.422	2:25.710	138.72	0.800	16:07:49.277
11 - D1	45.381	54.187	47.188	2:26.758	137.73	1.848	16:10:16.035
12 - D1	44.424	54.855	47.660	2:26.939	137.56	2.029	16:12:42.975
13 - D1	44.230	54.001	IN PIT	2:30.113 P	134.65	5.203	16:15:13.088
14 - D2	OUTLAP	54.881	48.170	4:08.184	81.44	1:43.274	16:19:21.272
15 - D2	43.981	<b>53.836</b>	47.478	2:25.295	139.12	0.385	16:21:46.568
16 - D2	<b>43.422</b>	53.987	47.504	2:24.913 (2)	139.49	0.003	16:24:11.481
17 - D2	1:05.425	54.308	48.500	2:48.234	120.15	23.324	16:26:59.716
18 - D2	43.600	54.314	47.748	2:25.663	138.77	0.753	16:29:25.379
19 - D2	44.316	54.753	48.072	2:27.141	137.37	2.231	16:31:52.521
20 - D2	44.249	54.119	47.727	2:26.096	138.36	1.186	16:34:18.618
21 - D2	44.003	54.519	47.377	2:25.899	138.54	0.989	16:36:44.517
22 - D2	43.761	53.981	47.769	2:25.512	138.91	0.601	16:39:10.029
23 - D2	44.454	54.139	48.334	2:26.928	137.57	2.017	16:41:36.958
24 - D2	44.628	54.142	47.734	2:26.505	137.97	1.595	16:44:03.463

Weather / Track : Bright / Dry

Korea International Circuit  
Circuit Length = 5.615 km  
Start: 15:43 Flag 16:43 End: 16:49

# Blancpain GT World Challenge Asia

## RACE 1 - SECTOR ANALYSIS



SECTOR 1 = FL to I1, SECTOR 2 = I1 to I2, SECTOR 3 = I2 to FL, DIFF = Difference To Personal Best Lap, P = Crossed Finish Line in Pit Lane, D = Time Disallowed

P20 81 GT4AM BMW Team Studie				BMW M4 GT4			
IDEAL LAP TIME : 2:23.858		BEST LAP TIME : 2:24.425		DIFFERENCE : 0.566			
D1: Sunako JUKUCHOU		D2: Takayuki KINOSHITA					
LAP	SECTOR 1	SECTOR 2	SECTOR 3	LAP TIME	KPH	DIFF	TIME OF DAY
1 - D1		54.482	48.674	2:38.259	127.72	13.833	15:45:54.255
2 - D1	44.923	53.724	48.161	2:26.810	137.68	2.385	15:48:21.065
3 - D1	44.256	53.946	48.010	2:26.213	138.24	1.788	15:50:47.279
4 - D1	43.428	53.770	47.341	2:24.540 (2)	139.85	0.114	15:53:11.819
5 - D1	43.501	53.865	48.037	2:25.404	139.01	0.979	15:55:37.224
<b>6 - D1</b>	43.551	<b>53.527</b>	47.347	<b>2:24.425 (1)</b>	<b>139.96</b>		<b>15:58:01.649</b>
7 - D1	43.584	53.805	IN PIT	2:31.373 P	133.53	6.947	16:00:33.022
8 - D1	OUTLAP	54.576	47.701	2:49.777	119.06	25.352	16:03:22.800
9 - D1	43.644	53.984	<b>47.249</b>	2:24.878	139.52	0.453	16:05:47.678
10 - D1	43.592	54.410	47.363	2:25.365	139.05	0.940	16:08:13.044
11 - D1	43.580	54.550	47.474	2:25.604	138.82	1.179	16:10:38.649
12 - D1	43.539	54.164	IN PIT	2:30.275 P	134.51	5.849	16:13:08.924
13 - D2	OUTLAP	53.668	47.748	4:10.806	80.59	1:46.380	16:17:19.730
14 - D2	43.374	53.648	47.623	2:24.646 (3)	139.74	0.221	16:19:44.377
15 - D2	43.303	53.613	47.855	2:24.772	139.62	0.346	16:22:09.149
16 - D2	43.609	55.712	48.978	2:28.300	136.30	3.875	16:24:37.450
17 - D2	43.810	53.835	48.703	2:26.350	138.12	1.924	16:27:03.800
18 - D2	43.245	54.082	48.639	2:25.967	138.48	1.541	16:29:29.767
19 - D2	43.129	53.911	48.368	2:25.409	139.01	0.983	16:31:55.176
20 - D2	43.319	54.124	47.507	2:24.952	139.45	0.526	16:34:20.128
21 - D2	<b>43.082</b>	54.375	47.511	2:24.969	139.43	0.544	16:36:45.098
22 - D2	43.712	54.165	48.978	2:26.855	137.64	2.430	16:39:11.954
23 - D2	43.215	54.524	48.512	2:26.251	138.21	1.826	16:41:38.205
24 - D2	44.218	54.271	47.879	2:26.369	138.10	1.944	16:44:04.574

P21 11 GT4AM GTO Racing with TTR				Mercedes-AMG GT4			
IDEAL LAP TIME : 2:23.700		BEST LAP TIME : 2:24.391		DIFFERENCE : 0.690			
D1: Brian LEE		D2: Tony FONG					
LAP	SECTOR 1	SECTOR 2	SECTOR 3	LAP TIME	KPH	DIFF	TIME OF DAY
1 - D1		55.124	47.557	2:38.651	127.41	14.260	15:45:54.647
2 - D1	45.086	55.075	<b>46.878</b>	2:27.040	137.47	2.649	15:48:21.687
3 - D1	45.265	<b>53.515</b>	48.320	2:27.101	137.41	2.710	15:50:48.789
<b>4 - D1</b>	43.749	53.661	46.980	<b>2:24.391 (1)</b>	<b>139.99</b>		<b>15:53:13.180</b>
5 - D1	43.526	55.013	47.112	2:25.653	138.78	1.261	15:55:38.833
6 - D1	43.769	54.488	48.128	2:26.386	138.08	1.995	15:58:05.220
7 - D1	43.672	53.908	47.491	2:25.072 (3)	139.33	0.681	16:00:30.292
8 - D1	<b>43.306</b>	54.281	47.423	2:25.011 (2)	139.39	0.620	16:02:55.304
9 - D1	43.647	54.263	48.869	2:26.779	137.71	2.388	16:05:22.084
10 - D1	43.959	54.344	48.114	2:26.418	138.05	2.027	16:07:48.502
11 - D1	44.026	54.926	47.865	2:26.818	137.68	2.427	16:10:15.321
12 - D1	43.985	54.931	47.466	2:26.382	138.09	1.991	16:12:41.703
13 - D1	43.672	54.298	IN PIT	2:29.565 P	135.15	5.174	16:15:11.268
14 - D2	OUTLAP	57.120	50.677	4:01.093	83.84	1:36.702	16:19:12.362
15 - D2	44.264	56.011	50.913	2:31.189	133.69	6.798	16:21:43.552
16 - D2	45.155	56.516	49.665	2:31.336	133.56	6.945	16:24:14.888
17 - D2	45.678	56.433	49.536	2:31.648	133.29	7.257	16:26:46.537
18 - D2	43.928	55.945	50.253	2:30.127	134.64	5.735	16:29:16.664
19 - D2	43.872	55.041	49.495	2:28.409	136.20	4.018	16:31:45.073
20 - D2	43.475	55.278	49.141	2:27.894	136.67	3.503	16:34:12.968
21 - D2	44.068	54.382	48.077	2:26.528	137.95	2.137	16:36:39.497
22 - D2	44.078	54.553	48.238	2:26.871	137.63	2.480	16:39:06.368
23 - D2	44.137	1:03.561	53.870	2:41.569	125.11	17.178	16:41:47.938
24 - D2	45.317	57.116	56.228	2:38.663	127.40	14.272	16:44:26.601

Weather / Track : Bright / Dry

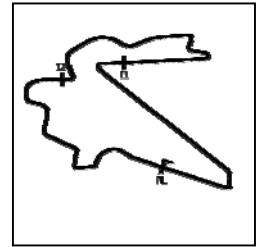
Korea International Circuit

Circuit Length = 5.615 km

Start: 15:43 Flag 16:43 End: 16:49

# Blancpain GT World Challenge Asia

## RACE 1 - SECTOR ANALYSIS



SECTOR 1 = FL to I1, SECTOR 2 = I1 to I2, SECTOR 3 = I2 to FL, DIFF = Difference To Personal Best Lap, P = Crossed Finish Line in Pit Lane, D = Time Disallowed

P22 75 GT3PA T2 Motorsports				Ferrari 488 GT3			
IDEAL LAP TIME : 2:09.576		BEST LAP TIME : 2:09.653		DIFFERENCE : 0.076			
D1: David TJIPTOBIANTORO		D2: Rio HARYANTO					
LAP	SECTOR 1	SECTOR 2	SECTOR 3	LAP TIME	KPH	DIFF	TIME OF DAY
1 - D1		54.200	45.902	2:32.860	132.23	23.207	15:45:48.856
2 - D1	41.689	51.174	44.729	2:17.593	146.91	7.940	15:48:06.449
3 - D1	40.677	51.849	44.951	2:17.477	147.03	7.824	15:50:23.927
4 - D1	41.407	50.599	44.078	2:16.085	148.53	6.432	15:52:40.012
5 - D1	40.608	49.963	44.091	2:14.663	150.10	5.010	15:54:54.676
6 - D1	40.044	49.960	44.040	2:14.045	150.79	4.392	15:57:08.722
7 - D1	40.124	49.913	43.911	2:13.949	150.90	4.296	15:59:22.671
8 - D1	40.003	49.959	43.584	2:13.547	151.36	3.894	16:01:36.218
9 - D1	39.989	49.773	44.186	2:13.949	150.90	4.296	16:03:50.168
10 - D1	39.906	49.850	43.553	2:13.310 (3)	151.63	3.657	16:06:03.478
11 - D1	40.075	50.095	44.082	2:14.254	150.56	4.601	16:08:17.732
12 - D1	40.304	51.483	44.494	2:16.283	148.32	6.629	16:10:34.015
13 - D1	39.770	49.815	IN PIT	2:19.094 P	145.32	9.441	16:12:53.110
14 - D2	OUTLAP	49.014	42.774	3:43.698	90.36	1:34.045	16:16:36.809
15 - D2	39.295	48.470	<b>42.319</b>	2:10.086 (2)	155.38	0.433	16:18:46.895
<b>16 - D2</b>	<b>39.037</b>	<b>48.219</b>	42.396	<b>2:09.653 (1)</b>	<b>155.90</b>		<b>16:20:56.548</b>
17 - D2	43.634	53.606	44.621	2:21.862	142.49	12.209	16:23:18.411
18 - D2	48.735	1:01.257	IN PIT	2:43.780 P	123.42	34.127	16:26:02.191

P23 88 GT3PA Craft-Bamboo Racing				Mercedes-AMG GT3			
IDEAL LAP TIME : 2:16.272		BEST LAP TIME : 2:17.005		DIFFERENCE : 0.732			
D1: Jeffrey LEE		D2: Maximilian GOETZ					
LAP	SECTOR 1	SECTOR 2	SECTOR 3	LAP TIME	KPH	DIFF	TIME OF DAY
1 - D1		54.562	45.938	2:32.548	132.50	15.543	15:45:48.544
2 - D1	41.604	51.150	<b>44.755</b>	2:17.511 (3)	146.99	0.506	15:48:06.055
3 - D1	40.674	51.137	45.617	2:17.428 (2)	147.08	0.423	15:50:23.484
4 - D1	44.724	51.288	45.008	2:21.021	143.33	4.016	15:52:44.505
<b>5 - D1</b>	40.906	<b>51.013</b>	45.084	<b>2:17.005 (1)</b>	<b>147.54</b>		<b>15:55:01.510</b>
6 - D1	41.429	51.294	45.222	2:17.946	146.53	0.941	15:57:19.457
7 - D1	40.933	51.410	46.155	2:18.499	145.95	1.494	15:59:37.956
8 - D1	40.903	53.146	47.510	2:21.560	142.79	4.555	16:01:59.517
9 - D1	40.615	51.370	45.760	2:17.746	146.74	0.741	16:04:17.264
10 - D1	42.376	51.073	45.454	2:18.904	145.52	1.898	16:06:36.168
11 - D1	<b>40.503</b>	51.828	IN PIT	2:23.655 P	140.71	6.650	16:08:59.823

Weather / Track : Bright / Dry

Korea International Circuit  
Circuit Length = 5.615 km  
Start: 15:43 Flag 16:43 End: 16:49

# Blancpain GT World Challenge Asia

## RACE 1 - LAP CHART

LAP 1 @ 15:45:36.482			LAP 2 @ 15:47:47.670			LAP 3 @ 15:49:58.904			LAP 4 @ 15:52:09.924			LAP 5 @ 15:54:20.827		
NO	BEHIND	LAP TIME	NO	BEHIND	LAP TIME	NO	BEHIND	LAP TIME	NO	BEHIND	LAP TIME	NO	BEHIND	LAP TIME
911		2:20.486	911		2:11.188	911		2:11.234	911		2:11.020	911		2:10.902
27	0.702	2:21.188	27	0.925	2:11.411	27	0.732	2:11.041	27	0.649	2:10.937	27	0.558	2:10.811
97	1.061	2:21.547	97	1.206	2:11.334	97	1.146	2:11.173	97	1.075	2:10.948	97	0.976	2:10.803
999	1.623	2:22.109	999	2.232	2:11.798	999	2.148	2:11.149	999	2.138	2:11.010	999	2.419	2:11.183
912	3.088	2:23.574	912	4.752	2:12.852	912	5.364	2:11.845	912	5.664	2:11.320	912	5.986	2:11.224
918	3.273	2:23.759	12	5.371	2:12.017	12	6.142	2:12.005	12	6.244	2:11.121	12	6.313	2:10.971
99	4.088	2:24.574	918	6.315	2:14.230	918	7.085	2:12.004	918	8.425	2:12.360	918	9.122	2:11.599
12	4.542	2:25.028	99	7.163	2:14.264	99	9.806	2:13.876	99	11.103	2:12.317	99	12.689	2:12.489
61	6.079	2:26.565	61	7.659	2:12.768	61	10.213	2:13.787	61	11.644	2:12.451	61	13.193	2:12.451
666	6.135	2:26.621	666	10.108	2:15.161	666	12.344	2:13.470	666	13.484	2:12.159	666	14.460	2:11.878
888	6.903	2:27.389	888	11.597	2:15.883	888	14.213	2:13.849	888	17.048	2:13.855	888	19.353	2:13.207
128	7.702	2:28.188	128	13.419	2:16.905	13	21.433	2:16.817	910	23.138	2:11.215	910	22.946	2:10.971
13	10.587	2:31.073	13	15.849	2:16.450	910	22.942	2:13.547	75	30.088	2:16.085	75	33.849	2:14.663
88	12.062	2:32.548	88	18.384	2:17.511	128	23.775	2:21.589	13	31.287	2:20.873 P	88	40.683	2:17.005
75	12.374	2:32.860	75	18.778	2:17.593	88	24.579	2:17.428	88	34.580	2:21.021	51	41.505	2:17.203
51	13.710	2:34.196	910	20.629	2:13.421	75	25.022	2:17.477	51	35.204	2:18.414	13	59.459	2:39.074
55	17.417	2:37.904	51	21.519	2:18.998	51	27.809	2:17.523	128	42.764	2:30.009 P	128	1:14.080	2:42.218
81	17.773	2:38.259	55	33.343	2:27.114	81	48.374	2:26.213	81	1:01.894	2:24.540	81	1:16.396	2:25.404
77	17.895	2:38.381	81	33.395	2:26.810	77	49.394	2:26.885	77	1:02.484	2:24.109	77	1:17.336	2:25.754
11	18.165	2:38.651	77	33.743	2:27.037	11	49.884	2:27.101	11	1:03.255	2:24.391	11	1:18.006	2:25.653
910	18.397	2:38.883	11	34.017	2:27.040	199	50.411	2:26.461	199	1:05.109	2:25.718	199	1:19.532	2:25.325
199	18.623	2:39.109	199	35.184	2:27.749	111	51.839	2:27.001	111	1:10.725	2:29.906	111	1:24.560	2:24.736
111	20.953	2:41.439	111	36.071	2:26.307	55	52.770	2:30.660	55	1:14.772	2:33.022	55	1:29.488	2:25.619

Weather / Track : Bright / Dry

# Blancpain GT World Challenge Asia

## RACE 1 - LAP CHART

LAP 6 @ 15:56:31.694			LAP 7 @ 15:58:42.541			LAP 8 @ 16:00:53.530			LAP 9 @ 16:03:04.489			LAP 10 @ 16:05:17.064		
NO	BEHIND	LAP TIME	NO	BEHIND	LAP TIME	NO	BEHIND	LAP TIME	NO	BEHIND	LAP TIME	NO	BEHIND	LAP TIME
<b>911</b>		2:10.866	<b>911</b>		2:10.847	<b>911</b>		2:10.988	<b>911</b>		2:10.959	<b>911</b>		2:12.574
<b>27</b>	0.736	2:11.045	<b>27</b>	1.082	2:11.193	<b>27</b>	0.988	2:10.894	<b>27</b>	1.002	2:10.973	<b>27</b>	0.587	2:12.159
<b>97</b>	1.201	2:11.091	<b>97</b>	1.454	2:11.100	<b>97</b>	1.400	2:10.934	<b>97</b>	1.414	2:10.974	<b>97</b>	0.920	2:12.080
<b>999</b>	2.382	2:10.829	<b>999</b>	2.749	2:11.214	<b>999</b>	3.199	2:11.438	<b>999</b>	4.334	2:12.094	<b>77</b>	1 Lap	2:27.363
<b>912</b>	6.800	2:11.681	<b>12</b>	7.170	2:10.658	<b>12</b>	7.626	2:11.445	<b>12</b>	7.173	2:10.505	<b>999</b>	4.389	2:12.629
<b>12</b>	7.359	2:11.912	<b>912</b>	8.664	2:12.711	<b>912</b>	9.028	2:11.352	<b>912</b>	9.597	2:11.529	<b>11</b>	1 Lap	2:26.779
<b>918</b>	11.174	2:12.918	<b>918</b>	12.083	2:11.755	<b>918</b>	12.620	2:11.525	<b>918</b>	14.754	2:13.093	<b>199</b>	1 Lap	2:27.337
<b>99</b>	14.754	2:12.932	<b>99</b>	16.493	2:12.586	<b>99</b>	18.432	2:12.927	<b>81</b>	1 Lap	2:49.777	<b>12</b>	6.622	2:12.023
<b>61</b>	15.216	2:12.889	<b>61</b>	16.962	2:12.594	<b>61</b>	18.879	2:12.905	<b>99</b>	19.845	2:12.372	<b>912</b>	8.865	2:11.842
<b>666</b>	15.538	2:11.944	<b>666</b>	17.688	2:12.997	<b>666</b>	19.195	2:12.495	<b>61</b>	20.433	2:12.513	<b>111</b>	1 Lap	2:28.634
<b>888</b>	22.868	2:14.382	<b>910</b>	24.404	2:12.126	<b>910</b>	24.037	2:10.621	<b>666</b>	21.039	2:12.803	<b>918</b>	14.728	2:12.549
<b>910</b>	23.125	2:11.046	<b>888</b>	28.695	2:16.674	<b>888</b>	31.503	2:13.796	<b>910</b>	23.459	2:10.381	<b>55</b>	1 Lap	2:31.982
<b>75</b>	37.028	2:14.045	<b>75</b>	40.129	2:13.949	<b>75</b>	42.688	2:13.547	<b>888</b>	34.288	2:13.744	<b>99</b>	19.593	2:12.323
<b>88</b>	47.763	2:17.946	<b>88</b>	55.415	2:18.499	<b>51</b>	1:02.257	2:17.465	<b>75</b>	45.678	2:13.949	<b>61</b>	20.396	2:12.537
<b>51</b>	48.158	2:17.520	<b>51</b>	55.779	2:18.469	<b>88</b>	1:05.987	2:21.560	<b>51</b>	1:06.634	2:15.336	<b>666</b>	20.983	2:12.518
<b>13</b>	1:03.675	2:15.082	<b>13</b>	1:07.198	2:14.370	<b>13</b>	1:10.602	2:14.392	<b>88</b>	1:12.774	2:17.746	<b>910</b>	22.238	2:11.353
<b>128</b>	1:20.423	2:17.209	<b>128</b>	1:26.055	2:16.479	<b>128</b>	1:31.052	2:15.985	<b>13</b>	1:13.025	2:13.382	<b>81</b>	1 Lap	2:24.878
<b>81</b>	1:29.955	2:24.425	<b>77</b>	1:45.324	2:25.275	<b>77</b>	1:59.991	2:25.655	<b>128</b>	1:36.253	2:16.161	<b>888</b>	35.430	2:13.716
<b>77</b>	1:30.896	2:24.427	<b>11</b>	1:47.750	2:25.072	<b>11</b>	2:01.774	2:25.011				<b>75</b>	46.414	2:13.310
<b>11</b>	1:33.526	2:26.386	<b>199</b>	1:48.777	2:25.792	<b>199</b>	2:02.698	2:24.910				<b>51</b>	1:09.428	2:15.368
<b>199</b>	1:33.832	2:25.167	<b>81</b>	1:50.480	2:31.373 P	<b>111</b>	2:06.917	2:24.923				<b>13</b>	1:15.175	2:14.724
<b>111</b>	1:39.339	2:25.646	<b>111</b>	1:52.981	2:24.490	<b>55</b>	2:08.950	2:24.640				<b>88</b>	1:19.103	2:18.904
<b>55</b>	1:42.574	2:23.952	<b>55</b>	1:55.298	2:23.572							<b>128</b>	1:42.362	2:18.682

Weather / Track : Bright / Dry

# Blancpain GT World Challenge Asia

## RACE 1 - LAP CHART

LAP 11 @ 16:07:28.345			LAP 12 @ 16:09:39.469			LAP 13 @ 16:11:50.441			LAP 14 @ 16:14:02.615			LAP 15 @ 16:16:16.671		
NO	BEHIND	LAP TIME	NO	BEHIND	LAP TIME	NO	BEHIND	LAP TIME	NO	BEHIND	LAP TIME	NO	BEHIND	LAP TIME
<b>911</b>		2:11.280	<b>911</b>		2:11.124	<b>911</b>		2:10.972	<b>97</b>		2:10.982	<b>97</b>		2:14.056 <b>P</b>
<b>27</b>	0.559	2:11.253	<b>97</b>	1.652	2:11.826	<b>97</b>	1.190	2:10.510	<b>911</b>	3.395	2:15.568 <b>P</b>	<b>888</b>	1 Lap	2:09.508
<b>97</b>	0.949	2:11.310	<b>27</b>	5.261	2:15.825 <b>P</b>	<b>912</b>	13.177	2:14.815 <b>P</b>	<b>888</b>	1 Lap	3:42.017	<b>55</b>	2 Laps	2:10.569
<b>999</b>	4.639	2:11.530	<b>999</b>	8.214	2:14.699 <b>P</b>	<b>910</b>	25.407	2:10.961	<b>55</b>	2 Laps	3:42.335	<b>75</b>	1 Lap	3:43.698
<b>12</b>	6.184	2:10.843	<b>912</b>	9.334	2:11.536	<b>51</b>	1 Lap	3:44.721	<b>77</b>	2 Laps	4:03.758	<b>99</b>	1 Lap	2:11.432
<b>912</b>	8.922	2:11.337	<b>12</b>	9.593	2:14.532 <b>P</b>	<b>13</b>	1 Lap	3:43.472	<b>99</b>	1 Lap	3:46.236	<b>910</b>	26.029	2:14.992 <b>P</b>
<b>918</b>	16.682	2:13.234	<b>918</b>	23.191	2:17.632 <b>P</b>	<b>11</b>	1 Lap	2:26.382	<b>910</b>	25.092	2:11.858	<b>77</b>	2 Laps	2:27.668
<b>77</b>	1 Lap	2:26.647	<b>910</b>	25.418	2:12.187	<b>199</b>	1 Lap	2:26.939	<b>111</b>	2 Laps	4:02.410	<b>13</b>	1 Lap	2:09.125
<b>11</b>	1 Lap	2:26.418	<b>666</b>	32.410	2:19.639 <b>P</b>	<b>75</b>	1:02.669	2:19.094 <b>P</b>	<b>13</b>	1 Lap	2:09.978	<b>51</b>	1 Lap	2:12.383
<b>199</b>	1 Lap	2:25.710	<b>61</b>	34.746	2:23.394 <b>P</b>	<b>81</b>	1 Lap	2:30.275 <b>P</b>	<b>51</b>	1 Lap	2:12.543	<b>111</b>	2 Laps	2:25.786
<b>99</b>	21.996	2:13.683	<b>11</b>	1 Lap	2:26.818	<b>128</b>	1 Lap	3:59.340	<b>11</b>	1 Lap	2:29.565 <b>P</b>	<b>81</b>	2 Laps	4:10.806
<b>61</b>	22.475	2:13.359	<b>199</b>	1 Lap	2:26.758	<b>999</b>	1:39.605	3:42.364	<b>199</b>	1 Lap	2:30.113 <b>P</b>	<b>911</b>	1:29.056	3:39.717
<b>666</b>	23.895	2:14.192	<b>77</b>	1 Lap	2:31.269 <b>P</b>	<b>27</b>	1:40.060	3:45.771	<b>128</b>	1 Lap	2:14.393	<b>128</b>	1 Lap	2:13.708
<b>910</b>	24.354	2:13.397	<b>888</b>	46.905	2:19.685 <b>P</b>	<b>12</b>	1:53.084	3:54.463	<b>999</b>	1:38.530	2:11.098	<b>27</b>	1:35.795	2:10.886
<b>111</b>	1 Lap	2:27.536	<b>111</b>	1 Lap	2:33.619 <b>P</b>	<b>666</b>	2:01.181	3:39.742	<b>27</b>	1:38.965	2:11.079	<b>999</b>	1:36.318	2:11.843
<b>55</b>	1 Lap	2:30.454	<b>75</b>	54.546	2:16.283	<b>918</b>	2:03.228	3:51.008	<b>912</b>	1:42.143	3:41.139	<b>912</b>	1:38.448	2:10.361
<b>888</b>	38.343	2:14.194	<b>55</b>	1 Lap	2:32.632 <b>P</b>	<b>61</b>	2:09.371	3:45.597	<b>12</b>	1:50.690	2:09.779	<b>12</b>	1:46.289	2:09.655
<b>81</b>	1 Lap	2:25.365	<b>81</b>	1 Lap	2:25.604				<b>666</b>	1:58.349	2:09.342	<b>666</b>	1:53.493	2:09.200
<b>75</b>	49.387	2:14.254	<b>99</b>	1:00.013	2:49.141 <b>P</b>				<b>918</b>	2:00.770	2:09.715	<b>918</b>	1:56.085	2:09.371
<b>51</b>	1:20.400	2:22.253 <b>P</b>							<b>61</b>	2:07.305	2:10.107	<b>61</b>	2:03.164	2:09.915
<b>13</b>	1:21.744	2:17.850 <b>P</b>										<b>888</b>	2:09.872	2:08.643
<b>88</b>	1:31.478	2:23.655 <b>P</b>										<b>55</b>	1 Lap	2:10.160
<b>128</b>	1:55.122	2:24.041 <b>P</b>										<b>75</b>	2:30.224	2:10.086
												<b>99</b>	2:31.095	2:10.615
												<b>13</b>	2:45.314	2:09.318
												<b>51</b>	2:55.382	2:13.659
												<b>11</b>	1 Lap	4:01.093
												<b>77</b>	1 Lap	2:27.416
												<b>199</b>	1 Lap	4:08.184
												<b>111</b>	1 Lap	2:24.485
												<b>81</b>	1 Lap	2:24.646

Weather / Track : Bright / Dry

# Blancpain GT World Challenge Asia

## RACE 1 - LAP CHART

LAP 16 @ 16:19:55.874			LAP 17 @ 16:22:06.395			LAP 18 @ 16:24:15.859			LAP 19 @ 16:26:28.236			LAP 20 @ 16:28:37.332		
NO	BEHIND	LAP TIME	NO	BEHIND	LAP TIME	NO	BEHIND	LAP TIME	NO	BEHIND	LAP TIME	NO	BEHIND	LAP TIME
<b>911</b>		2:10.147	<b>911</b>		2:10.520	<b>911</b>		2:09.463	<b>97</b>		2:10.233	<b>97</b>		2:09.095
<b>97</b>	3.711	3:42.914	<b>97</b>	2.489	2:09.298	<b>97</b>	2.143	2:09.118	<b>911</b>	1.477	2:13.854	<b>911</b>	2.406	2:10.024
<b>27</b>	6.419	2:09.826	<b>81</b>	2 Laps	2:24.772	<b>27</b>	4.241	2:08.866	<b>27</b>	1.977	2:10.113	<b>27</b>	2.784	2:09.902
<b>999</b>	7.910	2:10.796	<b>27</b>	4.837	2:08.939	<b>999</b>	7.643	2:09.749	<b>999</b>	7.363	2:12.096	<b>999</b>	8.466	2:10.199
<b>128</b>	1 Lap	2:13.823	<b>999</b>	7.358	2:09.968	<b>912</b>	9.289	2:10.093	<b>912</b>	8.833	2:11.921	<b>912</b>	9.932	2:10.194
<b>912</b>	9.264	2:10.018	<b>912</b>	8.660	2:09.916	<b>910</b>	13.421	2:09.172	<b>910</b>	11.632	2:10.588	<b>910</b>	15.572	2:13.036 <b>P</b>
<b>910</b>	15.539	3:28.713	<b>128</b>	1 Lap	2:13.339	<b>128</b>	1 Lap	2:15.050	<b>77</b>	2 Laps	2:29.691	<b>12</b>	15.858	2:09.635
<b>12</b>	16.653	2:09.566	<b>910</b>	13.712	2:08.693	<b>12</b>	17.451	2:11.524	<b>111</b>	2 Laps	2:27.653	<b>128</b>	1 Lap	2:16.912
<b>666</b>	23.652	2:09.361	<b>12</b>	15.391	2:09.258	<b>81</b>	2 Laps	2:28.300	<b>12</b>	15.318	2:10.244	<b>918</b>	26.145	2:11.131
<b>918</b>	26.424	2:09.542	<b>918</b>	25.595	2:09.692	<b>918</b>	25.878	2:09.746	<b>128</b>	1 Lap	2:13.297	<b>77</b>	2 Laps	2:27.309
<b>61</b>	34.203	2:10.242	<b>666</b>	25.987	2:12.855 <b>P</b>	<b>888</b>	36.221	2:08.492	<b>11</b>	2 Laps	2:31.648	<b>111</b>	2 Laps	2:26.548
<b>888</b>	39.135	2:08.466	<b>61</b>	33.613	2:09.931	<b>61</b>	38.246	2:14.096 <b>P</b>	<b>918</b>	24.110	2:10.609	<b>888</b>	33.051	2:08.863
<b>55</b>	1 Lap	2:09.624	<b>888</b>	37.193	2:08.578	<b>666</b>	49.710	2:33.187	<b>199</b>	2 Laps	2:48.234	<b>11</b>	2 Laps	2:30.127
<b>75</b>	1:00.673	2:09.653	<b>55</b>	1 Lap	2:09.856	<b>55</b>	1 Lap	2:11.147	<b>888</b>	33.283	2:09.439	<b>199</b>	2 Laps	2:25.663
<b>99</b>	1:02.244	2:10.352	<b>99</b>	1:02.207	2:10.483	<b>99</b>	1:03.554	2:10.810	<b>81</b>	2 Laps	2:26.350	<b>666</b>	48.669	2:10.989
<b>13</b>	1:16.671	2:10.560	<b>75</b>	1:12.015	2:21.862	<b>13</b>	1:16.613	2:10.122	<b>666</b>	46.775	2:09.442	<b>81</b>	2 Laps	2:25.967
<b>51</b>	1:28.499	2:12.320	<b>13</b>	1:15.955	2:09.804	<b>51</b>	1:34.650	2:13.795	<b>55</b>	1 Lap	2:10.156	<b>55</b>	1 Lap	2:10.010
<b>11</b>	1 Lap	2:31.189	<b>51</b>	1:30.319	2:12.340	<b>75</b>	1:46.331	2:43.780 <b>P</b>	<b>61</b>	59.979	2:34.110	<b>61</b>	1:01.368	2:10.485
<b>77</b>	1 Lap	2:26.005	<b>77</b>	1 Lap	2:27.283				<b>99</b>	1:02.326	2:11.149	<b>99</b>	1:04.359	2:11.128
<b>199</b>	1 Lap	2:25.295	<b>199</b>	1 Lap	2:24.913				<b>13</b>	1:14.081	2:09.844	<b>13</b>	1:14.887	2:09.901
<b>111</b>	1 Lap	2:24.208	<b>11</b>	1 Lap	2:31.336				<b>51</b>	1:35.350	2:13.077	<b>51</b>	1:39.450	2:13.195
			<b>111</b>	1 Lap	2:27.919									

Weather / Track : Bright / Dry



# Blancpain GT World Challenge Asia

## RACE 1 - LAP CHART

LAP 21 @ 16:30:46.429			LAP 22 @ 16:32:55.676			LAP 23 @ 16:35:04.879			LAP 24 @ 16:37:14.488			LAP 25 @ 16:39:23.686		
NO	BEHIND	LAP TIME	NO	BEHIND	LAP TIME	NO	BEHIND	LAP TIME	NO	BEHIND	LAP TIME	NO	BEHIND	LAP TIME
97		2:09.096	97		2:09.247	97		2:09.203	97		2:09.608	97		2:09.197
911	3.221	2:09.911	911	3.584	2:09.610	27	4.582	2:09.774	27	4.280	2:09.307	27	4.362	2:09.279
27	3.913	2:10.225	27	4.011	2:09.345	911	5.744	2:11.363	911	6.000	2:09.864	911	6.868	2:10.065
999	9.571	2:10.201	999	10.291	2:09.967	999	10.626	2:09.538	999	11.026	2:10.008	999	11.702	2:09.874
912	10.859	2:10.024	912	11.539	2:09.927	912	12.121	2:09.785	912	12.199	2:09.686	912	12.646	2:09.644
12	16.443	2:09.681	12	15.978	2:08.782	12	16.067	2:09.292	12	15.818	2:09.359	12	15.647	2:09.026
918	26.546	2:09.497	918	26.243	2:08.943	918	26.292	2:09.253	918	25.890	2:09.206	918	26.030	2:09.337
128	1 Lap	2:12.223	888	31.652	2:08.536	888	30.839	2:08.391	888	29.566	2:08.335	888	28.915	2:08.546
888	32.363	2:08.408	128	1 Lap	2:13.444	128	1 Lap	2:13.991	128	1 Lap	2:12.732	128	1 Lap	2:15.054
77	2 Laps	2:24.824	666	50.676	2:10.016	666	51.069	2:09.596	666	51.147	2:09.687	666	51.978	2:10.028
111	2 Laps	2:25.663	910	51.752	2:08.984	910	51.745	2:09.197	910	51.756	2:09.618	910	52.480	2:09.922
666	49.907	2:10.334	55	1 Lap	2:14.807	55	1 Lap	2:10.764	55	1 Lap	2:10.344	55	1 Lap	2:10.468
910	52.015	2:45.539	77	2 Laps	2:26.234	61	1:06.447	2:10.865	61	1:07.391	2:10.552	61	1:08.640	2:10.446
55	1 Lap	2:12.645	61	1:04.785	2:10.816	99	1:12.372	2:11.595	99	1:13.255	2:10.490	99	1:14.889	2:10.832
11	2 Laps	2:28.409	111	2 Laps	2:25.708	77	2 Laps	2:24.922	13	1:19.792	2:09.762	13	1:19.940	2:09.345
61	1:03.216	2:10.944	99	1:09.981	2:12.213	13	1:19.639	2:10.864	77	2 Laps	2:24.331	77	2 Laps	2:24.932
199	2 Laps	2:27.141	11	2 Laps	2:27.894	111	2 Laps	2:26.113	111	2 Laps	2:25.047	111	2 Laps	2:24.506
99	1:07.014	2:11.751	13	1:17.977	2:11.303	11	2 Laps	2:26.528	11	2 Laps	2:26.871	51	2:00.403	2:13.674
81	2 Laps	2:25.409	199	2 Laps	2:26.096	199	2 Laps	2:25.899	199	2 Laps	2:25.512			
13	1:15.921	2:10.131	81	2 Laps	2:24.952	81	2 Laps	2:24.969	51	1:55.927	2:14.692			
51	1:43.278	2:12.925	51	1:47.453	2:13.421	51	1:50.843	2:12.593	81	2 Laps	2:26.855			

Weather / Track : Bright / Dry

# Blancpain GT World Challenge Asia

## RACE 1 - LAP CHART

LAP 26 @ 16:41:34.294			LAP 27 @ 16:43:43.524		
NO	BEHIND	LAP TIME	NO	BEHIND	LAP TIME
97		2:10.607	97		2:09.229
199	3 Laps	2:26.928	27	4.809	2:10.340
27	3.699	2:09.944	911	8.371	2:10.411
81	3 Laps	2:26.251	999	13.321	2:11.185
911	7.189	2:10.929	912	14.538	2:11.178
999	11.365	2:10.270	12	15.996	2:10.731
912	12.590	2:10.552	199	3 Laps	2:26.505
11	3 Laps	2:41.569	81	3 Laps	2:26.369
12	14.494	2:09.455	888	26.857	2:09.563
918	24.828	2:09.406	918	27.740	2:12.142
888	26.524	2:08.217	11	3 Laps	2:38.663
128	1 Lap	2:14.049	666	52.848	2:10.876
666	51.201	2:09.831	910	53.269	2:10.628
910	51.870	2:09.997	128	1 Lap	2:15.015
55	1 Lap	2:10.597	55	1 Lap	2:10.711
61	1:08.748	2:10.716	61	1:10.386	2:10.867
99	1:15.372	2:11.090	99	1:17.939	2:11.797
13	1:18.569	2:09.236	13	1:19.189	2:09.849
77	2 Laps	2:24.410	51	2:08.028	2:13.628
51	2:03.630	2:13.834	77	2 Laps	2:26.073
111	2 Laps	2:25.541	111	2 Laps	2:26.086

Weather / Track : Bright / Dry

Results can be found at [www.tsl-timing.com](http://www.tsl-timing.com)

Page 6 of 6

Korea International Circuit  
Circuit Length = 5.615 km  
Start: 15:43 Flag 16:43 End: 16:49

Printed - 16:59 Saturday, 03 August 2019

# Blancpain GT World Challenge Asia

## RACE 1 - POSITION CHART

No	Name	Lap																													
		Pos	1	2	3	4	5	6	7	8	9	10	11	12	13	14	15	16	17	18	19	20	21	22	23	24	25	26	27		
97	Solite Indigo Racing	1	911	911	911	911	911	911	911	911	911	911	911	911	911	97	97	911	911	911	97	97	97	97	97	97	97	97	97	97	
911	Absolute Racing	2	27	27	27	27	27	27	27	27	27	27	27	27	97	97	911	910	97	97	97	911	911	911	911	27	27	27	27	27	
999	Audi Sport Asia Team T	3	97	97	97	97	97	97	97	97	97	97	97	27	912	910	911	27	27	27	27	27	27	27	27	911	911	911	911	911	
910	JRM	4	999	999	999	999	999	999	999	999	999	999	999	999	910	999	27	999	999	999	999	999	999	999	999	999	999	999	999	999	
27	HubAuto Corsa	5	912	912	912	912	912	12	12	12	12	12	12	912	75	27	999	912	912	912	912	912	912	912	912	912	912	912	912	912	
12	Audi Sport Asia Team A	6	918	12	12	12	12	12	912	912	912	912	912	12	999	912	912	910	910	910	910	910	910	910	910	12	12	12	12	12	
918	Panther/AAS Motorsport	7	99	918	918	918	918	918	918	918	918	918	918	918	918	27	12	12	12	12	12	12	12	12	918	918	918	918	918	888	
912	Absolute Racing	8	12	99	99	99	99	99	99	99	99	99	99	99	910	12	666	666	666	918	918	918	918	888	888	888	666	666	666	666	918
99	Craft-Bamboo Racing	9	61	61	61	61	61	61	61	61	61	61	61	61	666	666	918	918	918	666	888	888	888	666	666	666	666	666	666	666	
61	ABSSA Motorsport	10	666	666	666	666	666	666	666	666	666	666	666	666	61	918	61	61	61	61	61	61	61	666	666	910	910	910	910	910	
666	Vincenzo Sospiri Racing	11	888	888	888	888	888	888	910	910	910	910	910	888	888	61	888	888	888	888	888	666	61	61	61	61	61	61	61	61	
888	Triple Eight Race Engine	12	128	128	13	910	910	910	888	888	888	888	888	75	888	75	75	75	75	99	99	99	99	99	99	99	99	99	99	99	
88	Craft-Bamboo Racing	13	13	13	910	75	75	75	75	75	75	75	75	99	99	99	99	99	99	75	13	13	13	13	13	13	13	13	13	13	
13	Audi Sport Asia Team A	14	88	88	128	13	88	88	88	51	51	51	51	51	13	13	13	13	13	13	51	51	51	51	51	51	51	51	51		
75	T2 Motorsports	15	75	75	88	88	51	51	51	88	88	13	13	13	51	51	51	51	51	51	75	128	128	128	128	128	128	128	128		
128	Vattana Motorsport	16	51	910	75	51	13	13	13	13	13	88	88	11	11	128	128	128	128	128	55	55	55	55	55	55	55	55	55		
51	AMAC Motorsport	17	55	51	51	128	128	128	128	128	128	128	128	199	199	55	55	55	55	55	55	77	77	77	77	77	77	77	77		
55	Craft-Bamboo Racing	18	81	55	81	81	81	81	77	77	77	77	11	81	128	11	11	77	77	77	111	111	111	111	111	111	111	111	111		
81	BMW Team Studie	19	77	81	77	77	77	77	11	11	11	11	199	128	55	77	77	199	111	111	11	11	11	11	11	199	199	199	199		
77	Craft-Bamboo Racing	20	11	77	11	11	11	11	199	199	199	199	77	55	77	199	199	11	11	11	199	199	199	199	81	81	81	81	81		
11	GTO Racing with TTR	21	910	11	199	199	199	199	81	111	111	111	111	77	111	111	111	111	111	199	199	81	81	81	81	81	11	11	11		
199	Team iRace.Win	22	199	199	111	111	111	111	111	55	55	55	55	111	81	81	81	81	81	81	81	81	81	81	81	81	81	81	81		
111	Team iRace.Win	23	111	111	55	55	55	55	55	81	81	81	81	81	81	81	81	81	81	81	81	81	81	81	81	81	81	81	81		

Weather / Track : Bright / Dry

Korea International Circuit  
 Circuit Length = 5.615 km  
 Start: 15:43 Flag 16:43 End: 16:49

Results can be found at [www.tsl-timing.com](http://www.tsl-timing.com)

Printed - 16:59 Saturday, 03 August 2019

# Blancpain GT World Challenge Asia

## RACE 1 - BEST SECTORS

SECTOR 1			SECTOR 2			SECTOR 3			IDEAL / BEST COMPARISON						
POS	NO	NAME	TIME	NO	NAME	TIME	NO	NAME	TIME	POS	NO	NAME	IDEAL	BEST	DIFF
													<b>PERFECT LAP</b>	<b>2:08.022</b>	
1	918	Panther/AAS Motors	39.034	888	Triple Eight Race Er	47.455	888	Triple Eight Race Er	41.533	1	888	Triple Eight Race Eng	2:08.082	2:08.217	0.135
2	75	T2 Motorsports	39.037	27	HubAuto Corsa	47.637	12	Audi Sport Asia Tea	41.659	2	910	JRM	2:08.611	2:08.693	0.082
3	910	JRM	39.074	12	Audi Sport Asia Tea	47.717	97	Solite Indigo Racing	41.690	3	12	Audi Sport Asia Team	2:08.653	2:08.782	0.129
4	888	Triple Eight Race Er	39.093	97	Solite Indigo Racing	47.739	13	Audi Sport Asia Tea	41.700	4	27	HubAuto Corsa	2:08.689	2:08.866	0.177
5	911	Absolute Racing	39.171	910	JRM	47.799	910	JRM	41.737	5	918	Panther/AAS Motors	2:08.865	2:08.943	0.078
6	666	Vincenzo Sospiri Ra	39.191	918	Panther/AAS Motors	47.850	27	HubAuto Corsa	41.846	6	97	Solite Indigo Racing	2:08.927	2:09.095	0.168
7	27	HubAuto Corsa	39.206	666	Vincenzo Sospiri Ra	47.898	999	Audi Sport Asia Tea	41.911	7	13	Audi Sport Asia Team	2:08.946	2:09.125	0.179
8	999	Audi Sport Asia Tea	39.209	13	Audi Sport Asia Tea	48.024	666	Vincenzo Sospiri Ra	41.936	8	666	Vincenzo Sospiri Raci	2:09.025	2:09.200	0.174
9	13	Audi Sport Asia Tea	39.221	911	Absolute Racing	48.051	912	Absolute Racing	41.955	9	999	Audi Sport Asia Team	2:09.273	2:09.538	0.264
10	61	ABSSA Motorsport	39.274	55	Craft-Bamboo Racir	48.124	918	Panther/AAS Motors	41.981	10	911	Absolute Racing	2:09.385	2:09.463	0.078
11	12	Audi Sport Asia Tea	39.276	999	Audi Sport Asia Tea	48.152	55	Craft-Bamboo Racir	41.986	11	912	Absolute Racing	2:09.422	2:09.644	0.222
12	912	Absolute Racing	39.297	912	Absolute Racing	48.169	61	ABSSA Motorsport	42.119	12	55	Craft-Bamboo Racing	2:09.569	2:09.624	0.055
13	55	Craft-Bamboo Racir	39.458	75	T2 Motorsports	48.219	911	Absolute Racing	42.162	13	75	T2 Motorsports	2:09.576	2:09.653	0.076
14	99	Craft-Bamboo Racir	39.460	61	ABSSA Motorsport	48.317	99	Craft-Bamboo Racir	42.263	14	61	ABSSA Motorsport	2:09.711	2:09.915	0.203
15	97	Solite Indigo Racing	39.496	99	Craft-Bamboo Racir	48.452	75	T2 Motorsports	42.319	15	99	Craft-Bamboo Racing	2:10.176	2:10.352	0.175
16	128	Vattana Motorsport	39.952	51	AMAC Motorsport	48.846	51	AMAC Motorsport	42.796	16	51	AMAC Motorsport	2:11.639	2:12.320	0.681
17	51	AMAC Motorsport	39.996	128	Vattana Motorsport	48.947	128	Vattana Motorsport	43.100	17	128	Vattana Motorsport	2:11.999	2:12.223	0.223
18	88	Craft-Bamboo Racir	40.503	88	Craft-Bamboo Racir	51.013	88	Craft-Bamboo Racir	44.755	18	88	Craft-Bamboo Racing	2:16.272	2:17.005	0.732
19	77	Craft-Bamboo Racir	43.081	111	Team iRace.Win	53.435	77	Craft-Bamboo Racir	46.814	19	77	Craft-Bamboo Racing	2:23.347	2:24.109	0.761
20	81	BMW Team Studie	43.082	77	Craft-Bamboo Racir	53.451	11	GTO Racing with TT	46.878	20	111	Team iRace.Win	2:23.599	2:24.208	0.609
21	111	Team iRace.Win	43.156	11	GTO Racing with TT	53.515	199	Team iRace.Win	46.899	21	11	GTO Racing with TTR	2:23.700	2:24.391	0.690
22	11	GTO Racing with TT	43.306	81	BMW Team Studie	53.527	111	Team iRace.Win	47.006	22	81	BMW Team Studie	2:23.858	2:24.425	0.566
23	199	Team iRace.Win	43.422	199	Team iRace.Win	53.836	81	BMW Team Studie	47.249	23	199	Team iRace.Win	2:24.157	2:24.910	0.752

Weather / Track : Bright / Dry

Results can be found at [www.tsl-timing.com](http://www.tsl-timing.com)

Korea International Circuit  
Circuit Length = 5.615 km  
Start: 15:43 Flag 16:43 End: 16:49

Printed - 16:55 Saturday, 03 August 2019

# Blancpain GT World Challenge Asia

## RACE 1 - DRIVER STATISTICS

POS	NO	CL	PIC	TEAM / DRIVERS	CAR	LAPS	RACE TIME	%	BEST	ON	KPH
1	97	GT3S	1	Solite Indigo Racing (KOR)	Mercedes-AMG GT3	27	<b>1:00:27.528</b>				
				15		34:34.738	57.19	2:10.510	13	154.88	
				12		25:52.790	42.81	2:09.095	20	156.58	
2	27	GT3S	2	HubAuto Corsa (TPE)	Ferrari 488 GT3	27	<b>1:00:32.337</b>				
				12		28:05.555	46.40	2:10.811	5	154.52	
				15		32:26.782	53.60	2:08.866	18	156.85	
3	911	GT3S	3	Absolute Racing (CHN)	Porsche 911 GT3 R	27	<b>1:00:35.899</b>				
				14		32:20.283	53.36	2:10.847	7	154.48	
				13		28:15.616	46.64	2:09.463	18	156.13	
4	999	GT3S	4	Audi Sport Asia Team TSRT (CHN)	Audi R8 LMS GT3 2019	27	<b>1:00:40.849</b>				
				12		28:02.644	46.22	2:10.829	6	154.50	
				15		32:38.204	53.78	2:09.538	23	156.04	
5	912	GT3S	5	Absolute Racing (CHN)	Porsche 911 GT3 R	27	<b>1:00:42.067</b>				
				13		30:18.551	49.93	2:11.224	5	154.04	
				14		30:23.515	50.07	2:09.644	25	155.91	
6	12	GT3S	6	Audi Sport Asia Team Absolute Racing	Audi R8 LMS GT3 2019	27	<b>1:00:43.524</b>				
				12		28:18.748	46.62	2:10.505	9	154.88	
				15		32:24.776	53.38	2:08.782	22	156.96	
7	888	GT3PA	1	Triple Eight Race Engineering Australia	Mercedes-AMG GT3	27	<b>1:00:54.385</b>				
				12		28:41.303	47.10	2:13.207	5	151.74	
				15		32:13.082	52.90	2:08.217	26	157.65	
8	918	GT3PA	2	Panther/AAS Motorsport (CHN)	Porsche 911 GT3 R	27	<b>1:00:55.268</b>				
				12		28:27.280	46.71	2:11.525	8	153.68	
				15		32:27.988	53.29	2:08.943	22	156.76	
9	666	GT3PA	3	Vincenzo Sospiri Racing (ITA)	Lamborghini Huracán GT3 EVO	27	<b>1:01:20.376</b>				
				12		28:26.538	46.37	2:11.878	5	153.27	
				15		32:28.472	52.94	2:09.200	15	156.45	
10	910	GT3PA	4	JRM (CHN)	Porsche 911 GT3 R	27	<b>1:01:20.797</b>				
				15		34:47.544	56.71	2:10.381	9	155.03	
				12		25:54.900	42.24	2:08.693	17	157.07	
11	61	GT3PA	5	ABSSA Motorsport (JPN)	McLaren 720S GT3	27	<b>1:01:37.914</b>				
				12		28:34.384	46.36	2:12.451	5	152.61	
				15		32:37.826	52.94	2:09.915	15	155.59	
12	99	GT3S	7	Craft-Bamboo Racing (HKG)	Mercedes-AMG GT3	27	<b>1:01:45.467</b>				
				12		28:59.703	46.95	2:12.317	4	152.76	
				15		32:45.764	53.05	2:10.352	16	155.07	
13	13	GT3PA	6	Audi Sport Asia Team Absolute Racing	Audi R8 LMS GT3 2019	27	<b>1:01:46.717</b>				
				11		26:41.890	43.22	2:13.382	9	151.54	
				16		34:39.181	56.09	2:09.125	14	156.54	
14	51	GT3AM	1	AMAC Motorsport (AUS)	Lamborghini Huracan GT3 EVO	27	<b>1:02:35.556</b>				
				11		27:04.821	43.26	2:15.336	9	149.36	
				16		35:30.735	56.74	2:12.320	16	152.76	
15	128	GT3AM	2	Vattana Motorsport (THA)	Lamborghini Huracan GT3 EVO	26	<b>1:01:23.848</b>				
				11		27:26.823	44.70	2:15.985	8	148.64	
				15		33:31.341	54.60	2:12.223	20	152.87	
16	55	GT3PA	7	Craft-Bamboo Racing (HKG)	Mercedes-AMG GT3	26	<b>1:01:35.754</b>				
				11		28:52.670	46.88	2:23.572	7	140.79	
				15		32:43.084	53.12	2:09.624	15	155.94	
17	77	GT4AM	1	Craft-Bamboo Racing (HKG)	Mercedes-AMG GT4	25	<b>1:02:47.668</b>				
				11		28:40.600	45.67	2:24.109	4	140.26	
				14		34:07.068	54.33	2:24.331	22	140.05	
18	111	GT4AM	2	Team iRace.Win (TPE)	Mercedes-AMG GT4	25	<b>1:02:51.921</b>				
				11		28:51.959	45.92	2:24.490	7	139.89	
				14		33:59.961	54.08	2:24.208	15	140.17	
19	199	GT4AM	3	Team iRace.Win (TPE)	Mercedes-AMG GT4	24	<b>1:00:47.467</b>				
				13		33:40.067	55.38	2:24.910	8	139.49	
				11		27:07.399	44.62	2:24.913	16	139.49	

Korea International Circuit

Circuit Length = 5.615 km

Start: 15:43 Flag 16:43 End: 16:49

Weather / Track : Bright / Dry

# Blancpain GT World Challenge Asia

## RACE 1 - DRIVER STATISTICS

POS	NO	CL	PIC	TEAM / DRIVERS	CAR	LAPS	RACE TIME	%	BEST	ON	KPH
20	81	GT4AM	4	BMW Team Studie (JPN)	BMW M4 GT4	24	<b>1:00:48.579</b>				
				Sunako JUKUCHOU (JPN)		12	31:14.492	51.38	2:24.425	6	139.96
				Takayuki KINOSHITA (JPN)		12	29:08.635	47.93	2:24.646	14	139.74
21	11	GT4AM	5	GTO Racing with TTR (JPN)	Mercedes-AMG GT4	24	<b>1:01:10.605</b>				
				Brian LEE (TPE)		13	33:26.215	54.66	2:24.391	4	139.99
				Tony FONG (HKG)		11	27:44.390	45.34	2:26.528	21	137.95
22	75	GT3PA	8	T2 Motorsports (SGP)	Ferrari 488 GT3	18	<b>42:46.195</b>				
				David TJIPTOBIANTORO (IDN)		13	31:09.881	72.87	2:13.310	10	151.63
				Rio HARYANTO (IDN)		5	11:36.314	27.13	2:09.653	16	155.90
23	88	GT3PA	9	Craft-Bamboo Racing (HKG)	Mercedes-AMG GT3	11	<b>25:43.827</b>				
				Jeffrey LEE (TPE)		11	25:43.827	100.00	2:17.005	5	147.54
				Maximilian GOETZ (DEU)		0	0.000	0.00		0	

Weather / Track : Bright / Dry

Korea International Circuit  
 Circuit Length = 5.615 km  
 Start: 15:43 Flag 16:43 End: 16:49

# Blancpain GT World Challenge Asia

## RACE 1 - PIT STOP ANALYSIS

<b>P1</b>	<b>97 GT3S</b>	<b>Solite Indigo Racing</b>	<b>Mercedes-AMG GT3</b>				
D1: Roelof BRUINS	Total Stint: 15 Laps - 34:34.738 (57.19%)		Best Lap: 2:10.510 On Lap 13 @ 154.88 kph				
D2: Manuel METZGER	Total Stint: 12 Laps - 25:52.790 (42.81%)		Best Lap: 2:09.095 On Lap 20 @ 156.58 kph				
STOP	IN TIME	DRIVER IN	STINT TIME	STOP TIME	TOTAL STOP TIME	OUT TIME	DRIVER OUT
1 -	16:16:16.671	Roelof BRUINS	33:00.675	1:34.062	1:34.062	16:17:50.733	Manuel METZGER
-	Finish	Manuel METZGER	25:52.790				
<b>P2</b>	<b>27 GT3S</b>	<b>HubAuto Corsa</b>	<b>Ferrari 488 GT3</b>				
D1: Yuya SAKAMOTO	Total Stint: 12 Laps - 28:05.555 (46.4%)		Best Lap: 2:10.811 On Lap 5 @ 154.52 kph				
D2: Marcos GOMES	Total Stint: 15 Laps - 32:26.782 (53.6%)		Best Lap: 2:08.866 On Lap 18 @ 156.85 kph				
STOP	IN TIME	DRIVER IN	STINT TIME	STOP TIME	TOTAL STOP TIME	OUT TIME	DRIVER OUT
1 -	16:09:44.730	Yuya SAKAMOTO	26:28.734	1:36.820	1:36.820	16:11:21.550	Marcos GOMES
-	Finish	Marcos GOMES	32:26.782				
<b>P3</b>	<b>911 GT3S</b>	<b>Absolute Racing</b>	<b>Porsche 911 GT3 R</b>				
D1: Tanart SATHIENTHIRAKUL	Total Stint: 14 Laps - 32:20.283 (53.36%)		Best Lap: 2:10.847 On Lap 7 @ 154.48 kph				
D2: Philip HAMPRECHT	Total Stint: 13 Laps - 28:15.616 (46.64%)		Best Lap: 2:09.463 On Lap 18 @ 156.13 kph				
STOP	IN TIME	DRIVER IN	STINT TIME	STOP TIME	TOTAL STOP TIME	OUT TIME	DRIVER OUT
1 -	16:14:06.010	Tanart SATHIENTHIRAKI	30:50.014	1:30.269	1:30.269	16:15:36.279	Philip HAMPRECHT
-	Finish	Philip HAMPRECHT	28:15.616				
<b>P4</b>	<b>999 GT3S</b>	<b>Audi Sport Asia Team TSRT</b>	<b>Audi R8 LMS GT3 2019</b>				
D1: Weian CHEN	Total Stint: 12 Laps - 28:02.644 (46.22%)		Best Lap: 2:10.829 On Lap 6 @ 154.50 kph				
D2: Rahel FREY	Total Stint: 15 Laps - 32:38.204 (53.78%)		Best Lap: 2:09.538 On Lap 23 @ 156.04 kph				
STOP	IN TIME	DRIVER IN	STINT TIME	STOP TIME	TOTAL STOP TIME	OUT TIME	DRIVER OUT
1 -	16:09:47.683	Weian CHEN	26:31.687	1:30.957	1:30.957	16:11:18.640	Rahel FREY
-	Finish	Rahel FREY	32:38.204				
<b>P5</b>	<b>912 GT3S</b>	<b>Absolute Racing</b>	<b>Porsche 911 GT3 R</b>				
D1: Yuan BO	Total Stint: 13 Laps - 30:18.551 (49.93%)		Best Lap: 2:11.224 On Lap 5 @ 154.04 kph				
D2: Leo Ye HONGLI	Total Stint: 14 Laps - 30:23.515 (50.07%)		Best Lap: 2:09.644 On Lap 25 @ 155.91 kph				
STOP	IN TIME	DRIVER IN	STINT TIME	STOP TIME	TOTAL STOP TIME	OUT TIME	DRIVER OUT
1 -	16:12:03.618	Yuan BO	28:47.623	1:30.928	1:30.928	16:13:34.547	Leo Ye HONGLI
-	Finish	Leo Ye HONGLI	30:23.515				
<b>P6</b>	<b>12 GT3S</b>	<b>Audi Sport Asia Team Absolute Racing</b>	<b>Audi R8 LMS GT3 2019</b>				
D1: Weiron TAN	Total Stint: 12 Laps - 28:18.748 (46.62%)		Best Lap: 2:10.505 On Lap 9 @ 154.88 kph				
D2: Martin RUMP	Total Stint: 15 Laps - 32:24.776 (53.38%)		Best Lap: 2:08.782 On Lap 22 @ 156.96 kph				
STOP	IN TIME	DRIVER IN	STINT TIME	STOP TIME	TOTAL STOP TIME	OUT TIME	DRIVER OUT
1 -	16:09:49.062	Weiron TAN	26:33.066	1:45.681	1:45.681	16:11:34.743	Martin RUMP
-	Finish	Martin RUMP	32:24.776				
<b>P7</b>	<b>888 GT3PA</b>	<b>Triple Eight Race Engineering Australia</b>	<b>Mercedes-AMG GT3</b>				
D1: HH Prince Abdul Rahman IBR	Total Stint: 12 Laps - 28:41.303 (47.1%)		Best Lap: 2:13.207 On Lap 5 @ 151.74 kph				
D2: Shane VAN GISBERGEN	Total Stint: 15 Laps - 32:13.082 (52.9%)		Best Lap: 2:08.217 On Lap 26 @ 157.65 kph				
STOP	IN TIME	DRIVER IN	STINT TIME	STOP TIME	TOTAL STOP TIME	OUT TIME	DRIVER OUT
1 -	16:10:26.374	HH Prince Abdul Rahman	27:10.378	1:30.925	1:30.925	16:11:57.299	Shane VAN GISBERGEN
-	Finish	Shane VAN GISBERGE	32:13.082				
<b>P8</b>	<b>918 GT3PA</b>	<b>Panther/AAS Motorsport</b>	<b>Porsche 911 GT3 R</b>				
D1: Vutthikorn INTHRAPHUVASAK	Total Stint: 12 Laps - 28:27.280 (46.71%)		Best Lap: 2:11.525 On Lap 8 @ 153.68 kph				
D2: Alexandre IMPERATORI	Total Stint: 15 Laps - 32:27.988 (53.29%)		Best Lap: 2:08.943 On Lap 22 @ 156.76 kph				
STOP	IN TIME	DRIVER IN	STINT TIME	STOP TIME	TOTAL STOP TIME	OUT TIME	DRIVER OUT
1 -	16:10:02.660	Vutthikorn INTHRAPHUV.	26:46.665	1:40.615	1:40.615	16:11:43.275	Alexandre IMPERATORI
-	Finish	Alexandre IMPERATOR	32:27.988				
<b>P9</b>	<b>666 GT3PA</b>	<b>Vincenzo Sospiri Racing</b>	<b>Lamborghini Huracán GT3 EVO</b>				
D1: Alex AU	Total Stint: 12 Laps - 28:26.538 (46.37%)		Best Lap: 2:11.878 On Lap 5 @ 153.27 kph				
D2: Frederik SCHANDORFF	Total Stint: 15 Laps - 32:28.472 (52.94%)		Best Lap: 2:09.200 On Lap 15 @ 156.45 kph				
STOP	IN TIME	DRIVER IN	STINT TIME	STOP TIME	TOTAL STOP TIME	OUT TIME	DRIVER OUT
1 -	16:10:11.879	Alex AU	26:55.884	1:30.654	1:30.654	16:11:42.534	Frederik SCHANDORFF

Weather / Track : Bright / Dry

Korea International Circuit  
Circuit Length = 5.615 km  
Start: 15:43 Flag 16:43 End: 16:49

# Blancpain GT World Challenge Asia

## RACE 1 - PIT STOP ANALYSIS

2- 16:22:32.382 Frederik SCHANDORFF 10:49.848 25.365 1:56.019 16:22:57.748 Frederik SCHANDORFF  
 - Finish Frederik SCHANDORFF 21:38.624

<b>P10 910 GT3PA JRM</b>		<b>Porsche 911 GT3 R</b>					
D1: Anthony LIU	Total Stint: 15 Laps - 34:47.544 (56.71%)	Best Lap: 2:10.381 On Lap 9 @ 155.03 kph					
D2: Chris VAN DER DRIFT	Total Stint: 12 Laps - 25:54.900 (42.24%)	Best Lap: 2:08.693 On Lap 17 @ 157.07 kph					
STOP	IN TIME	DRIVER IN	STINT TIME	STOP TIME	TOTAL STOP TIME	OUT TIME	DRIVER OUT
1 -	16:16:42.700	Anthony LIU	33:26.704	1:20.839	1:20.839	16:18:03.540	Chris VAN DER DRIFT
2 -	16:28:52.905	Chris VAN DER DRIFT	10:49.365	38.352	1:59.191	16:29:31.257	Chris VAN DER DRIFT
-	Finish	Chris VAN DER DRIFT	15:05.535				

<b>P11 61 GT3PA ABSSA Motorsport</b>		<b>McLaren 720S GT3</b>					
D1: Piti BHIROMBHAKDI	Total Stint: 12 Laps - 28:34.384 (46.36%)	Best Lap: 2:12.451 On Lap 5 @ 152.61 kph					
D2: Keita SAWA	Total Stint: 15 Laps - 32:37.826 (52.94%)	Best Lap: 2:09.915 On Lap 15 @ 155.59 kph					
STOP	IN TIME	DRIVER IN	STINT TIME	STOP TIME	TOTAL STOP TIME	OUT TIME	DRIVER OUT
1 -	16:10:14.215	Piti BHIROMBHAKDI	26:58.219	1:36.165	1:36.165	16:11:50.380	Keita SAWA
2 -	16:24:54.105	Keita SAWA	13:03.724	25.703	2:01.868	16:25:19.809	Keita SAWA
-	Finish	Keita SAWA	19:34.101				

<b>P12 99 GT3S Craft-Bamboo Racing</b>		<b>Mercedes-AMG GT3</b>					
D1: Christina NIELSEN	Total Stint: 12 Laps - 28:59.703 (46.95%)	Best Lap: 2:12.317 On Lap 4 @ 152.76 kph					
D2: Darryl O'YOUNG	Total Stint: 15 Laps - 32:45.764 (53.05%)	Best Lap: 2:10.352 On Lap 16 @ 155.07 kph					
STOP	IN TIME	DRIVER IN	STINT TIME	STOP TIME	TOTAL STOP TIME	OUT TIME	DRIVER OUT
1 -	16:10:39.483	Christina NIELSEN	27:23.487	1:36.216	1:36.216	16:12:15.699	Darryl O'YOUNG
-	Finish	Darryl O'YOUNG	32:45.764				

<b>P13 13 GT3PA Audi Sport Asia Team Absolute Racing</b>		<b>Audi R8 LMS GT3 2019</b>					
D1: Jingzu SUN	Total Stint: 11 Laps - 26:41.890 (43.22%)	Best Lap: 2:13.382 On Lap 9 @ 151.54 kph					
D2: Congfu CHENG	Total Stint: 16 Laps - 34:39.181 (56.09%)	Best Lap: 2:09.125 On Lap 14 @ 156.54 kph					
STOP	IN TIME	DRIVER IN	STINT TIME	STOP TIME	TOTAL STOP TIME	OUT TIME	DRIVER OUT
1 -	15:52:41.212	Jingzu SUN	9:25.216	25.645	25.645	15:53:06.858	Jingzu SUN
2 -	16:08:50.090	Jingzu SUN	15:43.231	1:33.442	1:59.087	16:10:23.532	Congfu CHENG
-	Finish	Congfu CHENG	34:39.181				

<b>P14 51 GT3AM AMAC Motorsport</b>		<b>Lamborghini Huracan GT3 EVO</b>					
D1: Andrew MACPHERSON	Total Stint: 11 Laps - 27:04.821 (43.26%)	Best Lap: 2:15.336 On Lap 9 @ 149.36 kph					
D2: William Ben PORTER	Total Stint: 16 Laps - 35:30.735 (56.74%)	Best Lap: 2:12.320 On Lap 16 @ 152.76 kph					
STOP	IN TIME	DRIVER IN	STINT TIME	STOP TIME	TOTAL STOP TIME	OUT TIME	DRIVER OUT
1 -	16:08:48.745	Andrew MACPHERSON	25:32.750	1:32.071	1:32.071	16:10:20.817	William Ben PORTER
-	Finish	William Ben PORTER	35:30.735				

<b>P15 128 GT3AM Vattana Motorsport</b>		<b>Lamborghini Huracan GT3 EVO</b>					
D1: Chonsawat ASAVAHAAME	Total Stint: 11 Laps - 27:26.823 (44.7%)	Best Lap: 2:15.985 On Lap 8 @ 148.64 kph					
D2: Akihiro ASAI	Total Stint: 15 Laps - 33:31.341 (54.6%)	Best Lap: 2:12.223 On Lap 20 @ 152.87 kph					
STOP	IN TIME	DRIVER IN	STINT TIME	STOP TIME	TOTAL STOP TIME	OUT TIME	DRIVER OUT
1 -	15:52:52.689	Chonsawat ASAVAHAAME	9:36.693	25.683	25.683	15:53:18.372	Chonsawat ASAVAHAAME
2 -	16:09:23.468	Chonsawat ASAVAHAAME	16:05.095	1:45.035	2:10.718	16:11:08.503	Akihiro ASAI
-	Finish	Akihiro ASAI	33:31.341				

<b>P16 55 GT3PA Craft-Bamboo Racing</b>		<b>Mercedes-AMG GT3</b>					
D1: Daniel AU	Total Stint: 11 Laps - 28:52.670 (46.88%)	Best Lap: 2:23.572 On Lap 7 @ 140.79 kph					
D2: Melvin MOH	Total Stint: 15 Laps - 32:43.084 (53.12%)	Best Lap: 2:09.624 On Lap 15 @ 155.94 kph					
STOP	IN TIME	DRIVER IN	STINT TIME	STOP TIME	TOTAL STOP TIME	OUT TIME	DRIVER OUT
1 -	16:10:37.550	Daniel AU	27:21.554	1:31.115	1:31.115	16:12:08.666	Melvin MOH
-	Finish	Melvin MOH	32:43.084				

<b>P17 77 GT4AM Craft-Bamboo Racing</b>		<b>Mercedes-AMG GT4</b>					
D1: Frank YU	Total Stint: 11 Laps - 28:40.600 (45.67%)	Best Lap: 2:24.109 On Lap 4 @ 140.26 kph					
D2: Richard WEE	Total Stint: 14 Laps - 34:07.068 (54.33%)	Best Lap: 2:24.331 On Lap 22 @ 140.05 kph					
STOP	IN TIME	DRIVER IN	STINT TIME	STOP TIME	TOTAL STOP TIME	OUT TIME	DRIVER OUT



# Blancpain GT World Challenge Asia

## RACE 1 - PIT STOP ANALYSIS

1 - 16:10:18.802 Frank YU 27:02.806 1:37.794 1:37.794 16:11:56.596 Richard WEE  
 - Finish Richard WEE 34:07.068

<b>P18</b>	<b>111</b>	<b>GT4AM</b>	<b>Team iRace.Win</b>					<b>Mercedes-AMG GT4</b>
D1: Ringo CHONG	Total Stint: 11 Laps - 28:51.959 (45.92%)			Best Lap: 2:24.490 On Lap 7 @ 139.89 kph				
D2: Setiawan SANTOSO	Total Stint: 14 Laps - 33:59.961 (54.08%)			Best Lap: 2:24.208 On Lap 15 @ 140.17 kph				
STOP	IN TIME	DRIVER IN	STINT TIME	STOP TIME	TOTAL STOP TIME	OUT TIME	DRIVER OUT	
1 -	16:10:30.237	Ringo CHONG	27:14.241	1:37.718	1:37.718	16:12:07.955	Setiawan SANTOSO	
-	Finish	Setiawan SANTOSO	33:59.961					

<b>P19</b>	<b>199</b>	<b>GT4AM</b>	<b>Team iRace.Win</b>					<b>Mercedes-AMG GT4</b>
D1: Keo CHANG	Total Stint: 13 Laps - 33:40.067 (55.38%)			Best Lap: 2:24.910 On Lap 8 @ 139.49 kph				
D2: Joe CHI	Total Stint: 11 Laps - 27:07.399 (44.62%)			Best Lap: 2:24.913 On Lap 16 @ 139.49 kph				
STOP	IN TIME	DRIVER IN	STINT TIME	STOP TIME	TOTAL STOP TIME	OUT TIME	DRIVER OUT	
1 -	16:15:13.088	Keo CHANG	31:57.092	1:42.975	1:42.975	16:16:56.063	Joe CHI	
-	Finish	Joe CHI	27:07.399					

<b>P20</b>	<b>81</b>	<b>GT4AM</b>	<b>BMW Team Studie</b>					<b>BMW M4 GT4</b>
D1: Sunako JUKUCHOU	Total Stint: 12 Laps - 31:14.492 (51.38%)			Best Lap: 2:24.425 On Lap 6 @ 139.96 kph				
D2: Takayuki KINOSHITA	Total Stint: 12 Laps - 29:08.635 (47.93%)			Best Lap: 2:24.646 On Lap 14 @ 139.74 kph				
STOP	IN TIME	DRIVER IN	STINT TIME	STOP TIME	TOTAL STOP TIME	OUT TIME	DRIVER OUT	
1 -	16:00:33.022	Sunako JUKUCHOU	17:17.026	25.451	25.451	16:00:58.474	Sunako JUKUCHOU	
2 -	16:13:08.924	Sunako JUKUCHOU	12:10.450	1:47.015	2:12.466	16:14:55.939	Takayuki KINOSHITA	
-	Finish	Takayuki KINOSHITA	29:08.635					

<b>P21</b>	<b>11</b>	<b>GT4AM</b>	<b>GTO Racing with TTR</b>					<b>Mercedes-AMG GT4</b>
D1: Brian LEE	Total Stint: 13 Laps - 33:26.215 (54.66%)			Best Lap: 2:24.391 On Lap 4 @ 139.99 kph				
D2: Tony FONG	Total Stint: 11 Laps - 27:44.390 (45.34%)			Best Lap: 2:26.528 On Lap 21 @ 137.95 kph				
STOP	IN TIME	DRIVER IN	STINT TIME	STOP TIME	TOTAL STOP TIME	OUT TIME	DRIVER OUT	
1 -	16:15:11.268	Brian LEE	31:55.273	1:30.942	1:30.942	16:16:42.211	Tony FONG	
-	Finish	Tony FONG	27:44.390					

<b>P22</b>	<b>75</b>	<b>GT3PA</b>	<b>T2 Motorsports</b>					<b>Ferrari 488 GT3</b>
D1: David TJIPTOBIANTORO	Total Stint: 13 Laps - 31:09.881 (72.87%)			Best Lap: 2:13.310 On Lap 10 @ 151.63 kph				
D2: Rio HARYANTO	Total Stint: 5 Laps - 11:36.314 (27.13%)			Best Lap: 2:09.653 On Lap 16 @ 155.90 kph				
STOP	IN TIME	DRIVER IN	STINT TIME	STOP TIME	TOTAL STOP TIME	OUT TIME	DRIVER OUT	
1 -	16:12:53.110	David TJIPTOBIANTORC	29:37.114	1:32.766	1:32.766	16:14:25.877	Rio HARYANTO	
2 -	16:26:02.191	Rio HARYANTO						

<b>P23</b>	<b>88</b>	<b>GT3PA</b>	<b>Craft-Bamboo Racing</b>					<b>Mercedes-AMG GT3</b>
D1: Jeffrey LEE	Total Stint: 11 Laps - 25:43.827 (100%)			Best Lap: 2:17.005 On Lap 5 @ 147.54 kph				
D2: Maximilian GOETZ	Total Stint: 0 Laps							
STOP	IN TIME	DRIVER IN	STINT TIME	STOP TIME	TOTAL STOP TIME	OUT TIME	DRIVER OUT	
1 -	16:08:59.823	Jeffrey LEE						

# Blancpain GT World Challenge Asia

## RACE 1 - STATISTICS

<b>Competitors Started</b>	23
<b>Planned Start</b>	2019-08-03 @ 15:40:00.000
<b>Actual Start</b>	2019-08-03 @ 15:43:15.995
<b>Finish Time</b>	2019-08-03 @ 16:43:42.791
<b>Track Length</b>	5.615km
<b>Total Laps</b>	581
<b>Total Distance Covered</b>	3262.315km

### Session Fastest Lap History

NO	CL	NAME	LAP TIME	TIME OF DAY	LAP	VEHICLE
911	GT3S	<b>Absolute Racing</b> <i>T. SATHIENTHIRAKUL</i>	<b>2:20.486</b>	15:45:36.482	1	Porsche 911 GT3 R
911	GT3S	<b>Absolute Racing</b> <i>T. SATHIENTHIRAKUL</i>	<b>2:11.188</b>	15:47:47.670	2	Porsche 911 GT3 R
27	GT3S	<b>HubAuto Corsa</b> <i>Y. SAKAMOTO</i>	<b>2:11.041</b>	15:49:59.637	3	Ferrari 488 GT3
911	GT3S	<b>Absolute Racing</b> <i>T. SATHIENTHIRAKUL</i>	<b>2:11.020</b>	15:52:09.924	4	Porsche 911 GT3 R
27	GT3S	<b>HubAuto Corsa</b> <i>Y. SAKAMOTO</i>	<b>2:10.937</b>	15:52:10.574	4	Ferrari 488 GT3
911	GT3S	<b>Absolute Racing</b> <i>T. SATHIENTHIRAKUL</i>	<b>2:10.902</b>	15:54:20.827	5	Porsche 911 GT3 R
27	GT3S	<b>HubAuto Corsa</b> <i>Y. SAKAMOTO</i>	<b>2:10.811</b>	15:54:21.385	5	Ferrari 488 GT3
97	GT3S	<b>Solite Indigo Racing</b> <i>R. BRUINS</i>	<b>2:10.803</b>	15:54:21.803	5	Mercedes-AMG GT3
910	GT3PA	<b>JRM</b> <i>A. LIU</i>	<b>2:10.710</b>	15:54:43.773	5	Porsche 911 GT3 R
12	GT3S	<b>Audi Sport Asia Team Absolute Racing</b> <i>W. TAN</i>	<b>2:10.658</b>	15:58:49.712	7	Audi R8 LMS GT3 2019
910	GT3PA	<b>JRM</b> <i>A. LIU</i>	<b>2:10.621</b>	16:01:17.567	8	Porsche 911 GT3 R
12	GT3S	<b>Audi Sport Asia Team Absolute Racing</b> <i>W. TAN</i>	<b>2:10.505</b>	16:03:11.663	9	Audi R8 LMS GT3 2019
910	GT3PA	<b>JRM</b> <i>A. LIU</i>	<b>2:10.381</b>	16:03:27.949	9	Porsche 911 GT3 R
13	GT3PA	<b>Audi Sport Asia Team Absolute Racing</b> <i>C. CHENG</i>	<b>2:09.978</b>	16:14:43.540	13	Audi R8 LMS GT3 2019
12	GT3S	<b>Audi Sport Asia Team Absolute Racing</b> <i>M. RUMP</i>	<b>2:09.779</b>	16:15:53.305	14	Audi R8 LMS GT3 2019
666	GT3PA	<b>Vincenzo Sospiri Racing</b> <i>F. SCHANDORFF</i>	<b>2:09.342</b>	16:16:00.964	14	Lamborghini Huracán GT3
13	GT3PA	<b>Audi Sport Asia Team Absolute Racing</b> <i>C. CHENG</i>	<b>2:09.125</b>	16:16:52.666	14	Audi R8 LMS GT3 2019
888	GT3PA	<b>Triple Eight Race Engineering Australia</b> <i>S. VAN GISBERGEN</i>	<b>2:08.643</b>	16:18:26.543	15	Mercedes-AMG GT3
888	GT3PA	<b>Triple Eight Race Engineering Australia</b> <i>S. VAN GISBERGEN</i>	<b>2:08.466</b>	16:20:35.010	16	Mercedes-AMG GT3
888	GT3PA	<b>Triple Eight Race Engineering Australia</b> <i>S. VAN GISBERGEN</i>	<b>2:08.408</b>	16:31:18.792	21	Mercedes-AMG GT3
888	GT3PA	<b>Triple Eight Race Engineering Australia</b> <i>S. VAN GISBERGEN</i>	<b>2:08.391</b>	16:35:35.719	23	Mercedes-AMG GT3
888	GT3PA	<b>Triple Eight Race Engineering Australia</b> <i>S. VAN GISBERGEN</i>	<b>2:08.335</b>	16:37:44.055	24	Mercedes-AMG GT3
888	GT3PA	<b>Triple Eight Race Engineering Australia</b> <i>S. VAN GISBERGEN</i>	<b>2:08.217</b>	16:42:00.818	26	Mercedes-AMG GT3

Weather / Track : Bright / Dry

These results are provisional until the conclusion of any judicial and technical matters.

Korea International Circuit  
Circuit Length = 5.615 km  
Start: 15:43 Flag 16:43 End: 16:49

Race Director : Ravin	Stewards :	Timekeeper :
-----------------------	------------	--------------

# Blancpain GT World Challenge Asia

## RACE 1 - STATISTICS

### Session Leader History

NO	CL	NAME	FROM LAP	LAPS LED	DISTANCE	VEHICLE
911	GT3S	<b>Absolute Racing</b> <i>T. SATHIENTHIRAKUL</i>	1	13	72.99 km	Porsche 911 GT3 R
97	GT3S	<b>Solite Indigo Racing</b> <i>R. BRUINS</i>	14	2	11.23 km	Mercedes-AMG GT3
911	GT3S	<b>Absolute Racing</b> <i>P. HAMPRECHT</i>	16	3	16.84 km	Porsche 911 GT3 R
97	GT3S	<b>Solite Indigo Racing</b> <i>M. METZGER</i>	19	9	50.53 km	Mercedes-AMG GT3

### Flag History

TYPE	TIME OF DAY
GREEN	15:43:15.995
FINISH	16:43:42.791

### Flag Statistics

TYPE	COUNT	TOTAL LAPS	TOTAL TIME
Green	1	27	1:06:12.676
Red	0	0	0.000
Safety Car	0	0	0.000
FCY	0	0	0.000

Weather / Track : Bright / Dry

These results are provisional until the conclusion of any judicial and technical matters.

Korea International Circuit

Circuit Length = 5.615 km

Start: 15:43 Flag 16:43 End: 16:49

Race Director : Ravin	Stewards :	Timekeeper :
-----------------------	------------	--------------

# Blancpain GT World Challenge Asia

## RACE 1 - STATISTICS

CLASS : GT3S

7 Starters

### Fastest Lap History

NO	NAME	LAP TIME	TIME OF DAY	LAP	VEHICLE
911	<b>Absolute Racing</b> <i>T. SATHIENTHIRAKUL</i>	<b>2:20.486</b>	15:45:36.482	1	Porsche 911 GT3 R
911	<b>Absolute Racing</b> <i>T. SATHIENTHIRAKUL</i>	<b>2:11.188</b>	15:47:47.670	2	Porsche 911 GT3 R
27	<b>HubAuto Corsa</b> <i>Y. SAKAMOTO</i>	<b>2:11.041</b>	15:49:59.637	3	Ferrari 488 GT3
911	<b>Absolute Racing</b> <i>T. SATHIENTHIRAKUL</i>	<b>2:11.020</b>	15:52:09.924	4	Porsche 911 GT3 R
27	<b>HubAuto Corsa</b> <i>Y. SAKAMOTO</i>	<b>2:10.937</b>	15:52:10.574	4	Ferrari 488 GT3
911	<b>Absolute Racing</b> <i>T. SATHIENTHIRAKUL</i>	<b>2:10.902</b>	15:54:20.827	5	Porsche 911 GT3 R
27	<b>HubAuto Corsa</b> <i>Y. SAKAMOTO</i>	<b>2:10.811</b>	15:54:21.385	5	Ferrari 488 GT3
97	<b>Solite Indigo Racing</b> <i>R. BRUJINS</i>	<b>2:10.803</b>	15:54:21.803	5	Mercedes-AMG GT3
12	<b>Audi Sport Asia Team Absolute Racing</b> <i>W. TAN</i>	<b>2:10.658</b>	15:58:49.712	7	Audi R8 LMS GT3 2019
12	<b>Audi Sport Asia Team Absolute Racing</b> <i>W. TAN</i>	<b>2:10.505</b>	16:03:11.663	9	Audi R8 LMS GT3 2019
12	<b>Audi Sport Asia Team Absolute Racing</b> <i>M. RUMP</i>	<b>2:09.779</b>	16:15:53.305	14	Audi R8 LMS GT3 2019
12	<b>Audi Sport Asia Team Absolute Racing</b> <i>M. RUMP</i>	<b>2:09.655</b>	16:18:02.961	15	Audi R8 LMS GT3 2019
12	<b>Audi Sport Asia Team Absolute Racing</b> <i>M. RUMP</i>	<b>2:09.566</b>	16:20:12.527	16	Audi R8 LMS GT3 2019
97	<b>Solite Indigo Racing</b> <i>M. METZGER</i>	<b>2:09.298</b>	16:22:08.884	17	Mercedes-AMG GT3
27	<b>HubAuto Corsa</b> <i>M. GOMES</i>	<b>2:08.939</b>	16:22:11.233	17	Ferrari 488 GT3
27	<b>HubAuto Corsa</b> <i>M. GOMES</i>	<b>2:08.866</b>	16:24:20.100	18	Ferrari 488 GT3
12	<b>Audi Sport Asia Team Absolute Racing</b> <i>M. RUMP</i>	<b>2:08.782</b>	16:33:11.655	22	Audi R8 LMS GT3 2019

### Leader History

NO	NAME	FROM LAP	LAPS LED	DISTANCE	VEHICLE
911	<b>Absolute Racing</b> <i>T. SATHIENTHIRAKUL</i>	1	13	72.99 km	Porsche 911 GT3 R
97	<b>Solite Indigo Racing</b> <i>R. BRUJINS</i>	14	2	11.23 km	Mercedes-AMG GT3
911	<b>Absolute Racing</b> <i>P. HAMPRECHT</i>	16	3	16.84 km	Porsche 911 GT3 R
97	<b>Solite Indigo Racing</b> <i>M. METZGER</i>	19	9	50.53 km	Mercedes-AMG GT3

Weather / Track : Bright / Dry

These results are provisional until the conclusion of any judicial and technical matters.

Korea International Circuit

Circuit Length = 5.615 km

Start: 15:43 Flag 16:43 End: 16:49

Race Director : Ravin	Stewards :	Timekeeper :
-----------------------	------------	--------------

# Blancpain GT World Challenge Asia

## RACE 1 - STATISTICS

CLASS : GT3PA

9 Starters

### Fastest Lap History

NO	NAME	LAP TIME	TIME OF DAY	LAP	VEHICLE
918	<b>Panther/AAS Motorsport</b> <i>V. INTHRAPHUVASAK</i>	<b>2:23.759</b>	15:45:39.755	1	Porsche 911 GT3 R
918	<b>Panther/AAS Motorsport</b> <i>V. INTHRAPHUVASAK</i>	<b>2:14.230</b>	15:47:53.985	2	Porsche 911 GT3 R
61	<b>ABSSA Motorsport</b> <i>P. BHIROMBHAKDI</i>	<b>2:12.768</b>	15:47:55.330	2	McLaren 720S GT3
918	<b>Panther/AAS Motorsport</b> <i>V. INTHRAPHUVASAK</i>	<b>2:12.004</b>	15:50:05.989	3	Porsche 911 GT3 R
910	<b>JRM</b> <i>A. LIU</i>	<b>2:11.215</b>	15:52:33.063	4	Porsche 911 GT3 R
910	<b>JRM</b> <i>A. LIU</i>	<b>2:10.710</b>	15:54:43.773	5	Porsche 911 GT3 R
910	<b>JRM</b> <i>A. LIU</i>	<b>2:10.621</b>	16:01:17.567	8	Porsche 911 GT3 R
910	<b>JRM</b> <i>A. LIU</i>	<b>2:10.381</b>	16:03:27.949	9	Porsche 911 GT3 R
13	<b>Audi Sport Asia Team Absolute Racing</b> <i>C. CHENG</i>	<b>2:09.978</b>	16:14:43.540	13	Audi R8 LMS GT3 2019
666	<b>Vincenzo Sospiri Racing</b> <i>F. SCHANDORFF</i>	<b>2:09.342</b>	16:16:00.964	14	Lamborghini Huracán GT3 EVO
13	<b>Audi Sport Asia Team Absolute Racing</b> <i>C. CHENG</i>	<b>2:09.125</b>	16:16:52.666	14	Audi R8 LMS GT3 2019
888	<b>Triple Eight Race Engineering Australia</b> <i>S. VAN GISBERGEN</i>	<b>2:08.643</b>	16:18:26.543	15	Mercedes-AMG GT3
888	<b>Triple Eight Race Engineering Australia</b> <i>S. VAN GISBERGEN</i>	<b>2:08.466</b>	16:20:35.010	16	Mercedes-AMG GT3
888	<b>Triple Eight Race Engineering Australia</b> <i>S. VAN GISBERGEN</i>	<b>2:08.408</b>	16:31:18.792	21	Mercedes-AMG GT3
888	<b>Triple Eight Race Engineering Australia</b> <i>S. VAN GISBERGEN</i>	<b>2:08.391</b>	16:35:35.719	23	Mercedes-AMG GT3
888	<b>Triple Eight Race Engineering Australia</b> <i>S. VAN GISBERGEN</i>	<b>2:08.335</b>	16:37:44.055	24	Mercedes-AMG GT3
888	<b>Triple Eight Race Engineering Australia</b> <i>S. VAN GISBERGEN</i>	<b>2:08.217</b>	16:42:00.818	26	Mercedes-AMG GT3

### Leader History

NO	NAME	FROM LAP	LAPS LED	DISTANCE	VEHICLE
918	<b>Panther/AAS Motorsport</b> <i>V. INTHRAPHUVASAK</i>	1	12	67.38 km	Porsche 911 GT3 R
910	<b>JRM</b> <i>A. LIU</i>	13	3	16.84 km	Porsche 911 GT3 R
910	<b>JRM</b> <i>C. VAN DER DRIFT</i>	16	5	28.07 km	Porsche 911 GT3 R
918	<b>Panther/AAS Motorsport</b> <i>A. IMPERATORI</i>	21	6	33.69 km	Porsche 911 GT3 R
888	<b>Triple Eight Race Engineering Australia</b> <i>S. VAN GISBERGEN</i>	27	1	5.61 km	Mercedes-AMG GT3

Weather / Track : Bright / Dry

These results are provisional until the conclusion of any judicial and technical matters.

Korea International Circuit

Circuit Length = 5.615 km

Start: 15:43 Flag 16:43 End: 16:49

Race Director : Ravin	Stewards :	Timekeeper :
-----------------------	------------	--------------

# Blancpain GT World Challenge Asia

## RACE 1 - STATISTICS

CLASS : GT3AM

2 Starters

### Fastest Lap History

NO	NAME	LAP TIME	TIME OF DAY	LAP	VEHICLE
128	<b>Vattana Motorsport</b> <i>C. ASAVAHAME</i>	<b>2:28.188</b>	15:45:44.184	1	Lamborghini Huracan GT3 EVO
128	<b>Vattana Motorsport</b> <i>C. ASAVAHAME</i>	<b>2:16.905</b>	15:48:01.090	2	Lamborghini Huracan GT3 EVO
128	<b>Vattana Motorsport</b> <i>C. ASAVAHAME</i>	<b>2:16.479</b>	16:00:08.596	7	Lamborghini Huracan GT3 EVO
128	<b>Vattana Motorsport</b> <i>C. ASAVAHAME</i>	<b>2:15.985</b>	16:02:24.582	8	Lamborghini Huracan GT3 EVO
51	<b>AMAC Motorsport</b> <i>A. MACPHERSON</i>	<b>2:15.336</b>	16:04:11.124	9	Lamborghini Huracan GT3 EVO
51	<b>AMAC Motorsport</b> <i>W. PORTER</i>	<b>2:12.543</b>	16:14:46.011	13	Lamborghini Huracan GT3 EVO
51	<b>AMAC Motorsport</b> <i>W. PORTER</i>	<b>2:12.383</b>	16:16:58.394	14	Lamborghini Huracan GT3 EVO
51	<b>AMAC Motorsport</b> <i>W. PORTER</i>	<b>2:12.320</b>	16:21:24.374	16	Lamborghini Huracan GT3 EVO
128	<b>Vattana Motorsport</b> <i>A. ASAI</i>	<b>2:12.223</b>	16:31:15.556	20	Lamborghini Huracan GT3 EVO

### Leader History

NO	NAME	FROM LAP	LAPS LED	DISTANCE	VEHICLE
128	<b>Vattana Motorsport</b> <i>C. ASAVAHAME</i>	1	3	16.84 km	Lamborghini Huracan GT3 EVO
51	<b>AMAC Motorsport</b> <i>A. MACPHERSON</i>	4	8	44.92 km	Lamborghini Huracan GT3 EVO
51	<b>AMAC Motorsport</b> <i>W. PORTER</i>	12	16	89.84 km	Lamborghini Huracan GT3 EVO

Weather / Track : Bright / Dry

These results are provisional until the conclusion of any judicial and technical matters.

Korea International Circuit

Circuit Length = 5.615 km

Start: 15:43 Flag 16:43 End: 16:49

Race Director : Ravin	Stewards :	Timekeeper :
-----------------------	------------	--------------

# Blancpain GT World Challenge Asia

## RACE 1 - STATISTICS

CLASS : GT4AM

5 Starters

### Fastest Lap History

NO	NAME	LAP TIME	TIME OF DAY	LAP	VEHICLE
81	<b>BMW Team Studie</b> <i>S. JUKUCHOU</i>	<b>2:38.259</b>	15:45:54.255	1	BMW M4 GT4
81	<b>BMW Team Studie</b> <i>S. JUKUCHOU</i>	<b>2:26.810</b>	15:48:21.065	2	BMW M4 GT4
111	<b>Team iRace.Win</b> <i>R. CHONG</i>	<b>2:26.307</b>	15:48:23.742	2	Mercedes-AMG GT4
81	<b>BMW Team Studie</b> <i>S. JUKUCHOU</i>	<b>2:26.213</b>	15:50:47.279	3	BMW M4 GT4
81	<b>BMW Team Studie</b> <i>S. JUKUCHOU</i>	<b>2:24.540</b>	15:53:11.819	4	BMW M4 GT4
77	<b>Craft-Bamboo Racing</b> <i>F. YU</i>	<b>2:24.109</b>	15:53:12.409	4	Mercedes-AMG GT4

### Leader History

NO	NAME	FROM LAP	LAPS LED	DISTANCE	VEHICLE
81	<b>BMW Team Studie</b> <i>S. JUKUCHOU</i>	1	6	33.69 km	BMW M4 GT4
77	<b>Craft-Bamboo Racing</b> <i>F. YU</i>	7	4	22.46 km	Mercedes-AMG GT4
11	<b>GTO Racing with TTR</b> <i>B. LEE</i>	11	3	16.84 km	Mercedes-AMG GT4
11	<b>GTO Racing with TTR</b> <i>T. FONG</i>	14	2	11.23 km	Mercedes-AMG GT4
77	<b>Craft-Bamboo Racing</b> <i>R. WEE</i>	16	10	56.15 km	Mercedes-AMG GT4

Weather / Track : Bright / Dry

These results are provisional until the conclusion of any judicial and technical matters.

Korea International Circuit

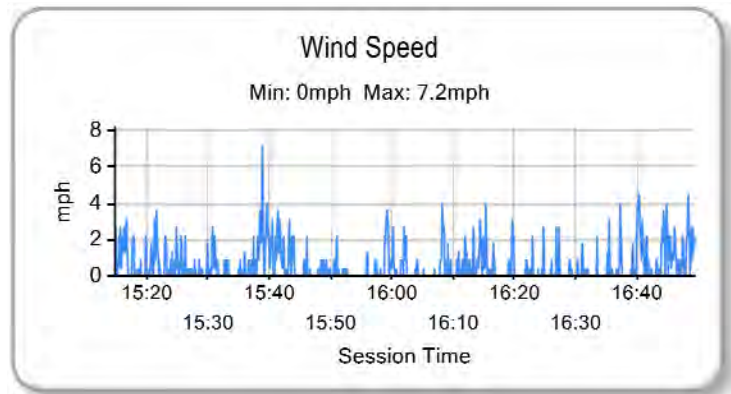
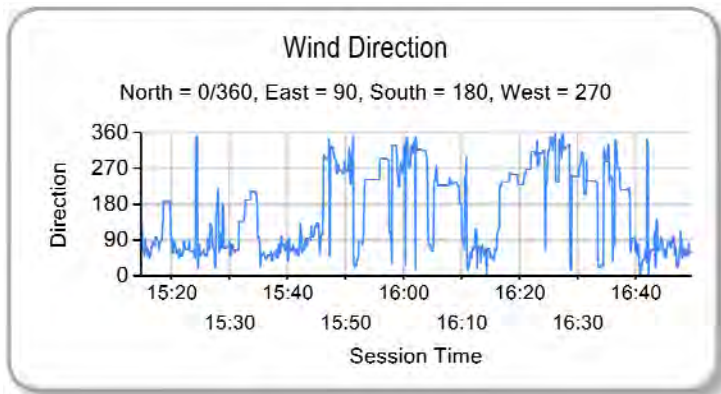
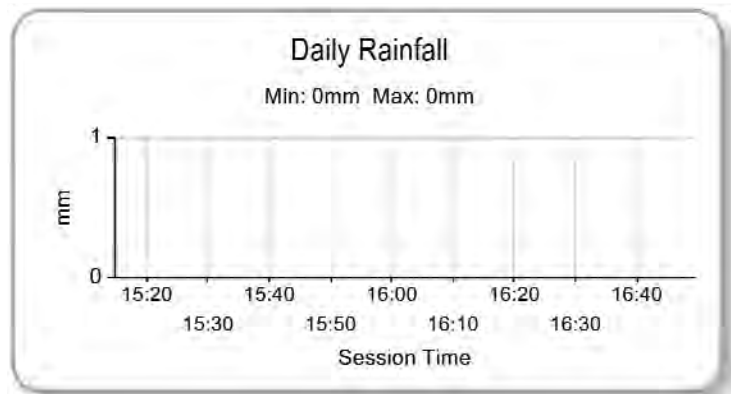
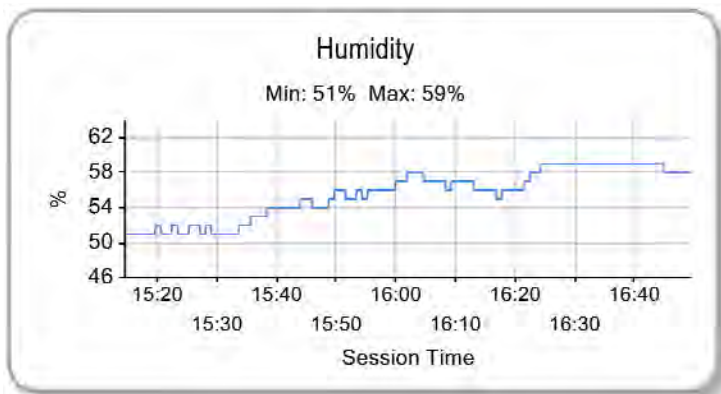
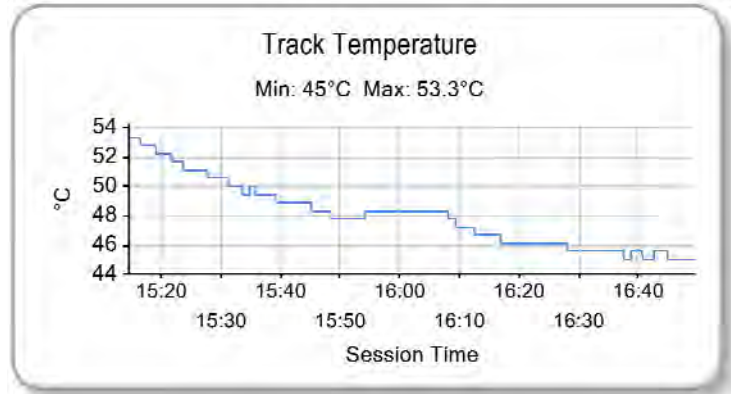
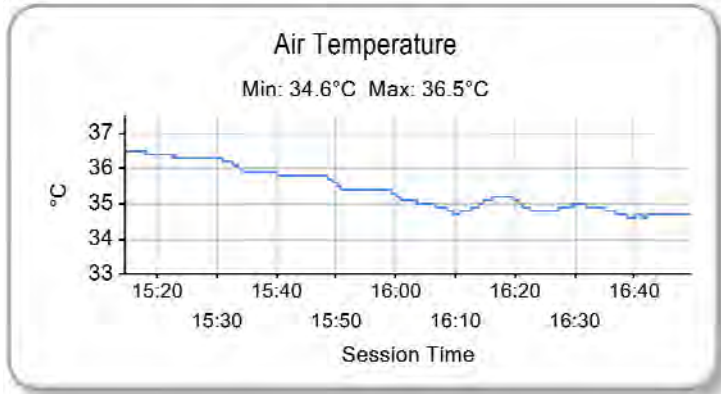
Circuit Length = 5.615 km

Start: 15:43 Flag 16:43 End: 16:49

Race Director : Ravin	Stewards :	Timekeeper :
-----------------------	------------	--------------

# Blancpain GT World Challenge Asia

## RACE 1 - WEATHER CONDITIONS



Weather / Track : Bright / Dry

Results can be found at [www.tsl-timing.com](http://www.tsl-timing.com)

Korea International Circuit  
 Circuit Length = 5.615 km  
 Start: 15:43 Flag 16:43 End: 16:49

Printed - 16:57 Saturday, 03 August 2019



## Blancpain GT World Challenge Asia

### RACE 2 - GRID (60 minutes) - FINAL

ROW 12						23	<i>Tony FONG</i> 2:26.174				
ROW 11						22	<i>Joe CHI</i> 2:24.937				
ROW 10						21	<i>Richard WEE</i> 2:23.870				
ROW 10						20	<i>Takayuki KINOSHITA</i> 2:23.203				
ROW 10						19	<i>Setiawan SANTOSO</i> 2:22.771				
ROW 10						18	<i>Rio HARYANTO</i> 2:11.552				
ROW 9						18	<i>Rio HARYANTO</i> 2:11.552				
ROW 9						17	<i>Akihiro ASAI</i> 2:11.070				
ROW 9						17	<i>Vattana Motorsport</i>				
ROW 8						16	<i>William Ben PORTER</i> 2:10.167				
ROW 8						15	<i>Rahel FREY</i> 2:09.545				
ROW 8						15	<i>Audi Sport Asia Team TSRT</i>				
ROW 7						14	<i>Keita SAWA</i> 2:09.180				
ROW 7						13	<i>Darryl O'YOUNG</i> 2:09.029				
ROW 7						13	<i>Craft-Bamboo Racing</i>				
ROW 6						12	<i>Melvin MOH</i> 2:08.764				
ROW 6						11	<i>Philip HAMPRECHT</i> 2:08.309				
ROW 6						11	<i>Absolute Racing</i>				
ROW 5						10	<i>Martin RUMP</i> 2:08.197				
ROW 5						9	<i>Chris VAN DER DRIFT</i> 2:08.188				
ROW 5						9	<i>JRM</i>				
ROW 4						8	<i>Marcos GOMES</i> 2:08.139				
ROW 4						7	<i>Frederik SCHANDORFF</i> 2:08.114				
ROW 4						7	<i>Vincenzo Sospiri Racing</i>				
ROW 3						6	<i>Maximilian GOETZ</i> 2:07.442				
ROW 3						5	<i>Congfu CHENG</i> 2:08.112				
ROW 3						5	<i>Audi Sport Asia Team Absolute Racing</i>				
ROW 2						4	<i>Leo Ye HONGLI</i> 2:08.089				
ROW 2						3	<i>Manuel METZGER</i> 2:08.016				
ROW 2						3	<i>Solite Indigo Racing</i>				
ROW 1						2	<i>Alexandre IMPERATORI</i> 2:07.868				
ROW 1						1	<i>Shane VAN GISBERGEN</i> 2:07.729				
ROW 1						1	<i>Triple Eight Race Engineering Australia</i>				
							<b>Pole</b>				

\* Stewards decision 15, Car 88 - 5 place grid penalty for causing an avoidable collision in previous race

Korea International Circuit  
Circuit Length = 5.615 km

Race Director : Ravin	Stewards : Chief	Series	International	Timekeeper :
-----------------------	------------------	--------	---------------	--------------

Results can be found at [www.tsl-timing.com](http://www.tsl-timing.com)

Printed - 19:38 Saturday, 03 August 2019

## Blancpain GT World Challenge Asia

### RACE 2 - CLASSIFICATION - FINAL

POS	NO	CL	PIC	TEAM / DRIVERS	CAR	LAPS	TIME	GAP	DIFF	KPH	BEST	ON
1	918	GT3PA	1	Panther/AAS Motorsport (CHN) Vutthikorn INTHRAPHUVASAK (THA) / Alexandre IMPERATORI (CHE)	Porsche 911 GT3 R	27	1:00:29.179			150.38	2:09.387	4
2	910	GT3PA	2	JRM (CHN) Anthony LIU (CHN) / Chris VAN DER DRIFT (NZL)	Porsche 911 GT3 R	27	1:00:30.398	1.218	1.218	150.33	2:09.710	7
3	912	GT3S	1	Absolute Racing (CHN) Yuan BO (CHN) / Leo Ye HONGLI (CHN)	Porsche 911 GT3 R	27	1:00:35.207	6.027	4.809	150.13	2:09.672	7
4	97	GT3S	2	Solite Indigo Racing (KOR) Roelof BRUINS (KOR) / Manuel METZGER (DEU)	Mercedes-AMG GT3	27	1:00:38.076	8.896	2.869	150.01	2:09.469	21
5	888	GT3PA	3	Triple Eight Race Engineering Australia (AUS) HH Prince Abdul Rahman IBRAHIM (MYS) / Shane VAN GISBERGEN	Mercedes-AMG GT3	27	1:00:42.678	13.498	4.602	149.82	2:08.482	6
6	27	GT3S	3	HubAuto Corsa (TPE) Yuya SAKAMOTO (JPN) / Marcos GOMES (BRA)	Ferrari 488 GT3	27	1:00:42.938	13.758	0.260	149.81	2:09.126	14
7	999	GT3S	4	Audi Sport Asia Team TSRT (CHN) Weiran CHEN (CHN) / Rahel FREY (CHE)	Audi R8 LMS GT3 2019	27	1:00:46.406	17.226	3.468	149.67	2:09.939	14
8	911	GT3S	5	Absolute Racing (CHN) Tanart SATHIENTHIRAKUL (THA) / Philip HAMPRECHT (DEU)	Porsche 911 GT3 R	27	1:00:48.027	18.847	1.620	149.60	2:09.272	15
9	12	GT3S	6	Audi Sport Asia Team Absolute Racing (CHN) Weiron TAN (MYS) / Martin RUMP (EST)	Audi R8 LMS GT3 2019	27	1:00:48.366	19.186	0.339	149.59	2:08.775	14
10	61	GT3PA	4	ABSSA Motorsport (JPN) Pili BHIROMBHAKDI (THA) / Keita SAWA (JPN)	McLaren 720S GT3	27	1:00:57.538	28.358	9.171	149.22	2:10.579	13
11	99	GT3S	7	Craft-Bamboo Racing (HKG) Christina NIELSEN (DNK) / Darryl O'YOUNG (HKG)	Mercedes-AMG GT3	27	1:01:08.099	38.919	10.561	148.79	2:10.474	7
12	88	GT3PA	5	Craft-Bamboo Racing (HKG) Jeffrey LEE (TPE) / Maximilian GOETZ (DEU)	Mercedes-AMG GT3	27	1:01:51.996	1:22.816	43.896	147.03	2:09.394	6
13	75	GT3PA	6	T2 Motorsports (SGP) David TJIPTOBIANTORO (IDN) / Rio HARYANTO (IDN)	Ferrari 488 GT3	27	1:01:54.026	1:24.846	2.030	146.95	2:10.751	4
14	13	GT3PA	7	Audi Sport Asia Team Absolute Racing (CHN) Jingzu SUN (CHN) / Congfu CHENG (CHN)	Audi R8 LMS GT3 2019	27	1:01:55.144	1:25.964	1.117	146.90	2:09.296	7
15	51	GT3AM	1	AMAC Motorsport (AUS) Andrew MACPHERSON (AUS) / William Ben PORTER (AUS)	Lamborghini Huracan GT3 EVO	27	1:02:23.909	1:54.730	28.765	145.77	2:11.513	4
16	128	GT3AM	2	Vattana Motorsport (THA) Chonsawat ASAVAHAME (THA) / Akihiro ASAI (JPN)	Lamborghini Huracan GT3 EVO	26	1:01:43.030	1 Lap	1 Lap	141.92	2:11.946	9
17	55	GT3PA	8	Craft-Bamboo Racing (HKG) Daniel AU (SGP) / Melvin MOH (MYS)	Mercedes-AMG GT3	26	1:02:25.210	1 Lap	42.180	140.32	2:10.333	8
18	81	GT4AM	1	BMW Team Studie (JPN) Sunako JUKUCHOU (JPN) / Takayuki KINOSHITA (JPN)	BMW M4 GT4	25	1:02:35.027	2 Laps	1 Lap	134.57	2:24.009	4
19	199	GT4AM	2	Team iRace.Win (TPE) Keo CHANG (TPE) / Joe CHI (TPE)	Mercedes-AMG GT4	25	1:02:42.512	2 Laps	7.484	134.31	2:23.914	6
20	11	GT4AM	3	GTO Racing with TTR (JPN) Brian LEE (TPE) / Tony FONG (HKG)	Mercedes-AMG GT4	24	1:00:40.385	3 Laps	1 Lap	133.26	2:25.289	18
21	77	GT4AM	4	Craft-Bamboo Racing (HKG) Frank YU (HKG) / Richard WEE (SGP)	Mercedes-AMG GT4	24	1:01:08.465	3 Laps	28.079	132.24	2:22.504	19
22	111	GT4AM	5	Team iRace.Win (TPE) Ringo CHONG (SGP) / Setiawan SANTOSO (IDN)	Mercedes-AMG GT4	24	1:01:45.273	3 Laps	36.808	130.93	2:23.815	6

#### NOT CLASSIFIED

NC	666	GT3PA		Vincenzo Sospiri Racing (ITA) Alex AU (HKG) / Frederik SCHANDORFF (DNK)	Lamborghini Huracán GT3 EVO	16	39:44.993	11 Laps	8 Laps	135.60	2:09.663	4
----	-----	-------	--	--	-----------------------------	----	-----------	---------	--------	--------	----------	---

#### FASTEST LAP

888	GT3PA	Triple Eight Race Engineering Australia (AUS) HH Prince Abdul Rahman IBRAHIM (MYS) / Shane VAN GISBERGEN (NZL)	Mercedes-AMG GT3	6	2:08.482	97.75 mph	157.32 kph
12	GT3S	Audi Sport Asia Team Absolute Racing (CHN) Weiron TAN (MYS) / Martin RUMP (EST)	Audi R8 LMS GT3 2019	14	2:08.775	97.53 mph	156.97 kph
51	GT3AM	AMAC Motorsport (AUS) Andrew MACPHERSON (AUS) / William Ben PORTER (AUS)	Lamborghini Huracan GT3 EVO	4	2:11.513	95.50 mph	153.70 kph
77	GT4AM	Craft-Bamboo Racing (HKG) Frank YU (HKG) / Richard WEE (SGP)	Mercedes-AMG GT4	19	2:22.504	88.14 mph	141.84 kph

Weather / Track : Bright / Dry

Korea International Circuit  
Circuit Length = 5.615 km  
Start: 12:23 Flag 13:23 End: 13:29

Race Director : Ravin	Stewards : Chief	Series	International	Timekeeper :
-----------------------	------------------	--------	---------------	--------------

Results can be found at [www.tsl-timing.com](http://www.tsl-timing.com)

Printed - 15:48 Sunday, 04 August 2019

## Blancpain GT World Challenge Asia

### RACE 2 - CLASSIFICATION BY CATEGORY - FINAL

#### CATEGORY : GT3

POS	NO	CL	TEAM / DRIVERS	CAR	LAPS	TIME	GAP	DIFF	KPH	BEST	ON
1	918	GT3PA	Panther/AAS Motorsport Vutthikorn INTHRAPHUVASAK (THA) / Alexandre IMPERATORI (CHE)	Porsche 911 GT3 R	27	1:00:29.179			150.38	2:09.387	4
2	910	GT3PA	JRM Anthony LIU (CHN) / Chris VAN DER DRIFT (NZL)	Porsche 911 GT3 R	27	1:00:30.398	1.218	1.218	150.33	2:09.710	7
3	912	GT3S	Absolute Racing Yuan BO (CHN) / Leo Ye HONGLI (CHN)	Porsche 911 GT3 R	27	1:00:35.207	6.027	4.809	150.13	2:09.672	7
4	97	GT3S	Solite Indigo Racing Roelof BRUINS (KOR) / Manuel METZGER (DEU)	Mercedes-AMG GT3	27	1:00:38.076	8.896	2.869	150.01	2:09.469	21
5	888	GT3PA	Triple Eight Race Engineering Australia HH Prince Abdul Rahman IBRAHIM (MYS) / Shane VAN GISBERGEN (NZL)	Mercedes-AMG GT3	27	1:00:42.678	13.498	4.602	149.82	2:08.482	6
6	27	GT3S	HubAuto Corsa Yuya SAKAMOTO (JPN) / Marcos GOMES (BRA)	Ferrari 488 GT3	27	1:00:42.938	13.758	0.260	149.81	2:09.126	14
7	999	GT3S	Audi Sport Asia Team TSRT Weian CHEN (CHN) / Rahel FREY (CHE)	Audi R8 LMS GT3 2019	27	1:00:46.406	17.226	3.468	149.67	2:09.939	14
8	911	GT3S	Absolute Racing Tanart SATHIENTHIRAKUL (THA) / Philip HAMPRECHT (DEU)	Porsche 911 GT3 R	27	1:00:48.027	18.847	1.620	149.60	2:09.272	15
9	12	GT3S	Audi Sport Asia Team Absolute Racing Weiron TAN (MYS) / Martin RUMP (EST)	Audi R8 LMS GT3 2019	27	1:00:48.366	19.186	0.339	149.59	2:08.775	14
10	61	GT3PA	ABSSA Motorsport Pii BHIROMBHAKDI (THA) / Keita SAWA (JPN)	McLaren 720S GT3	27	1:00:57.538	28.358	9.171	149.22	2:10.579	13
11	99	GT3S	Craft-Bamboo Racing Christina NIELSEN (DNK) / Darryl O'YOUNG (HKG)	Mercedes-AMG GT3	27	1:01:08.099	38.919	10.561	148.79	2:10.474	7
12	88	GT3PA	Craft-Bamboo Racing Jeffrey LEE (TPE) / Maximilian GOETZ (DEU)	Mercedes-AMG GT3	27	1:01:51.996	1:22.816	43.896	147.03	2:09.394	6
13	75	GT3PA	T2 Motorsports David TJIPTOBIANTORO (IDN) / Rio HARYANTO (IDN)	Ferrari 488 GT3	27	1:01:54.026	1:24.846	2.030	146.95	2:10.751	4
14	13	GT3PA	Audi Sport Asia Team Absolute Racing Jingzu SUN (CHN) / Congfu CHENG (CHN)	Audi R8 LMS GT3 2019	27	1:01:55.144	1:25.964	1.117	146.90	2:09.296	7
15	51	GT3AM	AMAC Motorsport Andrew MACPHERSON (AUS) / William Ben PORTER (AUS)	Lamborghini Huracan GT3 EVO	27	1:02:23.909	1:54.730	28.765	145.77	2:11.513	4
16	128	GT3AM	Vattana Motorsport Chonsawat ASAVAHAME (THA) / Akihiro ASAI (JPN)	Lamborghini Huracan GT3 EVO	26	1:01:43.030	1 Lap	1 Lap	141.92	2:11.946	9
17	55	GT3PA	Craft-Bamboo Racing Daniel AU (SGP) / Melvin MOH (MYS)	Mercedes-AMG GT3	26	1:02:25.210	1 Lap	42.180	140.32	2:10.333	8
NC	666	GT3PA	Vincenzo Sospiri Racing Alex AU (HKG) / Frederik SCHANDORFF (DNK)	Lamborghini Huracán GT3 EVO	16	39:44.993	11 Laps	10 Laps	135.60	2:09.663	4

#### CATEGORY : GT4

POS	NO	CL	TEAM / DRIVERS	CAR	LAPS	TIME	GAP	DIFF	KPH	BEST	ON
1	81	GT4AM	BMW Team Studie Sunako JUKUCHOU (JPN) / Takayuki KINOSHITA (JPN)	BMW M4 GT4	25	1:02:35.027			134.57	2:24.009	4
2	199	GT4AM	Team iRace.Win Keo CHANG (TPE) / Joe CHI (TPE)	Mercedes-AMG GT4	25	1:02:42.512	7.484	7.484	134.31	2:23.914	6
3	11	GT4AM	GTO Racing with TTR Brian LEE (TPE) / Tony FONG (HKG)	Mercedes-AMG GT4	24	1:00:40.385	1 Lap	1 Lap	133.26	2:25.289	18
4	77	GT4AM	Craft-Bamboo Racing Frank YU (HKG) / Richard WEE (SGP)	Mercedes-AMG GT4	24	1:01:08.465	1 Lap	28.079	132.24	2:22.504	19
5	111	GT4AM	Team iRace.Win Ringo CHONG (SGP) / Setiawan SANTOSO (IDN)	Mercedes-AMG GT4	24	1:01:45.273	1 Lap	36.808	130.93	2:23.815	6

#### FASTEST LAP

888	GT3PA	Triple Eight Race Engineering A	AUS	Mercedes-AMG GT3 -	6	2:08.482			97.75 mph	157.32 kph
12	GT3S	Audi Sport Asia Team Absolute I	CHN	Audi R8 LMS GT3 2019 -	14	2:08.775			97.53 mph	156.97 kph
51	GT3AM	AMAC Motorsport	AUS	Lamborghini Huracan GT3 EVO -	4	2:11.513			95.50 mph	153.70 kph
77	GT4AM	Craft-Bamboo Racing	HKG	Mercedes-AMG GT4 -	19	2:22.504			88.14 mph	141.84 kph

Korea International Circuit  
Circuit Length = 5.615 km  
Start: 12:23 Flag 13:23 End: 13:29

Weather / Track : Bright / Dry

Race Director : Ravin	Stewards : Chief	Series	International	Timekeeper :
-----------------------	------------------	--------	---------------	--------------

Results can be found at [www.tsl-timing.com](http://www.tsl-timing.com)

Printed - 15:58 Sunday, 04 August 2019

## Blancpain GT World Challenge Asia

### RACE 2 - CLASSIFICATION BY CLASS - FINAL

#### CLASS : GT3 - GT3S

POS	NO	TEAM / DRIVERS	CAR	LAPS	TIME	GAP	DIFF	KPH	BEST	ON
1	912	Absolute Racing Yuan BO (CHN) / Leo Ye HONGLI (CHN)	Porsche 911 GT3 R	27	1:00:35.207			150.13	2:09.672	7
2	97	Solite Indigo Racing Roelof BRUINS (KOR) / Manuel METZGER (DEU)	Mercedes-AMG GT3	27	1:00:38.076	2.869	2.869	150.01	2:09.469	21
3	27	HubAuto Corsa Yuya SAKAMOTO (JPN) / Marcos GOMES (BRA)	Ferrari 488 GT3	27	1:00:42.938	7.731	4.862	149.81	2:09.126	14
4	999	Audi Sport Asia Team TSRT Weilan CHEN (CHN) / Rahel FREY (CHE)	Audi R8 LMS GT3 2019	27	1:00:46.406	11.199	3.468	149.67	2:09.939	14
5	911	Absolute Racing Tanart SATHIENTHIRAKUL (THA) / Philip HAMPRECHT (DEU)	Porsche 911 GT3 R	27	1:00:48.027	12.819	1.620	149.60	2:09.272	15
6	12	Audi Sport Asia Team Absolute Racing Weiron TAN (MYS) / Martin RUMP (EST)	Audi R8 LMS GT3 2019	27	1:00:48.366	13.158	0.339	149.59	2:08.775	14
7	99	Craft-Bamboo Racing Christina NIELSEN (DNK) / Darryl O'YOUNG (HKG)	Mercedes-AMG GT3	27	1:01:08.099	32.891	19.733	148.79	2:10.474	7

#### CLASS : GT3 - GT3PA

POS	NO	TEAM / DRIVERS	CAR	LAPS	TIME	GAP	DIFF	KPH	BEST	ON
1	918	Panther/AAS Motorsport Vutthikorn INTHRAPHUVASAK (THA) / Alexandre IMPERATORI (CHE)	Porsche 911 GT3 R	27	1:00:29.179			150.38	2:09.387	4
2	910	JRM Anthony LIU (CHN) / Chris VAN DER DRIFT (NZL)	Porsche 911 GT3 R	27	1:00:30.398	1.218	1.218	150.33	2:09.710	7
3	888	Triple Eight Race Engineering Australia HH Prince Abdul Rahman IBRAHIM (MYS) / Shane VAN GISBERGEN (NZL)	Mercedes-AMG GT3	27	1:00:42.678	13.498	12.280	149.82	2:08.482	6
4	61	ABSSA Motorsport Pili BHIROMBHAKDI (THA) / Keita SAWA (JPN)	McLaren 720S GT3	27	1:00:57.538	28.358	14.859	149.22	2:10.579	13
5	88	Craft-Bamboo Racing Jeffrey LEE (TPE) / Maximilian GOETZ (DEU)	Mercedes-AMG GT3	27	1:01:51.996	1:22.816	54.458	147.03	2:09.394	6
6	75	T2 Motorsports David TJIPTOBIANTORO (IDN) / Rio HARYANTO (IDN)	Ferrari 488 GT3	27	1:01:54.026	1:24.846	2.030	146.95	2:10.751	4
7	13	Audi Sport Asia Team Absolute Racing Jingzu SUN (CHN) / Congfu CHENG (CHN)	Audi R8 LMS GT3 2019	27	1:01:55.144	1:25.964	1.117	146.90	2:09.296	7
8	55	Craft-Bamboo Racing Daniel AU (SGP) / Melvin MOH (MYS)	Mercedes-AMG GT3	26	1:02:25.210	1 Lap	1 Lap	140.32	2:10.333	8
NC	666	Vincenzo Sospiri Racing Alex AU (HKG) / Frederik SCHANDORFF (DNK)	Lamborghini Huracán GT3 EVO	16	39:44.993	11 Laps	10 Laps	135.60	2:09.663	4

#### CLASS : GT3 - GT3AM

POS	NO	TEAM / DRIVERS	CAR	LAPS	TIME	GAP	DIFF	KPH	BEST	ON
1	51	AMAC Motorsport Andrew MACPHERSON (AUS) / William Ben PORTER (AUS)	Lamborghini Huracan GT3 EVO	27	1:02:23.909			145.77	2:11.513	4
2	128	Vattana Motorsport Chonsawat ASAVAHAAME (THA) / Akihiro ASAI (JPN)	Lamborghini Huracan GT3 EVO	26	1:01:43.030	1 Lap	1 Lap	141.92	2:11.946	9

#### CLASS : GT4 - GT4AM

POS	NO	TEAM / DRIVERS	CAR	LAPS	TIME	GAP	DIFF	KPH	BEST	ON
1	81	BMW Team Studie Sunako JUKUCHOU (JPN) / Takayuki KINOSHITA (JPN)	BMW M4 GT4	25	1:02:35.027			134.57	2:24.009	4
2	199	Team iRace.Win Keo CHANG (TPE) / Joe CHI (TPE)	Mercedes-AMG GT4	25	1:02:42.512	7.484	7.484	134.31	2:23.914	6
3	11	GTO Racing with TTR Brian LEE (TPE) / Tony FONG (HKG)	Mercedes-AMG GT4	24	1:00:40.385	1 Lap	1 Lap	133.26	2:25.289	18
4	77	Craft-Bamboo Racing Frank YU (HKG) / Richard WEE (SGP)	Mercedes-AMG GT4	24	1:01:08.465	1 Lap	28.079	132.24	2:22.504	19
5	111	Team iRace.Win Ringo CHONG (SGP) / Setiawan SANTOSO (IDN)	Mercedes-AMG GT4	24	1:01:45.273	1 Lap	36.808	130.93	2:23.815	6

#### FASTEST LAP

888	GT3PA	Triple Eight Race Engineering A	AUS	Mercedes-AMG GT3 -	6	2:08.482	97.75 mph	157.32 kph
12	GT3S	Audi Sport Asia Team Absolute	CHN	Audi R8 LMS GT3 2019 -	14	2:08.775	97.53 mph	156.97 kph
51	GT3AM	AMAC Motorsport	AUS	Lamborghini Huracan GT3 EVO -	4	2:11.513	95.50 mph	153.70 kph
77	GT4AM	Craft-Bamboo Racing	HKG	Mercedes-AMG GT4 -	19	2:22.504	88.14 mph	141.84 kph

Korea International Circuit  
Circuit Length = 5.615 km  
Start: 12:23 Flag 13:23 End: 13:29

Weather / Track : Bright / Dry

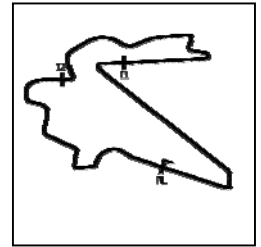
Race Director : Ravin	Stewards : Chief	Series	International	Timekeeper :
-----------------------	------------------	--------	---------------	--------------

Results can be found at [www.tsl-timing.com](http://www.tsl-timing.com)

Printed - 15:53 Sunday, 04 August 2019

# Blancpain GT World Challenge Asia

## RACE 2 - SECTOR ANALYSIS



SECTOR 1 = FL to I1, SECTOR 2 = I1 to I2, SECTOR 3 = I2 to FL, DIFF = Difference To Personal Best Lap, P = Crossed Finish Line in Pit Lane, D = Time Disallowed

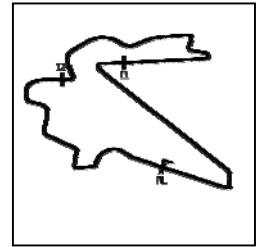
P1 918 GT3PA Panther/AAS Motorsport			Porsche 911 GT3 R				
IDEAL LAP TIME : 2:09.305		BEST LAP TIME : 2:09.387		DIFFERENCE : 0.081			
D1: Vutthikorn INTHRAPHUVA D2: Alexandre IMPERATORI							
LAP	SECTOR 1	SECTOR 2	SECTOR 3	LAP TIME	KPH	DIFF	TIME OF DAY
1 - D2		49.245	42.551	2:18.234	146.23	8.847	12:25:32.482
2 - D2	39.340	48.400	42.388	2:10.129	155.33	0.742	12:27:42.611
3 - D2	39.291	48.230	42.287	2:09.809	155.72	0.422	12:29:52.420
<b>4 - D2</b>	39.189	<b>48.050</b>	<b>42.146</b>	<b>2:09.387 (1)</b>	<b>156.22</b>		<b>12:32:01.807</b>
5 - D2	39.316	48.198	42.314	2:09.829	155.69	0.442	12:34:11.636
6 - D2	<b>39.108</b>	48.142	42.295	2:09.546 (2)	156.03	0.159	12:36:21.183
7 - D2	39.257	48.178	42.397	2:09.833	155.69	0.446	12:38:31.016
8 - D2	39.186	48.294	42.318	2:09.799 (3)	155.73	0.412	12:40:40.815
9 - D2	39.245	48.344	42.319	2:09.909	155.60	0.522	12:42:50.725
10 - D2	39.334	48.804	42.490	2:10.628	154.74	1.241	12:45:01.353
11 - D2	39.269	48.236	42.350	2:09.857	155.66	0.470	12:47:11.210
12 - D2	39.300	48.373	42.509	2:10.184	155.27	0.797	12:49:21.395
13 - D2	39.212	48.298	42.514	2:10.024	155.46	0.637	12:51:31.419
14 - D2	39.290	48.372	42.314	2:09.977	155.51	0.590	12:53:41.396
15 - D2	39.200	48.174	42.607	2:09.982	155.51	0.595	12:55:51.379
16 - D2	39.211	49.002	IN PIT	2:14.517 P	150.27	5.130	12:58:05.896
17 - D1	OUTLAP	50.079	43.440	3:42.814	90.72	1:33.427	13:01:48.710
18 - D1	40.091	49.445	42.849	2:12.385	152.69	2.998	13:04:01.095
19 - D1	39.645	49.273	43.240	2:12.158	152.95	2.771	13:06:13.254
20 - D1	39.517	48.838	42.947	2:11.303	153.94	1.916	13:08:24.558
21 - D1	39.407	48.621	42.863	2:10.892	154.43	1.505	13:10:35.450
22 - D1	39.847	49.331	42.633	2:11.811	153.35	2.424	13:12:47.262
23 - D1	39.695	48.728	42.537	2:10.961	154.35	1.574	13:14:58.224
24 - D1	39.530	48.579	42.659	2:10.769	154.57	1.382	13:17:08.994
25 - D1	39.496	49.050	43.788	2:12.336	152.74	2.949	13:19:21.330
26 - D1	39.393	48.830	42.457	2:10.681	154.68	1.294	13:21:32.012
27 - D1	39.484	48.919	43.011	2:11.415	153.81	2.028	13:23:43.427

Weather / Track : Bright / Dry

Korea International Circuit  
 Circuit Length = 5.615 km  
 Start: 12:23 Flag 13:23 End: 13:29

# Blancpain GT World Challenge Asia

## RACE 2 - SECTOR ANALYSIS



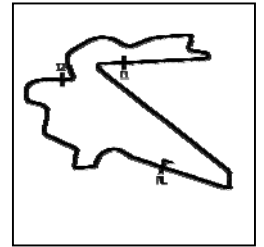
SECTOR 1 = FL to I1, SECTOR 2 = I1 to I2, SECTOR 3 = I2 to FL, DIFF = Difference To Personal Best Lap, P = Crossed Finish Line in Pit Lane, D = Time Disallowed

P2 910 GT3PA JRM			Porsche 911 GT3 R				
IDEAL LAP TIME : 2:09.254		BEST LAP TIME : 2:09.710		DIFFERENCE : 0.456			
D1: Anthony LIU		D2: Chris VAN DER DRIFT					
LAP	SECTOR 1	SECTOR 2	SECTOR 3	LAP TIME	KPH	DIFF	TIME OF DAY
1 - D2		51.317	42.754	2:21.460	142.89	11.750	12:25:35.708
2 - D2	39.610	48.370	42.499	2:10.479	154.92	0.769	12:27:46.188
3 - D2	39.590	48.381	42.153	2:10.126	155.34	0.415	12:29:56.314
4 - D2	39.453	48.435	41.978	2:09.866	155.65	0.156	12:32:06.181
5 - D2	39.482	48.160	42.095	2:09.739 (2)	155.80	0.029	12:34:15.920
6 - D2	39.441	48.241	42.235	2:09.918	155.59	0.207	12:36:25.838
<b>7 - D2</b>	<b>39.421</b>	<b>48.197</b>	<b>42.091</b>	<b>2:09.710 (1)</b>	<b>155.83</b>		<b>12:38:35.549</b>
8 - D2	39.385	48.271	42.199	2:09.856	155.66	0.145	12:40:45.405
9 - D2	39.254	48.572	42.361	2:10.187	155.26	0.477	12:42:55.593
10 - D2	39.452	48.718	42.925	2:11.095	154.19	1.385	12:45:06.689
11 - D2	39.658	48.473	42.422	2:10.553	154.83	0.843	12:47:17.242
12 - D2	39.506	48.526	42.359	2:10.392	155.02	0.681	12:49:27.635
13 - D2	39.518	48.530	42.149	2:10.198	155.25	0.488	12:51:37.833
14 - D2	39.500	48.491	IN PIT	2:13.647 P	151.24	3.937	12:53:51.481
15 - D1	OUTLAP	49.323	42.345	3:44.246	90.14	1:34.535	12:57:35.727
16 - D1	39.875	49.252	<b>41.932</b>	2:11.060	154.23	1.350	12:59:46.788
17 - D1	<b>39.187</b>	48.536	42.240	2:09.964	155.53	0.253	13:01:56.752
18 - D1	39.588	48.917	42.403	2:10.909	154.41	1.198	13:04:07.661
19 - D1	39.189	49.805	42.669	2:11.664	153.52	1.953	13:06:19.325
20 - D1	39.273	<b>48.135</b>	42.404	2:09.812 (3)	155.71	0.101	13:08:29.137
21 - D1	39.543	48.419	43.353	2:11.317	153.93	1.606	13:10:40.454
22 - D1	39.238	48.359	42.601	2:10.199	155.25	0.488	13:12:50.653
23 - D1	39.579	49.234	43.251	2:12.065	153.06	2.354	13:15:02.719
24 - D1	39.541	48.452	42.323	2:10.318	155.11	0.607	13:17:13.037
25 - D1	39.452	48.361	42.922	2:10.736	154.61	1.025	13:19:23.773
26 - D1	39.325	48.320	42.392	2:10.038	155.44	0.328	13:21:33.811
27 - D1	39.357	48.872	42.605	2:10.834	154.50	1.124	13:23:44.646

Weather / Track : Bright / Dry

# Blancpain GT World Challenge Asia

## RACE 2 - SECTOR ANALYSIS



SECTOR 1 = FL to I1, SECTOR 2 = I1 to I2, SECTOR 3 = I2 to FL, DIFF = Difference To Personal Best Lap, P = Crossed Finish Line in Pit Lane, D = Time Disallowed

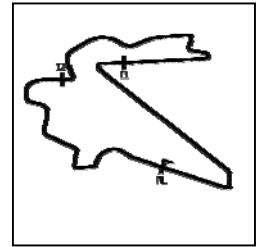
P3 912 GT3S Absolute Racing			Porsche 911 GT3 R				
IDEAL LAP TIME : 2:09.398		BEST LAP TIME : 2:09.672		DIFFERENCE : 0.273			
D1: Yuan BO		D2: Leo Ye HONGLI					
LAP	SECTOR 1	SECTOR 2	SECTOR 3	LAP TIME	KPH	DIFF	TIME OF DAY
1 - D2		49.827	42.533	2:18.737	145.69	9.065	12:25:32.985
2 - D2	39.444	48.365	42.453	2:10.263	155.17	0.591	12:27:43.248
3 - D2	39.390	48.316	42.188	2:09.895	155.61	0.223	12:29:53.144
4 - D2	39.389	48.230	42.136	2:09.755	155.78	0.083	12:32:02.899
5 - D2	<b>39.320</b>	48.210	42.173	2:09.704 (3)	155.84	0.032	12:34:12.604
6 - D2	39.398	48.182	42.104	2:09.684 (2)	155.87	0.012	12:36:22.289
<b>7 - D2</b>	39.405	<b>48.124</b>	42.143	<b>2:09.672 (1)</b>	<b>155.88</b>		<b>12:38:31.961</b>
8 - D2	39.563	48.133	42.235	2:09.932	155.57	0.260	12:40:41.893
9 - D2	39.723	48.160	42.223	2:10.107	155.36	0.435	12:42:52.001
10 - D2	40.136	49.850	42.864	2:12.850	152.15	3.178	12:45:04.851
11 - D2	39.734	48.518	42.387	2:10.640	154.72	0.968	12:47:15.492
12 - D2	39.677	48.519	42.279	2:10.475	154.92	0.803	12:49:25.968
13 - D2	39.613	48.369	42.236	2:10.218	155.23	0.546	12:51:36.186
14 - D2	39.706	48.591	IN PIT	2:13.911 P	150.95	4.238	12:53:50.097
15 - D1	OUTLAP	49.452	42.439	3:45.359	89.69	1:35.687	12:57:35.456
16 - D1	39.598	49.133	<b>41.954</b>	2:10.686	154.67	1.014	12:59:46.143
17 - D1	39.403	48.357	42.500	2:10.262	155.17	0.590	13:01:56.405
18 - D1	39.757	48.609	42.112	2:10.479	154.92	0.807	13:04:06.885
19 - D1	39.397	50.407	43.401	2:13.205	151.75	3.533	13:06:20.090
20 - D1	39.672	48.406	42.406	2:10.485	154.91	0.813	13:08:30.576
21 - D1	39.791	48.415	42.534	2:10.742	154.60	1.070	13:10:41.319
22 - D1	39.749	48.486	42.726	2:10.962	154.34	1.289	13:12:52.281
23 - D1	39.613	49.200	42.641	2:11.455	153.77	1.783	13:15:03.736
24 - D1	39.691	48.771	42.979	2:11.442	153.78	1.769	13:17:15.178
25 - D1	39.916	49.029	42.654	2:11.600	153.60	1.928	13:19:26.778
26 - D1	39.784	48.623	42.522	2:10.930	154.38	1.258	13:21:37.709
27 - D1	39.879	48.632	43.234	2:11.746	153.43	2.074	13:23:49.455

Weather / Track : Bright / Dry

Korea International Circuit  
Circuit Length = 5.615 km  
Start: 12:23 Flag 13:23 End: 13:29

# Blancpain GT World Challenge Asia

## RACE 2 - SECTOR ANALYSIS



SECTOR 1 = FL to I1, SECTOR 2 = I1 to I2, SECTOR 3 = I2 to FL, DIFF = Difference To Personal Best Lap, P = Crossed Finish Line in Pit Lane, D = Time Disallowed

P4 97 GT3S Solite Indigo Racing		Mercedes-AMG GT3					
IDEAL LAP TIME : 2:09.130		BEST LAP TIME : 2:09.469		DIFFERENCE : 0.339			
D1: Roelof BRUINS		D2: Manuel METZGER					
LAP	SECTOR 1	SECTOR 2	SECTOR 3	LAP TIME	KPH	DIFF	TIME OF DAY
1 - D2		51.093	42.773	2:20.865	143.49	11.395	12:25:35.113
2 - D2	39.651	48.624	42.328	2:10.604	154.77	1.134	12:27:45.717
3 - D2	39.719	48.296	42.164	2:10.180	155.27	0.711	12:29:55.898
4 - D2	39.571	48.111	42.056	2:09.739	155.80	0.269	12:32:05.637
5 - D2	39.553	48.085	42.072	2:09.711 (3)	155.83	0.241	12:34:15.348
6 - D2	39.523	48.067	42.124	2:09.714	155.83	0.245	12:36:25.062
7 - D2	39.568	48.039	42.222	2:09.830	155.69	0.360	12:38:34.893
8 - D2	39.585	48.159	42.144	2:09.888	155.62	0.419	12:40:44.781
9 - D2	39.506	48.380	42.000	2:09.887	155.62	0.417	12:42:54.668
10 - D2	39.667	49.179	42.745	2:11.591	153.61	2.122	12:45:06.260
11 - D2	39.657	48.400	42.326	2:10.384	155.03	0.914	12:47:16.645
12 - D2	39.658	48.382	42.434	2:10.475	154.92	1.005	12:49:27.120
13 - D2	39.647	48.307	42.018	2:09.973	155.52	0.503	12:51:37.093
14 - D2	39.734	48.207	IN PIT	2:13.577 P	151.32	4.107	12:53:50.670
15 - D1	OUTLAP	49.005	41.920	3:55.383	85.87	1:45.913	12:57:46.054
16 - D1	39.593	48.227	<b>41.832</b>	2:09.653 (2)	155.90	0.184	12:59:55.708
17 - D1	39.925	48.101	42.815	2:10.841	154.49	1.371	13:02:06.549
18 - D1	<b>39.384</b>	48.150	42.731	2:10.265	155.17	0.795	13:04:16.814
19 - D1	39.546	48.169	42.209	2:09.925	155.58	0.456	13:06:26.740
20 - D1	39.978	48.098	41.884	2:09.961	155.53	0.491	13:08:36.701
<b>21 - D1</b>	39.486	<b>47.913</b>	42.069	<b>2:09.469 (1)</b>	<b>156.12</b>		<b>13:10:46.171</b>
22 - D1	39.559	48.013	42.250	2:09.823	155.70	0.353	13:12:55.994
23 - D1	39.942	48.603	43.481	2:12.026	153.10	2.557	13:15:08.021
24 - D1	39.775	48.177	42.612	2:10.565	154.81	1.096	13:17:18.586
25 - D1	39.811	48.286	43.130	2:11.229	154.03	1.759	13:19:29.816
26 - D1	39.912	49.487	42.791	2:12.191	152.91	2.721	13:21:42.007
27 - D1	39.537	48.280	42.499	2:10.317	155.11	0.848	13:23:52.324

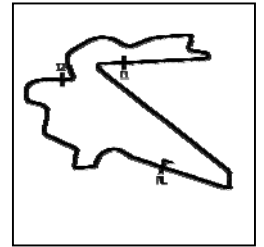
Weather / Track : Bright / Dry

Korea International Circuit  
 Circuit Length = 5.615 km  
 Start: 12:23 Flag 13:23 End: 13:29



# Blancpain GT World Challenge Asia

## RACE 2 - SECTOR ANALYSIS



SECTOR 1 = FL to I1, SECTOR 2 = I1 to I2, SECTOR 3 = I2 to FL, DIFF = Difference To Personal Best Lap, P = Crossed Finish Line in Pit Lane, D = Time Disallowed

**P5 888 GT3PA Triple Eight Race Engineering Australia Mercedes-AMG GT3**

IDEAL LAP TIME : 2:08.402 BEST LAP TIME : 2:08.482 DIFFERENCE : 0.079

D1: HH Prince Abdul Rahman D2: Shane VAN GISBERGEN

LAP	SECTOR 1	SECTOR 2	SECTOR 3	LAP TIME	KPH	DIFF	TIME OF DAY
1 - D2		48.857	42.056	2:17.109	147.42	8.627	12:25:31.357
2 - D2	39.576	48.228	41.876	2:09.681	155.87	1.199	12:27:41.038
3 - D2	39.466	47.936	41.731	2:09.134	156.53	0.652	12:29:50.172
4 - D2	39.381	47.851	<b>41.635</b>	2:08.868	156.85	0.386	12:31:59.041
5 - D2	39.213	47.710	41.676	2:08.599 (3)	157.18	0.117	12:34:07.641
<b>6 - D2</b>	39.181	<b>47.589</b>	41.710	<b>2:08.482 (1)</b>	<b>157.32</b>		<b>12:36:16.123</b>
7 - D2	<b>39.176</b>	47.725	41.642	2:08.544 (2)	157.25	0.062	12:38:24.667
8 - D2	39.305	47.782	42.327	2:09.415	156.19	0.933	12:40:34.083
9 - D2	39.198	47.731	42.958	2:09.887	155.62	1.405	12:42:43.971
10 - D2	39.546	47.662	41.980	2:09.188	156.46	0.706	12:44:53.159
11 - D2	39.484	47.731	41.889	2:09.105	156.56	0.623	12:47:02.265
12 - D2	39.442	47.791	41.838	2:09.072	156.61	0.590	12:49:11.337
13 - D2	39.316	47.778	41.840	2:08.935	156.77	0.453	12:51:20.272
14 - D2	39.415	47.783	41.912	2:09.111	156.56	0.629	12:53:29.383
15 - D2	39.343	47.869	41.937	2:09.150	156.51	0.668	12:55:38.534
16 - D2	39.334	48.168	IN PIT	2:13.229 P	151.72	4.747	12:57:51.763
17 - D1	OUTLAP	51.347	44.096	3:46.403	89.28	1:37.921	13:01:38.166
18 - D1	40.676	51.015	44.268	2:15.960	148.67	7.478	13:03:54.126
19 - D1	39.930	49.777	44.193	2:13.902	150.96	5.420	13:06:08.028
20 - D1	39.944	49.359	43.901	2:13.206	151.74	4.724	13:08:21.234
21 - D1	39.708	50.273	43.851	2:13.833	151.03	5.351	13:10:35.068
22 - D1	39.782	50.669	43.819	2:14.270	150.54	5.788	13:12:49.339
23 - D1	40.342	49.627	43.050	2:13.020	151.96	4.538	13:15:02.359
24 - D1	40.133	49.301	42.756	2:12.190	152.91	3.708	13:17:14.550
25 - D1	40.075	50.601	43.218	2:13.895	150.96	5.413	13:19:28.445
26 - D1	40.195	50.085	42.990	2:13.270	151.67	4.788	13:21:41.716
27 - D1	40.571	50.758	43.880	2:15.209	149.50	6.727	13:23:56.926

Weather / Track : Bright / Dry

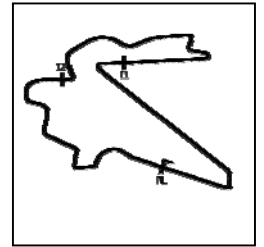
Korea International Circuit

Circuit Length = 5.615 km

Start: 12:23 Flag 13:23 End: 13:29

# Blancpain GT World Challenge Asia

## RACE 2 - SECTOR ANALYSIS



SECTOR 1 = FL to I1, SECTOR 2 = I1 to I2, SECTOR 3 = I2 to FL, DIFF = Difference To Personal Best Lap, P = Crossed Finish Line in Pit Lane, D = Time Disallowed

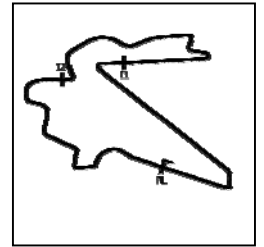
P6		27 GT3S		HubAuto Corsa		Ferrari 488 GT3	
IDEAL LAP TIME : 2:09.126		BEST LAP TIME : 2:09.126		DIFFERENCE : 0.000			
D1: Yuya SAKAMOTO		D2: Marcos GOMES					
LAP	SECTOR 1	SECTOR 2	SECTOR 3	LAP TIME	KPH	DIFF	TIME OF DAY
1 - D2		50.237	42.667	2:20.211	144.16	11.085	12:25:34.459
2 - D2	39.648	48.463	42.365	2:10.477	154.92	1.351	12:27:44.937
3 - D2	39.530	48.249	42.280	2:10.060	155.41	0.934	12:29:54.998
4 - D2	39.420	48.301	42.197	2:09.918	155.58	0.792	12:32:04.917
5 - D2	39.429	48.145	42.075	2:09.649 (2)	155.91	0.523	12:34:14.566
6 - D2	39.360	48.170	42.356	2:09.887	155.62	0.761	12:36:24.454
7 - D2	39.368	48.113	42.243	2:09.724 (3)	155.82	0.598	12:38:34.178
8 - D2	39.482	48.162	42.088	2:09.733	155.81	0.607	12:40:43.912
9 - D2	39.383	48.183	42.202	2:09.769	155.76	0.642	12:42:53.681
10 - D2	39.472	49.294	43.278	2:12.045	153.08	2.919	12:45:05.726
11 - D2	39.539	48.459	42.493	2:10.493	154.90	1.367	12:47:16.220
12 - D2	39.523	48.450	IN PIT	2:14.384 P	150.41	5.257	12:49:30.604
13 - D1	OUTLAP	49.057	42.838	3:51.989	87.13	1:42.863	12:53:22.593
<b>14 - D1</b>	<b>39.184</b>	<b>47.955</b>	<b>41.986</b>	<b>2:09.126 (1)</b>	<b>156.54</b>		<b>12:55:31.719</b>
15 - D1	39.251	47.959	42.791	2:10.003	155.48	0.877	12:57:41.723
16 - D1	39.314	48.696	42.383	2:10.393	155.02	1.267	12:59:52.116
17 - D1	39.641	48.901	42.107	2:10.649	154.71	1.523	13:02:02.766
18 - D1	39.348	48.879	42.136	2:10.364	155.05	1.238	13:04:13.130
19 - D1	39.331	48.466	43.913	2:11.710	153.47	2.584	13:06:24.840
20 - D1	39.386	48.395	42.611	2:10.393	155.02	1.267	13:08:35.234
21 - D1	39.388	48.264	42.364	2:10.016	155.47	0.890	13:10:45.251
22 - D1	39.433	48.272	42.667	2:10.373	155.04	1.247	13:12:55.625
23 - D1	39.479	49.200	43.412	2:12.092	153.02	2.966	13:15:07.717
24 - D1	39.381	48.353	42.551	2:10.286	155.15	1.160	13:17:18.003
25 - D1	39.693	48.356	43.467	2:11.517	153.69	2.391	13:19:29.521
26 - D1	39.630	49.924	44.112	2:13.667	151.22	4.541	13:21:43.188
27 - D1	39.740	50.364	43.893	2:13.998	150.85	4.872	13:23:57.186

Weather / Track : Bright / Dry

Korea International Circuit  
 Circuit Length = 5.615 km  
 Start: 12:23 Flag 13:23 End: 13:29

# Blancpain GT World Challenge Asia

## RACE 2 - SECTOR ANALYSIS



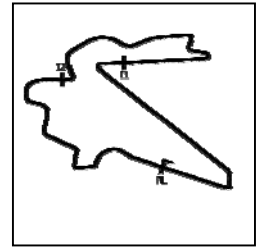
SECTOR 1 = FL to I1, SECTOR 2 = I1 to I2, SECTOR 3 = I2 to FL, DIFF = Difference To Personal Best Lap, P = Crossed Finish Line in Pit Lane, D = Time Disallowed

P7 999 GT3S Audi Sport Asia Team TSRT				Audi R8 LMS GT3 2019			
IDEAL LAP TIME : 2:09.715		BEST LAP TIME : 2:09.939		DIFFERENCE : 0.224			
D1: Weian CHEN		D2: Rahel FREY					
LAP	SECTOR 1	SECTOR 2	SECTOR 3	LAP TIME	KPH	DIFF	TIME OF DAY
1 - D2		52.634	43.541	2:24.891	139.51	14.951	12:25:39.139
2 - D2	39.850	49.429	42.528	2:11.809	153.35	1.869	12:27:50.948
3 - D2	39.761	48.849	42.341	2:10.952	154.36	1.012	12:30:01.900
4 - D2	39.665	48.636	42.399	2:10.701	154.65	0.761	12:32:12.601
5 - D2	39.822	48.634	42.491	2:10.948	154.36	1.009	12:34:23.550
6 - D2	39.590	49.013	42.406	2:11.010	154.29	1.070	12:36:34.560
7 - D2	40.090	48.750	42.217	2:11.058	154.23	1.118	12:38:45.618
8 - D2	39.616	48.827	42.413	2:10.856	154.47	0.917	12:40:56.474
9 - D2	39.661	48.855	42.700	2:11.218	154.04	1.278	12:43:07.693
10 - D2	40.546	48.601	42.372	2:11.520	153.69	1.580	12:45:19.213
11 - D2	39.545	49.735	43.710	2:12.990	151.99	3.050	12:47:32.203
12 - D2	39.680	48.663	IN PIT	2:14.649 <b>P</b>	150.12	4.709	12:49:46.852
13 - D1	OUTLAP	48.832	42.084	3:40.016	91.87	1:30.076	12:53:26.868
<b>14 - D1</b>	39.557	48.380	<b>42.001</b>	<b>2:09.939 (1)</b>	<b>155.56</b>		<b>12:55:36.807</b>
15 - D1	39.736	48.438	42.238	2:10.413	154.99	0.473	12:57:47.220
16 - D1	39.591	49.327	42.315	2:11.234	154.03	1.294	12:59:58.454
17 - D1	39.884	48.996	42.582	2:11.462	153.76	1.523	13:02:09.917
18 - D1	39.801	48.598	43.228	2:11.628	153.56	1.689	13:04:21.546
19 - D1	39.984	<b>48.272</b>	42.402	2:10.659	154.70	0.720	13:06:32.205
20 - D1	39.520	49.992	42.584	2:12.097	153.02	2.158	13:08:44.303
21 - D1	39.597	48.461	42.174	2:10.234 <b>(3)</b>	155.21	0.294	13:10:54.537
22 - D1	39.523	49.165	42.274	2:10.963	154.34	1.024	13:13:05.501
23 - D1	39.597	49.173	42.665	2:11.436	153.79	1.497	13:15:16.937
24 - D1	39.941	48.397	42.071	2:10.409	155.00	0.470	13:17:27.347
25 - D1	<b>39.441</b>	48.347	42.378	2:10.167 <b>(2)</b>	155.29	0.228	13:19:37.514
26 - D1	39.565	48.844	43.472	2:11.882	153.27	1.943	13:21:49.397
27 - D1	39.804	48.735	42.718	2:11.257	154.00	1.318	13:24:00.654

Weather / Track : Bright / Dry

# Blancpain GT World Challenge Asia

## RACE 2 - SECTOR ANALYSIS



SECTOR 1 = FL to I1, SECTOR 2 = I1 to I2, SECTOR 3 = I2 to FL, DIFF = Difference To Personal Best Lap, P = Crossed Finish Line in Pit Lane, D = Time Disallowed

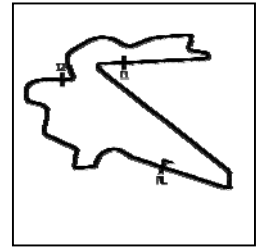
P8 911 GT3S Absolute Racing			Porsche 911 GT3 R				
IDEAL LAP TIME : 2:09.059		BEST LAP TIME : 2:09.272		DIFFERENCE : 0.213			
D1: Tanart SATHIENTHIRAKUI D2: Philip HAMPRECHT							
LAP	SECTOR 1	SECTOR 2	SECTOR 3	LAP TIME	KPH	DIFF	TIME OF DAY
1 - D2	OUTLAP	50.572	42.731	2:29.845	134.89	20.572	12:25:44.093
2 - D2	39.568	48.445	42.268	2:10.281	155.15	1.008	12:27:54.375
3 - D2	39.538	49.585	42.946	2:12.070	153.05	2.797	12:30:06.445
4 - D2	39.592	48.405	42.742	2:10.740	154.61	1.467	12:32:17.186
5 - D2	40.186	48.178	41.930	2:10.295	155.14	1.022	12:34:27.481
6 - D2	39.300	<b>48.011</b>	42.066	2:09.378 (2)	156.23	0.105	12:36:36.860
7 - D2	39.461	48.966	42.678	2:11.105	154.18	1.832	12:38:47.965
8 - D2	39.543	48.522	42.144	2:10.211	155.23	0.938	12:40:58.177
9 - D2	39.379	48.131	42.745	2:10.256	155.18	0.983	12:43:08.433
10 - D2	40.977	49.518	43.081	2:13.577	151.32	4.304	12:45:22.011
11 - D2	39.358	48.970	42.752	2:11.081	154.20	1.808	12:47:33.092
12 - D2	39.695	48.469	IN PIT	2:14.209 P	150.61	4.937	12:49:47.302
13 - D1	OUTLAP	48.972	42.442	3:45.789	89.52	1:36.517	12:53:33.092
14 - D1	39.300	48.255	<b>41.849</b>	2:09.405 (3)	156.20	0.132	12:55:42.497
<b>15 - D1</b>	<b>39.197</b>	48.103	41.971	<b>2:09.272 (1)</b>	<b>156.36</b>		<b>12:57:51.770</b>
16 - D1	39.325	48.060	42.158	2:09.544	156.03	0.271	13:00:01.315
17 - D1	39.345	48.310	42.122	2:09.779	155.75	0.506	13:02:11.094
18 - D1	39.316	48.481	43.224	2:11.021	154.27	1.748	13:04:22.115
19 - D1	39.840	48.571	42.399	2:10.810	154.52	1.538	13:06:32.926
20 - D1	39.455	49.531	42.895	2:11.882	153.27	2.609	13:08:44.809
21 - D1	39.555	48.712	42.507	2:10.775	154.57	1.502	13:10:55.584
22 - D1	39.466	48.743	42.552	2:10.762	154.58	1.489	13:13:06.347
23 - D1	39.536	48.919	42.622	2:11.078	154.21	1.805	13:15:17.426
24 - D1	39.859	48.902	42.313	2:11.075	154.21	1.802	13:17:28.501
25 - D1	39.431	48.770	42.590	2:10.793	154.54	1.520	13:19:39.294
26 - D1	39.728	49.075	42.894	2:11.697	153.48	2.424	13:21:50.992
27 - D1	39.547	48.867	42.868	2:11.282	153.97	2.009	13:24:02.275

Weather / Track : Bright / Dry

Korea International Circuit  
Circuit Length = 5.615 km  
Start: 12:23 Flag 13:23 End: 13:29

# Blancpain GT World Challenge Asia

## RACE 2 - SECTOR ANALYSIS



SECTOR 1 = FL to I1, SECTOR 2 = I1 to I2, SECTOR 3 = I2 to FL, DIFF = Difference To Personal Best Lap, P = Crossed Finish Line in Pit Lane, D = Time Disallowed

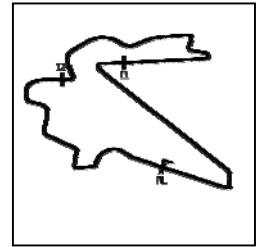
P9		12 GT3S		Audi Sport Asia Team Absolute Racing		Audi R8 LMS GT3 2019	
IDEAL LAP TIME : 2:08.615		BEST LAP TIME : 2:08.775		DIFFERENCE : 0.160			
D1: Weiron TAN		D2: Martin RUMP					
LAP	SECTOR 1	SECTOR 2	SECTOR 3	LAP TIME	KPH	DIFF	TIME OF DAY
1 - D2		50.433	42.930	2:21.260	143.09	12.485	12:25:35.508
2 - D2	40.270	48.358	42.516	2:11.145	154.13	2.369	12:27:46.653
3 - D2	39.783	48.302	42.103	2:10.189	155.26	1.413	12:29:56.843
4 - D2	39.498	48.436	42.023	2:09.958	155.54	1.182	12:32:06.801
5 - D2	39.492	48.156	42.087	2:09.736	155.80	0.960	12:34:16.537
6 - D2	39.496	48.100	42.100	2:09.698	155.85	0.922	12:36:26.235
7 - D2	39.424	48.246	42.138	2:09.808	155.72	1.032	12:38:36.044
8 - D2	39.426	48.126	42.261	2:09.814	155.71	1.038	12:40:45.858
9 - D2	39.858	48.588	42.134	2:10.581	154.79	1.805	12:42:56.440
10 - D2	39.361	48.941	43.217	2:11.520	153.69	2.744	12:45:07.960
11 - D2	39.724	48.174	42.120	2:10.019	155.46	1.243	12:47:17.979
12 - D2	39.386	48.366	IN PIT	2:13.467	P 151.45	4.691	12:49:31.447
13 - D1	OUTLAP	48.598	41.966	3:39.863	91.93	1:31.087	12:53:11.310
<b>14 - D1</b>	39.225	48.156	<b>41.393</b>	<b>2:08.775 (1)</b>	<b>156.97</b>		<b>12:55:20.086</b>
15 - D1	39.263	48.073	41.851	2:09.188	(2) 156.46	0.412	12:57:29.274
16 - D1	39.648	48.819	41.748	2:10.216	155.23	1.440	12:59:39.490
17 - D1	39.460	48.450	42.118	2:10.029	155.45	1.253	13:01:49.519
18 - D1	39.340	48.602	42.747	2:10.690	154.67	1.915	13:04:00.210
19 - D1	39.276	48.556	41.847	2:09.680	155.87	0.905	13:06:09.891
20 - D1	39.527	48.503	IN PIT	2:14.235	P 150.58	5.459	13:08:24.126
21 - D1	OUTLAP	<b>48.072</b>	42.064	2:33.465	131.71	24.689	13:10:57.592
22 - D1	<b>39.148</b>	48.565	41.749	2:09.463	(3) 156.13	0.688	13:13:07.055
23 - D1	40.018	48.664	42.123	2:10.806	154.53	2.030	13:15:17.862
24 - D1	39.674	49.709	42.213	2:11.597	153.60	2.821	13:17:29.459
25 - D1	39.237	48.532	42.451	2:10.220	155.22	1.445	13:19:39.680
26 - D1	39.603	49.307	42.664	2:11.574	153.63	2.799	13:21:51.255
27 - D1	39.540	49.295	42.523	2:11.359	153.88	2.583	13:24:02.614

Weather / Track : Bright / Dry

Korea International Circuit  
Circuit Length = 5.615 km  
Start: 12:23 Flag 13:23 End: 13:29

# Blancpain GT World Challenge Asia

## RACE 2 - SECTOR ANALYSIS



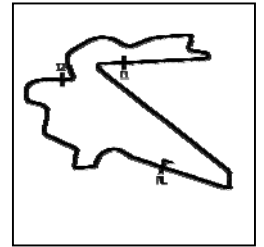
SECTOR 1 = FL to I1, SECTOR 2 = I1 to I2, SECTOR 3 = I2 to FL, DIFF = Difference To Personal Best Lap, P = Crossed Finish Line in Pit Lane, D = Time Disallowed

P10 61 GT3PA ABSSA Motorsport			McLaren 720S GT3				
IDEAL LAP TIME : 2:10.232		BEST LAP TIME : 2:10.579		DIFFERENCE : 0.346			
D1: Piti BHIROMBHAJKI		D2: Keita SAWA					
LAP	SECTOR 1	SECTOR 2	SECTOR 3	LAP TIME	KPH	DIFF	TIME OF DAY
1 - D2		51.032	43.140	2:22.711	141.64	12.131	12:25:36.959
2 - D2	39.852	49.975	42.581	2:12.409	152.66	1.829	12:27:49.368
3 - D2	39.757	49.137	42.379	2:11.274	153.98	0.694	12:30:00.642
4 - D2	39.573	48.597	42.441	2:10.612 (2)	154.76	0.033	12:32:11.254
5 - D2	39.542	48.862	42.674	2:11.079	154.21	0.499	12:34:22.334
6 - D2	39.730	48.895	42.630	2:11.256	154.00	0.677	12:36:33.590
7 - D2	39.583	48.748	42.439	2:10.771	154.57	0.192	12:38:44.361
8 - D2	39.652	48.681	42.742	2:11.075	154.21	0.496	12:40:55.437
9 - D2	39.689	48.839	43.554	2:12.083	153.04	1.503	12:43:07.520
10 - D2	41.025	48.843	42.739	2:12.607	152.43	2.028	12:45:20.128
11 - D2	39.675	49.179	43.738	2:12.594	152.45	2.014	12:47:32.722
12 - D2	40.210	49.147	42.642	2:12.000	153.13	1.421	12:49:44.722
<b>13 - D2</b>	39.675	<b>48.516</b>	42.386	<b>2:10.579 (1)</b>	<b>154.80</b>		<b>12:51:55.302</b>
14 - D2	39.721	48.673	<b>42.363</b>	2:10.758	154.59	0.178	12:54:06.060
15 - D2	40.111	49.081	IN PIT	2:15.747 P	148.90	5.168	12:56:21.807
16 - D1	OUTLAP	49.633	42.836	3:43.513	90.43	1:32.934	13:00:05.321
17 - D1	39.599	49.855	43.076	2:12.531	152.52	1.951	13:02:17.852
18 - D1	39.558	48.627	42.700	2:10.886	154.43	0.307	13:04:28.739
19 - D1	<b>39.353</b>	49.113	42.621	2:11.087	154.20	0.508	13:06:39.826
20 - D1	39.415	48.886	44.009	2:12.311	152.77	1.732	13:08:52.138
21 - D1	40.193	49.055	42.435	2:11.683	153.50	1.104	13:11:03.822
22 - D1	39.663	48.988	43.087	2:11.739	153.43	1.160	13:13:15.562
23 - D1	39.589	49.153	43.452	2:12.194	152.91	1.615	13:15:27.756
24 - D1	39.412	48.961	42.766	2:11.139	154.14	0.560	13:17:38.896
25 - D1	39.370	48.737	42.505	2:10.613 (3)	154.76	0.034	13:19:49.509
26 - D1	39.604	48.724	42.410	2:10.739	154.61	0.159	13:22:00.249
27 - D1	39.587	49.140	42.809	2:11.537	153.67	0.957	13:24:11.786

Weather / Track : Bright / Dry

# Blancpain GT World Challenge Asia

## RACE 2 - SECTOR ANALYSIS



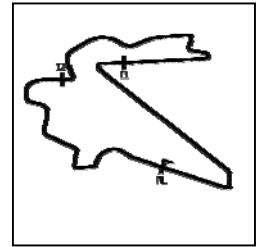
SECTOR 1 = FL to I1, SECTOR 2 = I1 to I2, SECTOR 3 = I2 to FL, DIFF = Difference To Personal Best Lap, P = Crossed Finish Line in Pit Lane, D = Time Disallowed

P11 99 GT3S Craft-Bamboo Racing		Mercedes-AMG GT3					
IDEAL LAP TIME : 2:10.241		BEST LAP TIME : 2:10.474		DIFFERENCE : 0.232			
D1: Christina NIELSEN		D2: Darryl O'YOUNG					
LAP	SECTOR 1	SECTOR 2	SECTOR 3	LAP TIME	KPH	DIFF	TIME OF DAY
1 - D2		50.858	43.183	2:22.272	142.07	11.798	12:25:36.520
2 - D2	39.593	49.099	42.877	2:11.571	153.63	1.096	12:27:48.091
3 - D2	39.637	48.492	42.611	2:10.741 (2)	154.61	0.267	12:29:58.832
4 - D2	39.697	48.916	42.771	2:11.385	153.85	0.911	12:32:10.218
5 - D2	39.545	48.994	42.541	2:11.081	154.20	0.606	12:34:21.299
6 - D2	39.591	49.668	42.504	2:11.764	153.41	1.290	12:36:33.063
7 - D2	39.555	48.553	<b>42.365</b>	<b>2:10.474 (1)</b>	<b>154.92</b>		<b>12:38:43.537</b>
8 - D2	39.615	48.925	42.800	2:11.341	153.90	0.867	12:40:54.878
9 - D2	39.517	48.748	44.233	2:12.498	152.56	2.024	12:43:07.377
10 - D2	41.797	49.429	43.062	2:14.289	150.52	3.815	12:45:21.666
11 - D2	39.838	51.173	43.844	2:14.856	149.89	4.382	12:47:36.522
12 - D2	40.273	50.654	42.939	2:13.866	151.00	3.392	12:49:50.389
13 - D2	39.773	49.427	42.915	2:12.116	153.00	1.642	12:52:02.505
14 - D2	39.725	49.167	IN PIT	2:15.230 P	149.47	4.756	12:54:17.736
15 - D1	OUTLAP	50.145	43.562	3:44.005	90.23	1:33.531	12:58:01.741
16 - D1	39.764	49.075	42.767	2:11.607	153.59	1.133	13:00:13.349
17 - D1	39.598	50.495	43.696	2:13.789	151.08	3.315	13:02:27.138
18 - D1	39.707	48.728	42.708	2:11.144	154.13	0.670	13:04:38.283
19 - D1	39.641	48.511	42.760	2:10.913	154.40	0.439	13:06:49.196
20 - D1	<b>39.491</b>	48.737	42.571	2:10.800 (3)	154.54	0.326	13:08:59.996
21 - D1	39.630	48.963	43.623	2:12.217	152.88	1.743	13:11:12.213
22 - D1	39.671	48.746	42.931	2:11.349	153.89	0.875	13:13:23.563
23 - D1	39.506	48.980	43.248	2:11.735	153.44	1.261	13:15:35.298
24 - D1	39.531	49.660	43.916	2:13.108	151.86	2.634	13:17:48.407
25 - D1	39.599	48.731	43.188	2:11.520	153.69	1.045	13:19:59.927
26 - D1	39.616	48.639	42.889	2:11.145	154.13	0.671	13:22:11.072
27 - D1	39.513	<b>48.383</b>	43.377	2:11.274	153.98	0.800	13:24:22.347

Weather / Track : Bright / Dry

# Blancpain GT World Challenge Asia

## RACE 2 - SECTOR ANALYSIS



SECTOR 1 = FL to I1, SECTOR 2 = I1 to I2, SECTOR 3 = I2 to FL, DIFF = Difference To Personal Best Lap, P = Crossed Finish Line in Pit Lane, D = Time Disallowed

P12 88 GT3PA Craft-Bamboo Racing				Mercedes-AMG GT3			
IDEAL LAP TIME : 2:09.198		BEST LAP TIME : 2:09.394		DIFFERENCE : 0.196			
D1: Jeffrey LEE		D2: Maximilian GOETZ					
LAP	SECTOR 1	SECTOR 2	SECTOR 3	LAP TIME	KPH	DIFF	TIME OF DAY
1 - D2		50.255	45.318	2:34.660	130.69	25.266	12:25:48.908
2 - D2	39.472	48.256	42.364	2:10.092	155.38	0.698	12:27:59.001
3 - D2	39.734	<b>47.963</b>	<b>41.775</b>	2:09.472 (2)	156.12	0.078	12:30:08.474
4 - D2	39.583	48.366	42.180	2:10.130	155.33	0.736	12:32:18.605
5 - D2	39.635	48.897	42.658	2:11.191	154.07	1.797	12:34:29.797
<b>6 - D2</b>	<b>39.459</b>	48.036	41.898	<b>2:09.394 (1)</b>	<b>156.21</b>		<b>12:36:39.191</b>
7 - D2	39.477	48.171	42.113	2:09.762 (3)	155.77	0.368	12:38:48.954
8 - D2	39.503	48.840	42.842	2:11.186	154.08	1.792	12:41:00.141
9 - D2	39.586	48.710	43.027	2:11.324	153.92	1.930	12:43:11.465
10 - D2	40.224	48.441	42.415	2:11.081	154.20	1.687	12:45:22.547
11 - D2	39.583	50.375	43.988	2:13.947	150.90	4.553	12:47:36.494
12 - D2	40.415	48.540	42.171	2:11.127	154.15	1.733	12:49:47.622
13 - D2	39.579	48.077	42.275	2:09.933	155.57	0.539	12:51:57.556
14 - D2	39.642	48.248	42.103	2:09.994	155.49	0.600	12:54:07.550
15 - D2	39.739	48.548	IN PIT	2:14.781 P	149.97	5.387	12:56:22.332
16 - D1	OUTLAP	51.425	45.084	3:48.488	88.46	1:39.093	13:00:10.820
17 - D1	40.831	52.247	45.707	2:18.786	145.64	9.391	13:02:29.606
18 - D1	40.309	52.036	44.950	2:17.295	147.22	7.901	13:04:46.902
19 - D1	40.414	50.539	44.351	2:15.304	149.39	5.909	13:07:02.206
20 - D1	40.384	49.864	44.319	2:14.568	150.21	5.174	13:09:16.775
21 - D1	40.940	53.377	44.632	2:18.950	145.47	9.555	13:11:35.725
22 - D1	39.834	49.576	44.171	2:13.582	151.32	4.187	13:13:49.307
23 - D1	40.336	51.297	45.316	2:16.949	147.60	7.555	13:16:06.257
24 - D1	40.359	49.884	44.327	2:14.570	150.21	5.176	13:18:20.828
25 - D1	40.787	51.176	44.868	2:16.833	147.72	7.439	13:20:37.661
26 - D1	40.009	49.485	44.554	2:14.049	150.79	4.655	13:22:51.711
27 - D1	39.782	49.658	45.092	2:14.532	150.25	5.138	13:25:06.244

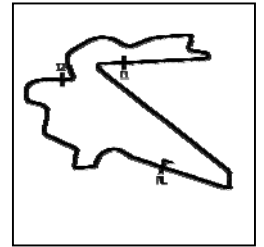
Weather / Track : Bright / Dry

Korea International Circuit  
Circuit Length = 5.615 km  
Start: 12:23 Flag 13:23 End: 13:29



# Blancpain GT World Challenge Asia

## RACE 2 - SECTOR ANALYSIS



SECTOR 1 = FL to I1, SECTOR 2 = I1 to I2, SECTOR 3 = I2 to FL, DIFF = Difference To Personal Best Lap, P = Crossed Finish Line in Pit Lane, D = Time Disallowed

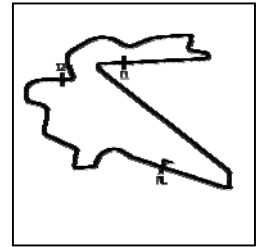
P13 75 GT3PA T2 Motorsports			Ferrari 488 GT3				
IDEAL LAP TIME : 2:10.593		BEST LAP TIME : 2:10.751		DIFFERENCE : 0.158			
D1: David TJIPTOBIANTORO		D2: Rio HARYANTO					
LAP	SECTOR 1	SECTOR 2	SECTOR 3	LAP TIME	KPH	DIFF	TIME OF DAY
1 - D2		50.825	43.211	2:23.648	140.71	12.896	12:25:37.896
2 - D2	39.860	49.578	<b>42.692</b>	2:12.131	152.98	1.379	12:27:50.027
3 - D2	39.441	49.299	42.694	2:11.435	153.79	0.683	12:30:01.463
<b>4 - D2</b>	39.410	<b>48.575</b>	42.765	<b>2:10.751 (1)</b>	<b>154.59</b>		<b>12:32:12.214</b>
5 - D2	39.431	48.652	42.945	2:11.029 (2)	154.27	0.278	12:34:23.244
6 - D2	<b>39.325</b>	48.938	43.018	2:11.282	153.97	0.531	12:36:34.527
7 - D2	40.364	50.094	42.740	2:13.199	151.75	2.447	12:38:47.726
8 - D2	39.714	49.586	42.871	2:12.171	152.93	1.420	12:40:59.898
9 - D2	39.559	48.918	43.049	2:11.527	153.68	0.775	12:43:11.425
10 - D2	40.556	49.089	43.041	2:12.688	152.34	1.936	12:45:24.113
11 - D2	39.786	49.608	43.534	2:12.929	152.06	2.178	12:47:37.043
12 - D2	40.059	49.931	43.074	2:13.065	151.91	2.313	12:49:50.108
13 - D2	39.573	48.740	42.848	2:11.162 (3)	154.11	0.410	12:52:01.270
14 - D2	39.464	48.733	IN PIT	2:14.449 P	150.34	3.698	12:54:15.720
15 - D1	OUTLAP	52.671	44.962	3:49.693	88.00	1:38.941	12:58:05.413
16 - D1	40.345	50.596	44.221	2:15.163	149.55	4.412	13:00:20.577
17 - D1	39.647	50.408	44.339	2:14.394	150.40	3.643	13:02:34.972
18 - D1	39.757	50.179	45.181	2:15.118	149.60	4.366	13:04:50.091
19 - D1	39.616	49.936	43.715	2:13.268	151.67	2.516	13:07:03.359
20 - D1	39.684	49.900	44.257	2:13.842	151.02	3.090	13:09:17.202
21 - D1	40.318	53.900	44.916	2:19.135	145.28	8.384	13:11:36.337
22 - D1	39.632	49.641	44.013	2:13.286	151.65	2.534	13:13:49.624
23 - D1	40.568	50.964	45.439	2:16.972	147.57	6.221	13:16:06.597
24 - D1	40.363	49.994	44.164	2:14.522	150.26	3.770	13:18:21.119
25 - D1	40.945	51.958	44.891	2:17.794	146.69	7.043	13:20:38.913
26 - D1	40.095	50.148	45.447	2:15.691	148.97	4.939	13:22:54.604
27 - D1	40.708	49.216	43.744	2:13.669	151.22	2.917	13:25:08.274

Weather / Track : Bright / Dry

Korea International Circuit  
 Circuit Length = 5.615 km  
 Start: 12:23 Flag 13:23 End: 13:29

# Blancpain GT World Challenge Asia

## RACE 2 - SECTOR ANALYSIS



SECTOR 1 = FL to I1, SECTOR 2 = I1 to I2, SECTOR 3 = I2 to FL, DIFF = Difference To Personal Best Lap, P = Crossed Finish Line in Pit Lane, D = Time Disallowed

**P14 13 GT3PA Audi Sport Asia Team Absolute Racing Audi R8 LMS GT3 2019**

IDEAL LAP TIME : 2:09.265 BEST LAP TIME : 2:09.296 DIFFERENCE : 0.030

D1: Jingzu SUN D2: Congfu CHENG

LAP	SECTOR 1	SECTOR 2	SECTOR 3	LAP TIME	KPH	DIFF	TIME OF DAY
1 - D2		51.610	43.259	2:23.121	141.23	13.825	12:25:37.369
2 - D2	39.721	49.213	42.548	2:11.484	153.73	2.188	12:27:48.854
3 - D2	39.618	48.790	42.185	2:10.593	154.78	1.297	12:29:59.447
4 - D2	39.433	48.964	42.764	2:11.162	154.11	1.866	12:32:10.610
5 - D2	39.471	49.093	42.474	2:11.039	154.25	1.743	12:34:21.650
6 - D2	39.447	48.637	42.014	2:10.099	155.37	0.803	12:36:31.749
<b>7 - D2</b>	<b>39.345</b>	<b>48.087</b>	<b>41.863</b>	<b>2:09.296 (1)</b>	<b>156.33</b>		<b>12:38:41.045</b>
8 - D2	39.390	48.117	42.039	2:09.546 (2)	156.03	0.250	12:40:50.592
9 - D2	<b>39.315</b>	48.549	42.231	2:10.096	155.37	0.800	12:43:00.688
10 - D2	39.419	48.397	42.745	2:10.561	154.82	1.265	12:45:11.250
11 - D2	39.454	48.270	42.162	2:09.887 (3)	155.62	0.591	12:47:21.137
12 - D2	39.465	48.263	42.251	2:09.980	155.51	0.684	12:49:31.118
13 - D2	39.463	48.323	42.235	2:10.021	155.46	0.725	12:51:41.139
14 - D2	39.434	48.419	42.429	2:10.284	155.15	0.988	12:53:51.423
15 - D2	39.740	48.570	IN PIT	2:13.804 P	151.07	4.508	12:56:05.228
16 - D1	OUTLAP	51.571	45.303	3:46.066	89.41	1:36.770	12:59:51.294
17 - D1	39.923	51.337	45.413	2:16.674	147.89	7.378	13:02:07.968
18 - D1	39.870	49.890	45.682	2:15.444	149.24	6.148	13:04:23.412
19 - D1	40.016	49.701	43.295	2:13.013	151.97	3.717	13:06:36.425
20 - D1	39.644	49.999	45.916	2:15.561	149.11	6.265	13:08:51.987
21 - D1	40.953	50.151	IN PIT	2:19.349 P	145.05	10.053	13:11:11.337
22 - D1	OUTLAP	49.449	43.746	2:40.999	125.55	31.703	13:13:52.336
23 - D1	39.650	50.087	45.198	2:14.936	149.80	5.640	13:16:07.273
24 - D1	40.169	50.398	43.931	2:14.499	150.29	5.203	13:18:21.773
25 - D1	40.366	51.258	45.304	2:16.929	147.62	7.633	13:20:38.702
26 - D1	40.140	50.098	45.584	2:15.823	148.82	6.527	13:22:54.526
27 - D1	41.123	49.849	43.892	2:14.865	149.88	5.569	13:25:09.392

Weather / Track : Bright / Dry

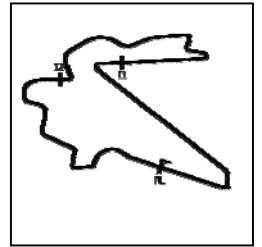
Korea International Circuit

Circuit Length = 5.615 km

Start: 12:23 Flag 13:23 End: 13:29

# Blancpain GT World Challenge Asia

## RACE 2 - SECTOR ANALYSIS



SECTOR 1 = FL to I1, SECTOR 2 = I1 to I2, SECTOR 3 = I2 to FL, DIFF = Difference To Personal Best Lap, P = Crossed Finish Line in Pit Lane, D = Time Disallowed

P15 51 GT3AM AMAC Motorsport				Lamborghini Huracan GT3 EVO			
IDEAL LAP TIME : 2:11.153		BEST LAP TIME : 2:11.513		DIFFERENCE : 0.359			
D1: Andrew MACPHERSON		D2: William Ben PORTER					
LAP	SECTOR 1	SECTOR 2	SECTOR 3	LAP TIME	KPH	DIFF	TIME OF DAY
1 - D2		51.774	43.450	2:24.595	139.79	13.082	12:25:38.843
2 - D2	<b>39.623</b>	50.530	43.003	2:13.157	151.80	1.643	12:27:52.000
3 - D2	39.646	50.168	43.077	2:12.891	152.10	1.378	12:30:04.892
<b>4 - D2</b>	39.808	48.941	42.763	<b>2:11.513 (1)</b>	<b>153.70</b>		<b>12:32:16.405</b>
5 - D2	40.647	49.766	<b>42.693</b>	2:13.106	151.86	1.593	12:34:29.512
6 - D2	40.041	49.393	42.750	2:12.184	152.92	0.671	12:36:41.697
7 - D2	39.898	51.027	43.249	2:14.176	150.65	2.662	12:38:55.873
8 - D2	39.843	<b>48.836</b>	42.912	2:11.592 (2)	153.61	0.079	12:41:07.466
9 - D2	39.784	49.278	42.930	2:11.993 (3)	153.14	0.479	12:43:19.459
10 - D2	40.088	49.878	43.440	2:13.407	151.52	1.894	12:45:32.867
11 - D2	40.189	49.280	43.234	2:12.704	152.32	1.190	12:47:45.571
12 - D2	39.765	49.053	44.131	2:12.949	152.04	1.436	12:49:58.520
13 - D2	39.976	49.291	42.771	2:12.039	153.09	0.525	12:52:10.559
14 - D2	40.006	49.218	43.037	2:12.262	152.83	0.749	12:54:22.822
15 - D2	39.902	49.452	IN PIT	2:16.666 P	147.90	5.153	12:56:39.488
16 - D1	OUTLAP	51.179	45.164	3:51.074	87.47	1:39.560	13:00:30.563
17 - D1	41.448	50.971	44.663	2:17.082	147.45	5.569	13:02:47.645
18 - D1	40.757	50.947	44.713	2:16.418	148.17	4.904	13:05:04.063
19 - D1	40.889	50.947	44.482	2:16.319	148.28	4.806	13:07:20.383
20 - D1	40.659	50.657	45.082	2:16.398	148.19	4.885	13:09:36.782
21 - D1	40.512	50.868	44.654	2:16.035	148.59	4.521	13:11:52.817
22 - D1	40.464	50.951	44.482	2:15.899	148.74	4.385	13:14:08.716
23 - D1	40.474	50.779	45.358	2:16.612	147.96	5.099	13:16:25.328
24 - D1	40.723	51.154	45.263	2:17.142	147.39	5.628	13:18:42.470
25 - D1	40.640	51.358	45.113	2:17.112	147.42	5.599	13:20:59.583
26 - D1	41.468	51.077	45.582	2:18.128	146.34	6.615	13:23:17.711
27 - D1	40.917	52.236	47.292	2:20.445	143.92	8.932	13:25:38.157

P16 128 GT3AM Vattana Motorsport				Lamborghini Huracan GT3 EVO			
IDEAL LAP TIME : 2:11.691		BEST LAP TIME : 2:11.946		DIFFERENCE : 0.254			
D1: Chonsawat ASAVAHOME		D2: Akihiro ASAI					
LAP	SECTOR 1	SECTOR 2	SECTOR 3	LAP TIME	KPH	DIFF	TIME OF DAY
1 - D2		51.912	44.247	2:26.115	138.34	14.169	12:25:40.363
2 - D2	40.447	49.620	43.320	2:13.388	151.54	1.442	12:27:53.751
3 - D2	39.857	49.586	<b>43.098</b>	2:12.542	152.50	0.596	12:30:06.294
4 - D2	40.354	50.035	43.494	2:13.884	150.98	1.938	12:32:20.178
5 - D2	40.040	49.472	43.382	2:12.895	152.10	0.949	12:34:33.073
6 - D2	39.796	49.127	43.513	2:12.436	152.63	0.490	12:36:45.510
7 - D2	<b>39.616</b>	49.227	43.242	2:12.086 (3)	153.03	0.140	12:38:57.596
8 - D2	39.708	49.121	43.196	2:12.025 (2)	153.10	0.079	12:41:09.622
<b>9 - D2</b>	39.638	<b>48.976</b>	43.331	<b>2:11.946 (1)</b>	<b>153.19</b>		<b>12:43:21.568</b>
10 - D2	40.071	50.028	44.330	2:14.431	150.36	2.485	12:45:35.999
11 - D2	40.114	49.586	43.705	2:13.406	151.52	1.460	12:47:49.405
12 - D2	39.742	50.003	43.787	2:13.532	151.37	1.586	12:50:02.937
13 - D2	39.717	49.491	43.270	2:12.478	152.58	0.532	12:52:15.416
14 - D2	39.868	49.689	43.427	2:12.985	152.00	1.039	12:54:28.402
15 - D2	40.000	49.541	IN PIT	2:19.099 P	145.32	7.153	12:56:47.501
16 - D1	OUTLAP	51.886	45.263	3:52.573	86.91	1:40.627	13:00:40.075
17 - D1	41.231	51.678	45.364	2:18.274	146.18	6.328	13:02:58.349
18 - D1	40.789	50.764	45.345	2:16.899	147.65	4.953	13:05:15.249
19 - D1	40.675	54.713	51.865	2:27.254	137.27	15.308	13:07:42.504
20 - D1	42.407	56.212	50.998	2:29.619	135.10	17.673	13:10:12.123
21 - D1	43.451	57.606	54.312	2:35.369	130.10	23.423	13:12:47.493
22 - D1	50.033	58.669	51.640	2:40.343	126.06	28.397	13:15:27.836
23 - D1	42.378	54.830	47.144	2:24.353	140.03	12.407	13:17:52.190
24 - D1	42.086	52.656	46.696	2:21.438	142.91	9.492	13:20:13.628
25 - D1	41.072	52.785	48.013	2:21.871	142.48	9.925	13:22:35.500
26 - D1	41.547	52.658	47.572	2:21.778	142.57	9.832	13:24:57.278

Weather / Track : Bright / Dry

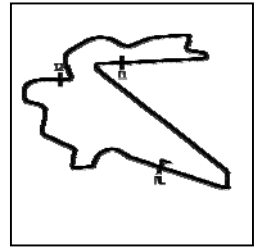
Korea International Circuit

Circuit Length = 5.615 km

Start: 12:23 Flag 13:23 End: 13:29

# Blancpain GT World Challenge Asia

## RACE 2 - SECTOR ANALYSIS



SECTOR 1 = FL to I1, SECTOR 2 = I1 to I2, SECTOR 3 = I2 to FL, DIFF = Difference To Personal Best Lap, P = Crossed Finish Line in Pit Lane, D = Time Disallowed

P17 55 GT3PA Craft-Bamboo Racing				Mercedes-AMG GT3			
IDEAL LAP TIME : 2:10.195		BEST LAP TIME : 2:10.333		DIFFERENCE : 0.138			
D1: Daniel AU		D2: Melvin MOH					
LAP	SECTOR 1	SECTOR 2	SECTOR 3	LAP TIME	KPH	DIFF	TIME OF DAY
1 - D2		52.418	43.894	2:25.522	138.90	15.189	12:25:39.770
2 - D2	40.508	49.353	42.766	2:12.628	152.41	2.294	12:27:52.399
3 - D2	39.966	49.849	42.969	2:12.785	152.23	2.451	12:30:05.184
4 - D2	39.992	48.929	42.726	2:11.648 (3)	153.54	1.314	12:32:16.832
5 - D2	40.457	50.540	42.525	2:13.522	151.38	3.189	12:34:30.355
6 - D2	39.823	49.033	42.897	2:11.754	153.42	1.420	12:36:42.109
7 - D2	39.926	50.027	<b>42.175</b>	2:12.128	152.98	1.794	12:38:54.238
<b>8 - D2</b>	<b>39.724</b>	<b>48.303</b>	42.305	<b>2:10.333 (1)</b>	<b>155.09</b>		<b>12:41:04.571</b>
9 - D2	<b>39.716</b>	48.559	42.352	2:10.628 (2)	154.74	0.295	12:43:15.200
10 - D2	39.765	49.754	42.315	2:11.835	153.32	1.501	12:45:27.036
11 - D2	39.854	48.654	43.628	2:12.137	152.97	1.803	12:47:39.174
12 - D2	39.850	49.304	42.728	2:11.883	153.27	1.549	12:49:51.057
13 - D2	39.897	48.930	43.394	2:12.222	152.87	1.888	12:52:03.279
14 - D2	40.092	48.997	42.864	2:11.953	153.19	1.619	12:54:15.232
15 - D2	39.843	49.119	IN PIT	2:16.430 P	148.16	6.096	12:56:31.663
16 - D1	OUTLAP	1:02.637	49.613	4:23.030	76.85	2:12.696	13:00:54.693
17 - D1	43.020	54.663	50.115	2:27.799	136.76	17.465	13:03:22.493
18 - D1	42.416	53.719	48.983	2:25.120	139.29	14.786	13:05:47.613
19 - D1	42.796	54.732	48.403	2:25.932	138.51	15.598	13:08:13.545
20 - D1	43.191	55.112	52.379	2:30.683	134.14	20.349	13:10:44.229
21 - D1	44.243	58.494	50.750	2:33.489	131.69	23.155	13:13:17.718
22 - D1	42.994	56.372	50.229	2:29.596	135.12	19.262	13:15:47.314
23 - D1	42.886	53.847	49.339	2:26.072	138.38	15.739	13:18:13.387
24 - D1	42.975	1:00.416	50.279	2:33.671	131.54	23.337	13:20:47.058
25 - D1	43.076	53.341	50.159	2:26.577	137.90	16.243	13:23:13.636
26 - D1	42.535	53.081	50.205	2:25.822	138.62	15.489	13:25:39.458

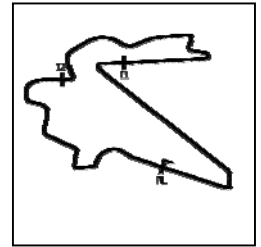
P18 81 GT4AM BMW Team Studie				BMW M4 GT4			
IDEAL LAP TIME : 2:23.774		BEST LAP TIME : 2:24.009		DIFFERENCE : 0.235			
D1: Sunako JUKUCHOU		D2: Takayuki KINOSHITA					
LAP	SECTOR 1	SECTOR 2	SECTOR 3	LAP TIME	KPH	DIFF	TIME OF DAY
1 - D2		54.643	48.102	2:35.667	129.85	11.658	12:25:49.915
2 - D2	43.630	53.844	47.500	2:24.974	139.43	0.965	12:28:14.890
3 - D2	43.439	53.635	47.427	2:24.503	139.88	0.493	12:30:39.393
<b>4 - D2</b>	43.391	53.564	47.053	<b>2:24.009 (1)</b>	<b>140.36</b>		<b>12:33:03.402</b>
5 - D2	43.353	53.717	47.252	2:24.323 (3)	140.05	0.314	12:35:27.726
6 - D2	43.520	53.616	47.345	2:24.482	139.90	0.473	12:37:52.209
7 - D2	43.758	<b>53.517</b>	<b>47.031</b>	2:24.307 (2)	140.07	0.297	12:40:16.516
8 - D2	43.496	53.604	47.443	2:24.544	139.84	0.534	12:42:41.060
9 - D2	43.577	53.993	49.760	2:27.332	137.20	3.322	12:45:08.392
10 - D2	43.637	53.589	48.804	2:26.031	138.42	2.021	12:47:34.423
11 - D2	44.498	53.714	48.022	2:26.236	138.22	2.226	12:50:00.659
12 - D2	43.853	54.595	47.753	2:26.202	138.26	2.192	12:52:26.861
13 - D2	43.653	54.353	IN PIT	2:31.619 P	133.32	7.609	12:54:58.480
14 - D1	OUTLAP	54.096	47.319	4:11.631	80.33	1:47.622	12:59:10.112
15 - D1	43.749	54.217	47.638	2:25.605	138.82	1.595	13:01:35.718
16 - D1	43.815	53.930	47.384	2:25.130	139.28	1.120	13:04:00.848
17 - D1	43.314	54.599	47.836	2:25.750	138.68	1.741	13:06:26.598
18 - D1	43.997	54.594	48.630	2:27.222	137.30	3.213	13:08:53.821
19 - D1	43.411	54.139	47.317	2:24.869	139.53	0.859	13:11:18.690
20 - D1	43.398	53.884	47.258	2:24.542	139.84	0.533	13:13:43.232
21 - D1	<b>43.225</b>	55.244	47.852	2:26.321	138.14	2.312	13:16:09.554
22 - D1	43.318	53.794	47.628	2:24.741	139.65	0.732	13:18:34.296
23 - D1	43.393	54.064	47.548	2:25.005	139.40	0.996	13:20:59.301
24 - D1	43.565	53.789	47.458	2:24.812	139.58	0.803	13:23:24.114
25 - D1	43.409	54.145	47.606	2:25.161	139.25	1.152	13:25:49.275

Weather / Track : Bright / Dry

Korea International Circuit  
Circuit Length = 5.615 km  
Start: 12:23 Flag 13:23 End: 13:29

# Blancpain GT World Challenge Asia

## RACE 2 - SECTOR ANALYSIS



SECTOR 1 = FL to I1, SECTOR 2 = I1 to I2, SECTOR 3 = I2 to FL, DIFF = Difference To Personal Best Lap, P = Crossed Finish Line in Pit Lane, D = Time Disallowed

P19 199 GT4AM Team iRace.Win				Mercedes-AMG GT4			
IDEAL LAP TIME : 2:23.767		BEST LAP TIME : 2:23.914		DIFFERENCE : 0.146			
D1: Keo CHANG		D2: Joe CHI					
LAP	SECTOR 1	SECTOR 2	SECTOR 3	LAP TIME	KPH	DIFF	TIME OF DAY
1 - D2		55.467	48.074	2:36.901	128.83	12.986	12:25:51.149
2 - D2	44.323	54.000	47.340	2:25.664	138.77	1.750	12:28:16.813
3 - D2	43.338	54.983	47.386	2:25.708	138.72	1.794	12:30:42.522
4 - D2	43.546	54.003	47.158	2:24.708 (3)	139.68	0.793	12:33:07.230
5 - D2	43.620	53.513	47.123	2:24.257 (2)	140.12	0.343	12:35:31.487
<b>6 - D2</b>	<b>43.448</b>	<b>53.448</b>	<b>47.017</b>	<b>2:23.914 (1)</b>	<b>140.45</b>		<b>12:37:55.402</b>
7 - D2	44.842	53.807	47.052	2:25.702	138.73	1.788	12:40:21.105
8 - D2	<b>43.302</b>	53.897	48.560	2:25.760	138.67	1.845	12:42:46.865
9 - D2	44.314	55.302	48.598	2:28.214	136.38	4.300	12:45:15.079
10 - D2	43.689	56.226	48.837	2:28.753	135.88	4.838	12:47:43.832
11 - D2	43.311	54.137	48.171	2:25.620	138.81	1.706	12:50:09.453
12 - D2	43.785	54.177	47.796	2:25.760	138.67	1.845	12:52:35.213
13 - D2	43.662	54.559	47.533	2:25.755	138.68	1.841	12:55:00.969
14 - D2	43.807	54.095	IN PIT	2:29.023 P	135.64	5.109	12:57:29.992
15 - D1	OUTLAP	54.844	47.611	4:01.546	83.68	1:37.631	13:01:31.538
16 - D1	44.234	55.245	47.374	2:26.854	137.64	2.940	13:03:58.393
17 - D1	43.961	55.394	48.131	2:27.487	137.05	3.573	13:06:25.880
18 - D1	45.520	55.716	48.190	2:29.426	135.27	5.512	13:08:55.307
19 - D1	43.998	54.652	47.296	2:25.947	138.50	2.033	13:11:21.254
20 - D1	44.134	54.157	47.103	2:25.395	139.02	1.480	13:13:46.649
21 - D1	44.389	54.564	47.372	2:26.325	138.14	2.411	13:16:12.975
22 - D1	44.335	54.325	47.087	2:25.747	138.69	1.833	13:18:38.723
23 - D1	44.037	54.314	47.070	2:25.422	139.00	1.508	13:21:04.145
24 - D1	43.868	54.273	48.001	2:26.143	138.31	2.229	13:23:30.289
25 - D1	44.400	54.337	47.733	2:26.471	138.00	2.557	13:25:56.760

P20 11 GT4AM GTO Racing with TTR				Mercedes-AMG GT4			
IDEAL LAP TIME : 2:24.867		BEST LAP TIME : 2:25.289		DIFFERENCE : 0.422			
D1: Brian LEE		D2: Tony FONG					
LAP	SECTOR 1	SECTOR 2	SECTOR 3	LAP TIME	KPH	DIFF	TIME OF DAY
1 - D2		55.628	48.254	2:38.279	127.71	12.989	12:25:52.527
2 - D2	43.734	54.899	48.036	2:26.670	137.81	1.380	12:28:19.197
3 - D2	43.914	54.578	48.518	2:27.011	137.49	1.721	12:30:46.208
4 - D2	43.477	55.208	49.151	2:27.836	136.73	2.547	12:33:14.045
5 - D2	43.442	55.025	48.446	2:26.913	137.59	1.624	12:35:40.959
6 - D2	43.768	54.923	48.858	2:27.550	136.99	2.260	12:38:08.509
7 - D2	43.706	55.191	49.374	2:28.272	136.33	2.982	12:40:36.781
8 - D2	44.405	57.044	49.310	2:30.760	134.08	5.470	12:43:07.541
9 - D2	45.737	55.694	49.632	2:31.064	133.81	5.775	12:45:38.606
10 - D2	43.480	55.227	49.960	2:28.668	135.96	3.379	12:48:07.275
11 - D2	44.209	55.433	IN PIT	2:33.988 P	131.26	8.699	12:50:41.263
12 - D1	OUTLAP	54.032	47.987	3:54.052	86.36	1:28.762	12:54:35.316
13 - D1	43.654	54.375	48.249	2:26.279	138.18	0.990	12:57:01.595
14 - D1	43.731	54.340	48.488	2:26.560	137.92	1.270	12:59:28.155
15 - D1	43.707	54.532	48.106	2:26.346	138.12	1.057	13:01:54.502
16 - D1	43.615	54.165	48.358	2:26.139 (2)	138.31	0.850	13:04:20.642
17 - D1	44.546	54.349	<b>47.525</b>	2:26.420	138.05	1.131	13:06:47.062
<b>18 - D1</b>	<b>43.508</b>	<b>53.936</b>	<b>47.844</b>	<b>2:25.289 (1)</b>	<b>139.12</b>		<b>13:09:12.352</b>
19 - D1	43.451	55.479	48.474	2:27.404	137.13	2.115	13:11:39.756
20 - D1	44.427	54.899	48.005	2:27.332	137.19	2.043	13:14:07.089
21 - D1	43.647	54.429	48.083	2:26.160 (3)	138.30	0.870	13:16:33.249
22 - D1	<b>43.405</b>	54.884	48.351	2:26.641	137.84	1.352	13:18:59.891
23 - D1	43.786	54.489	48.046	2:26.321	138.14	1.032	13:21:26.213
24 - D1	43.727	55.837	48.855	2:28.420	136.19	3.130	13:23:54.633

Weather / Track : Bright / Dry

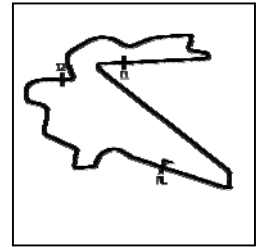
Korea International Circuit

Circuit Length = 5.615 km

Start: 12:23 Flag 13:23 End: 13:29

# Blancpain GT World Challenge Asia

## RACE 2 - SECTOR ANALYSIS



SECTOR 1 = FL to I1, SECTOR 2 = I1 to I2, SECTOR 3 = I2 to FL, DIFF = Difference To Personal Best Lap, P = Crossed Finish Line in Pit Lane, D = Time Disallowed

P21 77 GT4AM Craft-Bamboo Racing				Mercedes-AMG GT4			
IDEAL LAP TIME : 2:21.327		BEST LAP TIME : 2:22.504		DIFFERENCE : 1.176			
D1: Frank YU		D2: Richard WEE					
LAP	SECTOR 1	SECTOR 2	SECTOR 3	LAP TIME	KPH	DIFF	TIME OF DAY
1 - D2		58.198	49.439	2:43.353	123.74	20.849	12:25:57.601
2 - D2	45.201	55.841	48.072	2:29.115	135.55	6.611	12:28:26.717
3 - D2	44.243	54.934	47.227	2:26.405	138.06	3.901	12:30:53.122
4 - D2	44.550	54.783	48.135	2:27.468	137.07	4.964	12:33:20.591
5 - D2	<b>43.650</b>	54.581	<b>46.899</b>	2:25.132 (2)	139.27	2.628	12:35:45.723
6 - D2	43.988	54.729	47.111	2:25.828	138.61	3.324	12:38:11.552
7 - D2	43.896	54.671	47.917	2:26.485	137.99	3.981	12:40:38.037
8 - D2	44.751	56.941	50.844	2:32.538	132.51	10.034	12:43:10.576
9 - D2	45.404	56.873	47.177	2:29.455	135.25	6.951	12:45:40.031
10 - D2	43.888	54.100	49.531	2:27.520	137.02	5.016	12:48:07.551
11 - D2	44.211	55.388	50.510	2:30.109	134.66	7.605	12:50:37.661
12 - D2	44.562	54.312	47.336	2:26.211	138.25	3.707	12:53:03.873
13 - D2	43.666	55.475	IN PIT	2:33.716 P	131.50	11.212	12:55:37.589
14 - D1	OUTLAP	55.567	49.782	4:17.189	78.59	1:54.685	12:59:54.778
15 - D1	44.901	54.987	47.741	2:27.631	136.92	5.127	13:02:22.409
16 - D1	44.326	55.575	47.921	2:27.823	136.74	5.319	13:04:50.233
17 - D1	43.973	53.910	47.779	2:25.663 (3)	138.77	3.159	13:07:15.896
18 - D1	44.454	54.325	47.795	2:26.575	137.90	4.071	13:09:42.472
19 - D1	43.922	<b>50.777</b>	47.804	<b>2:22.504 (1)</b>	<b>141.84</b>		<b>13:12:04.976</b>
20 - D1	44.083	54.286	47.787	2:26.157	138.30	3.653	13:14:31.134
21 - D1	44.097	54.573	47.656	2:26.327	138.14	3.823	13:16:57.461
22 - D1	43.702	53.927	48.967	2:26.597	137.88	4.093	13:19:24.059
23 - D1	45.145	54.835	50.051	2:30.032	134.73	7.528	13:21:54.091
24 - D1	44.368	55.092	49.160	2:28.621	136.01	6.117	13:24:22.713

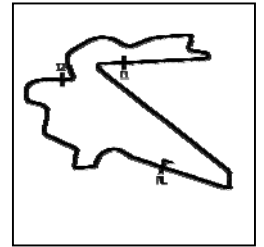
P22 111 GT4AM Team iRace.Win				Mercedes-AMG GT4			
IDEAL LAP TIME : 2:23.149		BEST LAP TIME : 2:23.815		DIFFERENCE : 0.666			
D1: Ringo CHONG		D2: Setiawan SANTOSO					
LAP	SECTOR 1	SECTOR 2	SECTOR 3	LAP TIME	KPH	DIFF	TIME OF DAY
1 - D2		55.770	47.891	2:36.314	129.31	12.499	12:25:50.562
2 - D2	44.230	54.237	46.953	2:25.420	139.00	1.605	12:28:15.983
3 - D2	43.760	55.883	47.485	2:27.129	137.38	3.314	12:30:43.112
4 - D2	43.672	54.047	46.873	2:24.593	139.79	0.777	12:33:07.705
5 - D2	43.604	53.704	46.882	2:24.191 (2)	140.18	0.376	12:35:31.897
6 - D2	43.466	53.775	<b>46.574</b>	<b>2:23.815 (1)</b>	<b>140.55</b>		<b>12:37:55.712</b>
7 - D2	44.091	<b>53.194</b>	47.026	2:24.311 (3)	140.07	0.496	12:40:20.024
8 - D2	43.454	53.488	47.381	2:24.324	140.05	0.508	12:42:44.348
9 - D2	43.838	55.264	47.886	2:26.989	137.52	3.174	12:45:11.337
10 - D2	<b>43.380</b>	54.416	1:06.924	2:44.721	122.71	20.906	12:47:56.059
11 - D2	44.258	54.098	IN PIT	2:30.985 P	133.88	7.170	12:50:27.045
12 - D2	OUTLAP	54.760	48.141	4:47.401	70.33	2:23.586	12:55:14.447
13 - D2	44.435	55.393	IN PIT	2:33.234 P	131.91	9.419	12:57:47.681
14 - D1	OUTLAP	53.876	48.173	2:51.448	117.90	27.633	13:00:39.130
15 - D1	43.754	53.736	47.564	2:25.055	139.35	1.240	13:03:04.185
16 - D1	43.680	53.767	47.782	2:25.230	139.18	1.415	13:05:29.416
17 - D1	43.440	54.362	47.735	2:25.538	138.89	1.723	13:07:54.954
18 - D1	43.556	53.880	47.640	2:25.077	139.33	1.261	13:10:20.032
19 - D1	43.600	53.853	48.505	2:25.959	138.49	2.144	13:12:45.991
20 - D1	45.121	56.748	48.575	2:30.446	134.36	6.630	13:15:16.437
21 - D1	45.010	54.172	48.133	2:27.316	137.21	3.501	13:17:43.754
22 - D1	43.658	54.249	47.370	2:25.278	139.14	1.462	13:20:09.032
23 - D1	43.535	54.287	47.673	2:25.496	138.93	1.681	13:22:34.529
24 - D1	43.875	53.802	47.315	2:24.992	139.41	1.177	13:24:59.521

Weather / Track : Bright / Dry

Korea International Circuit  
Circuit Length = 5.615 km  
Start: 12:23 Flag 13:23 End: 13:29

# Blancpain GT World Challenge Asia

## RACE 2 - SECTOR ANALYSIS



SECTOR 1 = FL to I1, SECTOR 2 = I1 to I2, SECTOR 3 = I2 to FL, DIFF = Difference To Personal Best Lap, P = Crossed Finish Line in Pit Lane, D = Time Disallowed

P23 666 GT3PA Vincenzo Sospiri Racing				Lamborghini Huracán GT3 EVO			
IDEAL LAP TIME : 2:09.445		BEST LAP TIME : 2:09.663		DIFFERENCE : 0.217			
D1: Alex AU		D2: Frederik SCHANDORFF					
LAP	SECTOR 1	SECTOR 2	SECTOR 3	LAP TIME	KPH	DIFF	TIME OF DAY
1 - D2		49.277	42.616	2:19.317	145.09	9.653	12:25:33.565
2 - D2	39.536	48.310	42.384	2:10.231	155.21	0.568	12:27:43.797
3 - D2	39.276	48.384	42.292	2:09.953	155.54	0.290	12:29:53.750
<b>4 - D2</b>	<b>39.190</b>	48.206	42.267	<b>2:09.663 (1)</b>	<b>155.89</b>		<b>12:32:03.414</b>
5 - D2	39.330	<b>48.145</b>	42.219	2:09.695 (3)	155.85	0.032	12:34:13.110
6 - D2	39.244	48.187	42.240	2:09.672 (2)	155.88	0.008	12:36:22.782
7 - D2	39.343	48.359	42.112	2:09.815	155.71	0.151	12:38:32.597
8 - D2	39.447	48.236	42.208	2:09.893	155.62	0.229	12:40:42.490
9 - D2	39.456	48.392	42.211	2:10.060	155.41	0.397	12:42:52.551
10 - D2	39.527	49.617	42.544	2:11.689	153.49	2.025	12:45:04.241
11 - D2	39.674	48.302	<b>42.110</b>	2:10.087	155.38	0.424	12:47:14.328
12 - D2	39.390	48.439	42.537	2:10.367	155.05	0.704	12:49:24.696
13 - D2	39.500	48.320	42.315	2:10.136	155.32	0.473	12:51:34.833
14 - D2	39.530	48.392	42.472	2:10.395	155.02	0.731	12:53:45.228
15 - D2	39.480	48.409	IN PIT	2:13.645	<b>P</b> 151.25	3.982	12:55:58.874
16 - D1	OUTLAP	1:45.514	IN PIT	7:00.367	<b>P</b> 48.08	4:50.703	13:02:59.241

Weather / Track : Bright / Dry

# Blancpain GT World Challenge Asia

## RACE 2 - LAP CHART

LAP 1 @ 12:25:31.357			LAP 2 @ 12:27:41.038			LAP 3 @ 12:29:50.172			LAP 4 @ 12:31:59.041			LAP 5 @ 12:34:07.641		
NO	BEHIND	LAP TIME	NO	BEHIND	LAP TIME	NO	BEHIND	LAP TIME	NO	BEHIND	LAP TIME	NO	BEHIND	LAP TIME
888		2:17.109	888		2:09.681	888		2:09.134	888		2:08.868	888		2:08.599
918	1.124	2:18.234	918	1.572	2:10.129	918	2.247	2:09.809	918	2.766	2:09.387	918	3.995	2:09.829
912	1.628	2:18.737	912	2.210	2:10.263	912	2.971	2:09.895	912	3.858	2:09.755	912	4.963	2:09.704
666	2.208	2:19.317	666	2.758	2:10.231	666	3.578	2:09.953	666	4.373	2:09.663	666	5.469	2:09.695
27	3.102	2:20.211	27	3.899	2:10.477	27	4.825	2:10.060	27	5.875	2:09.918	27	6.925	2:09.649
97	3.755	2:20.865	97	4.679	2:10.604	97	5.725	2:10.180	97	6.595	2:09.739	97	7.707	2:09.711
12	4.151	2:21.260	910	5.150	2:10.479	910	6.141	2:10.126	910	7.139	2:09.866	910	8.279	2:09.739
910	4.351	2:21.460	12	5.615	2:11.145	12	6.670	2:10.189	12	7.760	2:09.958	12	8.896	2:09.736
99	5.163	2:22.272	99	7.052	2:11.571	99	8.659	2:10.741	99	11.176	2:11.385	99	13.658	2:11.081
61	5.601	2:22.711	13	7.815	2:11.484	13	9.275	2:10.593	13	11.569	2:11.162	13	14.008	2:11.039
13	6.012	2:23.121	61	8.329	2:12.409	61	10.469	2:11.274	61	12.213	2:10.612	61	14.692	2:11.079
75	6.539	2:23.648	75	8.989	2:12.131	75	11.290	2:11.435	75	13.173	2:10.751	75	15.603	2:11.029
51	7.486	2:24.595	999	9.910	2:11.809	999	11.727	2:10.952	999	13.560	2:10.701	999	15.909	2:10.948
999	7.781	2:24.891	51	10.962	2:13.157	51	14.719	2:12.891	51	17.364	2:11.513	911	19.840	2:10.295
55	8.413	2:25.522	55	11.361	2:12.628	55	15.011	2:12.785	55	17.791	2:11.648	51	21.871	2:13.106
128	9.005	2:26.115	128	12.713	2:13.388	128	16.121	2:12.542	911	18.144	2:10.740	88	22.155	2:11.191
911	12.736	2:29.845	911	13.336	2:10.281	911	16.272	2:12.070	88	19.563	2:10.130	55	22.714	2:13.522
88	17.551	2:34.660	88	17.963	2:10.092	88	18.301	2:09.472	128	21.136	2:13.884	128	25.432	2:12.895
81	18.558	2:35.667	81	33.851	2:24.974	81	49.220	2:24.503	81	1:04.361	2:24.009	81	1:20.085	2:24.323
111	19.205	2:36.314	111	34.944	2:25.420	199	52.349	2:25.708	199	1:08.188	2:24.708	199	1:23.846	2:24.257
199	19.791	2:36.901	199	35.775	2:25.664	111	52.939	2:27.129	111	1:08.664	2:24.593	111	1:24.256	2:24.191
11	21.170	2:38.279	11	38.159	2:26.670	11	56.035	2:27.011	11	1:15.003	2:27.836	11	1:33.318	2:26.913
77	26.244	2:43.353	77	45.678	2:29.115	77	1:02.949	2:26.405	77	1:21.549	2:27.468	77	1:38.082	2:25.132

Weather / Track : Bright / Dry



# Blancpain GT World Challenge Asia

## RACE 2 - LAP CHART

LAP 6 @ 12:36:16.123			LAP 7 @ 12:38:24.667			LAP 8 @ 12:40:34.083			LAP 9 @ 12:42:43.971			LAP 10 @ 12:44:53.159		
NO	BEHIND	LAP TIME	NO	BEHIND	LAP TIME	NO	BEHIND	LAP TIME	NO	BEHIND	LAP TIME	NO	BEHIND	LAP TIME
<b>888</b>		2:08.482	<b>888</b>		2:08.544	<b>888</b>		2:09.415	<b>888</b>		2:09.887	<b>888</b>		2:09.188
<b>918</b>	5.060	2:09.546	<b>918</b>	6.349	2:09.833	<b>11</b>	1 Lap	2:28.272	<b>111</b>	1 Lap	2:24.324	<b>918</b>	8.194	2:10.628
<b>912</b>	6.165	2:09.684	<b>912</b>	7.293	2:09.672	<b>77</b>	1 Lap	2:26.485	<b>199</b>	1 Lap	2:25.760	<b>666</b>	11.081	2:11.689
<b>666</b>	6.659	2:09.672	<b>666</b>	7.930	2:09.815	<b>918</b>	6.732	2:09.799	<b>918</b>	6.754	2:09.909	<b>912</b>	11.692	2:12.850
<b>27</b>	8.330	2:09.887	<b>27</b>	9.511	2:09.724	<b>912</b>	7.810	2:09.932	<b>912</b>	8.030	2:10.107	<b>27</b>	12.567	2:12.045
<b>97</b>	8.939	2:09.714	<b>97</b>	10.225	2:09.830	<b>666</b>	8.407	2:09.893	<b>666</b>	8.580	2:10.060	<b>97</b>	13.101	2:11.591
<b>910</b>	9.715	2:09.918	<b>910</b>	10.881	2:09.710	<b>27</b>	9.829	2:09.733	<b>27</b>	9.710	2:09.769	<b>910</b>	13.529	2:11.095
<b>12</b>	10.112	2:09.698	<b>12</b>	11.376	2:09.808	<b>97</b>	10.698	2:09.888	<b>97</b>	10.697	2:09.887	<b>12</b>	14.801	2:11.520
<b>13</b>	15.626	2:10.099	<b>13</b>	16.378	2:09.296	<b>910</b>	11.322	2:09.856	<b>910</b>	11.622	2:10.187	<b>81</b>	1 Lap	2:27.332
<b>99</b>	16.940	2:11.764	<b>99</b>	18.870	2:10.474	<b>12</b>	11.775	2:09.814	<b>12</b>	12.469	2:10.581	<b>13</b>	18.090	2:10.561
<b>61</b>	17.467	2:11.256	<b>61</b>	19.694	2:10.771	<b>13</b>	16.509	2:09.546	<b>13</b>	16.717	2:10.096	<b>111</b>	1 Lap	2:26.989
<b>75</b>	18.404	2:11.282	<b>999</b>	20.950	2:11.058	<b>99</b>	20.795	2:11.341	<b>99</b>	23.406	2:12.498	<b>199</b>	1 Lap	2:28.214
<b>999</b>	18.437	2:11.010	<b>75</b>	23.058	2:13.199	<b>61</b>	21.354	2:11.075	<b>61</b>	23.549	2:12.083	<b>999</b>	26.053	2:11.520
<b>911</b>	20.737	2:09.378	<b>911</b>	23.298	2:11.105	<b>999</b>	22.391	2:10.856	<b>11</b>	1 Lap	2:30.760	<b>61</b>	26.969	2:12.607
<b>88</b>	23.068	2:09.394	<b>88</b>	24.286	2:09.762	<b>911</b>	24.094	2:10.211	<b>999</b>	23.722	2:11.218	<b>99</b>	28.507	2:14.289
<b>51</b>	25.574	2:12.184	<b>55</b>	29.570	2:12.128	<b>75</b>	25.815	2:12.171	<b>911</b>	24.462	2:10.256	<b>911</b>	28.852	2:13.577
<b>55</b>	25.986	2:11.754	<b>51</b>	31.205	2:14.176	<b>88</b>	26.057	2:11.186	<b>77</b>	1 Lap	2:32.538	<b>88</b>	29.387	2:11.081
<b>128</b>	29.387	2:12.436	<b>128</b>	32.929	2:12.086	<b>55</b>	30.488	2:10.333	<b>75</b>	27.454	2:11.527	<b>75</b>	30.954	2:12.688
<b>81</b>	1:36.086	2:24.482	<b>81</b>	1:51.848	2:24.307	<b>51</b>	33.383	2:11.592	<b>88</b>	27.494	2:11.324	<b>55</b>	33.877	2:11.835
<b>199</b>	1:39.279	2:23.914	<b>111</b>	1:55.356	2:24.311	<b>128</b>	35.538	2:12.025	<b>55</b>	31.229	2:10.628	<b>51</b>	39.707	2:13.407
<b>111</b>	1:39.589	2:23.815	<b>199</b>	1:56.437	2:25.702	<b>81</b>	2:06.977	2:24.544	<b>51</b>	35.488	2:11.993	<b>128</b>	42.839	2:14.431
<b>11</b>	1:52.386	2:27.550							<b>128</b>	37.597	2:11.946	<b>11</b>	1 Lap	2:31.064
<b>77</b>	1:55.429	2:25.828										<b>77</b>	1 Lap	2:29.455

Weather / Track : Bright / Dry

# Blancpain GT World Challenge Asia

## RACE 2 - LAP CHART

LAP 11 @ 12:47:02.265			LAP 12 @ 12:49:11.337			LAP 13 @ 12:51:20.272			LAP 14 @ 12:53:29.383			LAP 15 @ 12:55:38.534		
NO	BEHIND	LAP TIME	NO	BEHIND	LAP TIME	NO	BEHIND	LAP TIME	NO	BEHIND	LAP TIME	NO	BEHIND	LAP TIME
<b>888</b>		2:09.105	<b>888</b>		2:09.072	<b>888</b>		2:08.935	<b>888</b>		2:09.111	<b>888</b>		2:09.150
<b>918</b>	8.945	2:09.857	<b>918</b>	10.057	2:10.184	<b>918</b>	11.147	2:10.024	<b>911</b>	1 Lap	3:45.789	<b>911</b>	1 Lap	2:09.405
<b>666</b>	12.063	2:10.087	<b>666</b>	13.359	2:10.367	<b>666</b>	14.561	2:10.136	<b>918</b>	12.013	2:09.977	<b>918</b>	12.845	2:09.982
<b>912</b>	13.227	2:10.640	<b>912</b>	14.630	2:10.475	<b>912</b>	15.914	2:10.218	<b>666</b>	15.845	2:10.395	<b>666</b>	20.340	2:13.645 P
<b>27</b>	13.954	2:10.493	<b>97</b>	15.783	2:10.475	<b>97</b>	16.821	2:09.973	<b>912</b>	20.714	2:13.911 P	<b>13</b>	26.694	2:13.804 P
<b>97</b>	14.380	2:10.384	<b>910</b>	16.297	2:10.392	<b>910</b>	17.561	2:10.198	<b>97</b>	21.287	2:13.577 P	<b>61</b>	43.273	2:15.747 P
<b>910</b>	14.977	2:10.553	<b>27</b>	19.266	2:14.384 P	<b>13</b>	20.867	2:10.021	<b>13</b>	22.040	2:10.284	<b>88</b>	43.798	2:14.781 P
<b>12</b>	15.714	2:10.019	<b>13</b>	19.781	2:09.980	<b>61</b>	35.030	2:10.579	<b>910</b>	22.097	2:13.647 P	<b>55</b>	53.129	2:16.430 P
<b>13</b>	18.872	2:09.887	<b>12</b>	20.110	2:13.467 P	<b>88</b>	37.284	2:09.933	<b>61</b>	36.677	2:10.758	<b>51</b>	1:00.954	2:16.666 P
<b>999</b>	29.938	2:12.990	<b>61</b>	33.385	2:12.000	<b>75</b>	40.998	2:11.162	<b>88</b>	38.167	2:09.994	<b>128</b>	1:08.967	2:19.099 P
<b>61</b>	30.457	2:12.594	<b>999</b>	35.515	2:14.649 P	<b>99</b>	42.233	2:12.116	<b>55</b>	45.849	2:11.953	<b>11</b>	2 Laps	2:26.279
<b>911</b>	30.827	2:11.081	<b>911</b>	35.965	2:14.209 P	<b>55</b>	43.007	2:12.222	<b>75</b>	46.337	2:14.449 P	<b>12</b>	1:50.740	2:09.188
<b>81</b>	1 Lap	2:26.031	<b>88</b>	36.285	2:11.127	<b>51</b>	50.287	2:12.039	<b>99</b>	48.352	2:15.230 P	<b>199</b>	1 Lap	2:29.023 P
<b>88</b>	34.229	2:13.947	<b>75</b>	38.771	2:13.065	<b>128</b>	55.144	2:12.478	<b>51</b>	53.438	2:12.262	<b>912</b>	1:56.922	3:45.359
<b>99</b>	34.257	2:14.856	<b>99</b>	39.052	2:13.866	<b>81</b>	1 Lap	2:26.202	<b>128</b>	59.019	2:12.985	<b>910</b>	1:57.193	3:44.246
<b>75</b>	34.778	2:12.929	<b>55</b>	39.719	2:11.883	<b>199</b>	1 Lap	2:25.760	<b>11</b>	2 Laps	3:54.052	<b>27</b>	2:03.189	2:10.003
<b>55</b>	36.908	2:12.137	<b>51</b>	47.183	2:12.949	<b>77</b>	1 Lap	2:26.211	<b>81</b>	1 Lap	2:31.619 P	<b>97</b>	2:07.520	3:55.383
<b>199</b>	1 Lap	2:28.753	<b>81</b>	1 Lap	2:26.236	<b>12</b>	1:51.038	3:39.863	<b>199</b>	1 Lap	2:25.755	<b>999</b>	2:08.686	2:10.413
<b>51</b>	43.305	2:12.704	<b>128</b>	51.600	2:13.532	<b>27</b>	2:02.321	3:51.989	<b>111</b>	2 Laps	4:47.401	<b>111</b>	2 Laps	2:33.234 P
<b>128</b>	47.140	2:13.406	<b>199</b>	1 Lap	2:25.620	<b>999</b>	2:06.596	3:40.016	<b>12</b>	1:50.702	2:08.775			
<b>111</b>	1 Lap	2:44.721	<b>111</b>	1 Lap	2:30.985 P				<b>27</b>	2:02.336	2:09.126			
<b>11</b>	1 Lap	2:28.668	<b>77</b>	1 Lap	2:30.109				<b>999</b>	2:07.424	2:09.939			
<b>77</b>	1 Lap	2:27.520	<b>11</b>	1 Lap	2:33.988 P				<b>77</b>	1 Lap	2:33.716 P			

Weather / Track : Bright / Dry

# Blancpain GT World Challenge Asia

## RACE 2 - LAP CHART

LAP 16 @ 12:57:51.763			LAP 17 @ 13:01:38.166			LAP 18 @ 13:03:54.126			LAP 19 @ 13:06:08.028			LAP 20 @ 13:08:21.234		
NO	BEHIND	LAP TIME	NO	BEHIND	LAP TIME	NO	BEHIND	LAP TIME	NO	BEHIND	LAP TIME	NO	BEHIND	LAP TIME
<b>888</b>		2:13.229 <b>P</b>	<b>888</b>		3:46.403	<b>888</b>		2:15.960	<b>888</b>		2:13.902	<b>888</b>		2:13.206
<b>911</b>	1 Lap	2:09.272	<b>918</b>	10.544	3:42.814	<b>199</b>	2 Laps	2:26.854	<b>12</b>	1.862	2:09.680	<b>12</b>	2.891	2:14.235 <b>P</b>
<b>99</b>	1 Lap	3:44.005	<b>12</b>	11.353	2:10.029	<b>12</b>	6.083	2:10.690	<b>918</b>	5.225	2:12.158	<b>918</b>	3.323	2:11.303
<b>75</b>	1 Lap	3:49.693	<b>11</b>	2 Laps	2:26.346	<b>81</b>	2 Laps	2:25.130	<b>910</b>	11.296	2:11.664	<b>910</b>	7.902	2:09.812
<b>918</b>	14.133	2:14.517 <b>P</b>	<b>912</b>	18.239	2:10.262	<b>918</b>	6.969	2:12.385	<b>912</b>	12.062	2:13.205	<b>912</b>	9.341	2:10.485
<b>81</b>	2 Laps	4:11.631	<b>910</b>	18.586	2:09.964	<b>912</b>	12.758	2:10.479	<b>27</b>	16.812	2:11.710	<b>27</b>	13.999	2:10.393
<b>11</b>	2 Laps	2:26.560	<b>27</b>	24.600	2:10.649	<b>910</b>	13.534	2:10.909	<b>199</b>	2 Laps	2:27.487	<b>97</b>	15.466	2:09.961
<b>12</b>	1:47.727	2:10.216	<b>97</b>	28.383	2:10.841	<b>27</b>	19.003	2:10.364	<b>81</b>	2 Laps	2:25.750	<b>999</b>	23.068	2:12.097
<b>912</b>	1:54.379	2:10.686	<b>13</b>	29.802	2:16.674	<b>97</b>	22.688	2:10.265	<b>97</b>	18.711	2:09.925	<b>911</b>	23.574	2:11.882
<b>910</b>	1:55.025	2:11.060	<b>999</b>	31.751	2:11.462	<b>11</b>	2 Laps	2:26.139	<b>999</b>	24.177	2:10.659	<b>13</b>	30.752	2:15.561
<b>13</b>	1:59.531	3:46.066	<b>911</b>	32.928	2:09.779	<b>999</b>	27.419	2:11.628	<b>911</b>	24.898	2:10.810	<b>61</b>	30.903	2:12.311
<b>27</b>	2:00.353	2:10.393	<b>61</b>	39.686	2:12.531	<b>911</b>	27.989	2:11.021	<b>13</b>	28.397	2:13.013	<b>81</b>	2 Laps	2:27.222
<b>77</b>	2 Laps	4:17.189	<b>77</b>	2 Laps	2:27.631	<b>13</b>	29.286	2:15.444	<b>61</b>	31.798	2:11.087	<b>199</b>	2 Laps	2:29.426
<b>97</b>	2:03.944	2:09.653	<b>99</b>	48.972	2:13.789	<b>61</b>	34.612	2:10.886	<b>11</b>	2 Laps	2:26.420	<b>99</b>	38.761	2:10.800
<b>999</b>	2:06.691	2:11.234	<b>88</b>	51.440	2:18.786	<b>99</b>	44.156	2:11.144	<b>99</b>	41.167	2:10.913	<b>11</b>	2 Laps	2:25.289
<b>911</b>	2:09.551	2:09.544	<b>75</b>	56.806	2:14.394	<b>88</b>	52.775	2:17.295	<b>88</b>	54.178	2:15.304	<b>88</b>	55.540	2:14.568
<b>61</b>	2:13.558	3:43.513	<b>51</b>	1:09.479	2:17.082	<b>75</b>	55.964	2:15.118	<b>75</b>	55.331	2:13.268	<b>75</b>	55.967	2:13.842
<b>88</b>	2:19.057	3:48.488	<b>128</b>	1:20.183	2:18.274	<b>77</b>	2 Laps	2:27.823	<b>77</b>	2 Laps	2:25.663	<b>51</b>	1:15.547	2:16.398
<b>99</b>	2:21.586	2:11.607	<b>666</b>	1 Lap	7:00.367 <b>P</b>	<b>51</b>	1:09.937	2:16.418	<b>51</b>	1:12.354	2:16.319	<b>77</b>	2 Laps	2:26.575
<b>75</b>	2:28.814	2:15.163	<b>111</b>	2 Laps	2:25.055	<b>128</b>	1:21.123	2:16.899	<b>128</b>	1:34.475	2:27.254	<b>128</b>	1:50.888	2:29.619
<b>51</b>	2:38.800	3:51.074	<b>55</b>	1:44.327	2:27.799	<b>111</b>	2 Laps	2:25.230	<b>111</b>	2 Laps	2:25.538	<b>111</b>	2 Laps	2:25.077
<b>111</b>	2 Laps	2:51.448				<b>55</b>	1:53.487	2:25.120	<b>55</b>	2:05.517	2:25.932			
<b>128</b>	2:48.312	3:52.573												
<b>55</b>	3:02.930	4:23.030												
<b>199</b>	1 Lap	4:01.546												
<b>81</b>	1 Lap	2:25.605												

Weather / Track : Bright / Dry

# Blancpain GT World Challenge Asia

## RACE 2 - LAP CHART

LAP 21 @ 13:10:35.068			LAP 22 @ 13:12:47.262			LAP 23 @ 13:14:58.224			LAP 24 @ 13:17:08.994			LAP 25 @ 13:19:21.330		
NO	BEHIND	LAP TIME	NO	BEHIND	LAP TIME	NO	BEHIND	LAP TIME	NO	BEHIND	LAP TIME	NO	BEHIND	LAP TIME
<b>888</b>		2:13.833	<b>918</b>		2:11.811	<b>918</b>		2:10.961	<b>918</b>		2:10.769	<b>918</b>		2:12.336
<b>918</b>	0.382	2:10.892	<b>128</b>	1 Lap	2:35.369	<b>888</b>	4.135	2:13.020	<b>910</b>	4.043	2:10.318	<b>910</b>	2.442	2:10.736
<b>910</b>	5.386	2:11.317	<b>888</b>	2.076	2:14.270	<b>910</b>	4.494	2:12.065	<b>888</b>	5.556	2:12.190	<b>77</b>	3 Laps	2:26.597
<b>912</b>	6.250	2:10.742	<b>910</b>	3.391	2:10.199	<b>912</b>	5.512	2:11.455	<b>912</b>	6.184	2:11.442	<b>912</b>	5.448	2:11.600
<b>55</b>	1 Lap	2:30.683	<b>912</b>	5.018	2:10.962	<b>27</b>	9.493	2:12.092	<b>27</b>	9.009	2:10.286	<b>888</b>	7.115	2:13.895
<b>27</b>	10.182	2:10.016	<b>27</b>	8.362	2:10.373	<b>97</b>	9.797	2:12.026	<b>97</b>	9.592	2:10.565	<b>27</b>	8.190	2:11.517
<b>97</b>	11.103	2:09.469	<b>97</b>	8.731	2:09.823	<b>111</b>	3 Laps	2:30.446	<b>999</b>	18.353	2:10.409	<b>97</b>	8.485	2:11.229
<b>999</b>	19.469	2:10.234	<b>999</b>	18.238	2:10.963	<b>999</b>	18.713	2:11.436	<b>911</b>	19.507	2:11.075	<b>999</b>	16.184	2:10.167
<b>911</b>	20.516	2:10.775	<b>911</b>	19.085	2:10.762	<b>911</b>	19.202	2:11.078	<b>12</b>	20.465	2:11.597	<b>911</b>	17.964	2:10.793
<b>12</b>	22.523	2:33.465	<b>12</b>	19.793	2:09.463	<b>12</b>	19.638	2:10.806	<b>61</b>	29.902	2:11.139	<b>12</b>	18.349	2:10.220
<b>61</b>	28.754	2:11.683	<b>61</b>	28.299	2:11.739	<b>61</b>	29.532	2:12.194	<b>111</b>	3 Laps	2:27.316	<b>61</b>	28.179	2:10.613
<b>13</b>	36.268	2:19.349 <b>P</b>	<b>55</b>	1 Lap	2:33.489	<b>128</b>	1 Lap	2:40.343	<b>99</b>	39.413	2:13.108	<b>99</b>	38.596	2:11.520
<b>99</b>	37.145	2:12.217	<b>99</b>	36.300	2:11.349	<b>99</b>	37.074	2:11.735	<b>128</b>	1 Lap	2:24.353	<b>111</b>	3 Laps	2:25.278
<b>81</b>	2 Laps	2:24.869	<b>81</b>	2 Laps	2:24.542	<b>55</b>	1 Lap	2:29.596	<b>55</b>	1 Lap	2:26.072	<b>128</b>	1 Lap	2:21.438
<b>199</b>	2 Laps	2:25.947	<b>199</b>	2 Laps	2:25.395	<b>88</b>	1:08.033	2:16.949	<b>88</b>	1:11.834	2:14.570	<b>88</b>	1:16.331	2:16.833
<b>88</b>	1:00.657	2:18.950	<b>88</b>	1:02.045	2:13.582	<b>75</b>	1:08.372	2:16.972	<b>75</b>	1:12.125	2:14.522	<b>13</b>	1:17.372	2:16.929
<b>75</b>	1:01.269	2:19.135	<b>75</b>	1:02.361	2:13.286	<b>13</b>	1:09.049	2:14.936	<b>13</b>	1:12.779	2:14.499	<b>75</b>	1:17.583	2:17.794
<b>11</b>	2 Laps	2:27.404	<b>13</b>	1:05.074	2:40.999	<b>81</b>	2 Laps	2:26.321	<b>81</b>	2 Laps	2:24.741	<b>55</b>	1 Lap	2:33.671
<b>51</b>	1:17.748	2:16.035	<b>11</b>	2 Laps	2:27.332	<b>199</b>	2 Laps	2:26.325	<b>199</b>	2 Laps	2:25.747	<b>81</b>	2 Laps	2:25.005
<b>77</b>	2 Laps	2:22.504	<b>51</b>	1:21.453	2:15.899	<b>51</b>	1:27.104	2:16.612	<b>51</b>	1:33.476	2:17.142	<b>51</b>	1:38.252	2:17.112
<b>111</b>	2 Laps	2:25.959	<b>77</b>	2 Laps	2:26.157	<b>11</b>	2 Laps	2:26.160	<b>11</b>	2 Laps	2:26.641	<b>199</b>	2 Laps	2:25.422
						<b>77</b>	2 Laps	2:26.327				<b>11</b>	2 Laps	2:26.321

Weather / Track : Bright / Dry

# Blancpain GT World Challenge Asia

## RACE 2 - LAP CHART

LAP 26 @ 13:21:32.012			LAP 27 @ 13:23:43.427		
NO	BEHIND	LAP TIME	NO	BEHIND	LAP TIME
<b>918</b>		2:10.681	<b>918</b>		2:11.415
<b>910</b>	1.799	2:10.038	<b>910</b>	1.218	2:10.834
<b>912</b>	5.697	2:10.930	<b>912</b>	6.027	2:11.746
<b>888</b>	9.704	2:13.270	<b>97</b>	8.896	2:10.317
<b>97</b>	9.995	2:12.191	<b>11</b>	3 Laps	2:28.420
<b>27</b>	11.176	2:13.667	<b>888</b>	13.498	2:15.209
<b>999</b>	17.384	2:11.882	<b>27</b>	13.758	2:13.998
<b>911</b>	18.980	2:11.697	<b>999</b>	17.226	2:11.257
<b>12</b>	19.242	2:11.574	<b>911</b>	18.847	2:11.282
<b>77</b>	3 Laps	2:30.032	<b>12</b>	19.186	2:11.359
<b>61</b>	28.236	2:10.739	<b>61</b>	28.358	2:11.537
<b>99</b>	39.060	2:11.145	<b>99</b>	38.919	2:11.274
<b>111</b>	3 Laps	2:25.496	<b>77</b>	3 Laps	2:28.621
<b>128</b>	1 Lap	2:21.871	<b>128</b>	1 Lap	2:21.778
<b>88</b>	1:19.699	2:14.049	<b>111</b>	3 Laps	2:24.992
<b>13</b>	1:22.514	2:15.823	<b>88</b>	1:22.816	2:14.532
<b>75</b>	1:22.592	2:15.691	<b>75</b>	1:24.846	2:13.669
<b>55</b>	1 Lap	2:26.577	<b>13</b>	1:25.964	2:14.865
<b>51</b>	1:45.699	2:18.128	<b>51</b>	1:54.730	2:20.445
<b>81</b>	2 Laps	2:24.812	<b>55</b>	1 Lap	2:25.822
<b>199</b>	2 Laps	2:26.143	<b>81</b>	2 Laps	2:25.161
			<b>199</b>	2 Laps	2:26.471

Weather / Track : Bright / Dry

Results can be found at [www.tsl-timing.com](http://www.tsl-timing.com)

Page 6 of 6

Korea International Circuit  
Circuit Length = 5.615 km  
Start: 12:23 Flag 13:23 End: 13:29

Printed - 13:44 Sunday, 04 August 2019

# Blancpain GT World Challenge Asia

## RACE 2 - POSITION CHART

No	Name	Lap																															
		Pos	1	2	3	4	5	6	7	8	9	10	11	12	13	14	15	16	17	18	19	20	21	22	23	24	25	26	27				
888	Triple Eight Race Engin	1	888	888	888	888	888	888	888	888	888	888	888	888	888	888	888	888	888	888	888	888	888	888	918	918	918	918	918	918			
918	Panther/AAS Motorspor	2	918	918	918	918	918	918	918	918	918	918	918	918	918	918	918	918	918	918	918	918	918	918	918	918	918	918	918	918			
97	Solite Indigo Racing	3	912	912	912	912	912	912	912	912	912	666	666	666	666	666	666	666	12	12	918	918	918	910	910	910	910	888	912	912	912		
912	Absolute Racing	4	666	666	666	666	666	666	666	666	666	666	666	912	912	912	912	912	912	912	912	912	912	912	912	912	912	912	888	888	97		
13	Audi Sport Asia Team A	5	27	27	27	27	27	27	27	27	27	27	27	27	27	27	27	27	27	27	27	27	27	27	27	27	27	27	27	27	888		
88	Craft-Bamboo Racing	6	97	97	97	97	97	97	97	97	97	97	97	97	97	97	97	97	97	97	97	97	97	97	97	97	97	97	97	97	97		
666	Vincenzo Sospiri Racing	7	12	910	910	910	910	910	910	910	910	910	910	910	910	27	13	910	55	27	97	97	97	97	97	97	97	97	97	97	97		
27	HubAuto Corsa	8	910	12	12	12	12	12	12	12	12	12	12	12	12	13	61	61	51	97	13	999	999	999	911	911	911	911	911	911	911		
910	JRM	9	99	99	99	99	99	13	13	13	13	13	13	13	13	12	88	88	128	999	999	911	911	911	12	12	12	12	12	12	12		
12	Audi Sport Asia Team A	10	61	13	13	13	13	99	99	99	99	99	999	999	61	75	55	12	911	911	13	13	13	61	61	61	61	61	61	61	61		
911	Absolute Racing	11	13	61	61	61	61	61	61	61	61	61	61	61	61	61	999	99	75	912	61	61	61	61	61	61	13	99	99	99	99	99	
55	Craft-Bamboo Racing	12	75	75	75	75	75	75	75	999	999	999	99	911	911	55	99	910	88	99	99	99	99	99	99	99	99	99	88	88	88	88	
99	Craft-Bamboo Racing	13	51	999	999	999	999	999	75	911	911	911	88	88	51	51	27	99	88	88	88	88	88	88	88	88	88	75	75	75	13	13	75
61	ABSSA Motorsport	14	999	51	51	51	911	911	911	75	75	88	99	75	128	128	97	75	75	75	75	75	75	75	75	13	13	13	75	75	13		
999	Audi Sport Asia Team T	15	55	55	55	55	51	88	88	88	88	75	75	99	12	12	999	51	51	51	51	51	51	51	51	51	51	51	51	51	51	51	
51	AMAC Motorsport	16	128	128	128	911	88	51	55	55	55	55	55	55	55	27	27	911	128	128	128	128	128	128	128	128	128	128	128	128	128		
128	Vattana Motorsport	17	911	911	911	88	55	55	51	51	51	51	51	51	51	999	999	99	55	55	55	55	55	55	55	55	55	55	55	55	55		
75	T2 Motorsports	18	88	88	88	128	128	128	128	128	128	128	128	128	128	128	911	911	75	666	199	81	81	81	81	81	81	81	81	81	81		
111	Team iRace.Win	19	81	81	81	81	81	81	81	81	81	81	81	81	81	81	81	81	81	81	199	199	199	199	199	199	199	199	199	199	199		
81	BMW Team Studie	20	111	111	199	199	199	199	111	111	111	111	199	199	199	199	199	81	81	11	11	11	11	11	11	11	11	11	11	11	11		
77	Craft-Bamboo Racing	21	199	199	111	111	111	111	199	199	199	111	111	77	77	11	11	11	11	11	77	77	77	77	77	77	77	77	77	77	77		
199	Team iRace.Win	22	11	11	11	11	11	11	11	11	11	11	11	11	77	11	11	77	77	77	111	111	111	111	111	111	111	111	111	111	111		
11	GTO Racing with TTR	23	77	77	77	77	77	77	77	77	77	77	77	77	77	77	77	77	77	77	77	77	77	77	77	77	77	77	77	77	77		

Weather / Track : Bright / Dry

Korea International Circuit  
Circuit Length = 5.615 km  
Start: 12:23 Flag 13:23 End: 13:29

# Blancpain GT World Challenge Asia

## RACE 2 - BEST SECTORS

SECTOR 1				SECTOR 2				SECTOR 3				IDEAL / BEST COMPARISON			
POS	NO	NAME	TIME	NO	NAME	TIME	NO	NAME	TIME	POS	NO	NAME	IDEAL	BEST	DIFF
													<b>PERFECT LAP</b>	<b>2:08.091</b>	
1	918	Panther/AAS Motors	39.108	888	Triple Eight Race Er	47.589	12	Audi Sport Asia Tea	41.393	1	888	Triple Eight Race Eng	2:08.402	2:08.482	0.079
2	12	Audi Sport Asia Tea	39.148	97	Solite Indigo Racing	47.913	888	Triple Eight Race Er	41.635	2	12	Audi Sport Asia Team	2:08.615	2:08.775	0.160
3	888	Triple Eight Race Er	39.176	27	HubAuto Corsa	47.955	88	Craft-Bamboo Racir	41.775	3	911	Absolute Racing	2:09.059	2:09.272	0.213
4	27	HubAuto Corsa	39.184	88	Craft-Bamboo Racir	47.963	97	Solite Indigo Racing	41.832	4	27	HubAuto Corsa	2:09.126	2:09.126	0.000
5	910	JRM	39.187	911	Absolute Racing	48.011	911	Absolute Racing	41.849	5	97	Solite Indigo Racing	2:09.130	2:09.469	0.339
6	666	Vincenzo Sospiri Ra	39.190	918	Panther/AAS Motors	48.050	13	Audi Sport Asia Tea	41.863	6	88	Craft-Bamboo Racing	2:09.198	2:09.394	0.196
7	911	Absolute Racing	39.197	12	Audi Sport Asia Tea	48.072	910	JRM	41.932	7	910	JRM	2:09.254	2:09.710	0.456
8	13	Audi Sport Asia Tea	39.315	13	Audi Sport Asia Tea	48.087	912	Absolute Racing	41.954	8	13	Audi Sport Asia Team	2:09.265	2:09.296	0.030
9	912	Absolute Racing	39.320	912	Absolute Racing	48.124	27	HubAuto Corsa	41.986	9	918	Panther/AAS Motors	2:09.305	2:09.387	0.081
10	75	T2 Motorsports	39.325	910	JRM	48.135	999	Audi Sport Asia Tea	42.001	10	912	Absolute Racing	2:09.398	2:09.672	0.273
11	61	ABSSA Motorsport	39.353	666	Vincenzo Sospiri Ra	48.145	666	Vincenzo Sospiri Ra	42.110	11	666	Vincenzo Sospiri Raci	2:09.445	2:09.663	0.217
12	97	Solite Indigo Racing	39.384	999	Audi Sport Asia Tea	48.272	918	Panther/AAS Motors	42.146	12	999	Audi Sport Asia Team	2:09.715	2:09.939	0.224
13	999	Audi Sport Asia Tea	39.441	55	Craft-Bamboo Racir	48.303	55	Craft-Bamboo Racir	42.175	13	55	Craft-Bamboo Racing	2:10.195	2:10.333	0.138
14	88	Craft-Bamboo Racir	39.459	99	Craft-Bamboo Racir	48.383	61	ABSSA Motorsport	42.363	14	61	ABSSA Motorsport	2:10.232	2:10.579	0.346
15	99	Craft-Bamboo Racir	39.491	61	ABSSA Motorsport	48.516	99	Craft-Bamboo Racir	42.365	15	99	Craft-Bamboo Racing	2:10.241	2:10.474	0.232
16	128	Vattana Motorsport	39.616	75	T2 Motorsports	48.575	75	T2 Motorsports	42.692	16	75	T2 Motorsports	2:10.593	2:10.751	0.158
17	51	AMAC Motorsport	39.623	51	AMAC Motorsport	48.836	51	AMAC Motorsport	42.693	17	51	AMAC Motorsport	2:11.153	2:11.513	0.359
18	55	Craft-Bamboo Racir	39.716	128	Vattana Motorsport	48.976	128	Vattana Motorsport	43.098	18	128	Vattana Motorsport	2:11.691	2:11.946	0.254
19	81	BMW Team Studie	43.225	77	Craft-Bamboo Racir	50.777	111	Team iRace.Win	46.574	19	77	Craft-Bamboo Racing	2:21.327	2:22.504	1.176
20	199	Team iRace.Win	43.302	111	Team iRace.Win	53.194	77	Craft-Bamboo Racir	46.899	20	111	Team iRace.Win	2:23.149	2:23.815	0.666
21	111	Team iRace.Win	43.380	199	Team iRace.Win	53.448	199	Team iRace.Win	47.017	21	199	Team iRace.Win	2:23.767	2:23.914	0.146
22	11	GTO Racing with TT	43.405	81	BMW Team Studie	53.517	81	BMW Team Studie	47.031	22	81	BMW Team Studie	2:23.774	2:24.009	0.235
23	77	Craft-Bamboo Racir	43.650	11	GTO Racing with TT	53.936	11	GTO Racing with TT	47.525	23	11	GTO Racing with TTR	2:24.867	2:25.289	0.422

Weather / Track : Bright / Dry

Results can be found at [www.tsl-timing.com](http://www.tsl-timing.com)

Korea International Circuit  
Circuit Length = 5.615 km  
Start: 12:23 Flag 13:23 End: 13:29

Printed - 13:41 Sunday, 04 August 2019

# Blancpain GT World Challenge Asia

## RACE 2 - DRIVER STATISTICS

POS	NO	CL	PIC	TEAM / DRIVERS	CAR	LAPS	RACE TIME	%	BEST	ON	KPH
1	918	GT3PA	1	Panther/AAS Motorsport (CHN)	Porsche 911 GT3 R	27	<b>1:00:29.179</b>				
				Vutthikorn INTHRAPHUVASAK (THA)		11	24:06.808	39.87	2:10.681	26	154.68
				Alexandre IMPERATORI (CHE)		16	36:22.371	60.13	2:09.387	4	156.22
2	910	GT3PA	2	JRM (CHN)	Porsche 911 GT3 R	27	<b>1:00:30.398</b>				
				Anthony LIU (CHN)		13	28:19.040	46.80	2:09.812	20	155.71
				Chris VAN DER DRIFT (NZL)		14	32:11.358	53.20	2:09.710	7	155.83
3	912	GT3S	1	Absolute Racing (CHN)	Porsche 911 GT3 R	27	<b>1:00:35.207</b>				
				Yuan BO (CHN)		13	28:24.348	46.88	2:10.262	17	155.17
				Leo Ye HONGLI (CHN)		14	32:10.859	53.12	2:09.672	7	155.88
4	97	GT3S	2	Solite Indigo Racing (KOR)	Mercedes-AMG GT3	27	<b>1:00:38.076</b>				
				Roelof BRUINS (KOR)		13	28:15.257	46.60	2:09.469	21	156.12
				Manuel METZGER (DEU)		14	32:22.818	53.40	2:09.711	5	155.83
5	888	GT3PA	3	Triple Eight Race Engineering Australia	Mercedes-AMG GT3	27	<b>1:00:42.678</b>				
				HH Prince Abdul Rahman IBRAHIM (MYS)		11	24:34.615	40.48	2:12.190	24	152.91
				Shane VAN GISBERGEN (NZL)		16	36:08.063	59.52	2:08.482	6	157.32
6	27	GT3S	3	HubAuto Corsa (TPE)	Ferrari 488 GT3	27	<b>1:00:42.938</b>				
				Yuya SAKAMOTO (JPN)		15	32:45.023	53.94	2:09.126	14	156.54
				Marcos GOMES (BRA)		12	27:57.914	46.06	2:09.649	5	155.91
7	999	GT3S	4	Audi Sport Asia Team TSRT (CHN)	Audi R8 LMS GT3 2019	27	<b>1:00:46.406</b>				
				Weian CHEN (CHN)		15	32:42.912	53.83	2:09.939	14	155.56
				Rahel FREY (CHE)		12	28:03.493	46.17	2:10.701	4	154.65
8	911	GT3S	5	Absolute Racing (CHN)	Porsche 911 GT3 R	27	<b>1:00:48.027</b>				
				Tanart SATHIENTHIRAKUL (THA)		15	32:39.306	53.71	2:09.272	15	156.36
				Philip HAMPRECHT (DEU)		12	28:08.721	46.29	2:09.378	6	156.23
9	12	GT3S	6	Audi Sport Asia Team Absolute Racing	Audi R8 LMS GT3 2019	27	<b>1:00:48.366</b>				
				Weiron TAN (MYS)		15	32:34.760	53.58	2:08.775	14	156.97
				Martin RUMP (EST)		12	27:47.965	45.72	2:09.698	6	155.85
10	61	GT3PA	4	ABSSA Motorsport (JPN)	McLaren 720S GT3	27	<b>1:00:57.538</b>				
				Piti BHIROMBHAKDI (THA)		12	26:19.454	43.18	2:10.613	25	154.76
				Keita SAWA (JPN)		15	34:38.083	56.82	2:10.579	13	154.80
11	99	GT3S	7	Craft-Bamboo Racing (HKG)	Mercedes-AMG GT3	27	<b>1:01:08.099</b>				
				Christina NIELSEN (DNK)		13	28:33.551	46.71	2:10.800	20	154.54
				Darryl O'YOUNG (HKG)		14	32:34.547	53.29	2:10.474	7	154.92
12	88	GT3PA	5	Craft-Bamboo Racing (HKG)	Mercedes-AMG GT3	27	<b>1:01:51.996</b>				
				Jeffrey LEE (TPE)		12	27:12.735	43.99	2:13.582	22	151.32
				Maximilian GOETZ (DEU)		15	34:39.260	56.01	2:09.394	6	156.21
13	75	GT3PA	6	T2 Motorsports (SGP)	Ferrari 488 GT3	27	<b>1:01:54.026</b>				
				David TJIPTOBIANTORO (IDN)		13	29:20.240	47.39	2:13.268	19	151.67
				Rio HARYANTO (IDN)		14	32:33.786	52.61	2:10.751	4	154.59
14	13	GT3PA	7	Audi Sport Asia Team Absolute Racing	Audi R8 LMS GT3 2019	27	<b>1:01:55.144</b>				
				Jingzu SUN (CHN)		12	27:05.364	43.75	2:13.013	19	151.97
				Congfu CHENG (CHN)		15	34:20.593	55.46	2:09.296	7	156.33
15	51	GT3AM	1	AMAC Motorsport (AUS)	Lamborghini Huracan GT3 EVO	27	<b>1:02:23.909</b>				
				Andrew MACPHERSON (AUS)		12	27:25.137	43.94	2:15.899	22	148.74
				William Ben PORTER (AUS)		15	34:58.771	56.06	2:11.513	4	153.70
16	128	GT3AM	2	Vattana Motorsport (THA)	Lamborghini Huracan GT3 EVO	26	<b>1:01:43.030</b>				
				Chonsawat ASAVAHAME (THA)		11	26:35.279	43.08	2:16.899	18	147.65
				Akihiro ASAI (JPN)		15	35:07.750	56.92	2:11.946	9	153.19
17	55	GT3PA	8	Craft-Bamboo Racing (HKG)	Mercedes-AMG GT3	26	<b>1:02:25.210</b>				
				Daniel AU (SGP)		11	27:18.513	43.75	2:25.120	18	139.29
				Melvin MOH (MYS)		15	35:06.697	56.25	2:10.333	8	155.09
18	81	GT4AM	1	BMW Team Studie (JPN)	BMW M4 GT4	25	<b>1:02:35.027</b>				
				Sunako JUKUCHOU (JPN)		12	29:03.375	46.43	2:24.542	20	139.84
				Takayuki KINOSHITA (JPN)		13	33:31.652	53.57	2:24.009	4	140.36
19	199	GT4AM	2	Team iRace.Win (TPE)	Mercedes-AMG GT4	25	<b>1:02:42.512</b>				
				Keo CHANG (TPE)		11	26:51.195	42.82	2:25.395	20	139.02
				Joe CHI (TPE)		14	35:51.317	57.18	2:23.914	6	140.45

Korea International Circuit

Circuit Length = 5.615 km

Start: 12:23 Flag 13:23 End: 13:29

Weather / Track : Bright / Dry



## Blancpain GT World Challenge Asia

### RACE 2 - DRIVER STATISTICS

POS	NO	CL	PIC	TEAM / DRIVERS	CAR	LAPS	RACE TIME	%	BEST	ON	KPH
20	11	GT4AM	3	GTO Racing with TTR (JPN)	Mercedes-AMG GT4	24	<b>1:00:40.385</b>				
						13	31:43.028	52.28	2:25.289	18	139.12
						11	28:57.357	47.72	2:26.670	2	137.81
21	77	GT4AM	4	Craft-Bamboo Racing (HKG)	Mercedes-AMG GT4	24	<b>1:01:08.465</b>				
						11	26:56.599	44.07	2:22.504	19	141.84
						13	34:11.865	55.93	2:25.132	5	139.27
22	111	GT4AM	5	Team iRace.Win (TPE)	Mercedes-AMG GT4	24	<b>1:01:45.273</b>				
						0	0.000	0.00		0	
						24	58:56.719	95.45	2:23.815	6	140.55
23	666	GT3PA	9	Vincenzo Sospiri Racing (ITA)	Lamborghini Huracán GT3 EVO	16	<b>39:44.993</b>				
						1	5:29.132	13.80		0	
						15	34:15.861	86.20	2:09.663	4	155.89

Weather / Track : Bright / Dry

Korea International Circuit  
 Circuit Length = 5.615 km  
 Start: 12:23 Flag 13:23 End: 13:29

# Blancpain GT World Challenge Asia

## RACE 2 - PIT STOP ANALYSIS

<b>P1 918 GT3PA Panther/AAS Motorsport</b>		<b>Porsche 911 GT3 R</b>					
D1: Vutthikorn INTHRAPHUVASAK	Total Stint: 11 Laps - 24:06.808 (39.87%)	Best Lap: 2:10.681 On Lap 26 @ 154.68 kph					
D2: Alexandre IMPERATORI	Total Stint: 16 Laps - 36:22.371 (60.13%)	Best Lap: 2:09.387 On Lap 4 @ 156.22 kph					
STOP	IN TIME	DRIVER IN	STINT TIME	STOP TIME	TOTAL STOP TIME	OUT TIME	DRIVER OUT
1 -	12:58:05.896	Alexandre IMPERATORI	34:51.648	1:30.723	1:30.723	12:59:36.619	Vutthikorn INTHRAPHUVASAK
-	Finish	Vutthikorn INTHRAPHU	24:06.808				
<b>P2 910 GT3PA JRM</b>		<b>Porsche 911 GT3 R</b>					
D1: Anthony LIU	Total Stint: 13 Laps - 28:19.040 (46.8%)	Best Lap: 2:09.812 On Lap 20 @ 155.71 kph					
D2: Chris VAN DER DRIFT	Total Stint: 14 Laps - 32:11.358 (53.2%)	Best Lap: 2:09.710 On Lap 7 @ 155.83 kph					
STOP	IN TIME	DRIVER IN	STINT TIME	STOP TIME	TOTAL STOP TIME	OUT TIME	DRIVER OUT
1 -	12:53:51.481	Chris VAN DER DRIFT	30:37.233	1:34.125	1:34.125	12:55:25.606	Anthony LIU
-	Finish	Anthony LIU	28:19.040				
<b>P3 912 GT3S Absolute Racing</b>		<b>Porsche 911 GT3 R</b>					
D1: Yuan BO	Total Stint: 13 Laps - 28:24.348 (46.88%)	Best Lap: 2:10.262 On Lap 17 @ 155.17 kph					
D2: Leo Ye HONGLI	Total Stint: 14 Laps - 32:10.859 (53.12%)	Best Lap: 2:09.672 On Lap 7 @ 155.88 kph					
STOP	IN TIME	DRIVER IN	STINT TIME	STOP TIME	TOTAL STOP TIME	OUT TIME	DRIVER OUT
1 -	12:53:50.097	Leo Ye HONGLI	30:35.849	1:35.010	1:35.010	12:55:25.107	Yuan BO
-	Finish	Yuan BO	28:24.348				
<b>P4 97 GT3S Solite Indigo Racing</b>		<b>Mercedes-AMG GT3</b>					
D1: Roelof BRUINS	Total Stint: 13 Laps - 28:15.257 (46.6%)	Best Lap: 2:09.469 On Lap 21 @ 156.12 kph					
D2: Manuel METZGER	Total Stint: 14 Laps - 32:22.818 (53.4%)	Best Lap: 2:09.711 On Lap 5 @ 155.83 kph					
STOP	IN TIME	DRIVER IN	STINT TIME	STOP TIME	TOTAL STOP TIME	OUT TIME	DRIVER OUT
1 -	12:53:50.670	Manuel METZGER	30:36.422	1:46.396	1:46.396	12:55:37.066	Roelof BRUINS
-	Finish	Roelof BRUINS	28:15.257				
<b>P5 888 GT3PA Triple Eight Race Engineering Australia</b>		<b>Mercedes-AMG GT3</b>					
D1: HH Prince Abdul Rahman IBR	Total Stint: 11 Laps - 24:34.615 (40.48%)	Best Lap: 2:12.190 On Lap 24 @ 152.91 kph					
D2: Shane VAN GISBERGEN	Total Stint: 16 Laps - 36:08.063 (59.52%)	Best Lap: 2:08.482 On Lap 6 @ 157.32 kph					
STOP	IN TIME	DRIVER IN	STINT TIME	STOP TIME	TOTAL STOP TIME	OUT TIME	DRIVER OUT
1 -	12:57:51.763	Shane VAN GISBERGEN	34:37.515	1:30.548	1:30.548	12:59:22.311	HH Prince Abdul Rahman IBRAHIM
-	Finish	HH Prince Abdul Rahmã	24:34.615				
<b>P6 27 GT3S HubAuto Corsa</b>		<b>Ferrari 488 GT3</b>					
D1: Yuya SAKAMOTO	Total Stint: 15 Laps - 32:45.023 (53.94%)	Best Lap: 2:09.126 On Lap 14 @ 156.54 kph					
D2: Marcos GOMES	Total Stint: 12 Laps - 27:57.914 (46.06%)	Best Lap: 2:09.649 On Lap 5 @ 155.91 kph					
STOP	IN TIME	DRIVER IN	STINT TIME	STOP TIME	TOTAL STOP TIME	OUT TIME	DRIVER OUT
1 -	12:49:30.604	Marcos GOMES	26:16.356	1:41.558	1:41.558	12:51:12.162	Yuya SAKAMOTO
-	Finish	Yuya SAKAMOTO	32:45.023				
<b>P7 999 GT3S Audi Sport Asia Team TSRT</b>		<b>Audi R8 LMS GT3 2019</b>					
D1: Weian CHEN	Total Stint: 15 Laps - 32:42.912 (53.83%)	Best Lap: 2:09.939 On Lap 14 @ 155.56 kph					
D2: Rahel FREY	Total Stint: 12 Laps - 28:03.493 (46.17%)	Best Lap: 2:10.701 On Lap 4 @ 154.65 kph					
STOP	IN TIME	DRIVER IN	STINT TIME	STOP TIME	TOTAL STOP TIME	OUT TIME	DRIVER OUT
1 -	12:49:46.852	Rahel FREY	26:32.604	1:30.889	1:30.889	12:51:17.741	Weian CHEN
-	Finish	Weian CHEN	32:42.912				
<b>P8 911 GT3S Absolute Racing</b>		<b>Porsche 911 GT3 R</b>					
D1: Tanart SATHIENTHIRAKUL	Total Stint: 15 Laps - 32:39.306 (53.71%)	Best Lap: 2:09.272 On Lap 15 @ 156.36 kph					
D2: Philip HAMPRECHT	Total Stint: 12 Laps - 28:08.721 (46.29%)	Best Lap: 2:09.378 On Lap 6 @ 156.23 kph					
STOP	IN TIME	DRIVER IN	STINT TIME	STOP TIME	TOTAL STOP TIME	OUT TIME	DRIVER OUT
1 -	12:49:47.302	Philip HAMPRECHT	26:33.054	1:35.666	1:35.666	12:51:22.969	Tanart SATHIENTHIRAKUL
-	Finish	Tanart SATHIENTHIRA	32:39.306				
<b>P9 12 GT3S Audi Sport Asia Team Absolute Racing</b>		<b>Audi R8 LMS GT3 2019</b>					
D1: Weiron TAN	Total Stint: 15 Laps - 32:34.760 (53.58%)	Best Lap: 2:08.775 On Lap 14 @ 156.97 kph					
D2: Martin RUMP	Total Stint: 12 Laps - 27:47.965 (45.72%)	Best Lap: 2:09.698 On Lap 6 @ 155.85 kph					
STOP	IN TIME	DRIVER IN	STINT TIME	STOP TIME	TOTAL STOP TIME	OUT TIME	DRIVER OUT
1 -	12:49:31.447	Martin RUMP	26:17.199	1:30.766	1:30.766	12:51:02.213	Weiron TAN

Weather / Track : Bright / Dry

Korea International Circuit  
Circuit Length = 5.615 km  
Start: 12:23 Flag 13:23 End: 13:29

# Blancpain GT World Challenge Asia

## RACE 2 - PIT STOP ANALYSIS

2 - 13:08:24.126 Weiron TAN 17:21.912 25.639 1:56.406 13:08:49.766 Weiron TAN  
 - Finish Weiron TAN 15:12.848

<b>P10 61 GT3PA ABSSA Motorsport</b>		<b>McLaren 720S GT3</b>					
D1: Piti BHIROMBHAKDI	Total Stint: 12 Laps - 26:19.454 (43.18%)	Best Lap: 2:10.613 On Lap 25 @ 154.76 kph					
D2: Keita SAWA	Total Stint: 15 Laps - 34:38.083 (56.82%)	Best Lap: 2:10.579 On Lap 13 @ 154.80 kph					
STOP	IN TIME	DRIVER IN	STINT TIME	STOP TIME	TOTAL STOP TIME	OUT TIME	DRIVER OUT
1 -	12:56:21.807	Keita SAWA	33:07.559	1:30.524	1:30.524	12:57:52.331	Piti BHIROMBHAKDI
-	Finish	Piti BHIROMBHAKDI	26:19.454				

<b>P11 99 GT3S Craft-Bamboo Racing</b>		<b>Mercedes-AMG GT3</b>					
D1: Christina NIELSEN	Total Stint: 13 Laps - 28:33.551 (46.71%)	Best Lap: 2:10.800 On Lap 20 @ 154.54 kph					
D2: Darryl O'YOUNG	Total Stint: 14 Laps - 32:34.547 (53.29%)	Best Lap: 2:10.474 On Lap 7 @ 154.92 kph					
STOP	IN TIME	DRIVER IN	STINT TIME	STOP TIME	TOTAL STOP TIME	OUT TIME	DRIVER OUT
1 -	12:54:17.736	Darryl O'YOUNG	31:03.488	1:31.059	1:31.059	12:55:48.795	Christina NIELSEN
-	Finish	Christina NIELSEN	28:33.551				

<b>P12 88 GT3PA Craft-Bamboo Racing</b>		<b>Mercedes-AMG GT3</b>					
D1: Jeffrey LEE	Total Stint: 12 Laps - 27:12.735 (43.99%)	Best Lap: 2:13.582 On Lap 22 @ 151.32 kph					
D2: Maximilian GOETZ	Total Stint: 15 Laps - 34:39.260 (56.01%)	Best Lap: 2:09.394 On Lap 6 @ 156.21 kph					
STOP	IN TIME	DRIVER IN	STINT TIME	STOP TIME	TOTAL STOP TIME	OUT TIME	DRIVER OUT
1 -	12:56:22.332	Maximilian GOETZ	33:08.084	1:31.176	1:31.176	12:57:53.508	Jeffrey LEE
-	Finish	Jeffrey LEE	27:12.735				

<b>P13 75 GT3PA T2 Motorsports</b>		<b>Ferrari 488 GT3</b>					
D1: David TJIPTOBIANTORO	Total Stint: 13 Laps - 29:20.240 (47.39%)	Best Lap: 2:13.268 On Lap 19 @ 151.67 kph					
D2: Rio HARYANTO	Total Stint: 14 Laps - 32:33.786 (52.61%)	Best Lap: 2:10.751 On Lap 4 @ 154.59 kph					
STOP	IN TIME	DRIVER IN	STINT TIME	STOP TIME	TOTAL STOP TIME	OUT TIME	DRIVER OUT
1 -	12:54:15.720	Rio HARYANTO	31:01.472	1:32.313	1:32.313	12:55:48.034	David TJIPTOBIANTORO
-	Finish	David TJIPTOBIANTOR	29:20.240				

<b>P14 13 GT3PA Audi Sport Asia Team Absolute Racing</b>		<b>Audi R8 LMS GT3 2019</b>					
D1: Jingzu SUN	Total Stint: 12 Laps - 27:05.364 (43.75%)	Best Lap: 2:13.013 On Lap 19 @ 151.97 kph					
D2: Congfu CHENG	Total Stint: 15 Laps - 34:20.593 (55.46%)	Best Lap: 2:09.296 On Lap 7 @ 156.33 kph					
STOP	IN TIME	DRIVER IN	STINT TIME	STOP TIME	TOTAL STOP TIME	OUT TIME	DRIVER OUT
1 -	12:56:05.228	Congfu CHENG	32:50.980	1:29.613	1:29.613	12:57:34.841	Jingzu SUN
2 -	13:11:11.337	Jingzu SUN	13:36.495	29.185	1:58.799	13:11:40.522	Jingzu SUN
-	Finish	Jingzu SUN	13:28.869				

<b>P15 51 GT3AM AMAC Motorsport</b>		<b>Lamborghini Huracan GT3 EVO</b>					
D1: Andrew MACPHERSON	Total Stint: 12 Laps - 27:25.137 (43.94%)	Best Lap: 2:15.899 On Lap 22 @ 148.74 kph					
D2: William Ben PORTER	Total Stint: 15 Laps - 34:58.771 (56.06%)	Best Lap: 2:11.513 On Lap 4 @ 153.70 kph					
STOP	IN TIME	DRIVER IN	STINT TIME	STOP TIME	TOTAL STOP TIME	OUT TIME	DRIVER OUT
1 -	12:56:39.488	William Ben PORTER	33:25.240	1:33.531	1:33.531	12:58:13.019	Andrew MACPHERSON
-	Finish	Andrew MACPHERSON	27:25.137				

<b>P16 128 GT3AM Vattana Motorsport</b>		<b>Lamborghini Huracan GT3 EVO</b>					
D1: Chonsawat ASAVAHAME	Total Stint: 11 Laps - 26:35.279 (43.08%)	Best Lap: 2:16.899 On Lap 18 @ 147.65 kph					
D2: Akihiro ASAI	Total Stint: 15 Laps - 35:07.750 (56.92%)	Best Lap: 2:11.946 On Lap 9 @ 153.19 kph					
STOP	IN TIME	DRIVER IN	STINT TIME	STOP TIME	TOTAL STOP TIME	OUT TIME	DRIVER OUT
1 -	12:56:47.501	Akihiro ASAI	33:33.253	1:34.497	1:34.497	12:58:21.998	Chonsawat ASAVAHAME
-	Finish	Chonsawat ASAVAHAM	26:35.279				

<b>P17 55 GT3PA Craft-Bamboo Racing</b>		<b>Mercedes-AMG GT3</b>					
D1: Daniel AU	Total Stint: 11 Laps - 27:18.513 (43.75%)	Best Lap: 2:25.120 On Lap 18 @ 139.29 kph					
D2: Melvin MOH	Total Stint: 15 Laps - 35:06.697 (56.25%)	Best Lap: 2:10.333 On Lap 8 @ 155.09 kph					
STOP	IN TIME	DRIVER IN	STINT TIME	STOP TIME	TOTAL STOP TIME	OUT TIME	DRIVER OUT
1 -	12:56:31.663	Melvin MOH	33:17.415	1:49.282	1:49.282	12:58:20.945	Daniel AU
-	Finish	Daniel AU	27:18.513				

Weather / Track : Bright / Dry

Korea International Circuit  
 Circuit Length = 5.615 km  
 Start: 12:23 Flag 13:23 End: 13:29

# Blancpain GT World Challenge Asia

## RACE 2 - PIT STOP ANALYSIS

STOP	IN TIME	DRIVER IN	STINT TIME	STOP TIME	TOTAL STOP TIME	OUT TIME	DRIVER OUT
<b>P18 81 GT4AM BMW Team Studie BMW M4 GT4</b> D1: Sunako JUKUCHOU Total Stint: 12 Laps - 29:03.375 (46.43%) Best Lap: 2:24.542 On Lap 20 @ 139.84 kph D2: Takayuki KINOSHITA Total Stint: 13 Laps - 33:31.652 (53.57%) Best Lap: 2:24.009 On Lap 4 @ 140.36 kph							
1 -	12:54:58.480	Takayuki KINOSHITA	31:44.232	1:47.419	1:47.419	12:56:45.900	Sunako JUKUCHOU
-	Finish	Sunako JUKUCHOU	29:03.375				
<b>P19 199 GT4AM Team iRace.Win Mercedes-AMG GT4</b> D1: Keo CHANG Total Stint: 11 Laps - 26:51.195 (42.82%) Best Lap: 2:25.395 On Lap 20 @ 139.02 kph D2: Joe CHI Total Stint: 14 Laps - 35:51.317 (57.18%) Best Lap: 2:23.914 On Lap 6 @ 140.45 kph							
1 -	12:57:29.992	Joe CHI	34:15.744	1:35.572	1:35.572	12:59:05.565	Keo CHANG
-	Finish	Keo CHANG	26:51.195				
<b>P20 11 GT4AM GTO Racing with TTR Mercedes-AMG GT4</b> D1: Brian LEE Total Stint: 13 Laps - 31:43.028 (52.28%) Best Lap: 2:25.289 On Lap 18 @ 139.12 kph D2: Tony FONG Total Stint: 11 Laps - 28:57.357 (47.72%) Best Lap: 2:26.670 On Lap 2 @ 137.81 kph							
1 -	12:50:41.263	Tony FONG	27:27.015	1:30.341	1:30.341	12:52:11.605	Brian LEE
-	Finish	Brian LEE	31:43.028				
<b>P21 77 GT4AM Craft-Bamboo Racing Mercedes-AMG GT4</b> D1: Frank YU Total Stint: 11 Laps - 26:56.599 (44.07%) Best Lap: 2:22.504 On Lap 19 @ 141.84 kph D2: Richard WEE Total Stint: 13 Laps - 34:11.865 (55.93%) Best Lap: 2:25.132 On Lap 5 @ 139.27 kph							
1 -	12:55:37.589	Richard WEE	32:23.341	1:48.523	1:48.523	12:57:26.113	Frank YU
-	Finish	Frank YU	26:56.599				
<b>P22 111 GT4AM Team iRace.Win Mercedes-AMG GT4</b> D1: Ringo CHONG Total Stint: 0 Laps Best Lap: 2:23.815 On Lap 6 @ 140.55 kph D2: Setiawan SANTOSO Total Stint: 24 Laps - 58:56.719 (95.45%)							
1 -	12:50:27.045	Setiawan SANTOSO	27:12.797	2:22.081	2:22.081	12:52:49.126	Setiawan SANTOSO
2 -	12:57:47.681	Ringo CHONG	4:58.554	26.473	2:48.554	12:58:14.154	Ringo CHONG
-	Finish	Ringo CHONG	26:45.366				
<b>P23 666 GT3PA Vincenzo Sospiri Racing Lamborghini Huracán GT3 EVO</b> D1: Alex AU Total Stint: 1 Laps - 5:29.132 (13.8%) Best Lap: 2:09.663 On Lap 4 @ 155.89 kph D2: Frederik SCHANDORFF Total Stint: 15 Laps - 34:15.861 (86.2%)							
1 -	12:55:58.874	Frederik SCHANDORFF	32:44.626	1:31.235	1:31.235	12:57:30.109	Alex AU
2 -	13:02:59.241	Alex AU					

# Blancpain GT World Challenge Asia

## RACE 2 - STATISTICS

<b>Competitors Started</b>	23
<b>Planned Start</b>	2019-08-04 @ 12:20:00.000
<b>Actual Start</b>	2019-08-04 @ 12:23:14.248
<b>Finish Time</b>	2019-08-04 @ 13:23:43.029
<b>Track Length</b>	5.615km
<b>Total Laps</b>	595
<b>Total Distance Covered</b>	3340.925km

### Session Fastest Lap History

NO	CL	NAME	LAP TIME	TIME OF DAY	LAP	VEHICLE
888	GT3PA	<b>Triple Eight Race Engineering Australia</b> <i>S. VAN GISBERGEN</i>	<b>2:17.109</b>	12:25:31.357	1	Mercedes-AMG GT3
888	GT3PA	<b>Triple Eight Race Engineering Australia</b> <i>S. VAN GISBERGEN</i>	<b>2:09.681</b>	12:27:41.038	2	Mercedes-AMG GT3
888	GT3PA	<b>Triple Eight Race Engineering Australia</b> <i>S. VAN GISBERGEN</i>	<b>2:09.134</b>	12:29:50.172	3	Mercedes-AMG GT3
888	GT3PA	<b>Triple Eight Race Engineering Australia</b> <i>S. VAN GISBERGEN</i>	<b>2:08.868</b>	12:31:59.041	4	Mercedes-AMG GT3
888	GT3PA	<b>Triple Eight Race Engineering Australia</b> <i>S. VAN GISBERGEN</i>	<b>2:08.599</b>	12:34:07.641	5	Mercedes-AMG GT3
888	GT3PA	<b>Triple Eight Race Engineering Australia</b> <i>S. VAN GISBERGEN</i>	<b>2:08.482</b>	12:36:16.123	6	Mercedes-AMG GT3

### Session Leader History

NO	CL	NAME	FROM LAP	LAPS LED	DISTANCE	VEHICLE
888	GT3PA	<b>Triple Eight Race Engineering Australia</b> <i>S. VAN GISBERGEN</i>	1	16	89.84 km	Mercedes-AMG GT3
888	GT3PA	<b>Triple Eight Race Engineering Australia</b> <i>H. IBRAHIM</i>	17	5	28.07 km	Mercedes-AMG GT3
918	GT3PA	<b>Panther/AAS Motorsport</b> <i>V. INTHRAPHUVASAK</i>	22	6	33.69 km	Porsche 911 GT3 R

### Flag History

TYPE	TIME OF DAY
GREEN	12:23:14.248
FINISH	13:23:43.029

### Flag Statistics

TYPE	COUNT	TOTAL LAPS	TOTAL TIME
Green	1	27	1:06:09.169
Red	0	0	0.000
Safety Car	0	0	0.000
FCY	0	0	0.000

Weather / Track : Bright / Dry

Korea International Circuit  
Circuit Length = 5.615 km  
Start: 12:23 Flag 13:23 End: 13:29

# Blancpain GT World Challenge Asia

## RACE 2 - STATISTICS

CLASS : GT3S

7 Starters

### Fastest Lap History

NO	NAME	LAP TIME	TIME OF DAY	LAP	VEHICLE
912	<b>Absolute Racing</b> <i>L. HONGLI</i>	<b>2:18.737</b>	12:25:32.985	1	Porsche 911 GT3 R
912	<b>Absolute Racing</b> <i>L. HONGLI</i>	<b>2:10.263</b>	12:27:43.248	2	Porsche 911 GT3 R
912	<b>Absolute Racing</b> <i>L. HONGLI</i>	<b>2:09.895</b>	12:29:53.144	3	Porsche 911 GT3 R
912	<b>Absolute Racing</b> <i>L. HONGLI</i>	<b>2:09.755</b>	12:32:02.899	4	Porsche 911 GT3 R
97	<b>Solite Indigo Racing</b> <i>M. METZGER</i>	<b>2:09.739</b>	12:32:05.637	4	Mercedes-AMG GT3
912	<b>Absolute Racing</b> <i>L. HONGLI</i>	<b>2:09.704</b>	12:34:12.604	5	Porsche 911 GT3 R
27	<b>HubAuto Corsa</b> <i>M. GOMES</i>	<b>2:09.649</b>	12:34:14.566	5	Ferrari 488 GT3
911	<b>Absolute Racing</b> <i>P. HAMPRECHT</i>	<b>2:09.378</b>	12:36:36.860	6	Porsche 911 GT3 R
12	<b>Audi Sport Asia Team Absolute Racing</b> <i>W. TAN</i>	<b>2:08.775</b>	12:55:20.086	14	Audi R8 LMS GT3 2019

### Leader History

NO	NAME	FROM LAP	LAPS LED	DISTANCE	VEHICLE
912	<b>Absolute Racing</b> <i>L. HONGLI</i>	1	14	78.61 km	Porsche 911 GT3 R
12	<b>Audi Sport Asia Team Absolute Racing</b> <i>W. TAN</i>	15	6	33.69 km	Audi R8 LMS GT3 2019
912	<b>Absolute Racing</b> <i>Y. BO</i>	21	7	39.30 km	Porsche 911 GT3 R

Weather / Track : Bright / Dry

Results can be found at [www.tsl-timing.com](http://www.tsl-timing.com)

Page 2 of 5

Korea International Circuit  
Circuit Length = 5.615 km  
Start: 12:23 Flag 13:23 End: 13:29  
Printed - 13:42 Sunday, 04 August 2019

# Blancpain GT World Challenge Asia

## RACE 2 - STATISTICS

CLASS : GT3PA

9 Starters

### Fastest Lap History

NO	NAME	LAP TIME	TIME OF DAY	LAP	VEHICLE
888	<b>Triple Eight Race Engineering Australia</b> <i>S. VAN GISBERGEN</i>	<b>2:17.109</b>	12:25:31.357	1	Mercedes-AMG GT3
888	<b>Triple Eight Race Engineering Australia</b> <i>S. VAN GISBERGEN</i>	<b>2:09.681</b>	12:27:41.038	2	Mercedes-AMG GT3
888	<b>Triple Eight Race Engineering Australia</b> <i>S. VAN GISBERGEN</i>	<b>2:09.134</b>	12:29:50.172	3	Mercedes-AMG GT3
888	<b>Triple Eight Race Engineering Australia</b> <i>S. VAN GISBERGEN</i>	<b>2:08.868</b>	12:31:59.041	4	Mercedes-AMG GT3
888	<b>Triple Eight Race Engineering Australia</b> <i>S. VAN GISBERGEN</i>	<b>2:08.599</b>	12:34:07.641	5	Mercedes-AMG GT3
888	<b>Triple Eight Race Engineering Australia</b> <i>S. VAN GISBERGEN</i>	<b>2:08.482</b>	12:36:16.123	6	Mercedes-AMG GT3

### Leader History

NO	NAME	FROM LAP	LAPS LED	DISTANCE	VEHICLE
888	<b>Triple Eight Race Engineering Australia</b> <i>S. VAN GISBERGEN</i>	1	16	89.84 km	Mercedes-AMG GT3
888	<b>Triple Eight Race Engineering Australia</b> <i>H. IBRAHIM</i>	17	5	28.07 km	Mercedes-AMG GT3
918	<b>Panther/AAS Motorsport</b> <i>V. INTHRAPHUVASAK</i>	22	6	33.69 km	Porsche 911 GT3 R

Weather / Track : Bright / Dry

Korea International Circuit  
Circuit Length = 5.615 km  
Start: 12:23 Flag 13:23 End: 13:29

# Blancpain GT World Challenge Asia

## RACE 2 - STATISTICS

CLASS : GT3AM

2 Starters

### Fastest Lap History

NO	NAME	LAP TIME	TIME OF DAY	LAP	VEHICLE
51	<b>AMAC Motorsport</b> <i>W. PORTER</i>	<b>2:24.595</b>	12:25:38.843	1	Lamborghini Huracan GT3 EVO
51	<b>AMAC Motorsport</b> <i>W. PORTER</i>	<b>2:13.157</b>	12:27:52.000	2	Lamborghini Huracan GT3 EVO
51	<b>AMAC Motorsport</b> <i>W. PORTER</i>	<b>2:12.891</b>	12:30:04.892	3	Lamborghini Huracan GT3 EVO
128	<b>Vattana Motorsport</b> <i>A. ASAI</i>	<b>2:12.542</b>	12:30:06.294	3	Lamborghini Huracan GT3 EVO
51	<b>AMAC Motorsport</b> <i>W. PORTER</i>	<b>2:11.513</b>	12:32:16.405	4	Lamborghini Huracan GT3 EVO

### Leader History

NO	NAME	FROM LAP	LAPS LED	DISTANCE	VEHICLE
51	<b>AMAC Motorsport</b> <i>W. PORTER</i>	1	15	84.22 km	Lamborghini Huracan GT3 EVO
51	<b>AMAC Motorsport</b> <i>A. MACPHERSON</i>	16	12	67.38 km	Lamborghini Huracan GT3 EVO

Weather / Track : Bright / Dry

Results can be found at [www.tsl-timing.com](http://www.tsl-timing.com)

Page 4 of 5

Korea International Circuit  
Circuit Length = 5.615 km  
Start: 12:23 Flag 13:23 End: 13:29  
Printed - 13:42 Sunday, 04 August 2019



# Blancpain GT World Challenge Asia

## RACE 2 - STATISTICS

CLASS : GT4AM

5 Starters

### Fastest Lap History

NO	NAME	LAP TIME	TIME OF DAY	LAP	VEHICLE
81	<b>BMW Team Studie</b> <i>T. KINOSHITA</i>	<b>2:35.667</b>	12:25:49.915	1	BMW M4 GT4
81	<b>BMW Team Studie</b> <i>T. KINOSHITA</i>	<b>2:24.974</b>	12:28:14.890	2	BMW M4 GT4
81	<b>BMW Team Studie</b> <i>T. KINOSHITA</i>	<b>2:24.503</b>	12:30:39.393	3	BMW M4 GT4
81	<b>BMW Team Studie</b> <i>T. KINOSHITA</i>	<b>2:24.009</b>	12:33:03.402	4	BMW M4 GT4
199	<b>Team iRace.Win</b> <i>J. CHI</i>	<b>2:23.914</b>	12:37:55.402	6	Mercedes-AMG GT4
111	<b>Team iRace.Win</b> <i>S. SANTOSO</i>	<b>2:23.815</b>	12:37:55.712	6	Mercedes-AMG GT4
77	<b>Craft-Bamboo Racing</b> <i>F. YU</i>	<b>2:22.504</b>	13:12:04.976	19	Mercedes-AMG GT4

### Leader History

NO	NAME	FROM LAP	LAPS LED	DISTANCE	VEHICLE
81	<b>BMW Team Studie</b> <i>T. KINOSHITA</i>	1	13	72.99 km	BMW M4 GT4
199	<b>Team iRace.Win</b> <i>J. CHI</i>	14	1	5.61 km	Mercedes-AMG GT4
199	<b>Team iRace.Win</b> <i>K. CHANG</i>	15	3	16.84 km	Mercedes-AMG GT4
81	<b>BMW Team Studie</b> <i>S. JUKUCHOU</i>	18	8	44.92 km	BMW M4 GT4

Weather / Track : Bright / Dry

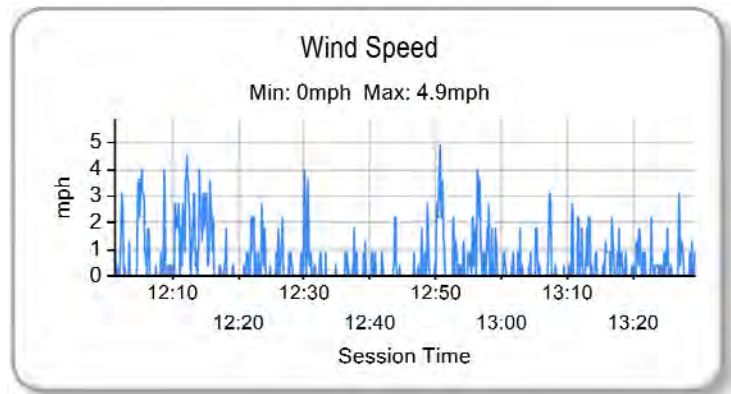
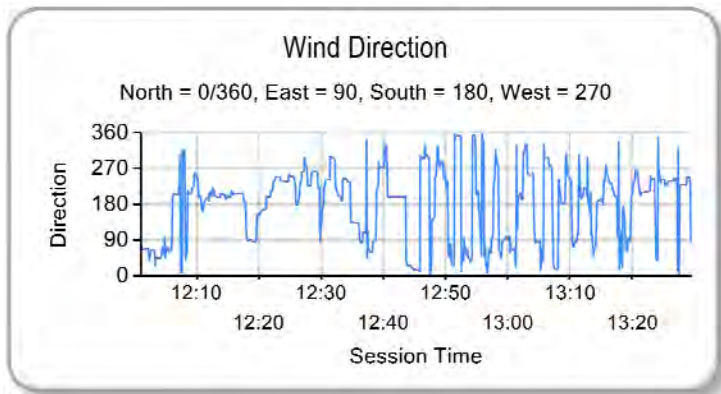
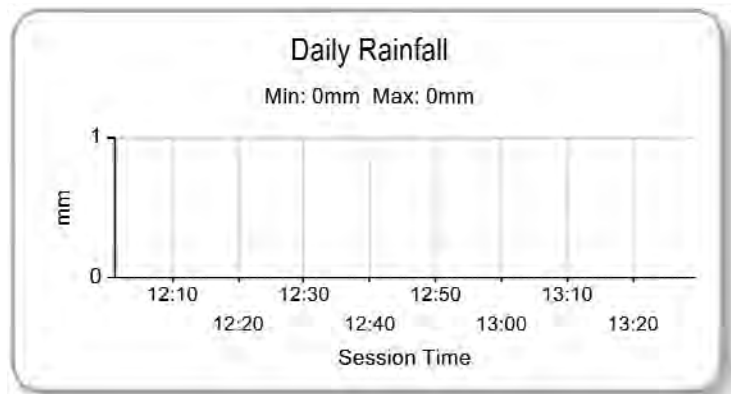
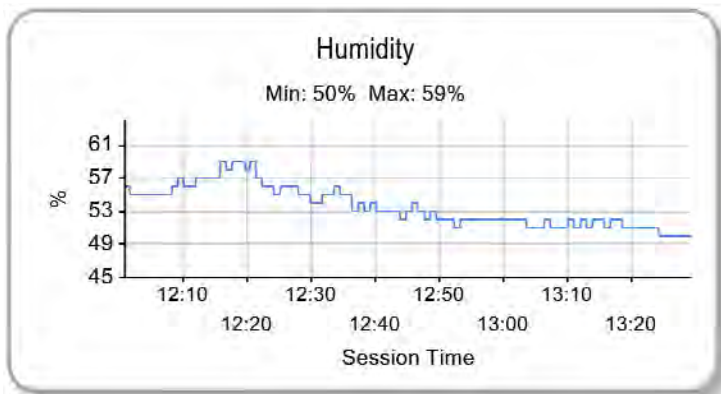
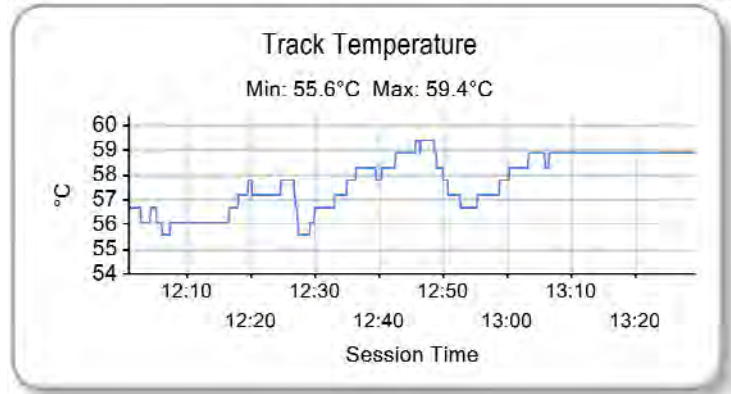
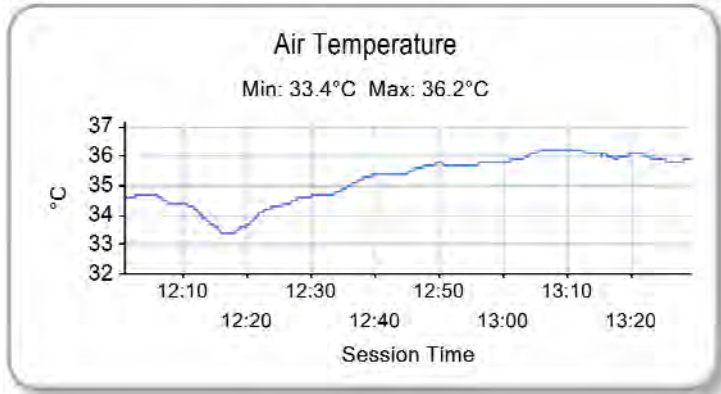
Results can be found at [www.tsl-timing.com](http://www.tsl-timing.com)

Page 5 of 5

Korea International Circuit  
Circuit Length = 5.615 km  
Start: 12:23 Flag 13:23 End: 13:29  
Printed - 13:42 Sunday, 04 August 2019

# Blancpain GT World Challenge Asia

## RACE 2 - WEATHER CONDITIONS



Weather / Track : Bright / Dry

Results can be found at [www.tsl-timing.com](http://www.tsl-timing.com)

Korea International Circuit  
Circuit Length = 5.615 km  
Start: 12:23 Flag 13:23 End: 13:29

Printed - 13:43 Sunday, 04 August 2019