

JULY 2021

329 STUDENTS

SOUL STUDENTS' PROFILE

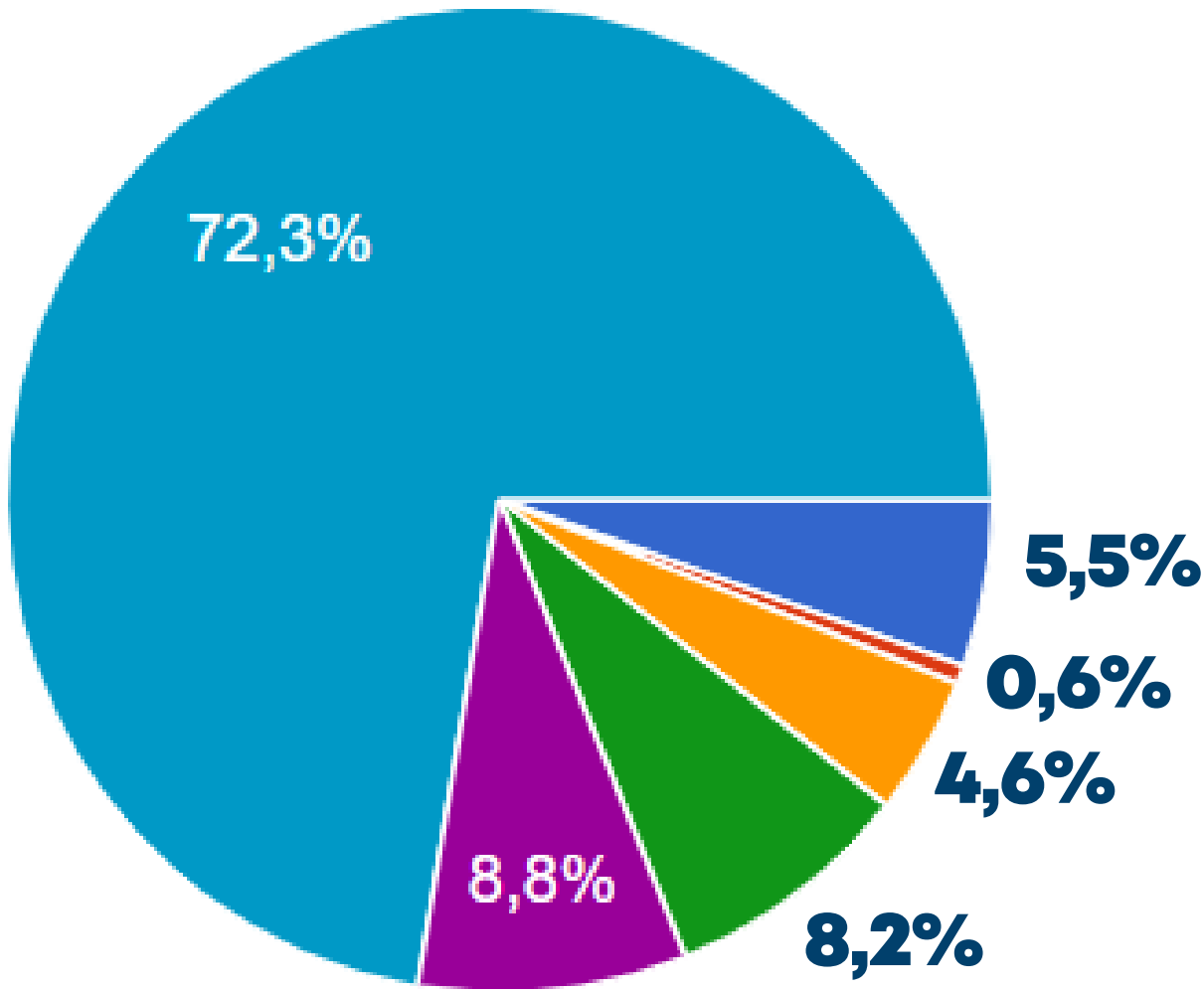


Soul Bilingue





BRAZILIAN STATES: our students come from...



- Bahia
- Ceará
- Espírito Santo
- Minas Gerais
- Rio de Janeiro
- São Paulo






GENDER



students from 6 Brazilian states



Male

26,4%





Female

73,3%



Non-binary




0,3%



OUR STUDENTS ARE...

WHITE
42%

BLACK / AFRODESCENDANT
57,2%



ASIAN DESCENDANT
0,6%



PER CAPITA INCOME

Up to 1 monthly minimum wage (about USD 220)



68%

From 1 to 1.5 monthly minimum wage (about USD 220 to 330)



32%

EDUCATIONAL BACKGROUND

1%

ARE STILL IN HIGH SCHOOL

29%


GRADUATED FROM HIGH
SCHOOL

58%

ARE IN COLLEGE / UNIVERSITY

12%

GRADUATED FROM COLLEGE /
UNIVERSITY



82%

ARE FROM PUBLIC COLLEGES /
UNIVERSITIES OR DON'T HAVE
TO PAY TO STUDY

18%

PAY THEIR OWN EDUCATION



Soul Bilíngue