

**QNAP**

# QuCPE-7012

## Network Virtualization Premise Equipment

Supports hardware acceleration SR-IOV technology





**QuCPE-7012-D2166NT-64GB**



**QuCPE-7012-D2146NT-32GB**



**QuCPE-7012-D2123IT-8GB**



**QuCPE-3034-C3758R-16G**



**QuCPE-3032-C3558R-8G**

	QuCPE-7012-D2166NT-64GB	QuCPE-7012-D2146NT-32GB	QuCPE-7012-D2123IT-8GB	QuCPE-3034-C3758R-16G	QuCPE-3032-C3558R-8G
CPU	Intel Xeon D-2166NT 12 cores, 24 threads 2.0GHz (Max 3.0GHz)	Intel Xeon D-2146NT 8 cores, 16 threads 2.3GHz (Max 3.0GHz)	Intel Xeon D-2123IT 4 cores, 8 threads 2.2GHz (Max 3.0GHz)	Intel Atom C3758R 8 cores, 8 threads 2.4GHz	Intel Atom C3558R 4 cores, 4 threads 2.4GHz
Memory	64GB DDR4 ECC (4x16GB)	32GB DDR4 ECC (2x16GB)	8GB DDR4 ECC (2x4GB)	16GB DDR4 (2x8GB)	8GB DDR4 (2x4GB)
Port	10GbE SFP+ x4 2.5GbE RJ45 x8	10GbE SFP+ x4 2.5GbE RJ45 x8	10GbE SFP+ x4 2.5GbE RJ45 x8	10GbE SFP+ x4 2.5GbE RJ45 x8	10GbE SFP+ x2 2.5GbE RJ45 x8
Network Module	1	1	1	-	-
PCIe Slot	1x PCIe Gen3 x8	1x PCIe Gen3 x8	1x PCIe Gen3 x8	-	-
HDD Slot	2x 2.5" SATA slots	2x 2.5" SATA slots	2x 2.5" SATA slots	-	-
M.2 SSD Slot	-	-	-	2x 2280 M.2 MVMme	2x 2280 M.2 MVMme
SR-IOV support	V	V	V	V	V

# Inside the QuCPE

## Intel® Xeon® D

Xeon D-2123IT  
Xeon D-2146NT  
Xeon D-2166NT



1 x PCIE Gen3 x 8  
FH/HL

1 x Network module  
Expansion for  
10GbE / 25GbE


8 x 2.5GbE RJ45  
ports

Dual 300W Power  
(Main/Backup)

8 x DDR4 Slots, up  
to 128GB (U-DIMM)  
& 256GB (R-DIMM)

2 x 2.5" slots  
Support SATA 6Gbps

4 x 10GbE SFP+  
Fiber (SR-IOV  
supported)



# High speed expansion with Network module

QUCPE



PuIM-10G4SF-XL710



PuIM-10G4SF-MLX




PuIM-25G2SF-MLX

<b>Speed</b>	10 GbE	10 GbE	25 GbE
<b>Ports</b>	4	4	2
<b>Interface</b>	SFP+	SFP+	SFP28
<b>Processor</b>	Intel XL710	Nvidia Mellanox ConnectX-4	Nvidia Mellanox ConnectX-4
<b>Bus</b>	PCIe 3.0 x8	PCIe 3.0 x8	PCIe 3.0 x8

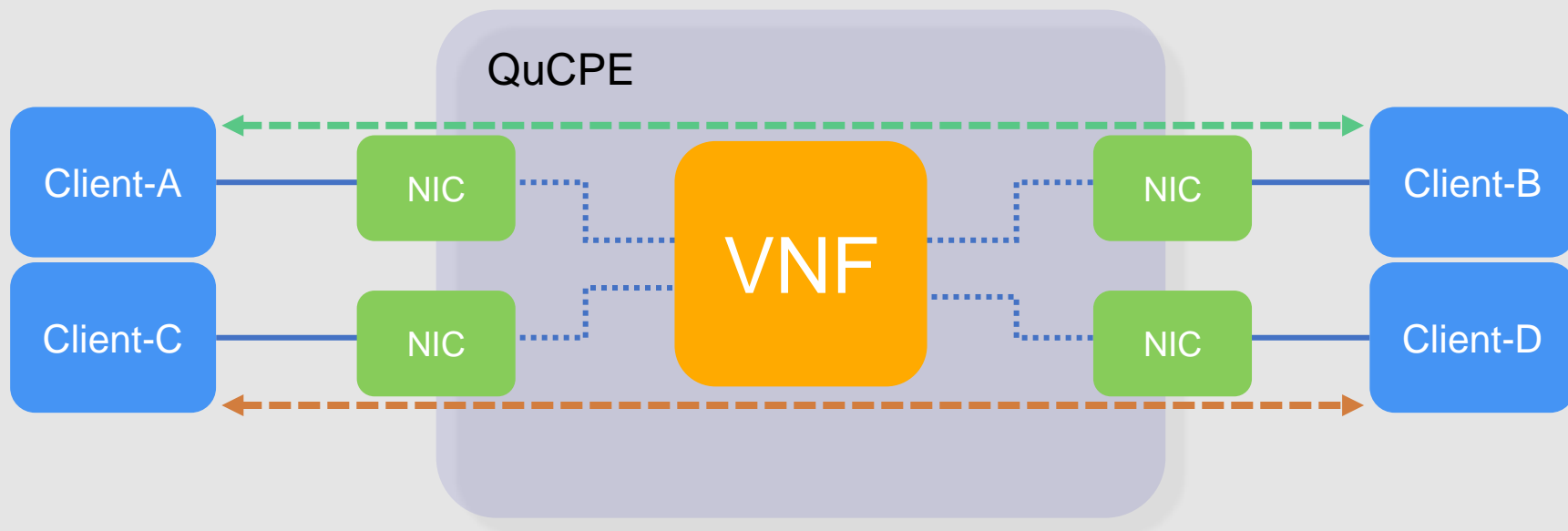
# What is SR-IOV?

With a smart NIC support SR-IOV. It allow the network adapter can be shared and direct attached to virtual environment. With PF (Physical function) and VF (Virtual function) supported. It give the possibility to VNF (virtual network function) to access the physical interface directly without non-essential packet process on host OS.

The result comes after is to increase the packets forwarding capability and reduce the CPU utilization on the host system.



# SR-IOV test Topology



# Packet Forwarding Flow



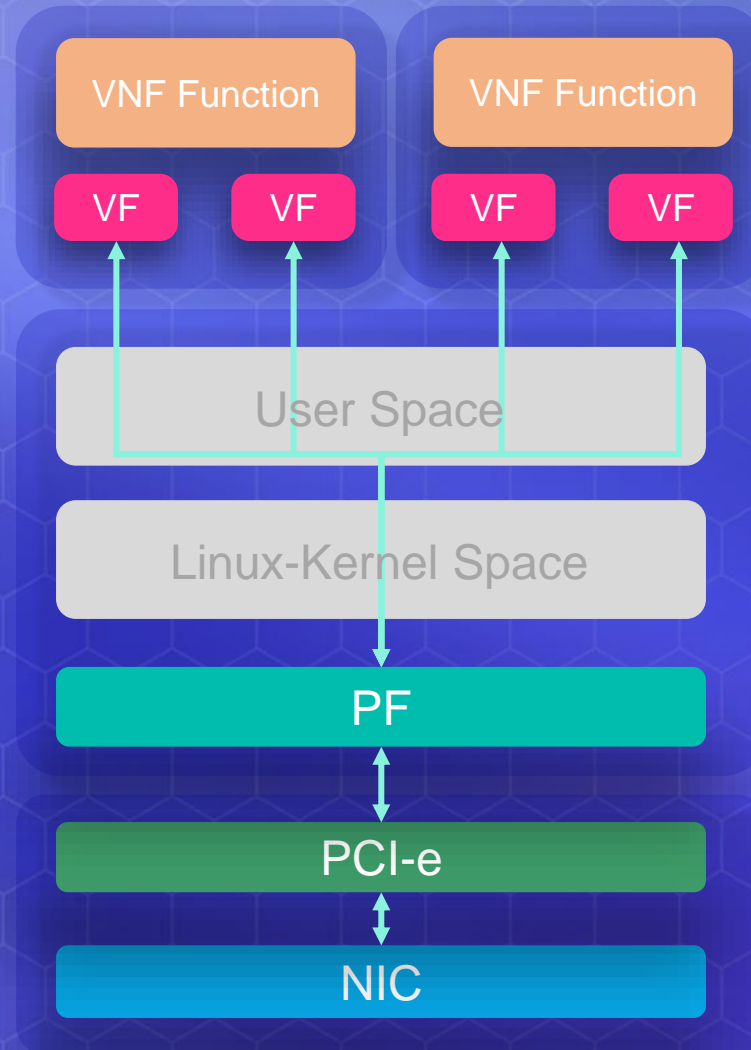
# PF/VF

## PF (Physical Function)

With SR-IOV supported smart network adapter. A single PF (physical function) mapping to a single Ethernet port. Take an example on QuCPE 7012, build in 4 ports 10GbE SFP+ powered by Intel X722 Ethernet controller support 4 PF (physical function) by default. Can be expand up to 4 10GbE SFP+ and 4 PF (physical function) by additional expansion card.

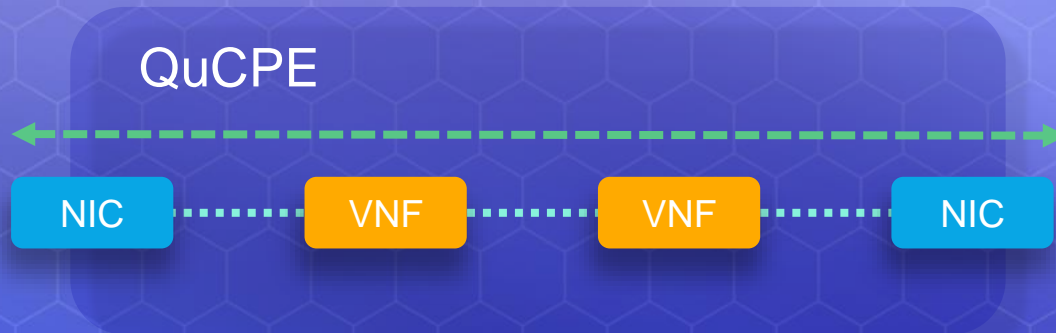
## VF (Virtual Function)

VF (virtual function) functioning as a virtual NIC on virtual machine which allow virtual machine access to PF (physical function) directly through SR-IOV technology. A single PF (physical function) can map to multiple VF (virtual function) depending on Ethernet controller. Take an example on QuCPE 7012, with Intel X722 Ethernet controller. One single PF (physical function) can map to 32 VF (virtual function). But the total bandwidth still limited by physical link speed which is up to 10GbE (single direction) maximum for one single PF (physical function)

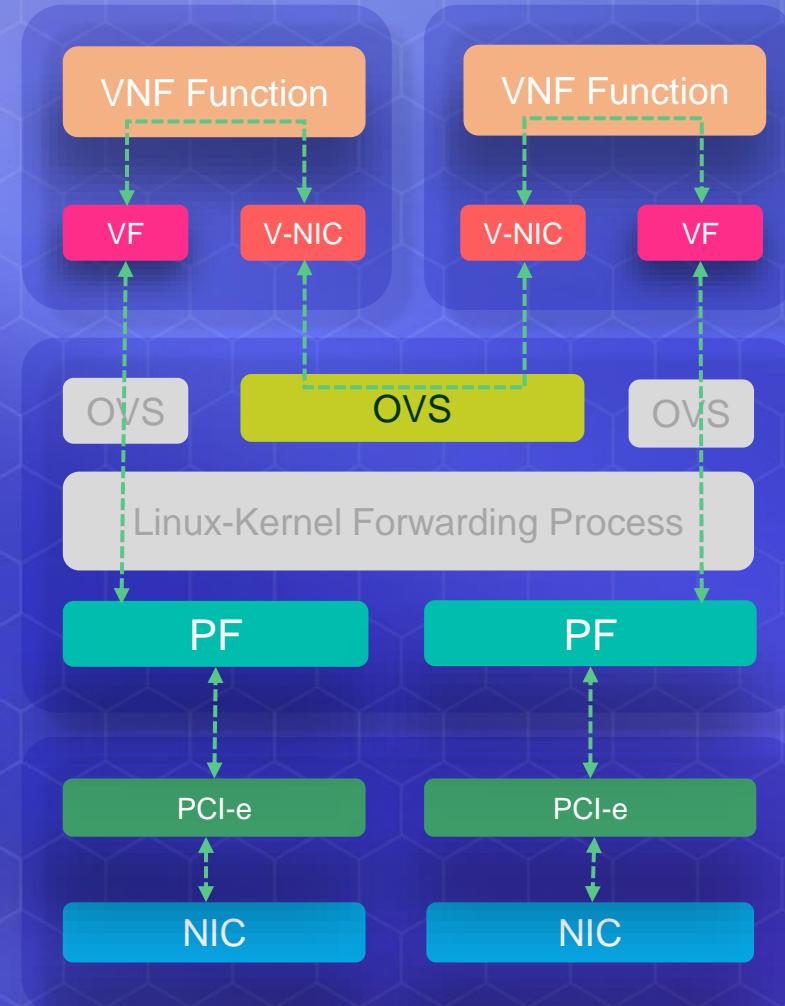




# Application Notes



Each of VF need to mapping to a PF. Which that means the SR-IOV cannot enable on the links between VNFs/VMs when a single chain topology are required as the diagram above. But the VF and virtual NIC can be enable on the same guest OS at the same time. The packets will be process as the diagram shown on the right in this case.

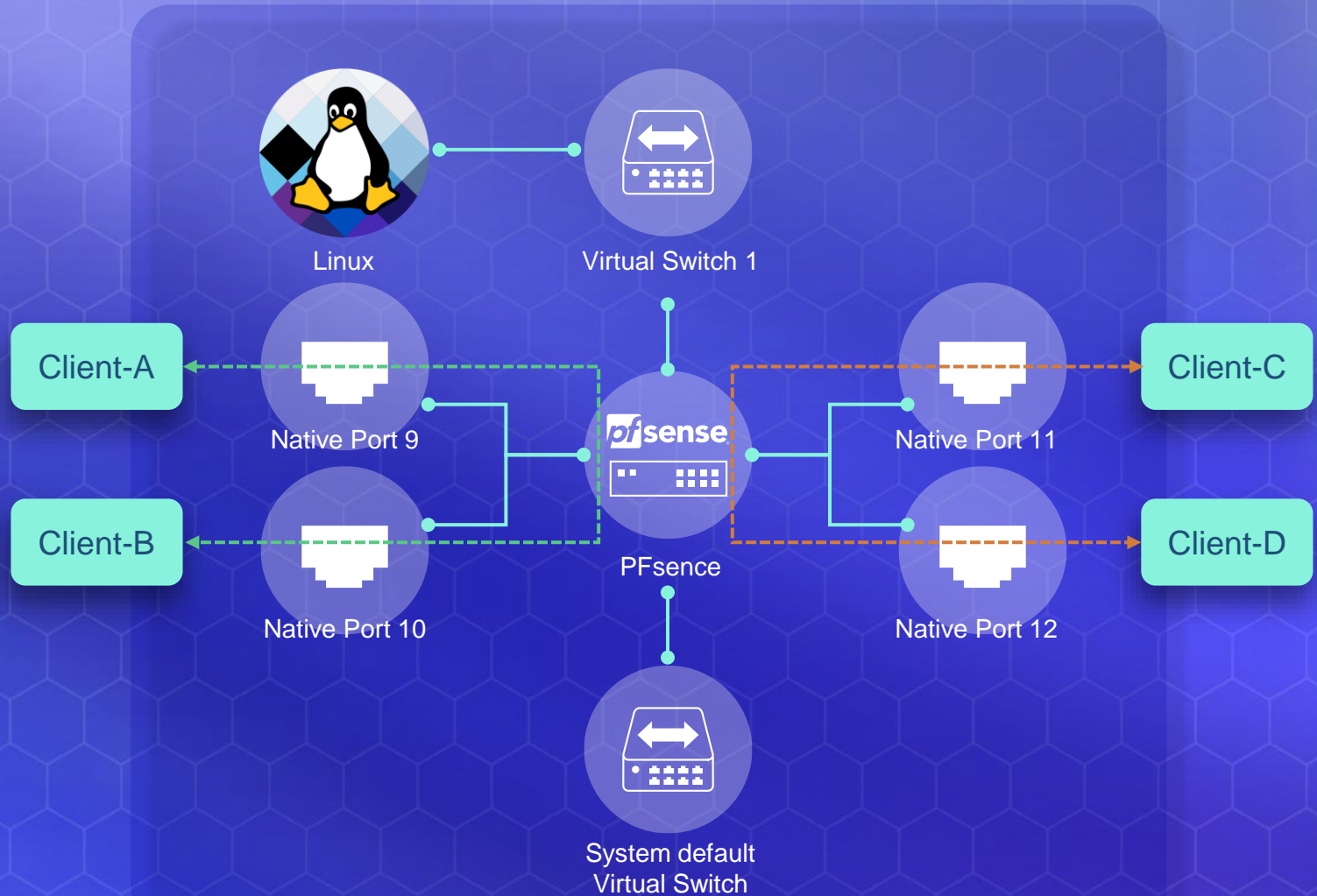
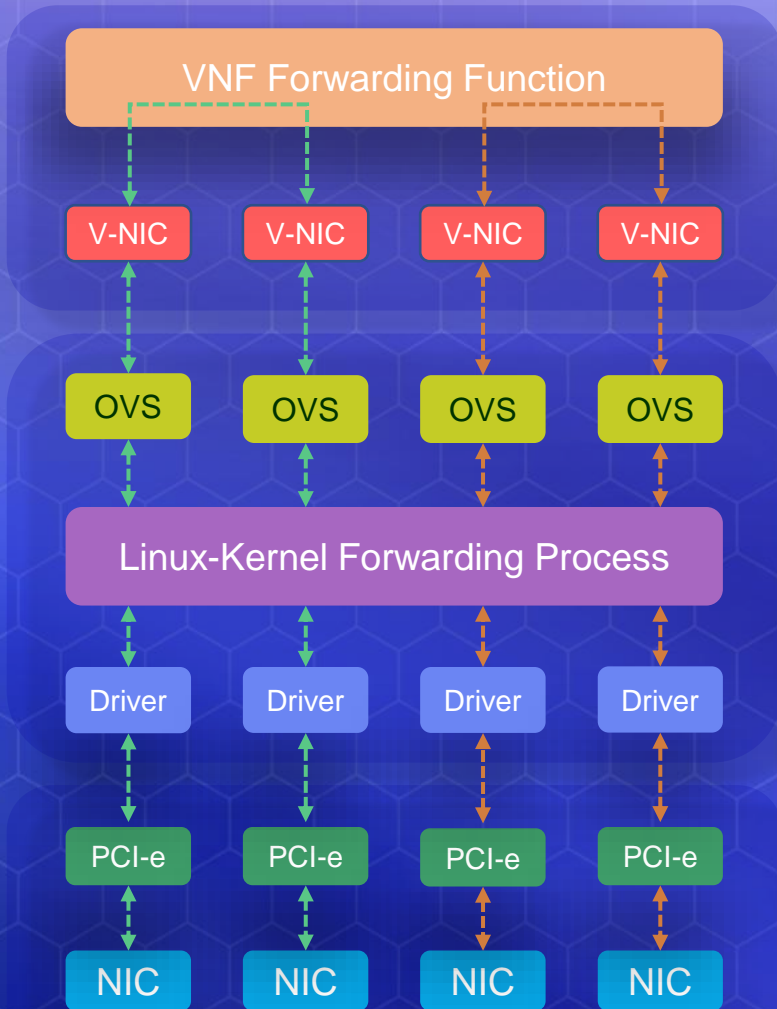


# LIVE DEMO

Q U C P E - 7 0 1 2



# Test Setup – without SR-IOV



# Test Setup – without SR-IOV

## Client

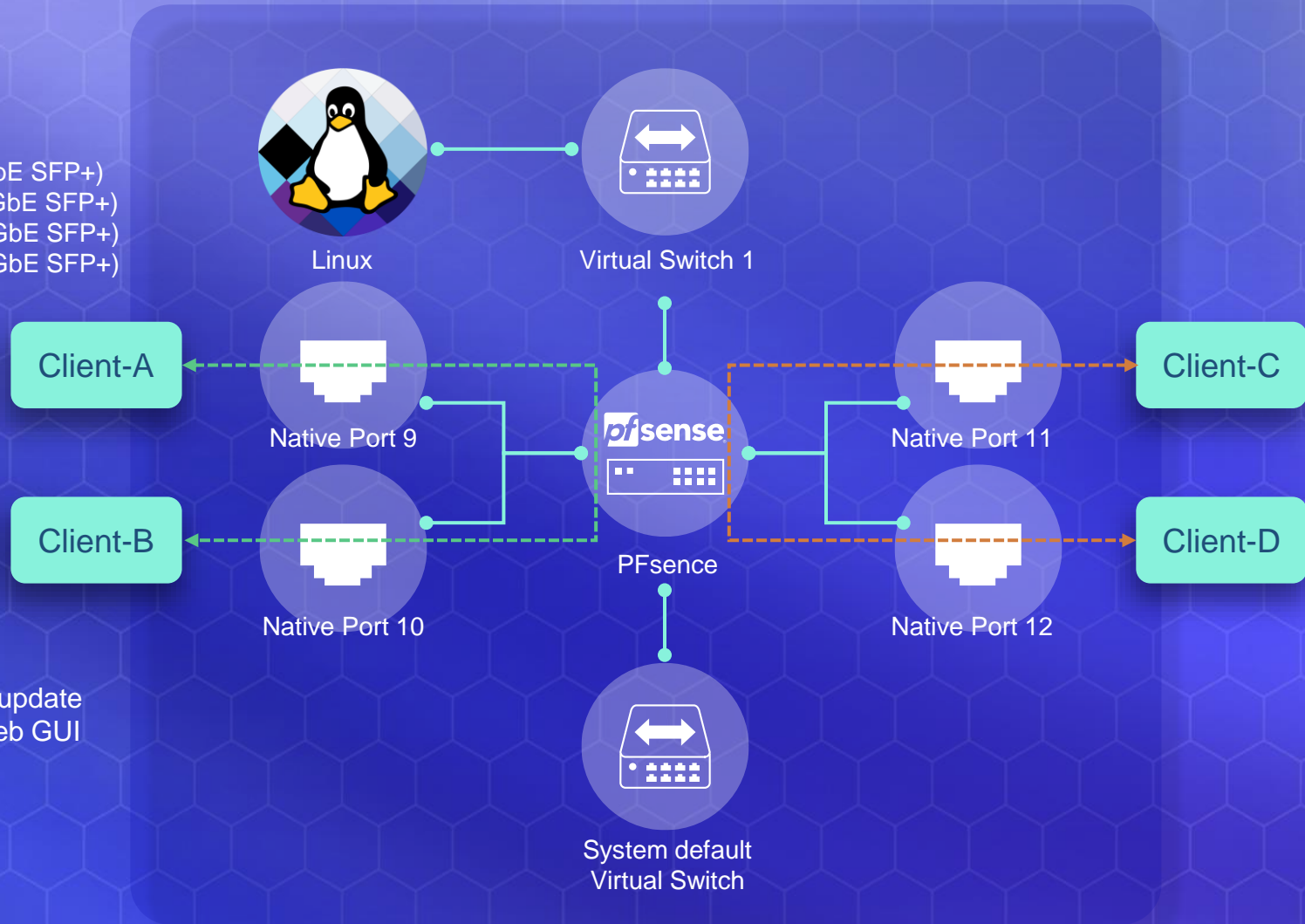
- OS: QNE 1.0.3.q573
- Tool: Iperf 3.1.3
- Client-A: 192.168.61.1/24, connect to QuCPE 7012 port 9 (10GbE SFP+)
- Client-B: 192.168.62.1/24, connect to QuCPE 7012 port 10 (10GbE SFP+)
- Client-C: 192.168.63.1/24, connect to QuCPE 7012 port 11 (10GbE SFP+)
- Client-D: 192.168.64.1/24, connect to QuCPE 7012 port 12 (10GbE SFP+)

## QuCPE-7012

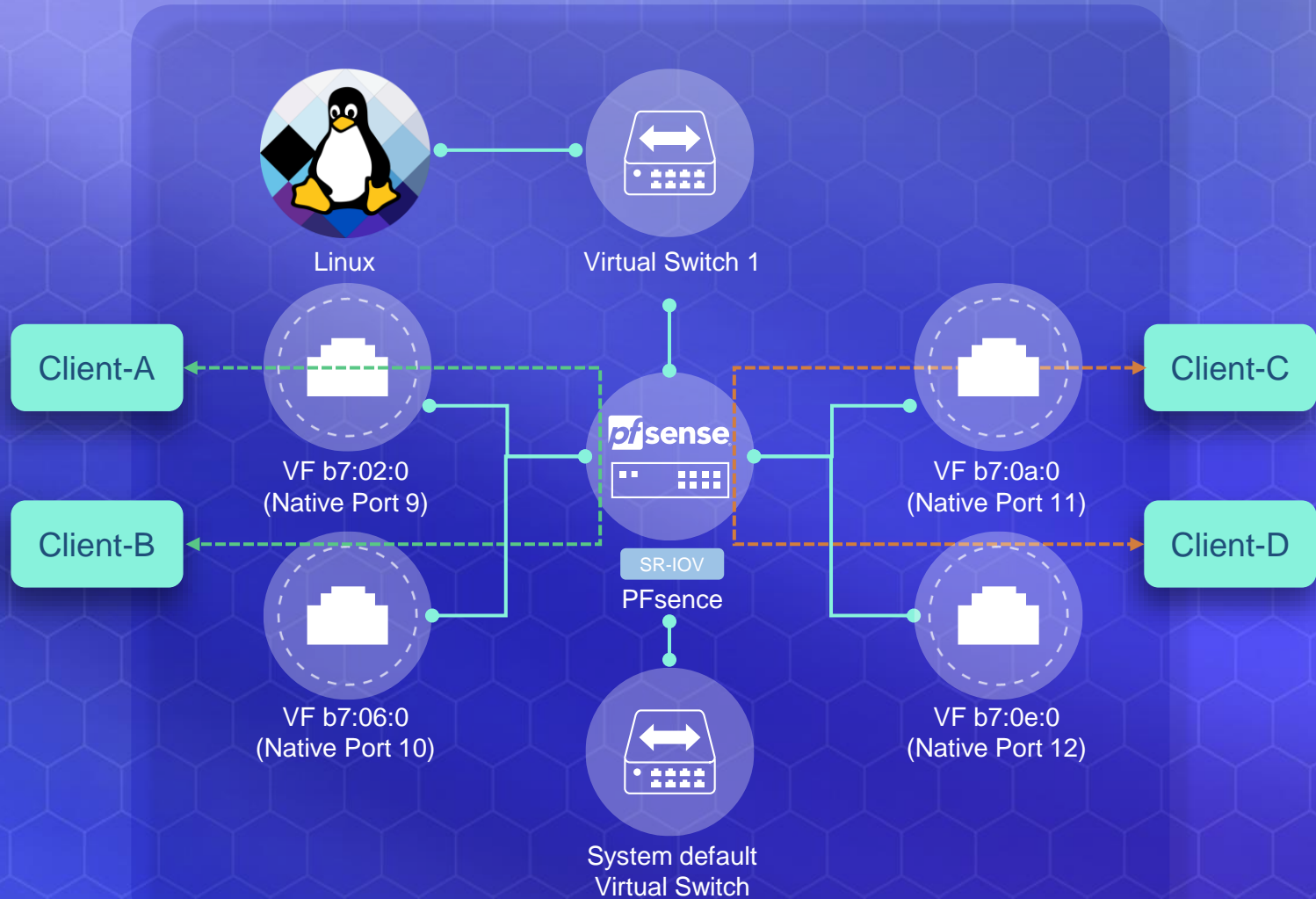
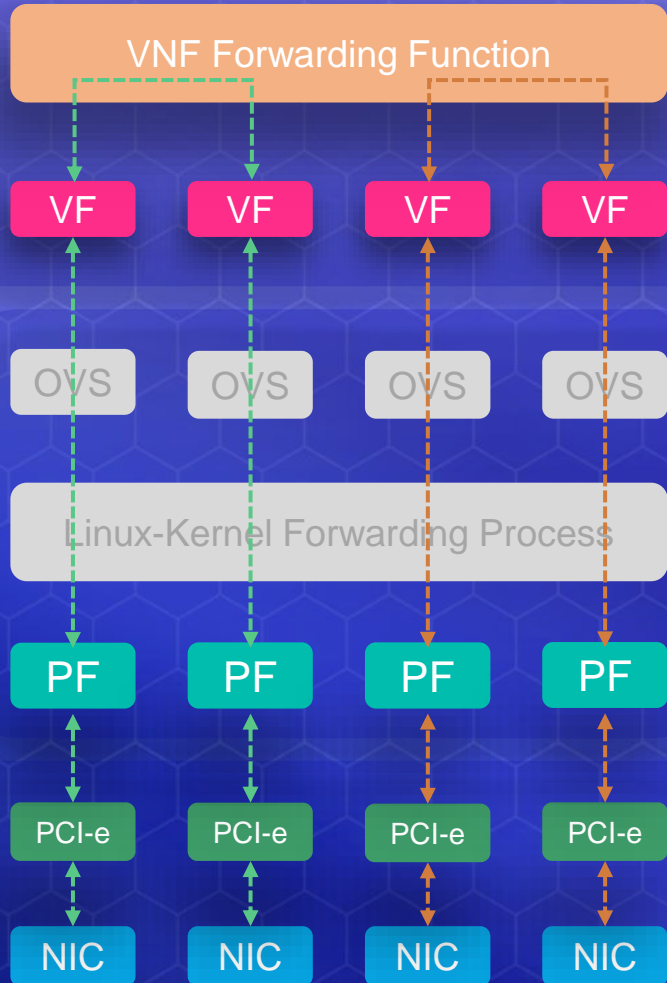
- CPU: Intel Xeon-D 2146NT
- RAM: 32GB
- OS: QNE 1.0.3.573

## Pfsense:

- CPU assign: Core 3-8 (Total 12 threads)
- RAM: 1G
- HDD: 100G
- Version: 2.6.0 Release
- WAN: DHCP from system default virtual switch for system update
- LAN: 192.168.60.254/24 to Virtual switch 1 (for pfsense Web GUI access)
- OPT1: 192.168.61.254/24, VirtIO to Native Port 9
- OPT2: 192.168.62.254/24, VirtIO to Native port 10
- OPT3: 192.168.63.254/24, VirtIO to Native port 11
- OPT4: 192.168.64.254/24, VirtIO to Native port 12



# Test Setup – With SR-IOV



# Test Setup – With SR-IOV

## Client

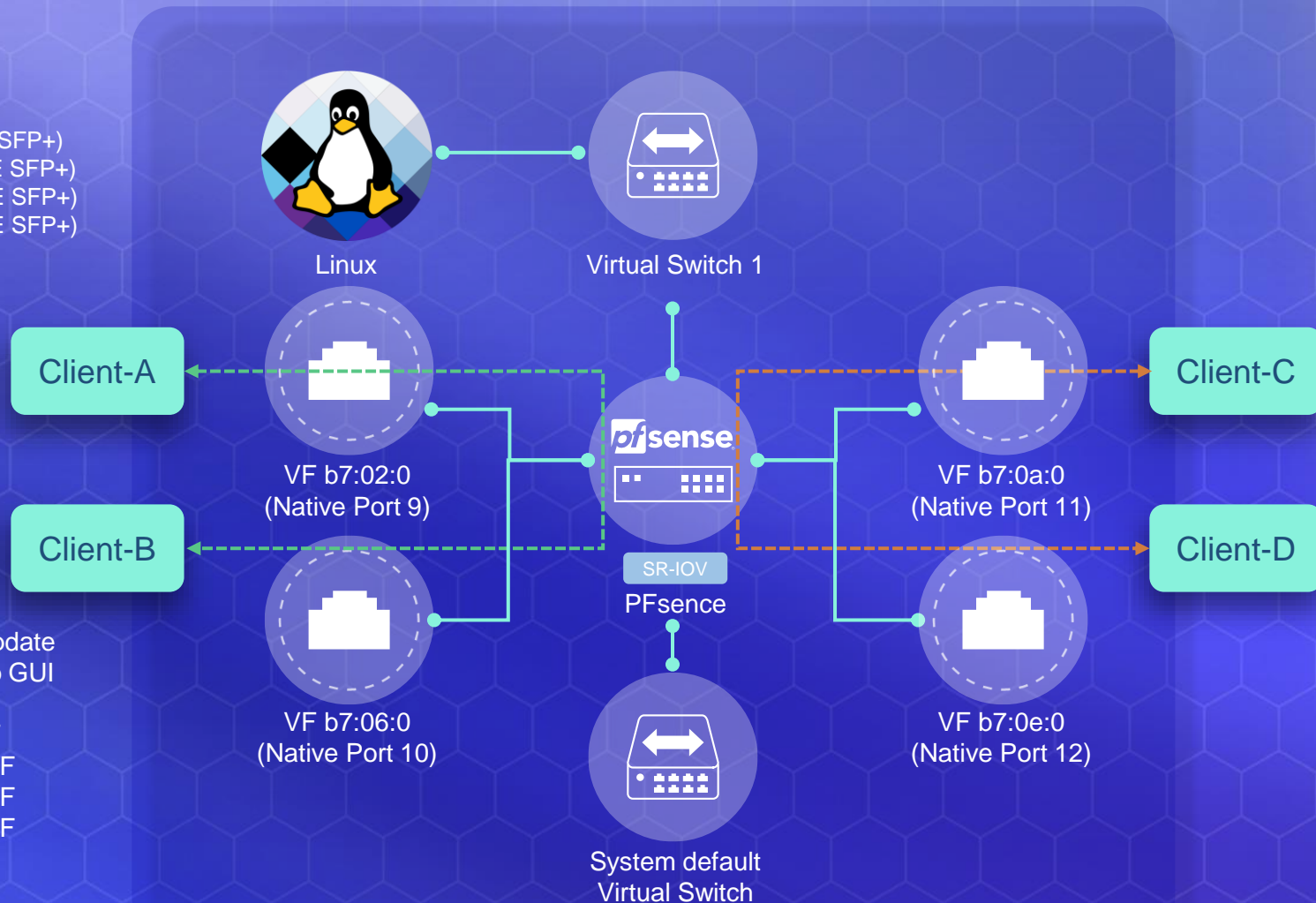
- OS: QNE 1.0.3.q573
- Tool: Iperf 3.1.3
- Client-A: 192.168.61.1/24, connect to QuCPE 7012 port 9 (10GbE SFP+)
- Client-B: 192.168.62.1/24, connect to QuCPE 7012 port 10 (10GbE SFP+)
- Client-C: 192.168.63.1/24, connect to QuCPE 7012 port 11 (10GbE SFP+)
- Client-D: 192.168.64.1/24, connect to QuCPE 7012 port 12 (10GbE SFP+)

## QuCPE-7012

- CPU: Intel Xeon-D 2146NT
- RAM: 32GB
- OS: QNE 1.0.3.573

## Pfsense

- CPU assign: Core 3-8 (Total 12 threads)
- RAM: 1G
- HDD: 100G
- Version: 2.6.0 Release
- WAN: DHCP from system default virtual switch for system update
- LAN: 192.168.60.254/24 to Virtual switch 1 (for pfsense Web GUI access)
- OPT1: 192.168.61.254/24, connect to port 9 with SR-IOV VF
- OPT2: 192.168.62.254/24, connect to port 10 with SR-IOV VF
- OPT3: 192.168.63.254/24, connect to port 11 with SR-IOV VF
- OPT4: 192.168.64.254/24, connect to port 12 with SR-IOV VF



**QNAP**



# QuCPE-7012

is your best choice

Copyright© 2022 QNAP Systems, Inc. All rights reserved. QNAP® and other names of QNAP Products are proprietary marks or registered trademarks of QNAP Systems, Inc. Other products and company names mentioned herein are trademarks of their respective holders.