



OpenMP Application Programming Interface

Version 5.1 November 2020

Copyright ©1997-2020 OpenMP Architecture Review Board.
Permission to copy without fee all or part of this material is granted, provided the OpenMP Architecture Review Board copyright notice and the title of this document appear. Notice is given that copying is by permission of the OpenMP Architecture Review Board.

This page intentionally left blank in published version.

Contents

1 Overview of the OpenMP API	1
1.1 Scope	1
1.2 Glossary	2
1.2.1 Threading Concepts	2
1.2.2 OpenMP Language Terminology	2
1.2.3 Loop Terminology	9
1.2.4 Synchronization Terminology	10
1.2.5 Tasking Terminology	12
1.2.6 Data Terminology	14
1.2.7 Implementation Terminology	18
1.2.8 Tool Terminology	19
1.3 Execution Model	22
1.4 Memory Model	25
1.4.1 Structure of the OpenMP Memory Model	25
1.4.2 Device Data Environments	26
1.4.3 Memory Management	27
1.4.4 The Flush Operation	27
1.4.5 Flush Synchronization and <i>Happens Before</i>	29
1.4.6 OpenMP Memory Consistency	30
1.5 Tool Interfaces	31
1.5.1 OMPT	32
1.5.2 OMPD	32
1.6 OpenMP Compliance	33
1.7 Normative References	33
1.8 Organization of this Document	35

2 Directives	37
2.1 Directive Format	38
2.1.1 Fixed Source Form Directives	43
2.1.2 Free Source Form Directives	44
2.1.3 Stand-Alone Directives	45
2.1.4 Array Shaping	45
2.1.5 Array Sections	46
2.1.6 Iterators	49
2.2 Conditional Compilation	52
2.2.1 Fixed Source Form Conditional Compilation Sentinels	52
2.2.2 Free Source Form Conditional Compilation Sentinel	53
2.3 Variant Directives	53
2.3.1 OpenMP Context	53
2.3.2 Context Selectors	55
2.3.3 Matching and Scoring Context Selectors	59
2.3.4 Metadirectives	60
2.3.5 Declare Variant Directive	63
2.3.6 dispatch Construct	69
2.4 Internal Control Variables	71
2.4.1 ICV Descriptions	72
2.4.2 ICV Initialization	74
2.4.3 Modifying and Retrieving ICV Values	77
2.4.4 How ICVs are Scoped	79
2.4.4.1 How the Per-Data Environment ICVs Work	81
2.4.5 ICV Override Relationships	82
2.5 Informational and Utility Directives	83
2.5.1 requires Directive	83
2.5.2 Assume Directive	86
2.5.3 nothing Directive	89
2.5.4 error Directive	90
2.6 parallel Construct	92
2.6.1 Determining the Number of Threads for a parallel Region	96
2.6.2 Controlling OpenMP Thread Affinity	98

2.7	teams Construct	100
2.8	masked Construct	104
2.9	scope Construct	106
2.10	Worksharing Constructs	108
2.10.1	sections Construct	109
2.10.2	single Construct	112
2.10.3	workshare Construct	114
2.11	Loop-Related Directives	117
2.11.1	Canonical Loop Nest Form	117
2.11.2	Consistent Loop Schedules	125
2.11.3	order Clause	125
2.11.4	Worksharing-Loop Construct	126
2.11.4.1	Determining the Schedule of a Worksharing-Loop	133
2.11.5	SIMD Directives	134
2.11.5.1	simd Construct	134
2.11.5.2	Worksharing-Loop SIMD Construct	138
2.11.5.3	declare simd Directive	140
2.11.6	distribute Loop Constructs	143
2.11.6.1	distribute Construct	143
2.11.6.2	distribute simd Construct	147
2.11.6.3	Distribute Parallel Worksharing-Loop Construct	148
2.11.6.4	Distribute Parallel Worksharing-Loop SIMD Construct	149
2.11.7	loop Construct	151
2.11.8	scan Directive	154
2.11.9	Loop Transformation Constructs	157
2.11.9.1	tile Construct	158
2.11.9.2	unroll Construct	160
2.12	Tasking Constructs	161
2.12.1	task Construct	161
2.12.2	taskloop Construct	166
2.12.3	taskloop simd Construct	171
2.12.4	taskyield Construct	173
2.12.5	Initial Task	174

2.12.6	Task Scheduling	175
2.13	Memory Management Directives	177
2.13.1	Memory Spaces	177
2.13.2	Memory Allocators	178
2.13.3	allocate Directive	181
2.13.4	allocate Clause	184
2.14	Device Directives	186
2.14.1	Device Initialization	186
2.14.2	target data Construct	187
2.14.3	target enter data Construct	191
2.14.4	target exit data Construct	193
2.14.5	target Construct	197
2.14.6	target update Construct	205
2.14.7	Declare Target Directive	210
2.15	Interoperability	216
2.15.1	interop Construct	217
2.15.2	Interoperability Requirement Set	220
2.16	Combined Constructs	221
2.16.1	Parallel Worksharing-Loop Construct	221
2.16.2	parallel loop Construct	222
2.16.3	parallel sections Construct	223
2.16.4	parallel workshare Construct	224
2.16.5	Parallel Worksharing-Loop SIMD Construct	225
2.16.6	parallel masked Construct	226
2.16.7	masked taskloop Construct	228
2.16.8	masked taskloop simd Construct	229
2.16.9	parallel masked taskloop Construct	230
2.16.10	parallel masked taskloop simd Construct	231
2.16.11	teams distribute Construct	233
2.16.12	teams distribute simd Construct	234
2.16.13	Teams Distribute Parallel Worksharing-Loop Construct	235
2.16.14	Teams Distribute Parallel Worksharing-Loop SIMD Construct	236
2.16.15	teams loop Construct	237

2.16.16	target parallel Construct	238
2.16.17	Target Parallel Worksharing-Loop Construct	239
2.16.18	Target Parallel Worksharing-Loop SIMD Construct	241
2.16.19	target parallel loop Construct	242
2.16.20	target simd Construct	244
2.16.21	target teams Construct	245
2.16.22	target teams distribute Construct	246
2.16.23	target teams distribute simd Construct	247
2.16.24	target teams loop Construct	248
2.16.25	Target Teams Distribute Parallel Worksharing-Loop Construct	249
2.16.26	Target Teams Distribute Parallel Worksharing-Loop SIMD Construct	251
2.17	Clauses on Combined and Composite Constructs	252
2.18	if Clause	254
2.19	Synchronization Constructs and Clauses	255
2.19.1	critical Construct	255
2.19.2	barrier Construct	258
2.19.3	Implicit Barriers	260
2.19.4	Implementation-Specific Barriers	261
2.19.5	taskwait Construct	261
2.19.6	taskgroup Construct	264
2.19.7	atomic Construct	266
2.19.8	flush Construct	275
2.19.8.1	Implicit Flushes	279
2.19.9	ordered Construct	283
2.19.10	Depend Objects	286
2.19.10.1	depobj Construct	287
2.19.11	depend Clause	288
2.19.12	Synchronization Hints	293
2.20	Cancellation Constructs	295
2.20.1	cancel Construct	295
2.20.2	cancellation point Construct	300

2.21	Data Environment	302
2.21.1	Data-Sharing Attribute Rules	302
2.21.1.1	Variables Referenced in a Construct	302
2.21.1.2	Variables Referenced in a Region but not in a Construct	306
2.21.2	threadprivate Directive	307
2.21.3	List Item Privatization	312
2.21.4	Data-Sharing Attribute Clauses	315
2.21.4.1	default Clause	315
2.21.4.2	shared Clause	316
2.21.4.3	private Clause	318
2.21.4.4	firstprivate Clause	318
2.21.4.5	lastprivate Clause	321
2.21.4.6	linear Clause	323
2.21.5	Reduction Clauses and Directives	325
2.21.5.1	Properties Common to All Reduction Clauses	326
2.21.5.2	Reduction Scoping Clauses	331
2.21.5.3	Reduction Participating Clauses	332
2.21.5.4	reduction Clause	332
2.21.5.5	task_reduction Clause	335
2.21.5.6	in_reduction Clause	335
2.21.5.7	declare reduction Directive	336
2.21.6	Data Copying Clauses	341
2.21.6.1	copyin Clause	342
2.21.6.2	copyprivate Clause	343
2.21.7	Data-Mapping Attribute Rules, Clauses, and Directives	345
2.21.7.1	map Clause	347
2.21.7.2	Pointer Initialization for Device Data Environments	356
2.21.7.3	defaultmap Clause	357
2.21.7.4	declare mapper Directive	358
2.22	Nesting of Regions	362
3	Runtime Library Routines	365
3.1	Runtime Library Definitions	365

3.2	Thread Team Routines	368
3.2.1	<code>omp_set_num_threads</code>	368
3.2.2	<code>omp_get_num_threads</code>	369
3.2.3	<code>omp_get_max_threads</code>	370
3.2.4	<code>omp_get_thread_num</code>	371
3.2.5	<code>omp_in_parallel</code>	372
3.2.6	<code>omp_set_dynamic</code>	373
3.2.7	<code>omp_get_dynamic</code>	373
3.2.8	<code>omp_get_cancellation</code>	374
3.2.9	<code>omp_set_nested</code> (Deprecated)	375
3.2.10	<code>omp_get_nested</code> (Deprecated)	376
3.2.11	<code>omp_set_schedule</code>	376
3.2.12	<code>omp_get_schedule</code>	379
3.2.13	<code>omp_get_thread_limit</code>	380
3.2.14	<code>omp_get_supported_active_levels</code>	380
3.2.15	<code>omp_set_max_active_levels</code>	381
3.2.16	<code>omp_get_max_active_levels</code>	382
3.2.17	<code>omp_get_level</code>	383
3.2.18	<code>omp_get_ancestor_thread_num</code>	384
3.2.19	<code>omp_get_team_size</code>	385
3.2.20	<code>omp_get_active_level</code>	385
3.3	Thread Affinity Routines	386
3.3.1	<code>omp_get_proc_bind</code>	386
3.3.2	<code>omp_get_num_places</code>	388
3.3.3	<code>omp_get_place_num_procs</code>	389
3.3.4	<code>omp_get_place_proc_ids</code>	389
3.3.5	<code>omp_get_place_num</code>	390
3.3.6	<code>omp_get_partition_num_places</code>	391
3.3.7	<code>omp_get_partition_place_nums</code>	392
3.3.8	<code>omp_set_affinity_format</code>	393
3.3.9	<code>omp_get_affinity_format</code>	394
3.3.10	<code>omp_display_affinity</code>	395
3.3.11	<code>omp_capture_affinity</code>	396

3.4	Teams Region Routines	397
3.4.1	<code>omp_get_num_teams</code>	397
3.4.2	<code>omp_get_team_num</code>	398
3.4.3	<code>omp_set_num_teams</code>	399
3.4.4	<code>omp_get_max_teams</code>	400
3.4.5	<code>omp_set_teams_thread_limit</code>	400
3.4.6	<code>omp_get_teams_thread_limit</code>	401
3.5	Tasking Routines	402
3.5.1	<code>omp_get_max_task_priority</code>	402
3.5.2	<code>omp_in_final</code>	403
3.6	Resource Relinquishing Routines	404
3.6.1	<code>omp_pause_resource</code>	404
3.6.2	<code>omp_pause_resource_all</code>	406
3.7	Device Information Routines	407
3.7.1	<code>omp_get_num_procs</code>	407
3.7.2	<code>omp_set_default_device</code>	408
3.7.3	<code>omp_get_default_device</code>	408
3.7.4	<code>omp_get_num_devices</code>	409
3.7.5	<code>omp_get_device_num</code>	410
3.7.6	<code>omp_is_initial_device</code>	411
3.7.7	<code>omp_get_initial_device</code>	411
3.8	Device Memory Routines	412
3.8.1	<code>omp_target_alloc</code>	412
3.8.2	<code>omp_target_free</code>	414
3.8.3	<code>omp_target_is_present</code>	416
3.8.4	<code>omp_target_is_accessible</code>	417
3.8.5	<code>omp_target_memcpy</code>	418
3.8.6	<code>omp_target_memcpy_rect</code>	419
3.8.7	<code>omp_target_memcpy_async</code>	422
3.8.8	<code>omp_target_memcpy_rect_async</code>	424
3.8.9	<code>omp_target_associate_ptr</code>	426
3.8.10	<code>omp_target_disassociate_ptr</code>	429
3.8.11	<code>omp_get_mapped_ptr</code>	430

3.9	Lock Routines	432
3.9.1	<code>omp_init_lock</code> and <code>omp_init_nest_lock</code>	434
3.9.2	<code>omp_init_lock_with_hint</code> and <code>omp_init_nest_lock_with_hint</code>	435
3.9.3	<code>omp_destroy_lock</code> and <code>omp_destroy_nest_lock</code>	436
3.9.4	<code>omp_set_lock</code> and <code>omp_set_nest_lock</code>	437
3.9.5	<code>omp_unset_lock</code> and <code>omp_unset_nest_lock</code>	439
3.9.6	<code>omp_test_lock</code> and <code>omp_test_nest_lock</code>	440
3.10	Timing Routines	442
3.10.1	<code>omp_get_wtime</code>	442
3.10.2	<code>omp_get_wtick</code>	442
3.11	Event Routine	443
3.11.1	<code>omp_fulfill_event</code>	443
3.12	Interoperability Routines	444
3.12.1	<code>omp_get_num_interop_properties</code>	446
3.12.2	<code>omp_get_interop_int</code>	446
3.12.3	<code>omp_get_interop_ptr</code>	447
3.12.4	<code>omp_get_interop_str</code>	448
3.12.5	<code>omp_get_interop_name</code>	449
3.12.6	<code>omp_get_interop_type_desc</code>	450
3.12.7	<code>omp_get_interop_rc_desc</code>	450
3.13	Memory Management Routines	451
3.13.1	Memory Management Types	451
3.13.2	<code>omp_init_allocator</code>	454
3.13.3	<code>omp_destroy_allocator</code>	455
3.13.4	<code>omp_set_default_allocator</code>	456
3.13.5	<code>omp_get_default_allocator</code>	457
3.13.6	<code>omp_alloc</code> and <code>omp_aligned_alloc</code>	458
3.13.7	<code>omp_free</code>	459
3.13.8	<code>omp_calloc</code> and <code>omp_aligned_calloc</code>	461
3.13.9	<code>omp_realloc</code>	463
3.14	Tool Control Routine	465
3.15	Environment Display Routine	468

4 OMPT Interface	471
4.1 OMPT Interfaces Definitions	471
4.2 Activating a First-Party Tool	471
4.2.1 <code>ompt_start_tool</code>	471
4.2.2 Determining Whether a First-Party Tool Should be Initialized	473
4.2.3 Initializing a First-Party Tool	474
4.2.3.1 Binding Entry Points in the OMPT Callback Interface	475
4.2.4 Monitoring Activity on the Host with OMPT	476
4.2.5 Tracing Activity on Target Devices with OMPT	478
4.3 Finalizing a First-Party Tool	484
4.4 OMPT Data Types	485
4.4.1 Tool Initialization and Finalization	485
4.4.2 Callbacks	485
4.4.3 Tracing	487
4.4.3.1 Record Type	487
4.4.3.2 Native Record Kind	487
4.4.3.3 Native Record Abstract Type	487
4.4.3.4 Record Type	488
4.4.4 Miscellaneous Type Definitions	489
4.4.4.1 <code>ompt_callback_t</code>	489
4.4.4.2 <code>ompt_set_result_t</code>	490
4.4.4.3 <code>ompt_id_t</code>	491
4.4.4.4 <code>ompt_data_t</code>	492
4.4.4.5 <code>ompt_device_t</code>	492
4.4.4.6 <code>ompt_device_time_t</code>	492
4.4.4.7 <code>ompt_buffer_t</code>	493
4.4.4.8 <code>ompt_buffer_cursor_t</code>	493
4.4.4.9 <code>ompt_dependence_t</code>	493
4.4.4.10 <code>ompt_thread_t</code>	494
4.4.4.11 <code>ompt_scope_endpoint_t</code>	494
4.4.4.12 <code>ompt_dispatch_t</code>	495
4.4.4.13 <code>ompt_sync_region_t</code>	495
4.4.4.14 <code>ompt_target_data_op_t</code>	496

4.4.4.15	<code>ompt_work_t</code>	496
4.4.4.16	<code>ompt_mutex_t</code>	497
4.4.4.17	<code>ompt_native_mon_flag_t</code>	497
4.4.4.18	<code>ompt_task_flag_t</code>	498
4.4.4.19	<code>ompt_task_status_t</code>	498
4.4.4.20	<code>ompt_target_t</code>	499
4.4.4.21	<code>ompt_parallel_flag_t</code>	500
4.4.4.22	<code>ompt_target_map_flag_t</code>	501
4.4.4.23	<code>ompt_dependence_type_t</code>	501
4.4.4.24	<code>ompt_severity_t</code>	502
4.4.4.25	<code>ompt_cancel_flag_t</code>	502
4.4.4.26	<code>ompt_hwid_t</code>	502
4.4.4.27	<code>ompt_state_t</code>	503
4.4.4.28	<code>ompt_frame_t</code>	505
4.4.4.29	<code>ompt_frame_flag_t</code>	506
4.4.4.30	<code>ompt_wait_id_t</code>	507
4.5	OMPT Tool Callback Signatures and Trace Records	508
4.5.1	Initialization and Finalization Callback Signature	508
4.5.1.1	<code>ompt_initialize_t</code>	508
4.5.1.2	<code>ompt_finalize_t</code>	509
4.5.2	Event Callback Signatures and Trace Records	510
4.5.2.1	<code>ompt_callback_thread_begin_t</code>	510
4.5.2.2	<code>ompt_callback_thread_end_t</code>	511
4.5.2.3	<code>ompt_callback_parallel_begin_t</code>	511
4.5.2.4	<code>ompt_callback_parallel_end_t</code>	513
4.5.2.5	<code>ompt_callback_work_t</code>	514
4.5.2.6	<code>ompt_callback_dispatch_t</code>	515
4.5.2.7	<code>ompt_callback_task_create_t</code>	517
4.5.2.8	<code>ompt_callback_dependences_t</code>	518
4.5.2.9	<code>ompt_callback_task_dependence_t</code>	519
4.5.2.10	<code>ompt_callback_task_schedule_t</code>	520
4.5.2.11	<code>ompt_callback_implicit_task_t</code>	521
4.5.2.12	<code>ompt_callback_masked_t</code>	522

4.5.2.13	<code>ompt_callback_sync_region_t</code>	523
4.5.2.14	<code>ompt_callback_mutex_acquire_t</code>	525
4.5.2.15	<code>ompt_callback_mutex_t</code>	526
4.5.2.16	<code>ompt_callback_nest_lock_t</code>	527
4.5.2.17	<code>ompt_callback_flush_t</code>	528
4.5.2.18	<code>ompt_callback_cancel_t</code>	529
4.5.2.19	<code>ompt_callback_device_initialize_t</code>	530
4.5.2.20	<code>ompt_callback_device_finalize_t</code>	531
4.5.2.21	<code>ompt_callback_device_load_t</code>	532
4.5.2.22	<code>ompt_callback_device_unload_t</code>	533
4.5.2.23	<code>ompt_callback_buffer_request_t</code>	533
4.5.2.24	<code>ompt_callback_buffer_complete_t</code>	534
4.5.2.25	<code>ompt_callback_target_data_op_emi_t</code> and <code>ompt_callback_target_data_op_t</code>	535
4.5.2.26	<code>ompt_callback_target_emi_t</code> and <code>ompt_callback_target_t</code>	538
4.5.2.27	<code>ompt_callback_target_map_emi_t</code> and <code>ompt_callback_target_map_t</code>	540
4.5.2.28	<code>ompt_callback_target_submit_emi_t</code> and <code>ompt_callback_target_submit_t</code>	542
4.5.2.29	<code>ompt_callback_control_tool_t</code>	544
4.5.2.30	<code>ompt_callback_error_t</code>	545
4.6	OMPT Runtime Entry Points for Tools	546
4.6.1	Entry Points in the OMPT Callback Interface	547
4.6.1.1	<code>ompt_enumerate_states_t</code>	547
4.6.1.2	<code>ompt_enumerate_mutex_impls_t</code>	548
4.6.1.3	<code>ompt_set_callback_t</code>	549
4.6.1.4	<code>ompt_get_callback_t</code>	550
4.6.1.5	<code>ompt_get_thread_data_t</code>	551
4.6.1.6	<code>ompt_get_num_procs_t</code>	552
4.6.1.7	<code>ompt_get_num_places_t</code>	552
4.6.1.8	<code>ompt_get_place_proc_ids_t</code>	553
4.6.1.9	<code>ompt_get_place_num_t</code>	554

4.6.1.10	<code>ompt_get_partition_place_nums_t</code>	554
4.6.1.11	<code>ompt_get_proc_id_t</code>	555
4.6.1.12	<code>ompt_get_state_t</code>	555
4.6.1.13	<code>ompt_get_parallel_info_t</code>	556
4.6.1.14	<code>ompt_get_task_info_t</code>	558
4.6.1.15	<code>ompt_get_task_memory_t</code>	560
4.6.1.16	<code>ompt_get_target_info_t</code>	561
4.6.1.17	<code>ompt_get_num_devices_t</code>	562
4.6.1.18	<code>ompt_get_unique_id_t</code>	562
4.6.1.19	<code>ompt_finalize_tool_t</code>	563
4.6.2	Entry Points in the OMPT Device Tracing Interface	563
4.6.2.1	<code>ompt_get_device_num_procs_t</code>	563
4.6.2.2	<code>ompt_get_device_time_t</code>	564
4.6.2.3	<code>ompt_translate_time_t</code>	565
4.6.2.4	<code>ompt_set_trace_ompt_t</code>	566
4.6.2.5	<code>ompt_set_trace_native_t</code>	567
4.6.2.6	<code>ompt_start_trace_t</code>	568
4.6.2.7	<code>ompt_pause_trace_t</code>	568
4.6.2.8	<code>ompt_flush_trace_t</code>	569
4.6.2.9	<code>ompt_stop_trace_t</code>	570
4.6.2.10	<code>ompt_advance_buffer_cursor_t</code>	570
4.6.2.11	<code>ompt_get_record_type_t</code>	571
4.6.2.12	<code>ompt_get_record_ompt_t</code>	572
4.6.2.13	<code>ompt_get_record_native_t</code>	573
4.6.2.14	<code>ompt_get_record_abstract_t</code>	574
4.6.3	Lookup Entry Points: <code>ompt_function_lookup_t</code>	574

5 OMPD Interface 577

5.1	OMP Interfaces Definitions	578
5.2	Activating a Third-Party Tool	578
5.2.1	Enabling Runtime Support for OMPD	578
5.2.2	<code>ompd_dll_locations</code>	578
5.2.3	<code>ompd_dll_locations_valid</code>	579

5.3	OMPD Data Types	580
5.3.1	Size Type	580
5.3.2	Wait ID Type	580
5.3.3	Basic Value Types	581
5.3.4	Address Type	581
5.3.5	Frame Information Type	582
5.3.6	System Device Identifiers	582
5.3.7	Native Thread Identifiers	583
5.3.8	OMPD Handle Types	583
5.3.9	OMPD Scope Types	584
5.3.10	ICV ID Type	585
5.3.11	Tool Context Types	585
5.3.12	Return Code Types	585
5.3.13	Primitive Type Sizes	586
5.4	OMPD Third-Party Tool Callback Interface	587
5.4.1	Memory Management of OMPD Library	588
5.4.1.1	<code>ompd_callback_memory_alloc_fn_t</code>	588
5.4.1.2	<code>ompd_callback_memory_free_fn_t</code>	589
5.4.2	Context Management and Navigation	590
5.4.2.1	<code>ompd_callback_get_thread_context_for_thread_id</code> <code>_fn_t</code>	590
5.4.2.2	<code>ompd_callback_sizeof_fn_t</code>	591
5.4.3	Accessing Memory in the OpenMP Program or Runtime	592
5.4.3.1	<code>ompd_callback_symbol_addr_fn_t</code>	592
5.4.3.2	<code>ompd_callback_memory_read_fn_t</code>	594
5.4.3.3	<code>ompd_callback_memory_write_fn_t</code>	595
5.4.4	Data Format Conversion: <code>ompd_callback_device_host_fn_t</code>	596
5.4.5	<code>ompd_callback_print_string_fn_t</code>	598
5.4.6	The Callback Interface	598
5.5	OMPD Tool Interface Routines	600
5.5.1	Per OMPD Library Initialization and Finalization	600
5.5.1.1	<code>ompd_initialize</code>	601
5.5.1.2	<code>ompd_get_api_version</code>	602

5.5.1.3	<code>ompd_get_version_string</code>	602
5.5.1.4	<code>ompd_finalize</code>	603
5.5.2	Per OpenMP Process Initialization and Finalization	604
5.5.2.1	<code>ompd_process_initialize</code>	604
5.5.2.2	<code>ompd_device_initialize</code>	605
5.5.2.3	<code>ompd_rel_address_space_handle</code>	606
5.5.3	Thread and Signal Safety	607
5.5.4	Address Space Information	607
5.5.4.1	<code>ompd_get_omp_version</code>	607
5.5.4.2	<code>ompd_get_omp_version_string</code>	608
5.5.5	Thread Handles	609
5.5.5.1	<code>ompd_get_thread_in_parallel</code>	609
5.5.5.2	<code>ompd_get_thread_handle</code>	610
5.5.5.3	<code>ompd_rel_thread_handle</code>	611
5.5.5.4	<code>ompd_thread_handle_compare</code>	611
5.5.5.5	<code>ompd_get_thread_id</code>	612
5.5.6	Parallel Region Handles	613
5.5.6.1	<code>ompd_get_curr_parallel_handle</code>	613
5.5.6.2	<code>ompd_get_enclosing_parallel_handle</code>	614
5.5.6.3	<code>ompd_get_task_parallel_handle</code>	615
5.5.6.4	<code>ompd_rel_parallel_handle</code>	616
5.5.6.5	<code>ompd_parallel_handle_compare</code>	616
5.5.7	Task Handles	617
5.5.7.1	<code>ompd_get_curr_task_handle</code>	617
5.5.7.2	<code>ompd_get_generating_task_handle</code>	618
5.5.7.3	<code>ompd_get_scheduling_task_handle</code>	619
5.5.7.4	<code>ompd_get_task_in_parallel</code>	620
5.5.7.5	<code>ompd_rel_task_handle</code>	621
5.5.7.6	<code>ompd_task_handle_compare</code>	622
5.5.7.7	<code>ompd_get_task_function</code>	622
5.5.7.8	<code>ompd_get_task_frame</code>	623
5.5.7.9	<code>ompd_enumerate_states</code>	624
5.5.7.10	<code>ompd_get_state</code>	625

5.5.8	Display Control Variables	626
5.5.8.1	<code>ompd_get_display_control_vars</code>	626
5.5.8.2	<code>ompd_rel_display_control_vars</code>	627
5.5.9	Accessing Scope-Specific Information	628
5.5.9.1	<code>ompd_enumerate_icvs</code>	628
5.5.9.2	<code>ompd_get_icv_from_scope</code>	629
5.5.9.3	<code>ompd_get_icv_string_from_scope</code>	630
5.5.9.4	<code>ompd_get_tool_data</code>	631
5.6	Runtime Entry Points for OMPD	632
5.6.1	Beginning Parallel Regions	633
5.6.2	Ending Parallel Regions	633
5.6.3	Beginning Task Regions	634
5.6.4	Ending Task Regions	634
5.6.5	Beginning OpenMP Threads	635
5.6.6	Ending OpenMP Threads	635
5.6.7	Initializing OpenMP Devices	636
5.6.8	Finalizing OpenMP Devices	636
6	Environment Variables	639
6.1	<code>OMP_SCHEDULE</code>	640
6.2	<code>OMP_NUM_THREADS</code>	640
6.3	<code>OMP_DYNAMIC</code>	641
6.4	<code>OMP_PROC_BIND</code>	642
6.5	<code>OMP_PLACES</code>	643
6.6	<code>OMP_STACKSIZE</code>	645
6.7	<code>OMP_WAIT_POLICY</code>	646
6.8	<code>OMP_MAX_ACTIVE_LEVELS</code>	647
6.9	<code>OMP_NESTED</code> (Deprecated)	647
6.10	<code>OMP_THREAD_LIMIT</code>	648
6.11	<code>OMP_CANCELLATION</code>	648
6.12	<code>OMP_DISPLAY_ENV</code>	648
6.13	<code>OMP_DISPLAY_AFFINITY</code>	649
6.14	<code>OMP_AFFINITY_FORMAT</code>	650
6.15	<code>OMP_DEFAULT_DEVICE</code>	652

6.16	OMP_MAX_TASK_PRIORITY	652
6.17	OMP_TARGET_OFFLOAD	652
6.18	OMP_TOOL	653
6.19	OMP_TOOL_LIBRARIES	653
6.20	OMP_TOOL_VERBOSE_INIT	654
6.21	OMP_DEBUG	655
6.22	OMP_ALLOCATOR	655
6.23	OMP_NUM_TEAMS	656
6.24	OMP_TEAMS_THREAD_LIMIT	657
A OpenMP Implementation-Defined Behaviors		659
B Features History		667
B.1	Deprecated Features	667
B.2	Version 5.0 to 5.1 Differences	668
B.3	Version 4.5 to 5.0 Differences	670
B.4	Version 4.0 to 4.5 Differences	674
B.5	Version 3.1 to 4.0 Differences	676
B.6	Version 3.0 to 3.1 Differences	677
B.7	Version 2.5 to 3.0 Differences	677
Index		681

List of Figures

2.1	Determining the schedule for a Worksharing-Loop	134
4.1	First-Party Tool Activation Flow Chart	473

List of Tables

2.1	ICV Initial Values	74
2.2	Ways to Modify and to Retrieve ICV Values	77
2.3	Scopes of ICVs	79
2.4	ICV Override Relationships	82
2.5	schedule Clause <i>kind</i> Values	129
2.6	schedule Clause <i>modifier</i> Values	131
2.7	ompt_callback_task_create Callback Flags Evaluation	165
2.8	Predefined Memory Spaces	177
2.9	Allocator Traits	178
2.10	Predefined Allocators	180
2.11	Implicitly Declared C/C++ <i>reduction-identifiers</i>	326
2.12	Implicitly Declared Fortran <i>reduction-identifiers</i>	327
2.13	Map-Type Decay of Map Type Combinations	360
3.1	Required Values of the omp_interop_property_t enum Type	445
3.2	Required Values for the omp_interop_rc_t enum Type	446
3.3	Standard Tool Control Commands	466
4.1	OMPT Callback Interface Runtime Entry Point Names and Their Type Signatures	477
4.2	Callbacks for which ompt_set_callback Must Return ompt_set_always	479
4.3	Callbacks for which ompt_set_callback May Return Any Non-Error Code	480
4.4	OMPT Tracing Interface Runtime Entry Point Names and Their Type Signatures	482
5.1	Mapping of Scope Type and OMPD Handles	584
6.1	Predefined Abstract Names for OMP_PLACES	644
6.2	Available Field Types for Formatting OpenMP Thread Affinity Information	651

This page intentionally left blank

1 Overview of the OpenMP API

The collection of compiler directives, library routines, and environment variables that this document describes collectively define the specification of the OpenMP Application Program Interface (OpenMP API) for parallelism in C, C++ and Fortran programs.

This specification provides a model for parallel programming that is portable across architectures from different vendors. Compilers from numerous vendors support the OpenMP API. More information about the OpenMP API can be found at the following web site

`http://www.openmp.org`

The directives, library routines, environment variables, and tool support that this document defines allow users to create, to manage, to debug and to analyze parallel programs while permitting portability. The directives extend the C, C++ and Fortran base languages with single program multiple data (SPMD) constructs, tasking constructs, device constructs, worksharing constructs, and synchronization constructs, and they provide support for sharing, mapping and privatizing data. The functionality to control the runtime environment is provided by library routines and environment variables. Compilers that support the OpenMP API often include command line options to enable or to disable interpretation of some or all OpenMP directives.

1.1 Scope

The OpenMP API covers only user-directed parallelization, wherein the programmer explicitly specifies the actions to be taken by the compiler and runtime system in order to execute the program in parallel. OpenMP-compliant implementations are not required to check for data dependences, data conflicts, race conditions, or deadlocks. Compliant implementations also are not required to check for any code sequences that cause a program to be classified as non-conforming. Application developers are responsible for correctly using the OpenMP API to produce a conforming program. The OpenMP API does not cover compiler-generated automatic parallelization.

1.2 Glossary

1.2.1 Threading Concepts

thread An execution entity with a stack and associated *threadprivate memory*.

OpenMP thread A *thread* that is managed by the OpenMP implementation.

thread number A number that the OpenMP implementation assigns to an OpenMP thread. For threads within the same team, zero identifies the primary thread and consecutive numbers identify the other threads of this team.

idle thread An *OpenMP thread* that is not currently part of any **parallel** region.

thread-safe routine A routine that performs the intended function even when executed concurrently (by more than one *thread*).

processor Implementation-defined hardware unit on which one or more *OpenMP threads* can execute.

device An implementation-defined logical execution engine.

COMMENT: A *device* could have one or more *processors*.

host device The *device* on which the *OpenMP program* begins execution.

target device A device with respect to which the current device performs an operation, as specified by a *device construct* or an OpenMP device memory routine.

parent device For a given **target** region, the device on which the corresponding **target** construct was encountered.

1.2.2 OpenMP Language Terminology

base language A programming language that serves as the foundation of the OpenMP specification.

COMMENT: See Section 1.7 for a listing of current *base languages* for the OpenMP API.

base program A program written in a *base language*.

preprocessed code For C/C++, a sequence of preprocessing tokens that result from the first six phases of translation, as defined by the *base language*.

program order An ordering of operations performed by the same *thread* as determined by the execution sequence of operations specified by the *base language*.

1		COMMENT: For versions of C and C++ that include base language
2		support for threading, <i>program order</i> corresponds to the <i>sequenced before</i>
3		relation between operations performed by the same <i>thread</i> .
4	structured block	For C/C++, an executable statement, possibly compound, with a single entry at the
5		top and a single exit at the bottom, or an OpenMP <i>construct</i> .
6		For Fortran, a <i>strictly structured block</i> , or a <i>loosely structured block</i> .
7	structured block	A <i>structured block</i> , or, for C/C++, a sequence of two or more executable statements
8	sequence	that together have a single entry at the top and a single exit at the bottom.
9	strictly structured	A single Fortran BLOCK construct, with a single entry at the top and a single exit at
10	block	the bottom.
11	loosely structured	A block of executable constructs, where the first executable construct is not a Fortran
12	block	BLOCK construct, with a single entry at the top and a single exit at the bottom, or an
13		OpenMP <i>construct</i> .
14		COMMENT: In Fortran code, when a <i>strictly structured block</i> appears
15		within an OpenMP <i>construct</i> , that OpenMP construct does not usually
16		require a paired end directive to define the range of the OpenMP
17		<i>construct</i> , while an OpenMP <i>construct</i> that contains a <i>loosely structured</i>
18		<i>block</i> relies on the paired end directive to define the range of the
19		OpenMP <i>construct</i> .
20	compilation unit	For C/C++, a translation unit.
21		For Fortran, a program unit.
22	enclosing context	For C/C++, the innermost scope enclosing an OpenMP <i>directive</i> .
23		For Fortran, the innermost scoping unit enclosing an OpenMP <i>directive</i> .
24	directive	A <i>base language</i> mechanism to specify <i>OpenMP program</i> behavior.
25		COMMENT: See Section 2.1 for a description of OpenMP <i>directive</i>
26		syntax in each <i>base language</i> .
27	white space	A non-empty sequence of space and/or horizontal tab characters.
28	OpenMP program	A program that consists of a <i>base program</i> that is annotated with OpenMP <i>directives</i>
29		or that calls OpenMP API runtime library routines.
30	conforming program	An <i>OpenMP program</i> that follows all rules and restrictions of the OpenMP
31		specification.
32	implementation code	Implicit code that is introduced by the OpenMP implementation.
33	metadirective	A <i>directive</i> that conditionally resolves to another <i>directive</i> .

1	declarative directive	An OpenMP <i>directive</i> that may only be placed in a declarative context and results in
2		one or more declarations only; it is not associated with the immediate execution of
3		any user code or <i>implementation code</i> . For C++, if a declarative directive applies to a
4		function declaration or definition and it is specified with one or more C++ attribute
5		specifiers, the specified attributes must be applied to the function as permitted by the
6		base language. For Fortran, a declarative directive must appear after any USE ,
7		IMPORT , and IMPLICIT statements in a declarative context.
8	executable directive	An OpenMP <i>directive</i> that appears in an executable context and results in
9		<i>implementation code</i> and/or prescribes the manner in which associated user code
10		must execute.
11	informational directive	An OpenMP <i>directive</i> that is neither declarative nor executable, but otherwise
12		conveys user code properties to the compiler.
13	utility directive	An OpenMP <i>directive</i> that is neither declarative nor executable, but otherwise
14		facilitates interactions with the compiler and/or supports code readability.
15	stand-alone directive	An OpenMP <i>executable directive</i> that has no associated user code, but may produce
16		implementation code resulting from clauses in the directive.
17	construct	An OpenMP <i>executable directive</i> (and for Fortran, the paired end directive , if any)
18		and the associated statement, loop nest or <i>structured block</i> , if any, not including the
19		code in any called routines. That is, the lexical extent of an <i>executable directive</i> .
20	combined construct	A <i>construct</i> that is a shortcut for specifying one <i>construct</i> immediately nested inside
21		another <i>construct</i> . A <i>combined construct</i> is semantically identical to that of explicitly
22		specifying the first <i>construct</i> containing one instance of the second <i>construct</i> and no
23		other statements.
24	composite construct	A <i>construct</i> that is composed of two <i>constructs</i> but does not have identical semantics
25		to specifying one of the <i>constructs</i> immediately nested inside the other. A <i>composite</i>
26		<i>construct</i> either adds semantics not included in the <i>constructs</i> from which it is
27		composed or provides an effective nesting of the one <i>construct</i> inside the other that
28		would otherwise be non-conforming.
29	constituent construct	For a given combined or composite <i>construct</i> , a <i>construct</i> from which it, or any one
30		of its <i>constituent constructs</i> , is composed.
31		COMMENT: The <i>constituent constructs</i> of a
32		target teams distribute parallel for simd construct are the
33		following constructs: target ,
34		teams distribute parallel for simd , teams ,
35		distribute parallel for simd , distribute ,
36		parallel for simd , parallel , for simd , for , and simd .

1	leaf construct	For a given combined or composite <i>construct</i> , a <i>constituent construct</i> that is not itself
2		a combined or composite <i>construct</i> .
3		COMMENT: The <i>leaf constructs</i> of a
4		target teams distribute parallel for simd construct are the
5		following constructs: target , teams , distribute , parallel ,
6		for , and simd .
7	combined target	A <i>combined construct</i> that is composed of a target construct along with another
8	construct	construct.
9	region	All code encountered during a specific instance of the execution of a given <i>construct</i> ,
10		structured block sequence or OpenMP library routine. A <i>region</i> includes any code in
11		called routines as well as any <i>implementation code</i> . The generation of a <i>task</i> at the
12		point where a <i>task generating construct</i> is encountered is a part of the <i>region</i> of the
13		<i>encountering thread</i> . However, an <i>explicit task region</i> that corresponds to a <i>task</i>
14		<i>generating construct</i> is not part of the <i>region</i> of the <i>encountering thread</i> unless it is
15		an <i>included task region</i> . The point where a target or teams directive is
16		encountered is a part of the <i>region</i> of the <i>encountering thread</i> , but the <i>region</i> that
17		corresponds to the target or teams directive is not.
18		COMMENTS:
19		A <i>region</i> may also be thought of as the dynamic or runtime extent of a
20		<i>construct</i> or of an OpenMP library routine.
21		During the execution of an <i>OpenMP program</i> , a <i>construct</i> may give rise to
22		many <i>regions</i> .
23	active parallel region	A parallel <i>region</i> that is executed by a <i>team</i> consisting of more than one <i>thread</i> .
24	inactive parallel region	A parallel <i>region</i> that is executed by a <i>team</i> of only one <i>thread</i> .
25	active target region	A target <i>region</i> that is executed on a <i>device</i> other than the <i>device</i> that encountered
26		the target <i>construct</i> .
27	inactive target region	A target <i>region</i> that is executed on the same <i>device</i> that encountered the target
28		<i>construct</i> .
29	sequential part	All code encountered during the execution of an <i>initial task region</i> that is not part of
30		a parallel <i>region</i> corresponding to a parallel <i>construct</i> or a task <i>region</i>
31		corresponding to a task <i>construct</i> .
32		COMMENTS:
33		A <i>sequential part</i> is enclosed by an <i>implicit parallel region</i> .

1 Executable statements in called routines may be in both a *sequential part*
2 and any number of explicit **parallel regions** at different points in the
3 program execution.

4 **primary thread** An *OpenMP thread* that has *thread number 0*. A *primary thread* may be an *initial*
5 *thread* or the *thread* that encounters a **parallel construct**, creates a *team*,
6 generates a set of *implicit tasks*, and then executes one of those *tasks* as *thread*
7 number 0.

8 **parent thread** The *thread* that encountered the **parallel construct** and generated a **parallel**
9 *region* is the *parent thread* of each of the *threads* in the *team* of that **parallel**
10 *region*. The *primary thread* of a **parallel region** is the same *thread* as its *parent*
11 *thread* with respect to any resources associated with an *OpenMP thread*.

12 **child thread** When a *thread* encounters a **parallel construct**, each of the *threads* in the
13 generated **parallel region's team** are *child threads* of the encountering *thread*.
14 The **target** or **teams region's initial thread** is not a *child thread* of the *thread* that
15 encountered the **target** or **teams construct**.

16 **ancestor thread** For a given *thread*, its *parent thread* or one of its *parent thread's ancestor threads*.

17 **descendent thread** For a given *thread*, one of its *child threads* or one of its *child threads' descendent*
18 *threads*.

19 **team** A set of one or more *threads* participating in the execution of a **parallel region**.

20 COMMENTS:

21 For an *active parallel region*, the *team* comprises the *primary thread* and
22 at least one additional *thread*.

23 For an *inactive parallel region*, the *team* comprises only the *primary*
24 *thread*.

25 **league** The set of *teams* created by a **teams construct**.

26 **contention group** An *initial thread* and its *descendent threads*.

27 **implicit parallel region** An *inactive parallel region* that is not generated from a **parallel construct**.
28 *Implicit parallel regions* surround the whole *OpenMP program*, all **target regions**,
29 and all **teams regions**.

30 **initial thread** The *thread* that executes an *implicit parallel region*.

31 **initial team** The *team* that comprises an *initial thread* executing an *implicit parallel region*.

32 **nested construct** A *construct* (lexically) enclosed by another *construct*.

33 **closely nested construct** A *construct* nested inside another *construct* with no other *construct* nested between
34 them.

1	explicit region	A <i>region</i> that corresponds to either a <i>construct</i> of the same name or a library routine call that explicitly appears in the program.
2		
3	nested region	A <i>region</i> (dynamically) enclosed by another <i>region</i> . That is, a <i>region</i> generated from the execution of another <i>region</i> or one of its <i>nested regions</i> .
4		
5		COMMENT: Some nestings are <i>conforming</i> and some are not. See
6		Section 2.22 for the restrictions on nesting.
7	closely nested region	A <i>region nested</i> inside another <i>region</i> with no parallel <i>region nested</i> between them.
8		
9	strictly nested region	A <i>region nested</i> inside another <i>region</i> with no other <i>explicit region nested</i> between them.
10		
11	all threads	All OpenMP <i>threads</i> participating in the <i>OpenMP program</i> .
12	current team	All <i>threads</i> in the <i>team</i> executing the innermost enclosing parallel <i>region</i> .
13	encountering thread	For a given <i>region</i> , the <i>thread</i> that encounters the corresponding <i>construct</i> .
14	all tasks	All <i>tasks</i> participating in the <i>OpenMP program</i> .
15	current team tasks	All <i>tasks</i> encountered by the corresponding <i>team</i> . The <i>implicit tasks</i> constituting the parallel <i>region</i> and any <i>descendent tasks</i> encountered during the execution of these <i>implicit tasks</i> are included in this set of tasks.
16		
17		
18	generating task	For a given <i>region</i> , the task for which execution by a <i>thread</i> generated the <i>region</i> .
19	binding thread set	The set of <i>threads</i> that are affected by, or provide the context for, the execution of a <i>region</i> .
20		
21		The <i>binding thread set</i> for a given <i>region</i> can be <i>all threads</i> on a specified set of devices, <i>all threads</i> in a <i>contention group</i> , all <i>primary threads</i> executing an enclosing teams <i>region</i> , the <i>current team</i> , or the <i>encountering thread</i> .
22		
23		
24		COMMENT: The <i>binding thread set</i> for a particular <i>region</i> is described in its corresponding subsection of this specification.
25		
26	binding task set	The set of <i>tasks</i> that are affected by, or provide the context for, the execution of a <i>region</i> .
27		
28		The <i>binding task set</i> for a given <i>region</i> can be <i>all tasks</i> , the <i>current team tasks</i> , <i>all tasks of the current team that are generated in the region</i> , the <i>binding implicit task</i> , or the <i>generating task</i> .
29		
30		
31		COMMENT: The <i>binding task set</i> for a particular <i>region</i> (if applicable) is described in its corresponding subsection of this specification.
32		

1	binding region	The enclosing <i>region</i> that determines the execution context and limits the scope of
2		the effects of the bound <i>region</i> is called the <i>binding region</i> .
3		<i>Binding region</i> is not defined for <i>regions</i> for which the <i>binding thread</i> set is <i>all</i>
4		<i>threads</i> or the <i>encountering thread</i> , nor is it defined for <i>regions</i> for which the <i>binding</i>
5		<i>task set</i> is <i>all tasks</i> .
6	orphaned construct	A <i>construct</i> that gives rise to a <i>region</i> for which the <i>binding thread set</i> is the <i>current</i>
7		<i>team</i> , but is not nested within another <i>construct</i> that gives rise to the <i>binding region</i> .
8	worksharing construct	A <i>construct</i> that divides the work within its structured block into partitions, each of
9		which is executed exactly once by one of the <i>threads</i> in the <i>team</i> executing the
10		<i>construct</i> .
11	device construct	An OpenMP <i>construct</i> that accepts the device clause.
12	device routine	A function (for C/C++ and Fortran) or subroutine (for Fortran) that can be executed
13		on a <i>target device</i> , as part of a target region.
14	foreign runtime environment	A runtime environment that exists outside the OpenMP runtime with which the
15		OpenMP implementation may interoperate.
16	foreign execution context	A context that is instantiated from a <i>foreign runtime environment</i> in order to facilitate
17		execution on a given device.
18	foreign task	A unit of work executed in a <i>foreign execution context</i> .
19	indirect device invocation	An indirect call to the device version of a procedure on a device other than the host
20		device, through a function pointer (C/C++), a pointer to a member function (C++) or
21		a procedure pointer (Fortran) that refers to the host version of the procedure.
22	place	An unordered set of <i>processors</i> on a device.
23	place list	The ordered list that describes all OpenMP <i>places</i> available to the execution
24		environment.
25	place partition	An ordered list that corresponds to a contiguous interval in the OpenMP <i>place list</i> . It
26		describes the <i>places</i> currently available to the execution environment for a given
27		parallel <i>region</i> .
28	place number	A number that uniquely identifies a <i>place</i> in the <i>place list</i> , with zero identifying the
29		first <i>place</i> in the <i>place list</i> , and each consecutive whole number identifying the next
30		<i>place</i> in the <i>place list</i> .
31	thread affinity	A binding of <i>threads</i> to <i>places</i> within the current <i>place partition</i> .
32	SIMD instruction	A single machine instruction that can operate on multiple data elements.
33	SIMD lane	A software or hardware mechanism capable of processing one data element from a
34		<i>SIMD instruction</i> .

1	SIMD chunk	A set of iterations executed concurrently, each by a <i>SIMD lane</i> , by a single <i>thread</i> by means of <i>SIMD instructions</i> .
2		
3	memory	A storage resource to store and to retrieve variables accessible by OpenMP threads.
4	memory space	A representation of storage resources from which <i>memory</i> can be allocated or deallocated. More than one memory space may exist.
5		
6	memory allocator	An OpenMP object that fulfills requests to allocate and to deallocate <i>memory</i> for program variables from the storage resources of its associated <i>memory space</i> .
7		
8	handle	An opaque reference that uniquely identifies an abstraction.

9 1.2.3 Loop Terminology

10	canonical loop nest	A loop nest that complies with the rules and restrictions defined in Section 2.11.1.
11	loop-associated directive	An OpenMP <i>executable directive</i> for which the associated user code must be a <i>canonical loop nest</i> .
12		
13	associated loop	A loop from a <i>canonical loop nest</i> that is controlled by a given <i>loop-associated directive</i> .
14		
15	loop nest depth	For a <i>canonical loop nest</i> , the maximal number of loops, including the outermost loop, that can be associated with a <i>loop-associated directive</i> .
16		
17	logical iteration space	For a <i>loop-associated directive</i> , the sequence $0, \dots, N - 1$ where N is the number of iterations of the loops associated with the directive. The logical numbering denotes the sequence in which the iterations would be executed if the set of associated loops were executed sequentially.
18		
19		
20		
21	logical iteration	An iteration from the associated loops of a <i>loop-associated directive</i> , designated by a logical number from the <i>logical iteration space</i> of the associated loops.
22		
23	logical iteration vector space	For a <i>loop-associated directive</i> with n associated nested loops, the set of n -tuples (i_1, \dots, i_n) . For the k^{th} associated loop, from outermost to innermost, i_k is its <i>logical iteration</i> number as if it was the only associated loop.
24		
25		
26	logical iteration vector	An iteration from the associated nested loops of a <i>loop-associated directive</i> , where n is the number of associated loops, designated by an n -tuple from the <i>logical iteration vector space</i> of the associated loops.
27		
28		
29	lexicographic order	The total order of two <i>logical iteration vectors</i> $\omega_a = (i_1, \dots, i_n)$ and $\omega_b = (j_1, \dots, j_n)$, denoted by $\omega_a \leq_{\text{lex}} \omega_b$, where either $\omega_a = \omega_b$ or $\exists m \in \{1, \dots, n\}$ such that $i_m < j_m$ and $i_k = j_k$ for all $k \in \{1, \dots, m - 1\}$.
30		
31		

1	product order	The partial order of two <i>logical iteration vectors</i> $\omega_a = (i_1, \dots, i_n)$ and
2		$\omega_b = (j_1, \dots, j_n)$, denoted by $\omega_a \leq_{\text{product}} \omega_b$, where $i_k \leq j_k$ for all $k \in \{1, \dots, n\}$.
3	loop transformation	A construct that is replaced by the loops that result from applying the transformation
4	construct	as defined by its directive to its associated loops.
5	generated loop	A loop that is generated by a <i>loop transformation construct</i> and is one of the
6		resulting loops that replace the construct.
7	SIMD loop	A loop that includes at least one <i>SIMD chunk</i> .
8	non-rectangular loop	For a loop nest, a loop for which a loop bound references the iteration variable of a
9		surrounding loop in the loop nest.
10	perfectly nested loop	A loop that has no intervening code between it and the body of its surrounding loop.
11		The outermost loop of a loop nest is always perfectly nested.
12	doacross loop nest	A loop nest, consisting of loops that may be associated with the same
13		<i>loop-associated directive</i> , that has cross-iteration dependences. An iteration is
14		dependent on one or more lexicographically earlier iterations.
15		COMMENT: The ordered clause parameter on a worksharing-loop
16		directive identifies the loops associated with the <i>doacross loop nest</i> .

17 1.2.4 Synchronization Terminology

18	barrier	A point in the execution of a program encountered by a <i>team</i> of <i>threads</i> , beyond
19		which no <i>thread</i> in the team may execute until all <i>threads</i> in the <i>team</i> have reached
20		the barrier and all <i>explicit tasks</i> generated by the <i>team</i> have executed to completion.
21		If <i>cancellation</i> has been requested, threads may proceed to the end of the canceled
22		<i>region</i> even if some threads in the team have not reached the <i>barrier</i> .
23	cancellation	An action that cancels (that is, aborts) an OpenMP <i>region</i> and causes executing
24		<i>implicit</i> or <i>explicit</i> tasks to proceed to the end of the canceled <i>region</i> .
25	cancellation point	A point at which implicit and explicit tasks check if cancellation has been requested.
26		If cancellation has been observed, they perform the <i>cancellation</i> .
27	flush	An operation that a <i>thread</i> performs to enforce consistency between its view and
28		other <i>threads</i> ' view of memory.
29	device-set	The set of devices for which a flush operation may enforce memory consistency.
30	flush property	Properties that determine the manner in which a <i>flush</i> operation enforces memory
31		consistency. These properties are:

1		<ul style="list-style-type: none"> • <i>strong</i>: flushes a set of variables from the current thread's temporary view of the memory to the memory;
2		
3		<ul style="list-style-type: none"> • <i>release</i>: orders memory operations that precede the flush before memory operations performed by a different thread with which it synchronizes;
4		
5		<ul style="list-style-type: none"> • <i>acquire</i>: orders memory operations that follow the flush after memory operations performed by a different thread that synchronizes with it.
6		
7		COMMENT: Any <i>flush</i> operation has one or more <i>flush properties</i> .
8	strong flush	A <i>flush</i> operation that has the <i>strong flush property</i> .
9	release flush	A <i>flush</i> operation that has the <i>release flush property</i> .
10	acquire flush	A <i>flush</i> operation that has the <i>acquire flush property</i> .
11	atomic operation	An operation that is specified by an atomic construct or is implicitly performed by the OpenMP implementation and that atomically accesses and/or modifies a specific storage location.
12		
13		
14	atomic read	An <i>atomic operation</i> that is specified by an atomic construct on which the read clause is present.
15		
16	atomic write	An <i>atomic operation</i> that is specified by an atomic construct on which the write clause is present.
17		
18	atomic update	An <i>atomic operation</i> that is specified by an atomic construct on which the update clause is present.
19		
20	atomic captured update	An <i>atomic update</i> operation that is specified by an atomic construct on which the capture clause is present.
21		
22	atomic conditional update	An <i>atomic update</i> operation that is specified by an atomic construct on which the compare clause is present.
23		
24	read-modify-write	An <i>atomic operation</i> that reads and writes to a given storage location.
25		COMMENT: Any <i>atomic update</i> is a <i>read-modify-write</i> operation.
26	sequentially consistent atomic construct	An atomic construct for which the seq_cst clause is specified.
27	non-sequentially consistent atomic construct	An atomic construct for which the seq_cst clause is not specified
28	sequentially consistent atomic operation	An <i>atomic operation</i> that is specified by a <i>sequentially consistent atomic construct</i> .

1.2.5 Tasking Terminology

task A specific instance of executable code and its data environment that the OpenMP implementation can schedule for execution by threads.

task region A *region* consisting of all code encountered during the execution of a *task*.

COMMENT: A **parallel** *region* consists of one or more implicit *task regions*.

implicit task A *task* generated by an *implicit parallel region* or generated when a **parallel** *construct* is encountered during execution.

binding implicit task The *implicit task* of the current thread team assigned to the encountering thread.

explicit task A *task* that is not an *implicit task*.

initial task An *implicit task* associated with an *implicit parallel region*.

current task For a given *thread*, the *task* corresponding to the *task region* in which it is executing.

encountering task For a given *region*, the *current task* of the *encountering thread*.

child task A *task* is a *child task* of its generating *task region*. A *child task region* is not part of its generating *task region*.

sibling tasks *Tasks* that are *child tasks* of the same *task region*.

descendent task A *task* that is the *child task* of a *task region* or of one of its *descendent task regions*.

task completion A condition that is satisfied when a thread reaches the end of the executable code that is associated with the *task* and any *allow-completion* event that is created for the *task* has been fulfilled.

COMMENT: Completion of the *initial task* that is generated when the program begins occurs at program exit.

task scheduling point A point during the execution of the current *task region* at which it can be suspended to be resumed later; or the point of *task completion*, after which the executing thread may switch to a different *task region*.

task switching The act of a *thread* switching from the execution of one *task* to another *task*.

tied task A *task* that, when its *task region* is suspended, can be resumed only by the same *thread* that was executing it before suspension. That is, the *task* is tied to that *thread*.

untied task A *task* that, when its *task region* is suspended, can be resumed by any *thread* in the team. That is, the *task* is not tied to any *thread*.

1	underrferred task	A <i>task</i> for which execution is not deferred with respect to its generating <i>task region</i> . That is, its generating <i>task region</i> is suspended until execution of the structured block associated with the <i>underrferred task</i> is completed.
2		
3		
4	included task	A <i>task</i> for which execution is sequentially included in the generating <i>task region</i> . That is, an <i>included task</i> is <i>underrferred</i> and executed by the <i>encountering thread</i> .
5		
6	merged task	A <i>task</i> for which the <i>data environment</i> , inclusive of ICVs, is the same as that of its generating <i>task region</i> .
7		
8	mergeable task	A <i>task</i> that may be a <i>merged task</i> if it is an <i>underrferred task</i> or an <i>included task</i> .
9	final task	A <i>task</i> that forces all of its <i>child tasks</i> to become <i>final</i> and <i>included tasks</i> .
10	task dependence	An ordering relation between two <i>sibling tasks</i> : the <i>dependent task</i> and a previously generated <i>predecessor task</i> . The <i>task dependence</i> is fulfilled when the <i>predecessor task</i> has completed.
11		
12		
13	dependent task	A <i>task</i> that because of a <i>task dependence</i> cannot be executed until its <i>predecessor tasks</i> have completed.
14		
15	mutually exclusive tasks	<i>Tasks</i> that may be executed in any order, but not at the same time.
16	predecessor task	A <i>task</i> that must complete before its <i>dependent tasks</i> can be executed.
17	task synchronization construct	A taskwait , taskgroup , or a barrier <i>construct</i> .
18	task generating construct	A <i>construct</i> that generates one or more <i>explicit tasks</i> that are <i>child tasks</i> of the <i>encountering task</i> .
19		
20	target task	A <i>mergeable</i> and <i>untied task</i> that is generated by a <i>device construct</i> or a call to a device memory routine and that coordinates activity between the current device and the <i>target device</i> .
21		
22		
23	taskgroup set	A set of tasks that are logically grouped by a taskgroup <i>region</i> .

1.2.6 Data Terminology

variable A named data storage block, for which the value can be defined and redefined during the execution of a program.

COMMENT: An array element or structure element is a variable that is part of another variable.

scalar variable For C/C++, a scalar variable, as defined by the base language.

For Fortran, a scalar variable with intrinsic type, as defined by the base language, excluding character type.

aggregate variable A variable, such as an array or structure, composed of other variables.

array section A designated subset of the elements of an array that is specified using a subscript notation that can select more than one element.

array item An array, an array section, or an array element.

shape-operator For C/C++, an array shaping operator that reinterprets a pointer expression as an array with one or more specified dimensions.

implicit array For C/C++, the set of array elements of non-array type T that may be accessed by applying a sequence of `[]` operators to a given pointer that is either a pointer to type T or a pointer to a multidimensional array of elements of type T .

For Fortran, the set of array elements for a given array pointer.

COMMENT: For C/C++, the implicit array for pointer p with type T $(*)[10]$ consists of all accessible elements $p[i][j]$, for all i and $j=0,1,\dots,9$.

base pointer For C/C++, an lvalue pointer expression that is used by a given lvalue expression or array section to refer indirectly to its storage, where the lvalue expression or array section is part of the implicit array for that lvalue pointer expression.

For Fortran, a data pointer that appears last in the designator for a given variable or array section, where the variable or array section is part of the pointer target for that data pointer.

COMMENT: For the array section $(*p0).x0[k1].p1->p2[k2].x1[k3].x2[4][0:n]$, where identifiers p_i have a pointer type declaration and identifiers x_i have an array type declaration, the *base pointer* is: $(*p0).x0[k1].p1->p2$.

named pointer For C/C++, the *base pointer* of a given lvalue expression or array section, or the *base pointer* of one of its *named pointers*.

For Fortran, the *base pointer* of a given variable or array section, or the *base pointer* of one of its *named pointers*.

1 COMMENT: For the array section
2 (*p0).x0[k1].p1->p2[k2].x1[k3].x2[4][0:n], where identifiers *pi* have a
3 pointer type declaration and identifiers *xi* have an array type declaration,
4 the *named pointers* are: p0, (*p0).x0[k1].p1, and (*p0).x0[k1].p1->p2.

5 **containing array** For C/C++, a non-subscripted array (a *containing array*) that appears in a given
6 lvalue expression or array section, where the lvalue expression or array section is part
7 of that *containing array*.

8 For Fortran, an array (a *containing array*) without the **POINTER** attribute and
9 without a subscript list that appears in the designator of a given variable or array
10 section, where the variable or array section is part of that *containing array*.

11 COMMENT: For the array section
12 (*p0).x0[k1].p1->p2[k2].x1[k3].x2[4][0:n], where identifiers *pi* have a
13 pointer type declaration and identifiers *xi* have an array type declaration,
14 the *containing arrays* are: (*p0).x0[k1].p1->p2[k2].x1 and
15 (*p0).x0[k1].p1->p2[k2].x1[k3].x2.

16 **base array** For C/C++, a *containing array* of a given lvalue expression or array section that does
17 not appear in the expression of any of its other *containing arrays*.

18 For Fortran, a *containing array* of a given variable or array section that does not
19 appear in the designator of any of its other *containing arrays*.

20 COMMENT: For the array section
21 (*p0).x0[k1].p1->p2[k2].x1[k3].x2[4][0:n], where identifiers *pi* have a
22 pointer type declaration and identifiers *xi* have an array type declaration,
23 the *base array* is: (*p0).x0[k1].p1->p2[k2].x1[k3].x2.

24 **named array** For C/C++, a *containing array* of a given lvalue expression or array section, or a
25 *containing array* of one of its *named pointers*.

26 For Fortran, a *containing array* of a given variable or array section, or a *containing*
27 *array* of one of its *named pointers*.

28 COMMENT: For the array section
29 (*p0).x0[k1].p1->p2[k2].x1[k3].x2[4][0:n], where identifiers *pi* have a
30 pointer type declaration and identifiers *xi* have an array type declaration,
31 the *named arrays* are: (*p0).x0, (*p0).x0[k1].p1->p2[k2].x1, and
32 (*p0).x0[k1].p1->p2[k2].x1[k3].x2.

33 **base expression** The *base array* of a given array section or array element, if it exists; otherwise, the
34 *base pointer* of the array section or array element.

35 COMMENT: For the array section
36 (*p0).x0[k1].p1->p2[k2].x1[k3].x2[4][0:n], where identifiers *pi* have a
37 pointer type declaration and identifiers *xi* have an array type declaration,
38 the *base expression* is: (*p0).x0[k1].p1->p2[k2].x1[k3].x2.

1 More examples for C/C++:

- 2 • The *base expression* for $x[i]$ and for $x[i:n]$ is x , if x is an array or pointer.
- 3 • The *base expression* for $x[5][i]$ and for $x[5][i:n]$ is x , if x is a pointer to
4 an array or x is 2-dimensional array.
- 5 • The *base expression* for $y[5][i]$ and for $y[5][i:n]$ is $y[5]$, if y is an array
6 of pointers or y is a pointer to a pointer.

7 Examples for Fortran:

- 8 • The *base expression* for $x(i)$ and for $x(i:j)$ is x .

9 **attached pointer** A pointer variable in a device data environment to which the effect of a **map** clause
10 assigns the address of an object, minus some offset, that is created in the device data
11 environment. The pointer is an attached pointer for the remainder of its lifetime in
12 the device data environment.

13 **simply contiguous** An array section that statically can be determined to have contiguous storage or that,
14 **array section** in Fortran, has the **CONTIGUOUS** attribute.

15 **structure** A structure is a variable that contains one or more variables.

16 For C/C++: Implemented using struct types.

17 For C++: Implemented using class types.

18 For Fortran: Implemented using derived types.

19 **string literal** For C/C++, a string literal.

20 For Fortran, a character literal constant.

21 **private variable** With respect to a given set of *task regions* or *SIMD lanes* that bind to the same
22 **parallel region**, a *variable* for which the name provides access to a different
23 block of storage for each *task region* or *SIMD lane*.

24 A *variable* that is part of another variable (as an array or structure element) cannot be
25 made private independently of other components. If a *variable* is privatized, its
26 components are also private.

27 **shared variable** With respect to a given set of *task regions* that bind to the same **parallel region**, a
28 *variable* for which the name provides access to the same block of storage for each
29 *task region*.

30 A *variable* that is part of another variable (as an array or structure element) cannot be
31 *shared* independently of the other components, except for static data members of
32 C++ classes.

1	threadprivate variable	A <i>variable</i> that is replicated, one instance per <i>thread</i> , by the OpenMP
2		implementation. Its name then provides access to a different block of storage for each
3		<i>thread</i> .
4		A <i>variable</i> that is part of another variable (as an array or structure element) cannot be
5		made <i>threadprivate</i> independently of the other components, except for static data
6		members of C++ classes. If a <i>variable</i> is made <i>threadprivate</i> , its components are also
7		<i>threadprivate</i> .
8	threadprivate memory	The set of <i>threadprivate variables</i> associated with each <i>thread</i> .
9	data environment	The <i>variables</i> associated with the execution of a given <i>region</i> .
10	device data environment	The initial <i>data environment</i> associated with a device.
11	device address	An address of an object that may be referenced on a <i>target device</i> .
12	device pointer	An <i>implementation defined handle</i> that refers to a <i>device address</i> .
13	mapped variable	An original <i>variable</i> in a <i>data environment</i> with a corresponding <i>variable</i> in a device
14		<i>data environment</i> .
15		COMMENT: The original and corresponding <i>variables</i> may share storage.
16	mapper	An operation that defines how variables of given type are to be mapped or updated
17		with respect to a device data environment.
18	user-defined mapper	A <i>mapper</i> that is defined by a declare mapper directive.
19	map-type decay	The process that determines the final map types of the map operations that result
20		from mapping a variable with a <i>user-defined mapper</i> .
21	mappable type	A type that is valid for a <i>mapped variable</i> . If a type is composed from other types
22		(such as the type of an array or structure element) and any of the other types are not
23		mappable then the type is not mappable.
24		COMMENT: Pointer types are <i>mappable</i> but the memory block to which
25		the pointer refers is not <i>mapped</i> .
26		For C, the type must be a complete type.
27		For C++, the type must be a complete type.
28		In addition, for class types:
29		• All member functions accessed in any target region must appear in a declare
30		target directive.
31		For Fortran, no restrictions on the type except that for derived types:

1		<ul style="list-style-type: none"> • All type-bound procedures accessed in any target region must appear in a
2		declare target directive.
3	defined	For <i>variables</i> , the property of having a valid value.
4		For C, for the contents of <i>variables</i> , the property of having a valid value.
5		For C++, for the contents of <i>variables</i> of POD (plain old data) type, the property of
6		having a valid value.
7		For <i>variables</i> of non-POD class type, the property of having been constructed but not
8		subsequently destructed.
9		For Fortran, for the contents of <i>variables</i> , the property of having a valid value. For
10		the allocation or association status of <i>variables</i> , the property of having a valid status.
11		COMMENT: Programs that rely upon <i>variables</i> that are not <i>defined</i> are
12		<i>non-conforming programs</i> .
13	class type	For C++, <i>variables</i> declared with one of the class , struct , or union keywords.
14	static storage duration	For C/C++, the lifetime of an object with static storage duration, as defined by the
15		base language.
16		For Fortran, the lifetime of a variable with a SAVE attribute, implicit or explicit, a
17		common block object or a variable declared in a module.

18 1.2.7 Implementation Terminology

19	supported active levels	An implementation-defined maximum number of <i>active parallel regions</i> that may
20	of parallelism	enclose any region of code in the program.
21	OpenMP API support	Support of at least one active level of parallelism.
22	nested parallelism	Support of more than one active level of parallelism.
	support	
23	internal control	A conceptual variable that specifies runtime behavior of a set of <i>threads</i> or <i>tasks</i> in
24	variable	an <i>OpenMP program</i> .
25		COMMENT: The acronym ICV is used interchangeably with the term
26		<i>internal control variable</i> in the remainder of this specification.
27	OpenMP Additional	A document that exists outside of the OpenMP specification and defines additional
28	Definitions document	values that may be used in a <i>conforming program</i> . The <i>OpenMP Additional</i>
29		<i>Definitions document</i> is available at http://www.openmp.org/ .

1	compliant	An implementation of the OpenMP specification that compiles and executes any
2	implementation	<i>conforming program</i> as defined by the specification.
3		COMMENT: A <i>compliant implementation</i> may exhibit <i>unspecified</i>
4		<i>behavior</i> when compiling or executing a <i>non-conforming program</i> .
5	unspecified behavior	A behavior or result that is not specified by the OpenMP specification or not known
6		prior to the compilation or execution of an <i>OpenMP program</i> .
7		Such <i>unspecified behavior</i> may result from:
8		• Issues documented by the OpenMP specification as having <i>unspecified behavior</i> .
9		• A <i>non-conforming program</i> .
10		• A <i>conforming program</i> exhibiting an <i>implementation-defined</i> behavior.
11	implementation defined	Behavior that must be documented by the implementation, and is allowed to vary
12		among different <i>compliant implementations</i> . An implementation is allowed to define
13		this behavior as <i>unspecified</i> .
14		COMMENT: All features that have <i>implementation-defined</i> behavior are
15		documented in Appendix A.
16	deprecated	For a construct, clause, or other feature, the property that it is normative in the
17		current specification but is considered obsolescent and will be removed in the future.

18 **1.2.8 Tool Terminology**

19	tool	Code that can observe and/or modify the execution of an application.
20	first-party tool	A tool that executes in the address space of the program that it is monitoring.
21	third-party tool	A tool that executes as a separate process from the process that it is monitoring and
22		potentially controlling.
23	activated tool	A <i>first-party tool</i> that successfully completed its initialization.
24	event	A point of interest in the execution of a thread.
25	native thread	A thread defined by an underlying thread implementation.
26	tool callback	A function that a tool provides to an OpenMP implementation to invoke when an
27		associated event occurs.
28	registering a callback	Providing a <i>tool callback</i> to an OpenMP implementation.

1	dispatching a callback at an event	Processing a callback when an associated <i>event</i> occurs in a manner consistent with the return code provided when a <i>first-party tool</i> registered the callback.
3	thread state	An enumeration type that describes the current OpenMP activity of a <i>thread</i> . A <i>thread</i> can be in only one state at any time.
5	wait identifier	A unique opaque handle associated with each data object (for example, a lock) that the OpenMP runtime uses to enforce mutual exclusion and potentially to cause a thread to wait actively or passively.
8	frame	A storage area on a thread's stack associated with a procedure invocation. A frame includes space for one or more saved registers and often also includes space for saved arguments, local variables, and padding for alignment.
11	canonical frame address	An address associated with a procedure <i>frame</i> on a call stack that was the value of the stack pointer immediately prior to calling the procedure for which the frame represents the invocation.
14	runtime entry point	A function interface provided by an OpenMP runtime for use by a tool. A runtime entry point is typically not associated with a global function symbol.
16	trace record	A data structure in which to store information associated with an occurrence of an <i>event</i> .
18	native trace record	A <i>trace record</i> for an OpenMP device that is in a device-specific format.
19	signal	A software interrupt delivered to a <i>thread</i> .
20	signal handler	A function called asynchronously when a <i>signal</i> is delivered to a <i>thread</i> .
21	async signal safe	The guarantee that interruption by <i>signal</i> delivery will not interfere with a set of operations. An async signal safe <i>runtime entry point</i> is safe to call from a <i>signal handler</i> .
24	code block	A contiguous region of memory that contains code of an OpenMP program to be executed on a device.
26	OMPT	An interface that helps a <i>first-party tool</i> monitor the execution of an OpenMP program.
28	OMPT interface state	A state that indicates the permitted interactions between a first-party tool and the OpenMP implementation.
30	OMPT active	An <i>OMPT interface state</i> in which the OpenMP implementation is prepared to accept runtime calls from a <i>first party tool</i> and will dispatch any registered callbacks and in which a first-party tool can invoke <i>runtime entry points</i> if not otherwise restricted.

1	OMPT pending	An <i>OMPT interface state</i> in which the OpenMP implementation can only call
2		functions to initialize a <i>first party tool</i> and in which a <i>first-party tool</i> cannot invoke
3		<i>runtime entry points</i> .
4	OMPT inactive	An <i>OMPT interface state</i> in which the OpenMP implementation will not make any
5		callbacks and in which a <i>first-party tool</i> cannot invoke <i>runtime entry points</i> .
6	OMPD	An interface that helps a <i>third-party tool</i> inspect the OpenMP state of a program that
7		has begun execution.
8	OMPD library	A dynamically loadable library that implements the <i>OMPD</i> interface.
9	image file	An executable or shared library.
10	address space	A collection of logical, virtual, or physical memory address ranges that contain code,
11		stack, and/or data. Address ranges within an address space need not be contiguous.
12		An address space consists of one or more <i>segments</i> .
13	segment	A portion of an address space associated with a set of address ranges.
14	OpenMP architecture	The architecture on which an OpenMP <i>region</i> executes.
15	tool architecture	The architecture on which an <i>OMPD</i> tool executes.
16	OpenMP process	A collection of one or more <i>threads</i> and <i>address spaces</i> . A process may contain
17		<i>threads</i> and <i>address spaces</i> for multiple <i>OpenMP architectures</i> . At least one thread
18		in an OpenMP process is an OpenMP <i>thread</i> . A process may be live or a core file.
19	address space handle	A <i>handle</i> that refers to an <i>address space</i> within an OpenMP process.
20	thread handle	A <i>handle</i> that refers to an OpenMP <i>thread</i> .
21	parallel handle	A <i>handle</i> that refers to an OpenMP parallel <i>region</i> .
22	task handle	A <i>handle</i> that refers to an OpenMP task <i>region</i> .
23	descendent handle	An output <i>handle</i> that is returned from the <i>OMPD</i> library in a function that accepts
24		an input <i>handle</i> : the output <i>handle</i> is a descendent of the input <i>handle</i> .
25	ancestor handle	An input <i>handle</i> that is passed to the <i>OMPD</i> library in a function that returns an
26		output <i>handle</i> : the input <i>handle</i> is an ancestor of the output <i>handle</i> . For a given
27		<i>handle</i> , the ancestors of the <i>handle</i> are also the ancestors of the handle's descendent.
28		COMMENT: A tool cannot use a <i>handle</i> in an <i>OMPD</i> call if any ancestor
29		of the <i>handle</i> has been released, except for <i>OMPD</i> calls that release it.

- 1 **tool context** An opaque reference provided by a tool to an *OMPD* library. A *tool context* uniquely
2 identifies an abstraction.
- 3 **address space context** A *tool context* that refers to an *address space* within a process.
- 4 **thread context** A *tool context* that refers to a *native thread*.
- 5 **native thread identifier** An identifier for a *native thread* defined by a thread implementation.

6 1.3 Execution Model

7 The OpenMP API uses the fork-join model of parallel execution. Multiple threads of execution
8 perform tasks defined implicitly or explicitly by OpenMP directives. The OpenMP API is intended
9 to support programs that will execute correctly both as parallel programs (multiple threads of
10 execution and a full OpenMP support library) and as sequential programs (directives ignored and a
11 simple OpenMP stubs library). However, a conforming OpenMP program may execute correctly as
12 a parallel program but not as a sequential program, or may produce different results when executed
13 as a parallel program compared to when it is executed as a sequential program. Further, using
14 different numbers of threads may result in different numeric results because of changes in the
15 association of numeric operations. For example, a serial addition reduction may have a different
16 pattern of addition associations than a parallel reduction. These different associations may change
17 the results of floating-point addition.

18 An OpenMP program begins as a single thread of execution, called an initial thread. An initial
19 thread executes sequentially, as if the code encountered is part of an implicit task region, called an
20 initial task region, that is generated by the implicit parallel region surrounding the whole program.

21 The thread that executes the implicit parallel region that surrounds the whole program executes on
22 the *host device*. An implementation may support other devices besides the host device. If
23 supported, these devices are available to the host device for *offloading* code and data. Each device
24 has its own threads that are distinct from threads that execute on another device. Threads cannot
25 migrate from one device to another device. Each device is identified by a device number. The
26 device number for the host device is the value of the total number of non-host devices, while each
27 non-host device has a unique device number that is greater than or equal to zero and less than the
28 device number for the host device.

29 When a **target** construct is encountered, a new *target task* is generated. The *target task* region
30 encloses the **target** region. The *target task* is complete after the execution of the **target** region
31 is complete.

32 When a *target task* executes, the enclosed **target** region is executed by an initial thread. The
33 initial thread executes sequentially, as if the target region is part of an initial task region that is
34 generated by an implicit parallel region. The initial thread may execute on the requested *target*

1 *device*, if it is available and supported. If the target device does not exist or the implementation
2 does not support it, all **target** regions associated with that device execute on the host device.

3 The implementation must ensure that the **target** region executes as if it were executed in the data
4 environment of the target device unless an **if** clause is present and the **if** clause expression
5 evaluates to *false*.

6 The **teams** construct creates a *league of teams*, where each team is an initial team that comprises
7 an initial thread that executes the **teams** region. Each initial thread executes sequentially, as if the
8 code encountered is part of an initial task region that is generated by an implicit parallel region
9 associated with each team. Whether the initial threads concurrently execute the **teams** region is
10 unspecified, and a program that relies on their concurrent execution for the purposes of
11 synchronization may deadlock.

12 If a construct creates a data environment, the data environment is created at the time the construct is
13 encountered. The description of a construct defines whether it creates a data environment.

14 When any thread encounters a **parallel** construct, the thread creates a team of itself and zero or
15 more additional threads and becomes the primary thread of the new team. A set of implicit tasks,
16 one per thread, is generated. The code for each task is defined by the code inside the **parallel**
17 construct. Each task is assigned to a different thread in the team and becomes tied; that is, it is
18 always executed by the thread to which it is initially assigned. The task region of the task being
19 executed by the encountering thread is suspended, and each member of the new team executes its
20 implicit task. An implicit barrier occurs at the end of the **parallel** region. Only the primary
21 thread resumes execution beyond the end of the **parallel** construct, resuming the task region
22 that was suspended upon encountering the **parallel** construct. Any number of **parallel**
23 constructs can be specified in a single program.

24 **parallel** regions may be arbitrarily nested inside each other. If nested parallelism is disabled, or
25 is not supported by the OpenMP implementation, then the new team that is created by a thread that
26 encounters a **parallel** construct inside a **parallel** region will consist only of the
27 encountering thread. However, if nested parallelism is supported and enabled, then the new team
28 can consist of more than one thread. A **parallel** construct may include a **proc_bind** clause to
29 specify the places to use for the threads in the team within the **parallel** region.

30 When any team encounters a worksharing construct, the work inside the construct is divided among
31 the members of the team, and executed cooperatively instead of being executed by every thread. An
32 implicit barrier occurs at the end of any region that corresponds to a worksharing construct for
33 which the **nowait** clause is not specified. Redundant execution of code by every thread in the
34 team resumes after the end of the worksharing construct.

35 When any thread encounters a *task generating construct*, one or more explicit tasks are generated.
36 Execution of explicitly generated tasks is assigned to one of the threads in the current team, subject
37 to the thread's availability to execute work. Thus, execution of the new task could be immediate, or
38 deferred until later according to task scheduling constraints and thread availability. Threads are
39 allowed to suspend the current task region at a task scheduling point in order to execute a different
40 task. If the suspended task region is for a tied task, the initially assigned thread later resumes

1 execution of the suspended task region. If the suspended task region is for an untied task, then any
2 thread may resume its execution. Completion of all explicit tasks bound to a given parallel region is
3 guaranteed before the primary thread leaves the implicit barrier at the end of the region.
4 Completion of a subset of all explicit tasks bound to a given parallel region may be specified
5 through the use of task synchronization constructs. Completion of all explicit tasks bound to the
6 implicit parallel region is guaranteed by the time the program exits.

7 When any thread encounters a **simd** construct, the iterations of the loop associated with the
8 construct may be executed concurrently using the SIMD lanes that are available to the thread.

9 When a **loop** construct is encountered, the iterations of the loop associated with the construct are
10 executed in the context of its encountering threads, as determined according to its binding region. If
11 the **loop** region binds to a **teams** region, the region is encountered by the set of primary threads
12 that execute the **teams** region. If the **loop** region binds to a **parallel** region, the region is
13 encountered by the team of threads that execute the **parallel** region. Otherwise, the region is
14 encountered by a single thread.

15 If the **loop** region binds to a **teams** region, the encountering threads may continue execution
16 after the **loop** region without waiting for all iterations to complete; the iterations are guaranteed to
17 complete before the end of the **teams** region. Otherwise, all iterations must complete before the
18 encountering threads continue execution after the **loop** region. All threads that encounter the
19 **loop** construct may participate in the execution of the iterations. Only one of these threads may
20 execute any given iteration.

21 The **cancel** construct can alter the previously described flow of execution in an OpenMP region.
22 The effect of the **cancel** construct depends on its *construct-type-clause*. If a task encounters a
23 **cancel** construct with a **taskgroup** *construct-type-clause*, then the task activates cancellation
24 and continues execution at the end of its **task** region, which implies completion of that task. Any
25 other task in that **taskgroup** that has begun executing completes execution unless it encounters a
26 **cancellation point** construct, in which case it continues execution at the end of its **task**
27 region, which implies its completion. Other tasks in that **taskgroup** region that have not begun
28 execution are aborted, which implies their completion.

29 For all other *construct-type-clause* values, if a thread encounters a **cancel** construct, it activates
30 cancellation of the innermost enclosing region of the type specified and the thread continues
31 execution at the end of that region. Threads check if cancellation has been activated for their region
32 at cancellation points and, if so, also resume execution at the end of the canceled region.

33 If cancellation has been activated, regardless of *construct-type-clause*, threads that are waiting
34 inside a barrier other than an implicit barrier at the end of the canceled region exit the barrier and
35 resume execution at the end of the canceled region. This action can occur before the other threads
36 reach that barrier.

37 Synchronization constructs and library routines are available in the OpenMP API to coordinate
38 tasks and data access in **parallel** regions. In addition, library routines and environment
39 variables are available to control or to query the runtime environment of OpenMP programs.

1 The OpenMP specification makes no guarantee that input or output to the same file is synchronous
2 when executed in parallel. In this case, the programmer is responsible for synchronizing input and
3 output processing with the assistance of OpenMP synchronization constructs or library routines.
4 For the case where each thread accesses a different file, the programmer does not need to
5 synchronize access.

6 All concurrency semantics defined by the base language with respect to threads of execution apply
7 to OpenMP threads, unless specified otherwise.

8 **1.4 Memory Model**

9 **1.4.1 Structure of the OpenMP Memory Model**

10 The OpenMP API provides a relaxed-consistency, shared-memory model. All OpenMP threads
11 have access to a place to store and to retrieve variables, called the *memory*. A given storage location
12 in the memory may be associated with one or more devices, such that only threads on associated
13 devices have access to it. In addition, each thread is allowed to have its own *temporary view* of the
14 memory. The temporary view of memory for each thread is not a required part of the OpenMP
15 memory model, but can represent any kind of intervening structure, such as machine registers,
16 cache, or other local storage, between the thread and the memory. The temporary view of memory
17 allows the thread to cache variables and thereby to avoid going to memory for every reference to a
18 variable. Each thread also has access to another type of memory that must not be accessed by other
19 threads, called *threadprivate memory*.

20 A directive that accepts data-sharing attribute clauses determines two kinds of access to variables
21 used in the directive's associated structured block: shared and private. Each variable referenced in
22 the structured block has an original variable, which is the variable by the same name that exists in
23 the program immediately outside the construct. Each reference to a shared variable in the structured
24 block becomes a reference to the original variable. For each private variable referenced in the
25 structured block, a new version of the original variable (of the same type and size) is created in
26 memory for each task or SIMD lane that contains code associated with the directive. Creation of
27 the new version does not alter the value of the original variable. However, the impact of attempts to
28 access the original variable from within the region corresponding to the directive is unspecified; see
29 Section [2.21.4.3](#) for additional details. References to a private variable in the structured block refer
30 to the private version of the original variable for the current task or SIMD lane. The relationship
31 between the value of the original variable and the initial or final value of the private version
32 depends on the exact clause that specifies it. Details of this issue, as well as other issues with
33 privatization, are provided in Section [2.21](#).

34 The minimum size at which a memory update may also read and write back adjacent variables that
35 are part of another variable (as array or structure elements) is implementation defined but is no
36 larger than the base language requires.

37 A single access to a variable may be implemented with multiple load or store instructions and, thus,
38 is not guaranteed to be atomic with respect to other accesses to the same variable. Accesses to

1 variables smaller than the implementation defined minimum size or to C or C++ bit-fields may be
2 implemented by reading, modifying, and rewriting a larger unit of memory, and may thus interfere
3 with updates of variables or fields in the same unit of memory.

4 Two memory operations are considered unordered if the order in which they must complete, as seen
5 by their affected threads, is not specified by the memory consistency guarantees listed in
6 Section 1.4.6. If multiple threads write to the same memory unit (defined consistently with the
7 above access considerations) then a data race occurs if the writes are unordered. Similarly, if at
8 least one thread reads from a memory unit and at least one thread writes to that same memory unit
9 then a data race occurs if the read and write are unordered. If a data race occurs then the result of
10 the program is unspecified.

11 A private variable in a task region that subsequently generates an inner nested **parallel** region is
12 permitted to be made shared for implicit tasks in the inner **parallel** region. A private variable in
13 a task region can also be shared by an explicit task region generated during its execution. However,
14 the programmer must use synchronization that ensures that the lifetime of the variable does not end
15 before completion of the explicit task region sharing it. Any other access by one task to the private
16 variables of another task results in unspecified behavior.

17 A storage location in memory that is associated with a given device has a device address that may
18 be dereferenced by a thread executing on that device, but it may not be generally accessible from
19 other devices. A different device may obtain a device pointer that refers to this device address. The
20 manner in which a program can obtain the referenced device address from a device pointer, outside
21 of mechanisms specified by OpenMP, is implementation defined.

22 1.4.2 Device Data Environments

23 When an OpenMP program begins, an implicit **target data** region for each device surrounds
24 the whole program. Each device has a device data environment that is defined by its implicit
25 **target data** region. Any declare target directives and directives that accept data-mapping
26 attribute clauses determine how an original variable in a data environment is mapped to a
27 corresponding variable in a device data environment.

28 When an original variable is mapped to a device data environment and a corresponding variable is
29 not present in the device data environment, a new corresponding variable (of the same type and size
30 as the original variable) is created in the device data environment. Conversely, the original variable
31 becomes the new variable's corresponding variable in the device data environment of the device
32 that performs a mapping operation.

33 The corresponding variable in the device data environment may share storage with the original
34 variable. Writes to the corresponding variable may alter the value of the original variable. The
35 impact of this possibility on memory consistency is discussed in Section 1.4.6. When a task
36 executes in the context of a device data environment, references to the original variable refer to the
37 corresponding variable in the device data environment. If an original variable is not currently
38 mapped and a corresponding variable does not exist in the device data environment then accesses to

1 the original variable result in unspecified behavior unless the **unified_shared_memory**
2 clause is specified on a **requires** directive for the compilation unit.

3 The relationship between the value of the original variable and the initial or final value of the
4 corresponding variable depends on the *map-type*. Details of this issue, as well as other issues with
5 mapping a variable, are provided in Section 2.21.7.1.

6 The original variable in a data environment and a corresponding variable in a device data
7 environment may share storage. Without intervening synchronization data races can occur.

8 If a variable has a corresponding variable with which it does not share storage, a write to a storage
9 location designated by the variable causes the value at the corresponding storage location to
10 become undefined.

11 **1.4.3 Memory Management**

12 The host device, and other devices that an implementation may support, have attached storage
13 resources where program variables are stored. These resources can have different traits. A memory
14 space in an OpenMP program represents a set of these storage resources. Memory spaces are
15 defined according to a set of traits, and a single resource may be exposed as multiple memory
16 spaces with different traits or may be part of multiple memory spaces. In any device, at least one
17 memory space is guaranteed to exist.

18 An OpenMP program can use a *memory allocator* to allocate *memory* in which to store variables.
19 This *memory* will be allocated from the storage resources of the *memory space* associated with the
20 memory allocator. Memory allocators are also used to deallocate previously allocated *memory*.
21 When an OpenMP memory allocator is not used to allocate memory, OpenMP does not prescribe
22 the storage resource for the allocation; the memory for the variables may be allocated in any storage
23 resource.

24 **1.4.4 The Flush Operation**

25 The memory model has relaxed-consistency because a thread's temporary view of memory is not
26 required to be consistent with memory at all times. A value written to a variable can remain in the
27 thread's temporary view until it is forced to memory at a later time. Likewise, a read from a
28 variable may retrieve the value from the thread's temporary view, unless it is forced to read from
29 memory. OpenMP flush operations are used to enforce consistency between a thread's temporary
30 view of memory and memory, or between multiple threads' view of memory.

31 A flush operation has an associated *device-set* that constrains the threads with which it enforces
32 memory consistency. Consistency is only guaranteed to be enforced between the view of memory
33 of its thread and the view of memory of other threads executing on devices in its device-set. Unless
34 otherwise stated, the device-set of a flush operation only includes the current device.

35 If a flush operation is a strong flush, it enforces consistency between a thread's temporary view and
36 memory. A strong flush operation is applied to a set of variables called the *flush-set*. A strong flush

1 restricts reordering of memory operations that an implementation might otherwise do.
2 Implementations must not reorder the code for a memory operation for a given variable, or the code
3 for a flush operation for the variable, with respect to a strong flush operation that refers to the same
4 variable.

5 If a thread has performed a write to its temporary view of a shared variable since its last strong flush
6 of that variable, then when it executes another strong flush of the variable, the strong flush does not
7 complete until the value of the variable has been written to the variable in memory. If a thread
8 performs multiple writes to the same variable between two strong flushes of that variable, the strong
9 flush ensures that the value of the last write is written to the variable in memory. A strong flush of a
10 variable executed by a thread also causes its temporary view of the variable to be discarded, so that
11 if its next memory operation for that variable is a read, then the thread will read from memory and
12 capture the value in its temporary view. When a thread executes a strong flush, no later memory
13 operation by that thread for a variable involved in that strong flush is allowed to start until the strong
14 flush completes. The completion of a strong flush executed by a thread is defined as the point at
15 which all writes to the flush-set performed by the thread before the strong flush are visible in
16 memory to all other threads, and at which that thread's temporary view of the flush-set is discarded.

17 A strong flush operation provides a guarantee of consistency between a thread's temporary view
18 and memory. Therefore, a strong flush can be used to guarantee that a value written to a variable by
19 one thread may be read by a second thread. To accomplish this, the programmer must ensure that
20 the second thread has not written to the variable since its last strong flush of the variable, and that
21 the following sequence of events are completed in this specific order:

- 22 1. The value is written to the variable by the first thread;
- 23 2. The variable is flushed, with a strong flush, by the first thread;
- 24 3. The variable is flushed, with a strong flush, by the second thread; and
- 25 4. The value is read from the variable by the second thread.

26 If a flush operation is a release flush or acquire flush, it can enforce consistency between the views
27 of memory of two synchronizing threads. A release flush guarantees that any prior operation that
28 writes or reads a shared variable will appear to be completed before any operation that writes or
29 reads the same shared variable and follows an acquire flush with which the release flush
30 synchronizes (see Section 1.4.5 for more details on flush synchronization). A release flush will
31 propagate the values of all shared variables in its temporary view to memory prior to the thread
32 performing any subsequent atomic operation that may establish a synchronization. An acquire flush
33 will discard any value of a shared variable in its temporary view to which the thread has not written
34 since last performing a release flush, and it will load any value of a shared variable propagated by a
35 release flush that synchronizes with it into its temporary view so that it may be subsequently read.
36 Therefore, release and acquire flushes may also be used to guarantee that a value written to a
37 variable by one thread may be read by a second thread. To accomplish this, the programmer must
38 ensure that the second thread has not written to the variable since its last acquire flush, and that the
39 following sequence of events happen in this specific order:

1. The value is written to the variable by the first thread;
2. The first thread performs a release flush;
3. The second thread performs an acquire flush; and
4. The value is read from the variable by the second thread.

Note – OpenMP synchronization operations, described in Section 2.19 and in Section 3.9, are recommended for enforcing this order. Synchronization through variables is possible but is not recommended because the proper timing of flushes is difficult.

The flush properties that define whether a flush operation is a strong flush, a release flush, or an acquire flush are not mutually disjoint. A flush operation may be a strong flush and a release flush; it may be a strong flush and an acquire flush; it may be a release flush and an acquire flush; or it may be all three.

1.4.5 Flush Synchronization and *Happens Before*

OpenMP supports thread synchronization with the use of release flushes and acquire flushes. For any such synchronization, a release flush is the source of the synchronization and an acquire flush is the sink of the synchronization, such that the release flush *synchronizes with* the acquire flush.

A release flush has one or more associated *release sequences* that define the set of modifications that may be used to establish a synchronization. A release sequence starts with an atomic operation that follows the release flush and modifies a shared variable and additionally includes any read-modify-write atomic operations that read a value taken from some modification in the release sequence. The following rules determine the atomic operation that starts an associated release sequence.

- If a release flush is performed on entry to an atomic operation, that atomic operation starts its release sequence.
- If a release flush is performed in an implicit **flush** region, an atomic operation that is provided by the implementation and that modifies an internal synchronization variable starts its release sequence.
- If a release flush is performed by an explicit **flush** region, any atomic operation that modifies a shared variable and follows the **flush** region in its thread's program order starts an associated release sequence.

An acquire flush is associated with one or more prior atomic operations that read a shared variable and that may be used to establish a synchronization. The following rules determine the associated atomic operation that may establish a synchronization.

- 1 • If an acquire flush is performed on exit from an atomic operation, that atomic operation is its
- 2 associated atomic operation.
- 3 • If an acquire flush is performed in an implicit **flush** region, an atomic operation that is
- 4 provided by the implementation and that reads an internal synchronization variable is its
- 5 associated atomic operation.
- 6 • If an acquire flush is performed by an explicit **flush** region, any atomic operation that reads a
- 7 shared variable and precedes the **flush** region in its thread's program order is an associated
- 8 atomic operation.

9 A release flush synchronizes with an acquire flush if the following conditions are satisfied:

- 10 • An atomic operation associated with the acquire flush reads a value written by a modification
- 11 from a release sequence associated with the release flush; and
- 12 • The device on which each flush is performed is in both of their respective device-sets.

13 An operation *X* *simply happens before* an operation *Y* if any of the following conditions are

14 satisfied:

- 15 1. *X* and *Y* are performed by the same thread, and *X* precedes *Y* in the thread's program order;
- 16 2. *X* synchronizes with *Y* according to the flush synchronization conditions explained above or
- 17 according to the base language's definition of *synchronizes with*, if such a definition exists; or
- 18 3. Another operation, *Z*, exists such that *X* simply happens before *Z* and *Z* simply happens before *Y*.

19 An operation *X* *happens before* an operation *Y* if any of the following conditions are satisfied:

- 20 1. *X* happens before *Y* according to the base language's definition of *happens before*, if such a
- 21 definition exists; or
- 22 2. *X* simply happens before *Y*.

23 A variable with an initial value is treated as if the value is stored to the variable by an operation that

24 happens before all operations that access or modify the variable in the program.

25 1.4.6 OpenMP Memory Consistency

26 The following rules guarantee an observable completion order for a given pair of memory

27 operations in race-free programs, as seen by all affected threads. If both memory operations are

28 strong flushes, the affected threads are all threads on devices in both of their respective device-sets.

29 If exactly one of the memory operations is a strong flush, the affected threads are all threads on

30 devices in its device-set. Otherwise, the affected threads are all threads.

- 31 • If two operations performed by different threads are sequentially consistent atomic operations or
- 32 they are strong flushes that flush the same variable, then they must be completed as if in some
- 33 sequential order, seen by all affected threads.

- 1 • If two operations performed by the same thread are sequentially consistent atomic operations or
2 they access, modify, or, with a strong flush, flush the same variable, then they must be completed
3 as if in that thread’s program order, as seen by all affected threads.
- 4 • If two operations are performed by different threads and one happens before the other, then they
5 must be completed as if in that *happens before* order, as seen by all affected threads, if:
6 – both operations access or modify the same variable;
7 – both operations are strong flushes that flush the same variable; or
8 – both operations are sequentially consistent atomic operations.
- 9 • Any two atomic memory operations from different **atomic** regions must be completed as if in
10 the same order as the strong flushes implied in their respective regions, as seen by all affected
11 threads.

12 The flush operation can be specified using the **flush** directive, and is also implied at various
13 locations in an OpenMP program: see Section 2.19.8 for details.

14 ▼
15 **Note** – Since flush operations by themselves cannot prevent data races, explicit flush operations are
16 only useful in combination with non-sequentially consistent atomic directives.
17 ▲

18 OpenMP programs that:

- 19 • Do not use non-sequentially consistent atomic directives;
- 20 • Do not rely on the accuracy of a *false* result from **omp_test_lock** and
21 **omp_test_nest_lock**; and
- 22 • Correctly avoid data races as required in Section 1.4.1,

23 behave as though operations on shared variables were simply interleaved in an order consistent with
24 the order in which they are performed by each thread. The relaxed consistency model is invisible
25 for such programs, and any explicit flush operations in such programs are redundant.

26 1.5 Tool Interfaces

27 The OpenMP API includes two tool interfaces, OMPT and OMPD, to enable development of
28 high-quality, portable, tools that support monitoring, performance, or correctness analysis and
29 debugging of OpenMP programs developed using any implementation of the OpenMP API.

30 An implementation of the OpenMP API may differ from the abstract execution model described by
31 its specification. The ability of tools that use the OMPT or OMPD interfaces to observe such
32 differences does not constrain implementations of the OpenMP API in any way.

1.5.1 OMPT

The OMPT interface, which is intended for *first-party* tools, provides the following:

- A mechanism to initialize a first-party tool;
- Routines that enable a tool to determine the capabilities of an OpenMP implementation;
- Routines that enable a tool to examine OpenMP state information associated with a thread;
- Mechanisms that enable a tool to map implementation-level calling contexts back to their source-level representations;
- A callback interface that enables a tool to receive notification of OpenMP *events*;
- A tracing interface that enables a tool to trace activity on OpenMP target devices; and
- A runtime library routine that an application can use to control a tool.

OpenMP implementations may differ with respect to the *thread states* that they support, the mutual exclusion implementations that they employ, and the OpenMP events for which tool callbacks are invoked. For some OpenMP events, OpenMP implementations must guarantee that a registered callback will be invoked for each occurrence of the event. For other OpenMP events, OpenMP implementations are permitted to invoke a registered callback for some or no occurrences of the event; for such OpenMP events, however, OpenMP implementations are encouraged to invoke tool callbacks on as many occurrences of the event as is practical. Section 4.2.4 specifies the subset of OMPT callbacks that an OpenMP implementation must support for a minimal implementation of the OMPT interface.

With the exception of the `omp_control_tool` runtime library routine for tool control, all other routines in the OMPT interface are intended for use only by tools and are not visible to applications. For that reason, a Fortran binding is provided only for `omp_control_tool`; all other OMPT functionality is described with C syntax only.

1.5.2 OMPD

The OMPD interface is intended for *third-party* tools, which run as separate processes. An OpenMP implementation must provide an OMPD library that can be dynamically loaded and used by a third-party tool. A third-party tool, such as a debugger, uses the OMPD library to access OpenMP state of a program that has begun execution. OMPD defines the following:

- An interface that an OMPD library exports, which a tool can use to access OpenMP state of a program that has begun execution;
- A callback interface that a tool provides to the OMPD library so that the library can use it to access the OpenMP state of a program that has begun execution; and

- A small number of symbols that must be defined by an OpenMP implementation to help the tool find the correct OMPD library to use for that OpenMP implementation and to facilitate notification of events.

Section 5 describes OMPD in detail.

1.6 OpenMP Compliance

The OpenMP API defines constructs that operate in the context of the base language that is supported by an implementation. If the implementation of the base language does not support a language construct that appears in this document, a compliant OpenMP implementation is not required to support it, with the exception that for Fortran, the implementation must allow case insensitivity for directive and API routines names, and must allow identifiers of more than six characters. An implementation of the OpenMP API is compliant if and only if it compiles and executes all other conforming programs, and supports the tool interface, according to the syntax and semantics laid out in Chapters 1, 2, 3, 4 and 5. Appendices A and B as well as sections designated as Notes (see Section 1.8) are for information purposes only and are not part of the specification.

All library, intrinsic and built-in routines provided by the base language must be thread-safe in a compliant implementation. In addition, the implementation of the base language must also be thread-safe. For example, **ALLOCATE** and **DEALLOCATE** statements must be thread-safe in Fortran. Unsynchronized concurrent use of such routines by different threads must produce correct results (although not necessarily the same as serial execution results, as in the case of random number generation routines).

Starting with Fortran 90, variables with explicit initialization have the **SAVE** attribute implicitly. This is not the case in Fortran 77. However, a compliant OpenMP Fortran implementation must give such a variable the **SAVE** attribute, regardless of the underlying base language version.

Appendix A lists certain aspects of the OpenMP API that are implementation defined. A compliant implementation must define and document its behavior for each of the items in Appendix A.

1.7 Normative References

- ISO/IEC 9899:1990, *Information Technology - Programming Languages - C*.
This OpenMP API specification refers to ISO/IEC 9899:1990 as C90.
- ISO/IEC 9899:1999, *Information Technology - Programming Languages - C*.
This OpenMP API specification refers to ISO/IEC 9899:1999 as C99.
- ISO/IEC 9899:2011, *Information Technology - Programming Languages - C*.
This OpenMP API specification refers to ISO/IEC 9899:2011 as C11.

- 1 ● ISO/IEC 9899:2018, *Information Technology - Programming Languages - C*.
- 2 This OpenMP API specification refers to ISO/IEC 9899:2018 as C18.
- 3 ● ISO/IEC 14882:1998, *Information Technology - Programming Languages - C++*.
- 4 This OpenMP API specification refers to ISO/IEC 14882:1998 as C++98.
- 5 ● ISO/IEC 14882:2011, *Information Technology - Programming Languages - C++*.
- 6 This OpenMP API specification refers to ISO/IEC 14882:2011 as C++11.
- 7 ● ISO/IEC 14882:2014, *Information Technology - Programming Languages - C++*.
- 8 This OpenMP API specification refers to ISO/IEC 14882:2014 as C++14.
- 9 ● ISO/IEC 14882:2017, *Information Technology - Programming Languages - C++*.
- 10 This OpenMP API specification refers to ISO/IEC 14882:2017 as C++17.
- 11 ● ISO/IEC 14882:2020, *Information Technology - Programming Languages - C++*.
- 12 This OpenMP API specification refers to ISO/IEC 14882:2020 as C++20.
- 13 ● ISO/IEC 1539:1980, *Information Technology - Programming Languages - Fortran*.
- 14 This OpenMP API specification refers to ISO/IEC 1539:1980 as Fortran 77.
- 15 ● ISO/IEC 1539:1991, *Information Technology - Programming Languages - Fortran*.
- 16 This OpenMP API specification refers to ISO/IEC 1539:1991 as Fortran 90.
- 17 ● ISO/IEC 1539-1:1997, *Information Technology - Programming Languages - Fortran*.
- 18 This OpenMP API specification refers to ISO/IEC 1539-1:1997 as Fortran 95.
- 19 ● ISO/IEC 1539-1:2004, *Information Technology - Programming Languages - Fortran*.
- 20 This OpenMP API specification refers to ISO/IEC 1539-1:2004 as Fortran 2003.
- 21 ● ISO/IEC 1539-1:2010, *Information Technology - Programming Languages - Fortran*.
- 22 This OpenMP API specification refers to ISO/IEC 1539-1:2010 as Fortran 2008.
- 23 ● ISO/IEC 1539-1:2018, *Information Technology - Programming Languages - Fortran*.
- 24 This OpenMP API specification refers to ISO/IEC 1539-1:2018 as Fortran 2018. While future
- 25 versions of the OpenMP specification are expected to address the following features, currently
- 26 their use may result in unspecified behavior.
- 27 – Declared type of a polymorphic allocatable component in structure constructor
- 28 – **SELECT RANK** construct
- 29 – IEEE comparison predicate in intrinsic relational operators
- 30 – Finalization of an allocatable subobject in intrinsic assignment

- 1 – Locality of variables in a **DO CONCURRENT** construct
- 2 – **IMPORT** statement extensions
- 3 – Assumed-rank dummy argument
- 4 – Assumed-type dummy argument
- 5 – Interoperable procedure enhancements
- 6 – **ASYNCHRONOUS** attribute enhancement

7 Where this OpenMP API specification refers to C, C++ or Fortran, reference is made to the base
8 language supported by the implementation.

9 **1.8 Organization of this Document**

10 The remainder of this document is structured as follows:

- 11 • Chapter 2 “Directives”
- 12 • Chapter 3 “Runtime Library Routines”
- 13 • Chapter 4 “OMPT Interface”
- 14 • Chapter 5 “OMPD Interface”
- 15 • Chapter 6 “Environment Variables”
- 16 • Appendix A “OpenMP Implementation-Defined Behaviors”
- 17 • Appendix B “Features History”

18 Some sections of this document only apply to programs written in a certain base language. Text that
19 applies only to programs for which the base language is C or C++ is shown as follows:

20 ▼────────────────── C / C++ ───────────────────▼
C/C++ specific text...

▲────────────────── C / C++ ───────────────────▲

21 Text that applies only to programs for which the base language is C only is shown as follows:

22 ▼────────────────── C ───────────────────▼
C specific text...

▲────────────────── C ───────────────────▲

23 Text that applies only to programs for which the base language is C++ only is shown as follows:

24 ▼────────────────── C++ ───────────────────▼
C++ specific text...

▲────────────────── C++ ───────────────────▲

1 Text that applies only to programs for which the base language is Fortran is shown as follows:

2 Fortran specific text...
3 Fortran
4

Where an entire page consists of base language specific text, a marker is shown at the top of the page. For Fortran-specific text, the marker is:

Fortran (cont.)

5 For C/C++-specific text, the marker is:

C/C++ (cont.)

6 Some text is for information only, and is not part of the normative specification. Such text is
7 designated as a note or comment, like this:

8 Note – Non-normative text...
9
10

11 COMMENT: Non-normative text...

2 Directives

This chapter describes the syntax and behavior of OpenMP directives.

OpenMP directives are specified with the **#pragma** mechanism provided by the C standard.

OpenMP directives are specified with attribute specifiers or the **#pragma** mechanism provided by the C++ standard.

OpenMP directives are specified with stylized comments that are identified by unique sentinels. Also, a stylized comment form is available for conditional compilation.

If a directive appears in the declarative part of a module then the behavior is as if that directive appears after any references to that module.

Compilers can therefore ignore OpenMP directives and conditionally compiled code if support of the OpenMP API is not provided or enabled. A compliant implementation must provide an option or interface that ensures that underlying support of all OpenMP directives and OpenMP conditional compilation mechanisms is enabled. In the remainder of this document, the phrase *OpenMP compilation* is used to mean a compilation with these OpenMP features enabled.

This chapter uses *NULL* as a generic term for a null pointer constant, *true* as a generic term for a non-zero integer value and *false* as a generic term for an integer value of zero.

This chapter uses *NULL* as a generic term for the named constant **C_NULL_PTR**, *true* as a generic term for a logical value of **.TRUE.** and *false* as a generic term for a logical value of **.FALSE.**

Restrictions

The following restrictions apply to OpenMP directives:

- A declarative directive may not be used in place of a substatement in a selection statement, in place of the loop body in an iteration statement, or in place of the statement that follows a label.
- A declarative directive may not be used in place of a substatement in a selection statement or iteration statement, or in place of the statement that follows a label.
- OpenMP directives, except **simd** and declarative directives, may not appear in pure procedures.
- OpenMP directives may not appear in the **WHERE**, **FORALL** or **DO CONCURRENT** constructs.

2.1 Directive Format

OpenMP directives for C/C++ may be specified with **#pragma** directives as follows:

```
#pragma omp directive-name [[,] clause[ [,] clause] ... ] new-line
```

Where *directive-name* is the name of the directive and, when specified in the syntax of the directive, any directive-level arguments enclosed in parentheses.

Note – In the following example, **depobj(o)** is the *directive-name*:

```
#pragma omp depobj(o) depend(inout: d)
```

Each **#pragma** directive starts with **#pragma omp**. The remainder of the directive follows the conventions of the C and C++ standards for compiler directives. In particular, white space can be used before and after the #, and sometimes white space must be used to separate the words in a directive. Preprocessing tokens following **#pragma omp** are subject to macro replacement.

Some OpenMP directives may be composed of consecutive **#pragma** directives if specified in their syntax.

In C++11 and higher, all OpenMP directives may be specified with C++ attribute specifiers as follows:

```
[[ omp :: directive( directive-name[, ] clause[, ] clause... ) ]]
```

or

```
[[ using omp : directive( directive-name[, ] clause[, ] clause... ) ]]
```

The above two forms are interchangeable for any OpenMP directive. Some OpenMP directives may be composed of consecutive attribute specifiers if specified in their syntax. Any two consecutive attribute specifiers may be reordered or expressed as a single attribute specifier, as permitted by the base language, without changing the behavior of the OpenMP directive.

Some directives may have additional forms that use the attribute syntax.

Multiple attributes on the same statement are allowed. A directive that uses the attribute syntax cannot be applied to the same statement as a directive that uses the pragma syntax. For any directive that has a paired end directive, including those with a begin and end pair, both directives must use either the attribute syntax or the pragma syntax. Attribute directives that apply to the same statement are unordered. An ordering can be imposed with the **sequence** attribute, which is specified as follows:

```
[[ omp :: sequence ( [omp ::]directive-attr [, [omp ::]directive-attr... ) ]]
```

where *directive-attr* is any attribute in the **omp** namespace, optionally specified with a **omp ::** namespace qualifier, which may be another **sequence** attribute.

The application of multiple attributes in a **sequence** attribute is ordered as if each directive had been written as a **#pragma** directive on subsequent lines.

Note – This is an example of the expected transformation:

```
[[ omp :: sequence( directive( parallel ), directive( for ) ) ]]
for(...) {}
// becomes
#pragma omp parallel
#pragma omp for
for(...) {}
```

C / C++

1 Directives are case-sensitive.

2 Each of the expressions used in the OpenMP syntax inside of the clauses must be a valid
3 *assignment-expression* of the base language unless otherwise specified.

C / C++

C++

4 Directives may not appear in **constexpr** functions or in constant expressions.

C++

Fortran

5 OpenMP directives for Fortran are specified as follows:

6 `sentinel directive-name [clause[[,] clause]...]`

7 All OpenMP compiler directives must begin with a directive *sentinel*. The format of a sentinel
8 differs between fixed form and free form source files, as described in Section 2.1.1 and
9 Section 2.1.2.

10 Directives are case insensitive. Directives cannot be embedded within continued statements, and
11 statements cannot be embedded within directives.

12 Each of the expressions used in the OpenMP syntax inside of the clauses must be a valid *expression*
13 of the base language unless otherwise specified.

14 In order to simplify the presentation, free form is used for the syntax of OpenMP directives for
15 Fortran in the remainder of this document, except as noted.

Fortran

16 A directive may be categorized as one of the following: a metadirective, a declarative directive, an
17 executable directive, an informational directive, or a utility directive.

18 Only one *directive-name* can be specified per directive (note that this includes combined directives,
19 see Section 2.16). The order in which clauses appear on directives is not significant. Clauses on
20 directives may be repeated as needed, subject to the restrictions listed in the description of each
21 clause or the directives on which they can appear.

22 Some clauses accept a *list*, an *extended-list*, or a *locator-list*. A *list* consists of a comma-separated
23 collection of one or more *list items*. An *extended-list* consists of a comma-separated collection of
24 one or more *extended list items*. A *locator-list* consists of a comma-separated collection of one or
25 more *locator list items*.

C / C++

26 A *list item* is a variable or an array section. An *extended list item* is a *list item* or a function name. A
27 *locator list item* is any lvalue expression including variables, an array section, or a reserved locator.

C / C++

Fortran

1 A *list item* is a variable that is not coindexed, an array section that is not coindexed, a *named*
2 *constant*, an associate name that may appear in a variable definition context, or a common block
3 name (enclosed in slashes). An *extended list item* is a *list item* or a procedure name. A *locator list*
4 *item* is a *list item*, or a reserved locator.

5 A *named constant* as a *list item* can appear only in clauses where it is explicitly allowed.

6 When a named common block appears in a *list*, it has the same meaning and restrictions as if every
7 explicit member of the common block appeared in the list. An explicit member of a common block
8 is a variable that is named in a **COMMON** statement that specifies the common block name and is
9 declared in the same scoping unit in which the clause appears. Named common blocks do not
10 include the blank common block.

11 Although variables in common blocks can be accessed by use association or host association,
12 common block names cannot. As a result, a common block name specified in a data-sharing
13 attribute, a data copying, or a data-mapping attribute clause must be declared to be a common block
14 in the same scoping unit in which the clause appears.

15 If a list item that appears in a directive or clause is an optional dummy argument that is not present,
16 the directive or clause for that list item is ignored.

17 If the variable referenced inside a construct is an optional dummy argument that is not present, any
18 explicitly determined, implicitly determined, or predetermined data-sharing and data-mapping
19 attribute rules for that variable are ignored. Otherwise, if the variable is an optional dummy
20 argument that is present, it is present inside the construct.

Fortran

21 For all base languages, a *list item*, an *extended list item*, or a *locator list item* is subject to the
22 restrictions specified in Section 2.1.5 and in each of the sections that describe clauses and directives
23 for which the *list*, the *extended-list*, or the *locator-list* appears.

24 Some clauses and directives accept the use of reserved locators as special identifiers that represent
25 system storage not necessarily bound to any base language storage item. Reserved locators may
26 only appear in clauses and directives where they are explicitly allowed and may not otherwise be
27 referenced in the program. The list of reserved locators is:

28 **omp_all_memory**

29 The reserved locator **omp_all_memory** is a reserved identifier that denotes a list item treated as
30 having storage that corresponds to the storage of all other objects in memory.

31 Some directives have an associated structured block or a structured block sequence.

C / C++

1 A structured block sequence that consists of more than one statement may appear only for
2 executable directives that explicitly allow it. The corresponding compound statement obtained by
3 enclosing the sequence in { and } must be a structured block and the structured block sequence
4 then should be considered to be a structured block with all of its restrictions.

C / C++

5 A structured block:

- 6 • may contain infinite loops where the point of exit is never reached;
- 7 • may halt due to an IEEE exception;

C / C++

- 8 • may contain calls to **exit ()**, **_Exit ()**, **quick_exit ()**, **abort ()** or functions with a
9 **_Noreturn** specifier (in C) or a **noreturn** attribute (in C/C++);
- 10 • may be an expression statement, iteration statement, selection statement, or try block, provided
11 that the corresponding compound statement obtained by enclosing it in { and } would be a
12 structured block; and

C / C++

Fortran

- 13 • may contain **STOP** or **ERROR STOP** statements.

Fortran

Restrictions

14 Restrictions to structured blocks are as follows:

- 15 • Entry to a structured block must not be the result of a branch.
- 16 • The point of exit cannot be a branch out of the structured block.

C / C++

- 17 • The point of entry to a structured block must not be a call to **set jmp**.
- 18 • **longjmp** must not violate the entry/exit criteria.

C / C++

C++

- 19 • **throw** must not violate the entry/exit criteria.
- 20 • **co_await**, **co_yield** and **co_return** must not violate the entry/exit criteria.

C++

- When a **BLOCK** construct appears in a structured block, that **BLOCK** construct must not contain any **ASYNCHRONOUS** or **VOLATILE** statements, nor any specification statements that include the **ASYNCHRONOUS** or **VOLATILE** attributes.

Restrictions on explicit OpenMP regions (that arise from executable directives) are as follows:

- If more than one image is executing the program, any image control statement, **ERROR STOP** statement, **FAIL IMAGE** statement, collective subroutine call or access to a coindexed object that appears in an explicit OpenMP region will result in unspecified behavior.

2.1.1 Fixed Source Form Directives

The following sentinels are recognized in fixed form source files:

```
!$omp | c$omp | *$omp
```

Sentinels must start in column 1 and appear as a single word with no intervening characters. Fortran fixed form line length, white space, continuation, and column rules apply to the directive line. Initial directive lines must have a space or a zero in column 6, and continuation directive lines must have a character other than a space or a zero in column 6.

Comments may appear on the same line as a directive. The exclamation point initiates a comment when it appears after column 6. The comment extends to the end of the source line and is ignored. If the first non-blank character after the directive sentinel of an initial or continuation directive line is an exclamation point, the line is ignored.

Note – In the following example, the three formats for specifying the directive are equivalent (the first line represents the position of the first 9 columns):

```
c23456789
!$omp parallel do shared(a,b,c)

c$omp parallel do
c$omp+shared(a,b,c)

c$omp paralleldoshared(a,b,c)
```

2.1.2 Free Source Form Directives

The following sentinel is recognized in free form source files:

```
!$omp
```

The sentinel can appear in any column as long as it is preceded only by white space. It must appear as a single word with no intervening white space. Fortran free form line length, white space, and continuation rules apply to the directive line. Initial directive lines must have a space after the sentinel. Continued directive lines must have an ampersand (&) as the last non-blank character on the line, prior to any comment placed inside the directive. Continuation directive lines can have an ampersand after the directive sentinel with optional white space before and after the ampersand.

Comments may appear on the same line as a directive. The exclamation point (!) initiates a comment. The comment extends to the end of the source line and is ignored. If the first non-blank character after the directive sentinel is an exclamation point, the line is ignored.

One or more blanks or horizontal tabs are optional to separate adjacent keywords in *directive-names* unless otherwise specified.

Note – In the following example the three formats for specifying the directive are equivalent (the first line represents the position of the first 9 columns):

```
!23456789
    !$omp parallel do &
        !$omp shared(a,b,c)

    !$omp parallel &
    !$omp&do shared(a,b,c)

!$omp paralleldo shared(a,b,c)
```

Fortran

2.1.3 Stand-Alone Directives

Summary

Stand-alone directives are executable directives that have no associated user code.

Description

Stand-alone directives do not have any associated executable user code. Instead, they represent executable statements that typically do not have succinct equivalent statements in the base language. Some restrictions limit the placement of a stand-alone directive within a program. A stand-alone directive may be placed only at a point where a base language executable statement is allowed.

C / C++

Restrictions

Restrictions to stand-alone directives are as follows:

C

- A stand-alone directive may not be used in place of a substatement in a selection statement, in place of the loop body in an iteration statement, or in place of the statement that follows a label.

C

C++

- A stand-alone directive may not be used in place of a substatement in a selection statement or iteration statement, or in place of the statement that follows a label.

C++

2.1.4 Array Shaping

If an expression has a type of pointer to T , then a shape-operator can be used to specify the extent of that pointer. In other words, the shape-operator is used to reinterpret, as an n -dimensional array, the region of memory to which that expression points.

Formally, the syntax of the shape-operator is as follows:

```
shaped-expression ::= ( [ $s_1$ ] [ $s_2$ ] . . . [ $s_n$ ] ) cast-expression
```

The result of applying the shape-operator to an expression is an lvalue expression with an n -dimensional array type with dimensions $s_1 \times s_2 \dots \times s_n$ and element type T .

The precedence of the shape-operator is the same as a type cast.

Each s_i is an integral type expression that must evaluate to a positive integer.

Restrictions

Restrictions to the shape-operator are as follows:

- The type T must be a complete type.
- The shape-operator can appear only in clauses for which it is explicitly allowed.
- The result of a shape-operator must be a named array of a list item.
- The type of the expression upon which a shape-operator is applied must be a pointer type.

C++

- If the type T is a reference to a type T' , then the type will be considered to be T' for all purposes of the designated array.

C++

C / C++

2.1.5 Array Sections

An array section designates a subset of the elements in an array.

C / C++

To specify an array section in an OpenMP construct, array subscript expressions are extended with the following syntax:

```
[ lower-bound : length : stride ] or  
[ lower-bound : length : ] or  
[ lower-bound : length ] or  
[ lower-bound : : stride ] or  
[ lower-bound : : ] or  
[ lower-bound : ] or  
[ : length : stride ] or  
[ : length : ] or  
[ : length ] or  
[ : : stride ]  
[ : : ]  
[ : ]
```

- 1 The array section must be a subset of the original array.
- 2 Array sections are allowed on multidimensional arrays. Base language array subscript expressions
3 can be used to specify length-one dimensions of multidimensional array sections.
- 4 Each of the *lower-bound*, *length*, and *stride* expressions if specified must be an integral type
5 *expression* of the base language. When evaluated they represent a set of integer values as follows:
6 { *lower-bound*, *lower-bound* + *stride*, *lower-bound* + 2 * *stride*,... , *lower-bound* + ((*length* - 1) *
7 *stride*) }
- 8 The *length* must evaluate to a non-negative integer.
- 9 The *stride* must evaluate to a positive integer.
- 10 When the size of the array dimension is not known, the *length* must be specified explicitly.
- 11 When the *stride* is absent it defaults to 1.
- 12 When the *length* is absent it defaults to $\lceil (size - lower-bound) / stride \rceil$, where *size* is the size of the
13 array dimension.
- 14 When the *lower-bound* is absent it defaults to 0.
- 15 The precedence of a subscript operator that uses the array section syntax is the same as the
16 precedence of a subscript operator that does not use the array section syntax.

17

18 Note – The following are examples of array sections:

```
19 a[0:6]
20 a[0:6:1]
21 a[1:10]
22 a[1:]
23 a[:10:2]
24 b[10][:][:]
25 b[10][:][:0]
26 c[42][0:6][:]
27 c[42][0:6:2][:]
28 c[1:10][42][0:6]
29 S.c[:100]
30 p->y[:10]
31 this->a[:N]
32 (p+10)[:N]
```

1 Assume **a** is declared to be a 1-dimensional array with dimension size 11. The first two examples
2 are equivalent, and the third and fourth examples are equivalent. The fifth example specifies a stride
3 of 2 and therefore is not contiguous.

4 Assume **b** is declared to be a pointer to a 2-dimensional array with dimension sizes 10 and 10. The
5 sixth example refers to all elements of the 2-dimensional array given by **b[10]**. The seventh
6 example is a zero-length array section.

7 Assume **c** is declared to be a 3-dimensional array with dimension sizes 50, 50, and 50. The eighth
8 example is contiguous, while the ninth and tenth examples are not contiguous.

9 The final four examples show array sections that are formed from more general base expressions.

10 The following are examples that are non-conforming array sections:

```
11 | s [ : 10 ] . x  
12 | p [ : 10 ] -> y  
13 | * ( x p [ : 10 ] )
```

14 For all three examples, a base language operator is applied in an undefined manner to an array
15 section. The only operator that may be applied to an array section is a subscript operator for which
16 the array section appears as the postfix expression.



17
18
19  C / C++
20  Fortran

19 Fortran has built-in support for array sections although some restrictions apply to their use in
20 OpenMP directives, as enumerated in the following section.

 Fortran

21 Restrictions

22 Restrictions to array sections are as follows:

- 23 • An array section can appear only in clauses for which it is explicitly allowed.
- 24 • A *stride* expression may not be specified unless otherwise stated.

 C / C++

- 25 • An element of an array section with a non-zero size must have a complete type.
- 26 • The base expression of an array section must have an array or pointer type.
- 27 • If a consecutive sequence of array subscript expressions appears in an array section, and the first
28 subscript expression in the sequence uses the extended array section syntax defined in this
29 section, then only the last subscript expression in the sequence may select array elements that
30 have a pointer type.

 C / C++

C++

- 1 • If the type of the base expression of an array section is a reference to a type *T*, then the type will
- 2 be considered to be *T* for all purposes of the array section.
- 3 • An array section cannot be used in an overloaded [] operator.

C++

Fortran

- 4 • If a stride expression is specified, it must be positive.
- 5 • The upper bound for the last dimension of an assumed-size dummy array must be specified.
- 6 • If a list item is an array section with vector subscripts, the first array element must be the lowest
- 7 in the array element order of the array section.
- 8 • If a list item is an array section, the last *part-ref* of the list item must have a section subscript list.

Fortran

2.1.6 Iterators

Iterators are identifiers that expand to multiple values in the clause on which they appear.

The syntax of the **iterator** modifier is as follows:

iterator (*iterators-definition*)

where *iterators-definition* is one of the following:

iterator-specifier [, *iterators-definition*]

where *iterator-specifier* is one of the following:

[*iterator-type*] *identifier* = *range-specification*

where:

- 18 • *identifier* is a base language identifier.

C / C++

- 19 • *iterator-type* is a type name.

C / C++

Fortran

- 20 • *iterator-type* is a type specifier.

Fortran

- 21 • *range-specification* is of the form *begin* : *end* [: *step*], where *begin* and *end* are expressions for
- 22 which their types can be converted to *iterator-type* and *step* is an integral expression.

C / C++

1

In an *iterator-specifier*, if the *iterator-type* is not specified then that iterator is of **int** type.

C / C++

Fortran

2

In an *iterator-specifier*, if the *iterator-type* is not specified then that iterator has default integer type.

Fortran

3

In a *range-specification*, if the *step* is not specified its value is implicitly defined to be 1.

4

An iterator only exists in the context of the clause in which it appears. An iterator also hides all accessible symbols with the same name in the context of the clause.

5

6

The use of a variable in an expression that appears in the *range-specification* causes an implicit reference to the variable in all enclosing constructs.

7

C / C++

8

The values of the iterator are the set of values i_0, \dots, i_{N-1} where:

9

- $i_0 = (\textit{iterator-type}) \textit{begin}$,

10

- $i_j = (\textit{iterator-type}) (i_{j-1} + \textit{step})$, where $j \geq 1$ and

11

- if $\textit{step} > 0$,

12

- $i_0 < (\textit{iterator-type}) \textit{end}$,

13

- $i_{N-1} < (\textit{iterator-type}) \textit{end}$, and

14

- $(\textit{iterator-type}) (i_{N-1} + \textit{step}) \geq (\textit{iterator-type}) \textit{end}$;

15

- if $\textit{step} < 0$,

16

- $i_0 > (\textit{iterator-type}) \textit{end}$,

17

- $i_{N-1} > (\textit{iterator-type}) \textit{end}$, and

18

- $(\textit{iterator-type}) (i_{N-1} + \textit{step}) \leq (\textit{iterator-type}) \textit{end}$.

C / C++

Fortran

19

The values of the iterator are the set of values i_1, \dots, i_N where:

20

- $i_1 = \textit{begin}$,

21

- $i_j = i_{j-1} + \textit{step}$, where $j \geq 2$ and

22

- if $\textit{step} > 0$,

23

- $i_1 \leq \textit{end}$,

24

- $i_N \leq \textit{end}$, and

- 1 - $i_N + step > end$;
- 2 • if $step < 0$,
- 3 - $i_1 \geq end$,
- 4 - $i_N \geq end$, and
- 5 - $i_N + step < end$.

▲ Fortran ▼

6 The set of values will be empty if no possible value complies with the conditions above.

7 For those clauses that contain expressions that contain iterator identifiers, the effect is as if the list
 8 item is instantiated within the clause for each value of the iterator in the set defined above,
 9 substituting each occurrence of the iterator identifier in the expression with the iterator value. If the
 10 set of values of the iterator is empty then the effect is as if the clause was not specified.

11 The behavior is unspecified if $i_j + step$ cannot be represented in *iterator-type* in any of the
 12 $i_j + step$ computations for any $0 \leq j < N$ in C/C++ or $0 < j \leq N$ in Fortran.

13 **Restrictions**

14 Restrictions to iterators are as follows:

- 15 • An expression that contains an iterator identifier can only appear in clauses that explicitly allow
 16 expressions that contain iterators.
- 17 • The *iterator-type* must not declare a new type.

▼ C / C++ ▼

- 18 • The *iterator-type* must be an integral or pointer type.
- 19 • The *iterator-type* must not be **const** qualified.

▲ C / C++ ▲

▼ Fortran ▼

- 20 • The *iterator-type* must be an integer type.

▲ Fortran ▲

- 21 • If the *step* expression of a *range-specification* equals zero, the behavior is unspecified.
- 22 • Each iterator identifier can only be defined once in an *iterators-definition*.
- 23 • Iterators cannot appear in the *range-specification*.

2.2 Conditional Compilation

In implementations that support a preprocessor, the `_OPENMP` macro name is defined to have the decimal value `yyyyymm` where `yyyy` and `mm` are the year and month designations of the version of the OpenMP API that the implementation supports.

If a `#define` or a `#undef` preprocessing directive in user code defines or undefines the `_OPENMP` macro name, the behavior is unspecified.

Fortran

The OpenMP API requires Fortran lines to be compiled conditionally, as described in the following sections.

2.2.1 Fixed Source Form Conditional Compilation Sentinels

The following conditional compilation sentinels are recognized in fixed form source files:

```
!$ | *$ | c$
```

To enable conditional compilation, a line with a conditional compilation sentinel must satisfy the following criteria:

- The sentinel must start in column 1 and appear as a single word with no intervening white space;
- After the sentinel is replaced with two spaces, initial lines must have a space or zero in column 6 and only white space and numbers in columns 1 through 5;
- After the sentinel is replaced with two spaces, continuation lines must have a character other than a space or zero in column 6 and only white space in columns 1 through 5.

If these criteria are met, the sentinel is replaced by two spaces. If these criteria are not met, the line is left unchanged.

Note – In the following example, the two forms for specifying conditional compilation in fixed source form are equivalent (the first line represents the position of the first 9 columns):

```
c23456789
!$ 10 iam = omp_get_thread_num() +
!$   &           index

#ifdef _OPENMP
    10 iam = omp_get_thread_num() +
        &           index
#endif
```

2.2.2 Free Source Form Conditional Compilation Sentinel

The following conditional compilation sentinel is recognized in free form source files:

```
!$
```

To enable conditional compilation, a line with a conditional compilation sentinel must satisfy the following criteria:

- The sentinel can appear in any column but must be preceded only by white space;
- The sentinel must appear as a single word with no intervening white space;
- Initial lines must have a space after the sentinel;
- Continued lines must have an ampersand as the last non-blank character on the line, prior to any comment appearing on the conditionally compiled line.

Continuation lines can have an ampersand after the sentinel, with optional white space before and after the ampersand. If these criteria are met, the sentinel is replaced by two spaces. If these criteria are not met, the line is left unchanged.

Note – In the following example, the two forms for specifying conditional compilation in free source form are equivalent (the first line represents the position of the first 9 columns):

```
c23456789
!$ iam = omp_get_thread_num() +    &
!$&   index

#ifdef _OPENMP
    iam = omp_get_thread_num() +    &
        index
#endif
```

Fortran

2.3 Variant Directives

2.3.1 OpenMP Context

At any point in a program, an OpenMP context exists that defines traits that describe the active OpenMP constructs, the execution devices, functionality supported by the implementation and available dynamic values. The traits are grouped into trait sets. The following trait sets exist: *construct*, *device*, *target_device*, *implementation* and *dynamic*. Traits are categorized as name-list

1 traits, clause-list traits, non-property traits and extension traits. This categorization determines the
2 syntax that is used to match the trait, as defined in Section 2.3.2.

3 The *construct* set is composed of the directive names, each being a trait, of all enclosing constructs
4 at that point in the program up to a **target** construct. Combined and composite constructs are
5 added to the set as distinct constructs in the same nesting order specified by the original construct.
6 Whether the **dispatch** construct is added to the *construct* set is implementation defined. If it is
7 added, it will only be added for the *target-call* of the associated code. The set is ordered by nesting
8 level in ascending order. Specifically, the ordering of the set of constructs is c_1, \dots, c_N , where c_1
9 is the construct at the outermost nesting level and c_N is the construct at the innermost nesting level. In
10 addition, if the point in the program is not enclosed by a **target** construct, the following rules are
11 applied in order:

- 12 1. For procedures with a **declare simd** directive, the *simd* trait is added to the beginning of the
13 set as c_1 for any generated SIMD versions so the total size of the set is increased by 1.
- 14 2. For procedures that are determined to be function variants by a declare variant directive, the
15 selectors c_1, \dots, c_M of the **construct** selector set are added in the same order to the
16 beginning of the set as c_1, \dots, c_M so the total size of the set is increased by M .
- 17 3. For *device routines*, the *target* trait is added to the beginning of the set as c_1 for any versions of
18 the procedure that are generated for **target** regions so the total size of the set is increased by 1.

19 The *simd* trait is a clause-list trait that is defined with properties that match the clauses accepted by
20 the **declare simd** directive with the same name and semantics. The *simd* trait defines at least the
21 *simdlen* property and one of the *inbranch* or *notinbranch* properties. Traits in the *construct* set
22 other than *simd* are non-property traits.

23 The *device* set includes traits that define the characteristics of the device being targeted by the
24 compiler at that point in the program. For each *target device* that the implementation supports, a
25 *target_device* set exists that defines the characteristics of that device. At least the following traits
26 must be defined for the *device* and all *target_device* sets:

- 27 • The *kind(kind-name-list)* trait specifies the general kind of the device. The following *kind-name*
28 values are defined:
 - 29 – *host*, which specifies that the device is the host device;
 - 30 – *nohost*, which specifies that the devices is not the host device; and
 - 31 – the values defined in the *OpenMP Additional Definitions* document.
- 32 • The *isa(isa-name-list)* trait specifies the Instruction Set Architectures supported by the device.
33 The accepted *isa-name* values are implementation defined.
- 34 • The *arch(arch-name-list)* trait specifies the architectures supported by the device. The accepted
35 *arch-name* values are implementation defined.

36 The *kind*, *isa* and *arch* traits in the *device* and *target_device* sets are name-list traits.

1 Additionally, the *target_device* set defines the following trait:

- 2 • The *device_num* trait specifies the *device number* of the device.

3 The *implementation* set includes traits that describe the functionality supported by the OpenMP
4 implementation at that point in the program. At least the following traits can be defined:

- 5 • The *vendor(vendor-name-list)* trait, which specifies the vendor identifiers of the implementation.
6 OpenMP defined values for *vendor-name* are defined in the *OpenMP Additional Definitions*
7 document.
- 8 • The *extension(extension-name-list)* trait, which specifies vendor specific extensions to the
9 OpenMP specification. The accepted *extension-name* values are implementation defined.
- 10 • A trait with a name that is identical to the name of any clause that was supplied to the **requires**
11 directive prior to the program point. Such traits other than the *atomic_default_mem_order* trait
12 are non-property traits. The presence of these traits has been deprecated.
- 13 • A *requires(requires-clause-list)* trait, which is a clause-list trait for which the properties are the
14 clauses that have been supplied to the **requires** directive prior to the program point as well as
15 implementation defined implicit requirements.

16 The *vendor* and *extension* traits in the *implementation* set are name-list traits.

17 Implementations can define additional traits in the *device*, *target_device* and *implementation* sets;
18 these traits are extension traits.

19 The *dynamic* trait set includes traits that define the dynamic properties of a program at a point in its
20 execution. The *data state* trait in the *dynamic* trait set refers to the complete data state of the
21 program that may be accessed at runtime.

22 2.3.2 Context Selectors

23 Context selectors are used to define the properties that can match an OpenMP context. OpenMP
24 defines different sets of selectors, each containing different selectors.

25 The syntax for a context selector is *context-selector-specification* as described in the following
26 grammar:

```
27 context-selector-specification :  
28     trait-set-selector[ , trait-set-selector[ , ...]]  
29  
30 trait-set-selector :  
31     trait-set-selector-name={trait-selector[ , trait-selector[ , ...]]}  
32  
33 trait-selector :  
34     trait-selector-name[ ([trait-score: ] trait-property[ , trait-property[ , ...]]) ]  
35  
36 trait-property :
```

```

1      trait-property-name
2      or
3      trait-property-clause
4      or
5      trait-property-expression
6      or
7      trait-property-extension
8
9  trait-property-clause :
10     clause
11
12  trait-property-name :
13     identifier
14     or
15     string-literal
16
17  trait-property-expression
18     scalar-expression (for C/C++)
19     or
20     scalar-logical-expression (for Fortran)
21     or
22     scalar-integer-expression (for Fortran)
23
24  trait-score :
25     score (score-expression)
26
27  trait-property-extension :
28     trait-property-name
29     or
30     identifier (trait-property-extension[ , trait-property-extension[ , ...]])
31     or
32     constant integer expression

```

33 For trait selectors that correspond to name-list traits, each *trait-property* should be
34 *trait-property-name* and for any value that is a valid identifier both the identifier and the
35 corresponding string literal (for C/C++) and the corresponding *char-literal-constant* (for Fortran)
36 representation are considered representations of the same value.

37 For trait selectors that correspond to clause-list traits, each *trait-property* should be
38 *trait-property-clause*. The syntax is the same as for the matching OpenMP clause.

39 The **construct** selector set defines the *construct* traits that should be active in the OpenMP
40 context. The following selectors can be defined in the **construct** set: **target**; **teams**;
41 **parallel**; **for** (in C/C++); **do** (in Fortran); **simd** and **dispatch**. Each *trait-property* of the
42 **simd** selector is a *trait-property-clause*. The syntax is the same as for a valid clause of the

1 **declare simd** directive and the restrictions on the clauses from that directive apply. The
2 **construct** selector is an ordered list c_1, \dots, c_N .

3 The **device** and **implementation** selector sets define the traits that should be active in the
4 corresponding trait set of the OpenMP context. The **target_device** selector set defines the
5 traits that should be active in the *target_device* trait set for the device that the specified
6 **device_num** selector identifies. The same traits that are defined in the corresponding traits sets
7 can be used as selectors with the same properties. The **kind** selector of the **device** and
8 **target_device** selector sets can also specify the value **any**, which is as if no **kind** selector
9 was specified. If a **device_num** selector does not appear in the **target_device** selector set
10 then a **device_num** selector that specifies the value of the *default-device-var* ICV is implied. For
11 the **device_num** selector of the **target_device** selector set, a single
12 *trait-property-expression* must be specified. For the **atomic_default_mem_order** selector of
13 the **implementation** set, a single *trait-property* must be specified as an identifier equal to one
14 of the valid arguments to the **atomic_default_mem_order** clause on the **requires**
15 directive. For the **requires** selector of the **implementation** set, each *trait-property* is a
16 *trait-property-clause*. The syntax is the same as for a valid clause of the **requires** directive and
17 the restrictions on the clauses from that directive apply.

18 The **user** selector set defines the **condition** selector that provides additional user-defined
19 conditions.

20 The **condition** selector contains a single *trait-property-expression* that must evaluate to *true* for
21 the selector to be true.

22 Any non-constant expression that is evaluated to determine the suitability of a variant is evaluated
23 according to the *data state* trait in the *dynamic* trait set of the OpenMP context.

24 The **user** selector set is dynamic if the **condition** selector is present and the expression in the
25 **condition** selector is not a constant expression; otherwise, it is static.

26 All parts of a context selector define the static part of the context selector except the following
27 parts, which define the dynamic part of a context selector:

28 • Its **user** selector set if it is dynamic; and

29 • Its **target_device** selector set.

30 For the **match** clause of a **declare variant** directive, any argument of the base function that
31 is referenced in an expression that appears in the context selector is treated as a reference to the
32 expression that is passed into that argument at the call to the base function. Otherwise, a variable or
33 procedure reference in an expression that appears in a context selector is a reference to the variable
34 or procedure of that name that is visible at the location of the directive on which the selector
35 appears.

1 Each occurrence of the **this** pointer in an expression in a context selector that appears in the
 2 **match** clause of a **declare variant** directive is treated as an expression that is the address of
 3 the object on which the associated base function is invoked.

4 Implementations can allow further selectors to be specified. Each specified *trait-property* for these
 5 implementation-defined selectors should be *trait-property-extension*. Implementations can ignore
 6 specified selectors that are not those described in this section.

7 Restrictions

8 Restrictions to context selectors are as follows:

- 9 • Each *trait-property* can only be specified once in a *trait-selector* other than the **construct**
 10 selector set.
- 11 • Each *trait-set-selector-name* can only be specified once.
- 12 • Each *trait-selector-name* can only be specified once.
- 13 • A *trait-score* cannot be specified in traits from the **construct**, **device** or
 14 **target_device** *trait-selector-sets*.
- 15 • A *score-expression* must be a non-negative constant integer expression.
- 16 • The expression of a **device_num** trait must evaluate to a non-negative integer value that is less
 17 than or equal to the value of **omp_get_num_devices()**.
- 18 • A variable or procedure that is referenced in an expression that appears in a context selector must
 19 be visible at the location of the directive on which the selector appears unless the directive is a
 20 **declare variant** directive and the variable is an argument of the associated base function.
- 21 • If *trait-property any* is specified in the **kind** *trait-selector* of the **device** or
 22 **target_device** selector set, no other *trait-property* may be specified in the same selector.
- 23 • For a *trait-selector* that corresponds to a name-list trait, at least one *trait-property* must be
 24 specified.
- 25 • For a *trait-selector* that corresponds to a non-property trait, no *trait-property* may be specified.
- 26 • For the **requires** selector of the **implementation** selector set, at least one *trait-property*
 27 must be specified.

2.3.3 Matching and Scoring Context Selectors

A given context selector is compatible with a given OpenMP context if the following conditions are satisfied:

- All selectors in the **user** set of the context selector are true;
- All traits and trait properties that are defined by selectors in the **target_device** set of the context selector are active in the *target_device* trait set for the device that is identified by the **device_num** selector;
- All traits and trait properties that are defined by selectors in the **construct**, **device** and **implementation** sets of the context selector are active in the corresponding trait sets of the OpenMP context;
- For each selector in the context selector, its properties are a subset of the properties of the corresponding trait of the OpenMP context;
- Selectors in the **construct** set of the context selector appear in the same relative order as their corresponding traits in the *construct* trait set of the OpenMP context; and
- No specified implementation-defined selector is ignored by the implementation.

Some properties of the **simd** selector have special rules to match the properties of the *simd* trait:

- The **simdlen**(*N*) property of the selector matches the *simdlen*(*M*) trait of the OpenMP context if $M\%N$ equals zero; and
- The **aligned**(*list:N*) property of the selector matches the *aligned*(*list:M*) trait of the OpenMP context if $N\%M$ equals zero.

Among compatible context selectors, a score is computed using the following algorithm:

1. Each trait selector for which the corresponding trait appears in the *construct* trait set in the OpenMP context is given the value 2^{p-1} where *p* is the position of the corresponding trait, *c_p*, in the context *construct* trait set; if the traits that correspond to the **construct** selector set appear multiple times in the OpenMP context, the highest valued subset of context traits that contains all selectors in the same order are used;
2. The **kind**, **arch**, and **isa** selectors, if specified, are given the values 2^l , 2^{l+1} and 2^{l+2} , respectively, where *l* is the number of traits in the *construct* set;
3. Trait selectors for which a *trait-score* is specified are given the value specified by the *trait-score score-expression*;
4. The values given to any additional selectors allowed by the implementation are implementation defined;
5. Other selectors are given a value of zero; and
6. A context selector that is a strict subset of another context selector has a score of zero. For other context selectors, the final score is the sum of the values of all specified selectors plus 1.

2.3.4 Metadirectives

Summary

A metadirective is a directive that can specify multiple directive variants of which one may be conditionally selected to replace the metadirective based on the enclosing OpenMP context.

Syntax

C / C++

The syntax of a metadirective is as follows:

```
#pragma omp metadirective [clause[ [, ] clause] ... ] new-line
```

or

```
#pragma omp begin metadirective [clause[ [, ] clause] ... ] new-line  
    stmt(s)  
#pragma omp end metadirective
```

where *clause* is one of the following:

```
when (context-selector-specification: [directive-variant])  
default ([directive-variant])
```

C / C++

Fortran

The syntax of a metadirective is as follows:

```
!$omp metadirective [clause[ [, ] clause] ... ]
```

or

```
!$omp begin metadirective [clause[ [, ] clause] ... ]  
    stmt(s)  
!$omp end metadirective
```

where *clause* is one of the following:

```
when (context-selector-specification: [directive-variant])  
default ([directive-variant])
```

Fortran

In the **when** clause, *context-selector-specification* specifies a context selector (see Section 2.3.2).

In the **when** and **default** clauses, *directive-variant* has the following form and specifies a directive variant that specifies an OpenMP directive with clauses that apply to it.

```
directive-name [clause[ [, ] clause] ... ]
```

Description

A metadirective is replaced by a **nothing** directive or one of the directive variants specified by the **when** clauses or the **default** clause.

If no **default** clause is specified the effect is as if a **default** clause without an associated directive variant was specified.

The **default** clause is treated as a **when** clause with the specified directive variant, if any, and an always compatible static context selector that has a score lower than the scores associated with any other clause.

If a **when** clause does not explicitly specify a directive variant it implicitly specifies a **nothing** directive as the directive variant.

The OpenMP context for a given metadirective is defined according to Section 2.3.1.

The directive variant specified by a **when** clause is a candidate to replace the metadirective if the static part of the corresponding context selector is compatible with the OpenMP context according to the matching rules defined in Section 2.3.3.

Replacement candidates are ordered according to the following rules in decreasing precedence:

- A candidate is before another one if the score associated with the context selector of the corresponding **when** clause is higher.
- A candidate that was explicitly specified is before one that was implicitly specified.
- Candidates are ordered according to the order in which they lexically appear on the metadirective.

The list of dynamic replacement candidates is the prefix of the sorted list of replacement candidates up to and including the first candidate for which the corresponding **when** clause has a static context selector.

The first dynamic replacement candidate for which the corresponding **when** clause has a compatible context selector, according to the matching rules defined in Section 2.3.3, replaces the metadirective.

Expressions that appear in the context selector of a **when** clause are evaluated if no prior dynamic replacement candidate has a compatible context selector, and the number of times each expression is evaluated is implementation defined. All variables referenced by these expressions are considered to be referenced by the metadirective.

A directive variant that is associated with a **when** clause may only affect the program if the directive variant is a dynamic replacement candidate.

The **begin metadirective** directive behaves identically to the **metadirective** directive, except that the directive syntax for the specified directive variants other than the **nothing** directive must accept a paired **end directive**. For any directive variant that is selected to replace the **begin metadirective** directive, the **end metadirective** directive will be implicitly replaced by its paired **end directive** to demarcate the statements that are affected by or are

1 associated with the directive variant. If the **nothing** directive is selected to replace the
2 **begin metadirective** directive, its paired **end metadirective** directive is ignored.

3 **Restrictions**

4 Restrictions to metadirectives are as follows:

- 5 • The directive variant appearing in a **when** or **default** clause must not specify a
6 **metadirective**, **begin metadirective**, or **end metadirective** directive.



- 7 • The directive variant that appears in a **when** or **default** clause must not specify a
8 **begin declare variant** or **end declare variant**.



- 9 • The context selector that appears in a **when** clause must not specify any properties for the **simd**
10 selector.
- 11 • Replacement of the metadirective with the directive variant associated with any of the dynamic
12 replacement candidates must result in a conforming OpenMP program.
- 13 • Insertion of user code at the location of a metadirective must be allowed if the first dynamic
14 replacement candidate does not have a static context selector.
- 15 • All items must be executable directives if the first dynamic replacement candidate does not have
16 a static context selector.
- 17 • Any directive variant that is specified by a **when** or **default** clause on a
18 **begin metadirective** directive must be an OpenMP directive that has a paired
19 **end directive** or must be the **nothing** directive, and the **begin metadirective** directive
20 must have a paired **end metadirective** directive.
- 21 • The **default** clause may appear at most once on a metadirective.

2.3.5 Declare Variant Directive

Summary

The declare variant directive declares a specialized variant of a base function and specifies the context in which that specialized variant is used. The declare variant directive is a declarative directive.

Syntax

C / C++

The syntax of the declare variant directive is as follows:

```
#pragma omp declare variant (variant-func-id) clause [[[ , ] clause] ... ] new-line  
[/#pragma omp declare variant (variant-func-id) clause [[[ , ] clause] ... ] new-line  
[ ... ]]  
function definition or declaration
```

or

```
#pragma omp begin declare variant clause new-line  
declaration-definition-seq  
#pragma omp end declare variant new-line
```

where *clause* is one of the following:

```
match (context-selector-specification)  
adjust_args (adjust-op : argument-list)  
append_args (append-op [[ , append-op ] ... ])
```

where *adjust-op* is one of the following:

```
nothing  
need_device_ptr
```

where *append-op* is one of the following:

```
interop (interop-type [[ , interop-type ] ... ])
```

and where *variant-func-id* is the name of a function variant that is either a base language identifier or, for C++, a *template-id*.

C / C++

Fortran

The syntax of the **declare variant** directive is as follows:

```
!$omp declare variant ([base-proc-name:]variant-proc-name) clause [[[ , ] clause] ...  
]
```

where *clause* is one of the following:

```
match (context-selector-specification)  
adjust_args (adjust-op:argument-list)  
append_args (append-op[[ , append-op]...])
```

where *adjust-op* is one of the following:

```
nothing  
need_device_ptr
```

where *append-op* is one of the following:

```
interop (interop-type[[ , interop-type]...])
```

and where *variant-proc-name* is the name of a function variant that is a base language identifier.

Fortran

Description

The declare variant directive declares a *base function* to have the specified function variant. The context selector in the **match** clause is associated with the variant.

C / C++

The **begin declare variant** directive associates the context selector in the **match** clause with each function definition in *declaration-definition-seq*.

For the purpose of call resolution, each function definition that appears between a **begin declare variant** directive and its paired **end declare variant** directive is a function variant for an assumed base function, with the same name and a compatible prototype, that is declared elsewhere without an associated declare variant directive.

If a declare variant directive appears between a **begin declare variant** directive and its paired **end declare variant** directive the effective context selectors of the outer directive are appended to the context selector of the inner directive to form the effective context selector of the inner directive. If a *trait-set-selector* is present on both directives, the *trait-selector* list of the outer directive is appended to the *trait-selector* list of the inner directive after equivalent *trait-selectors* have been removed from the outer list. Restrictions that apply to explicitly specified context selectors also apply to effective context selectors constructed through this process.

The symbol name of a function definition that appears between a **begin declare variant** directive and its paired **end declare variant** directive shall be determined through the base

1 language rules after the name of the function has been augmented with a string that shall be
2 determined according to the effective context selector of the **begin declare variant**
3 directive. The symbol names of two definitions of a function shall be equal if and only if their
4 effective context selectors are equivalent.

5 If the context selector of a **begin declare variant** directive contains traits in the *device* or
6 *implementation* set that are known never to be compatible with an OpenMP context during the
7 current compilation, the preprocessed code that follows the **begin declare variant** directive
8 up to the matching **end declare variant** directive shall be elided.

▲── C / C++ ───▲

9 The OpenMP context for a direct call to a given base function is defined according to Section 2.3.1.
10 If a declare variant directive for the base function is visible at the call site and the static part of the
11 context selector that is associated with the declared function variant is compatible with the
12 OpenMP context of the call according to the matching rules defined in Section 2.3.3 then the
13 variant is a replacement candidate to be called instead of the base function. Replacement
14 candidates are ordered in decreasing order of the score associated with the context selector. If two
15 replacement candidates have the same score then their order is implementation defined.

16 The list of dynamic replacement candidates is the prefix of the sorted list of replacement candidates
17 up to and including the first candidate for which the corresponding context selector is static.

18 The first dynamic replacement candidate for which the corresponding context selector is
19 compatible, according to the matching rules defined in Section 2.3.3, is called instead of the base
20 function. If no compatible candidate exists then the base function is called.

21 Expressions that appear in the context selector of a **match** clause are evaluated if no prior dynamic
22 replacement candidate has a compatible context selector, and the number of times each expression
23 is evaluated is implementation defined. All variables referenced by these expressions are
24 considered to be referenced at the call site.

▼── C++ ───▼

25 For calls to **constexpr** base functions that are evaluated in constant expressions, whether any
26 variant replacement occurs is implementation defined.

▲── C++ ───▲

27 For indirect function calls that can be determined to call a particular base function, whether any
28 variant replacement occurs is unspecified.

29 For each **adjust_args** clause that is present on the selected variant the adjustment operation
30 specified by *adjust-op* will be applied to each of the arguments specified in the clause before being
31 passed to the selected variant.

32 If the *adjust-op* modifier is **need_device_ptr**, the arguments are converted to corresponding
33 device pointers of the default device. If an argument has the *is_device_ptr* property in its
34 *interoperability requirement set* then the argument will be passed as is. Otherwise, the argument
35 will be converted in the same manner that a **use_device_ptr** clause on a **target data**

1 construct converts its pointer list items into device pointers. If the argument cannot be converted
2 into a device pointer then the *NULL* value will be passed as the argument.

3 If the *adjust-op* modifier is **nothing**, the argument is passed to the selected variant without being
4 modified.

5 If an **append_args** clause is present on the matching directive then additional arguments are
6 passed in the call. The arguments are constructed according to any specified *append-op* modifiers
7 and are passed in the same order in which they are specified in the **append_args** clause.

▼ C / C++ ▼

8 The **interop** operation constructs an argument of type **omp_interop_t** from the
9 *interoperability requirement set* of the encountering task.

▲ C / C++ ▲
▼ Fortran ▼

10 The **interop** operation constructs an argument of type **omp_interop_kind** from the
11 *interoperability requirement set* of the encountering task.

▲ Fortran ▲

12 The argument is constructed as if an **interop** construct with an **init** clause of *interop-types* was
13 specified. If the *interoperability requirement set* contains one or more properties that could be used
14 as clauses for an **interop** construct of the *interop-type* type, the behavior is as if the
15 corresponding clauses would also be part of the aforementioned **interop** construct and those
16 properties will be removed from the *interoperability requirement set*.

17 This argument is destroyed after the call to the selected variant returns, as if an **interop** construct
18 with a **destroy** clause was used with the same clauses that were used to initialize the argument.

19 Any differences that the specific OpenMP context requires in the prototype of the variant from the
20 base function prototype are implementation defined.

▼ C ▼

21 For the **declare variant** directive, any expressions in the **match** clause are interpreted as if
22 they appeared in the scope of arguments of the base function.

▲ C ▲

23 Different declare variant directives may be specified for different declarations of the same base
24 function.

▼ C++ ▼

25 The function variant is determined by base language standard name lookup rules ([basic.lookup])
26 of *variant-func-id* using the argument types at the call site after implementation-defined changes
27 have been made according to the OpenMP context.

28 For the **declare variant** directive, the *variant-func-id* and any expressions in the **match**
29 clause are interpreted as if they appeared at the scope of the trailing return type of the base
30 function.

▲ C++ ▲

C / C++

1 For the **begin declare variant** directive, any expressions in the **match** clause are
2 interpreted at the location of the directive.

C / C++

Fortran

3 The procedure to which *base-proc-name* refers is resolved at the location of the directive according
4 to the establishment rules for procedure names in the base language.

Fortran

5 Restrictions

6 Restrictions to the declare variant directive are as follows:

- 7 • Calling functions that a declare variant directive determined to be a function variant directly in
8 an OpenMP context that is different from the one that the **construct** selector set of the context
9 selector specifies is non-conforming.
- 10 • If a function is determined to be a function variant through more than one declare variant
11 directive then the **construct** selector set of their context selectors must be the same.
- 12 • A function determined to be a function variant may not be specified as a base function in another
13 declare variant directive.
- 14 • All variables that are referenced in an expression that appears in the context selector of a **match**
15 clause must be accessible at a call site to the base function according to the base language rules.
- 16 • At most one **match** clause can appear on a **declare variant** directive.
- 17 • At most one **append_args** clause can appear on a **declare variant** directive.
- 18 • Each argument can only appear in a single **adjust_args** clause for each **declare variant**
19 directive.
- 20 • An **adjust_args** clause or **append_args** clause can only be specified if the **dispatch**
21 selector of the **construct** selector set appears in the **match** clause.

C / C++

- 22 • The type of the function variant must be compatible with the type of the base function after the
23 implementation-defined transformation for its OpenMP context.
- 24 • Only the **match** clause can appear on a **begin declare variant** directive.
- 25 • The **match** clause of a **begin declare variant** directive may not contain a **simd**
26 *trait-selector-name*.
- 27 • Matching pairs of **begin declare variant** and **end declare variant** directives shall
28 either encompass disjoint source ranges or they shall be perfectly nested.

C / C++

C++

- The `declare variant` directive cannot be specified for a virtual, defaulted or deleted function.
- The `declare variant` directive cannot be specified for a constructor or destructor.
- The `declare variant` directive cannot be specified for an immediate function.
- The function that a `declare variant` directive determined to be a function variant may not be an immediate function.
- A `match` clause that appears on a `begin declare target` directive must not contain a dynamic context selector that references the `this` pointer.
- If an expression in the context selector that appears in a `match` clause references the `this` pointer, the base function must be a non-static member function.

C++

Fortran

- *base-proc-name* must not be a generic name, an entry name, the name of a procedure pointer, a dummy procedure or a statement function.
- If *base-proc-name* is omitted then the `declare variant` directive must appear in an interface block or the specification part of a procedure.
- Any `declare variant` directive must appear in the specification part of a subroutine subprogram, function subprogram, or interface body to which it applies.
- If the directive is specified for a procedure that is declared via a procedure declaration statement, the *base-proc-name* must be specified.
- The procedure *base-proc-name* must have an accessible explicit interface at the location of the directive.
- Each argument that appears in a `need_device_ptr adjust-op` must be of type `C_PTR` in the dummy argument declaration.

Fortran

Cross References

- OpenMP Context Specification, see Section [2.3.1](#).
- Context Selectors, see Section [2.3.2](#).

2.3.6 dispatch Construct

Summary

The `dispatch` construct controls whether variant substitution occurs for a given call.

Syntax

C / C++

The syntax of the `dispatch` construct is as follows:

```
#pragma omp dispatch [clause [ , ] clause ... ] new-line  
expression-stmt
```

where *expression-stmt* is an expression statement with one of the following forms:

```
expression = target-call ( [ expression-list ] );  
target-call ( [ expression-list ] );
```

and where *clause* is one of the following:

```
device (integer-expression)  
depend ([depend-modifier, ] dependence-type : locator-list)  
nowait  
novariants (scalar-expression)  
nocontext (scalar-expression)  
is_device_ptr (list)
```

C / C++

Fortran

The syntax of the `dispatch` construct is as follows:

```
!$omp dispatch [clause [ , ] clause ... ]  
stmt
```

where *stmt* is an expression statement with one of the following forms:

```
expression = target-call ( [ arguments ] )  
CALL target-call [ ( [ arguments ] ) ]
```

1 and where *clause* is one of the following:

```
2 device (scalar-integer-expression)  
3 depend ([depend-modifier, ] dependence-type : locator-list)  
4 nowait  
5 novariants (scalar-logical-expression)  
6 nocontext (scalar-logical-expression)  
7 is_device_ptr (list)
```

Fortran

8 Binding

9 The binding task set for a **dispatch** region is the generating task. The **dispatch** region binds
10 to the region of the generating task.

11 Description

12 When a **novariants** clause is present on the **dispatch** construct, and the **novariants**
13 clause expression evaluates to *true*, no function variant will be selected for the *target-call* even if
14 one would be selected normally. The use of a variable in a **novariants** clause expression of a
15 **dispatch** construct causes an implicit reference to the variable in all enclosing constructs.

16 The **novariants** clause expression is evaluated in the enclosing context.

17 When a **nocontext** clause is present on the **dispatch** construct, and the **nocontext** clause
18 expression evaluates to *true*, the **dispatch** construct is not added to the *construct* set of the
19 OpenMP context. The use of a variable in a **nocontext** clause expression of a **dispatch**
20 construct causes an implicit reference to the variable in all enclosing constructs.

21 The **nocontext** clause expression is evaluated in the enclosing context.

22 The **is_device_ptr** clause indicates that its list items are device pointers. For each list item
23 specified in the clause, an *is_device_ptr* property for that list item is added to the
24 *interoperability requirement set*. Support for device pointers created outside of OpenMP,
25 specifically outside of any OpenMP mechanism that returns a device pointer, is implementation
26 defined.

27 If one or more **depend** clauses are present on the **dispatch** construct, they are added as *depend*
28 properties of the *interoperability requirement set*. If a **nowait** clause is present on the **dispatch**
29 construct the *nowait* property is added to the *interoperability requirement set*.

30 This construct creates an explicit task, as if the **task** construct was used, that surrounds the
31 associated code. Properties added to the *interoperability requirement set* can be removed by the
32 effect of other directives (see Section 2.15.2) before the task is created. If the *interoperability*
33 *requirement set* contains one or more *depend* properties, the behavior is as if those properties were
34 applied to the **task** construct as **depend** clauses. If the *interoperability requirement set* does not
35 contain the *nowait* property then the task will also be an included task.

1 If the **device** clause is present, the value of the *default-device-var* ICV of the generated task is set
2 to the value of the expression in the clause.

3 **Restrictions**

4 Restrictions to the **dispatch** construct are as follows:

- 5 • At most one **novariants** clause can appear on a **dispatch** directive.
- 6 • At most one **nocontext** clause can appear on a **dispatch** directive.
- 7 • At most one **nowait** clause can appear on a **dispatch** directive.
- 8 • A list item that appears in an **is_device_ptr** clause must be a valid device pointer for the
9 device data environment.

10 • The *target-call* expression can only be a direct call.

▲ C++

▼ Fortran

- 11 • *target-call* must be a procedure name.
- 12 • *target-call* must not be a procedure pointer.
- 13 • A list item that appears in an **is_device_ptr** clause must be of type **C_PTR**.

▲ Fortran

14 **Cross References**

- 15 • **declare variant** directive, see Section 2.3.5.
- 16 • Interoperability requirement set, see Section 2.15.2.

17 **2.4 Internal Control Variables**

18 An OpenMP implementation must act as if internal control variables (ICVs) control the behavior of
19 an OpenMP program. These ICVs store information such as the number of threads to use for future
20 **parallel** regions, the schedule to use for worksharing loops and whether nested parallelism is
21 enabled or not. The ICVs are given values at various times (described below) during the execution
22 of the program. They are initialized by the implementation itself and may be given values through
23 OpenMP environment variables and through calls to OpenMP API routines. The program can
24 retrieve the values of these ICVs only through OpenMP API routines.

25 For purposes of exposition, this document refers to the ICVs by certain names, but an
26 implementation is not required to use these names or to offer any way to access the variables other
27 than through the ways shown in Section 2.4.2.

2.4.1 ICV Descriptions

The following ICVs store values that affect the operation of **parallel** regions.

- *dyn-var* - controls whether dynamic adjustment of the number of threads is enabled for encountered **parallel** regions. One copy of this ICV exists per data environment.
- *nthreads-var* - controls the number of threads requested for encountered **parallel** regions. One copy of this ICV exists per data environment.
- *thread-limit-var* - controls the maximum number of threads that participate in the contention group. One copy of this ICV exists per data environment.
- *max-active-levels-var* - controls the maximum number of nested active **parallel** regions when the innermost **parallel** region is generated by a given task. One copy of this ICV exists per data environment.
- *place-partition-var* - controls the place partition available to the execution environment for encountered **parallel** regions. One copy of this ICV exists per implicit task.
- *active-levels-var* - the number of nested active **parallel** regions that enclose a given task such that all of the **parallel** regions are enclosed by the outermost initial task region on the device on which the task executes. One copy of this ICV exists per data environment.
- *levels-var* - the number of nested **parallel** regions that enclose a given task such that all of the **parallel** regions are enclosed by the outermost initial task region on the device on which the task executes. One copy of this ICV exists per data environment.
- *bind-var* - controls the binding of OpenMP threads to places. When binding is requested, the variable indicates that the execution environment is advised not to move threads between places. The variable can also provide default thread affinity policies. One copy of this ICV exists per data environment.

The following ICVs store values that affect the operation of worksharing-loop regions.

- *run-sched-var* - controls the schedule that is used for worksharing-loop regions when the **runtime** schedule kind is specified. One copy of this ICV exists per data environment.
- *def-sched-var* - controls the implementation defined default scheduling of worksharing-loop regions. One copy of this ICV exists per device.

The following ICVs store values that affect program execution.

- *stacksize-var* - controls the stack size for threads that the OpenMP implementation creates. One copy of this ICV exists per device.
- *wait-policy-var* - controls the desired behavior of waiting threads. One copy of this ICV exists per device.
- *display-affinity-var* - controls whether to display thread affinity. One copy of this ICV exists for the whole program.

- 1 • *affinity-format-var* - controls the thread affinity format when displaying thread affinity. One copy
2 of this ICV exists per device.
- 3 • *cancel-var* - controls the desired behavior of the **cancel** construct and cancellation points. One
4 copy of this ICV exists for the whole program.
- 5 • *default-device-var* - controls the default target device. One copy of this ICV exists per data
6 environment.
- 7 • *target-offload-var* - controls the offloading behavior. One copy of this ICV exists for the whole
8 program.
- 9 • *max-task-priority-var* - controls the maximum priority value that can be specified in the
10 **priority** clause of the **task** construct. One copy of this ICV exists for the whole program.
- 11 The following ICVs store values that affect the operation of the OMPT tool interface.
- 12 • *tool-var* - controls whether an OpenMP implementation will try to register a tool. One copy of
13 this ICV exists for the whole program.
- 14 • *tool-libraries-var* - specifies a list of absolute paths to tool libraries for OpenMP devices. One
15 copy of this ICV exists for the whole program.
- 16 • *tool-verbose-init-var* - controls whether an OpenMP implementation will verbosely log the
17 registration of a tool. One copy of this ICV exists for the whole program.
- 18 The following ICVs store values that affect the operation of the OMPD tool interface.
- 19 • *debug-var* - controls whether an OpenMP implementation will collect information that an
20 OMP library can access to satisfy requests from a tool. One copy of this ICV exists for the
21 whole program.
- 22 The following ICVs store values that may be queried by interface routines.
- 23 • *num-procs-var* - the number of processors that are available to the device. One copy of this ICV
24 exists per device.
- 25 • *thread-num-var* - the thread number of an implicit task within its binding team. One copy of this
26 ICV exists per data environment.
- 27 • *final-task-var* - whether a given task is a final task. One copy of this ICV exists per data
28 environment.
- 29 • *implicit-task-var* - whether a given task is an implicit task. One copy of this ICV exists per data
30 environment.
- 31 • *team-size-var* - the size of the current team. One copy of this ICV exists per data environment.
- 32 The following ICV stores values that affect default memory allocation.

- *def-allocator-var* - controls the memory allocator to be used by memory allocation routines, directives and clauses when a memory allocator is not specified by the user. One copy of this ICV exists per implicit task.

The following ICVs store values that affect the operation of **teams** regions.

- *nteams-var* - controls the number of teams requested for encountered **teams** regions. One copy of this ICV exists per device.
- *teams-thread-limit-var* - controls the maximum number of threads that participate in each contention group created by a **teams** construct. One copy of this ICV exists per device.

2.4.2 ICV Initialization

Table 2.1 shows the ICVs, associated environment variables, and initial values.

TABLE 2.1: ICV Initial Values

ICV	Environment Variable	Initial value
<i>dyn-var</i>	OMP_DYNAMIC	See description below
<i>nthreads-var</i>	OMP_NUM_THREADS	Implementation defined
<i>run-sched-var</i>	OMP_SCHEDULE	Implementation defined
<i>def-sched-var</i>	(none)	Implementation defined
<i>bind-var</i>	OMP_PROC_BIND	Implementation defined
<i>stacksize-var</i>	OMP_STACKSIZE	Implementation defined
<i>wait-policy-var</i>	OMP_WAIT_POLICY	Implementation defined
<i>thread-limit-var</i>	OMP_THREAD_LIMIT	Implementation defined
<i>max-active-levels-var</i>	OMP_MAX_ACTIVE_LEVELS, OMP_NESTED, OMP_NUM_THREADS, OMP_PROC_BIND	Implementation defined
<i>active-levels-var</i>	(none)	<i>zero</i>
<i>levels-var</i>	(none)	<i>zero</i>
<i>place-partition-var</i>	OMP_PLACES	Implementation defined

table continued on next page

table continued from previous page

ICV	Environment Variable	Initial value
<i>cancel-var</i>	OMP_CANCELLATION	<i>false</i>
<i>display-affinity-var</i>	OMP_DISPLAY_AFFINITY	<i>false</i>
<i>affinity-format-var</i>	OMP_AFFINITY_FORMAT	Implementation defined
<i>default-device-var</i>	OMP_DEFAULT_DEVICE	Implementation defined
<i>target-offload-var</i>	OMP_TARGET_OFFLOAD	DEFAULT
<i>max-task-priority-var</i>	OMP_MAX_TASK_PRIORITY	<i>zero</i>
<i>tool-var</i>	OMP_TOOL	<i>enabled</i>
<i>tool-libraries-var</i>	OMP_TOOL_LIBRARIES	<i>empty string</i>
<i>tool-verbose-init-var</i>	OMP_TOOL_VERBOSE_INIT	<i>disabled</i>
<i>debug-var</i>	OMP_DEBUG	<i>disabled</i>
<i>num-procs-var</i>	(none)	Implementation defined
<i>thread-num-var</i>	(none)	<i>zero</i>
<i>final-task-var</i>	(none)	<i>false</i>
<i>implicit-task-var</i>	(none)	<i>true</i>
<i>team-size-var</i>	(none)	<i>one</i>
<i>def-allocator-var</i>	OMP_ALLOCATOR	Implementation defined
<i>ntteams-var</i>	OMP_NUM_TEAMS	<i>zero</i>
<i>teams-thread-limit-var</i>	OMP_TEAMS_THREAD_LIMIT	<i>zero</i>

1 Each ICV that does not have global scope (see Table 2.3) has a set of device-specific environment
 2 variables that extend the variables defined in Table 2.1 with the following syntax:

3 `<ENVIRONMENT VARIABLE>_DEV[_<device>]`

4 where `<ENVIRONMENT VARIABLE>` is one of the variables from Table 2.1 and `<device>` is the
 5 device number as specified in the **device** clause (see Section 2.14).

6 Description

- 7 • Each device has its own ICVs.
- 8 • The initial value of *dyn-var* is implementation defined if the implementation supports dynamic
 9 adjustment of the number of threads; otherwise, the initial value is *false*.

- 1 • The value of the *nthreads-var* ICV is a list.
- 2 • The value of the *bind-var* ICV is a list.

3 The host and non-host device ICVs are initialized before any OpenMP API construct or OpenMP
4 API routine executes. After the initial values are assigned, the values of any OpenMP environment
5 variables that were set by the user are read and the associated ICVs are modified accordingly. If no
6 *<device>* number is specified on the device-specific environment variable then the value is applied
7 to all non-host devices.

8 **Cross References**

- 9 • **OMP_SCHEDULE** environment variable, see Section 6.1.
- 10 • **OMP_NUM_THREADS** environment variable, see Section 6.2.
- 11 • **OMP_DYNAMIC** environment variable, see Section 6.3.
- 12 • **OMP_PROC_BIND** environment variable, see Section 6.4.
- 13 • **OMP_PLACES** environment variable, see Section 6.5.
- 14 • **OMP_STACKSIZE** environment variable, see Section 6.6.
- 15 • **OMP_WAIT_POLICY** environment variable, see Section 6.7.
- 16 • **OMP_MAX_ACTIVE_LEVELS** environment variable, see Section 6.8.
- 17 • **OMP_NESTED** environment variable, see Section 6.9.
- 18 • **OMP_THREAD_LIMIT** environment variable, see Section 6.10.
- 19 • **OMP_CANCELLATION** environment variable, see Section 6.11.
- 20 • **OMP_DISPLAY_AFFINITY** environment variable, see Section 6.13.
- 21 • **OMP_AFFINITY_FORMAT** environment variable, see Section 6.14.
- 22 • **OMP_DEFAULT_DEVICE** environment variable, see Section 6.15.
- 23 • **OMP_MAX_TASK_PRIORITY** environment variable, see Section 6.16.
- 24 • **OMP_TARGET_OFFLOAD** environment variable, see Section 6.17.
- 25 • **OMP_TOOL** environment variable, see Section 6.18.
- 26 • **OMP_TOOL_LIBRARIES** environment variable, see Section 6.19.
- 27 • **OMP_DEBUG** environment variable, see Section 6.21.
- 28 • **OMP_ALLOCATOR** environment variable, see Section 6.22.
- 29 • **OMP_NUM_TEAMS** environment variable, see Section 6.23.
- 30 • **OMP_TEAMS_THREAD_LIMIT** environment variable, see Section 6.24.

2.4.3 Modifying and Retrieving ICV Values

Table 2.2 shows the method for modifying and retrieving the values of ICVs through OpenMP API routines. If an ICV is not listed in this table, no OpenMP API routine modifies or retrieves this ICV.

TABLE 2.2: Ways to Modify and to Retrieve ICV Values

ICV	Ways to Modify Value	Ways to Retrieve Value
<i>dyn-var</i>	<code>omp_set_dynamic</code>	<code>omp_get_dynamic</code>
<i>nthreads-var</i>	<code>omp_set_num_threads</code>	<code>omp_get_max_threads</code>
<i>run-sched-var</i>	<code>omp_set_schedule</code>	<code>omp_get_schedule</code>
<i>bind-var</i>	(none)	<code>omp_get_proc_bind</code>
<i>thread-limit-var</i>	<code>target</code> construct, <code>teams</code> construct	<code>omp_get_thread_limit</code>
<i>max-active-levels-var</i>	<code>omp_set_max_active_levels</code> , <code>omp_set_nested</code>	<code>omp_get_max_active_levels</code>
<i>active-levels-var</i>	(none)	<code>omp_get_active_level</code>
<i>levels-var</i>	(none)	<code>omp_get_level</code>
<i>place-partition-var</i>	(none)	See description below
<i>cancel-var</i>	(none)	<code>omp_get_cancellation</code>
<i>affinity-format-var</i>	<code>omp_set_affinity_format</code>	<code>omp_get_affinity_format</code>
<i>default-device-var</i>	<code>omp_set_default_device</code>	<code>omp_get_default_device</code>
<i>max-task-priority-var</i>	(none)	<code>omp_get_max_task_priority</code>
<i>num-procs-var</i>	(none)	<code>omp_get_num_procs</code>
<i>thread-num-var</i>	(none)	<code>omp_get_thread_num</code>
<i>final-task-var</i>	(none)	<code>omp_in_final</code>
<i>team-size-var</i>	(none)	<code>omp_get_num_threads</code>
<i>def-allocator-var</i>	<code>omp_set_default_allocator</code>	<code>omp_get_default_allocator</code>
<i>ntteams-var</i>	<code>omp_set_num_teams</code>	<code>omp_get_max_teams</code>
<i>teams-thread-limit-var</i>	<code>omp_set_teams_thread_limit</code>	<code>omp_get_teams_thread_limit</code>

Description

- The value of the *nthreads-var* ICV is a list. The runtime call `omp_set_num_threads` sets the value of the first element of this list, and `omp_get_max_threads` retrieves the value of the first element of this list.

- The value of the *bind-var* ICV is a list. The runtime call `omp_get_proc_bind` retrieves the value of the first element of this list.
- Detailed values in the *place-partition-var* ICV are retrieved using the runtime calls `omp_get_partition_num_places`, `omp_get_partition_place_nums`, `omp_get_place_num_procs`, and `omp_get_place_proc_ids`.

Cross References

- `thread_limit` clause of the `teams` construct, see Section 2.7.
- `thread_limit` clause of the `target` construct, see Section 2.14.5.
- `omp_set_num_threads` routine, see Section 3.2.1.
- `omp_get_num_threads` routine, see Section 3.2.2.
- `omp_get_max_threads` routine, see Section 3.2.3.
- `omp_get_thread_num` routine, see Section 3.2.4.
- `omp_set_dynamic` routine, see Section 3.2.6.
- `omp_get_dynamic` routine, see Section 3.2.7.
- `omp_get_cancellation` routine, see Section 3.2.8.
- `omp_set_nested` routine, see Section 3.2.9.
- `omp_set_schedule` routine, see Section 3.2.11.
- `omp_get_schedule` routine, see Section 3.2.12.
- `omp_get_thread_limit` routine, see Section 3.2.13.
- `omp_get_supported_active_levels`, see Section 3.2.14.
- `omp_set_max_active_levels` routine, see Section 3.2.15.
- `omp_get_max_active_levels` routine, see Section 3.2.16.
- `omp_get_level` routine, see Section 3.2.17.
- `omp_get_active_level` routine, see Section 3.2.20.
- `omp_get_proc_bind` routine, see Section 3.3.1.
- `omp_get_place_num_procs` routine, see Section 3.3.3.
- `omp_get_place_proc_ids` routine, see Section 3.3.4.
- `omp_get_partition_num_places` routine, see Section 3.3.6.
- `omp_get_partition_place_nums` routine, see Section 3.3.7.
- `omp_set_affinity_format` routine, see Section 3.3.8.

- 1 • `omp_get_affinity_format` routine, see Section 3.3.9.
- 2 • `omp_set_num_teams` routine, see Section 3.4.3.
- 3 • `omp_get_max_teams` routine, see Section 3.4.4.
- 4 • `omp_set_teams_thread_limit` routine, see Section 3.4.5.
- 5 • `omp_get_teams_thread_limit` routine, see Section 3.4.6.
- 6 • `omp_get_max_task_priority` routine, see Section 3.5.1.
- 7 • `omp_in_final` routine, see Section 3.5.2.
- 8 • `omp_get_num_procs` routine, see Section 3.7.1.
- 9 • `omp_set_default_device` routine, see Section 3.7.2.
- 10 • `omp_get_default_device` routine, see Section 3.7.3.
- 11 • `omp_set_default_allocator` routine, see Section 3.13.4.
- 12 • `omp_get_default_allocator` routine, see Section 3.13.5.

13 2.4.4 How ICVs are Scoped

14 Table 2.3 shows the ICVs and their scope.

TABLE 2.3: Scopes of ICVs

ICV	Scope
<i>dyn-var</i>	data environment
<i>nthreads-var</i>	data environment
<i>run-sched-var</i>	data environment
<i>def-sched-var</i>	device
<i>bind-var</i>	data environment
<i>stacksize-var</i>	device
<i>wait-policy-var</i>	device
<i>thread-limit-var</i>	data environment
<i>max-active-levels-var</i>	data environment

table continued on next page

table continued from previous page

ICV	Scope
<i>active-levels-var</i>	data environment
<i>levels-var</i>	data environment
<i>place-partition-var</i>	implicit task
<i>cancel-var</i>	global
<i>display-affinity-var</i>	global
<i>affinity-format-var</i>	device
<i>default-device-var</i>	data environment
<i>target-offload-var</i>	global
<i>max-task-priority-var</i>	global
<i>tool-var</i>	global
<i>tool-libraries-var</i>	global
<i>tool-verbose-init-var</i>	global
<i>debug-var</i>	global
<i>num-procs-var</i>	device
<i>thread-num-var</i>	implicit task
<i>final-task-var</i>	data environment
<i>implicit-task-var</i>	data environment
<i>team-size-var</i>	team
<i>def-allocator-var</i>	implicit task
<i>nteam-var</i>	device
<i>teams-thread-limit-var</i>	device

Description

- One copy of each ICV with device scope exists per device.
- Each data environment has its own copies of ICVs with data environment scope.
- Each implicit task has its own copy of ICVs with implicit task scope.

Calls to OpenMP API routines retrieve or modify data environment scoped ICVs in the data environment of their binding tasks.

2.4.4.1 How the Per-Data Environment ICVs Work

When a **task** construct, a **parallel** construct or a **teams** construct is encountered, each generated task inherits the values of the data environment scoped ICVs from each generating task's ICV values.

When a **parallel** construct is encountered, the value of each ICV with implicit task scope is inherited from the implicit binding task of the generating task unless otherwise specified.

When a **task** construct is encountered, the generated task inherits the value of *nthreads-var* from the generating task's *nthreads-var* value. When a **parallel** construct is encountered, and the generating task's *nthreads-var* list contains a single element, the generated implicit tasks inherit that list as the value of *nthreads-var*. When a **parallel** construct is encountered, and the generating task's *nthreads-var* list contains multiple elements, the generated implicit tasks inherit the value of *nthreads-var* as the list obtained by deletion of the first element from the generating task's *nthreads-var* value. The *bind-var* ICV is handled in the same way as the *nthreads-var* ICV.

When a *target task* executes an active **target** region, the generated initial task uses the values of the data environment scoped ICVs from the device data environment ICV values of the device that will execute the region.

When a *target task* executes an inactive **target** region, the generated initial task uses the values of the data environment scoped ICVs from the data environment of the task that encountered the **target** construct.

If a **target** construct with a **thread_limit** clause is encountered, the *thread-limit-var* ICV from the data environment of the generated initial task is instead set to an implementation defined value between one and the value specified in the clause.

If a **target** construct with no **thread_limit** clause is encountered, the *thread-limit-var* ICV from the data environment of the generated initial task is set to an implementation defined value that is greater than zero.

If a **teams** construct with a **thread_limit** clause is encountered, the *thread-limit-var* ICV from the data environment of the initial task for each team is instead set to an implementation defined value between one and the value specified in the clause.

If a **teams** construct with no **thread_limit** clause is encountered, the *thread-limit-var* ICV from the data environment of the initial task of each team is set to an implementation defined value that is greater than zero and does not exceed *teams-thread-limit-var*, if *teams-thread-limit-var* is greater than zero.

When encountering a worksharing-loop region for which the **runtime** schedule kind is specified, all implicit task regions that constitute the binding parallel region must have the same value for *run-sched-var* in their data environments. Otherwise, the behavior is unspecified.

2.4.5 ICV Override Relationships

Table 2.4 shows the override relationships among construct clauses and ICVs. The table only lists ICVs that can be overwritten by a clause.

TABLE 2.4: ICV Override Relationships

ICV	construct clause, if used
<i>nthreads-var</i>	num_threads
<i>run-sched-var</i>	schedule
<i>def-sched-var</i>	schedule
<i>bind-var</i>	proc_bind
<i>def-allocator-var</i>	allocator
<i>ntteams-var</i>	num_teams
<i>teams-thread-limit-var</i>	thread_limit

Description

- The **num_threads** clause overrides the value of the first element of the *nthreads-var* ICV.
- If a **schedule** clause specifies a modifier then that modifier overrides any modifier that is specified in the *run-sched-var* ICV.
- If *bind-var* is not set to *false* then the **proc_bind** clause overrides the value of the first element of the *bind-var* ICV; otherwise, the **proc_bind** clause has no effect.

Cross References

- **parallel** construct, see Section 2.6.
- **proc_bind** clause, Section 2.6.
- **num_threads** clause, see Section 2.6.1.
- **num_teams** clause, see Section 2.7.
- **thread_limit** clause, see Section 2.7.
- Worksharing-loop construct, see Section 2.11.4.
- **schedule** clause, see Section 2.11.4.1.

2.5 Informational and Utility Directives

This section covers all directives that may function as an informational directive or a utility directive in an OpenMP program.

2.5.1 `requires` Directive

Summary

The `requires` directive specifies the features that an implementation must provide in order for the code to compile and to execute correctly. The `requires` directive is an informational directive.

Syntax

C / C++

The syntax of the `requires` directive is as follows:

```
#pragma omp requires clause[ [ [, ] clause ] ... ] new-line
```

where *clause* is either a clause of the form `ext_implementation-defined-requirement` for an implementation defined requirement clause or one of the requirement clauses listed below:

```
reverse_offload  
unified_address  
unified_shared_memory  
atomic_default_mem_order(seq_cst | acq_rel | relaxed)  
dynamic_allocators
```

C / C++

Fortran

The syntax of the `requires` directive is as follows:

```
!$omp requires clause[ [ [, ] clause ] ... ]
```

where *clause* is either a clause of the form `ext_implementation-defined-requirement` for an implementation defined requirement clause or one of the requirement clauses listed below:

```
reverse_offload  
unified_address  
unified_shared_memory  
atomic_default_mem_order(seq_cst | acq_rel | relaxed)  
dynamic_allocators
```

Fortran

Description

The **requires** directive specifies features that an implementation must support for correct execution. The behavior that a requirement clause specifies may override the normal behavior specified elsewhere in this document. Whether an implementation supports the feature that a given requirement clause specifies is implementation defined.

The **requires** directive specifies requirements for the execution of all code in the current compilation unit.

Note – Use of this directive makes your code less portable. Users should be aware that not all devices or implementations support all requirements.

When the **reverse_offload** clause appears on a **requires** directive, the implementation guarantees that a **target** region, for which the **target** construct specifies a **device** clause in which the **ancestor** modifier appears, can execute on the parent device of an enclosing **target** region.

When the **unified_address** clause appears on a **requires** directive, the implementation guarantees that all devices accessible through OpenMP API routines and directives use a unified address space. In this address space, a pointer will always refer to the same location in memory from all devices accessible through OpenMP. Any OpenMP mechanism that returns a device pointer is guaranteed to return a device address that supports pointer arithmetic, and the **is_device_ptr** clause is not necessary to obtain device addresses from device pointers for use inside **target** regions. Host pointers may be passed as device pointer arguments to device memory routines and device pointers may be passed as host pointer arguments to device memory routines. Non-host devices may still have discrete memories and dereferencing a device pointer on the host device or a host pointer on a non-host device remains unspecified behavior.

C / C++

When the **unified_address** clause appears on a **requires** directive, the base pointer of a zero-length array section that is mapped on a **target** construct and for which a matching mapped list item cannot be found is not initialized to *NULL* but instead retains its original value.

C / C++

Memory local to a specific execution context may be exempt from the **unified_address** requirement, following the restrictions of locality to a given execution context, thread or contention group.

The **unified_shared_memory** clause implies the **unified_address** requirement, inheriting all of its behaviors. Additionally, storage locations in memory are accessible to threads on all available devices that are supported by the implementation, except for memory that is local to a specific execution context as defined in the description of **unified_address** above. Every device address that refers to storage allocated through OpenMP device memory routines is a valid host pointer that may be dereferenced.

1 The **unified_shared_memory** clause makes the **map** clause optional on **target** constructs
2 and the **declare target** directive optional for variables with static storage duration that are accessed
3 inside functions to which a **declare target** directive is applied. Scalar variables are still firstprivate
4 by default when referenced inside **target** constructs. Values stored into memory by one device
5 may not be visible to another device until those two devices synchronize with each other or both
6 devices synchronize with the host.

7 The **atomic_default_mem_order** clause specifies the default memory ordering behavior for
8 **atomic** constructs that must be provided by an implementation. Its parameter appears as a clause
9 on any **atomic** construct that does not already specify a memory order clause.

10 The **dynamic_allocators** clause removes certain restrictions on the use of memory allocators
11 in **target** regions. It makes the **uses_allocators** clause optional on **target** constructs for
12 the purpose of using allocators in the corresponding **target** regions. It allows calls to the
13 **omp_init_allocator** and **omp_destroy_allocator** API routines in **target** regions.
14 Finally, it allows default allocators to be used by **allocate** directives, **allocate** clauses, and
15 **omp_alloc** API routines in **target** regions.

16 Implementers are allowed to include additional implementation-defined requirement clauses. All
17 implementation defined requirements should begin with **ext_**. Requirement names that do not
18 start with **ext_** are reserved.

19 The clauses of a **requires** directive are added to the *requires* trait in the OpenMP context for all
20 program points that follow the directive.

21 **Restrictions**

22 The restrictions to the **requires** directive are as follows:

- 23 • Each of the clauses can appear at most once on the directive.
- 24 • All **atomic_default_mem_order** clauses that appear on a **requires** directive in the
25 same compilation unit must specify the same parameter.
- 26 • A **requires** directive with a **unified_address**, **unified_shared_memory**, or
27 **reverse_offload** clause must appear lexically before any device constructs or device
28 routines.
- 29 • A **requires** directive may not appear lexically after a context selector in which any clause of
30 the **requires** directive is used.
- 31 • A **requires** directive with any of the following clauses must appear in all *compilation units* of
32 a program that contain device constructs or device routines or in none of them:
 - 33 – **reverse_offload**
 - 34 – **unified_address**
 - 35 – **unified_shared_memory**

1 • The **requires** directive with **atomic_default_mem_order** clause may not appear
2 lexically after any **atomic** construct on which *memory-order-clause* is not specified.

C

3 • The **requires** directive may only appear at file scope.

C

C++

4 • The **requires** directive may only appear at file or namespace scope.

C++

Fortran

5 • The **requires** directive must appear in the specification part of a *program unit*, after any **USE**
6 statement, any **IMPORT** statement, and any **IMPLICIT** statement, unless the directive appears
7 by referencing a module and each clause already appeared with the same parameters in the
8 specification part of the *program unit*.

Fortran

2.5.2 Assume Directive

Summary

The assume directive provides invariants to the implementation that may be used for optimization purposes. If the invariants do not hold at runtime, the behavior is unspecified. The assume directive is an informational directive.

Syntax

C / C++

The syntax of the assume directive is as follows:

```
#pragma omp assumes clause[ [ [, ] clause ] ... ] new-line
```

or

```
#pragma omp begin assumes clause[ [ [, ] clause ] ... ] new-line  
    declaration-definition-seq  
#pragma omp end assumes new-line
```

or

```
#pragma omp assume clause[ [ [, ] clause ] ... ] new-line  
    structured-block
```

where *clause* is either *assumption-clause* or a clause of the form **ext_implementation-defined-assumption** for an implementation-defined assumption clause, and where *assumption-clause* is one of the following:

```
1      absent (directive-name [[, directive-name]...])
2      contains (directive-name [[, directive-name]...])
3      holds (scalar-expression)
4      no_omp
5      no_omp_routines
6      no_parallelism
```

C / C++

Fortran

7 The syntax of the assume directive is as follows:

```
8 !$omp assumes clause [ [ [, ] clause] ... ]
```

9 or

```
10 !$omp assume clause [ [ [, ] clause] ... ]
11      loosely-structured-block
12 !$omp end assume
```

13 or

```
14 !$omp assume clause [ [ [, ] clause] ... ]
15      strictly-structured-block
16 [!$omp end assume]
```

17 where *clause* is either *assumption-clause* or a clause of the form

18 **ext_implementation-defined-assumption** for an implementation-defined assumption clause,

19 where *assumption-clause* is one of the following:

```
20      absent (directive-name [[, directive-name]...])
21      contains (directive-name [[, directive-name]...])
22      holds (scalar-logical-expression)
23      no_omp
24      no_omp_routines
25      no_parallelism
```

Fortran

Description

The `assume` directive gives the implementation additional information about the expected properties of the program that can optionally be used to optimize the implementation. An implementation may ignore this information without altering the behavior of the program.

The scope of the `assumes` directive is the code executed and reached from the current compilation unit. The scope of the `assume` directive is the code executed in the corresponding region or in any region that is nested in the corresponding region.

▼ C / C++ ▼

The scope of the `begin assumes` directive is the code that is executed and reached from any of the declared functions in *declaration-definition-seq*.

▲ C / C++ ▲

The `absent` and `contains` clauses accept a list of one or more directive names that may match a construct that is encountered within the scope of the directive. An encountered construct matches the directive name if it has the same name as one of the specified directive names or if it is a combined or composite construct for which a constituent construct has the same name as one of the specified directive names.

When the `absent` clause appears on an `assume` directive, the application guarantees that no constructs that match a listed directive name are encountered in the scope of the `assume` directive.

When the `contains` clause appears on an `assume` directive, the application provides a hint that constructs that match the listed directive names are likely to be encountered in the scope of the `assume` directive.

When the `holds` clause appears on an `assume` directive, the application guarantees that the listed expression evaluates to *true* in the scope of the directive. The effect of the clause does not include an evaluation of the expression that is observable.

The `no_openmp` clause guarantees that no OpenMP related code is executed in the scope of the directive.

The `no_openmp_routines` clause guarantees that no explicit OpenMP runtime library calls are executed in the scope of the directive.

The `no_parallelism` clause guarantees that no OpenMP tasks (explicit or implicit) will be generated and that no SIMD constructs will be executed in the scope of the directive.

Implementers are allowed to include additional implementation-defined assumption clauses. All implementation-defined assumptions should begin with `ext_`. Assumption names that do not start with `ext_` are reserved.

Restrictions

The restrictions to the `assume` directive are as follows:

- Each clause except the **absent**, **contains** or **holds** clause can appear at most once on the directive.
- Each *directive-name* listed in the clauses can appear at most once on the directive.
- A *directive-name* that appears in an **absent** or **contains** clause may not be a combined or composite directive name.
- A *directive-name* that appears in an **absent** or **contains** clause may not be a directive that is not associated with the execution of user or implementation code, i.e., a **nothing** directive, a declarative directive, a metadirective, or a loop transformation directive.

C

- The **assumes** directive may only appear at file scope.

C

C++

- The **assumes** directive may only appear at file or namespace scope.

C++

Fortran

- The **assumes** directive may only appear in the specification part of a module or subprogram, after any **USE** statement, any **IMPORT** statement, and any **IMPLICIT** statement.

Fortran

2.5.3 nothing Directive

Summary

The **nothing** directive has no effect. It can be used in a metadirective and other contexts to indicate explicitly that the intent is to have no effect on the execution of the OpenMP program. The **nothing** directive is a utility directive.

Syntax

C / C++

The syntax of the **nothing** directive is as follows:

```
#pragma omp nothing new-line
```

C / C++

Fortran

The syntax of the **nothing** directive is as follows:

```
!$omp nothing
```

Fortran

Description

The **nothing** directive has no effect on the execution of the OpenMP program.

Cross References

- Metadirectives, see Section 2.3.4.

2.5.4 error Directive

Summary

The **error** directive instructs the compiler or runtime to display a message and to perform an error action. The **error** directive is a utility directive unless the **at** clause is specified with the **execution** value, in which case the **error** directive is a stand-alone directive.

Syntax

C / C++

The syntax of the **error** directive is as follows:

```
#pragma omp error [clause[ [, ] clause] ... ] new-line
```

where *clause* is one of the following:

```
at (compilation | execution)  
severity (fatal | warning)  
message (msg-string)
```

where *msg-string* is a string of const char * type.

C / C++

Fortran

The syntax of the **error** directive is as follows:

```
!$omp error [clause[ [, ] clause] ... ]
```

where *clause* is one of the following:

```
at (compilation | execution)  
severity (fatal | warning)  
message (msg-string)
```

where *msg-string* is a character string of character(len=*) type

Fortran

Description

The **error** directive performs an error action. The error action includes the display of an implementation defined message. The **severity** clause determines whether the error action includes anything other than the message display.

The **at** clause determines when the implementation performs the error action. When the **at** clause specifies **compilation**, the error action is performed during compilation if the **error** directive appears in a declarative context or in an executable context that is reachable at runtime. When the **at** clause specifies **compilation** and the **error** directive appears in an executable context that is not reachable at runtime, the error action may or may not be performed. When the **at** clause specifies **execution**, the error action is performed during program execution when a thread encounters the directive. If the **at** clause is not specified then the **error** directive behaves as if the **at** clause specifies **compilation**.

The **severity** clause determines the action that the implementation performs. When the **severity** clause specifies **warning**, the implementation takes no action besides displaying the message. When the **severity** clause specifies **fatal** and the **at** clause specifies **compile** then the message is displayed and compilation of the current compilation unit is aborted. When the **severity** clause specifies **fatal** and the **at** clause specifies **execution** then the message is displayed and program execution is aborted. If no **severity** clause is specified then the **error** directive behaves as if the **severity** clause specifies **fatal**.

If the **message** clause is specified then *msg-string* is included in the implementation defined message.

Execution Model Events

The *runtime-error* event occurs when a thread encounters an **error** directive for which the **at** clause specifies **execution**.

Tool Callbacks

A thread dispatches a registered **ompt_callback_error** callback for each occurrence of a *runtime-error* event in the context of the encountering task. This callback has the type signature **ompt_callback_error_t**.

Restrictions

Restrictions to the **error** directive are as follows:

- At most one **at** clause can appear on the directive.
- At most one **severity** clause can appear on the directive.
- At most one **message** clause can appear on the directive.

Cross References

- Stand-alone directives, see Section [2.1.3](#).
- **ompt_callback_error_t**, see Section [4.5.2.30](#).

2.6 parallel Construct

Summary

The **parallel** construct creates a team of OpenMP threads that execute the region.

Syntax

C / C++

The syntax of the **parallel** construct is as follows:

```
#pragma omp parallel [clause [ , ] clause ... ] new-line  
structured-block
```

where *clause* is one of the following:

```
if ([ parallel : ] scalar-expression)  
num_threads (integer-expression)  
default (data-sharing-attribute)  
private (list)  
firstprivate (list)  
shared (list)  
copyin (list)  
reduction ([reduction-modifier , ] reduction-identifier : list)  
proc_bind (affinity-policy)  
allocate ([allocator : ] list)
```

where *affinity-policy* is one of the following:

```
primary  
master [deprecated]  
close  
spread
```

C / C++

Fortran

The syntax of the **parallel** construct is as follows:

```
!$omp parallel [clause [ , ] clause ... ]  
loosely-structured-block  
!$omp end parallel
```

```
1 or
2 !$omp parallel [clause [ , ] clause ... ]
3     strictly-structured-block
4 [$omp end parallel]
```

5 where *clause* is one of the following:

```
6     if ([ parallel : ] scalar-logical-expression)
7     num_threads (scalar-integer-expression)
8     default (data-sharing-attribute)
9     private (list)
10    firstprivate (list)
11    shared (list)
12    copyin (list)
13    reduction ([reduction-modifier , ] reduction-identifier : list)
14    proc_bind (affinity-policy)
15    allocate ([allocator : ] list)
```

16 where *affinity-policy* is one of the following:

```
17    primary
18    master [deprecated]
19    close
20    spread
```

Fortran

21 Binding

22 The binding thread set for a **parallel** region is the encountering thread. The encountering thread
23 becomes the primary thread of the new team.

24 Description

25 When a thread encounters a **parallel** construct, a team of threads is created to execute the
26 **parallel** region (see Section 2.6.1 for more information about how the number of threads in the
27 team is determined, including the evaluation of the **if** and **num_threads** clauses). The thread
28 that encountered the **parallel** construct becomes the primary thread of the new team, with a
29 thread number of zero for the duration of the new **parallel** region. All threads in the new team,
30 including the primary thread, execute the region. Once the team is created, the number of threads in
31 the team remains constant for the duration of that **parallel** region.

1 The optional **proc_bind** clause, described in Section 2.6.2, specifies the mapping of OpenMP
2 threads to places within the current place partition, that is, within the places listed in the
3 *place-partition-var* ICV for the implicit task of the encountering thread.

4 Within a **parallel** region, thread numbers uniquely identify each thread. Thread numbers are
5 consecutive whole numbers ranging from zero for the primary thread up to one less than the
6 number of threads in the team. A thread may obtain its own thread number by a call to the
7 **omp_get_thread_num** library routine.

8 A set of implicit tasks, equal in number to the number of threads in the team, is generated by the
9 encountering thread. The structured block of the **parallel** construct determines the code that
10 will be executed in each implicit task. Each task is assigned to a different thread in the team and
11 becomes tied. The task region of the task that the encountering thread is executing is suspended and
12 each thread in the team executes its implicit task. Each thread can execute a path of statements that
13 is different from that of the other threads.

14 The implementation may cause any thread to suspend execution of its implicit task at a task
15 scheduling point, and to switch to execution of any explicit task generated by any of the threads in
16 the team, before eventually resuming execution of the implicit task (for more details see
17 Section 2.12).

18 An implicit barrier occurs at the end of a **parallel** region. After the end of a **parallel** region,
19 only the primary thread of the team resumes execution of the enclosing task region.

20 If a thread in a team that is executing a **parallel** region encounters another **parallel**
21 directive, it creates a new team, according to the rules in Section 2.6.1, and it becomes the primary
22 thread of that new team.

23 If execution of a thread terminates while inside a **parallel** region, execution of all threads in all
24 teams terminates. The order of termination of threads is unspecified. All work done by a team prior
25 to any barrier that the team has passed in the program is guaranteed to be complete. The amount of
26 work done by each thread after the last barrier that it passed and before it terminates is unspecified.

27 Execution Model Events

28 The *parallel-begin* event occurs in a thread that encounters a **parallel** construct before any
29 implicit task is created for the corresponding **parallel** region.

30 Upon creation of each implicit task, an *implicit-task-begin* event occurs in the thread that executes
31 the implicit task after the implicit task is fully initialized but before the thread begins to execute the
32 structured block of the **parallel** construct.

33 If the **parallel** region creates a native thread, a *native-thread-begin* event occurs as the first
34 event in the context of the new thread prior to the *implicit-task-begin* event.

35 Events associated with implicit barriers occur at the end of a **parallel** region. Section 2.19.3
36 describes events associated with implicit barriers.

37 When a thread finishes an implicit task, an *implicit-task-end* event occurs in the thread after events
38 associated with implicit barrier synchronization in the implicit task.

1 The *parallel-end* event occurs in the thread that encounters the **parallel** construct after the
2 thread executes its *implicit-task-end* event but before the thread resumes execution of the
3 encountering task.

4 If a native thread is destroyed at the end of a **parallel** region, a *native-thread-end* event occurs
5 in the thread as the last event prior to destruction of the thread.

6 **Tool Callbacks**

7 A thread dispatches a registered **ompt_callback_parallel_begin** callback for each
8 occurrence of a *parallel-begin* event in that thread. The callback occurs in the task that encounters
9 the **parallel** construct. This callback has the type signature
10 **ompt_callback_parallel_begin_t**. In the dispatched callback,
11 (*flags & ompt_parallel_team*) evaluates to *true*.

12 A thread dispatches a registered **ompt_callback_implicit_task** callback with
13 **ompt_scope_begin** as its *endpoint* argument for each occurrence of an *implicit-task-begin*
14 event in that thread. Similarly, a thread dispatches a registered
15 **ompt_callback_implicit_task** callback with **ompt_scope_end** as its *endpoint*
16 argument for each occurrence of an *implicit-task-end* event in that thread. The callbacks occur in
17 the context of the implicit task and have type signature **ompt_callback_implicit_task_t**.
18 In the dispatched callback, (*flags & ompt_task_implicit*) evaluates to *true*.

19 A thread dispatches a registered **ompt_callback_parallel_end** callback for each
20 occurrence of a *parallel-end* event in that thread. The callback occurs in the task that encounters
21 the **parallel** construct. This callback has the type signature
22 **ompt_callback_parallel_end_t**.

23 A thread dispatches a registered **ompt_callback_thread_begin** callback for the
24 *native-thread-begin* event in that thread. The callback occurs in the context of the thread. The
25 callback has type signature **ompt_callback_thread_begin_t**.

26 A thread dispatches a registered **ompt_callback_thread_end** callback for the
27 *native-thread-end* event in that thread. The callback occurs in the context of the thread. The
28 callback has type signature **ompt_callback_thread_end_t**.

29 **Restrictions**

30 Restrictions to the **parallel** construct are as follows:

- 31 • A program must not depend on any ordering of the evaluations of the clauses of the **parallel**
32 directive, or on any side effects of the evaluations of the clauses.
- 33 • At most one **if** clause can appear on the directive.
- 34 • At most one **proc_bind** clause can appear on the directive.
- 35 • At most one **num_threads** clause can appear on the directive. The **num_threads**
36 expression must evaluate to a positive integer value.

- A **throw** executed inside a **parallel** region must cause execution to resume within the same **parallel** region, and the same thread that threw the exception must catch it.

Cross References

- OpenMP execution model, see Section 1.3.
- **num_threads** clause, see Section 2.6.
- **proc_bind** clause, see Section 2.6.2.
- **allocate** clause, see Section 2.13.4.
- **if** clause, see Section 2.18.
- **default**, **shared**, **private**, **firstprivate**, and **reduction** clauses, see Section 2.21.4.
- **copyin** clause, see Section 2.21.6.
- **omp_get_thread_num** routine, see Section 3.2.4.
- **ompt_scope_begin** and **ompt_scope_end**, see Section 4.4.4.11.
- **ompt_callback_thread_begin_t**, see Section 4.5.2.1.
- **ompt_callback_thread_end_t**, see Section 4.5.2.2.
- **ompt_callback_parallel_begin_t**, see Section 4.5.2.3.
- **ompt_callback_parallel_end_t**, see Section 4.5.2.4.
- **ompt_callback_implicit_task_t**, see Section 4.5.2.11.

2.6.1 Determining the Number of Threads for a parallel Region

When execution encounters a **parallel** directive, the value of the **if** clause or **num_threads** clause (if any) on the directive, the current parallel context, and the values of the *nthreads-var*, *dyn-var*, *thread-limit-var*, and *max-active-levels-var* ICVs are used to determine the number of threads to use in the region.

Using a variable in an **if** or **num_threads** clause expression of a **parallel** construct causes an implicit reference to the variable in all enclosing constructs. The **if** clause expression and the **num_threads** clause expression are evaluated in the context outside of the **parallel** construct, and no ordering of those evaluations is specified. In what order or how many times any side effects of the evaluation of the **num_threads** or **if** clause expressions occur is also unspecified.

1 When a thread encounters a **parallel** construct, the number of threads is determined according
2 to Algorithm 2.1.

3 **Algorithm 2.1**

6 **let** *ThreadsBusy* be the number of OpenMP threads currently executing in this contention group;
7 **if** an **if** clause exists
8 **then let** *IfClauseValue* be the value of the **if** clause expression;
9 **else let** *IfClauseValue* = *true*;
10 **if** a **num_threads** clause exists
11 **then let** *ThreadsRequested* be the value of the **num_threads** clause expression;
12 **else let** *ThreadsRequested* = value of the first element of *nthreads-var*;
13 **let** *ThreadsAvailable* = (*thread-limit-var* - *ThreadsBusy* + 1);
14 **if** (*IfClauseValue* = *false*)
15 **then** number of threads = 1;
16 **else if** (*active-levels-var* \geq *max-active-levels-var*)
17 **then** number of threads = 1;
18 **else if** (*dyn-var* = *true*) **and** (*ThreadsRequested* \leq *ThreadsAvailable*)
19 **then** $1 \leq$ number of threads \leq *ThreadsRequested*;
20 **else if** (*dyn-var* = *true*) **and** (*ThreadsRequested* $>$ *ThreadsAvailable*)
21 **then** $1 \leq$ number of threads \leq *ThreadsAvailable*;
22 **else if** (*dyn-var* = *false*) **and** (*ThreadsRequested* \leq *ThreadsAvailable*)
23 **then** number of threads = *ThreadsRequested*;
24 **else if** (*dyn-var* = *false*) **and** (*ThreadsRequested* $>$ *ThreadsAvailable*)
25 **then** behavior is implementation defined;

1
2 **Note** – Since the initial value of the *dyn-var* ICV is implementation defined, programs that depend
3 on a specific number of threads for correct execution should explicitly disable dynamic adjustment
4 of the number of threads.
5

6 **Cross References**

- 7 • *nthreads-var*, *dyn-var*, *thread-limit-var*, and *max-active-levels-var* ICVs, see Section 2.4.
- 8 • **parallel** construct, see Section 2.6.
- 9 • **num_threads** clause, see Section 2.6.
- 10 • **if** clause, see Section 2.18.

11 **2.6.2 Controlling OpenMP Thread Affinity**

12 When a thread encounters a **parallel** directive without a **proc_bind** clause, the *bind-var* ICV
13 is used to determine the policy for assigning OpenMP threads to places within the current place
14 partition, that is, within the places listed in the *place-partition-var* ICV for the implicit task of the
15 encountering thread. If the **parallel** directive has a **proc_bind** clause then the binding policy
16 specified by the **proc_bind** clause overrides the policy specified by the first element of the
17 *bind-var* ICV. Once a thread in the team is assigned to a place, the OpenMP implementation should
18 not move it to another place.

19 The **primary** thread affinity policy instructs the execution environment to assign every thread in
20 the team to the same place as the primary thread. The place partition is not changed by this policy,
21 and each implicit task inherits the *place-partition-var* ICV of the parent implicit task. The **master**
22 thread-affinity policy, which has been deprecated, has identical semantics to the **primary** thread
23 affinity policy.

24 The **close** thread affinity policy instructs the execution environment to assign the threads in the
25 team to places close to the place of the parent thread. The place partition is not changed by this
26 policy, and each implicit task inherits the *place-partition-var* ICV of the parent implicit task. If T
27 is the number of threads in the team, and P is the number of places in the parent's place partition,
28 then the assignment of threads in the team to places is as follows:

- 29 • $T \leq P$: The primary thread executes on the place of the parent thread. The thread with the next
30 smallest thread number executes on the next place in the place partition, and so on, with wrap
31 around with respect to the place partition of the primary thread.
- 32 • $T > P$: Each place p will contain S_p threads with consecutive thread numbers where
33 $\lceil T/P \rceil \leq S_p \leq \lfloor T/P \rfloor$. The first S_0 threads (including the primary thread) are assigned to the
34 place of the parent thread. The next S_1 threads are assigned to the next place in the place
35 partition, and so on, with wrap around with respect to the place partition of the primary thread.

1 When P does not divide T evenly, the exact number of threads in a particular place is
2 implementation defined.

3 The purpose of the **spread** thread affinity policy is to create a sparse distribution for a team of T
4 threads among the P places of the parent's place partition. A sparse distribution is achieved by first
5 subdividing the parent partition into T subpartitions if $T \leq P$, or P subpartitions if $T > P$. Then
6 one thread ($T \leq P$) or a set of threads ($T > P$) is assigned to each subpartition. The
7 *place-partition-var* ICV of each implicit task is set to its subpartition. The subpartitioning is not
8 only a mechanism for achieving a sparse distribution, it also defines a subset of places for a thread
9 to use when creating a nested **parallel** region. The assignment of threads to places is as follows:

- 10 • $T \leq P$: The parent thread's place partition is split into T subpartitions, where each subpartition
11 contains $\lfloor P/T \rfloor$ or $\lceil P/T \rceil$ consecutive places. A single thread is assigned to each subpartition.
12 The primary thread executes on the place of the parent thread and is assigned to the subpartition
13 that includes that place. The thread with the next smallest thread number is assigned to the first
14 place in the next subpartition, and so on, with wrap around with respect to the original place
15 partition of the primary thread.
- 16 • $T > P$: The parent thread's place partition is split into P subpartitions, each consisting of a
17 single place. Each subpartition is assigned S_p threads with consecutive thread numbers, where
18 $\lfloor T/P \rfloor \leq S_p \leq \lceil T/P \rceil$. The first S_0 threads (including the primary thread) are assigned to the
19 subpartition that contains the place of the parent thread. The next S_1 threads are assigned to the
20 next subpartition, and so on, with wrap around with respect to the original place partition of the
21 primary thread. When P does not divide T evenly, the exact number of threads in a particular
22 subpartition is implementation defined.

23 The determination of whether the affinity request can be fulfilled is implementation defined. If the
24 affinity request cannot be fulfilled, then the affinity of threads in the team is implementation defined.

25
26 ▼
27 **Note** – Wrap around is needed if the end of a place partition is reached before all thread
28 assignments are done. For example, wrap around may be needed in the case of **close** and $T \leq P$,
29 if the primary thread is assigned to a place other than the first place in the place partition. In this
30 case, thread 1 is assigned to the place after the place of the primary thread, thread 2 is assigned to
31 the place after that, and so on. The end of the place partition may be reached before all threads are
32 assigned. In this case, assignment of threads is resumed with the first place in the place partition.
33 ▲

2.7 teams Construct

Summary

The **teams** construct creates a league of initial teams and the initial thread in each team executes the region.

Syntax

C / C++

The syntax of the **teams** construct is as follows:

```
#pragma omp teams [clause[ [, ] clause] ... ] new-line
    structured-block
```

where *clause* is one of the following:

```
num_teams ([lower-bound: ]upper-bound)
thread_limit (integer-expression)
default (data-sharing-attribute)
private (list)
firstprivate (list)
shared (list)
reduction ([default , ] reduction-identifier : list)
allocate ([allocator : ] list)
```

and where *lower-bound* and *upper-bound* are scalar integer expressions.

C / C++

Fortran

The syntax of the **teams** construct is as follows:

```
!$omp teams [clause[ [, ] clause] ... ]
    loosely-structured-block
!$omp end teams
```

or

```
!$omp teams [clause[ [, ] clause] ... ]
    strictly-structured-block
[!$omp end teams]
```

1 where *clause* is one of the following:

```
2   num_teams ([lower-bound : ]upper-bound)  
3   thread_limit (scalar-integer-expression)  
4   default (data-sharing-attribute)  
5   private (list)  
6   firstprivate (list)  
7   shared (list)  
8   reduction ([default , ] reduction-identifier : list)  
9   allocate ([allocator : ] list)
```

10 and where *lower-bound* and *upper-bound* are scalar integer expressions.

Fortran

Binding

11 The binding thread set for a **teams** region is the encountering thread.

Description

12
13 When a thread encounters a **teams** construct, a league of teams is created. Each team is an initial
14 team, and the initial thread in each team executes the **teams** region.
15

16 If the **num_teams** clause is present, *lower-bound* is the specified lower bound and *upper-bound* is
17 the specified upper bound on the number of teams requested. If a lower bound is not specified, the
18 lower bound is set to the specified upper bound. The number of teams created is implementation
19 defined, but it will be greater than or equal to the lower bound and less than or equal to the upper
20 bound.

21 If the **num_teams** clause is not specified and the value of the *nteam*s-var ICV is greater than zero,
22 the number of teams created is less or equal to the value of the *nteam*s-var ICV. Otherwise, the
23 number of teams created is implementation defined, but it will be greater than or equal to 1.

24 A thread may obtain the number of teams created by the construct with a call to the
25 **omp_get_num_teams** routine.

26 If a **thread_limit** clause is not present on the **teams** construct, but the construct is closely
27 nested inside a **target** construct on which the **thread_limit** clause is specified, the behavior
28 is as if that **thread_limit** clause is also specified for the **teams** construct.

29 As described in Section 2.4.4.1, the **teams** construct limits the number of threads that may
30 participate in a contention group initiated by each team by setting the value of the *thread-limit-var*
31 ICV for the initial task to an implementation defined value greater than zero. If the
32 **thread_limit** clause is specified, the number of threads will be less than or equal to the value
33 specified in the clause. Otherwise, if the *teams-thread-limit-var* ICV is greater than zero, the
34 number of threads will be less than or equal to that value.

1 On a combined or composite construct that includes **target** and **teams** constructs, the
2 expressions in **num_teams** and **thread_limit** clauses are evaluated on the host device on
3 entry to the **target** construct.

4 Once the teams are created, the number of initial teams remains constant for the duration of the
5 **teams** region.

6 Within a **teams** region, initial team numbers uniquely identify each initial team. Initial team
7 numbers are consecutive whole numbers ranging from zero to one less than the number of initial
8 teams. A thread may obtain its own initial team number by a call to the **omp_get_team_num**
9 library routine.

10 The place list, given by the *place-partition-var* ICV of the encountering thread, is split into
11 subpartitions in an implementation-defined manner, and each team is assigned to a subpartition by
12 setting the *place-partition-var* of its initial thread to the subpartition.

13 The **teams** construct sets the *default-device-var* ICV for each initial thread to an
14 implementation-defined value.

15 After the teams have completed execution of the **teams** region, the encountering task resumes
16 execution of the enclosing task region.

17 Execution Model Events

18 The *teams-begin* event occurs in a thread that encounters a **teams** construct before any initial task
19 is created for the corresponding **teams** region.

20 Upon creation of each initial task, an *initial-task-begin* event occurs in the thread that executes the
21 initial task after the initial task is fully initialized but before the thread begins to execute the
22 structured block of the **teams** construct.

23 If the **teams** region creates a native thread, a *native-thread-begin* event occurs as the first event in
24 the context of the new thread prior to the *initial-task-begin* event.

25 When a thread finishes an initial task, an *initial-task-end* event occurs in the thread.

26 The *teams-end* event occurs in the thread that encounters the **teams** construct after the thread
27 executes its *initial-task-end* event but before it resumes execution of the encountering task.

28 If a native thread is destroyed at the end of a **teams** region, a *native-thread-end* event occurs in the
29 thread as the last event prior to destruction of the thread.

30 Tool Callbacks

31 A thread dispatches a registered **ompt_callback_parallel_begin** callback for each
32 occurrence of a *teams-begin* event in that thread. The callback occurs in the task that encounters the
33 **teams** construct. This callback has the type signature
34 **ompt_callback_parallel_begin_t**. In the dispatched callback,
35 (*flags* & **ompt_parallel_league**) evaluates to *true*.

1 A thread dispatches a registered `ompt_callback_implicit_task` callback with
2 `ompt_scope_begin` as its *endpoint* argument for each occurrence of an *initial-task-begin* in
3 that thread. Similarly, a thread dispatches a registered `ompt_callback_implicit_task`
4 callback with `ompt_scope_end` as its *endpoint* argument for each occurrence of an
5 *initial-task-end* event in that thread. The callbacks occur in the context of the initial task and have
6 type signature `ompt_callback_implicit_task_t`. In the dispatched callback,
7 `(flags & ompt_task_initial)` evaluates to *true*.

8 A thread dispatches a registered `ompt_callback_parallel_end` callback for each
9 occurrence of a *teams-end* event in that thread. The callback occurs in the task that encounters the
10 `teams` construct. This callback has the type signature `ompt_callback_parallel_end_t`.

11 A thread dispatches a registered `ompt_callback_thread_begin` callback for the
12 *native-thread-begin* event in that thread. The callback occurs in the context of the thread. The
13 callback has type signature `ompt_callback_thread_begin_t`.

14 A thread dispatches a registered `ompt_callback_thread_end` callback for the
15 *native-thread-end* event in that thread. The callback occurs in the context of the thread. The
16 callback has type signature `ompt_callback_thread_end_t`.

17 Restrictions

18 Restrictions to the `teams` construct are as follows:

- 19 • A program that branches into or out of a `teams` region is non-conforming.
- 20 • A program must not depend on any ordering of the evaluations of the clauses of the `teams`
21 directive, or on any side effects of the evaluation of the clauses.
- 22 • At most one `thread_limit` clause can appear on the directive. The `thread_limit`
23 expression must evaluate to a positive integer value.
- 24 • At most one `num_teams` clause can appear on the directive. The *lower-bound* and *upper-bound*
25 specified in the `num_teams` clause must evaluate to positive integer values.
- 26 • A `teams` region must be strictly nested within the implicit parallel region that surrounds the
27 whole OpenMP program or a `target` region. If a `teams` region is nested inside a `target`
28 region, the corresponding `target` construct must not contain any statements, declarations or
29 directives outside of the corresponding `teams` construct.
- 30 • `distribute`, `distribute simd`, `distribute parallel worksharing-loop`, `distribute parallel`
31 `worksharing-loop SIMD`, `parallel` regions, including any `parallel` regions arising from
32 combined constructs, `omp_get_num_teams()` regions, and `omp_get_team_num()`
33 regions are the only OpenMP regions that may be strictly nested inside the `teams` region.

Cross References

- `parallel` construct, see Section 2.6.
- `distribute` construct, see Section 2.11.6.1.
- `distribute simd` construct, see Section 2.11.6.2.
- `allocate` clause, see Section 2.13.4.
- `target` construct, see Section 2.14.5.
- Data-sharing attribute clauses, see Section 2.21.4.
- `omp_get_num_teams` routine, see Section 3.4.1.
- `omp_get_team_num` routine, see Section 3.4.2.
- `ompt_callback_thread_begin_t`, see Section 4.5.2.1.
- `ompt_callback_thread_end_t`, see Section 4.5.2.2.
- `ompt_callback_parallel_begin_t`, see Section 4.5.2.3.
- `ompt_callback_parallel_end_t`, see Section 4.5.2.4.
- `ompt_callback_implicit_task_t`, see Section 4.5.2.11.

2.8 masked Construct

Summary

The `masked` construct specifies a structured block that is executed by a subset of the threads of the current team.

Syntax

C / C++

The syntax of the `masked` construct is as follows:

```
#pragma omp masked [ filter(integer-expression) ] new-line  
structured-block
```

C / C++

Fortran

The syntax of the `masked` construct is as follows:

```
!$omp masked [ filter(scalar-integer-expression) ]  
loosely-structured-block  
!$omp end masked
```

1 or

```
2 !$omp masked [ filter(scalar-integer-expression) ]  
3 strictly-structured-block  
4 !$omp end masked]
```

Fortran

5 The **master** construct, which has been deprecated, has the same syntax as the **masked** construct
6 other than the use of **master** as the directive name and that the **filter** clause may not be
7 specified for the **master** construct.

8 Binding

9 The binding thread set for a **masked** region is the current team. A **masked** region binds to the
10 innermost enclosing parallel region.

11 Description

12 Only the threads of the team that executes the binding parallel region that the **filter** clause
13 selects participate in the execution of the structured block of a **masked** region. Other threads in the
14 team do not execute the associated structured block. No implied barrier occurs either on entry to, or
15 exit from, the **masked** construct.

16 If a **filter** clause is present on the construct and the parameter specifies the thread number of the
17 current thread in the current team then the current thread executes the associated structured block.
18 If the **filter** clause is not present, the construct behaves as if the parameter is a constant integer
19 expression that evaluates to zero, so that only the primary thread executes the associated structured
20 block. The use of a variable in a **filter** clause expression causes an implicit reference to the
21 variable in all enclosing constructs. The result of evaluating the parameter of the **filter** clause
22 may vary across threads.

23 If more than one thread in the team executes the structured block of a **masked** region, the
24 structured block must include any synchronization required to ensure that data races do not occur.

25 The **master** construct, which has been deprecated, has identical semantics to the **masked**
26 construct with no **filter** clause present.

27 Execution Model Events

28 The *masked-begin* event occurs in any thread of a team that executes the **masked** region on entry
29 to the region.

30 The *masked-end* event occurs in any thread of a team that executes the **masked** region on exit from
31 the region.

1 Tool Callbacks

2 A thread dispatches a registered `ompt_callback_masked` callback with
3 `ompt_scope_begin` as its *endpoint* argument for each occurrence of a *masked-begin* event in
4 that thread. Similarly, a thread dispatches a registered `ompt_callback_masked` callback with
5 `ompt_scope_end` as its *endpoint* argument for each occurrence of a *masked-end* event in that
6 thread. These callbacks occur in the context of the task executed by the current thread and have the
7 type signature `ompt_callback_masked_t`.

8 Restrictions

9 Restrictions to the `masked` construct are as follows:

- 10
- 11
- A throw executed inside a `masked` region must cause execution to resume within the same `masked` region, and the same thread that threw the exception must catch it.

12 Cross References

- 13
- 14
- 15
- `parallel` construct, see Section 2.6.
 - `ompt_scope_begin` and `ompt_scope_end`, see Section 4.4.4.11.
 - `ompt_callback_masked_t`, see Section 4.5.2.12.

16 2.9 scope Construct

17 Summary

18 The `scope` construct defines a structured block that is executed by all threads in a team but where
19 additional OpenMP operations can be specified.

20 Syntax

21 The syntax of the scope construct is as follows:

```
22 #pragma omp scope [clause[ [, ] clause] ... ] new-line  
23     structured-block
```

24 where *clause* is one of the following:

```
25     private (list)  
26     reduction ([reduction-modifier , ] reduction-identifier : list)  
27     nowait
```


The syntax of the **scope** construct is as follows:

```
!$omp scope [clause[ [, ] clause] ... ]
    loosely-structured-block
!$omp end scope [nowait]
```

or

```
!$omp scope [clause[ [, ] clause] ... ]
    strictly-structured-block
[!$omp end scope [nowait]]
```

where *clause* is one of the following:

```
private(list)
reduction([reduction-modifier ,] reduction-identifier : list)
```

Binding

The binding thread set for a **scope** region is the current team. A **scope** region binds to the innermost enclosing parallel region. Only the threads of the team that executes the binding parallel region participate in the execution of the structured block and the implied barrier of the **scope** region if the barrier is not eliminated by a **nowait** clause.

Description

All encountering threads will execute the structured block associated with the **scope** construct. An implicit barrier occurs at the end of a **scope** region if the **nowait** clause is not specified.

Execution Model Events

The *scope-begin* event occurs after an implicit task encounters a **scope** construct but before the task starts to execute the structured block of the **scope** region.

The *scope-end* event occurs after an implicit task finishes execution of a **scope** region but before it resumes execution of the enclosing region.

Tool Callbacks

A thread dispatches a registered **ompt_callback_work** callback with **ompt_scope_begin** as its *endpoint* argument and **ompt_work_scope** as its *wstype* argument for each occurrence of a *scope-begin* event in that thread. Similarly, a thread dispatches a registered **ompt_callback_work** callback with **ompt_scope_end** as its *endpoint* argument and **ompt_work_scope** as its *wstype* argument for each occurrence of a *scope-end* event in that thread. The callbacks occur in the context of the implicit task. The callbacks have type signature **ompt_callback_work_t**.

Restrictions

Restrictions to the **scope** construct are as follows:

- Each **scope** region must be encountered by all threads in a team or by none at all, unless cancellation has been requested for the innermost enclosing parallel region.
- The sequence of worksharing regions, **scope** regions and **barrier** regions encountered must be the same for every thread in a team.
- At most one **nowait** clause can appear on a **scope** construct.

C++

- A throw executed inside a **scope** region must cause execution to resume within the same **scope** region, and the same thread that threw the exception must catch it.

C++

Cross References

- **reduction** clause, see Section 2.21.4.
- **ompt_scope_begin** and **ompt_scope_end**, see Section 4.4.4.11.
- **ompt_work_scope**, see Section 4.4.4.15.
- **ompt_callback_work_t**, see Section 4.5.2.5.

2.10 Worksharing Constructs

A worksharing construct distributes the execution of the corresponding region among the members of the team that encounters it. Threads execute portions of the region in the context of the implicit tasks that each one is executing. If the team consists of only one thread then the worksharing region is not executed in parallel.

A worksharing region has no barrier on entry; however, an implied barrier exists at the end of the worksharing region, unless a **nowait** clause is specified. If a **nowait** clause is present, an implementation may omit the barrier at the end of the worksharing region. In this case, threads that finish early may proceed straight to the instructions that follow the worksharing region without waiting for the other members of the team to finish the worksharing region, and without performing a flush operation.

The OpenMP API defines the worksharing constructs that are described in this section as well as the worksharing-loop construct, which is described in Section 2.11.4.

Restrictions

The following restrictions apply to worksharing constructs:

- Each worksharing region must be encountered by all threads in a team or by none at all, unless cancellation has been requested for the innermost enclosing parallel region.
- The sequence of worksharing regions, **scope** regions and **barrier** regions encountered must be the same for every thread in a team.

2.10.1 sections Construct

Summary

The **sections** construct is a non-iterative worksharing construct that contains a set of structured blocks that are to be distributed among and executed by the threads in a team. Each structured block is executed once by one of the threads in the team in the context of its implicit task.

Syntax

C / C++

The syntax of the **sections** construct is as follows:

```
#pragma omp sections [clause [ , ] clause] ... ] new-line
{
  [#pragma omp section new-line]
  structured-block-sequence
  [#pragma omp section new-line]
  structured-block-sequence]
  ...
}
```

where *clause* is one of the following:

```
private (list)
firstprivate (list)
lastprivate ([ lastprivate-modifier : ] list)
reduction ([ reduction-modifier , ] reduction-identifier : list)
allocate ([ allocator : ] list)
nowait
```

C / C++

The syntax of the **sections** construct is as follows:

```

1  !$omp sections [clause[ [, ] clause] ... ]
2      [!$omp section]
3          structured-block-sequence
4      [!$omp section]
5          structured-block-sequence]
6      ...
7  !$omp end sections [nowait]

```

where *clause* is one of the following:

```

10  private (list)
11  firstprivate (list)
12  lastprivate ([ lastprivate-modifier : ] list)
13  reduction ([reduction-modifier , ] reduction-identifier : list)
14  allocate ([allocator : ] list)

```

Binding

The binding thread set for a **sections** region is the current team. A **sections** region binds to the innermost enclosing **parallel** region. Only the threads of the team that executes the binding **parallel** region participate in the execution of the structured block sequences and the implied barrier of the **sections** region if the barrier is not eliminated by a **nowait** clause.

Description

Each structured block sequence in the **sections** construct is preceded by a **section** directive except possibly the first sequence, for which a preceding **section** directive is optional.

The method of scheduling the structured block sequences among the threads in the team is implementation defined.

An implicit barrier occurs at the end of a **sections** region if the **nowait** clause is not specified.

Execution Model Events

The *section-begin* event occurs after an implicit task encounters a **sections** construct but before the task executes any structured block sequences of the **sections** region.

The *sections-end* event occurs after an implicit task finishes execution of a **sections** region but before it resumes execution of the enclosing context.

The *section-begin* event occurs before an implicit task starts to execute a structured block sequence in the **sections** construct for each of those structured block sequences that the task executes.

1 Tool Callbacks

2 A thread dispatches a registered `ompt_callback_work` callback with `ompt_scope_begin`
3 as its *endpoint* argument and `ompt_work_sections` as its *wstype* argument for each
4 occurrence of a *section-begin* event in that thread. Similarly, a thread dispatches a registered
5 `ompt_callback_work` callback with `ompt_scope_end` as its *endpoint* argument and
6 `ompt_work_sections` as its *wstype* argument for each occurrence of a *sections-end* event in
7 that thread. The callbacks occur in the context of the implicit task. The callbacks have type
8 signature `ompt_callback_work_t`.

9 A thread dispatches a registered `ompt_callback_dispatch` callback for each occurrence of a
10 *section-begin* event in that thread. The callback occurs in the context of the implicit task. The
11 callback has type signature `ompt_callback_dispatch_t`.

12 Restrictions

13 Restrictions to the `sections` construct are as follows:

- 14 • Orphaned `section` directives are prohibited. That is, the `section` directives must appear
15 within the `sections` construct and must not be encountered elsewhere in the `sections`
16 region.
- 17 • The code enclosed in a `sections` construct must be a structured block sequence.
- 18 • Only a single `nowait` clause can appear on a `sections` directive.

19 • A throw executed inside a `sections` region must cause execution to resume within the same
20 section of the `sections` region, and the same thread that threw the exception must catch it.

C++

21 Cross References

- 22 • `allocate` clause, see Section [2.13.4](#).
- 23 • `private`, `firstprivate`, `lastprivate`, and `reduction` clauses, see Section [2.21.4](#).
- 24 • `ompt_scope_begin` and `ompt_scope_end`, see Section [4.4.4.11](#).
- 25 • `ompt_work_sections`, see Section [4.4.4.15](#).
- 26 • `ompt_callback_work_t`, see Section [4.5.2.5](#).
- 27 • `ompt_callback_dispatch_t`, see Section [4.5.2.6](#).

2.10.2 single Construct

Summary

The **single** construct specifies that the associated structured block is executed by only one of the threads in the team (not necessarily the primary thread), in the context of its implicit task. The other threads in the team, which do not execute the block, wait at an implicit barrier at the end of a **single** region unless a **nowait** clause is specified.

Syntax

C / C++

The syntax of the **single** construct is as follows:

```
#pragma omp single [clause[ [, ] clause] ... ] new-line
    structured-block
```

where *clause* is one of the following:

```
private (list)
firstprivate (list)
copyprivate (list)
allocate ([allocator : ] list)
nowait
```

C / C++

Fortran

The syntax of the **single** construct is as follows:

```
!$omp single [clause[ [, ] clause] ... ]
    loosely-structured-block
!$omp end single [end_clause[ [, ] end_clause] ... ]
```

or

```
!$omp single [clause[ [, ] clause] ... ]
    strictly-structured-block
[!$omp end single [end_clause[ [, ] end_clause] ... ]]
```

where *clause* is one of the following:

```
private (list)
firstprivate (list)
allocate ([allocator : ] list)
```

1 and *end_clause* is one of the following:

```
2 | copyprivate (list)  
3 | nowait
```

Fortran

4 **Binding**

5 The binding thread set for a **single** region is the current team. A **single** region binds to the
6 innermost enclosing **parallel** region. Only the threads of the team that executes the binding
7 **parallel** region participate in the execution of the structured block and the implied barrier of the
8 **single** region if the barrier is not eliminated by a **nowait** clause.

9 **Description**

10 Only one of the encountering threads will execute the structured block associated with the **single**
11 construct. The method of choosing a thread to execute the structured block each time the team
12 encounters the construct is implementation defined. An implicit barrier occurs at the end of a
13 **single** region if the **nowait** clause is not specified.

14 **Execution Model Events**

15 The *single-begin* event occurs after an implicit task encounters a **single** construct but before the
16 task starts to execute the structured block of the **single** region.

17 The *single-end* event occurs after an implicit task finishes execution of a **single** region but before
18 it resumes execution of the enclosing region.

19 **Tool Callbacks**

20 A thread dispatches a registered **ompt_callback_work** callback with **ompt_scope_begin**
21 as its *endpoint* argument for each occurrence of a *single-begin* event in that thread. Similarly, a
22 thread dispatches a registered **ompt_callback_work** callback with **ompt_scope_end** as its
23 *endpoint* argument for each occurrence of a *single-end* event in that thread. For each of these
24 callbacks, the *wstype* argument is **ompt_work_single_executor** if the thread executes the
25 structured block associated with the **single** region; otherwise, the *wstype* argument is
26 **ompt_work_single_other**. The callback has type signature **ompt_callback_work_t**.

27 **Restrictions**

28 Restrictions to the **single** construct are as follows:

- 29 • The **copyprivate** clause must not be used with the **nowait** clause.
- 30 • At most one **nowait** clause can appear on a **single** construct.

C++

- 31 • A throw executed inside a **single** region must cause execution to resume within the same
32 **single** region, and the same thread that threw the exception must catch it.

C++

Cross References

- **allocate** clause, see Section 2.13.4.
- **private** and **firstprivate** clauses, see Section 2.21.4.
- **copyprivate** clause, see Section 2.21.6.2.
- **ompt_scope_begin** and **ompt_scope_end**, see Section 4.4.4.11.
- **ompt_work_single_executor** and **ompt_work_single_other**, see Section 4.4.4.15.
- **ompt_callback_work_t**, Section 4.5.2.5.

Fortran

2.10.3 workshare Construct

Summary

The **workshare** construct divides the execution of the enclosed structured block into separate units of work, and causes the threads of the team to share the work such that each unit is executed only once by one thread, in the context of its implicit task.

Syntax

The syntax of the **workshare** construct is as follows:

```
!$omp workshare
    loosely-structured-block
!$omp end workshare [nowait]
```

or

```
!$omp workshare
    strictly-structured-block
[!$omp end workshare [nowait]]
```

Binding

The binding thread set for a **workshare** region is the current team. A **workshare** region binds to the innermost enclosing **parallel** region. Only the threads of the team that executes the binding **parallel** region participate in the execution of the units of work and the implied barrier of the **workshare** region if the barrier is not eliminated by a **nowait** clause.

Description

An implicit barrier occurs at the end of a **workshare** region if a **nowait** clause is not specified.

An implementation of the **workshare** construct must insert any synchronization that is required to maintain standard Fortran semantics. For example, the effects of one statement within the structured block must appear to occur before the execution of succeeding statements, and the evaluation of the right hand side of an assignment must appear to complete prior to the effects of assigning to the left hand side.

The statements in the **workshare** construct are divided into units of work as follows:

- For array expressions within each statement, including transformational array intrinsic functions that compute scalar values from arrays:
 - Evaluation of each element of the array expression, including any references to elemental functions, is a unit of work.
 - Evaluation of transformational array intrinsic functions may be freely subdivided into any number of units of work.
- For an array assignment statement, the assignment of each element is a unit of work.
- For a scalar assignment statement, the assignment operation is a unit of work.
- For a **WHERE** statement or construct, the evaluation of the mask expression and the masked assignments are each a unit of work.
- For a **FORALL** statement or construct, the evaluation of the mask expression, expressions occurring in the specification of the iteration space, and the masked assignments are each a unit of work.
- For an **atomic** construct, the atomic operation on the storage location designated as x is a unit of work.
- For a **critical** construct, the construct is a single unit of work.
- For a **parallel** construct, the construct is a unit of work with respect to the **workshare** construct. The statements contained in the **parallel** construct are executed by a new thread team.
- If none of the rules above apply to a portion of a statement in the structured block, then that portion is a unit of work.

The transformational array intrinsic functions are **MATMUL**, **DOT_PRODUCT**, **SUM**, **PRODUCT**, **MAXVAL**, **MINVAL**, **COUNT**, **ANY**, **ALL**, **SPREAD**, **PACK**, **UNPACK**, **RESHAPE**, **TRANSPOSE**, **EOSHIFT**, **CSHIFT**, **MINLOC**, and **MAXLOC**.

It is unspecified how the units of work are assigned to the threads that execute a **workshare** region.

1 If an array expression in the block references the value, association status, or allocation status of
 2 private variables, the value of the expression is undefined, unless the same value would be
 3 computed by every thread.

4 If an array assignment, a scalar assignment, a masked array assignment, or a **FORALL** assignment
 5 assigns to a private variable in the block, the result is unspecified.

6 The **workshare** directive causes the sharing of work to occur only in the **workshare** construct,
 7 and not in the remainder of the **workshare** region.

8 Execution Model Events

9 The *workshare-begin* event occurs after an implicit task encounters a **workshare** construct but
 10 before the task starts to execute the structured block of the **workshare** region.

11 The *workshare-end* event occurs after an implicit task finishes execution of a **workshare** region
 12 but before it resumes execution of the enclosing context.

13 Tool Callbacks

14 A thread dispatches a registered **ompt_callback_work** callback with **ompt_scope_begin**
 15 as its *endpoint* argument and **ompt_work_workshare** as its *wstype* argument for each
 16 occurrence of a *workshare-begin* event in that thread. Similarly, a thread dispatches a registered
 17 **ompt_callback_work** callback with **ompt_scope_end** as its *endpoint* argument and
 18 **ompt_work_workshare** as its *wstype* argument for each occurrence of a *workshare-end* event
 19 in that thread. The callbacks occur in the context of the implicit task. The callbacks have type
 20 signature **ompt_callback_work_t**.

21 Restrictions

22 Restrictions to the **workshare** construct are as follows:

- 23 • The only OpenMP constructs that may be closely nested inside a **workshare** construct are the
 24 **atomic**, **critical**, and **parallel** constructs.
- 25 • Base language statements that are encountered inside a **workshare** construct but that are not
 26 enclosed within a **parallel** construct that is nested inside the **workshare** construct must
 27 consist of only the following:
 - 28 – array assignments
 - 29 – scalar assignments
 - 30 – **FORALL** statements
 - 31 – **FORALL** constructs
 - 32 – **WHERE** statements
 - 33 – **WHERE** constructs

- All array assignments, scalar assignments, and masked array assignments that are encountered inside a **workshare** construct but are not nested inside a **parallel** construct that is nested inside the **workshare** construct must be intrinsic assignments.
- The construct must not contain any user-defined function calls unless the function is **ELEMENTAL** or the function call is contained inside a **parallel** construct that is nested inside the **workshare** construct.

Cross References

- **parallel** construct, see Section 2.6.
- **critical** construct, see Section 2.19.1.
- **atomic** construct, see Section 2.19.7.
- **ompt_scope_begin** and **ompt_scope_end**, see Section 4.4.4.11.
- **ompt_work_workshare**, see Section 4.4.4.15.
- **ompt_callback_work_t**, see Section 4.5.2.5.

Fortran

2.11 Loop-Related Directives

2.11.1 Canonical Loop Nest Form

A loop nest has *canonical loop nest form* if it conforms to *loop-nest* in the following grammar:

Symbol	Meaning
<i>loop-nest</i>	One of the following:
	C / C++
	<pre>for (<i>init-expr</i>; <i>test-expr</i>; <i>incr-expr</i>) <i>loop-body</i></pre>
	C / C++
	or
	C++
	<pre>for (<i>range-decl</i>: <i>range-expr</i>) <i>loop-body</i></pre>
	A range-based for loop is equivalent to a regular for loop using iterators, as defined in the base language. A range-based for loop has no iteration variable.
	C++

Symbol	Meaning
1	or
2	Fortran
3	<code>DO [label] var = lb , ub [, incr]</code>
4	<code> [intervening-code]</code>
5	<code> loop-body</code>
6	<code> [intervening-code]</code>
7	<code>[label] END DO</code>
8	If the <i>loop-nest</i> is a <i>nonblock-do-construct</i> , it is treated as a <i>block-do-construct</i> for each DO construct.
9	The value of <i>incr</i> is the increment of the loop. If not specified, its value is assumed to be 1.
10	Fortran
11	or
12	<code>loop-transformation-construct</code>
13	or
14	<code>generated-canonical-loop</code>
15	<i>loop-body</i> One of the following:
16	<code>loop-nest</code>
17	or
18	C / C++
19	<code>{</code>
20	<code> [intervening-code]</code>
21	<code> loop-body</code>
22	<code> [intervening-code]</code>
	<code>}</code>
	C / C++

Symbol	Meaning
1	or
2	
3	BLOCK
4	<i>[intervening-code]</i>
5	<i>loop-body</i>
6	<i>[intervening-code]</i>
7	END BLOCK
8	
9	or if none of the previous productions match
10	<i>final-loop-body</i>
9	<i>loop-transformation-construct</i> A loop transformation construct.
10	<i>generated-canonical-loop</i> A generated loop from a loop transformation construct that has canonical loop nest form and for which the loop body matches <i>loop-body</i> .
11	
12	<i>intervening-code</i> A structured block sequence that does not contain OpenMP directives or calls to the OpenMP runtime API in its corresponding region, referred to as intervening code. If intervening code is present, then a loop at the same depth within the loop nest is not a perfectly nested loop.
13	
14	
15	
16	
17	
18	
19	<i>final-loop-body</i> A structured block that terminates the scope of loops in the loop nest. If the loop nest is associated with a loop-associated directive, loops in this structured block cannot be associated with that directive.
20	
21	

Symbol	Meaning
	C / C++
1	<i>init-expr</i> One of the following:
2	<i>var = lb</i>
3	<i>integer-type var = lb</i>
	C
4	<i>pointer-type var = lb</i>
	C
	C++
5	<i>random-access-iterator-type var = lb</i>
	C++
6	<i>test-expr</i> One of the following:
7	<i>var relational-op ub</i>
8	<i>ub relational-op var</i>
9	<i>relational-op</i> One of the following:
10	<
11	<=
12	>
13	>=
14	!=
15	<i>incr-expr</i> One of the following:
16	++ <i>var</i>
17	<i>var</i> ++
18	-- <i>var</i>
19	<i>var</i> --
20	<i>var</i> += <i>incr</i>
21	<i>var</i> -= <i>incr</i>
22	<i>var</i> = <i>var</i> + <i>incr</i>
23	<i>var</i> = <i>incr</i> + <i>var</i>
24	<i>var</i> = <i>var</i> - <i>incr</i>
25	The value of <i>incr</i> , respectively 1 and -1 for the increment and decrement operators, is
26	the increment of the loop.
	C / C++

Symbol	Meaning
--------	---------

1 *var* One of the following:
2 C / C++
3 A variable of a signed or unsigned integer type.
4 C / C++
5 C
6 A variable of a pointer type.
7 C
8 C++
9 A variable of a random access iterator type.
10 C++
11 Fortran
12 Fortran
13 A variable of integer type.
14 Fortran
15 *var* is the iteration variable of the loop. It must not be modified during the execution
16 of *intervening-code* or *loop-body* in the loop.

17 *lb, ub* One of the following:
18 Expressions of a type compatible with the type of *var* that are loop invariant with
19 respect to the outermost loop.
20 or
21 One of the following:
22 *var-outer*
23 *var-outer* + *a2*
24 *a2* + *var-outer*
25 *var-outer* - *a2*
26 where *var-outer* is of a type compatible with the type of *var*.
27 or
28 If *var* is of an integer type, one of the following:
29 *a2* - *var-outer*
30 *a1* * *var-outer*
31 *a1* * *var-outer* + *a2*
32 *a2* + *a1* * *var-outer*

Symbol	Meaning
1	$a1 * var\text{-}outer - a2$
2	$a2 - a1 * var\text{-}outer$
3	$var\text{-}outer * a1$
4	$var\text{-}outer * a1 + a2$
5	$a2 + var\text{-}outer * a1$
6	$var\text{-}outer * a1 - a2$
7	$a2 - var\text{-}outer * a1$
8	where <i>var-outer</i> is of an integer type.
9	<i>lb</i> and <i>ub</i> are loop bounds. A loop for which <i>lb</i> or <i>ub</i> refers to <i>var-outer</i> is a
10	non-rectangular loop. If <i>var</i> is of an integer type, <i>var-outer</i> must be of an integer
11	type with the same signedness and bit precision as the type of <i>var</i> .
12	The coefficient in a loop bound is 0 if the bound does not refer to <i>var-outer</i> . If a loop
13	bound matches a form in which <i>a1</i> appears, the coefficient is <i>-a1</i> if the product of
14	<i>var-outer</i> and <i>a1</i> is subtracted from <i>a2</i> , and otherwise the coefficient is <i>a1</i> . For other
15	matched forms where <i>a1</i> does not appear, the coefficient is <i>-1</i> if <i>var-outer</i> is
16	subtracted from <i>a2</i> , and otherwise the coefficient is 1.
17	<i>a1, a2, incr</i> Integer expressions that are loop invariant with respect to the outermost loop of the
18	loop nest.
19	If the loop is associated with a loop-associated directive, the expressions are
20	evaluated before the construct formed from that directive.
21	<i>var-outer</i> The loop iteration variable of a surrounding loop in the loop nest.
C++	
22	<i>range-decl</i> A declaration of a variable as defined by the base language for range-based for
23	loops.
24	<i>range-expr</i> An expression that is valid as defined by the base language for range-based for
25	loops. It must be invariant with respect to the outermost loop of the loop nest and the
26	iterator derived from it must be a random access iterator.
C++	

1 A loop transformation construct that appears inside a loop nest is replaced according to its
 2 semantics before any loop can be associated with a loop-associated directive that is applied to the
 3 loop nest. The depth of the loop nest is determined according to the loops in the loop nest, after any
 4 such replacements have taken place. A loop counts towards the depth of the loop nest if it is a base
 5 language loop statement or generated loop and it matches *loop-nest* while applying the production
 6 rules for canonical loop nest form to the loop nest.

7 A loop-associated directive controls some number of the outermost loops of an associated loop
 8 nest, called the associated loops, in accordance with its specified clauses. The canonical loop nest
 9 form allows the iteration count of all associated loops to be computed before executing the
 10 outermost loop.

11 For any associated loop, the iteration count is computed as follows:

▼ C / C++ ▼

- 12 • If *var* has a signed integer type and the *var* operand of *test-expr* after usual arithmetic
 13 conversions has an unsigned integer type then the loop iteration count is computed from *lb*,
 14 *test-expr* and *incr* using an unsigned integer type corresponding to the type of *var*.
- 15 • Otherwise, if *var* has an integer type then the loop iteration count is computed from *lb*, *test-expr*
 16 and *incr* using the type of *var*.

▲ C / C++ ▲

▼ C ▼

- 17 • If *var* has a pointer type then the loop iteration count is computed from *lb*, *test-expr* and *incr*
 18 using the type `ptrdiff_t`.

▲ C ▲

▼ C++ ▼

- 19 • If *var* has a random access iterator type then the loop iteration count is computed from *lb*,
 20 *test-expr* and *incr* using the type
 21 `std::iterator_traits<random-access-iterator-type>::difference_type`.
- 22 • For range-based **for** loops, the loop iteration count is computed from *range-expr* using the type
 23 `std::iterator_traits<random-access-iterator-type>::difference_type` where
 24 *random-access-iterator-type* is the iterator type derived from *range-expr*.

▲ C++ ▲

▼ Fortran ▼

- 25 • The loop iteration count is computed from *lb*, *ub* and *incr* using the type of *var*.

▲ Fortran ▲

1 The behavior is unspecified if any intermediate result required to compute the iteration count
2 cannot be represented in the type determined above.

3 No synchronization is implied during the evaluation of the *lb*, *ub*, *incr* or *range-expr* expressions.
4 Whether, in what order, or how many times any side effects within the *lb*, *ub*, *incr*, or *range-expr*
5 expressions occur is unspecified.

6 The iterations of some number of associated loops can be collapsed into one larger iteration space
7 that is called the logical iteration space. The particular integer type used to compute the iteration
8 count for the collapsed loop is implementation defined.

9 For directives that result in the execution of a collapsed logical iteration space, the number of times
10 that any intervening code between any two loops of the same logical iteration space will be
11 executed is unspecified but will be the same for all intervening code at the same depth, at least once
12 per iteration of the loop enclosing the intervening code and at most once per logical iteration. If the
13 iteration count of any loop is zero and that loop does not enclose the intervening code, the behavior
14 is unspecified.

15 Restrictions

16 Restrictions to canonical loop nests are as follows:

▼ C / C++ ▼

- 17 • If *test-expr* is of the form *var relational-op b* and *relational-op* is *<* or *<=* then *incr-expr* must
18 cause *var* to increase on each iteration of the loop. If *test-expr* is of the form *var relational-op b*
19 and *relational-op* is *>* or *>=* then *incr-expr* must cause *var* to decrease on each iteration of the
20 loop. Increase and decrease are using the order induced by *relational-op*.
- 21 • If *test-expr* is of the form *ub relational-op var* and *relational-op* is *<* or *<=* then *incr-expr* must
22 cause *var* to decrease on each iteration of the loop. If *test-expr* is of the form *ub relational-op*
23 *var* and *relational-op* is *>* or *>=* then *incr-expr* must cause *var* to increase on each iteration of the
24 loop. Increase and decrease are using the order induced by *relational-op*.
- 25 • If *relational-op* is *!=* then *incr-expr* must cause *var* to always increase by 1 or always decrease
26 by 1 and the increment must be a constant expression.
- 27 • *final-loop-body* must not contain any **break** statement that would cause the termination of the
28 innermost loop.

▲ C / C++ ▲

▼ Fortran ▼

- 29 • *final-loop-body* must not contain any **EXIT** statement that would cause the termination of the
30 innermost loop.

▲ Fortran ▲

- 1 • A *loop-nest* must also be a structured block.
- 2 • For a non-rectangular loop, if *var-outer* is referenced in *lb* and *ub* then they must both refer to the
- 3 same iteration variable.
- 4 • For a non-rectangular loop, let $a1_{lb}$ and $a1_{ub}$ be the respective coefficients in *lb* and *ub*, $incr_{inner}$
- 5 the increment of the non-rectangular loop and $incr_{outer}$ the increment of the loop referenced by
- 6 *var-outer*. $incr_{inner}(a1_{ub} - a1_{lb})$ must be a multiple of $incr_{outer}$.
- 7 • The loop iteration variable may not appear in a **threadprivate** directive.

8 **Cross References**

- 9 • Loop transformation constructs, see Section [2.11.9](#).
- 10 • **threadprivate** directive, see Section [2.21.2](#).

11 **2.11.2 Consistent Loop Schedules**

12 For constructs formed from loop-associated directives that have consistent schedules, the
 13 implementation will guarantee that memory effects of a logical iteration in the first loop nest
 14 happen before the execution of the same logical iteration in the second loop nest.

15 Two constructs formed from loop-associated directives have consistent schedules if all of the
 16 following conditions hold:

- 17 • The constructs are formed from directives with the same directive name;
- 18 • The regions that correspond to the two constructs have the same binding region;
- 19 • The constructs have the same reproducible schedule;
- 20 • The associated loop nests have identical logical iteration vector spaces; and
- 21 • The associated loop nests are either both rectangular or both non-rectangular.

22 **2.11.3 order Clause**

23 **Summary**

24 The **order** clause specifies an expected order of execution for the iterations of the associated loops
 25 of a loop-associated directive.

26 **Syntax**

27 The syntax of the **order** clause is as follows:

28 **order** (*[order-modifier :]concurrent*)

1 where *order-modifier* is one of the following:

```
2     reproducible  
3     unconstrained
```

4 **Description**

5 The **order** clause specifies an expected order of execution for the iterations of the associated loops
6 of a loop-associated directive. The specified order must be **concurrent**.

7 The **order** clause is part of the schedule specification for the purpose of determining its
8 consistency with other schedules (see Section 2.11.2).

9 If the **order** clause specifies **concurrent**, the logical iterations of the associated loops may
10 execute in any order, including concurrently.

11 If *order-modifier* is not **unconstrained**, the behavior is as if the **reproducible** modifier is
12 present.

13 The specified schedule is reproducible if the **reproducible** modifier is present.

14 **Restrictions**

15 Restrictions to the **order** clause are as follows:

- 16 • The only constructs that may be encountered inside a region that corresponds to a construct with
17 an **order** clause that specifies **concurrent** are the **loop** construct, the **parallel**
18 construct, the **simd** construct, and combined constructs for which the first construct is a
19 **parallel** construct.
- 20 • A region that corresponds to a construct with an **order** clause that specifies **concurrent** may
21 not contain calls to procedures that contain OpenMP directives.
- 22 • A region that corresponds to a construct with an **order** clause that specifies **concurrent** may
23 not contain calls to the OpenMP Runtime API.
- 24 • If a threadprivate variable is referenced inside a region that corresponds to a construct with an
25 **order** clause that specifies **concurrent**, the behavior is unspecified.
- 26 • At most one **order** clause may appear on a construct.

27 **2.11.4 Worksharing-Loop Construct**

28 **Summary**

29 The worksharing-loop construct specifies that the iterations of one or more associated loops will be
30 executed in parallel by threads in the team in the context of their implicit tasks. The iterations are
31 distributed across threads that already exist in the team that is executing the **parallel** region to
32 which the worksharing-loop region binds.

Syntax

C / C++

The syntax of the worksharing-loop construct is as follows:

```
#pragma omp for [clause [ , ] clause] ... ] new-line  
    loop-nest
```

where *loop-nest* is a canonical loop nest and *clause* is one of the following:

```
private (list)  
firstprivate (list)  
lastprivate ([lastprivate-modifier:] list)  
linear (list[:linear-step])  
reduction ([reduction-modifier, ]reduction-identifier: list)  
schedule ([modifier [ , ] modifier]:] kind [ , ] chunk_size)  
collapse (n)  
ordered [ (n) ]  
nowait  
allocate ([allocator:] list)  
order ([order-modifier:] concurrent)
```

C / C++

Fortran

The syntax of the worksharing-loop construct is as follows:

```
!$omp do [clause [ , ] clause] ... ]  
    loop-nest  
[$omp end do [nowait]]
```

where *loop-nest* is a canonical loop nest and *clause* is one of the following:

```
private (list)  
firstprivate (list)  
lastprivate ([lastprivate-modifier:] list)  
linear (list[:linear-step])  
reduction ([reduction-modifier, ]reduction-identifier: list)  
schedule ([modifier [ , ] modifier]:] kind [ , ] chunk_size)  
collapse (n)
```

```
1  ordered[ (n) ]  
2  allocate ([allocator: ]list)  
3  order ([order-modifier: ]concurrent)
```

4 If an **end do** directive is not specified, an **end do** directive is assumed at the end of the *do-loops*.

Fortran

Binding

5 The binding thread set for a worksharing-loop region is the current team. A worksharing-loop
6 region binds to the innermost enclosing **parallel** region. Only the threads of the team executing
7 the binding **parallel** region participate in the execution of the loop iterations and the implied
8 barrier of the worksharing-loop region when that barrier is not eliminated by a **nowait** clause.
9

Description

10 An implicit barrier occurs at the end of a worksharing-loop region if a **nowait** clause is not
11 specified.
12

13 The **collapse** and **ordered** clauses may be used to specify the number of loops from the loop
14 nest that are associated with the worksharing-loop construct. If specified, their parameters must be
15 constant positive integer expressions.

16 The **collapse** clause specifies the number of loops that are collapsed into a logical iteration
17 space that is then divided according to the **schedule** clause. If the **collapse** clause is omitted,
18 the behavior is as if a **collapse** clause with a parameter value of one was specified.

19 If the **ordered** clause is specified with parameter *n* then the *n* outer loops from the associated
20 loop nest form a *doacross loop nest*. The parameter of the **ordered** clause does not affect how the
21 logical iteration space is divided.

22 At the beginning of each logical iteration, the loop iteration variable or the variable declared by
23 *range-decl* of each associated loop has the value that it would have if the set of the associated loops
24 was executed sequentially. The **schedule** clause specifies how iterations of these associated
25 loops are divided into contiguous non-empty subsets, called chunks, and how these chunks are
26 distributed among threads of the team. Each thread executes its assigned chunks in the context of
27 its implicit task. The iterations of a given chunk are executed in sequential order by the assigned
28 thread. The *chunk_size* expression is evaluated using the original list items of any variables that are
29 made private in the worksharing-loop construct. Whether, in what order, or how many times, any
30 side effects of the evaluation of this expression occur is unspecified. The use of a variable in a
31 **schedule** clause expression of a worksharing-loop construct causes an implicit reference to the
32 variable in all enclosing constructs.

33 See Section 2.11.4.1 for details of how the schedule for a worksharing-loop region is determined.

34 The schedule *kind* can be one of those specified in Table 2.5.

1 The schedule *modifier* can be one of those specified in Table 2.6. If the **static** schedule kind is
 2 specified or if the **ordered** clause is specified, and if the **nonmonotonic** modifier is not
 3 specified, the effect is as if the **monotonic** modifier is specified. Otherwise, unless the
 4 **monotonic** modifier is specified, the effect is as if the **nonmonotonic** modifier is specified. If
 5 a **schedule** clause specifies a modifier then that modifier overrides any modifier that is specified
 6 in the *run-sched-var* ICV.

7 If an **order** clause is present then the semantics are as described in Section 2.11.3.

8 The schedule is reproducible if one of the following conditions is true:

- 9 • The **order** clause is present and uses the **reproducible** modifier; or
- 10 • The **schedule** clause is specified with **static** as the *kind* parameter and the **simd** *modifier*
 11 is not present.

12 Programs can only depend on which thread executes a particular iteration if the schedule is
 13 reproducible. Schedule reproducibility is also used for determining its consistency with other
 14 schedules (see Section 2.11.2).

TABLE 2.5: schedule Clause *kind* Values

static	<p>When <i>kind</i> is static, iterations are divided into chunks of size <i>chunk_size</i>, and the chunks are assigned to the threads in the team in a round-robin fashion in the order of the thread number. Each chunk contains <i>chunk_size</i> iterations, except for the chunk that contains the sequentially last iteration, which may have fewer iterations.</p> <p>When no <i>chunk_size</i> is specified, the iteration space is divided into chunks that are approximately equal in size, and at most one chunk is distributed to each thread. The size of the chunks is unspecified in this case.</p>
dynamic	<p>When <i>kind</i> is dynamic, the iterations are distributed to threads in the team in chunks. Each thread executes a chunk of iterations, then requests another chunk, until no chunks remain to be distributed.</p> <p>Each chunk contains <i>chunk_size</i> iterations, except for the chunk that contains the sequentially last iteration, which may have fewer iterations.</p> <p>When no <i>chunk_size</i> is specified, it defaults to 1.</p>
guided	<p>When <i>kind</i> is guided, the iterations are assigned to threads in the team in chunks. Each thread executes a chunk of iterations, then requests another chunk, until no chunks remain to be assigned.</p>

table continued on next page

For a *chunk_size* of 1, the size of each chunk is proportional to the number of unassigned iterations divided by the number of threads in the team, decreasing to 1. For a *chunk_size* with value *k* (greater than 1), the size of each chunk is determined in the same way, with the restriction that the chunks do not contain fewer than *k* iterations (except for the chunk that contains the sequentially last iteration, which may have fewer than *k* iterations).

When no *chunk_size* is specified, it defaults to 1.

auto When *kind* is **auto**, the decision regarding scheduling is delegated to the compiler and/or runtime system. The programmer gives the implementation the freedom to choose any possible mapping of iterations to threads in the team.

runtime When *kind* is **runtime**, the decision regarding scheduling is deferred until run time, and the schedule and chunk size are taken from the *run-sched-var* ICV. If the ICV is set to **auto**, the schedule is implementation defined.

1

▼
Note – For a team of *p* threads and a loop of *n* iterations, let $\lceil n/p \rceil$ be the integer *q* that satisfies $n = p * q - r$, with $0 \leq r < p$. One compliant implementation of the **static** schedule (with no specified *chunk_size*) would behave as though *chunk_size* had been specified with value *q*. Another compliant implementation would assign *q* iterations to the first *p* – *r* threads, and *q* – 1 iterations to the remaining *r* threads. This illustrates why a conforming program must not rely on the details of a particular implementation.

2

3

4

5

6

7

8

A compliant implementation of the **guided** schedule with a *chunk_size* value of *k* would assign $q = \lceil n/p \rceil$ iterations to the first available thread and set *n* to the larger of *n* – *q* and $p * k$. It would then repeat this process until *q* is greater than or equal to the number of remaining iterations, at which time the remaining iterations form the final chunk. Another compliant implementation could use the same method, except with $q = \lceil n/(2p) \rceil$, and set *n* to the larger of *n* – *q* and $2 * p * k$.

9

10

11

12

13

▲

TABLE 2.6: `schedule` Clause *modifier* Values

monotonic	When the monotonic modifier is specified then each thread executes the chunks that it is assigned in increasing logical iteration order.
nonmonotonic	When the nonmonotonic modifier is specified then chunks are assigned to threads in any order and the behavior of an application that depends on any execution order of the chunks is unspecified.
simd	When the simd modifier is specified and the loop is associated with a SIMD construct, the <i>chunk_size</i> for all chunks except the first and last chunks is $new_chunk_size = \lceil chunk_size / simd_width \rceil * simd_width$ where <i>simd_width</i> is an implementation-defined value. The first chunk will have at least <i>new_chunk_size</i> iterations except if it is also the last chunk. The last chunk may have fewer iterations than <i>new_chunk_size</i> . If the simd modifier is specified and the loop is not associated with a SIMD construct, the modifier is ignored.

1 **Execution Model Events**

2 The *ws-loop-begin* event occurs after an implicit task encounters a worksharing-loop construct but
3 before the task starts execution of the structured block of the worksharing-loop region.

4 The *ws-loop-end* event occurs after a worksharing-loop region finishes execution but before
5 resuming execution of the encountering task.

6 The *ws-loop-iteration-begin* event occurs once for each iteration of a worksharing-loop before the
7 iteration is executed by an implicit task.

8 **Tool Callbacks**

9 A thread dispatches a registered **ompt_callback_work** callback with **ompt_scope_begin**
10 as its *endpoint* argument and **work_loop** as its *wstype* argument for each occurrence of a
11 *ws-loop-begin* event in that thread. Similarly, a thread dispatches a registered
12 **ompt_callback_work** callback with **ompt_scope_end** as its *endpoint* argument and
13 **work_loop** as its *wstype* argument for each occurrence of a *ws-loop-end* event in that thread. The
14 callbacks occur in the context of the implicit task. The callbacks have type signature
15 **ompt_callback_work_t**.

16 A thread dispatches a registered **ompt_callback_dispatch** callback for each occurrence of a
17 *ws-loop-iteration-begin* event in that thread. The callback occurs in the context of the implicit task.
18 The callback has type signature **ompt_callback_dispatch_t**.

Restrictions

Restrictions to the worksharing-loop construct are as follows:

- If the **ordered** clause with a parameter is present, all associated loops must be perfectly nested.
- If a **reduction** clause with the **inscan** modifier is specified, neither the **ordered** nor **schedule** clause may appear on the worksharing-loop directive.
- The values of the loop control expressions of the loops associated with the worksharing-loop construct must be the same for all threads in the team.
- At most one **schedule** clause can appear on a worksharing-loop directive.
- If the **schedule** or **ordered** clause is present then none of the associated loops may be non-rectangular loops.
- The **ordered** clause must not appear on the worksharing-loop directive if the associated loops include the generated loops of a **tile** directive.
- At most one **collapse** clause can appear on a worksharing-loop directive.
- *chunk_size* must be a loop invariant integer expression with a positive value.
- The value of the *chunk_size* expression must be the same for all threads in the team.
- The value of the *run-sched-var* ICV must be the same for all threads in the team.
- When **schedule(runtime)** or **schedule(auto)** is specified, *chunk_size* must not be specified.
- A *modifier* may not be specified on a **linear** clause.
- At most one **ordered** clause can appear on a worksharing-loop directive.
- The **ordered** clause must be present on the worksharing-loop construct if any **ordered** region ever binds to a worksharing-loop region arising from the worksharing-loop construct.
- The **nonmonotonic** modifier cannot be specified if an **ordered** clause is specified.
- Each **schedule** clause *modifier* may be specified at most once on the same **schedule** clause.
- Either the **monotonic** modifier or the **nonmonotonic** modifier can be specified but not both.
- If both the **collapse** and **ordered** clause with a parameter are specified, the parameter of the **ordered** clause must be greater than or equal to the parameter of the **collapse** clause.
- The values of the parameters specified by the **collapse** and **ordered** clauses must not exceed the depth of the associated loop nest.
- A **linear** clause or an **ordered** clause with a parameter can be specified on a worksharing-loop directive but not both.

C / C++

- At most one **nowait** clause can appear on a **for** directive.

C / C++

- If an **ordered** clause with a parameter is specified, none of the associated loops may be a range-based **for** loop.

C++

Cross References

- Canonical loop nest form, see Section 2.11.1.
- **order** clause, see Section 2.11.3.
- **tile** construct, see Section 2.11.9.1.
- **ordered** construct, see Section 2.19.9.
- **depend** clause, see Section 2.19.11.
- Data-sharing attribute clauses, see Section 2.21.4.
- **ompt_scope_begin** and **ompt_scope_end**, see Section 4.4.4.11.
- **ompt_work_loop**, see Section 4.4.4.15.
- **ompt_callback_work_t**, see Section 4.5.2.5.
- **OMP_SCHEDULE** environment variable, see Section 6.1.

2.11.4.1 Determining the Schedule of a Worksharing-Loop

When execution encounters a worksharing-loop directive, the **schedule** clause (if any) on the directive, and the *run-sched-var* and *def-sched-var* ICVs are used to determine how loop iterations are assigned to threads. See Section 2.4 for details of how the values of the ICVs are determined. If the worksharing-loop directive does not have a **schedule** clause then the current value of the *def-sched-var* ICV determines the schedule. If the worksharing-loop directive has a **schedule** clause that specifies the **runtime** schedule kind then the current value of the *run-sched-var* ICV determines the schedule. Otherwise, the value of the **schedule** clause determines the schedule. Figure 2.1 describes how the schedule for a worksharing-loop is determined.

Cross References

- ICVs, see Section 2.4.

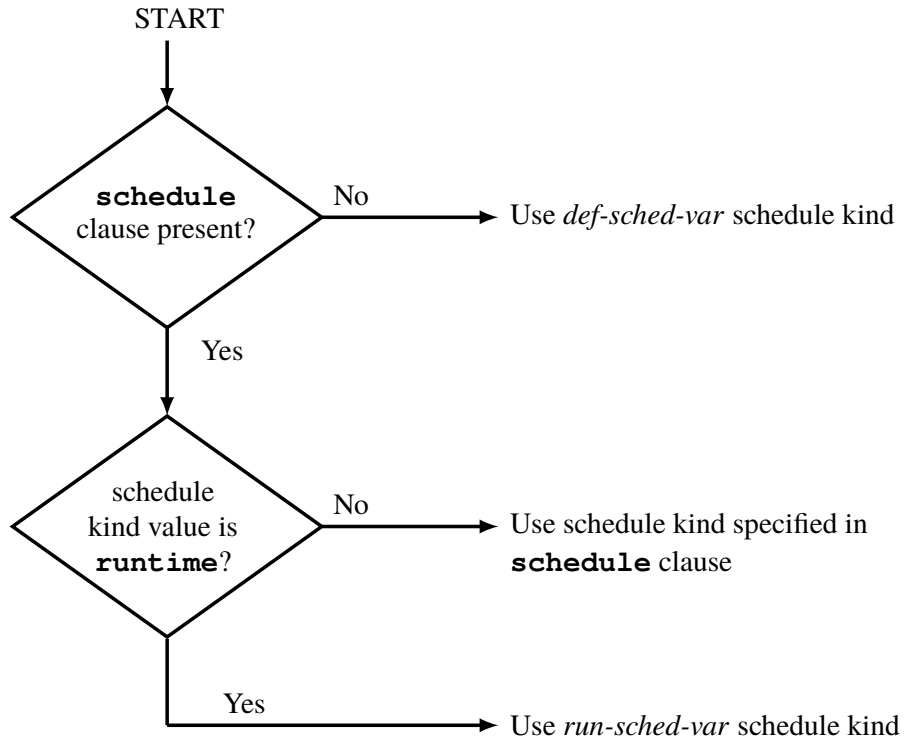


FIGURE 2.1: Determining the **schedule** for a Worksharing-Loop

2.11.5 SIMD Directives

2.11.5.1 **simd** Construct

Summary

The **simd** construct can be applied to a loop to indicate that the loop can be transformed into a SIMD loop (that is, multiple iterations of the loop can be executed concurrently by using SIMD instructions).

Syntax

C / C++

The syntax of the **simd** construct is as follows:

```
#pragma omp simd [clause[ [, ] clause] ... ] new-line
loop-nest
```

1 where *loop-nest* is a canonical loop nest and *clause* is one of the following:

```
2   if ([ simd :] scalar-expression)  
3   safelen (length)  
4   simdlen (length)  
5   linear (list [ : linear-step])  
6   aligned (list [ : alignment])  
7   nontemporal (list)  
8   private (list)  
9   lastprivate ([ lastprivate-modifier :] list)  
10  reduction ([ reduction-modifier ,] reduction-identifier : list)  
11  collapse (n)  
12  order ([ order-modifier :] concurrent)
```

▲ C / C++
▼ Fortran

13 The syntax of the **simd** construct is as follows:

```
14  !$omp simd [clause [ , ] clause ... ]  
15     loop-nest  
16  !$omp end simd
```

17 where *loop-nest* is a canonical loop nest and *clause* is one of the following:

```
18  if ([ simd :] scalar-logical-expression)  
19  safelen (length)  
20  simdlen (length)  
21  linear (list [ : linear-step])  
22  aligned (list [ : alignment])  
23  nontemporal (list)  
24  private (list)  
25  lastprivate ([ lastprivate-modifier :] list)  
26  reduction ([ reduction-modifier ,] reduction-identifier : list)  
27  collapse (n)  
28  order ([ order-modifier :] concurrent)
```

29 If an **end simd** directive is not specified, an **end simd** directive is assumed at the end of the
30 *do-loops*.

▲ Fortran

1 Binding

2 A **simd** region binds to the current task region. The binding thread set of the **simd** region is the
3 current team.

4 Description

5 The **simd** construct enables the execution of multiple iterations of the associated loops
6 concurrently by using SIMD instructions.

7 The **collapse** clause may be used to specify how many loops are associated with the **simd**
8 construct. The **collapse** clause specifies the number of loops that are collapsed into a logical
9 iteration space that is then executed with SIMD instructions. The parameter of the **collapse**
10 clause must be a constant positive integer expression. If the **collapse** clause is omitted, the
11 behavior is as if a **collapse** clause with a parameter value of one was specified.

12 At the beginning of each logical iteration, the loop iteration variable or the variable declared by
13 *range-decl* of each associated loop has the value that it would have if the set of the associated loops
14 was executed sequentially. The number of iterations that are executed concurrently at any given
15 time is implementation defined. Each concurrent iteration will be executed by a different SIMD
16 lane. Each set of concurrent iterations is a SIMD chunk. Lexical forward dependences in the
17 iterations of the original loop must be preserved within each SIMD chunk, unless an **order** clause
18 that specifies **concurrent** is present.

19 The **safelen** clause specifies that no two concurrent iterations within a SIMD chunk can have a
20 distance in the logical iteration space that is greater than or equal to the value given in the clause.
21 The parameter of the **safelen** clause must be a constant positive integer expression. The
22 **simdlen** clause specifies the preferred number of iterations to be executed concurrently, unless an
23 **if** clause is present and evaluates to *false*, in which case the preferred number of iterations to be
24 executed concurrently is one. The parameter of the **simdlen** clause must be a constant positive
25 integer expression.

26 If an **order** clause is present then the semantics are as described in Section 2.11.3.

27 

28 The **aligned** clause declares that the object to which each list item points is aligned to the
number of bytes expressed in the optional parameter of the **aligned** clause.



29 The **aligned** clause declares that the location of each list item is aligned to the number of bytes
30 expressed in the optional parameter of the **aligned** clause.



31 The optional parameter of the **aligned** clause, *alignment*, must be a constant positive integer
32 expression. If no optional parameter is specified, implementation-defined default alignments for
33 SIMD instructions on the target platforms are assumed.

34 The **nontemporal** clause specifies that accesses to the storage locations to which the list items
35 refer have low temporal locality across the iterations in which those storage locations are accessed.

Restrictions

Restrictions to the **simd** construct are as follows:

- At most one **collapse** clause can appear on a **simd** directive.
- A *list-item* cannot appear in more than one **aligned** clause.
- A *list-item* cannot appear in more than one **nontemporal** clause.
- At most one **safelen** clause can appear on a **simd** directive.
- At most one **simdlen** clause can appear on a **simd** directive.
- At most one **if** clause can appear on a **simd** directive.
- If both **simdlen** and **safelen** clauses are specified, the value of the **simdlen** parameter must be less than or equal to the value of the **safelen** parameter.
- A *modifier* may not be specified on a **linear** clause.
- The only OpenMP constructs that can be encountered during execution of a **simd** region are the **atomic** construct, the **loop** construct, the **simd** construct, and the **ordered** construct with the **simd** clause.
- If an **order** clause that specifies **concurrent** appears on a **simd** directive, the **safelen** clause may not also appear.

C / C++

- The **simd** region cannot contain calls to the **longjmp** or **setjmp** functions.

C / C++

C

- The type of list items appearing in the **aligned** clause must be array or pointer.

C

C++

- The type of list items appearing in the **aligned** clause must be array, pointer, reference to array, or reference to pointer.
- No exception can be raised in the **simd** region.
- The only random access iterator types that are allowed for the associated loops are pointer types.

C++

Fortran

- If a list item on the **aligned** clause has the **ALLOCATABLE** attribute, the allocation status must be allocated.
- If a list item on the **aligned** clause has the **POINTER** attribute, the association status must be associated.
- If the type of a list item on the **aligned** clause is either **C_PTR** or Cray pointer, the list item must be defined. Cray pointer support has been deprecated.

Fortran

Cross References

- Canonical loop nest form, see Section 2.11.1.
- **order** clause, see Section 2.11.3.
- **if** clause, see Section 2.18.
- Data-sharing attribute clauses, see Section 2.21.4.

2.11.5.2 Worksharing-Loop SIMD Construct

Summary

The worksharing-loop SIMD construct specifies that the iterations of one or more associated loops will be distributed across threads that already exist in the team and that the iterations executed by each thread can also be executed concurrently using SIMD instructions. The worksharing-loop SIMD construct is a composite construct.

Syntax

C / C++

The syntax of the worksharing-loop SIMD construct is as follows:

```
#pragma omp for simd [clause[ [, ] clause] ... ] new-line  
loop-nest
```

where *loop-nest* is a canonical loop nest and *clause* can be any of the clauses accepted by the **for** or **simd** directives with identical meanings and restrictions.

C / C++

Fortran

The syntax of the worksharing-loop SIMD construct is as follows:

```
!$omp do simd [clause[ [, ] clause] ... ]  
    loop-nest  
!$omp end do simd [nowait]
```

where *loop-nest* is a canonical loop nest and *clause* can be any of the clauses accepted by the **simd** or **do** directives, with identical meanings and restrictions.

If an **end do simd** directive is not specified, an **end do simd** directive is assumed at the end of the *do-loops*.

Fortran

Description

The worksharing-loop SIMD construct will first distribute the logical iterations of the associated loops across the implicit tasks of the parallel region in a manner consistent with any clauses that apply to the worksharing-loop construct. Each resulting chunk of iterations will then be converted to a SIMD loop in a manner consistent with any clauses that apply to the **simd** construct.

Execution Model Events

This composite construct generates the same events as the worksharing-loop construct.

Tool Callbacks

This composite construct dispatches the same callbacks as the worksharing-loop construct.

Restrictions

All restrictions to the worksharing-loop construct and the **simd** construct apply to the worksharing-loop SIMD construct. In addition, the following restrictions apply:

- No **ordered** clause with a parameter can be specified.
- A list item may appear in a **linear** or **firstprivate** clause, but not in both.

Cross References

- Canonical loop nest form, see Section [2.11.1](#).
- Worksharing-loop construct, see Section [2.11.4](#).
- **simd** construct, see Section [2.11.5.1](#).
- Data-sharing attribute clauses, see Section [2.21.4](#).

2.11.5.3 declare simd Directive

Summary

The **declare simd** directive can be applied to a function (C, C++, and Fortran) or a subroutine (Fortran) to enable the creation of one or more versions that can process multiple arguments using SIMD instructions from a single invocation in a SIMD loop. The **declare simd** directive is a declarative directive. Multiple **declare simd** directives may be specified for a function (C, C++, and Fortran) or subroutine (Fortran).

Syntax

C / C++

The syntax of the **declare simd** directive is as follows:

```
#pragma omp declare simd [clause[ [, ] clause] ... ] new-line  
[#pragma omp declare simd [clause[ [, ] clause] ... ] new-line]  
[ ... ]  
function definition or declaration
```

where *clause* is one of the following:

```
simdlen (length)  
linear (linear-list[ : linear-step])  
aligned (argument-list[ : alignment])  
uniform (argument-list)  
inbranch  
notinbranch
```

C / C++

Fortran

The syntax of the **declare simd** directive is as follows:

```
!$omp declare simd [ (proc-name) ] [clause[ [, ] clause] ... ]
```

where *clause* is one of the following:

```
simdlen (length)  
linear (linear-list[ : linear-step])  
aligned (argument-list[ : alignment])  
uniform (argument-list)  
inbranch  
notinbranch
```

Fortran

Description

C / C++

The use of one or more **declare simd** directives on a function declaration or definition enables the creation of corresponding SIMD versions of the associated function that can be used to process multiple arguments from a single invocation in a SIMD loop concurrently.

The expressions appearing in the clauses of each directive are evaluated in the scope of the arguments of the function declaration or definition.

C / C++

Fortran

The use of one or more **declare simd** directives in a subroutine or function enables the creation of corresponding SIMD versions of the subroutine or function that can be used to process multiple arguments from a single invocation in a SIMD loop concurrently.

Fortran

If a SIMD version is created, the number of concurrent arguments for the function is determined by the **simdlen** clause. If the **simdlen** clause is used, its value corresponds to the number of concurrent arguments of the function. The parameter of the **simdlen** clause must be a constant positive integer expression. Otherwise, the number of concurrent arguments for the function is implementation defined.

C++

The special *this* pointer can be used as if it was one of the arguments to the function in any of the **linear**, **aligned**, or **uniform** clauses.

C++

The **uniform** clause declares one or more arguments to have an invariant value for all concurrent invocations of the function in the execution of a single SIMD loop.

C / C++

The **aligned** clause declares that the object to which each list item points is aligned to the number of bytes expressed in the optional parameter of the **aligned** clause.

C / C++

Fortran

The **aligned** clause declares that the target of each list item is aligned to the number of bytes expressed in the optional parameter of the **aligned** clause.

Fortran

1 The optional parameter of the **aligned** clause, *alignment*, must be a constant positive integer
2 expression. If no optional parameter is specified, implementation-defined default alignments for
3 SIMD instructions on the target platforms are assumed.

4 The **inbranch** clause specifies that the SIMD version of the function will always be called from
5 inside a conditional statement of a SIMD loop. The **notinbranch** clause specifies that the SIMD
6 version of the function will never be called from inside a conditional statement of a SIMD loop. If
7 neither clause is specified, then the SIMD version of the function may or may not be called from
8 inside a conditional statement of a SIMD loop.

9 Restrictions

10 Restrictions to the **declare simd** directive are as follows:

- 11 • Each argument can appear in at most one **uniform** or **linear** clause.
- 12 • At most one **simdlen** clause can appear in a **declare simd** directive.
- 13 • Either **inbranch** or **notinbranch** may be specified, but not both.
- 14 • When a *linear-step* expression is specified in a **linear** clause it must be either a constant integer
15 expression or an integer-typed parameter that is specified in a **uniform** clause on the directive.
- 16 • The function or subroutine body must be a structured block.
- 17 • The execution of the function or subroutine, when called from a SIMD loop, cannot result in the
18 execution of an OpenMP construct except for an **ordered** construct with the **simd** clause or an
19 **atomic** construct.
- 20 • The execution of the function or subroutine cannot have any side effects that would alter its
21 execution for concurrent iterations of a SIMD chunk.
- 22 • A program that branches into or out of the function is non-conforming.

▼ C / C++ ▼

- 23 • If the function has any declarations, then the **declare simd** directive for any declaration that
24 has one must be equivalent to the one specified for the definition. Otherwise, the result is
25 unspecified.
- 26 • The function cannot contain calls to the **longjmp** or **setjmp** functions.

▲ C / C++ ▲

▼ C ▼

- 27 • The type of list items appearing in the **aligned** clause must be array or pointer.

▲ C ▲

C++

- 1 • The function cannot contain any calls to **throw**.
- 2 • The type of list items appearing in the **aligned** clause must be array, pointer, reference to
- 3 array, or reference to pointer.

C++

Fortran

- 4 • *proc-name* must not be a generic name, procedure pointer, or entry name.
- 5 • If *proc-name* is omitted, the **declare simd** directive must appear in the specification part of a
- 6 subroutine subprogram or a function subprogram for which creation of the SIMD versions is
- 7 enabled.
- 8 • Any **declare simd** directive must appear in the specification part of a subroutine subprogram,
- 9 function subprogram, or interface body to which it applies.
- 10 • If a **declare simd** directive is specified in an interface block for a procedure, it must match a
- 11 **declare simd** directive in the definition of the procedure.
- 12 • If a procedure is declared via a procedure declaration statement, the procedure *proc-name* should
- 13 appear in the same specification.
- 14 • If a **declare simd** directive is specified for a procedure name with explicit interface and a
- 15 **declare simd** directive is also specified for the definition of the procedure then the two
- 16 **declare simd** directives must match. Otherwise the result is unspecified.
- 17 • Procedure pointers may not be used to access versions created by the **declare simd** directive.
- 18 • The type of list items appearing in the **aligned** clause must be **C_PTR** or Cray pointer, or the
- 19 list item must have the **POINTER** or **ALLOCATABLE** attribute. Cray pointer support has been
- 20 deprecated.

Fortran

Cross References

- 21 • **linear** clause, see Section [2.21.4.6](#).
- 22
- 23 • **reduction** clause, see Section [2.21.5.4](#).

2.11.6 distribute Loop Constructs

2.11.6.1 distribute Construct

Summary

26 The **distribute** construct specifies that the iterations of one or more loops will be executed by
27 the initial teams in the context of their implicit tasks. The iterations are distributed across the initial
28 threads of all initial teams that execute the **teams** region to which the **distribute** region binds.
29

Syntax

C / C++

The syntax of the **distribute** construct is as follows:

```
#pragma omp distribute [clause[ [, ] clause] ... ] new-line  
loop-nest
```

where *loop-nest* is a canonical loop nest and *clause* is one of the following:

```
private (list)  
firstprivate (list)  
lastprivate (list)  
collapse (n)  
dist_schedule (kind[, chunk_size])  
allocate ([allocator :]list)  
order ([ order-modifier :]concurrent)
```

C / C++

Fortran

The syntax of the **distribute** construct is as follows:

```
!$omp distribute [clause[ [, ] clause] ... ]  
loop-nest  
[!$omp end distribute]
```

where *loop-nest* is a canonical loop nest and *clause* is one of the following:

```
private (list)  
firstprivate (list)  
lastprivate (list)  
collapse (n)  
dist_schedule (kind[, chunk_size])  
allocate ([allocator :]list)  
order ([ order-modifier :]concurrent)
```

If an **end distribute** directive is not specified, an **end distribute** directive is assumed at the end of the *do-loops*.

Fortran

1 **Binding**

2 The binding thread set for a **distribute** region is the set of initial threads executing an
3 enclosing **teams** region. A **distribute** region binds to this **teams** region.

4 **Description**

5 The **distribute** construct is associated with a loop nest consisting of one or more loops that
6 follow the directive.

7 The **collapse** clause may be used to specify how many loops are associated with the
8 **distribute** construct. The parameter of the **collapse** clause must be a constant positive
9 integer expression. If the **collapse** clause is omitted, the behavior is as if a **collapse** clause
10 with a parameter value of one was specified.

11 No implicit barrier occurs at the end of a **distribute** region. To avoid data races the original list
12 items that are modified due to **lastprivate** or **linear** clauses should not be accessed between
13 the end of the **distribute** construct and the end of the **teams** region to which the
14 **distribute** binds.

15 At the beginning of each logical iteration, the loop iteration variable or the variable declared by
16 *range-decl* of each associated loop has the value that it would have if the set of the associated loops
17 was executed sequentially.

18 If the **dist_schedule** clause is specified, *kind* must be **static**. If specified, iterations are
19 divided into chunks of size *chunk_size*. These chunks are assigned to the initial teams of the league
20 in a round-robin fashion in the order of the initial team number. When *chunk_size* is not specified,
21 the iteration space is divided into chunks that are approximately equal in size, and at most one
22 chunk is distributed to each initial team of the league.

23 When **dist_schedule** clause is not specified, the schedule is implementation defined.

24 If an **order** clause is present then the semantics are as described in Section [2.11.3](#).

25 The schedule is reproducible if one of the following conditions is true:

- 26 • The **order** clause is present and uses the **reproducible** modifier; or
- 27 • The **dist_schedule** clause is specified with **static** as the *kind* parameter.

28 Programs can only depend on which team executes a particular iteration if the schedule is
29 reproducible. Schedule reproducibility is also used for determining its consistency with other
30 schedules (see Section [2.11.2](#)).

31 **Execution Model Events**

32 The *distribute-begin* event occurs after an implicit task encounters a **distribute** construct but
33 before the task starts to execute the structured block of the **distribute** region.

34 The *distribute-end* event occurs after an implicit task finishes execution of a **distribute** region
35 but before it resumes execution of the enclosing context.

1 **Tool Callbacks**

2 A thread dispatches a registered `ompt_callback_work` callback with `ompt_scope_begin`
3 as its *endpoint* argument and `ompt_work_distribute` as its *wstype* argument for each
4 occurrence of a *distribute-begin* event in that thread. Similarly, a thread dispatches a registered
5 `ompt_callback_work` callback with `ompt_scope_end` as its *endpoint* argument and
6 `ompt_work_distribute` as its *wstype* argument for each occurrence of a *distribute-end* event
7 in that thread. The callbacks occur in the context of the implicit task. The callbacks have type
8 signature `ompt_callback_work_t`.

9 **Restrictions**

10 Restrictions to the `distribute` construct are as follows:

- 11 • The `distribute` construct inherits the restrictions of the worksharing-loop construct.
- 12 • Each `distribute` region must be encountered by the initial threads of all initial teams in a
13 league or by none at all.
- 14 • The sequence of the `distribute` regions encountered must be the same for every initial thread
15 of every initial team in a league.
- 16 • The region that corresponds to the `distribute` construct must be strictly nested inside a
17 `teams` region.
- 18 • A list item may appear in a `firstprivate` or `lastprivate` clause, but not in both.
- 19 • At most one `dist_schedule` clause can appear on the directive.
- 20 • If the `dist_schedule` is present then none of the associated loops may be non-rectangular
21 loops.

22 **Cross References**

- 23 • `teams` construct, see Section [2.7](#)
- 24 • Canonical loop nest form, see Section [2.11.1](#).
- 25 • `order` clause, see Section [2.11.3](#).
- 26 • Worksharing-loop construct, see Section [2.11.4](#).
- 27 • `tile` construct, see Section [2.11.9.1](#).
- 28 • `ompt_work_distribute`, see Section [4.4.4.15](#).
- 29 • `ompt_callback_work_t`, see Section [4.5.2.5](#).

2.11.6.2 `distribute simd` Construct

Summary

The `distribute simd` construct specifies a loop that will be distributed across the primary threads of the `teams` region and executed concurrently using SIMD instructions. The `distribute simd` construct is a composite construct.

Syntax

C / C++

The syntax of the `distribute simd` construct is as follows:

```
#pragma omp distribute simd [clause[ [, ] clause] ... ] new-line
    loop-nest
```

where *loop-nest* is a canonical loop nest and *clause* can be any of the clauses accepted by the `distribute` or `simd` directives with identical meanings and restrictions.

C / C++

Fortran

The syntax of the `distribute simd` construct is as follows:

```
!$omp distribute simd [clause[ [, ] clause] ... ]
    loop-nest
[!$omp end distribute simd]
```

where *loop-nest* is a canonical loop nest and *clause* can be any of the clauses accepted by the `distribute` or `simd` directives with identical meanings and restrictions.

If an `end distribute simd` directive is not specified, an `end distribute simd` directive is assumed at the end of the *do-loops*.

Fortran

Description

The `distribute simd` construct will first distribute the logical iterations of the associated loops across the initial tasks of the `teams` region in a manner consistent with any clauses that apply to the `distribute` construct. Each resulting chunk of iterations will then be converted to a SIMD loop in a manner consistent with any clauses that apply to the `simd` construct.

Execution Model Events

This composite construct generates the same events as the `distribute` construct.

Tool Callbacks

This composite construct dispatches the same callbacks as the `distribute` construct.

Restrictions

All restrictions to the **distribute** and **simd** constructs apply to the **distribute simd** construct. In addition, the following restrictions apply:

- A list item may not appear in a **linear** clause unless it is the loop iteration variable of a loop that is associated with the construct.
- The **conditional** modifier may not appear in a **lastprivate** clause.

Cross References

- Canonical loop nest form, see Section 2.11.1.
- **simd** construct, see Section 2.11.5.1.
- **distribute** construct, see Section 2.11.6.1.
- Data-sharing attribute clauses, see Section 2.21.4.

2.11.6.3 Distribute Parallel Worksharing-Loop Construct

Summary

The distribute parallel worksharing-loop construct specifies a loop that can be executed in parallel by multiple threads that are members of multiple teams. The distribute parallel worksharing-loop construct is a composite construct.

Syntax

C / C++

The syntax of the distribute parallel worksharing-loop construct is as follows:

```
#pragma omp distribute parallel for [clause[ [, ] clause] ... ] new-line
    loop-nest
```

where *loop-nest* is a canonical loop nest and *clause* can be any of the clauses accepted by the **distribute** or parallel worksharing-loop directives with identical meanings and restrictions.

C / C++

Fortran

The syntax of the distribute parallel worksharing-loop construct is as follows:

```
!$omp distribute parallel do [clause[ [, ] clause] ... ]
    loop-nest
/!$omp end distribute parallel do/
```

where *loop-nest* is a canonical loop nest and *clause* can be any of the clauses accepted by the **distribute** or parallel worksharing-loop directives with identical meanings and restrictions.

If an **end distribute parallel do** directive is not specified, an **end distribute parallel do** directive is assumed at the end of the *do-loops*.

Fortran

Description

The distribute parallel worksharing-loop construct will first distribute the logical iterations of the associated loops across the initial tasks of the **teams** region in a manner consistent with any clauses that apply to the **distribute** construct. Each resulting chunk of iterations will then execute as if part of a parallel worksharing-loop region in a manner consistent with any clauses that apply to the parallel worksharing-loop construct.

Execution Model Events

This composite construct generates the same events as the **distribute** and parallel worksharing-loop constructs.

Tool Callbacks

This composite construct dispatches the same callbacks as the **distribute** and parallel worksharing-loop constructs.

Restrictions

All restrictions to the **distribute** and parallel worksharing-loop constructs apply to the distribute parallel worksharing-loop construct. In addition, the following restrictions apply:

- No **ordered** clause can be specified.
- No **linear** clause can be specified.
- The **conditional** modifier must not appear in a **lastprivate** clause.

Cross References

- Canonical loop nest form, see Section [2.11.1](#).
- **distribute** construct, see Section [2.11.6.1](#).
- Parallel worksharing-loop construct, see Section [2.16.1](#).
- Data-sharing attribute clauses, see Section [2.21.4](#).

2.11.6.4 Distribute Parallel Worksharing-Loop SIMD Construct

Summary

The distribute parallel worksharing-loop SIMD construct specifies a loop that can be executed concurrently using SIMD instructions in parallel by multiple threads that are members of multiple teams. The distribute parallel worksharing-loop SIMD construct is a composite construct.

Syntax

C / C++

The syntax of the distribute parallel worksharing-loop SIMD construct is as follows:

```
#pragma omp distribute parallel for simd \  
    [clause[ [, ] clause] ... ] new-line  
    loop-nest
```

where *loop-nest* is a canonical loop nest and *clause* can be any of the clauses accepted by the **distribute** or parallel worksharing-loop SIMD directives with identical meanings and restrictions.

C / C++

Fortran

The syntax of the distribute parallel worksharing-loop SIMD construct is as follows:

```
!$omp distribute parallel do simd [clause[ [, ] clause] ... ]  
    loop-nest  
/!$omp end distribute parallel do simd/
```

where *loop-nest* is a canonical loop nest and *clause* can be any of the clauses accepted by the **distribute** or parallel worksharing-loop SIMD directives with identical meanings and restrictions.

If an **end distribute parallel do simd** directive is not specified, an **end distribute parallel do simd** directive is assumed at the end of the *do-loops*.

Fortran

Description

The distribute parallel worksharing-loop SIMD construct will first distribute the logical iterations of the associated loops across the initial tasks of the **teams** region in a manner consistent with any clauses that apply to the **distribute** construct. Each resulting chunk of iterations will then execute as if part of a parallel worksharing-loop SIMD region in a manner consistent with any clauses that apply to the parallel worksharing-loop SIMD construct.

Execution Model Events

This composite construct generates the same events as the **distribute** and parallel worksharing-loop SIMD constructs.

Tool Callbacks

This composite construct dispatches the same callbacks as the **distribute** and parallel worksharing-loop SIMD constructs.

Restrictions

All restrictions to the **distribute** and parallel worksharing-loop SIMD constructs apply to the distribute parallel worksharing-loop SIMD construct. In addition, the following restrictions apply:

- No **ordered** clause can be specified.
- A list item may not appear in a **linear** clause unless it is the loop iteration variable of a loop that is associated with the construct.
- The **conditional** modifier may not appear in a **lastprivate** clause.
- If any **if** clause on the directive includes a *directive-name-modifier* then all **if** clauses on the directive must include a *directive-name-modifier*.
- At most one **if** clause without a *directive-name-modifier* can appear on the directive.
- At most one **if** clause with the **parallel** *directive-name-modifier* can appear on the directive.
- At most one **if** clause with the **simd** *directive-name-modifier* can appear on the directive.

Cross References

- Canonical loop nest form, see Section 2.11.1.
- **distribute** construct, see Section 2.11.6.1.
- Parallel worksharing-loop SIMD construct, see Section 2.16.5.
- Data-sharing attribute clauses, see Section 2.21.4.

2.11.7 loop Construct

Summary

A **loop** construct specifies that the logical iterations of the associated loops may execute concurrently and permits the encountering threads to execute the loop accordingly.

Syntax

C / C++

The syntax of the **loop** construct is as follows:

```
#pragma omp loop [clause[ [, ] clause] ... ] new-line
    loop-nest
```

where *loop-nest* is a canonical loop nest and *clause* is one of the following:

```
bind(binding)
collapse(n)
order([order-modifier :]concurrent)
private(list)
```

```
1  lastprivate (list)  
2  reduction ([default , ]reduction-identifier : list)
```

3 where *binding* is one of the following:

```
4  teams  
5  parallel  
6  thread
```

▲────────────────────────────────── C / C++ ───────────────────────────────────▲
▼────────────────────────────────── Fortran ───────────────────────────────────▼

7 The syntax of the **loop** construct is as follows:

```
8  !$omp loop [clause [ , ] clause ... ]  
9  loop-nest  
10 !$omp end loop
```

11 where *loop-nest* is a canonical loop nest and *clause* is one of the following:

```
12  bind (binding)  
13  collapse (n)  
14  order ([ order-modifier : ]concurrent)  
15  private (list)  
16  lastprivate (list)  
17  reduction ([default , ]reduction-identifier : list)
```

18 where *binding* is one of the following:

```
19  teams  
20  parallel  
21  thread
```

22 If an **end loop** directive is not specified, an **end loop** directive is assumed at the end of the
23 *do-loops*.

▲────────────────────────────────── Fortran ───────────────────────────────────▲

1 Binding

2 If the **bind** clause is present on the construct, the binding region is determined by *binding*.
3 Specifically, if *binding* is **teams** and an innermost enclosing **teams** region exists then the binding
4 region is that **teams** region; if *binding* is **parallel** then the binding region is the innermost
5 enclosing parallel region, which may be an implicit parallel region; and if *binding* is **thread** then
6 the binding region is not defined. If the **bind** clause is not present on the construct and the **loop**
7 construct is closely nested inside a **teams** or **parallel** construct, the binding region is the
8 corresponding **teams** or **parallel** region. If none of those conditions hold, the binding region
9 is not defined.

10 If the binding region is a **teams** region, then the binding thread set is the set of initial threads that
11 are executing that region. If the binding region is a parallel region, then the binding thread set is the
12 team of threads that are executing that region. If the binding region is not defined, then the binding
13 thread set is the encountering thread.

14 Description

15 The **loop** construct is associated with a loop nest that consists of one or more loops that follow the
16 directive. The directive asserts that the iterations may execute in any order, including concurrently.

17 The **collapse** clause may be used to specify how many loops are associated with the **loop**
18 construct. The parameter of the **collapse** clause must be a constant positive integer expression.
19 If the **collapse** clause is omitted, the behavior is as if a **collapse** clause with a parameter
20 value of one was specified. The **collapse** clause specifies the number of loops that are collapsed
21 into a logical iteration space.

22 At the beginning of each logical iteration, the loop iteration variable or the variable declared by
23 *range-decl* of each associated loop has the value that it would have if the set of the associated loops
24 was executed sequentially.

25 Each logical iteration is executed once per instance of the **loop** region that is encountered by the
26 binding thread set.

27 If an **order** clause is present then the semantics are as described in Section 2.11.3. If the **order**
28 clause is not present, the behavior is as if an **order** clause that specifies **concurrent** appeared
29 on the construct.

30 The set of threads that may execute the iterations of the **loop** region is the binding thread set. Each
31 iteration is executed by one thread from this set.

32 If the **loop** region binds to a **teams** region, the threads in the binding thread set may continue
33 execution after the **loop** region without waiting for all logical iterations of the associated loops to
34 complete. The iterations are guaranteed to complete before the end of the **teams** region.

35 If the **loop** region does not bind to a **teams** region, all logical iterations of the associated loops
36 must complete before the encountering threads continue execution after the **loop** region.

37 For the purpose of determining its consistency with other schedules (see Section 2.11.2), the
38 schedule is defined by the implicit **order** clause.

1 The schedule is reproducible if the schedule specified through the implicit **order** clause is
2 reproducible.

3 **Restrictions**

4 Restrictions to the **loop** construct are as follows:

- 5 • At most one **collapse** clause can appear on a **loop** directive.
- 6 • A list item may not appear in a **lastprivate** clause unless it is the loop iteration variable of a
7 loop that is associated with the construct.
- 8 • If a **loop** construct is not nested inside another OpenMP construct and it appears in a procedure,
9 the **bind** clause must be present.
- 10 • If a **loop** region binds to a **teams** or parallel region, it must be encountered by all threads in
11 the binding thread set or by none of them.
- 12 • At most one **bind** clause can appear on a **loop** directive.
- 13 • If the **bind** clause is present on the **loop** construct and *binding* is **teams** then the
14 corresponding **loop** region must be strictly nested inside a **teams** region.
- 15 • If the **bind** clause, with **teams** specified as *binding*, is present on the **loop** construct and the
16 corresponding **loop** region executes on a non-host device then the behavior of a **reduction**
17 clause that appears on the construct is unspecified if the construct is not nested inside a **teams**
18 construct.
- 19 • If the **bind** clause is present on the **loop** construct and *binding* is **parallel** then the
20 behavior is unspecified if the corresponding **loop** region is closely nested inside a **simd** region.

21 **Cross References**

- 22 • The **single** construct, see Section [2.10.2](#).
- 23 • Canonical loop nest form, see Section [2.11.1](#).
- 24 • **order** clause, see Section [2.11.3](#).
- 25 • The Worksharing-Loop construct, see Section [2.11.4](#).
- 26 • SIMD directives, see Section [2.11.5](#).
- 27 • **distribute** construct, see Section [2.11.6.1](#).

28 **2.11.8 scan Directive**

29 **Summary**

30 The **scan** directive specifies that scan computations update the list items on each iteration of an
31 enclosing loop nest that is associated with a worksharing-loop, worksharing-loop SIMD, or **simd**
32 directive.

Syntax

C / C++

The syntax of the **scan** directive and the loop body that contains it is as follows:

```
{  
    structured-block-sequence  
    #pragma omp scan clause new-line  
    structured-block-sequence  
}
```

where *clause* is one of the following:

```
inclusive (list)  
exclusive (list)
```

and where the containing loop body belongs to the innermost loop that is associated with the directive of an enclosing **for**, **for simd**, or **simd** construct.

C / C++

Fortran

The syntax of the **scan** directive and the loop body that contains it is as follows:

```
structured-block-sequence  
!$omp scan clause  
structured-block-sequence
```

where *clause* is one of the following:

```
inclusive (list)  
exclusive (list)
```

and where the containing loop body belongs to the innermost loop that is associated with the directive of an enclosing **do**, **do simd**, or **simd** construct.

Fortran

Description

A **scan** directive is associated with the same worksharing-loop, worksharing-loop SIMD, or **simd** directive as the associated loop to which its containing loop body belongs. The directive specifies that a scan computation updates each list item on each logical iteration of the associated loops controlled by its associated directive. The directive specifies that either an inclusive scan computation is to be performed for each list item that appears in an **inclusive** clause on the directive, or an exclusive scan computation is to be performed for each list item that appears in an **exclusive** clause on the directive. For each list item for which a scan computation is specified, statements that lexically precede or follow the directive constitute one of two phases for a given logical iteration of the loop — an *input phase* or a *scan phase*.

If the list item appears in an **inclusive** clause, all statements in the structured block sequence that lexically precede the directive constitute the *input phase* and all statements in the structured block sequence that lexically follow the directive constitute the *scan phase*. If the list item appears in an **exclusive** clause, all statements in the structured block sequence that lexically precede the directive constitute the *scan phase* and all statements in the structured block sequence that lexically follow the directive constitute the *input phase*. The *input phase* contains all computations that update the list item in the iteration, and the *scan phase* ensures that any statement that reads the list item uses the result of the scan computation for that iteration.

The list items that appear in an **inclusive** or **exclusive** clause may include array sections.

The result of a scan computation for a given iteration is calculated according to the last *generalized prefix sum* ($\text{PRESUM}_{\text{last}}$) applied over the sequence of values given by the original value of the list item prior to the loop and all preceding updates to the list item in the logical iteration space of the loop. The operation $\text{PRESUM}_{\text{last}}(op, a_1, \dots, a_N)$ is defined for a given binary operator op and a sequence of N values a_1, \dots, a_N as follows:

- if $N = 1, a_1$
- if $N > 1, op(\text{PRESUM}_{\text{last}}(op, a_1, \dots, a_K), \text{PRESUM}_{\text{last}}(op, a_L, \dots, a_N))$, where $1 \leq K + 1 = L \leq N$.

At the beginning of the *input phase* of each iteration, the list item is initialized with the initializer value of the *reduction-identifier* specified by the **reduction** clause on the innermost enclosing construct. The *update value* of a list item is, for a given iteration, the value of the list item on completion of its *input phase*.

Let *orig-val* be the value of the original list item on entry to the enclosing worksharing-loop, worksharing-loop SIMD, or **simd** construct. Let *combiner* be the combiner for the *reduction-identifier* specified by the **reduction** clause on the construct. And let u_I be the update value of a list item for iteration I . For list items that appear in an **inclusive** clause on the **scan** directive, at the beginning of the *scan phase* for iteration I the list item is assigned the result of the operation $\text{PRESUM}_{\text{last}}(\text{combiner}, \text{orig-val}, u_0, \dots, u_I)$. For list items that appear in an **exclusive** clause on the **scan** directive, at the beginning of the *scan phase* for iteration $I = 0$ the list item is assigned the value *orig-val*, and at the beginning of the *scan phase* for iteration $I > 0$ the list item is assigned the result of the operation $\text{PRESUM}_{\text{last}}(\text{combiner}, \text{orig-val}, u_0, \dots, u_{I-1})$.

1 For list items that appear in an **inclusive** clause, at the end of the enclosing worksharing-loop,
2 worksharing-loop SIMD, or **simd** construct, the original list item is assigned the private copy from
3 the last logical iteration of the loops associated with the enclosing construct. For list items that
4 appear in an **exclusive** clause, let L be the last logical iteration of the loops associated with the
5 enclosing construct. At the end of the enclosing construct, the original list item is assigned the
6 result of the operation $\text{PRESUM}_{\text{last}}(\text{combiner}, \text{orig-val}, u_0, \dots, u_L)$.

7 **Restrictions**

8 Restrictions to the **scan** directive are as follows:

- 9 • Exactly one **scan** directive must be associated with a given worksharing-loop, worksharing-loop
10 SIMD, or **simd** directive on which a **reduction** clause with the **inscan** modifier is present.
- 11 • The loops that are associated with the directive to which the **scan** directive is associated must
12 all be perfectly nested.
- 13 • A list item that appears in the **inclusive** or **exclusive** clause must appear in a
14 **reduction** clause with the **inscan** modifier on the associated worksharing-loop,
15 worksharing-loop SIMD, or **simd** construct.
- 16 • Cross-iteration dependences across different logical iterations must not exist, except for
17 dependences for the list items specified in an **inclusive** or **exclusive** clause.
- 18 • Intra-iteration dependences from a statement in the structured block sequence that precede a
19 **scan** directive to a statement in the structured block sequence that follows a **scan** directive
20 must not exist, except for dependences for the list items specified in an **inclusive** or
21 **exclusive** clause.
- 22 • The private copy of list items that appear in the **inclusive** or **exclusive** clause may not be
23 modified in the *scan phase*.

24 **Cross References**

- 25 • Worksharing-loop construct, see Section [2.11.4](#).
- 26 • **simd** construct, see Section [2.11.5.1](#).
- 27 • Worksharing-loop SIMD construct, see Section [2.11.5.2](#).
- 28 • **reduction** clause, see Section [2.21.5.4](#).

29 **2.11.9 Loop Transformation Constructs**

30 A loop transformation construct replaces itself, including its associated loop nest, with a structured
31 block that may be another loop nest. If the loop transformation construct is nested inside another
32 loop nest, its replacement becomes part of that loop nest and therefore its generated loops may
33 become associated with another loop-associated directive that forms an enclosing construct. A loop

1 transformation construct that is closely nested within another loop transformation construct applies
2 before the enclosing loop transformation construct.

3 The associated loop nest of a loop transformation construct must have *canonical loop nest form* (see
4 Section 2.11.1). All generated loops have canonical loop nest form, unless otherwise specified.
5 Loop iteration variables of generated loops are always private in the enclosing **teams**,
6 **parallel**, **simd**, or task generating construct.

7 Cross References

- 8 • Canonical loop nest form, see Section 2.11.1.

9 2.11.9.1 tile Construct

10 Summary

11 The **tile** construct tiles one or more loops.

12 Syntax

C / C++

13 The syntax of the **tile** construct is as follows:

```
14 #pragma omp tile sizes(size-list) new-line  
15 loop-nest
```

16 where *loop-nest* is a canonical loop nest and *size-list* is a list s_1, \dots, s_n of positive integer
17 expressions.

C / C++

Fortran

18 The syntax of the **tile** construct is as follows:

```
19 !$omp tile sizes(size-list)  
20 loop-nest  
21 [!$omp end tile]
```

22 where *loop-nest* is a canonical loop nest and *size-list* is a list s_1, \dots, s_n of positive integer
23 expressions.

24 If an **end tile** directive is not specified, an **end tile** directive is assumed at the end of the
25 *do-loops*.

Fortran

Description

The **tile** construct controls the outer n loops of the associated loop nest, where n is the number of items in *size-list*. Let ℓ_1, \dots, ℓ_n be the associated loops, from outermost to innermost, which the construct replaces with a loop nest that consists of $2n$ perfectly nested loops. Let $f_1, \dots, f_n, t_1, \dots, t_n$ be the generated loops, from outermost to innermost. The loops f_1, \dots, f_n are the *floor loops* and the loops t_1, \dots, t_n are the *tile loops*. The tile loops do not have canonical loop nest form.

Let Ω be the *logical iteration vector space* of the associated loops. For any $(\alpha_1, \dots, \alpha_n) \in \mathbb{N}^n$, define a tile $T_{\alpha_1, \dots, \alpha_n}$ as the set of iterations

$\{(i_1, \dots, i_n) \in \Omega \mid \forall k \in \{1, \dots, n\} : s_k \alpha_k \leq i_k < s_k \alpha_k + s_k\}$ and

$F = \{T_{\alpha_1, \dots, \alpha_n} \mid T_{\alpha_1, \dots, \alpha_n} \neq \emptyset\}$ as the set of tiles with at least one iteration. Tiles that contain $\prod_{k=1}^n s_k$ iterations are complete tiles. Otherwise, they are partial tiles.

The floor loops iterate over all tiles $\{T_{\alpha_1, \dots, \alpha_n} \in F\}$ in lexicographic order with respect to their indices $(\alpha_1, \dots, \alpha_n)$ and the tile loops iterate over the iterations in $T_{\alpha_1, \dots, \alpha_n}$ in the lexicographic order of the corresponding iteration vectors. An implementation may reorder the sequential execution of two iterations if at least one is from a partial tile and if their respective logical iteration vectors in *loop-nest* do not have a product order relation.

Restrictions

Restrictions to the **tile** construct are as follows:

- The depth of the associated loop nest must be greater than or equal to n .
- All loops that are associated with the construct must be perfectly nested.
- No loop that is associated with the construct may be a non-rectangular loop.

Cross References

- Canonical loop nest form, see Section [2.11.1](#).
- Worksharing-loop construct, see Section [2.11.4](#).
- **distribute** construct, see Section [2.11.6.1](#).
- **taskloop** construct, see Section [2.12.2](#).

2.11.9.2 unroll Construct

Summary

The **unroll** construct fully or partially unrolls a loop.

Syntax

C / C++

The syntax of the **unroll** construct is as follows:

```
#pragma omp unroll [clause] new-line
    loop-nest
```

where *loop-nest* is a canonical loop nest and *clause* is one of the following:

```
full
partial[ (unroll-factor) ]
```

where *unroll-factor* is a positive integer expression that is a compile-time constant.

C / C++

Fortran

The syntax of the **unroll** construct is as follows:

```
!$omp unroll [clause]
    loop-nest
[!$omp end unroll]
```

where *loop-nest* is a canonical loop nest and *clause* is one of the following:

```
full
partial[ (unroll-factor) ]
```

where *unroll-factor* is a positive integer expression that is a compile-time constant.

If an **end unroll** directive is not specified, an **end unroll** directive is assumed at the end of the *do-loop*.

Fortran

Description

The **unroll** construct controls the outermost loop of the loop nest.

When the **full** clause is specified, the associated loop is *fully unrolled* – it is replaced with *n* instances of its loop body, one for each logical iteration of the associated loop and in the order of its logical iterations. The construct is replaced by a structured block that only contains the *n* loop body instances.

1 When the **partial** clause is specified, the associated loop is first tiled with a tile size of
2 *unroll-factor*. Then, the generated tile loop is fully unrolled. If the **partial** clause is used without
3 an *unroll-factor* argument then the unroll factor is a positive integer that is implementation defined.

4 When neither the **full** nor the **partial** clauses are specified, if and how the loop is unrolled is
5 implementation defined.

6 The **unroll** construct results in a generated loop that has canonical loop nest form if and only if
7 the **partial** clause is specified.

8 **Restrictions**

9 Restrictions to the **unroll** construct are as follows:

- 10 • If the **full** clause is specified, the iteration count of the loop must be a compile-time constant.

11 **Cross References**

- 12 • Canonical loop nest form, see Section [2.11.4](#).
- 13 • **tile** construct, see Section [2.11.9.1](#).

14 **2.12 Tasking Constructs**

15 **2.12.1 task Construct**

16 **Summary**

17 The **task** construct defines an explicit task.

18 **Syntax**

C / C++

19 The syntax of the **task** construct is as follows:

```
20 #pragma omp task [clause[ [, ] clause] ... ] new-line  
21     structured-block
```

22 where *clause* is one of the following:

```
23     if ([ task :] scalar-expression)  
24     final (scalar-expression)  
25     untied  
26     default (data-sharing-attribute)  
27     mergeable  
28     private (list)  
29     firstprivate (list)
```

```

1  shared (list)
2  in_reduction (reduction-identifier : list)
3  depend ([depend-modifier, ] dependence-type : locator-list)
4  priority (priority-value)
5  allocate ([allocator : ] list)
6  affinity ([aff-modifier : ] locator-list)
7  detach (event-handle)

```

where *event-handle* is a variable of `omp_event_handle_t` type and *aff-modifier* is one of the following:

```

10 iterator (iterators-definition)

```



The syntax of the `task` construct is as follows:

```

12 !$omp task [clause [ , ] clause ... ]
13     loosely-structured-block
14 !$omp end task

```

or

```

16 !$omp task [clause [ , ] clause ... ]
17     strictly-structured-block
18 [!$omp end task]

```

where *clause* is one of the following:

```

20 if ([ task : ] scalar-logical-expression)
21 final (scalar-logical-expression)
22 untied
23 default (data-sharing-attribute)
24 mergeable
25 private (list)
26 firstprivate (list)
27 shared (list)
28 in_reduction (reduction-identifier : list)
29 depend ([depend-modifier, ] dependence-type : locator-list)
30 priority (priority-value)

```



```
1  allocate ([allocator :] list)  
2  affinity ([aff-modifier :] locator-list)  
3  detach (event-handle)
```

4 where *event-handle* is an integer variable of `omp_event_handle_kind` *kind* and *aff-modifier*
5 is one of the following:

```
6  iterator (iterators-definition)
```

Fortran

7 **Binding**

8 The binding thread set of the **task** region is the current team. A **task** region binds to the
9 innermost enclosing **parallel** region.

10 **Description**

11 The **task** construct is a task generating construct. When a thread encounters a **task** construct, an
12 explicit task is generated from the code for the associated structured block. The data environment
13 of the task is created according to the data-sharing attribute clauses on the **task** construct, per-data
14 environment ICVs, and any defaults that apply. The data environment of the task is destroyed when
15 the execution code of the associated structured block is completed.

16 The encountering thread may immediately execute the task, or defer its execution. In the latter case,
17 any thread in the team may be assigned the task. Completion of the task can be guaranteed using
18 task synchronization constructs and clauses. If a **task** construct is encountered during execution
19 of an outer task, the generated **task** region that corresponds to this construct is not a part of the
20 outer task region unless the generated task is an included task.

21 If a **detach** clause is present on a **task** construct a new *allow-completion* event is created and
22 connected to the completion of the associated **task** region. The original *event-handle* is updated
23 to represent that *allow-completion* event before the task data environment is created. The
24 *event-handle* is considered as if it was specified on a **firstprivate** clause. The use of a
25 variable in a **detach** clause expression of a **task** construct causes an implicit reference to the
26 variable in all enclosing constructs.

27 If no **detach** clause is present on a **task** construct the generated task is completed when the
28 execution of its associated structured block is completed. If a **detach** clause is present on a **task**
29 construct, the task is completed when the execution of its associated structured block is completed
30 and the *allow-completion* event is fulfilled.

31 When an **if** clause is present on a **task** construct and the **if** clause expression evaluates to *false*,
32 an undeferred task is generated, and the encountering thread must suspend the current task region,
33 for which execution cannot be resumed until execution of the structured block that is associated
34 with the generated task is completed. The use of a variable in an **if** clause expression of a **task**
35 construct causes an implicit reference to the variable in all enclosing constructs.

1 When a **final** clause is present on a **task** construct and the **final** clause expression evaluates
2 to *true*, the generated task is a final task. All **task** constructs that are encountered during
3 execution of a final task generate final and included tasks. The use of a variable in a **final** clause
4 expression of a **task** construct causes an implicit reference to the variable in all enclosing
5 constructs. Encountering a **task** construct with the **detach** clause during the execution of a final
6 task results in unspecified behavior.

7 The **if** clause expression and the **final** clause expression are evaluated in the context outside of
8 the **task** construct, and no ordering of those evaluations is specified.

9 A thread that encounters a task scheduling point within the **task** region may temporarily suspend
10 the **task** region. By default, a task is tied and its suspended **task** region can only be resumed by
11 the thread that started its execution. If the **untied** clause is present on a **task** construct, any
12 thread in the team can resume the **task** region after a suspension. The **untied** clause is ignored
13 if the task is a final or an included task.

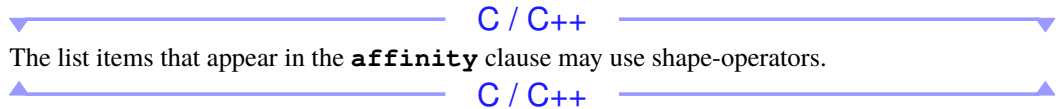
14 The **task** construct includes a task scheduling point in the task region of its generating task,
15 immediately following the generation of the explicit task. Each explicit **task** region includes a
16 task scheduling point at the end of its associated structured block.

17 When the **mergeable** clause is present on a **task** construct, the generated task is a *mergeable*
18 *task*.

19 The **priority** clause is a hint for the priority of the generated task. The *priority-value* is a
20 non-negative integer expression that provides a hint for task execution order. Among all tasks ready
21 to be executed, higher priority tasks (those with a higher numerical value in the **priority** clause
22 expression) are recommended to execute before lower priority ones. The default *priority-value*
23 when no **priority** clause is specified is zero (the lowest priority). If a value is specified in the
24 **priority** clause that is higher than the *max-task-priority-var* ICV then the implementation will
25 use the value of that ICV. A program that relies on the task execution order being determined by the
26 *priority-value* may have unspecified behavior.

27 The **affinity** clause is a hint to indicate data affinity of the generated task. The task is
28 recommended to execute close to the location of the list items. A program that relies on the task
29 execution location being determined by this list may have unspecified behavior.

30 The list items that appear in the **affinity** clause may reference iterators defined by an
31 *iterators-definition* that appears in the same clause. The list items that appear in the **affinity**
32 clause may include array sections.

33 The list items that appear in the **affinity** clause may use shape-operators.
34 

34 If a list item appears in an **affinity** clause then data affinity refers to the original list item.

Note – When storage is shared by an explicit **task** region, the programmer must ensure, by adding proper synchronization, that the storage does not reach the end of its lifetime before the explicit **task** region completes its execution.

Execution Model Events

The *task-create* event occurs when a thread encounters a construct that causes a new task to be created. The event occurs after the task is initialized but before it begins execution or is deferred.

Tool Callbacks

A thread dispatches a registered **ompt_callback_task_create** callback for each occurrence of a *task-create* event in the context of the encountering task. This callback has the type signature **ompt_callback_task_create_t** and the *flags* argument indicates the task types shown in Table 2.7.

TABLE 2.7: **ompt_callback_task_create** Callback Flags Evaluation

Operation	Evaluates to true
$(flags \ \& \ \text{ompt_task_explicit})$	Always in the dispatched callback
$(flags \ \& \ \text{ompt_task_undeferred})$	If the task is an undeferred task
$(flags \ \& \ \text{ompt_task_final})$	If the task is a final task
$(flags \ \& \ \text{ompt_task_untied})$	If the task is an untied task
$(flags \ \& \ \text{ompt_task_mergeable})$	If the task is a mergeable task
$(flags \ \& \ \text{ompt_task_merged})$	If the task is a merged task

Restrictions

Restrictions to the **task** construct are as follows:

- A program must not depend on any ordering of the evaluations of the clauses of the **task** directive, or on any side effects of the evaluations of the clauses.
- At most one **if** clause can appear on the directive.
- At most one **final** clause can appear on the directive.
- At most one **priority** clause can appear on the directive.
- At most one **detach** clause can appear on the directive.
- If a **detach** clause appears on the directive, then a **mergeable** clause cannot appear on the same directive.

- A throw executed inside a **task** region must cause execution to resume within the same **task** region, and the same thread that threw the exception must catch it.

Cross References

- Task scheduling constraints, see Section 2.12.6.
- **allocate** clause, see Section 2.13.4.
- **if** clause, see Section 2.18.
- **depend** clause, see Section 2.19.11.
- Data-sharing attribute clauses, Section 2.21.4.
- **in_reduction** clause, see Section 2.21.5.6.
- **omp_fulfill_event**, see Section 3.11.1.
- **ompt_callback_task_create_t**, see Section 4.5.2.7.

2.12.2 taskloop Construct

Summary

The **taskloop** construct specifies that the iterations of one or more associated loops will be executed in parallel using explicit tasks. The iterations are distributed across tasks generated by the construct and scheduled to be executed.

Syntax

The syntax of the **taskloop** construct is as follows:

```
#pragma omp taskloop [clause[ , ] clause] ...] new-line
    loop-nest
```

where *loop-nest* is a canonical loop nest and *clause* is one of the following:

```
if ([ taskloop : ] scalar-expression)
    shared (list)
    private (list)
    firstprivate (list)
    lastprivate (list)
    reduction ([ default , ] reduction-identifier : list)
    in_reduction (reduction-identifier : list)
```

```

1  default (data-sharing-attribute)
2  grainsize ([strict:]grain-size)
3  num_tasks ([strict:]num-tasks)
4  collapse (n)
5  final (scalar-expr)
6  priority (priority-value)
7  untied
8  mergeable
9  nogroup
10 allocate ([allocator :] list)

```

← C / C++ →

← Fortran →

11 The syntax of the **taskloop** construct is as follows:

```

12 !$omp taskloop [clause[[,] clause] ...]
13     loop-nest
14 [!$omp end taskloop]

```

15 where *loop-nest* is a canonical loop nest and *clause* is one of the following:

```

16 if ([ taskloop :] scalar-logical-expression)
17     shared (list)
18     private (list)
19     firstprivate (list)
20     lastprivate (list)
21     reduction ([default ,]reduction-identifier : list)
22     in_reduction (reduction-identifier : list)
23     default (data-sharing-attribute)
24     grainsize ([strict:]grain-size)
25     num_tasks ([strict:]num-tasks)
26     collapse (n)
27     final (scalar-logical-expr)
28     priority (priority-value)
29     untied
30     mergeable

```

```
1  | nogroup  
2  | allocate ([allocator :] list)
```

3 If an **end taskloop** directive is not specified, an **end taskloop** directive is assumed at the end
4 of the *do-loops*.

Fortran

Binding

5 The binding thread set of the **taskloop** region is the current team. A **taskloop** region binds to
6 the innermost enclosing **parallel** region.
7

Description

8 The **taskloop** construct is a task generating construct. When a thread encounters a **taskloop**
9 construct, the construct partitions the iterations of the associated loops into explicit tasks for
10 parallel execution. The data environment of each generated task is created according to the
11 data-sharing attribute clauses on the **taskloop** construct, per-data environment ICVs, and any
12 defaults that apply. The order of the creation of the loop tasks is unspecified. Programs that rely on
13 any execution order of the logical iterations are non-conforming.
14

15 By default, the **taskloop** construct executes as if it was enclosed in a **taskgroup** construct
16 with no statements or directives outside of the **taskloop** construct. Thus, the **taskloop**
17 construct creates an implicit **taskgroup** region. If the **nogroup** clause is present, no implicit
18 **taskgroup** region is created.

19 If a **reduction** clause is present, the behavior is as if a **task_reduction** clause with the
20 same reduction operator and list items was applied to the implicit **taskgroup** construct that
21 encloses the **taskloop** construct. The **taskloop** construct executes as if each generated task
22 was defined by a **task** construct on which an **in_reduction** clause with the same reduction
23 operator and list items is present. Thus, the generated tasks are participants of the reduction defined
24 by the **task_reduction** clause that was applied to the implicit **taskgroup** construct.

25 If an **in_reduction** clause is present, the behavior is as if each generated task was defined by a
26 **task** construct on which an **in_reduction** clause with the same reduction operator and list
27 items is present. Thus, the generated tasks are participants of a reduction previously defined by a
28 reduction scoping clause.

29 If a **grainsize** clause is present, the number of logical iterations assigned to each generated task
30 is greater than or equal to the minimum of the value of the *grain-size* expression and the number of
31 logical iterations, but less than two times the value of the *grain-size* expression. If the **grainsize**
32 clause has the **strict** modifier, the number of logical iterations assigned to each generated task is
33 equal to the value of the *grain-size* expression, except for the generated task that contains the
34 sequentially last iteration, which may have fewer iterations. The parameter of the **grainsize**
35 clause must be a positive integer expression.

36 If **num_tasks** is specified, the **taskloop** construct creates as many tasks as the minimum of the
37 *num-tasks* expression and the number of logical iterations. Each task must have at least one logical

1 iteration. The parameter of the **num_tasks** clause must be a positive integer expression. If the
2 **num_tasks** clause has the **strict** modifier for a task loop with N logical iterations, the logical
3 iterations are partitioned in a balanced manner and each partition is assigned, in order, to a
4 generated task. The partition size is $\lceil N/num_tasks \rceil$ until the number of remaining iterations
5 divides the number of remaining tasks evenly, at which point the partition size becomes
6 $\lfloor N/num_tasks \rfloor$.

7 If neither a **grainsize** nor **num_tasks** clause is present, the number of loop tasks generated
8 and the number of logical iterations assigned to these tasks is implementation defined.

9 The **collapse** clause may be used to specify how many loops are associated with the **taskloop**
10 construct. The parameter of the **collapse** clause must be a constant positive integer expression.
11 If the **collapse** clause is omitted, the behavior is as if a **collapse** clause with a parameter
12 value of one was specified. The **collapse** clause specifies the number of loops that are collapsed
13 into a logical iteration space that is then divided according to the **grainsize** and **num_tasks**
14 clauses.

15 At the beginning of each logical iteration, the loop iteration variable or the variable declared by
16 *range-decl* of each associated loop has the value that it would have if the set of the associated loops
17 was executed sequentially.

18 The iteration count for each associated loop is computed before entry to the outermost loop. If
19 execution of any associated loop changes any of the values used to compute any of the iteration
20 counts, then the behavior is unspecified.

21 When an **if** clause is present and the **if** clause expression evaluates to *false*, undeferred tasks are
22 generated. The use of a variable in an **if** clause expression causes an implicit reference to the
23 variable in all enclosing constructs.

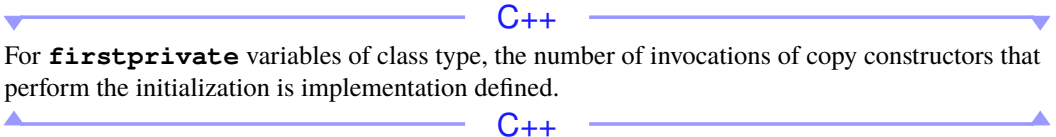
24 When a **final** clause is present and the **final** clause expression evaluates to *true*, the generated
25 tasks are final tasks. The use of a variable in a **final** clause expression of a **taskloop** construct
26 causes an implicit reference to the variable in all enclosing constructs.

27 When a **priority** clause is present, the generated tasks use the *priority-value* as if it was
28 specified for each individual task. If the **priority** clause is not specified, tasks generated by the
29 **taskloop** construct have the default task priority (zero).

30 When the **untied** clause is present, each generated task is an untied task.

31 When the **mergeable** clause is present, each generated task is a mergeable task.

32 For **firstprivate** variables of class type, the number of invocations of copy constructors that
33 perform the initialization is implementation defined.



1
2 **Note** – When storage is shared by a **taskloop** region, the programmer must ensure, by adding
3 proper synchronization, that the storage does not reach the end of its lifetime before the **taskloop**
4 region and its descendant tasks complete their execution.
5

6 **Execution Model Events**

7 The *taskloop-begin* event occurs after a task encounters a **taskloop** construct but before any
8 other events that may trigger as a consequence of executing the **taskloop** region. Specifically, a
9 *taskloop-begin* event for a **taskloop** region will precede the *taskgroup-begin* that occurs unless a
10 **nogroup** clause is present. Regardless of whether an implicit taskgroup is present, a
11 *taskloop-begin* will always precede any *task-create* events for generated tasks.

12 The *taskloop-end* event occurs after a **taskloop** region finishes execution but before resuming
13 execution of the encountering task.

14 The *taskloop-iteration-begin* event occurs before an explicit task executes each iteration of a
15 **taskloop** region.

16 **Tool Callbacks**

17 A thread dispatches a registered **ompt_callback_work** callback for each occurrence of a
18 *taskloop-begin* and *taskloop-end* event in that thread. The callback occurs in the context of the
19 encountering task. The callback has type signature **ompt_callback_work_t**. The callback
20 receives **ompt_scope_begin** or **ompt_scope_end** as its *endpoint* argument, as appropriate,
21 and **ompt_work_taskloop** as its *wstype* argument.

22 A thread dispatches a registered **ompt_callback_dispatch** callback for each occurrence of a
23 *taskloop-iteration-begin* event in that thread. The callback occurs in the context of the encountering
24 task. The callback has type signature **ompt_callback_dispatch_t**.

25 **Restrictions**

26 Restrictions to the **taskloop** construct are as follows:

- 27 • If a **reduction** clause is present, the **nogroup** clause must not be specified.
- 28 • The same list item cannot appear in both a **reduction** and an **in_reduction** clause.
- 29 • At most one **grainsize** clause can appear on the directive.
- 30 • At most one **num_tasks** clause can appear on the directive.
- 31 • Neither the **grainsize** clause nor the **num_tasks** clause may appear on the directive if any
32 of the associated loops is a non-rectangular loop.
- 33 • The **grainsize** clause and **num_tasks** clause are mutually exclusive and may not appear on
34 the same **taskloop** directive.
- 35 • At most one **collapse** clause can appear on the directive.

- 1 • At most one **if** clause can appear on the directive.
- 2 • At most one **final** clause can appear on the directive.
- 3 • At most one **priority** clause can appear on the directive.

4 Cross References

- 5 • Canonical loop nest form, see Section 2.11.1.
- 6 • **tile** construct, see Section 2.11.9.1.
- 7 • **task** construct, Section 2.12.1.
- 8 • **if** clause, see Section 2.18.
- 9 • **taskgroup** construct, Section 2.19.6.
- 10 • Data-sharing attribute clauses, Section 2.21.4.
- 11 • **ompt_scope_begin** and **ompt_scope_end**, see Section 4.4.4.11.
- 12 • **ompt_work_taskloop**, see Section 4.4.4.15.
- 13 • **ompt_callback_work_t**, see Section 4.5.2.5.
- 14 • **ompt_callback_dispatch_t**, see Section 4.5.2.6.

15 2.12.3 taskloop simd Construct

16 Summary

17 The **taskloop simd** construct specifies a loop that can be executed concurrently using SIMD
18 instructions and that those iterations will also be executed in parallel using explicit tasks. The
19 **taskloop simd** construct is a composite construct.

20 Syntax

C / C++

21 The syntax of the **taskloop simd** construct is as follows:

```
22 #pragma omp taskloop simd [clause[[,] clause] ...] new-line  
23     loop-nest
```

24 where *loop-nest* is a canonical loop nest and *clause* can be any of the clauses accepted by the
25 **taskloop** or **simd** directives with identical meanings and restrictions.

C / C++

Fortran

1 The syntax of the **taskloop simd** construct is as follows:

```
2 !$omp taskloop simd [clause[[,] clause] ...]  
3 loop-nest  
4 !$omp end taskloop simd
```

5 where *loop-nest* is a canonical loop nest and *clause* can be any of the clauses accepted by the
6 **taskloop** or **simd** directives with identical meanings and restrictions.

7 If an **end taskloop simd** directive is not specified, an **end taskloop simd** directive is
8 assumed at the end of the *do-loops*.

Fortran

9 Binding

10 The binding thread set of the **taskloop simd** region is the current team. A **taskloop simd**
11 region binds to the innermost enclosing parallel region.

12 Description

13 The **taskloop simd** construct first distributes the iterations of the associated loops across tasks
14 in a manner consistent with any clauses that apply to the **taskloop** construct. The resulting tasks
15 are then converted to a SIMD loop in a manner consistent with any clauses that apply to the **simd**
16 construct, except for the **collapse** clause. For the purposes of each task's conversion to a SIMD
17 loop, the **collapse** clause is ignored and the effect of any **in_reduction** clause is as if a
18 **reduction** clause with the same reduction operator and list items is present on the **simd**
19 construct.

20 Execution Model Events

21 This composite construct generates the same events as the **taskloop** construct.

22 Tool Callbacks

23 This composite construct dispatches the same callbacks as the **taskloop** construct.

24 Restrictions

25 Restrictions to the **taskloop simd** construct are as follows:

- 26 • The restrictions for the **taskloop** and **simd** constructs apply.
- 27 • The **conditional** modifier may not appear in a **lastprivate** clause.
- 28 • If any **if** clause on the directive includes a *directive-name-modifier* then all **if** clauses on the
29 directive must include a *directive-name-modifier*.
- 30 • At most one **if** clause without a *directive-name-modifier* can appear on the directive.
- 31 • At most one **if** clause with the **taskloop** *directive-name-modifier* can appear on the directive.
- 32 • At most one **if** clause with the **simd** *directive-name-modifier* can appear on the directive.

Cross References

- Canonical loop nest form, see Section [2.11.1](#).
- `simd` construct, see Section [2.11.5.1](#).
- `taskloop` construct, see Section [2.12.2](#).
- Data-sharing attribute clauses, see Section [2.21.4](#).

2.12.4 `taskyield` Construct

Summary

The `taskyield` construct specifies that the current task can be suspended in favor of execution of a different task. The `taskyield` construct is a stand-alone directive.

Syntax

C / C++

The syntax of the `taskyield` construct is as follows:

```
#pragma omp taskyield new-line
```

C / C++

Fortran

The syntax of the `taskyield` construct is as follows:

```
!$omp taskyield
```

Fortran

Binding

A `taskyield` region binds to the current task region. The binding thread set of the `taskyield` region is the current team.

Description

The `taskyield` region includes an explicit task scheduling point in the current task region.

Cross References

- Task scheduling, see Section [2.12.6](#).

2.12.5 Initial Task

Execution Model Events

No events are associated with the implicit parallel region in each initial thread.

The *initial-thread-begin* event occurs in an initial thread after the OpenMP runtime invokes the tool initializer but before the initial thread begins to execute the first OpenMP region in the initial task.

The *initial-task-begin* event occurs after an *initial-thread-begin* event but before the first OpenMP region in the initial task begins to execute.

The *initial-task-end* event occurs before an *initial-thread-end* event but after the last OpenMP region in the initial task finishes execution.

The *initial-thread-end* event occurs as the final event in an initial thread at the end of an initial task immediately prior to invocation of the tool finalizer.

Tool Callbacks

A thread dispatches a registered `ompt_callback_thread_begin` callback for the *initial-thread-begin* event in an initial thread. The callback occurs in the context of the initial thread. The callback has type signature `ompt_callback_thread_begin_t`. The callback receives `ompt_thread_initial` as its *thread_type* argument.

A thread dispatches a registered `ompt_callback_implicit_task` callback with `ompt_scope_begin` as its *endpoint* argument for each occurrence of an *initial-task-begin* event in that thread. Similarly, a thread dispatches a registered `ompt_callback_implicit_task` callback with `ompt_scope_end` as its *endpoint* argument for each occurrence of an *initial-task-end* event in that thread. The callbacks occur in the context of the initial task and have type signature `ompt_callback_implicit_task_t`. In the dispatched callback, `(flag & ompt_task_initial)` always evaluates to *true*.

A thread dispatches a registered `ompt_callback_thread_end` callback for the *initial-thread-end* event in that thread. The callback occurs in the context of the thread. The callback has type signature `ompt_callback_thread_end_t`. The implicit parallel region does not dispatch a `ompt_callback_parallel_end` callback; however, the implicit parallel region can be finalized within this `ompt_callback_thread_end` callback.

Cross References

- `ompt_thread_initial`, see Section [4.4.4.10](#).
- `ompt_task_initial`, see Section [4.4.4.18](#).
- `ompt_callback_thread_begin_t`, see Section [4.5.2.1](#).
- `ompt_callback_thread_end_t`, see Section [4.5.2.2](#).
- `ompt_callback_parallel_begin_t`, see Section [4.5.2.3](#).
- `ompt_callback_parallel_end_t`, see Section [4.5.2.4](#).
- `ompt_callback_implicit_task_t`, see Section [4.5.2.11](#).

2.12.6 Task Scheduling

Whenever a thread reaches a task scheduling point, the implementation may cause it to perform a task switch, beginning or resuming execution of a different task bound to the current team. Task scheduling points are implied at the following locations:

- during the generation of an explicit task;
- the point immediately following the generation of an explicit task;
- after the point of completion of the structured block associated with a task;
- in a **taskyield** region;
- in a **taskwait** region;
- at the end of a **taskgroup** region;
- in an implicit barrier region;
- in an explicit **barrier** region;
- during the generation of a **target** region;
- the point immediately following the generation of a **target** region;
- at the beginning and end of a **target data** region;
- in a **target update** region;
- in a **target enter data** region;
- in a **target exit data** region;
- in the **omp_target_memcpy** routine;
- in the **omp_target_memcpy_async** routine;
- in the **omp_target_memcpy_rect** routine; and
- in the **omp_target_memcpy_rect_async** routine.

When a thread encounters a task scheduling point it may do one of the following, subject to the *Task Scheduling Constraints* (below):

- begin execution of a tied task bound to the current team;
- resume any suspended task region, bound to the current team, to which it is tied;
- begin execution of an untied task bound to the current team; or
- resume any suspended untied task region bound to the current team.

If more than one of the above choices is available, which one is chosen is unspecified.

1 *Task Scheduling Constraints* are as follows:

- 2 1. Scheduling of new tied tasks is constrained by the set of task regions that are currently tied to the
3 thread and that are not suspended in a barrier region. If this set is empty, any new tied task may
4 be scheduled. Otherwise, a new tied task may be scheduled only if it is a descendant task of
5 every task in the set.
- 6 2. A dependent task shall not start its execution until its task dependences are fulfilled.
- 7 3. A task shall not be scheduled while any task with which it is mutually exclusive has been
8 scheduled but has not yet completed.
- 9 4. When an explicit task is generated by a construct that contains an **if** clause for which the
10 expression evaluated to *false*, and the previous constraints are already met, the task is executed
11 immediately after generation of the task.

12 A program that relies on any other assumption about task scheduling is non-conforming.

13

14 **Note** – Task scheduling points dynamically divide task regions into parts. Each part is executed
15 uninterrupted from start to end. Different parts of the same task region are executed in the order in
16 which they are encountered. In the absence of task synchronization constructs, the order in which a
17 thread executes parts of different schedulable tasks is unspecified.

18 A program must behave correctly and consistently with all conceivable scheduling sequences that
19 are compatible with the rules above.

20 For example, if **threadprivate** storage is accessed (explicitly in the source code or implicitly
21 in calls to library routines) in one part of a task region, its value cannot be assumed to be preserved
22 into the next part of the same task region if another schedulable task exists that modifies it.

23 As another example, if a lock acquire and release happen in different parts of a task region, no
24 attempt should be made to acquire the same lock in any part of another task that the executing
25 thread may schedule. Otherwise, a deadlock is possible. A similar situation can occur when a
26 **critical** region spans multiple parts of a task and another schedulable task contains a
27 **critical** region with the same name.

28 The use of **threadprivate** variables and the use of locks or critical sections in an explicit task with an
29 **if** clause must take into account that when the **if** clause evaluates to *false*, the task is executed
30 immediately, without regard to *Task Scheduling Constraint 2*.

32 **Execution Model Events**

33 The *task-schedule* event occurs in a thread when the thread switches tasks at a task scheduling
34 point; no event occurs when switching to or from a merged task.

1 Tool Callbacks

2 A thread dispatches a registered `ompt_callback_task_schedule` callback for each
3 occurrence of a *task-schedule* event in the context of the task that begins or resumes. This callback
4 has the type signature `ompt_callback_task_schedule_t`. The argument *prior_task_status*
5 is used to indicate the cause for suspending the prior task. This cause may be the completion of the
6 prior task region, the encountering of a `taskyield` construct, or the encountering of an active
7 cancellation point.

8 Cross References

- 9 • `ompt_callback_task_schedule_t`, see Section 4.5.2.10.

10 2.13 Memory Management Directives

11 2.13.1 Memory Spaces

12 OpenMP memory spaces represent storage resources where variables can be stored and retrieved.
13 Table 2.8 shows the list of predefined memory spaces. The selection of a given memory space
14 expresses an intent to use storage with certain traits for the allocations. The actual storage resources
15 that each memory space represents are implementation defined.

TABLE 2.8: Predefined Memory Spaces

Memory space name	Storage selection intent
<code>omp_default_mem_space</code>	Represents the system default storage
<code>omp_large_cap_mem_space</code>	Represents storage with large capacity
<code>omp_const_mem_space</code>	Represents storage optimized for variables with constant values
<code>omp_high_bw_mem_space</code>	Represents storage with high bandwidth
<code>omp_low_lat_mem_space</code>	Represents storage with low latency

16 Variables allocated in the `omp_const_mem_space` memory space may be initialized through
17 the `firstprivate` clause or with compile time constants for static and constant variables.
18 Implementation-defined mechanisms to provide the constant value of these variables may also be
19 supported.

20 Restrictions

21 Restrictions to OpenMP memory spaces are as follows:

- 22 • Variables in the `omp_const_mem_space` memory space may not be written.

Cross References

- `omp_init_allocator` routine, see Section 3.13.2.

2.13.2 Memory Allocators

OpenMP memory allocators can be used by a program to make allocation requests. When a memory allocator receives a request to allocate storage of a certain size, an allocation of logically consecutive *memory* in the resources of its associated memory space of at least the size that was requested will be returned if possible. This allocation will not overlap with any other existing allocation from an OpenMP memory allocator.

The behavior of the allocation process can be affected by the allocator traits that the user specifies. Table 2.9 shows the allowed allocator traits, their possible values and the default value of each trait.

TABLE 2.9: Allocator Traits

Allocator trait	Allowed values	Default value
<code>sync_hint</code>	<code>contended</code> , <code>uncontended</code> , <code>serialized</code> , <code>private</code>	<code>contended</code>
<code>alignment</code>	A positive integer value that is a power of 2	1 byte
<code>access</code>	<code>all</code> , <code>cgroup</code> , <code>pteam</code> , <code>thread</code>	<code>all</code>
<code>pool_size</code>	Positive integer value	Implementation defined
<code>fallback</code>	<code>default_mem_fb</code> , <code>null_fb</code> , <code>abort_fb</code> , <code>allocator_fb</code>	<code>default_mem_fb</code>
<code>fb_data</code>	an allocator handle	(none)
<code>pinned</code>	<code>true</code> , <code>false</code>	<code>false</code>
<code>partition</code>	<code>environment</code> , <code>nearest</code> , <code>blocked</code> , <code>interleaved</code>	<code>environment</code>

The `sync_hint` trait describes the expected manner in which multiple threads may use the allocator. The values and their descriptions are:

- **contended:** high contention is expected on the allocator; that is, many threads are expected to request allocations simultaneously.
- **uncontended:** low contention is expected on the allocator; that is, few threads are expected to request allocations simultaneously.

- 1 • **serialized**: only one thread at a time will request allocations with the allocator. Requesting
2 two allocations simultaneously when specifying **serialized** results in unspecified behavior.
- 3 • **private**: the same thread will request allocations with the allocator every time. Requesting an
4 allocation from different threads, simultaneously or not, when specifying **private** results in
5 unspecified behavior.

6 Allocated memory will be byte aligned to at least the value specified for the **alignment** trait of
7 the allocator. Some directives and API routines can specify additional requirements on alignment
8 beyond those described in this section.

9 Memory allocated by allocators with the **access** trait defined to be **all** must be accessible by all
10 threads in the device where the allocation was requested. Memory allocated by allocators with the
11 **access** trait defined to be **cgroup** will be memory accessible by all threads in the same
12 contention group as the thread that requested the allocation. Attempts to access the memory
13 returned by an allocator with the **access** trait defined to be **cgroup** from a thread that is not part
14 of the same contention group as the thread that allocated the memory result in unspecified behavior.
15 Memory allocated by allocators with the **access** trait defined to be **pteam** will be memory
16 accessible by all threads that bind to the same **parallel** region of the thread that requested the
17 allocation. Attempts to access the memory returned by an allocator with the **access** trait defined
18 to be **pteam** from a thread that does not bind to the same **parallel** region as the thread that
19 allocated the memory result in unspecified behavior. Memory allocated by allocators with the
20 **access** trait defined to be **thread** will be memory accessible by the thread that requested the
21 allocation. Attempts to access the memory returned by an allocator with the **access** trait defined
22 to be **thread** from a thread other than the one that allocated the memory result in unspecified
23 behavior.

24 The total amount of storage in bytes that an allocator can use is limited by the **pool_size** trait.
25 For allocators with the **access** trait defined to be **all**, this limit refers to allocations from all
26 threads that access the allocator. For allocators with the **access** trait defined to be **cgroup**, this
27 limit refers to allocations from threads that access the allocator from the same contention group. For
28 allocators with the **access** trait defined to be **pteam**, this limit refers to allocations from threads
29 that access the allocator from the same parallel team. For allocators with the **access** trait defined
30 to be **thread**, this limit refers to allocations from each thread that accesses the allocator. Requests
31 that would result in using more storage than **pool_size** will not be fulfilled by the allocator.

32 The **fallback** trait specifies how the allocator behaves when it cannot fulfill an allocation
33 request. If the **fallback** trait is set to **null_fb**, the allocator returns the value zero if it fails to
34 allocate the memory. If the **fallback** trait is set to **abort_fb**, program execution will be
35 terminated if the allocation fails. If the **fallback** trait is set to **allocator_fb** then when an
36 allocation fails the request will be delegated to the allocator specified in the **fb_data** trait. If the
37 **fallback** trait is set to **default_mem_fb** then when an allocation fails another allocation will
38 be tried in **omp_default_mem_space**, which assumes all allocator traits to be set to their
39 default values except for **fallback** trait, which will be set to **null_fb**.

1 Allocators with the **pinned** trait defined to be **true** ensure that their allocations remain in the
2 same storage resource at the same location for their entire lifetime.

3 The **partition** trait describes the partitioning of allocated memory over the storage resources
4 represented by the memory space associated with the allocator. The partitioning will be done in
5 parts with a minimum size that is implementation defined. The values are:

- 6 • **environment**: the placement of allocated memory is determined by the execution
7 environment;
- 8 • **nearest**: allocated memory is placed in the storage resource that is nearest to the thread that
9 requests the allocation;
- 10 • **blocked**: allocated memory is partitioned into parts of approximately the same size with at
11 most one part per storage resource; and
- 12 • **interleaved**: allocated memory parts are distributed in a round-robin fashion across the
13 storage resources.

14 Table 2.10 shows the list of predefined memory allocators and their associated memory spaces. The
15 predefined memory allocators have default values for their allocator traits unless otherwise
16 specified.

TABLE 2.10: Predefined Allocators

Allocator name	Associated memory space	Non-default trait values
<code>omp_default_mem_alloc</code>	<code>omp_default_mem_space</code>	<code>fallback:null_fb</code>
<code>omp_large_cap_mem_alloc</code>	<code>omp_large_cap_mem_space</code>	(none)
<code>omp_const_mem_alloc</code>	<code>omp_const_mem_space</code>	(none)
<code>omp_high_bw_mem_alloc</code>	<code>omp_high_bw_mem_space</code>	(none)
<code>omp_low_lat_mem_alloc</code>	<code>omp_low_lat_mem_space</code>	(none)
<code>omp_cgroup_mem_alloc</code>	Implementation defined	<code>access:cgroup</code>
<code>omp_pteam_mem_alloc</code>	Implementation defined	<code>access:pteam</code>
<code>omp_thread_mem_alloc</code>	Implementation defined	<code>access:thread</code>

▼ **Fortran** ▲

17 If any operation of the base language causes a reallocation of a variable that is allocated with a
18 memory allocator then that memory allocator will be used to deallocate the current memory and to
19 allocate the new memory. For allocated allocatable components of such variables, the allocator that
20 will be used for the deallocation and allocation is unspecified.

▲ **Fortran** ▼

Cross References

- `omp_init_allocator` routine, see Section 3.13.2.
- `omp_destroy_allocator` routine, see Section 3.13.3.
- `omp_set_default_allocator` routine, see Section 3.13.4.
- `omp_get_default_allocator` routine, see Section 3.13.5.
- `OMP_ALLOCATOR` environment variable, see Section 6.22.

2.13.3 `allocate` Directive

Summary

The `allocate` directive specifies how to allocate the specified variables. The `allocate` directive is a declarative directive if it is not associated with an allocation statement.

Syntax

C / C++

The syntax of the `allocate` directive is as follows:

```
#pragma omp allocate (list) [clause [ , ] clause] ... ] new-line
```

where *clause* is one of the following:

```
allocator (allocator)  
align (alignment)
```

where *allocator* is an expression of `omp_allocator_handle_t` type and *alignment* is a constant positive integer expression with a value that is a power of two.

C / C++

Fortran

The syntax of the `allocate` directive is as follows:

```
!$omp allocate (list) [clause [ , ] clause] ... ]
```

or

```
!$omp allocate [ (list) ] [clause [ , ] clause] ... ]  
!$omp allocate [ (list) ] [clause [ , ] clause] ... ]  
[...]  
allocate-stmt
```

where *allocate-stmt* is a Fortran `ALLOCATE` statement and *clause* is one of the following:

```
allocator (allocator)  
align (alignment)
```

1 where *allocator* is an integer expression of `omp_allocator_handle_kind` *kind* and
2 *alignment* is a constant scalar positive integer expression with a value that is a power of two.

Fortran

Description

3 The storage for each list item that appears in the `allocate` directive is provided by an allocation
4 through a memory allocator. If no `allocator` clause is specified then the memory allocator
5 specified by the `def-allocator-var` ICV is used. If the `allocator` clause is specified, the memory
6 allocator specified in the clause is used. If the `align` clause is specified then the allocation of each
7 list item is byte aligned to at least the maximum of the alignment required by the base language for
8 the type of that list item, the `alignment` trait of the allocator and the *alignment* value of the
9 `align` clause. If the `align` clause is not specified then the allocation of each list item is byte
10 aligned to at least the maximum of the alignment required by the base language for the type of that
11 list item and the `alignment` trait of the allocator.
12

13 The scope of this allocation is that of the list item in the base language. At the end of the scope for a
14 given list item the memory allocator used to allocate that list item deallocates the storage.

Fortran

15 If the directive is associated with an *allocate-stmt*, the *allocate-stmt* allocates all list items that
16 appear in the directive list using the specified memory allocator. If no list items are specified then
17 all variables that are listed by the *allocate-stmt* and are not listed in an `allocate` directive
18 associated with the statement are allocated with the specified memory allocator.

Fortran

19 For allocations that arise from this directive the `null_fb` value of the fallback allocator trait
20 behaves as if the `abort_fb` had been specified.

Restrictions

21 Restrictions to the `allocate` directive are as follows:

- 22 • At most one `allocator` clause may appear on the directive.
- 23 • At most one `align` clause may appear on the directive.
- 24 • A variable that is part of another variable (as an array or structure element) cannot appear in a
25 declarative `allocate` directive.
- 26 • A declarative `allocate` directive must appear in the same scope as the declarations of each of
27 its list items and must follow all such declarations.
- 28 • A declared variable may appear as a list item in at most one declarative `allocate` directive in a
29 given compilation unit.
- 30 • At most one `allocator` clause can appear on the `allocate` directive.
- 31

1 ● **allocate** directives that appear in a **target** region must specify an **allocator** clause
2 unless a **requires** directive with the **dynamic_allocators** clause is present in the same
3 compilation unit.

C / C++

- 4 ● If a list item has static storage duration, the **allocator** clause must be specified and the
5 *allocator* expression in the clause must be a constant expression that evaluates to one of the
6 predefined memory allocator values.
- 7 ● A variable that is declared in a namespace or global scope may only appear as a list item in an
8 **allocate** directive if an **allocate** directive that lists the variable follows a declaration that
9 defines the variable and if all **allocate** directives that list the variable specify the same
10 allocator.

C / C++

C

- 11 ● After a list item has been allocated, the scope that contains the **allocate** directive must not
12 end abnormally, such as through a call to the **longjmp** function.

C

C++

- 13 ● After a list item has been allocated, the scope that contains the **allocate** directive must not end
14 abnormally, such as through a call to the **longjmp** function, other than through C++ exceptions.
- 15 ● A variable that has a reference type may not appear as a list item in an **allocate** directive.

C++

Fortran

- 16 ● An **allocate** directive that is associated with an *allocate-stmt* and specifies a *list* must be
17 preceded by an executable statement or OpenMP construct.
- 18 ● A list item that is specified in a declarative **allocate** directive must not have the
19 **ALLOCATABLE** or **POINTER** attribute.
- 20 ● If a list item is specified in an **allocate** directive that is associated with an *allocate-stmt*, it
21 must appear as one of the data objects in the allocation list of that statement.
- 22 ● A list item may not be specified more than once in an **allocate** directive that is associated
23 with an *allocate-stmt*.
- 24 ● If multiple directives are associated with an *allocate-stmt* then at most one directive may specify
25 no list items.
- 26 ● If a list item has the **SAVE** attribute, either explicitly or implicitly, or is a common block name
27 then the **allocator** clause must be specified and only predefined memory allocator
28 parameters can be used in the clause.
- 29 ● A variable that is part of a common block may not be specified as a list item in an **allocate**
30 directive, except implicitly via the named common block.

- A named common block may appear as a list item in at most one **allocate** directive in a given compilation unit.
- If a named common block appears as a list item in an **allocate** directive, it must appear as a list item in an **allocate** directive that specifies the same allocator in every compilation unit in which the common block is used.
- An associate name may not appear as a list item in an **allocate** directive.
- A type parameter inquiry cannot appear in an **allocate** directive.

Fortran

Cross References

- *def-allocator-var* ICV, see Section 2.4.1.
- Memory allocators, see Section 2.13.2.
- `omp_allocator_handle_t` and `omp_allocator_handle_kind`, see Section 3.13.1.

2.13.4 allocate Clause

Summary

The **allocate** clause specifies the memory allocator to be used to obtain storage for private variables of a directive.

Syntax

The syntax of the **allocate** clause is one of the following:

```
allocate ([allocator: ] list)
allocate (allocate-modifier [, allocate-modifier]: list)
```

where *allocate-modifier* is one of the following:

```
allocator (allocator)
align (alignment)
```

where *alignment* is a constant positive integer expression with a value that is a power of two; and

C / C++

where *allocator* is an expression of the `omp_allocator_handle_t` type.

C / C++

Fortran

where *allocator* is an integer expression of the `omp_allocator_handle_kind` *kind*.

Fortran

Description

The storage for new list items that arise from list items that appear in the directive is provided through a memory allocator. If an *allocator* is specified in the clause, that allocator is used for allocations. If no *allocator* is specified in the clause and the directive is not a **target** directive then the memory allocator that is specified by the *def-allocator-var* ICV is used for the list items that are specified in the **allocate** clause. If no *allocator* is specified in the clause and the directive is a **target** directive the behavior is unspecified. If the **align allocate-modifier** is specified then the allocation of each list item is byte aligned to at least the maximum of the alignment required by the base language for the type of that list item, the **alignment** trait of the allocator and the *alignment* value of the **align allocate-modifier**. If the **align allocate-modifier** is not specified then the allocation of each list item is byte aligned to at least the maximum of the alignment required by the base language for the type of that list item and the **alignment** trait of the allocator.

For allocations that arise from this clause the **null_fb** value of the fallback allocator trait behaves as if the **abort_fb** had been specified.

Restrictions

Restrictions to the **allocate** clause are as follows:

- At most one **allocator allocate-modifier** may be specified on the clause.
- At most one **align allocate-modifier** may be specified on the clause.
- For any list item that is specified in the **allocate** clause on a directive, a data-sharing attribute clause that may create a private copy of that list item must be specified on the same directive.
- For **task**, **taskloop** or **target** directives, allocation requests to memory allocators with the trait **access** set to **thread** result in unspecified behavior.
- **allocate** clauses that appear on a **target** construct or on constructs in a **target** region must specify an *allocator* expression unless a **requires** directive with the **dynamic_allocators** clause is present in the same compilation unit.

Cross References

- *def-allocator-var* ICV, see Section 2.4.1.
- Memory allocators, see Section 2.13.2.
- List Item Privatization, see Section 2.21.3.
- **omp_allocator_handle_t** and **omp_allocator_handle_kind**, see Section 3.13.1.

2.14 Device Directives

2.14.1 Device Initialization

Execution Model Events

The *device-initialize* event occurs in a thread that encounters the first **target**, **target data**, or **target enter data** construct or a device memory routine that is associated with a particular target device after the thread initiates initialization of OpenMP on the device and the device's OpenMP initialization, which may include device-side tool initialization, completes.

The *device-load* event for a code block for a target device occurs in some thread before any thread executes code from that code block on that target device.

The *device-unload* event for a target device occurs in some thread whenever a code block is unloaded from the device.

The *device-finalize* event for a target device that has been initialized occurs in some thread before an OpenMP implementation shuts down.

Tool Callbacks

A thread dispatches a registered **ompt_callback_device_initialize** callback for each occurrence of a *device-initialize* event in that thread. This callback has type signature **ompt_callback_device_initialize_t**.

A thread dispatches a registered **ompt_callback_device_load** callback for each occurrence of a *device-load* event in that thread. This callback has type signature **ompt_callback_device_load_t**.

A thread dispatches a registered **ompt_callback_device_unload** callback for each occurrence of a *device-unload* event in that thread. This callback has type signature **ompt_callback_device_unload_t**.

A thread dispatches a registered **ompt_callback_device_finalize** callback for each occurrence of a *device-finalize* event in that thread. This callback has type signature **ompt_callback_device_finalize_t**.

Restrictions

Restrictions to OpenMP device initialization are as follows:

- No thread may offload execution of an OpenMP construct to a device until a dispatched **ompt_callback_device_initialize** callback completes.
- No thread may offload execution of an OpenMP construct to a device after a dispatched **ompt_callback_device_finalize** callback occurs.

Cross References

- `ompt_callback_device_initialize_t`, see Section 4.5.2.19.
- `ompt_callback_device_finalize_t`, see Section 4.5.2.20.
- `ompt_callback_device_load_t`, see Section 4.5.2.21.
- `ompt_callback_device_unload_t`, see Section 4.5.2.22.

2.14.2 target data Construct

Summary

The **target data** construct maps variables to a device data environment for the extent of the region.

Syntax

C / C++

The syntax of the **target data** construct is as follows:

```
#pragma omp target data clause[ [ [, ] clause ] ... ] new-line  
structured-block
```

where *clause* is one of the following:

```
if([ target data :] scalar-expression)  
device(integer-expression)  
map([ [map-type-modifier[ , ] [map-type-modifier[ , ] ...]] map-type: ] locator-list)  
use_device_ptr(list)  
use_device_addr(list)
```

C / C++

Fortran

The syntax of the **target data** construct is as follows:

```
!$omp target data clause[ [ [, ] clause ] ... ]  
loosely-structured-block  
!$omp end target data
```

or

```
!$omp target data clause[ [ [, ] clause ] ... ]  
strictly-structured-block  
[!$omp end target data]
```

1 where *clause* is one of the following:

```
2   if ([ target data :] scalar-logical-expression)  
3   device (scalar-integer-expression)  
4   map ([[map-type-modifier[ , ] [map-type-modifier[ , ] ...]] map-type : ] locator-list)  
5   use_device_ptr (list)  
6   use_device_addr (list)
```

▲ Fortran ▼

7 Binding

8 The binding task set for a **target data** region is the generating task. The **target data** region
9 binds to the region of the generating task.

10 Description

11 When a **target data** construct is encountered, the encountering task executes the region. If no
12 **device** clause is present, the behavior is as if the **device** clause appeared with an expression
13 equal to the value of the *default-device-var* ICV. When an **if** clause is present and the **if** clause
14 expression evaluates to *false*, the target device is the host. Variables are mapped for the extent of the
15 region, according to any data-mapping attribute clauses, from the data environment of the
16 encountering task to the device data environment.

17 If a list item that appears in a **use_device_addr** clause has corresponding storage in the device
18 data environment, references to the list item in the associated structured block are converted into
19 references to the corresponding list item. If the list item is not a mapped list item, it is assumed to
20 be accessible on the target device. Inside the structured block, the list item has a device address and
21 its storage may not be accessible from the host device. The list items that appear in a
22 **use_device_addr** clause may include array sections.

▼ C / C++ ▲

23 If a list item in a **use_device_addr** clause is an array section that has a base pointer, the effect
24 of the clause is to convert the base pointer to a pointer that is local to the structured block and that
25 contains the device address. This conversion may be elided if the list item was not already mapped.

26 If a list item that appears in a **use_device_ptr** clause is a pointer to an object that is mapped to
27 the device data environment, references to the list item in the associated structured block are
28 converted into references to a device pointer that is local to the structured block and that refers to
29 the device address of the corresponding object. If the list item does not point to a mapped object, it
30 must contain a valid device address for the target device, and the list item references are instead
31 converted to references to a local device pointer that refers to this device address.

▲ C / C++ ▼

Fortran

1 If a list item that appears in a **use_device_ptr** clause is of type **C_PTR** and points to a data
2 entity that is mapped to the device data environment, references to the list item in the associated
3 structured block are converted into references to a device pointer that is local to the structured block
4 and that refers to the device address of the corresponding entity. If a list item of type **C_PTR** does
5 not point to a mapped object, it must contain a valid device address for the target device, and the list
6 item references are instead converted to references to a local device pointer that refers to this device
7 address.

8 If a list item in a **use_device_ptr** clause is not of type **C_PTR**, the behavior is as if the list item
9 appeared in a **use_device_addr** clause. Support for such list items in a **use_device_ptr**
10 clause is deprecated.

Fortran

11 If one or more **map** clauses are present, the list item conversions that are performed for any
12 **use_device_ptr** or **use_device_addr** clause occur after all variables are mapped on entry
13 to the region according to those **map** clauses.

Execution Model Events

14 The events associated with entering a **target data** region are the same events as associated with
15 a **target enter data** construct, as described in Section 2.14.3.

17 The events associated with exiting a **target data** region are the same events as associated with a
18 **target exit data** construct, as described in Section 2.14.4.

Tool Callbacks

19 The tool callbacks dispatched when entering a **target data** region are the same as the tool
20 callbacks dispatched when encountering a **target enter data** construct, as described in
21 Section 2.14.3.

23 The tool callbacks dispatched when exiting a **target data** region are the same as the tool
24 callbacks dispatched when encountering a **target exit data** construct, as described in
25 Section 2.14.4.

Restrictions

26 Restrictions to the **target data** construct are as follows:

- 28 • A program must not depend on any ordering of the evaluations of the clauses of the
29 **target data** directive, except as explicitly stated for **map** clauses and for **map** clauses relative
30 to **use_device_ptr** and **use_device_addr** clauses, or on any side effects of the
31 evaluations of the clauses.
- 32 • At most one **device** clause can appear on the directive. The **device** clause expression must
33 evaluate to a non-negative integer value that is less than or equal to the value of
34 **omp_get_num_devices()**.

- At most one **if** clause can appear on the directive.
- A *map-type* in a **map** clause must be **to**, **from**, **tofrom** or **alloc**.
- At least one **map**, **use_device_addr** or **use_device_ptr** clause must appear on the directive.
- A list item may not be specified more than once in **use_device_ptr** clauses that appear on the directive.
- A list item may not be specified more than once in **use_device_addr** clauses that appear on the directive.
- A list item may not be specified in both a **use_device_addr** clause and a **use_device_ptr** clause on the directive.
- A list item in a **use_device_addr** clause must have a corresponding list item in the device data environment or be accessible on the target device.
- A list item that appears in a **use_device_ptr** or **use_device_addr** clause must not be a structure element.

C / C++

- A list item in a **use_device_ptr** clause must be a pointer for which the value is the address of an object that has corresponding storage in the device data environment or is accessible on the target device.
- If a list item in a **use_device_addr** clause is an array section, the base expression must be a base language identifier.

C / C++

Fortran

- The value of a list item in a **use_device_ptr** clause that is of type **C_PTR** must be the address of a data entity that has corresponding storage in the device data environment or is accessible on the target device.
- If a list item in a **use_device_addr** clause is an array section, the designator of the base expression must be a name without any selectors.

Fortran

Cross References

- *default-device-var*, see Section 2.4.
- **if** clause, see Section 2.18.
- **map** clause, see Section 2.21.7.1.
- **omp_get_num_devices** routine, see Section 3.7.4.

2.14.3 target enter data Construct

Summary

The **target enter data** directive specifies that variables are mapped to a device data environment. The **target enter data** directive is a stand-alone directive.

Syntax

C / C++

The syntax of the **target enter data** construct is as follows:

```
#pragma omp target enter data [clause[ , ] clause] ... ] new-line
```

where *clause* is one of the following:

```
if([ target enter data :] scalar-expression)  
device(integer-expression)  
map([map-type-modifier[ , ] [map-type-modifier[ , ] ...]] map-type : locator-list)  
depend([depend-modifier, ] dependence-type : locator-list)  
nowait
```

C / C++

Fortran

The syntax of the **target enter data** is as follows:

```
!$omp target enter data [clause[ , ] clause] ... ]
```

where *clause* is one of the following:

```
if([ target enter data :] scalar-logical-expression)  
device(scalar-integer-expression)  
map([map-type-modifier[ , ] [map-type-modifier[ , ] ...]] map-type : locator-list)  
depend([depend-modifier, ] dependence-type : locator-list)  
nowait
```

Fortran

Binding

The binding task set for a **target enter data** region is the generating task, which is the *target task* generated by the **target enter data** construct. The **target enter data** region binds to the corresponding *target task* region.

Description

When a **target enter data** construct is encountered, the list items are mapped to the device data environment according to the **map** clause semantics.

The **target enter data** construct is a task generating construct. The generated task is a *target task*. The generated task region encloses the **target enter data** region.

All clauses are evaluated when the **target enter data** construct is encountered. The data environment of the *target task* is created according to the data-mapping attribute clauses on the **target enter data** construct, per-data environment ICVs, and any default data-sharing attribute rules that apply to the **target enter data** construct. If a variable or part of a variable is mapped by the **target enter data** construct, the variable has a default data-sharing attribute of shared in the data environment of the *target task*.

Assignment operations associated with mapping a variable (see Section 2.21.7.1) occur when the *target task* executes.

If the **nowait** clause is present, execution of the *target task* may be deferred. If the **nowait** clause is not present, the *target task* is an included task.

If a **depend** clause is present, it is associated with the *target task*.

If no **device** clause is present, the behavior is as if the **device** clause appears with an expression equal to the value of the *default-device-var* ICV.

When an **if** clause is present and the **if** clause expression evaluates to *false*, the target device is the host.

Execution Model Events

Events associated with a *target task* are the same as for the **task** construct defined in Section 2.12.1.

The *target-enter-data-begin* event occurs when a thread enters a **target enter data** region.

The *target-enter-data-end* event occurs when a thread exits a **target enter data** region.

Tool Callbacks

Callbacks associated with events for *target tasks* are the same as for the **task** construct defined in Section 2.12.1; (*flags & omp_target*) always evaluates to *true* in the dispatched callback.

A thread dispatches a registered **omp_callback_target** or **omp_callback_target_emi** callback with **omp_scope_begin** as its *endpoint* argument and **omp_target_enter_data** or **omp_target_enter_data_nowait** if the **nowait** clause is present as its *kind* argument for each occurrence of a *target-enter-data-begin* event in that thread in the context of the target task on the host. Similarly, a thread dispatches a registered **omp_callback_target** or **omp_callback_target_emi** callback with **omp_scope_end** as its *endpoint* argument and **omp_target_enter_data** or

1 `ompt_target_enter_data_nowait` if the `nowait` clause is present as its *kind* argument
2 for each occurrence of a *target-enter-data-end* event in that thread in the context of the target task
3 on the host. These callbacks have type signature `ompt_callback_target_t` or
4 `ompt_callback_target_emi_t`, respectively.

5 **Restrictions**

6 Restrictions to the `target enter data` construct are as follows:

- 7 • A program must not depend on any ordering of the evaluations of the clauses of the
8 `target enter data` directive, or on any side effects of the evaluations of the clauses.
- 9 • At least one `map` clause must appear on the directive.
- 10 • At most one `device` clause can appear on the directive. The `device` clause expression must
11 evaluate to a non-negative integer value that is less than or equal to the value of
12 `omp_get_num_devices()`.
- 13 • At most one `if` clause can appear on the directive.
- 14 • A *map-type* must be specified in all `map` clauses and must be either `to` or `alloc`.
- 15 • At most one `nowait` clause can appear on the directive.

16 **Cross References**

- 17 • *default-device-var*, see Section 2.4.1.
- 18 • `task`, see Section 2.12.1.
- 19 • `task scheduling constraints`, see Section 2.12.6.
- 20 • `target data`, see Section 2.14.2.
- 21 • `target exit data`, see Section 2.14.4.
- 22 • `if` clause, see Section 2.18.
- 23 • `map` clause, see Section 2.21.7.1.
- 24 • `omp_get_num_devices` routine, see Section 3.7.4.
- 25 • `ompt_callback_target_t` and `ompt_callback_target_emi_t` callback type, see
26 Section 4.5.2.26.

27 **2.14.4 target exit data Construct**

28 **Summary**

29 The `target exit data` directive specifies that list items are unmapped from a device data
30 environment. The `target exit data` directive is a stand-alone directive.

Syntax

C / C++

The syntax of the **target exit data** construct is as follows:

```
#pragma omp target exit data [clause [, ] clause] ... ] new-line
```

where *clause* is one of the following:

```
if([ target exit data :] scalar-expression)  
device(integer-expression)  
map([map-type-modifier [, ] [map-type-modifier [, ] ...]] map-type : locator-list)  
depend([depend-modifier [, ] dependence-type : locator-list)  
nowait
```

C / C++

Fortran

The syntax of the **target exit data** is as follows:

```
!$omp target exit data [clause [, ] clause] ... ]
```

where *clause* is one of the following:

```
if([ target exit data :] scalar-logical-expression)  
device(scalar-integer-expression)  
map([map-type-modifier [, ] [map-type-modifier [, ] ...]] map-type : locator-list)  
depend([depend-modifier [, ] dependence-type : locator-list)  
nowait
```

Fortran

Binding

The binding task set for a **target exit data** region is the generating task, which is the *target task* generated by the **target exit data** construct. The **target exit data** region binds to the corresponding *target task* region.

Description

When a **target exit data** construct is encountered, the list items in the **map** clauses are unmapped from the device data environment according to the **map** clause semantics.

The **target exit data** construct is a task generating construct. The generated task is a *target task*. The generated task region encloses the **target exit data** region.

1 All clauses are evaluated when the **target exit data** construct is encountered. The data
2 environment of the *target task* is created according to the data-mapping attribute clauses on the
3 **target exit data** construct, per-data environment ICVs, and any default data-sharing attribute
4 rules that apply to the **target exit data** construct. If a variable or part of a variable is mapped
5 by the **target exit data** construct, the variable has a default data-sharing attribute of shared in
6 the data environment of the *target task*.

7 Assignment operations associated with mapping a variable (see Section 2.21.7.1) occur when the
8 *target task* executes.

9 If the **nowait** clause is present, execution of the *target task* may be deferred. If the **nowait**
10 clause is not present, the *target task* is an included task.

11 If a **depend** clause is present, it is associated with the *target task*.

12 If no **device** clause is present, the behavior is as if the **device** clause appears with an expression
13 equal to the value of the *default-device-var* ICV.

14 When an **if** clause is present and the **if** clause expression evaluates to *false*, the target device is
15 the host.

16 Execution Model Events

17 Events associated with a *target task* are the same as for the **task** construct defined in
18 Section 2.12.1.

19 The *target-exit-data-begin* event occurs when a thread enters a **target exit data** region.

20 The *target-exit-data-end* event occurs when a thread exits a **target exit data** region.

21 Tool Callbacks

22 Callbacks associated with events for *target tasks* are the same as for the **task** construct defined in
23 Section 2.12.1; (*flags & ompt_task_target*) always evaluates to *true* in the dispatched
24 callback.

25 A thread dispatches a registered **ompt_callback_target** or
26 **ompt_callback_target_emi** callback with **ompt_scope_begin** as its *endpoint*
27 argument and **ompt_target_exit_data** or **ompt_target_exit_data_nowait** if the
28 **nowait** clause is present as its *kind* argument for each occurrence of a *target-exit-data-begin*
29 event in that thread in the context of the target task on the host. Similarly, a thread dispatches a
30 registered **ompt_callback_target** or **ompt_callback_target_emi** callback with
31 **ompt_scope_end** as its *endpoint* argument and **ompt_target_exit_data** or
32 **ompt_target_exit_data_nowait** if the **nowait** clause is present as its *kind* argument for
33 each occurrence of a *target-exit-data-end* event in that thread in the context of the target task on the
34 host. These callbacks have type signature **ompt_callback_target_t** or
35 **ompt_callback_target_emi_t**, respectively.

Restrictions

Restrictions to the **target exit data** construct are as follows:

- A program must not depend on any ordering of the evaluations of the clauses of the **target exit data** directive, or on any side effects of the evaluations of the clauses.
- At least one **map** clause must appear on the directive.
- At most one **device** clause can appear on the directive. The **device** clause expression must evaluate to a non-negative integer value that is less than or equal to the value of **omp_get_num_devices()**.
- At most one **if** clause can appear on the directive.
- A *map-type* must be specified in all **map** clauses and must be either **from**, **release**, or **delete**.
- At most one **nowait** clause can appear on the directive.

Cross References

- *default-device-var*, see Section [2.4.1](#).
- **task**, see Section [2.12.1](#).
- **task scheduling constraints**, see Section [2.12.6](#).
- **target data**, see Section [2.14.2](#).
- **target enter data**, see Section [2.14.3](#).
- **if** clause, see Section [2.18](#).
- **map** clause, see Section [2.21.7.1](#).
- **omp_get_num_devices** routine, see Section [3.7.4](#).
- **ompt_callback_target_t** and **ompt_callback_target_exit_t** callback type, see Section [4.5.2.26](#).

2.14.5 target Construct

Summary

The **target** construct maps variables to a device data environment and executes the construct on that device.

Syntax

C / C++

The syntax of the **target** construct is as follows:

```
#pragma omp target [clause [ , ] clause] ... ] new-line  
    structured-block
```

where *clause* is one of the following:

```
if([ target :] scalar-expression)  
device([ device-modifier :] integer-expression)  
thread_limit(integer-expression)  
private(list)  
firstprivate(list)  
in_reduction(reduction-identifier : list)  
map([[map-type-modifier[ , ] [map-type-modifier[ , ] ...]] map-type : ] locator-list)  
is_device_ptr(list)  
has_device_addr(list)  
defaultmap(implicit-behavior[:variable-category])  
nowait  
depend([depend-modifier, ] dependence-type : locator-list)  
allocate([allocator :] list)  
uses_allocators(allocator[ (allocator-traits-array) ]  
    [ , allocator[ (allocator-traits-array) ] ...])
```

and where *device-modifier* is one of the following:

```
ancestor  
device_num
```

and where *allocator* is an identifier of **omp_allocator_handle_t** type and *allocator-traits-array* is an identifier of **const omp_alloctrail_t *** type.

C / C++

The syntax of the **target** construct is as follows:

```

1  !$omp target [clause[ [, ] clause] ... ]
2      loosely-structured-block
3
4  !$omp end target

```

or

```

6  !$omp target [clause[ [, ] clause] ... ]
7      strictly-structured-block
8  [!$omp end target]

```

where *clause* is one of the following:

```

10  if ([ target :] scalar-logical-expression)
11  device ([ device-modifier :] scalar-integer-expression)
12  thread_limit (scalar-integer-expression)
13  private (list)
14  firstprivate (list)
15  in_reduction (reduction-identifier : list)
16  map ([map-type-modifier[ , ] [map-type-modifier[ , ] ...]] map-type : ] locator-list)
17  is_device_ptr (list)
18  has_device_addr (list)
19  defaultmap (implicit-behavior[:variable-category])
20  nowait
21  depend ([depend-modifier, ] dependence-type : locator-list)
22  allocate ([allocator:] list)
23  uses_allocators (allocator[ (allocator-traits-array) ]
24                  [, allocator[ (allocator-traits-array) ] ...])

```

and where *device-modifier* is one of the following:

```

26  ancestor
27  device_num

```

and where *allocator* is an integer expression of **omp_allocator_handle_kind** *kind* and *allocator-traits-array* is an array of **type(omp_allocotrait)** type.

1 **Binding**

2 The binding task set for a **target** region is the generating task, which is the *target task* generated
3 by the **target** construct. The **target** region binds to the corresponding *target task* region.

4 **Description**

5 The **target** construct provides a superset of the functionality provided by the **target data**
6 directive, except for the **use_device_ptr** and **use_device_addr** clauses.

7 The functionality added to the **target** directive is the inclusion of an executable region to be
8 executed on a device. That is, the **target** directive is an executable directive.

9 The **target** construct is a task generating construct. The generated task is a *target task*. The
10 generated task region encloses the **target** region. The **device** clause determines the device on
11 which the **target** region executes.

12 All clauses are evaluated when the **target** construct is encountered. The data environment of the
13 *target task* is created according to the data-sharing and data-mapping attribute clauses on the
14 **target** construct, per-data environment ICVs, and any default data-sharing attribute rules that
15 apply to the **target** construct. If a variable or part of a variable is mapped by the **target**
16 construct and does not appear as a list item in an **in_reduction** clause on the construct, the
17 variable has a default data-sharing attribute of shared in the data environment of the *target task*.

18 Assignment operations associated with mapping a variable (see Section 2.21.7.1) occur when the
19 *target task* executes.

20 As described in Section 2.4.4.1, the **target** construct limits the number of threads that may
21 participate in a contention group initiated by the initial thread by setting the value of the
22 *thread-limit-var* ICV for the initial task to an implementation defined value greater than zero. If the
23 **thread_limit** clause is specified, the number of threads will be less than or equal to the value
24 specified in the clause.

25 If a **device** clause in which the **device_num** *device-modifier* appears is present on the
26 construct, the **device** clause expression specifies the device number of the target device. If
27 *device-modifier* does not appear in the clause, the behavior of the clause is as if *device-modifier* is
28 **device_num**.

29 If a **device** clause in which the **ancestor** *device-modifier* appears is present on the **target**
30 construct and the **device** clause expression evaluates to 1, execution of the **target** region occurs
31 on the parent device of the enclosing **target** region. If the **target** construct is not encountered
32 in a **target** region, the current device is treated as the parent device. The encountering thread
33 waits for completion of the **target** region on the parent device before resuming. For any list item
34 that appears in a **map** clause on the same construct, if the corresponding list item exists in the device
35 data environment of the parent device, it is treated as if it has a reference count of positive infinity.

36 If no **device** clause is present, the behavior is as if the **device** clause appears without a
37 *device-modifier* and with an expression equal to the value of the *default-device-var* ICV.

1 If the **nowait** clause is present, execution of the *target task* may be deferred. If the **nowait**
2 clause is not present, the *target task* is an included task.

3 If a **depend** clause is present, it is associated with the *target task*.

4 When an **if** clause is present and the **if** clause expression evaluates to *false*, the **target** region
5 is executed by the host device.

6 The **has_device_addr** clause indicates that its list items already have device addresses and
7 therefore they may be directly accessed from a target device. If the device address of a list item is
8 not for the device on which the **target** region executes, accessing the list item inside the region
9 results in unspecified behavior. The list items may include array sections.

C / C++

10 The **is_device_ptr** clause indicates that its list items are device pointers. Inside the **target**
11 construct, each list item is privatized and the new list item is initialized to the device address to
12 which the original list item refers. Support for device pointers created outside of OpenMP,
13 specifically outside of any OpenMP mechanism that returns a device pointer, is implementation
14 defined.

C / C++

Fortran

15 The **is_device_ptr** clause indicates that its list items are device pointers if they are of type
16 **C_PTR**. Inside the **target** construct, each list item of type **C_PTR** is privatized and the new list
17 item is initialized to the device address to which the original list item refers. Support for device
18 pointers created outside of OpenMP, specifically outside of any OpenMP mechanism that returns a
19 device pointer, is implementation defined. For any list item in an **is_device_ptr** clause that is
20 not of type **C_PTR**, the behavior is as if the list item appeared in a **has_device_addr** clause.
21 Support for such list items in an **is_device_ptr** clause is deprecated.

Fortran

22 If a function (C, C++, Fortran) or subroutine (Fortran) is referenced in a **target** construct that
23 does not specify a **device** clause in which the **ancestor device-modifier** appears then that
24 function or subroutine is treated as if its name had appeared in a **to** clause on a declare target
25 directive.

26 If a variable with static storage duration is declared in a **target** construct that does not specify a
27 **device** clause in which the **ancestor device-modifier** appears then the named variable is
28 treated as if it had appeared in a **to** clause on a declare target directive.

29 Each memory *allocator* specified in the **uses_allocators** clause will be made available in the
30 **target** region. For each non-predefined allocator that is specified, a new allocator handle will be
31 associated with an allocator that is created with the specified *traits* as if by a call to
32 **omp_init_allocator** at the beginning of the **target** region. Each non-predefined allocator
33 will be destroyed as if by a call to **omp_destroy_allocator** at the end of the **target** region.

C / C++

1 If a list item in a **map** clause has a base pointer and it is a scalar variable with a predetermined
2 data-sharing attribute of `firstprivate` (see Section 2.21.1.1), then on entry to the **target** region:

- 3 • If the list item is not a zero-length array section, the corresponding private variable is initialized
4 such that the corresponding list item in the device data environment can be accessed through the
5 pointer in the **target** region.
- 6 • If the list item is a zero-length array section, the corresponding private variable is initialized
7 according to Section 2.21.7.2.

C / C++

Fortran

8 When an internal procedure is called in a **target** region, any references to variables that are host
9 associated in the procedure have unspecified behavior.

Fortran

Execution Model Events

10 Events associated with a *target task* are the same as for the **task** construct defined in
11 Section 2.12.1.

13 Events associated with the *initial task* that executes the **target** region are defined in
14 Section 2.12.5.

15 The *target-begin* event occurs when a thread enters a **target** region.

16 The *target-end* event occurs when a thread exits a **target** region.

17 The *target-submit-begin* event occurs prior to initiating creation of an initial task on a target device
18 for a **target** region.

19 The *target-submit-end* event occurs after initiating creation of an initial task on a target device for a
20 **target** region.

Tool Callbacks

21 Callbacks associated with events for *target tasks* are the same as for the **task** construct defined in
22 Section 2.12.1; (*flags & ompt_task_target*) always evaluates to *true* in the dispatched
23 callback.
24

25 A thread dispatches a registered `ompt_callback_target` or
26 `ompt_callback_target_emi` callback with `ompt_scope_begin` as its *endpoint*
27 argument and `ompt_target` or `ompt_target_nowait` if the `nowait` clause is present as its
28 *kind* argument for each occurrence of a *target-begin* event in that thread in the context of the target
29 task on the host. Similarly, a thread dispatches a registered `ompt_callback_target` or
30 `ompt_callback_target_emi` callback with `ompt_scope_end` as its *endpoint* argument
31 and `ompt_target` or `ompt_target_nowait` if the `nowait` clause is present as its *kind*

1 argument for each occurrence of a *target-end* event in that thread in the context of the target task on
2 the host. These callbacks have type signature `ompt_callback_target_t` or
3 `ompt_callback_target_emi_t`, respectively.

4 A thread dispatches a registered `ompt_callback_target_submit_emi` callback with
5 `ompt_scope_begin` as its endpoint argument for each occurrence of a *target-submit-begin*
6 event in that thread. Similarly, a thread dispatches a registered
7 `ompt_callback_target_submit_emi` callback with `ompt_scope_end` as its endpoint
8 argument for each occurrence of a *target-submit-end* event in that thread. These callbacks have type
9 signature `ompt_callback_target_submit_emi_t`.

10 A thread dispatches a registered `ompt_callback_target_submit` callback for each
11 occurrence of a *target-submit-begin* event in that thread. The callback occurs in the context of the
12 target task and has type signature `ompt_callback_target_submit_t`.

13 Restrictions

14 Restrictions to the `target` construct are as follows:

- 15 • If a `target update`, `target data`, `target enter data`, or `target exit data`
16 construct is encountered during execution of a `target` region, the behavior is unspecified.
- 17 • The result of an `omp_set_default_device`, `omp_get_default_device`, or
18 `omp_get_num_devices` routine called within a `target` region is unspecified.
- 19 • The effect of an access to a threadprivate variable in a target region is unspecified.
- 20 • If a list item in a `map` clause is a structure element, any other element of that structure that is
21 referenced in the `target` construct must also appear as a list item in a `map` clause.
- 22 • A list item cannot appear in both a `map` clause and a data-sharing attribute clause on the same
23 `target` construct.
- 24 • A variable referenced in a `target` region but not the `target` construct that is not declared in
25 the `target` region must appear in a `declare target` directive.
- 26 • At most one `defaultmap` clause for each category can appear on the directive.
- 27 • At most one `nowait` clause can appear on the directive.
- 28 • At most one `if` clause can appear on the directive.
- 29 • A *map-type* in a `map` clause must be `to`, `from`, `tofrom` or `alloc`.
- 30 • A list item that appears in an `is_device_ptr` clause must be a valid device pointer for the
31 device data environment.
- 32 • A list item that appears in a `has_device_addr` clause must have a valid device address for
33 the device data environment.
- 34 • A list item may not be specified in both an `is_device_ptr` clause and a
35 `has_device_addr` clause on the directive.

- 1 • A list item that appears in an **is_device_ptr** or a **has_device_addr** clause must not be
2 specified in any data-sharing attribute clause on the same **target** construct.
- 3 • At most one **device** clause can appear on the directive. The **device** clause expression must
4 evaluate to a non-negative integer value that is less than or equal to the value of
5 **omp_get_num_devices()**.
- 6 • If a **device** clause in which the **ancestor** *device-modifier* appears is present on the
7 construct, then the following restrictions apply:
- 8 – A **requires** directive with the **reverse_offload** clause must be specified;
- 9 – The **device** clause expression must evaluate to 1;
- 10 – Only the **device**, **firstprivate**, **private**, **defaultmap**, and **map** clauses may
11 appear on the construct;
- 12 – No OpenMP constructs or calls to OpenMP API runtime routines are allowed inside the
13 corresponding **target** region.
- 14 • Memory allocators that do not appear in a **uses_allocators** clause cannot appear as an
15 allocator in an **allocate** clause or be used in the **target** region unless a **requires**
16 directive with the **dynamic_allocators** clause is present in the same compilation unit.
- 17 • Memory allocators that appear in a **uses_allocators** clause cannot appear in other
18 data-sharing attribute clauses or data-mapping attribute clauses in the same construct.
- 19 • Predefined allocators appearing in a **uses_allocators** clause cannot have *traits* specified.
- 20 • Non-predefined allocators appearing in a **uses_allocators** clause must have *traits* specified.
- 21 • Arrays that contain allocator traits that appear in a **uses_allocators** clause must be
22 constant arrays, have constant values and be defined in the same scope as the construct in which
23 the clause appears.
- 24 • Any IEEE floating-point exception status flag, halting mode, or rounding mode set prior to a
25 **target** region is unspecified in the region.
- 26 • Any IEEE floating-point exception status flag, halting mode, or rounding mode set in a **target**
27 region is unspecified upon exiting the region.
- 28 C / C++
- An attached pointer must not be modified in a **target** region.
- C / C++
- C
- 29 • A list item that appears in an **is_device_ptr** clause must have a type of pointer or array.
- C

C++

- 1 • A list item that appears in an **is_device_ptr** clause must have a type of pointer, array,
2 reference to pointer or reference to array.
- 3 • A **throw** executed inside a **target** region must cause execution to resume within the same
4 **target** region, and the same thread that threw the exception must catch it.
- 5 • The run-time type information (RTTI) of an object can only be accessed from the device on
6 which it was constructed.

C++

Fortran

- 7 • An attached pointer that is associated with a given pointer target must not become associated
8 with a different pointer target in a **target** region.
- 9 • If a list item in a **map** clause is an array section, and the array section is derived from a variable
10 with a **POINTER** or **ALLOCATABLE** attribute then the behavior is unspecified if the
11 corresponding list item's variable is modified in the region.
- 12 • A reference to a coarray that is encountered on a non-host device must not be coindexed or appear
13 as an actual argument to a procedure where the corresponding dummy argument is a coarray.
- 14 • If the allocation status of a mapped variable that has the **ALLOCATABLE** attribute is unallocated
15 on entry to a **target** region, the allocation status of the corresponding variable in the device
16 data environment must be unallocated upon exiting the region.
- 17 • If the allocation status of a mapped variable that has the **ALLOCATABLE** attribute is allocated on
18 entry to a **target** region, the allocation status and shape of the corresponding variable in the
19 device data environment may not be changed, either explicitly or implicitly, in the region after
20 entry to it.
- 21 • If the association status of a list item with the **POINTER** attribute that appears in a **map** clause
22 on the construct is associated upon entry to the **target** region, the list item must be associated
23 with the same pointer target upon exit from the region.
- 24 • If the association status of a list item with the **POINTER** attribute that appears in a **map** clause
25 on the construct is disassociated upon entry to the **target** region, the list item must be
26 disassociated upon exit from the region.
- 27 • If the association status of a list item with the **POINTER** attribute that appears in a **map** clause
28 on the construct is disassociated or undefined on entry to the **target** region and if the list item
29 is associated with a pointer target inside the **target** region, the pointer association status must
30 become disassociated before the end the region.

Fortran

Cross References

- *default-device-var*, see Section 2.4.
- **task** construct, see Section 2.12.1.
- **task** scheduling constraints, see Section 2.12.6
- Memory allocators, see Section 2.13.2.
- **target data** construct, see Section 2.14.2.
- **if** clause, see Section 2.18.
- **private** and **firstprivate** clauses, see Section 2.21.4.
- Data-Mapping Attribute Rules and Clauses, see Section 2.21.7.
- **omp_get_num_devices** routine, see Section 3.7.4.
- **omp_alloctrail_t** and **omp_alloctrail** types, see Section 3.13.1.
- **omp_set_default_allocator** routine, see Section 3.13.4.
- **omp_get_default_allocator** routine, see Section 3.13.5.
- **ompt_callback_target_t** or **ompt_callback_target_emi_t** callback type, see Section 4.5.2.26.
- **ompt_callback_target_submit_t** or **ompt_callback_target_submit_emi_t** callback type, Section 4.5.2.28.

2.14.6 target update Construct

Summary

The **target update** directive makes the corresponding list items in the device data environment consistent with their original list items, according to the specified motion clauses. The **target update** construct is a stand-alone directive.

Syntax

C / C++

The syntax of the **target update** construct is as follows:

```
#pragma omp target update clause[ [ [, ] clause] ... ] new-line
```

where *clause* is either *motion-clause* or one of the following:

```
if([ target update :] scalar-expression)
device(integer-expression)
nowait
depend([depend-modifier, ] dependence-type : locator-list)
```

1 and *motion-clause* is one of the following:

```
2   to ([motion-modifier[, ] [motion-modifier[, ] ...]: ] locator-list)  
3   from ([motion-modifier[, ] [motion-modifier[, ] ...]: ] locator-list)
```

4 where *motion-modifier* is one of the following:

```
5   present  
6   mapper (mapper-identifier)  
7   iterator (iterators-definition)
```

C / C++

Fortran

8 The syntax of the **target update** construct is as follows:

```
9 !$omp target update clause [ [ , ] clause ] ... ]
```

10 where *clause* is either *motion-clause* or one of the following:

```
11   if ([ target update : ] scalar-logical-expression)  
12   device (scalar-integer-expression)  
13   nowait  
14   depend ([depend-modifier, ] dependence-type : locator-list)
```

15 and *motion-clause* is one of the following:

```
16   to ([motion-modifier[, ] [motion-modifier[, ] ...]: ] locator-list)  
17   from ([motion-modifier[, ] [motion-modifier[, ] ...]: ] locator-list)
```

18 where *motion-modifier* is one of the following:

```
19   present  
20   mapper (mapper-identifier)  
21   iterator (iterators-definition)
```

Fortran

22 Binding

23 The binding task set for a **target update** region is the generating task, which is the *target task*
24 generated by the **target update** construct. The **target update** region binds to the
25 corresponding *target task* region.

Description

A corresponding list item and an original list item exist for each list item in a **to** or **from** clause. If the corresponding list item is not present in the device data environment and the **present** modifier is not specified in the clause then no assignment occurs to or from the original list item. Otherwise, each corresponding list item in the device data environment has an original list item in the current task's data environment.

If the **mapper motion-modifier** is not present, the behavior is as if the **mapper (default)** modifier was specified. The effect of a motion clause on a list item is modified by a visible user-defined mapper (see Section 2.21.7.4) if the mapper has the same *mapper-identifier* as the **mapper motion-modifier** and is specified for a type that matches the type of the list item. For a **to** clause, each list item is replaced with the list items that the given mapper specifies are to be mapped with a **to** or **tofrom** map type. For a **from** clause, each list item is replaced with the list items that the given mapper specifies are to be mapped with a **from** or **tofrom** map type.

If a list item is an array or array section of a type for which a user-defined mapper exists, each array element is updated according to the mapper as if it appeared as a list item in the clause.

If a **present** modifier appears in the clause and the corresponding list item is not present in the device data environment then an error occurs and the program terminates. For a list item that is replaced with a set of list items as a result of a user-defined mapper, the **present** modifier only applies to those mapper list items that share storage with the original list item.

The list items that appear in a **to** or **from** may reference iterators defined by an *iterators-definition* appearing on an **iterator** modifier.

Fortran

If a list item or a subobject of a list item in a motion clause has the **ALLOCATABLE** attribute, its update is performed only if its allocation status is allocated and only with respect to the allocated storage.

If a list item in a motion clause has the **POINTER** attribute and its association status is associated, the effect is as if the update is performed with respect to the pointer target.

Fortran

For each list item in a **from** or a **to** clause:

- For each part of the list item that is an attached pointer:

C / C++

- On exit from the region that part of the original list item will have the value it had on entry to the region;
- On exit from the region that part of the corresponding list item will have the value it had on entry to the region;

C / C++

Fortran

- On exit from the region that part of the original list item, if associated, will be associated with the same pointer target with which it was associated on entry to the region;
- On exit from the region that part of the corresponding list item, if associated, will be associated with the same pointer target with which it was associated on entry to the region.

Fortran

- For each part of the list item that is not an attached pointer:
 - If the clause is **from**, the value of that part of the corresponding list item is assigned to that part of the original list item;
 - If the clause is **to**, the value of that part of the original list item is assigned to that part of the corresponding list item.
- To avoid data races:
 - Concurrent reads or updates of any part of the original list item must be synchronized with the update of the original list item that occurs as a result of the **from** clause;
 - Concurrent reads or updates of any part of the corresponding list item must be synchronized with the update of the corresponding list item that occurs as a result of the **to** clause.

C / C++

The list items that appear in the **to** or **from** clauses may use shape-operators.

C / C++

The list items that appear in the **to** or **from** clauses may include array sections with *stride* expressions.

The **target update** construct is a task generating construct. The generated task is a *target task*. The generated task region encloses the **target update** region.

All clauses are evaluated when the **target update** construct is encountered. The data environment of the *target task* is created according to the motion clauses on the **target update** construct, per-data environment ICVs, and any default data-sharing attribute rules that apply to the **target update** construct. If a variable or part of a variable is a list item in a motion clause on the **target update** construct, the variable has a default data-sharing attribute of **shared** in the data environment of the *target task*.

Assignment operations associated with mapping a variable (see Section 2.21.7.1) occur when the *target task* executes.

If the **nowait** clause is present, execution of the *target task* may be deferred. If the **nowait** clause is not present, the *target task* is an included task.

If a **depend** clause is present, it is associated with the *target task*.

1 The device is specified in the **device** clause. If no **device** clause is present, the device is
2 determined by the *default-device-var* ICV. When an **if** clause is present and the **if** clause
3 expression evaluates to *false*, no assignments occur.

4 Execution Model Events

5 Events associated with a *target task* are the same as for the **task** construct defined in
6 Section 2.12.1.

7 The *target-update-begin* event occurs when a thread enters a **target update** region.

8 The *target-update-end* event occurs when a thread exits a **target update** region.

9 Tool Callbacks

10 Callbacks associated with events for *target tasks* are the same as for the **task** construct defined in
11 Section 2.12.1; (*flags & ompt_task_target*) always evaluates to *true* in the dispatched
12 callback.

13 A thread dispatches a registered **ompt_callback_target** or
14 **ompt_callback_target_emi** callback with **ompt_scope_begin** as its *endpoint*
15 argument and **ompt_target_update** or **ompt_target_update_nowait** if the **nowait**
16 clause is present as its *kind* argument for each occurrence of a *target-update-begin* event in that
17 thread in the context of the target task on the host. Similarly, a thread dispatches a registered
18 **ompt_callback_target** or **ompt_callback_target_emi** callback with
19 **ompt_scope_end** as its *endpoint* argument and **ompt_target_update** or
20 **ompt_target_update_nowait** if the **nowait** clause is present as its *kind* argument for each
21 occurrence of a *target-update-end* event in that thread in the context of the target task on the host.
22 These callbacks have type signature **ompt_callback_target_t** or
23 **ompt_callback_target_emi_t**, respectively.

24 Restrictions

25 Restrictions to the **target update** construct are as follows:

- 26 • A program must not depend on any ordering of the evaluations of the clauses of the
27 **target update** directive, or on any side effects of the evaluations of the clauses.
- 28 • Each of the *motion-modifier* modifiers can appear at most once on a motion clause.
- 29 • At least one *motion-clause* must be specified.
- 30 • A list item can only appear in a **to** or **from** clause, but not in both.
- 31 • A list item in a **to** or **from** clause must have a mappable type.
- 32 • At most one **device** clause can appear on the directive. The **device** clause expression must
33 evaluate to a non-negative integer value that is less than or equal to the value of
34 **omp_get_num_devices()**.
- 35 • At most one **if** clause can appear on the directive.
- 36 • At most one **nowait** clause can appear on the directive.

Cross References

- Array shaping, see Section 2.1.4.
- Array sections, see Section 2.1.5.
- Iterators, see Section 2.1.6.
- *default-device-var*, see Section 2.4.
- **task** construct, see Section 2.12.1.
- **task** scheduling constraints, see Section 2.12.6.
- **target data** construct, see Section 2.14.2.
- **if** clause, see Section 2.18.
- **declare mapper** directive, see Section 2.21.7.4.
- **omp_get_num_devices** routine, see Section 3.7.4.
- **ompt_callback_task_create_t**, see Section 4.5.2.7.
- **ompt_callback_target_t** or **ompt_callback_target_emi_t** callback type, see Section 4.5.2.26.

2.14.7 Declare Target Directive

Summary

The declare target directive specifies that variables, functions (C, C++ and Fortran), and subroutines (Fortran) are mapped to a device. The declare target directive is a declarative directive.

Syntax

C / C++

The syntax of the declare target directive is as follows:

```
#pragma omp declare target new-line  
    declaration-definition-seq  
#pragma omp end declare target new-line
```

or

```
#pragma omp declare target (extended-list) new-line
```

or

```
#pragma omp declare target clause[ [ , ] clause ] ... ] new-line
```



```
1 or
2 #pragma omp begin declare target [clause [ , ] clause] ... ] new-line
3 declaration-definition-seq
4 #pragma omp end declare target new-line
```

5 where *clause* is one of the following:

```
6 to(extended-list)
7 link(list)
8 device_type(host | nohost | any)
9 indirect[(invoked-by-fptr)]
```

10 where *invoked-by-fptr* is a constant boolean expression that evaluates to true or false at compile
11 time.

▲────────────────────────────────── C / C++ ───────────────────────────────────▲
▼────────────────────────────────── Fortran ───────────────────────────────────▼

12 The syntax of the **declare target** directive is as follows:

```
13 !$omp declare target (extended-list)
```

14 or

```
15 !$omp declare target [clause [ , ] clause] ... ]
```

16 where *clause* is one of the following:

```
17 to(extended-list)
18 link(list)
19 device_type(host | nohost | any)
20 indirect[(invoked-by-fptr)]
```

21 where *invoked-by-fptr* is a constant **logical** expression that is evaluated at compile time.

▲────────────────────────────────── Fortran ───────────────────────────────────▲

Description

The `declare target` directive ensures that procedures and global variables can be executed or accessed on a device. Variables are mapped for all device executions, or for specific device executions through a `link` clause.

If an *extended-list* is present with no clause then the `to` clause is assumed.

The `device_type` clause specifies if a version of the procedure or variable should be made available on the host, device or both. If `host` is specified only a host version of the procedure or variable is made available. If `any` is specified then both device and host versions of the procedure or variable are made available. If `nohost` is specified for a procedure then only a device version of the procedure is made available. If `nohost` is specified for a variable then that variable is not available on the host. If no `device_type` clause is present then the behavior is as if the `device_type` clause appears with `any` specified.

If a variable with static storage duration is declared in a device routine then the named variable is treated as if it had appeared in a `to` clause on a `declare target` directive.

C / C++

If a function appears in a `to` clause in the same compilation unit in which the definition of the function occurs then a device-specific version of the function is created.

If a variable appears in a `to` clause in the same compilation unit in which the definition of the variable occurs then the original list item is allocated a corresponding list item in the device data environment of all devices.

C / C++

Fortran

If a procedure appears in a `to` clause in the same compilation unit in which the definition of the procedure occurs then a device-specific version of the procedure is created.

If a variable that is host associated appears in a `to` clause then the original list item is allocated a corresponding list item in the device data environment of all devices.

Fortran

If a variable appears in a `to` clause then the corresponding list item in the device data environment of each device is initialized once, in the manner specified by the program, but at an unspecified point in the program prior to the first reference to that list item. The list item is never removed from those device data environments as if its reference count was initialized to positive infinity.

Including list items in a `link` clause supports compilation of functions called in a `target` region that refer to the list items. The list items are not mapped by the `declare target` directive. Instead, they are mapped according to the data mapping rules described in Section 2.21.7.

C / C++

1 If a function is referenced in a function that appears as a list item in a **to** clause on a declare target
2 directive that does not specify a **device_type** clause with **host** and the function reference is
3 not enclosed in a **target** construct that specifies a **device** clause in which the **ancestor**
4 *device-modifier* appears then the name of the referenced function is treated as if it had appeared in a
5 **to** clause on a declare target directive.

6 If a variable with static storage duration or a function (except *lambda* for C++) is referenced in the
7 initializer expression list of a variable with static storage duration that appears as a list item in a **to**
8 clause on a declare target directive then the name of the referenced variable or function is treated as
9 if it had appeared in a **to** clause on a declare target directive.

10 The form, preceded by either the **declare target** directive that has no clauses and no
11 *extended-list* or the **begin declare target** directive and followed by a matching
12 **end declare target** directive, defines an implicit *extended-list*. The implicit *extended-list*
13 consists of the variable names of any variable declarations at file or namespace scope that appear
14 between the two directives and of the function names of any function declarations at file,
15 namespace or class scope that appear between the two directives. The implicit *extended-list* is
16 converted to an implicit **to** clause.

17 The *declaration-definition-seq* preceded by either **begin declare target** directive or a
18 **declare target** directive without any clauses or an *extended-list* and followed by an
19 **end declare target** directive may contain declare target directives. If a **device_type**
20 clause is present on the contained declare target directive, then its argument determines which
21 versions are made available. If a list item appears both in an implicit and explicit list, the explicit
22 list determines which versions are made available.

C / C++

Fortran

23 If a procedure is referenced in a procedure that appears as a list item in a **to** clause on a
24 **declare target** directive that does not specify a **device_type** clause with **host** and the
25 procedure reference is not enclosed in a **target** construct that specifies a **device** clause in
26 which the **ancestor** *device-modifier* appears then the name of the referenced procedure is treated as
27 if it had appeared in a **to** clause on a **declare target** directive.

28 If a **declare target** does not have any clauses and does not have an *extended-list* then an
29 implicit **to** clause with one item is formed from the name of the enclosing subroutine subprogram,
30 function subprogram or interface body to which it applies.

31 If a **declare target** directive has a **device_type** clause then any enclosed internal
32 procedures cannot contain any **declare target** directives. The enclosing **device_type**
33 clause implicitly applies to internal procedures.

Fortran

1 If the **indirect** clause is present and *invoked-by-fptr* is not specified, the effect of the clause is as
2 if *invoked-by-fptr* evaluates to true.

3 If the **indirect** clause is present and *invoked-by-fptr* evaluates to true, any procedures that appear
4 in a **to** clause on the directive may be called with an indirect device invocation. If the **indirect**
5 clause is present and *invoked-by-fptr* does not evaluate to true, any procedures that appear in a **to**
6 clause on the directive may not be called with an indirect device invocation. Unless otherwise
7 specified by an **indirect** clause, procedures may not be called with an indirect device invocation.

▼ C / C++ ▼

8 If a function appears in the **to** clause of a **begin declare target** directive and in the **to**
9 clause of a declare target directive that is contained in the *declaration-definition-seq* associated with
10 the **begin declare target** directive, and if an **indirect** clause appears on both directives,
11 then the **indirect** clause on the **begin declare target** directive has no effect for that
12 function.

▲ C / C++ ▲

13 Execution Model Events

14 The *target-global-data-op* event occurs when an original variable is associated with a
15 corresponding variable on a device as a result of a declare target directive; the event occurs before
16 the first access to the corresponding variable.

17 Tool Callbacks

18 A thread dispatches a registered **ompt_callback_target_data_op** callback, or a registered
19 **ompt_callback_target_data_op_emi** callback with **ompt_scope_beginend** as its
20 endpoint argument for each occurrence of a *target-global-data-op* event in that thread. These
21 callbacks have type signature **ompt_callback_target_data_op_t** or
22 **ompt_callback_target_data_op_emi_t**, respectively.

23 Restrictions

24 Restrictions to the declare target directive are as follows:

- 25 • A threadprivate variable cannot appear in the directive.
- 26 • A variable declared in the directive must have a mappable type.
- 27 • The same list item must not appear multiple times in clauses on the same directive.
- 28 • The same list item must not explicitly appear in both a **to** clause on one declare target directive
29 and a **link** clause on another declare target directive.
- 30 • If the directive has a clause, it must contain at least one **to** clause or at least one **link** clause.
- 31 • A variable for which **nohost** is specified may not appear in a **link** clause.
- 32 • At most one **indirect** clause can be specified on the directive.
- 33 • At most one **device_type** clause can be specified on the directive.

1 • If an **indirect** clause is present and *invoked-by-fptr* evaluates to true then the only permitted
2 **device_type** clause is **device_type (any)**.

C++

- 3 • A **to** clause or a **link** clause cannot appear in a **begin declare target** directive.
- 4 • The function names of overloaded functions or template functions may only be specified within
5 an implicit *extended-list*.
- 6 • If a *lambda declaration and definition* appears between a declare target directive and the paired
7 **end declare target** directive, all variables that are captured by the *lambda* expression must
8 also appear in a **to** clause.
- 9 • A module *export* or *import* statement cannot appear between a declare target directive and the
10 paired **end declare target** directive.

C++

Fortran

- 11 • If a list item is a procedure name, it must not be a generic name, procedure pointer, entry name,
12 or statement function name.
- 13 • If the directive does not have any clause or has a **device_type** clause it must appear in a
14 specification part of a subroutine subprogram, function subprogram or interface body.
- 15 • If a list item is a procedure name, the directive must be in the specification part of that subroutine
16 or function subprogram or in the specification part of that subroutine or function in an interface
17 body.
- 18 • If the directive has a variable name in *extended-list*, it must appear in the specification part of a
19 subroutine subprogram, function subprogram, program or module.
- 20 • If the directive is specified in an interface block for a procedure, it must match a
21 **declare target** directive in the definition of the procedure, including the **device_type**
22 clause if present.
- 23 • If an external procedure is a type-bound procedure of a derived type and the directive is specified
24 in the definition of the external procedure, it must appear in the interface block that is accessible
25 to the derived-type definition.
- 26 • If any procedure is declared via a procedure declaration statement that is not in the type-bound
27 procedure part of a derived-type definition, any **declare target** with the procedure name
28 must appear in the same specification part.
- 29 • A variable that is part of another variable (as an array, structure element or type parameter
30 inquiry) cannot appear in the directive.
- 31 • The directive must appear in the declaration section of a scoping unit in which the common block
32 or variable is declared.

- If a **declare target** directive that specifies a common block name appears in one program unit, then such a directive must also appear in every other program unit that contains a **COMMON** statement that specifies the same name, after the last such **COMMON** statement in the program unit.
- If a list item is declared with the **BIND** attribute, the corresponding C entities must also be specified in a **declare target** directive in the C program.
- A variable can only appear in a **declare target** directive in the scope in which it is declared. It must not be an element of a common block or appear in an **EQUIVALENCE** statement.
- A variable that appears in a **declare target** directive must be declared in the Fortran scope of a module or have the **SAVE** attribute, either explicitly or implicitly.

Fortran

Cross References

- **target data** construct, see Section 2.14.2.
- **target** construct, see Section 2.14.5.
- **ompt_callback_target_data_op_t** or **ompt_callback_target_data_op_emi_t** callback type, see Section 4.5.2.25.

2.15 Interoperability

An OpenMP implementation may interoperate with one or more foreign runtime environments through the use of the **interop** construct that is described in this section, the **interop** operation for a declared variant function and the interoperability routines that are available through the OpenMP Runtime API.

C / C++

The implementation must provide *foreign-runtime-id* values that are enumerators of type **omp_interop_fr_t** and that correspond to the supported foreign runtime environments.

C / C++

Fortran

The implementation must provide *foreign-runtime-id* values that are named integer constants with kind **omp_interop_fr_kind** and that correspond to the supported foreign runtime environments.

Fortran

Each *foreign-runtime-id* value provided by an implementation will be available as **omp_ifr_name**, where *name* is the name of the foreign runtime environment. Available names include those that are listed in the *OpenMP Additional Definitions* document; implementation-defined names may also be supported. The value of **omp_ifr_last** is defined as one greater than the value of the highest supported *foreign-runtime-id* value that is listed in the aforementioned document.

Cross References

- **declare variant** directive, see Section 2.3.5.
- Interoperability routines, see Section 3.12.

2.15.1 **interop** Construct

Summary

The **interop** construct retrieves interoperability properties from the OpenMP implementation to enable interoperability with foreign execution contexts. The **interop** construct is a stand-alone directive.

Syntax

In the following syntax, *interop-type* is the type of interoperability information being requested or used by the **interop** construct, and *action-clause* is a clause that indicates the action to take with respect to that **interop** object.

C / C++

The syntax of the **interop** construct is as follows:

```
#pragma omp interop clause[ [ [, ] clause ] ... ] new-line
```

where *clause* is *action-clause* or one of the following:

```
device (integer-expression)  
depend ([depend-modifier, ] dependence-type : locator-list)
```

where *action-clause* is one of the following:

```
init ([interop-modifier, ]interop-type[ [ , interop-type ] ... ] : interop-var)  
destroy (interop-var)  
use (interop-var)  
nowait
```

where *interop-var* is a variable of type **omp_interop_t**, and *interop-type* is one of the following:

```
target  
targetsync
```

and *interop-modifier* is one of the following:

```
prefer_type (preference-list)
```

1 where *preference-list* is a comma separated list for which each item is a *foreign-runtime-id*, which
2 is a base language string literal or a compile-time constant integral expression. Allowed values for
3 *foreign-runtime-id* include the names (as string literals) and integer values specified in the *OpenMP*
4 *Additional Definitions* document and the corresponding **omp_ifr_name** constants of
5 **omp_interop_fr_t** type; implementation-defined values may also be supported.

▲ C / C++ ▲

▼ Fortran ▼

6 The syntax of the **interop** construct is as follows:

```
7 !$omp interop clause[ [ [, ] clause ] ... ]
```

8 where *clause* is *action-clause* or one of the following:

```
9 device (integer-expression)  
10 depend ([depend-modifier, ] dependence-type : locator-list)
```

11 where *action-clause* is one of the following:

```
12 init ([interop-modifier, ]interop-type[[, interop-type] ... ]:interop-var)  
13 destroy (interop-var)  
14 use (interop-var)  
15 nowait
```

16 where *interop-var* is a scalar integer variable of kind **omp_interop_kind**, and *interop-type* is
17 one of the following:

```
18 target  
19 targetsync
```

20 and *interop-modifier* is one of the following:

```
21 prefer_type (preference-list)
```

22 where *preference-list* is a comma separated list for which each item is a *foreign-runtime-id*, which
23 is a base language string literal or a compile-time constant integral expression. Allowed values for
24 *foreign-runtime-id* include the names (as string literals) and integer values specified in the *OpenMP*
25 *Additional Definitions* document and the corresponding **omp_ifr_name** integer constants of kind
26 **omp_interop_fr_kind**; implementation-defined values may also be supported.

▲ Fortran ▲

27 Binding

28 The binding task set for an **interop** region is the generating task. The **interop** region binds to
29 the region of the generating task.

Description

When an **interop** construct is encountered, the encountering task executes the region. If no **device** clause is present, the behavior is as if the **device** clause appears with an expression equal to the value of the *default-device-var* ICV.

If the **init action-clause** is specified, the *interop-var* is initialized to refer to the list of properties associated with the given *interop-type*. For any *interop-type*, the properties **type**, **type_name**, **vendor**, **vendor_name** and **device_num** will be available. If the implementation is unable to initialize the *interop-var*, it will be initialized to the value of **omp_interop_none**, which is defined to be zero.

The **targetsync** *interop-type* will additionally provide the **targetsync** property, which is the handle to a foreign synchronization object for enabling synchronization between OpenMP tasks and foreign tasks that execute in the foreign execution context.

The **target** *interop-type* will additionally provide the following properties:

- **device**, which will be a foreign device handle;
- **device_context**, which will be a foreign device context handle; and
- **platform**, which will be a handle to a foreign platform of the device.

If the **destroy action-clause** is specified, the *interop-var* is set to the value of **omp_interop_none** after resources associated with *interop-var* are released. The object referred to by the *interop-var* will be unusable after destruction and the effect of using values associated with it is unspecified until *interop-var* is initialized again by another **interop** construct.

If the **use action-clause** is specified, the *interop-var* is used for other effects of this directive but is not initialized, destroyed or otherwise modified.

For the **destroy** or **use action-clause**, the *interop-type* is inferred based on the *interop-type* used to initialize the *interop-var*.

If the *interop-type* specified is **targetsync**, or the *interop-var* was initialized with **targetsync**, an empty *mergeable task* is generated. If the **nowait** clause is not present on the construct then the task is also an *included task*. Any **depend** clauses that are present on the construct apply to the generated task. The **interop** construct ensures an ordered execution of the generated task relative to foreign tasks executed in the foreign execution context through the foreign synchronization object accessible through the **targetsync** property of *interop-var*. When the creation of the foreign task precedes the encountering of an **interop** construct in happens before order (see Section 1.4.5), the foreign task must complete execution before the generated task begins execution. Similarly, when the creation of a foreign task follows the encountering of an **interop** construct in happens before order, the foreign task must not begin execution until the generated task completes execution. No ordering is imposed between the encountering thread and either foreign tasks or OpenMP tasks by the **interop** construct.

1 If the **prefer_type** *interop-modifier* clause is specified, the first supported *foreign-runtime-id* in
2 *preference-list* in left-to-right order is used. The *foreign-runtime-id* that is used if the
3 implementation does not support any of the items in *preference-list* is implementation defined.

4 **Restrictions**

5 Restrictions to the **interop** construct are as follows:

- 6 • At least one *action-clause* must appear on the directive.
- 7 • Each *interop-type* may be specified on an *action-clause* at most once.
- 8 • The *interop-var* passed to **init** or **destroy** must be non-const.
- 9 • A **depend** clause can only appear on the directive if a **targetsync** *interop-type* is present or
10 the *interop-var* was initialized with the **targetsync** *interop-type*.
- 11 • Each *interop-var* may be specified for at most one *action-clause* of each **interop** construct.
- 12 • At most one **device** clause can appear on the directive. The **device** clause expression must
13 evaluate to a non-negative integer value less than or equal to the value returned by
14 **omp_get_num_devices()**.
- 15 • At most one **nowait** clause can appear on the directive.

16 **Cross References**

- 17 • **depend** clause, see Section 2.19.11.
- 18 • Interoperability routines, see Section 3.12.

19 **2.15.2 Interoperability Requirement Set**

20 The *interoperability requirement set* of each task is a logical set of properties that can be added or
21 removed by different directives. These properties can be queried by other constructs that have
22 interoperability semantics.

23 A construct can add the following properties to the set:

- 24 • *depend*, which specifies that the construct requires enforcement of the synchronization
25 relationship expressed by the *depend* clause;
- 26 • *nowait*, which specifies that the construct is asynchronous; and
- 27 • *is_device_ptr(list-item)*, which specifies that the *list-item* is a device pointer in the construct.

28 The following directives may add properties to the set:

- 29 • **dispatch**.

30 The following directives may remove properties from the set:

- 31 • **declare variant**.

Cross References

- **declare variant** directive, see Section 2.3.5.
- **dispatch** construct, see Section 2.3.6.

2.16 Combined Constructs

Combined constructs are shortcuts for specifying one construct immediately nested inside another construct. The semantics of the combined constructs are identical to that of explicitly specifying the first construct containing one instance of the second construct and no other statements.

For combined constructs, tool callbacks are invoked as if the constructs were explicitly nested.

2.16.1 Parallel Worksharing-Loop Construct

Summary

The parallel worksharing-loop construct is a shortcut for specifying a **parallel** construct containing a worksharing-loop construct with a canonical loop nest and no other statements.

Syntax

C / C++

The syntax of the parallel worksharing-loop construct is as follows:

```
#pragma omp parallel for [clause[ [, ] clause] ... ] new-line  
    loop-nest
```

where *loop-nest* is a canonical loop nest and *clause* can be any of the clauses accepted by the **parallel** or **for** directives, except the **nowait** clause, with identical meanings and restrictions.

C / C++

Fortran

The syntax of the parallel worksharing-loop construct is as follows:

```
!$omp parallel do [clause[ [, ] clause] ... ]  
    loop-nest  
[$omp end parallel do]
```

where *loop-nest* is a canonical loop nest and *clause* can be any of the clauses accepted by the **parallel** or **do** directives, with identical meanings and restrictions.

If an **end parallel do** directive is not specified, an **end parallel do** directive is assumed at the end of the *loop-nest*.

Fortran

Description

The semantics are identical to explicitly specifying a **parallel** directive immediately followed by a worksharing-loop directive.

Restrictions

The restrictions for the **parallel** construct and the worksharing-loop construct apply.

Cross References

- **parallel** construct, see Section 2.6.
- Canonical loop nest form, see Section 2.11.1.
- Worksharing-loop construct, see Section 2.11.4.
- Data attribute clauses, see Section 2.21.4.

2.16.2 parallel loop Construct

Summary

The **parallel loop** construct is a shortcut for specifying a **parallel** construct containing a **loop** construct with a canonical loop nest and no other statements.

Syntax

C / C++

The syntax of the **parallel loop** construct is as follows:

```
#pragma omp parallel loop [clause[ [, ] clause] ... ] new-line
    loop-nest
```

where *loop-nest* is a canonical loop nest and *clause* can be any of the clauses accepted by the **parallel** or **loop** directives, with identical meanings and restrictions.

C / C++

Fortran

The syntax of the **parallel loop** construct is as follows:

```
!$omp parallel loop [clause[ [, ] clause] ... ]
    loop-nest
[!$omp end parallel loop]
```

where *loop-nest* is a canonical loop nest and *clause* can be any of the clauses accepted by the **parallel** or **loop** directives, with identical meanings and restrictions.

If an **end parallel loop** directive is not specified, an **end parallel loop** directive is assumed at the end of the *loop-nest*.

Fortran

Description

The semantics are identical to explicitly specifying a **parallel** directive immediately followed by a **loop** directive.

Restrictions

The restrictions for the **parallel** construct and the **loop** construct apply.

Cross References

- **parallel** construct, see Section 2.6.
- Canonical loop nest form, see Section 2.11.1.
- **loop** construct, see Section 2.11.7.
- Data attribute clauses, see Section 2.21.4.

2.16.3 parallel sections Construct

Summary

The **parallel sections** construct is a shortcut for specifying a **parallel** construct containing a **sections** construct and no other statements.

Syntax

C / C++

The syntax of the **parallel sections** construct is as follows:

```
#pragma omp parallel sections [clause[ [, ] clause] ... ] new-line
{
  [#pragma omp section new-line]
  structured-block-sequence
  [#pragma omp section new-line]
  structured-block-sequence]
  ...
}
```

where *clause* can be any of the clauses accepted by the **parallel** or **sections** directives, except the **nowait** clause, with identical meanings and restrictions.

C / C++

Fortran

The syntax of the **parallel sections** construct is as follows:

```
!$omp parallel sections [clause[ [, ] clause] ... ]  
    [!$omp section]  
        structured-block-sequence  
    [!$omp section  
        structured-block-sequence]  
    ...  
!$omp end parallel sections
```

where *clause* can be any of the clauses accepted by the **parallel** or **sections** directives, with identical meanings and restrictions.

Fortran

Description

C / C++

The semantics are identical to explicitly specifying a **parallel** directive immediately followed by a **sections** directive.

C / C++

Fortran

The semantics are identical to explicitly specifying a **parallel** directive immediately followed by a **sections** directive, and an **end sections** directive immediately followed by an **end parallel** directive.

Fortran

Restrictions

The restrictions for the **parallel** construct and the **sections** construct apply.

Cross References

- **parallel** construct, see Section 2.6.
- **sections** construct, see Section 2.10.1.
- Data attribute clauses, see Section 2.21.4.

Fortran

2.16.4 parallel workshare Construct

Summary

The **parallel workshare** construct is a shortcut for specifying a **parallel** construct containing a **workshare** construct and no other statements.

Syntax

The syntax of the **parallel workshare** construct is as follows:

```
!$omp parallel workshare [clause[ [, ] clause] ... ]  
    loosely-structured-block  
!$omp end parallel workshare
```

or

```
!$omp parallel workshare [clause[ [, ] clause] ... ]  
    strictly-structured-block  
[!$omp end parallel workshare]
```

where *clause* can be any of the clauses accepted by the **parallel** directive, with identical meanings and restrictions.

Description

The semantics are identical to explicitly specifying a **parallel** directive immediately followed by a **workshare** directive, and an **end workshare** directive immediately followed by an **end parallel** directive.

Restrictions

The restrictions for the **parallel** construct and the **workshare** construct apply.

Cross References

- **parallel** construct, see Section 2.6.
- **workshare** construct, see Section 2.10.3.
- Data attribute clauses, see Section 2.21.4.

Fortran

2.16.5 Parallel Worksharing-Loop SIMD Construct

Summary

The parallel worksharing-loop SIMD construct is a shortcut for specifying a **parallel** construct containing a worksharing-loop SIMD construct and no other statements.

Syntax

C / C++

The syntax of the parallel worksharing-loop SIMD construct is as follows:

```
#pragma omp parallel for simd [clause[ [, ] clause] ... ] new-line  
    loop-nest
```

where *loop-nest* is a canonical loop nest and *clause* can be any of the clauses accepted by the **parallel** or **for simd** directives, except the **nowait** clause, with identical meanings and restrictions.

C / C++

Fortran

The syntax of the parallel worksharing-loop SIMD construct is as follows:

```
!$omp parallel do simd [clause[ [, ] clause] ... ]  
    loop-nest  
/$omp end parallel do simd/
```

where *loop-nest* is a canonical loop nest and *clause* can be any of the clauses accepted by the **parallel** or **do simd** directives, with identical meanings and restrictions.

If an **end parallel do simd** directive is not specified, an **end parallel do simd** directive is assumed at the end of the *loop-nest*.

Fortran

Description

The semantics of the parallel worksharing-loop SIMD construct are identical to explicitly specifying a **parallel** directive immediately followed by a worksharing-loop SIMD directive.

Restrictions

The restrictions for the **parallel** construct and the worksharing-loop SIMD construct apply except for the following explicit modifications:

- If any **if** clause on the directive includes a *directive-name-modifier* then all **if** clauses on the directive must include a *directive-name-modifier*.
- At most one **if** clause without a *directive-name-modifier* can appear on the directive.
- At most one **if** clause with the **parallel** *directive-name-modifier* can appear on the directive.
- At most one **if** clause with the **simd** *directive-name-modifier* can appear on the directive.

Cross References

- **parallel** construct, see Section 2.6.
- Canonical loop nest form, see Section 2.11.1.
- Worksharing-loop SIMD construct, see Section 2.11.5.2.
- **if** clause, see Section 2.18.
- Data attribute clauses, see Section 2.21.4.

2.16.6 parallel masked Construct

Summary

The **parallel masked** construct is a shortcut for specifying a **parallel** construct containing a **masked** construct, and no other statements.

Syntax

C / C++

The syntax of the **parallel masked** construct is as follows:

```
#pragma omp parallel masked [clause[ [, ] clause] ... ] new-line  
    structured-block
```

where *clause* can be any of the clauses accepted by the **parallel** or **masked** directives, with identical meanings and restrictions.

C / C++

Fortran

The syntax of the **parallel masked** construct is as follows:

```
!$omp parallel masked [clause[ [, ] clause] ... ]  
    loosely-structured-block  
!$omp end parallel masked
```

or

```
!$omp parallel masked [clause[ [, ] clause] ... ]  
    strictly-structured-block  
[!$omp end parallel masked]
```

where *clause* can be any of the clauses accepted by the **parallel** or **masked** directives, with identical meanings and restrictions.

Fortran

The **parallel master** construct, which has been deprecated, has identical syntax to the **parallel masked** construct other than the use of **parallel master** as the directive name.

Description

The semantics are identical to explicitly specifying a **parallel** directive immediately followed by a **masked** directive.

Restrictions

The restrictions for the **parallel** construct and the **masked** construct apply.

Cross References

- **parallel** construct, see Section 2.6.
- **masked** construct, see Section 2.8.
- Data attribute clauses, see Section 2.21.4.

2.16.7 masked taskloop Construct

Summary

The **masked taskloop** construct is a shortcut for specifying a **masked** construct containing a **taskloop** construct and no other statements.

Syntax

C / C++

The syntax of the **masked taskloop** construct is as follows:

```
#pragma omp masked taskloop [clause[ [, ] clause] ... ] new-line
    loop-nest
```

where *loop-nest* is a canonical loop nest and *clause* can be any of the clauses accepted by the **masked** or **taskloop** directives with identical meanings and restrictions.

C / C++

Fortran

The syntax of the **masked taskloop** construct is as follows:

```
!$omp masked taskloop [clause[ [, ] clause] ... ]
    loop-nest
[!$omp end masked taskloop]
```

where *loop-nest* is a canonical loop nest and *clause* can be any of the clauses accepted by the **masked** or **taskloop** directives with identical meanings and restrictions.

If an **end masked taskloop** directive is not specified, an **end masked taskloop** directive is assumed at the end of the *loop-nest*.

Fortran

The **master taskloop** construct, which has been deprecated, has identical syntax to the **masked taskloop** construct other than the use of **master taskloop** as the directive name.

Description

The semantics are identical to explicitly specifying a **masked** directive immediately followed by a **taskloop** directive.

Restrictions

The restrictions for the **masked** and **taskloop** constructs apply.

Cross References

- **masked** construct, see Section 2.8.
- Canonical loop nest form, see Section 2.11.1.
- **taskloop** construct, see Section 2.12.2.
- Data attribute clauses, see Section 2.21.4.

2.16.8 `masked taskloop simd` Construct

Summary

The `masked taskloop simd` construct is a shortcut for specifying a `masked` construct containing a `taskloop simd` construct and no other statements.

Syntax

C / C++

The syntax of the `masked taskloop simd` construct is as follows:

```
#pragma omp masked taskloop simd [clause[ [, ] clause] ... ] new-line
    loop-nest
```

where *loop-nest* is a canonical loop nest and *clause* can be any of the clauses accepted by the `masked` or `taskloop simd` directives with identical meanings and restrictions.

C / C++

Fortran

The syntax of the `masked taskloop simd` construct is as follows:

```
!$omp masked taskloop simd [clause[ [, ] clause] ... ]
    loop-nest
[!$omp end masked taskloop simd]
```

where *loop-nest* is a canonical loop nest and *clause* can be any of the clauses accepted by the `masked` or `taskloop simd` directives with identical meanings and restrictions.

If an `end masked taskloop simd` directive is not specified, an `end masked taskloop simd` directive is assumed at the end of the *loop-nest*.

Fortran

The `master taskloop simd` construct, which has been deprecated, has identical syntax to the `masked taskloop simd` construct other than the use of `master taskloop simd` as the directive name.

Description

The semantics are identical to explicitly specifying a `masked` directive immediately followed by a `taskloop simd` directive.

Restrictions

The restrictions for the `masked` and `taskloop simd` constructs apply.

Cross References

- `masked` construct, see Section [2.8](#).
- Canonical loop nest form, see Section [2.11.1](#).
- `taskloop simd` construct, see Section [2.12.3](#).
- Data attribute clauses, see Section [2.21.4](#).

2.16.9 parallel masked taskloop Construct

Summary

The **parallel masked taskloop** construct is a shortcut for specifying a **parallel** construct containing a **masked taskloop** construct and no other statements.

C / C++

The syntax of the **parallel masked taskloop** construct is as follows:

```
#pragma omp parallel masked taskloop [clause[ [, ] clause] ... ] new-line
    loop-nest
```

where *loop-nest* is a canonical loop nest and *clause* can be any of the clauses accepted by the **parallel** or **masked taskloop** directives, except the **in_reduction** clause, with identical meanings and restrictions.

C / C++

Fortran

The syntax of the **parallel masked taskloop** construct is as follows:

```
!$omp parallel masked taskloop [clause[ [, ] clause] ... ]
    loop-nest
/!$omp end parallel masked taskloop]
```

where *loop-nest* is a canonical loop nest and *clause* can be any of the clauses accepted by the **parallel** or **masked taskloop** directives, except the **in_reduction** clause, with identical meanings and restrictions.

If an **end parallel masked taskloop** directive is not specified, an **end parallel masked taskloop** directive is assumed at the end of the *loop-nest*.

Fortran

The **parallel master taskloop** construct, which has been deprecated, has identical syntax to the **parallel masked taskloop** construct other than the use of **parallel master taskloop** as the directive name.

Description

The semantics are identical to explicitly specifying a **parallel** directive immediately followed by a **masked taskloop** directive.

Restrictions

The restrictions for the **parallel** construct and the **masked taskloop** construct apply except for the following explicit modifications:

- If any **if** clause on the directive includes a *directive-name-modifier* then all **if** clauses on the directive must include a *directive-name-modifier*.
- At most one **if** clause without a *directive-name-modifier* can appear on the directive.
- At most one **if** clause with the **parallel** *directive-name-modifier* can appear on the directive.
- At most one **if** clause with the **taskloop** *directive-name-modifier* can appear on the directive.

Cross References

- **parallel** construct, see Section 2.6.
- Canonical loop nest form, see Section 2.11.1.
- **masked taskloop** construct, see Section 2.16.7.
- **if** clause, see Section 2.18.
- Data attribute clauses, see Section 2.21.4.
- **in_reduction** clause, see Section 2.21.5.6.

2.16.10 parallel masked taskloop simd Construct

Summary

The **parallel masked taskloop simd** construct is a shortcut for specifying a **parallel** construct containing a **masked taskloop simd** construct and no other statements.

Syntax

C / C++

The syntax of the **parallel masked taskloop simd** construct is as follows:

```
#pragma omp parallel masked taskloop simd [clause[ [, ] clause]... ] new-line  
loop-nest
```

where *loop-nest* is a canonical loop nest and *clause* can be any of the clauses accepted by the **parallel** or **masked taskloop simd** directives, except the **in_reduction** clause, with identical meanings and restrictions.

C / C++

Fortran

The syntax of the **parallel masked taskloop simd** construct is as follows:

```
!$omp parallel masked taskloop simd [clause[ [, ] clause] ... ]  
    loop-nest  
/!$omp end parallel masked taskloop simd/
```

where *loop-nest* is a canonical loop nest and *clause* can be any of the clauses accepted by the **parallel** or **masked taskloop simd** directives, except the **in_reduction** clause, with identical meanings and restrictions.

If an **end parallel masked taskloop simd** directive is not specified, an **end parallel masked taskloop simd** directive is assumed at the end of the *loop-nest*.

Fortran

The **parallel master taskloop simd** construct, which has been deprecated, has identical syntax to the **parallel masked taskloop simd** construct other than the use of **parallel master taskloop simd** as the directive name.

Description

The semantics are identical to explicitly specifying a **parallel** directive immediately followed by a **masked taskloop simd** directive.

Restrictions

The restrictions for the **parallel** construct and the **masked taskloop simd** construct apply except for the following explicit modifications:

- If any **if** clause on the directive includes a *directive-name-modifier* then all **if** clauses on the directive must include a *directive-name-modifier*.
- At most one **if** clause without a *directive-name-modifier* can appear on the directive.
- At most one **if** clause with the **parallel** *directive-name-modifier* can appear on the directive.
- At most one **if** clause with the **taskloop** *directive-name-modifier* can appear on the directive.
- At most one **if** clause with the **simd** *directive-name-modifier* can appear on the directive.

Cross References

- **parallel** construct, see Section 2.6.
- Canonical loop nest form, see Section 2.11.1.
- **masked taskloop simd** construct, see Section 2.16.8.
- **if** clause, see Section 2.18.
- Data attribute clauses, see Section 2.21.4.
- **in_reduction** clause, see Section 2.21.5.6.

2.16.11 teams distribute Construct

Summary

The **teams distribute** construct is a shortcut for specifying a **teams** construct containing a **distribute** construct and no other statements.

Syntax

C / C++

The syntax of the **teams distribute** construct is as follows:

```
#pragma omp teams distribute [clause[ [, ] clause] ... ] new-line  
    loop-nest
```

where *loop-nest* is a canonical loop nest and *clause* can be any of the clauses accepted by the **teams** or **distribute** directives with identical meanings and restrictions.

C / C++

Fortran

The syntax of the **teams distribute** construct is as follows:

```
!$omp teams distribute [clause[ [, ] clause] ... ]  
    loop-nest  
[$omp end teams distribute]
```

where *loop-nest* is a canonical loop nest and *clause* can be any of the clauses accepted by the **teams** or **distribute** directives with identical meanings and restrictions.

If an **end teams distribute** directive is not specified, an **end teams distribute** directive is assumed at the end of the *loop-nest*.

Fortran

Description

The semantics are identical to explicitly specifying a **teams** directive immediately followed by a **distribute** directive.

Restrictions

The restrictions for the **teams** and **distribute** constructs apply.

Cross References

- **teams** construct, see Section 2.7.
- Canonical loop nest form, see Section 2.11.1.
- **distribute** construct, see Section 2.11.6.1.
- Data attribute clauses, see Section 2.21.4.

2.16.12 teams distribute simd Construct

Summary

The **teams distribute simd** construct is a shortcut for specifying a **teams** construct containing a **distribute simd** construct and no other statements.

Syntax

C / C++

The syntax of the **teams distribute simd** construct is as follows:

```
#pragma omp teams distribute simd [clause[ [, ] clause] ... ] new-line
    loop-nest
```

where *loop-nest* is a canonical loop nest and *clause* can be any of the clauses accepted by the **teams** or **distribute simd** directives with identical meanings and restrictions.

C / C++

Fortran

The syntax of the **teams distribute simd** construct is as follows:

```
!$omp teams distribute simd [clause[ [, ] clause] ... ]
    loop-nest
/!$omp end teams distribute simd/
```

where *loop-nest* is a canonical loop nest and *clause* can be any of the clauses accepted by the **teams** or **distribute simd** directives with identical meanings and restrictions.

If an **end teams distribute simd** directive is not specified, an **end teams distribute simd** directive is assumed at the end of the *loop-nest*.

Fortran

Description

The semantics are identical to explicitly specifying a **teams** directive immediately followed by a **distribute simd** directive.

Restrictions

The restrictions for the **teams** and **distribute simd** constructs apply.

Cross References

- **teams** construct, see Section [2.7](#).
- Canonical loop nest form, see Section [2.11.1](#).
- **distribute simd** construct, see Section [2.11.6.2](#).
- Data attribute clauses, see Section [2.21.4](#).

2.16.13 Teams Distribute Parallel Worksharing-Loop Construct

Summary

The teams distribute parallel worksharing-loop construct is a shortcut for specifying a **teams** construct containing a distribute parallel worksharing-loop construct and no other statements.

Syntax

C / C++

The syntax of the teams distribute parallel worksharing-loop construct is as follows:

```
#pragma omp teams distribute parallel for \  
    [clause[ [, ] clause] ... ] new-line  
    loop-nest
```

where *loop-nest* is a canonical loop nest and *clause* can be any of the clauses accepted by the **teams** or **distribute parallel for** directives with identical meanings and restrictions.

C / C++

Fortran

The syntax of the teams distribute parallel worksharing-loop construct is as follows:

```
!$omp teams distribute parallel do [clause[ [, ] clause] ... ]  
    loop-nest  
[!$omp end teams distribute parallel do]
```

where *loop-nest* is a canonical loop nest and *clause* can be any of the clauses accepted by the **teams** or **distribute parallel do** directives with identical meanings and restrictions.

If an **end teams distribute parallel do** directive is not specified, an **end teams distribute parallel do** directive is assumed at the end of the *loop-nest*.

Fortran

Description

The semantics are identical to explicitly specifying a **teams** directive immediately followed by a distribute parallel worksharing-loop directive.

Restrictions

The restrictions for the **teams** and distribute parallel worksharing-loop constructs apply.

Cross References

- **teams** construct, see Section [2.7](#).
- Canonical loop nest form, see Section [2.11.1](#).
- Distribute parallel worksharing-loop construct, see Section [2.11.6.3](#).
- Data attribute clauses, see Section [2.21.4](#).

2.16.14 Teams Distribute Parallel Worksharing-Loop SIMD Construct

Summary

The teams distribute parallel worksharing-loop SIMD construct is a shortcut for specifying a **teams** construct containing a distribute parallel worksharing-loop SIMD construct and no other statements.

Syntax

C / C++

The syntax of the teams distribute parallel worksharing-loop SIMD construct is as follows:

```
#pragma omp teams distribute parallel for simd \  
    [clause[ [, ] clause] ... ] new-line  
    loop-nest
```

where *loop-nest* is a canonical loop nest and *clause* can be any of the clauses accepted by the **teams** or **distribute parallel for simd** directives with identical meanings and restrictions.

C / C++

Fortran

The syntax of the teams distribute parallel worksharing-loop SIMD construct is as follows:

```
!$omp teams distribute parallel do simd [clause[ [, ] clause] ... ]  
    loop-nest  
/!$omp end teams distribute parallel do simd/
```

where *loop-nest* is a canonical loop nest and *clause* can be any of the clauses accepted by the **teams** or **distribute parallel do simd** directives with identical meanings and restrictions.

If an **end teams distribute parallel do simd** directive is not specified, an **end teams distribute parallel do simd** directive is assumed at the end of the *loop-nest*.

Fortran

Description

The semantics are identical to explicitly specifying a **teams** directive immediately followed by a distribute parallel worksharing-loop SIMD directive.

Restrictions

The restrictions for the **teams** and distribute parallel worksharing-loop SIMD constructs apply.

Cross References

- **teams** construct, see Section 2.7.
- Canonical loop nest form, see Section 2.11.1.
- Distribute parallel worksharing-loop SIMD construct, see Section 2.11.6.4.
- Data attribute clauses, see Section 2.21.4.

2.16.15 teams loop Construct

Summary

The **teams loop** construct is a shortcut for specifying a **teams** construct containing a **loop** construct and no other statements.

Syntax

C / C++

The syntax of the **teams loop** construct is as follows:

```
#pragma omp teams loop [clause[ [, ] clause] ... ] new-line
    loop-nest
```

where *loop-nest* is a canonical loop nest and *clause* can be any of the clauses accepted by the **teams** or **loop** directives with identical meanings and restrictions.

C / C++

Fortran

The syntax of the **teams loop** construct is as follows:

```
!$omp teams loop [clause[ [, ] clause] ... ]
    loop-nest
[!$omp end teams loop]
```

where *loop-nest* is a canonical loop nest and *clause* can be any of the clauses accepted by the **teams** or **loop** directives with identical meanings and restrictions.

If an **end teams loop** directive is not specified, an **end teams loop** directive is assumed at the end of the *loop-nest*.

Fortran

Description

The semantics are identical to explicitly specifying a **teams** directive immediately followed by a **loop** directive.

Restrictions

The restrictions for the **teams** and **loop** constructs apply.

Cross References

- **teams** construct, see Section 2.7.
- Canonical loop nest form, see Section 2.11.1.
- **loop** construct, see Section 2.11.7.
- Data attribute clauses, see Section 2.21.4.

2.16.16 target parallel Construct

Summary

The **target parallel** construct is a shortcut for specifying a **target** construct containing a **parallel** construct and no other statements.

Syntax

C / C++

The syntax of the **target parallel** construct is as follows:

```
#pragma omp target parallel [clause[ [, ] clause] ... ] new-line  
    structured-block
```

where *clause* can be any of the clauses accepted by the **target** or **parallel** directives, except for **copyin**, with identical meanings and restrictions.

C / C++

Fortran

The syntax of the **target parallel** construct is as follows:

```
!$omp target parallel [clause[ [, ] clause] ... ]  
    loosely-structured-block  
!$omp end target parallel
```

or

```
!$omp target parallel [clause[ [, ] clause] ... ]  
    strictly-structured-block  
[!$omp end target parallel]
```

where *clause* can be any of the clauses accepted by the **target** or **parallel** directives, except for **copyin**, with identical meanings and restrictions.

Fortran

Description

The semantics are identical to explicitly specifying a **target** directive immediately followed by a **parallel** directive.

Restrictions

The restrictions for the **target** and **parallel** constructs apply except for the following explicit modifications:

- If any **if** clause on the directive includes a *directive-name-modifier* then all **if** clauses on the directive must include a *directive-name-modifier*.
- At most one **if** clause without a *directive-name-modifier* can appear on the directive.
- At most one **if** clause with the **parallel** *directive-name-modifier* can appear on the directive.
- At most one **if** clause with the **target** *directive-name-modifier* can appear on the directive.

Cross References

- **parallel** construct, see Section 2.6.
- **target** construct, see Section 2.14.5.
- **if** clause, see Section 2.18.
- Data attribute clauses, see Section 2.21.4.
- **copyin** clause, see Section 2.21.6.1.

2.16.17 Target Parallel Worksharing-Loop Construct

Summary

The target parallel worksharing-loop construct is a shortcut for specifying a **target** construct containing a parallel worksharing-loop construct and no other statements.

Syntax

C / C++

The syntax of the target parallel worksharing-loop construct is as follows:

```
#pragma omp target parallel for [clause[ [, ] clause] ... ] new-line  
loop-nest
```

where *loop-nest* is a canonical loop nest and *clause* can be any of the clauses accepted by the **target** or **parallel for** directives, except for **copyin**, with identical meanings and restrictions.

C / C++

Fortran

1 The syntax of the target parallel worksharing-loop construct is as follows:

```
2 !$omp target parallel do [ clause [ [, ] clause ] ... ]  
3     loop-nest  
4 !$omp end target parallel do
```

5 where *loop-nest* is a canonical loop nest and *clause* can be any of the clauses accepted by the
6 **target** or **parallel do** directives, except for **copyin**, with identical meanings and
7 restrictions.

8 If an **end target parallel do** directive is not specified, an **end target parallel do**
9 directive is assumed at the end of the *loop-nest*.

Fortran

Description

10 The semantics are identical to explicitly specifying a **target** directive immediately followed by a
11 parallel worksharing-loop directive.
12

Restrictions

13 The restrictions for the **target** and parallel worksharing-loop constructs apply except for the
14 following explicit modifications:
15

- 16 • If any **if** clause on the directive includes a *directive-name-modifier* then all **if** clauses on the
17 directive must include a *directive-name-modifier*.
- 18 • At most one **if** clause without a *directive-name-modifier* can appear on the directive.
- 19 • At most one **if** clause with the **parallel** *directive-name-modifier* can appear on the directive.
- 20 • At most one **if** clause with the **target** *directive-name-modifier* can appear on the directive.

Cross References

- 21 • Canonical loop nest form, see Section [2.11.1](#).
- 22 • **target** construct, see Section [2.14.5](#).
- 23 • Parallel Worksharing-Loop construct, see Section [2.16.1](#).
- 24 • **if** clause, see Section [2.18](#).
- 25 • Data attribute clauses, see Section [2.21.4](#).
- 26 • **copyin** clause, see Section [2.21.6.1](#).
- 27

2.16.18 Target Parallel Worksharing-Loop SIMD Construct

Summary

The target parallel worksharing-loop SIMD construct is a shortcut for specifying a **target** construct containing a parallel worksharing-loop SIMD construct and no other statements.

Syntax

C / C++

The syntax of the target parallel worksharing-loop SIMD construct is as follows:

```
#pragma omp target parallel for simd \  
    [clause[ [, ] clause] ... ] new-line  
    loop-nest
```

where *loop-nest* is a canonical loop nest and *clause* can be any of the clauses accepted by the **target** or **parallel for simd** directives, except for **copyin**, with identical meanings and restrictions.

C / C++

Fortran

The syntax of the target parallel worksharing-loop SIMD construct is as follows:

```
!$omp target parallel do simd [clause[ [, ] clause] ... ]  
    loop-nest  
[!$omp end target parallel do simd]
```

where *loop-nest* is a canonical loop nest and *clause* can be any of the clauses accepted by the **target** or **parallel do simd** directives, except for **copyin**, with identical meanings and restrictions.

If an **end target parallel do simd** directive is not specified, an **end target parallel do simd** directive is assumed at the end of the *loop-nest*.

Fortran

Description

The semantics are identical to explicitly specifying a **target** directive immediately followed by a parallel worksharing-loop SIMD directive.

Restrictions

The restrictions for the **target** and parallel worksharing-loop SIMD constructs apply except for the following explicit modifications:

- If any **if** clause on the directive includes a *directive-name-modifier* then all **if** clauses on the directive must include a *directive-name-modifier*.
- At most one **if** clause without a *directive-name-modifier* can appear on the directive.
- At most one **if** clause with the **parallel** *directive-name-modifier* can appear on the directive.
- At most one **if** clause with the **target** *directive-name-modifier* can appear on the directive.
- At most one **if** clause with the **simd** *directive-name-modifier* can appear on the directive.

Cross References

- Canonical loop nest form, see Section 2.11.1.
- **target** construct, see Section 2.14.5.
- Parallel worksharing-loop SIMD construct, see Section 2.16.5.
- **if** clause, see Section 2.18.
- Data attribute clauses, see Section 2.21.4.
- **copyin** clause, see Section 2.21.6.1.

2.16.19 target parallel loop Construct

Summary

The **target parallel loop** construct is a shortcut for specifying a **target** construct containing a **parallel loop** construct and no other statements.

Syntax

C / C++

The syntax of the **target parallel loop** construct is as follows:

```
#pragma omp target parallel loop [clause[ [, ] clause] ... ] new-line  
    loop-nest
```

where *loop-nest* is a canonical loop nest and *clause* can be any of the clauses accepted by the **target** or **parallel loop** directives, except for **copyin**, with identical meanings and restrictions.

C / C++

The syntax of the **target parallel loop** construct is as follows:

```
!$omp target parallel loop [clause [ , ] clause] ... ]
    loop-nest
[$omp end target parallel loop]
```

where *loop-nest* is a canonical loop nest and *clause* can be any of the clauses accepted by the **target** or **parallel loop** directives, except for **copyin**, with identical meanings and restrictions.

If an **end target parallel loop** directive is not specified, an **end target parallel loop** directive is assumed at the end of the *loop-nest*. **nowait** may not be specified on an **end target parallel loop** directive.

Description

The semantics are identical to explicitly specifying a **target** directive immediately followed by a **parallel loop** directive.

Restrictions

The restrictions for the **target** and **parallel loop** constructs apply except for the following explicit modifications:

- If any **if** clause on the directive includes a *directive-name-modifier* then all **if** clauses on the directive must include a *directive-name-modifier*.
- At most one **if** clause without a *directive-name-modifier* can appear on the directive.
- At most one **if** clause with the **parallel** *directive-name-modifier* can appear on the directive.
- At most one **if** clause with the **target** *directive-name-modifier* can appear on the directive.

Cross References

- Canonical loop nest form, see Section [2.11.1](#).
- **target** construct, see Section [2.14.5](#).
- **parallel loop** construct, see Section [2.16.2](#).
- **if** clause, see Section [2.18](#).
- Data attribute clauses, see Section [2.21.4](#).
- **copyin** clause, see Section [2.21.6.1](#).

2.16.20 target simd Construct

Summary

The **target simd** construct is a shortcut for specifying a **target** construct containing a **simd** construct and no other statements.

Syntax

C / C++

The syntax of the **target simd** construct is as follows:

```
#pragma omp target simd [clause[ [, ] clause] ... ] new-line
    loop-nest
```

where *loop-nest* is a canonical loop nest and *clause* can be any of the clauses accepted by the **target** or **simd** directives with identical meanings and restrictions.

C / C++

Fortran

The syntax of the **target simd** construct is as follows:

```
!$omp target simd [clause[ [, ] clause] ... ]
    loop-nest
[!$omp end target simd]
```

where *loop-nest* is a canonical loop nest and *clause* can be any of the clauses accepted by the **target** or **simd** directives with identical meanings and restrictions.

If an **end target simd** directive is not specified, an **end target simd** directive is assumed at the end of the *loop-nest*.

Fortran

Description

The semantics are identical to explicitly specifying a **target** directive immediately followed by a **simd** directive.

Restrictions

The restrictions for the **target** and **simd** constructs apply except for the following explicit modifications:

- If any **if** clause on the directive includes a *directive-name-modifier* then all **if** clauses on the directive must include a *directive-name-modifier*.
- At most one **if** clause without a *directive-name-modifier* can appear on the directive.
- At most one **if** clause with the **target** *directive-name-modifier* can appear on the directive.
- At most one **if** clause with the **simd** *directive-name-modifier* can appear on the directive.

Cross References

- Canonical loop nest form, see Section 2.11.1.
- **simd** construct, see Section 2.11.5.1.
- **target** construct, see Section 2.14.5.
- **if** clause, see Section 2.18.
- Data attribute clauses, see Section 2.21.4.

2.16.21 target teams Construct

Summary

The **target teams** construct is a shortcut for specifying a **target** construct containing a **teams** construct and no other statements.

Syntax

C / C++

The syntax of the **target teams** construct is as follows:

```
#pragma omp target teams [clause[ [, ] clause] ... ] new-line  
    structured-block
```

where *clause* can be any of the clauses accepted by the **target** or **teams** directives with identical meanings and restrictions.

C / C++

Fortran

The syntax of the **target teams** construct is as follows:

```
!$omp target teams [clause[ [, ] clause] ... ]  
    loosely-structured-block  
!$omp end target teams
```

or

```
!$omp target teams [clause[ [, ] clause] ... ]  
    strictly-structured-block  
[!$omp end target teams]
```

where *clause* can be any of the clauses accepted by the **target** or **teams** directives with identical meanings and restrictions.

Fortran

Description

The semantics are identical to explicitly specifying a **target** directive immediately followed by a **teams** directive.

Restrictions

The restrictions for the **target** and **teams** constructs apply.

Cross References

- **teams** construct, see Section 2.7.
- **target** construct, see Section 2.14.5.
- Data attribute clauses, see Section 2.21.4.

2.16.22 target teams distribute Construct

Summary

The **target teams distribute** construct is a shortcut for specifying a **target** construct containing a **teams distribute** construct and no other statements.

Syntax

C / C++

The syntax of the **target teams distribute** construct is as follows:

```
#pragma omp target teams distribute [clause[ [, ] clause] ... ] new-line
    loop-nest
```

where *loop-nest* is a canonical loop nest and *clause* can be any of the clauses accepted by the **target** or **teams distribute** directives with identical meanings and restrictions.

C / C++

Fortran

The syntax of the **target teams distribute** construct is as follows:

```
!$omp target teams distribute [clause[ [, ] clause] ... ]
    loop-nest
[!$omp end target teams distribute]
```

where *loop-nest* is a canonical loop nest and *clause* can be any of the clauses accepted by the **target** or **teams distribute** directives with identical meanings and restrictions.

If an **end target teams distribute** directive is not specified, an **end target teams distribute** directive is assumed at the end of the *loop-nest*.

Fortran

Description

The semantics are identical to explicitly specifying a **target** directive immediately followed by a **teams distribute** directive.

Restrictions

The restrictions for the **target** and **teams distribute** constructs apply.

Cross References

- Canonical loop nest form, see Section 2.11.1.
- **target** construct, see Section 2.14.2.
- **teams distribute simd** construct, see Section 2.16.11.
- Data attribute clauses, see Section 2.21.4.

2.16.23 target teams distribute simd Construct

Summary

The **target teams distribute simd** construct is a shortcut for specifying a **target** construct containing a **teams distribute simd** construct and no other statements.

Syntax

C / C++

The syntax of the **target teams distribute simd** construct is as follows:

```
#pragma omp target teams distribute simd \  
    [clause[ [, ] clause]... ] new-line  
loop-nest
```

where *loop-nest* is a canonical loop nest and *clause* can be any of the clauses accepted by the **target** or **teams distribute simd** directives with identical meanings and restrictions.

C / C++

Fortran

The syntax of the **target teams distribute simd** construct is as follows:

```
!$omp target teams distribute simd [clause[ [, ] clause]... ]  
loop-nest  
[!$omp end target teams distribute simd]
```

where *loop-nest* is a canonical loop nest and *clause* can be any of the clauses accepted by the **target** or **teams distribute simd** directives with identical meanings and restrictions.

If an **end target teams distribute simd** directive is not specified, an **end target teams distribute simd** directive is assumed at the end of the *loop-nest*.

Fortran

Description

The semantics are identical to explicitly specifying a **target** directive immediately followed by a **teams distribute simd** directive.

Restrictions

The restrictions for the **target** and **teams distribute simd** constructs apply except for the following explicit modifications:

- If any **if** clause on the directive includes a *directive-name-modifier* then all **if** clauses on the directive must include a *directive-name-modifier*.
- At most one **if** clause without a *directive-name-modifier* can appear on the directive.
- At most one **if** clause with the **target** *directive-name-modifier* can appear on the directive.
- At most one **if** clause with the **simd** *directive-name-modifier* can appear on the directive.

Cross References

- Canonical loop nest form, see Section 2.11.1.
- **target** construct, see Section 2.14.2.
- **teams distribute simd** construct, see Section 2.16.12.
- **if** clause, see Section 2.18.
- Data attribute clauses, see Section 2.21.4.

2.16.24 target teams loop Construct

Summary

The **target teams loop** construct is a shortcut for specifying a **target** construct containing a **teams loop** construct and no other statements.

Syntax

C / C++

The syntax of the **target teams loop** construct is as follows:

```
#pragma omp target teams loop [clause[ [, ] clause] ... ] new-line
    loop-nest
```

where *loop-nest* is a canonical loop nest and *clause* can be any of the clauses accepted by the **target** or **teams loop** directives with identical meanings and restrictions.

C / C++

Fortran

1 The syntax of the **target teams loop** construct is as follows:

```
2 !$omp target teams loop [clause [ , ] clause ] ... ]  
3 loop-nest  
4 [$omp end target teams loop]
```

5 where *loop-nest* is a canonical loop nest and *clause* can be any of the clauses accepted by the
6 **target** or **teams loop** directives with identical meanings and restrictions.

7 If an **end target teams loop** directive is not specified, an **end target teams loop**
8 directive is assumed at the end of the *loop-nest*.

Fortran

9 Description

10 The semantics are identical to explicitly specifying a **target** directive immediately followed by a
11 **teams loop** directive.

12 Restrictions

13 The restrictions for the **target** and **teams loop** constructs apply.

14 Cross References

- 15 • Canonical loop nest form, see Section [2.11.1](#).
- 16 • **target** construct, see Section [2.14.5](#).
- 17 • Teams loop construct, see Section [2.16.15](#).
- 18 • Data attribute clauses, see Section [2.21.4](#).

19 2.16.25 Target Teams Distribute Parallel Worksharing-Loop 20 Construct

21 Summary

22 The target teams distribute parallel worksharing-loop construct is a shortcut for specifying a
23 **target** construct containing a teams distribute parallel worksharing-loop construct and no other
24 statements.

Syntax

C / C++

The syntax of the target teams distribute parallel worksharing-loop construct is as follows:

```
#pragma omp target teams distribute parallel for \  
    [clause[ [, ] clause] ... ] new-line  
loop-nest
```

where *loop-nest* is a canonical loop nest and *clause* can be any of the clauses accepted by the **target** or **teams distribute parallel for** directives with identical meanings and restrictions.

C / C++

Fortran

The syntax of the target teams distribute parallel worksharing-loop construct is as follows:

```
!$omp target teams distribute parallel do [clause[ [, ] clause] ... ]  
loop-nest  
/!$omp end target teams distribute parallel do/
```

where *loop-nest* is a canonical loop nest and *clause* can be any of the clauses accepted by the **target** or **teams distribute parallel do** directives with identical meanings and restrictions.

If an **end target teams distribute parallel do** directive is not specified, an **end target teams distribute parallel do** directive is assumed at the end of the *loop-nest*.

Fortran

Description

The semantics are identical to explicitly specifying a **target** directive immediately followed by a teams distribute parallel worksharing-loop directive.

Restrictions

The restrictions for the **target** and teams distribute parallel worksharing-loop constructs apply except for the following explicit modifications:

- If any **if** clause on the directive includes a *directive-name-modifier* then all **if** clauses on the directive must include a *directive-name-modifier*.
- At most one **if** clause without a *directive-name-modifier* can appear on the directive.
- At most one **if** clause with the **parallel** *directive-name-modifier* can appear on the directive.
- At most one **if** clause with the **target** *directive-name-modifier* can appear on the directive.

Cross References

- Canonical loop nest form, see Section 2.11.1.
- **target** construct, see Section 2.14.5.
- Teams distribute parallel worksharing-loop construct, see Section 2.16.13.
- **if** clause, see Section 2.18.
- Data attribute clauses, see Section 2.21.4.

2.16.26 Target Teams Distribute Parallel Worksharing-Loop SIMD Construct

Summary

The target teams distribute parallel worksharing-loop SIMD construct is a shortcut for specifying a **target** construct containing a teams distribute parallel worksharing-loop SIMD construct and no other statements.

Syntax

C / C++

The syntax of the target teams distribute parallel worksharing-loop SIMD construct is as follows:

```
#pragma omp target teams distribute parallel for simd \  
    [clause[ [, ] clause] ... ] new-line  
    loop-nest
```

where *loop-nest* is a canonical loop nest and *clause* can be any of the clauses accepted by the **target** or **teams distribute parallel for simd** directives with identical meanings and restrictions.

C / C++

Fortran

The syntax of the target teams distribute parallel worksharing-loop SIMD construct is as follows:

```
!$omp target teams distribute parallel do simd [clause[ [, ] clause] ... ]  
    loop-nest  
!/$omp end target teams distribute parallel do simd/
```

where *loop-nest* is a canonical loop nest and *clause* can be any of the clauses accepted by the **target** or **teams distribute parallel do simd** directives with identical meanings and restrictions.

If an **end target teams distribute parallel do simd** directive is not specified, an **end target teams distribute parallel do simd** directive is assumed at the end of the *loop-nest*.

Fortran

Description

The semantics are identical to explicitly specifying a **target** directive immediately followed by a teams distribute parallel worksharing-loop SIMD directive.

Restrictions

The restrictions for the **target** and teams distribute parallel worksharing-loop SIMD constructs apply except for the following explicit modifications:

- If any **if** clause on the directive includes a *directive-name-modifier* then all **if** clauses on the directive must include a *directive-name-modifier*.
- At most one **if** clause without a *directive-name-modifier* can appear on the directive.
- At most one **if** clause with the **parallel** *directive-name-modifier* can appear on the directive.
- At most one **if** clause with the **target** *directive-name-modifier* can appear on the directive.
- At most one **if** clause with the **simd** *directive-name-modifier* can appear on the directive.

Cross References

- Canonical loop nest form, see Section [2.11.1](#).
- **target** construct, see Section [2.14.5](#).
- Teams distribute parallel worksharing-loop SIMD construct, see Section [2.16.14](#).
- **if** clause, see Section [2.18](#).
- Data attribute clauses, see Section [2.21.4](#).

2.17 Clauses on Combined and Composite Constructs

This section specifies the handling of clauses on combined or composite constructs and the handling of implicit clauses from variables with predetermined data sharing if they are not predetermined only on a particular construct. Some clauses are permitted only on a single leaf construct of the combined or composite construct, in which case the effect is as if the clause is applied to that specific construct. As detailed in this section, other clauses have the effect as if they are applied to one or more leaf constructs.

The **collapse** clause is applied once to the combined or composite construct.

The effect of the **private** clause is as if it is applied only to the innermost leaf construct that permits it.

1 The effect of the **firstprivate** clause is as if it is applied to one or more leaf constructs as
2 follows:

- 3 • To the **distribute** construct if it is among the constituent constructs;
- 4 • To the **teams** construct if it is among the constituent constructs and the **distribute**
5 construct is not;
- 6 • To the worksharing-loop construct if it is among the constituent constructs;
- 7 • To the **taskloop** construct if it is among the constituent constructs;
- 8 • To the **parallel** construct if it is among the constituent constructs and the worksharing-loop
9 construct or the **taskloop** construct is not;
- 10 • To the **target** construct if it is among the constituent constructs and the same list item does not
11 appear in a **lastprivate** or **map** clause.

12 If the **parallel** construct is among the constituent constructs and the effect is not as if the
13 **firstprivate** clause is applied to it by the above rules, then the effect is as if the **shared**
14 clause with the same list item is applied to the **parallel** construct. If the **teams** construct is
15 among the constituent constructs and the effect is not as if the **firstprivate** clause is applied to
16 it by the above rules, then the effect is as if the **shared** clause with the same list item is applied to
17 the **teams** construct.

18 The effect of the **lastprivate** clause is as if it is applied to all leaf constructs that permit the
19 clause. If the **parallel** construct is among the constituent constructs and the list item is not also
20 specified in the **firstprivate** clause, then the effect of the **lastprivate** clause is as if the
21 **shared** clause with the same list item is applied to the **parallel** construct. If the **teams**
22 construct is among the constituent constructs and the list item is not also specified in the
23 **firstprivate** clause, then the effect of the **lastprivate** clause is as if the **shared** clause
24 with the same list item is applied to the **teams** construct. If the **target** construct is among the
25 constituent constructs and the list item is not specified in a **map** clause, the effect of the
26 **lastprivate** clause is as if the same list item appears in a **map** clause with a *map-type* of
27 **tofrom**.

28 The effect of the **shared**, **default**, **order**, or **allocate** clause is as if it is applied to all leaf
29 constructs that permit the clause.

30 The effect of the **reduction** clause is as if it is applied to all leaf constructs that permit the
31 clause, except for the following constructs:

- 32 • The **parallel** construct, when combined with the **sections**, worksharing-loop, **loop**, or
33 **taskloop** construct; and
- 34 • The **teams** construct, when combined with the **loop** construct.

35 For the **parallel** and **teams** constructs above, the effect of the **reduction** clause instead is as
36 if each list item or, for any list item that is an array item, its corresponding base array or base
37 pointer appears in a **shared** clause for the construct. If the **task reduction-modifier** is specified,

1 the effect is as if it only modifies the behavior of the **reduction** clause on the innermost leaf
2 construct that accepts the modifier (see Section 2.21.5.4). If the **inscan** *reduction-modifier* is
3 specified, the effect is as if it modifies the behavior of the **reduction** clause on all constructs of
4 the combined construct to which the clause is applied and that accept the modifier. If the **target**
5 construct is among the constituent constructs and the list item is not specified in a **map** clause, the
6 effect of the **reduction** clause is as if the same list item appears in a **map** clause with a *map-type*
7 of **tofrom**.

8 The **in_reduction** clause applies to the single leaf construct on which it is permitted. If that
9 construct is a **target** construct, the effect is as if the same list item also appears in a **map** clause
10 with a *map-type* of **tofrom** and a *map-type-modifier* of **always**.

11 The effect of the **if** clause is described in Section 2.18.

12 The effect of the **linear** clause is as if it is applied to the innermost leaf construct. Additionally,
13 if the list item is not the iteration variable of a **simd** or worksharing-loop SIMD construct, the
14 effect on the outer leaf constructs is as if the list item was specified in **firstprivate** and
15 **lastprivate** clauses on the combined or composite construct, with the rules specified above
16 applied. If a list item of the **linear** clause is the iteration variable of a **simd** or worksharing-loop
17 SIMD construct and it is not declared in the construct, the effect on the outer leaf constructs is as if
18 the list item was specified in a **lastprivate** clause on the combined or composite construct with
19 the rules specified above applied.

20 The effect of the **nowait** clause is as if it is applied to the outermost leaf construct that permits it.

21 If the clauses have expressions on them, such as for various clauses where the argument of the
22 clause is an expression, or *lower-bound*, *length*, or *stride* expressions inside array sections (or
23 *subscript* and *stride* expressions in *subscript-triplet* for Fortran), or *linear-step* or *alignment*
24 expressions, the expressions are evaluated immediately before the construct to which the clause has
25 been split or duplicated per the above rules (therefore inside of the outer leaf constructs). However,
26 the expressions inside the **num_teams** and **thread_limit** clauses are always evaluated before
27 the outermost leaf construct.

28 The restriction that a list item may not appear in more than one data sharing clause with the
29 exception of specifying a variable in both **firstprivate** and **lastprivate** clauses applies
30 after the clauses are split or duplicated per the above rules.

31 2.18 if Clause

32 Summary

33 The semantics of an **if** clause are described in the section on the construct to which it applies. The
34 **if** clause *directive-name-modifier* names the associated construct to which an expression applies,
35 and is particularly useful for composite and combined constructs.

Syntax

C / C++

The syntax of the **if** clause is as follows:

```
if ([ directive-name-modifier : ] scalar-expression)
```

C / C++

Fortran

The syntax of the **if** clause is as follows:

```
if ([ directive-name-modifier : ] scalar-logical-expression)
```

Fortran

Description

The effect of the **if** clause depends on the construct to which it is applied. For combined or composite constructs, the **if** clause only applies to the semantics of the construct named in the *directive-name-modifier* if one is specified. If no *directive-name-modifier* is specified for a combined or composite construct then the **if** clause applies to all constructs to which an **if** clause can apply.

2.19 Synchronization Constructs and Clauses

A synchronization construct orders the completion of code executed by different threads. This ordering is imposed by synchronizing flush operations that are executed as part of the region that corresponds to the construct.

Synchronization through the use of synchronizing flush operations and atomic operations is described in Section 1.4.4 and Section 1.4.6. Section 2.19.8.1 defines the behavior of synchronizing flush operations that are implied at various other locations in an OpenMP program.

2.19.1 **critical** Construct

Summary

The **critical** construct restricts execution of the associated structured block to a single thread at a time.

Syntax

C / C++

The syntax of the **critical** construct is as follows:

```
#pragma omp critical [ (name) [ [, ] hint (hint-expression) ] ] new-line  
structured-block
```

where *hint-expression* is an integer constant expression that evaluates to a valid synchronization hint (as described in Section 2.19.12).

C / C++

Fortran

The syntax of the **critical** construct is as follows:

```
!$omp critical [(name) [[,] hint (hint-expression)]]  
    loosely-structured-block  
!$omp end critical [(name)]
```

or

```
!$omp critical [(name) [[,] hint (hint-expression)]]  
    strictly-structured-block  
[!$omp end critical [(name)]]
```

where *hint-expression* is a constant expression that evaluates to a scalar value with kind **omp_sync_hint_kind** and a value that is a valid synchronization hint (as described in Section 2.19.12).

Fortran

Binding

The binding thread set for a **critical** region is all threads in the contention group.

Description

The region that corresponds to a **critical** construct is executed as if only a single thread at a time among all threads in the contention group enters the region for execution, without regard to the teams to which the threads belong. An optional *name* may be used to identify the **critical** construct. All **critical** constructs without a name are considered to have the same unspecified name.

C / C++

Identifiers used to identify a **critical** construct have external linkage and are in a name space that is separate from the name spaces used by labels, tags, members, and ordinary identifiers.

C / C++

Fortran

The names of **critical** constructs are global entities of the program. If a name conflicts with any other entity, the behavior of the program is unspecified.

Fortran

The threads of a contention group execute the **critical** region as if only one thread of the contention group executes the **critical** region at a time. The **critical** construct enforces these execution semantics with respect to all **critical** constructs with the same name in all threads in the contention group.

If present, the **hint** clause gives the implementation additional information about the expected runtime properties of the **critical** region that can optionally be used to optimize the implementation. The presence of a **hint** clause does not affect the isolation guarantees provided by the **critical** construct. If no **hint** clause is specified, the effect is as if **hint(omp_sync_hint_none)** had been specified.

Execution Model Events

The *critical-acquiring* event occurs in a thread that encounters the **critical** construct on entry to the **critical** region before initiating synchronization for the region.

The *critical-acquired* event occurs in a thread that encounters the **critical** construct after it enters the region, but before it executes the structured block of the **critical** region.

The *critical-released* event occurs in a thread that encounters the **critical** construct after it completes any synchronization on exit from the **critical** region.

Tool Callbacks

A thread dispatches a registered **ompt_callback_mutex_acquire** callback for each occurrence of a *critical-acquiring* event in that thread. This callback has the type signature **ompt_callback_mutex_acquire_t**.

A thread dispatches a registered **ompt_callback_mutex_acquired** callback for each occurrence of a *critical-acquired* event in that thread. This callback has the type signature **ompt_callback_mutex_t**.

A thread dispatches a registered **ompt_callback_mutex_released** callback for each occurrence of a *critical-released* event in that thread. This callback has the type signature **ompt_callback_mutex_t**.

The callbacks occur in the task that encounters the critical construct. The callbacks should receive **ompt_mutex_critical** as their *kind* argument if practical, but a less specific kind is acceptable.

Restrictions

Restrictions to the **critical** construct are as follows:

- Unless the effect is as if **hint(omp_sync_hint_none)** was specified, the **critical** construct must specify a name.
- If the **hint** clause is specified, each of the **critical** constructs with the same *name* must have a **hint** clause for which the *hint-expression* evaluates to the same value.

C++

- A throw executed inside a **critical** region must cause execution to resume within the same **critical** region, and the same thread that threw the exception must catch it.

C++

Fortran

- If a *name* is specified on a **critical** directive, the same *name* must also be specified on the **end critical** directive.
- If no *name* appears on the **critical** directive, no *name* can appear on the **end critical** directive.

Fortran

Cross References

- Synchronization Hints, see Section [2.19.12](#).
- `ompt_mutex_critical`, see Section [4.4.4.16](#).
- `ompt_callback_mutex_acquire_t`, see Section [4.5.2.14](#).
- `ompt_callback_mutex_t`, see Section [4.5.2.15](#).

2.19.2 barrier Construct

Summary

The **barrier** construct specifies an explicit barrier at the point at which the construct appears. The **barrier** construct is a stand-alone directive.

Syntax

C / C++

The syntax of the **barrier** construct is as follows:

```
#pragma omp barrier new-line
```

C / C++

Fortran

The syntax of the **barrier** construct is as follows:

```
!$omp barrier
```

Fortran

Binding

The binding thread set for a **barrier** region is the current team. A **barrier** region binds to the innermost enclosing **parallel** region.

Description

All threads of the team that is executing the binding **parallel** region must execute the **barrier** region and complete execution of all explicit tasks bound to this **parallel** region before any are allowed to continue execution beyond the barrier.

The **barrier** region includes an implicit task scheduling point in the current task region.

Execution Model Events

The *explicit-barrier-begin* event occurs in each thread that encounters the **barrier** construct on entry to the **barrier** region.

The *explicit-barrier-wait-begin* event occurs when a task begins an interval of active or passive waiting in a **barrier** region.

1 The *explicit-barrier-wait-end* event occurs when a task ends an interval of active or passive waiting
2 and resumes execution in a **barrier** region.

3 The *explicit-barrier-end* event occurs in each thread that encounters the **barrier** construct after
4 the barrier synchronization on exit from the **barrier** region.

5 A *cancellation* event occurs if cancellation is activated at an implicit cancellation point in a
6 **barrier** region.

7 **Tool Callbacks**

8 A thread dispatches a registered **ompt_callback_sync_region** callback with
9 **ompt_sync_region_barrier_explicit** as its *kind* argument and **ompt_scope_begin**
10 as its *endpoint* argument for each occurrence of an *explicit-barrier-begin* event. Similarly, a thread
11 dispatches a registered **ompt_callback_sync_region** callback with
12 **ompt_sync_region_barrier_explicit** as its *kind* argument and **ompt_scope_end** as
13 its *endpoint* argument for each occurrence of an *explicit-barrier-end* event. These callbacks occur
14 in the context of the task that encountered the **barrier** construct and have type signature
15 **ompt_callback_sync_region_t**.

16 A thread dispatches a registered **ompt_callback_sync_region_wait** callback with
17 **ompt_sync_region_barrier_explicit** as its *kind* argument and **ompt_scope_begin**
18 as its *endpoint* argument for each occurrence of an *explicit-barrier-wait-begin* event. Similarly, a
19 thread dispatches a registered **ompt_callback_sync_region_wait** callback with
20 **ompt_sync_region_barrier_explicit** as its *kind* argument and **ompt_scope_end** as
21 its *endpoint* argument for each occurrence of an *explicit-barrier-wait-end* event. These callbacks
22 occur in the context of the task that encountered the **barrier** construct and have type signature
23 **ompt_callback_sync_region_t**.

24 A thread dispatches a registered **ompt_callback_cancel** callback with
25 **ompt_cancel_detected** as its *flags* argument for each occurrence of a *cancellation* event in
26 that thread. The callback occurs in the context of the encountering task. The callback has type
27 signature **ompt_callback_cancel_t**.

28 **Restrictions**

29 Restrictions to the **barrier** construct are as follows:

- 30 • Each **barrier** region must be encountered by all threads in a team or by none at all, unless
31 cancellation has been requested for the innermost enclosing parallel region.
- 32 • The sequence of worksharing regions and **barrier** regions encountered must be the same for
33 every thread in a team.

Cross References

- `ompt_scope_begin` and `ompt_scope_end`, see Section 4.4.4.11.
- `ompt_sync_region_barrier`, see Section 4.4.4.13.
- `ompt_callback_sync_region_t`, see Section 4.5.2.13.
- `ompt_callback_cancel_t`, see Section 4.5.2.18.

2.19.3 Implicit Barriers

This section describes the OMPT events and tool callbacks associated with implicit barriers, which occur at the end of various regions as defined in the description of the constructs to which they correspond. Implicit barriers are task scheduling points. For a description of task scheduling points, associated events, and tool callbacks, see Section 2.12.6.

Execution Model Events

The *implicit-barrier-begin* event occurs in each implicit task at the beginning of an implicit barrier region.

The *implicit-barrier-wait-begin* event occurs when a task begins an interval of active or passive waiting in an implicit barrier region.

The *implicit-barrier-wait-end* event occurs when a task ends an interval of active or waiting and resumes execution of an implicit barrier region.

The *implicit-barrier-end* event occurs in each implicit task after the barrier synchronization on exit from an implicit barrier region.

A *cancellation* event occurs if cancellation is activated at an implicit cancellation point in an implicit barrier region.

Tool Callbacks

A thread dispatches a registered `ompt_callback_sync_region` callback for each implicit barrier *begin* and *end* event. Similarly, a thread dispatches a registered `ompt_callback_sync_region_wait` callback for each implicit barrier *wait-begin* and *wait-end* event. All callbacks for implicit barrier events execute in the context of the encountering task and have type signature `ompt_callback_sync_region_t`.

For the implicit barrier at the end of a worksharing construct, the *kind* argument is `ompt_sync_region_barrier_implicit_workshare`. For the implicit barrier at the end of a `parallel` region, the *kind* argument is `ompt_sync_region_barrier_implicit_parallel`. For an extra barrier added by an OpenMP implementation, the *kind* argument is `ompt_sync_region_barrier_implementation`. For a barrier at the end of a `teams` region, the *kind* argument is `ompt_sync_region_barrier_teams`.

1 A thread dispatches a registered `ompt_callback_cancel` callback with
2 `ompt_cancel_detected` as its *flags* argument for each occurrence of a *cancellation* event in
3 that thread. The callback occurs in the context of the encountering task. The callback has type
4 signature `ompt_callback_cancel_t`.

5 **Restrictions**

6 Restrictions to implicit barriers are as follows:

- 7 • If a thread is in the state `ompt_state_wait_barrier_implicit_parallel`, a call to
8 `ompt_get_parallel_info` may return a pointer to a copy of the data object associated
9 with the parallel region rather than a pointer to the associated data object itself. Writing to the
10 data object returned by `ompt_get_parallel_info` when a thread is in the
11 `ompt_state_wait_barrier_implicit_parallel` results in unspecified behavior.

12 **Cross References**

- 13 • `ompt_scope_begin` and `ompt_scope_end`, see Section 4.4.4.11.
- 14 • `ompt_sync_region_barrier_implementation`,
15 `ompt_sync_region_barrier_implicit_parallel`
16 `ompt_sync_region_barrier_teams`, and
17 `ompt_sync_region_barrier_implicit_workshare`, see Section 4.4.4.13.
- 18 • `ompt_cancel_detected`, see Section 4.4.4.25.
- 19 • `ompt_callback_sync_region_t`, see Section 4.5.2.13.
- 20 • `ompt_callback_cancel_t`, see Section 4.5.2.18.

21 **2.19.4 Implementation-Specific Barriers**

22 An OpenMP implementation can execute implementation-specific barriers that are not implied by
23 the OpenMP specification; therefore, no *execution model events* are bound to these barriers. The
24 implementation can handle these barriers like implicit barriers and dispatch all events as for
25 implicit barriers. These callbacks are dispatched with
26 `ompt_sync_region_barrier_implementation` — or
27 `ompt_sync_region_barrier`, if the implementation cannot make a distinction — as the *kind*
28 argument.

29 **2.19.5 taskwait Construct**

30 **Summary**

31 The `taskwait` construct specifies a wait on the completion of child tasks of the current task. The
32 `taskwait` construct is a stand-alone directive.

Syntax

C / C++

The syntax of the **taskwait** construct is as follows:

```
#pragma omp taskwait [clause [ , ] clause] ... ] new-line
```

where *clause* is one of the following:

```
depend ([depend-modifier, ]dependence-type : locator-list)  
nowait
```

C / C++

Fortran

The syntax of the **taskwait** construct is as follows:

```
!$omp taskwait [clause [ , ] clause] ... ]
```

where *clause* is one of the following:

```
depend ([depend-modifier, ]dependence-type : locator-list)  
nowait
```

Fortran

Binding

The **taskwait** region binds to the current task region. The binding thread set of the **taskwait** region is the current team.

Description

If no **depend** clause is present on the **taskwait** construct, the current task region is suspended at an implicit task scheduling point associated with the construct. The current task region remains suspended until all child tasks that it generated before the **taskwait** region complete execution.

If one or more **depend** clauses are present on the **taskwait** construct and the **nowait** clause is not also present, the behavior is as if these clauses were applied to a **task** construct with an empty associated structured block that generates a *mergeable* and *included task*. Thus, the current task region is suspended until the *predecessor tasks* of this task complete execution.

If one or more **depend** clauses are present on the **taskwait** construct and the **nowait** clause is also present, the behavior is as if these clauses were applied to a **task** construct with an empty associated structured block that generates a task for which execution may be deferred. Thus, all *predecessor tasks* of this task must complete execution before any subsequently generated task that depends on this task starts its execution.

Execution Model Events

The *taskwait-begin* event occurs in a thread when it encounters a **taskwait** construct with no **depend** clause on entry to the **taskwait** region.

The *taskwait-wait-begin* event occurs when a task begins an interval of active or passive waiting in a region corresponding to a **taskwait** construct with no **depend** clause.

The *taskwait-wait-end* event occurs when a task ends an interval of active or passive waiting and resumes execution from a region corresponding to a **taskwait** construct with no **depend** clause.

The *taskwait-end* event occurs in a thread when it encounters a **taskwait** construct with no **depend** clause after the taskwait synchronization on exit from the **taskwait** region.

The *taskwait-init* event occurs in a thread when it encounters a **taskwait** construct with one or more **depend** clauses on entry to the **taskwait** region.

The *taskwait-complete* event occurs on completion of the dependent task that results from a **taskwait** construct with one or more **depend** clauses, in the context of the thread that executes the dependent task and before any subsequently generated task that depends on the dependent task starts its execution.

Tool Callbacks

A thread dispatches a registered **ompt_callback_sync_region** callback with **ompt_sync_region_taskwait** as its *kind* argument and **ompt_scope_begin** as its *endpoint* argument for each occurrence of a *taskwait-begin* event in the task that encounters the **taskwait** construct. Similarly, a thread dispatches a registered **ompt_callback_sync_region** callback with **ompt_sync_region_taskwait** as its *kind* argument and **ompt_scope_end** as its *endpoint* argument for each occurrence of a *taskwait-end* event in the task that encounters the **taskwait** construct. These callbacks occur in the task that encounters the **taskwait** construct and have the type signature **ompt_callback_sync_region_t**.

A thread dispatches a registered **ompt_callback_sync_region_wait** callback with **ompt_sync_region_taskwait** as its *kind* argument and **ompt_scope_begin** as its *endpoint* argument for each occurrence of a *taskwait-wait-begin* event. Similarly, a thread dispatches a registered **ompt_callback_sync_region_wait** callback with **ompt_sync_region_taskwait** as its *kind* argument and **ompt_scope_end** as its *endpoint* argument for each occurrence of a *taskwait-wait-end* event. These callbacks occur in the context of the task that encounters the **taskwait** construct and have type signature **ompt_callback_sync_region_t**.

A thread dispatches a registered **ompt_callback_task_create** callback for each occurrence of a *taskwait-init* event in the context of the encountering task. This callback has the type signature **ompt_callback_task_create_t**. In the dispatched callback, **(flags & ompt_task_taskwait)** always evaluates to *true*. If the **nowait** clause is not present, **(flags & ompt_task_undeferred)** also evaluates to *true*.

1 A thread dispatches a registered `ompt_callback_task_schedule` callback for each
2 occurrence of a *taskwait-complete* event. This callback has the type signature
3 `ompt_callback_task_schedule_t` with `ompt_taskwait_complete` as its
4 *prior_task_status* argument.

5 Restrictions

6 Restrictions to the `taskwait` construct are as follows:

- 7 • The `mutexinoutset` *dependence-type* may not appear in a `depend` clause on a `taskwait`
8 construct.
- 9 • If the *dependence-type* of a `depend` clause is `depobj` then the dependence objects cannot
10 represent dependences of the `mutexinoutset` dependence type.
- 11 • The `nowait` clause may only appear on a `taskwait` directive if the `depend` clause is present.
- 12 • At most one `nowait` clause can appear on a `taskwait` directive.

13 Cross References

- 14 • `task` construct, see Section 2.12.1.
- 15 • Task scheduling, see Section 2.12.6.
- 16 • `depend` clause, see Section 2.19.11.
- 17 • `ompt_scope_begin` and `ompt_scope_end`, see Section 4.4.4.11.
- 18 • `ompt_sync_region_taskwait`, see Section 4.4.4.13.
- 19 • `ompt_callback_sync_region_t`, see Section 4.5.2.13.

20 2.19.6 taskgroup Construct

21 Summary

22 The `taskgroup` construct specifies a wait on completion of child tasks of the current task and
23 their descendent tasks.

24 Syntax

C / C++

25 The syntax of the `taskgroup` construct is as follows:

```
26 #pragma omp taskgroup [clause[ [, ] clause] ...] new-line  
27     structured-block
```

28 where *clause* is one of the following:

```
29     task_reduction (reduction-identifier : list)  
30     allocate ([allocator: ]list)
```

C / C++

The syntax of the **taskgroup** construct is as follows:

```
!$omp taskgroup [clause [ [, ] clause] ...]
    loosely-structured-block
!$omp end taskgroup
```

or

```
!$omp taskgroup [clause [ [, ] clause] ...]
    strictly-structured-block
[!$omp end taskgroup]
```

where *clause* is one of the following:

```
task_reduction (reduction-identifier : list)
allocate ([allocator: ]list)
```

Binding

The binding task set of a **taskgroup** region is all tasks of the current team that are generated in the region. A **taskgroup** region binds to the innermost enclosing **parallel** region.

Description

When a thread encounters a **taskgroup** construct, it starts executing the region. All child tasks generated in the **taskgroup** region and all of their descendants that bind to the same **parallel** region as the **taskgroup** region are part of the *taskgroup set* associated with the **taskgroup** region.

An implicit task scheduling point occurs at the end of the **taskgroup** region. The current task is suspended at the task scheduling point until all tasks in the *taskgroup set* complete execution.

Execution Model Events

The *taskgroup-begin* event occurs in each thread that encounters the **taskgroup** construct on entry to the **taskgroup** region.

The *taskgroup-wait-begin* event occurs when a task begins an interval of active or passive waiting in a **taskgroup** region.

The *taskgroup-wait-end* event occurs when a task ends an interval of active or passive waiting and resumes execution in a **taskgroup** region.

The *taskgroup-end* event occurs in each thread that encounters the **taskgroup** construct after the taskgroup synchronization on exit from the **taskgroup** region.

1 Tool Callbacks

2 A thread dispatches a registered `ompt_callback_sync_region` callback with
3 `ompt_sync_region_taskgroup` as its *kind* argument and `ompt_scope_begin` as its
4 *endpoint* argument for each occurrence of a *taskgroup-begin* event in the task that encounters the
5 `taskgroup` construct. Similarly, a thread dispatches a registered
6 `ompt_callback_sync_region` callback with `ompt_sync_region_taskgroup` as its
7 *kind* argument and `ompt_scope_end` as its *endpoint* argument for each occurrence of a
8 *taskgroup-end* event in the task that encounters the `taskgroup` construct. These callbacks occur
9 in the task that encounters the `taskgroup` construct and have the type signature
10 `ompt_callback_sync_region_t`.

11 A thread dispatches a registered `ompt_callback_sync_region_wait` callback with
12 `ompt_sync_region_taskgroup` as its *kind* argument and `ompt_scope_begin` as its
13 *endpoint* argument for each occurrence of a *taskgroup-wait-begin* event. Similarly, a thread
14 dispatches a registered `ompt_callback_sync_region_wait` callback with
15 `ompt_sync_region_taskgroup` as its *kind* argument and `ompt_scope_end` as its
16 *endpoint* argument for each occurrence of a *taskgroup-wait-end* event. These callbacks occur in the
17 context of the task that encounters the `taskgroup` construct and have type signature
18 `ompt_callback_sync_region_t`.

19 Cross References

- 20 • Task scheduling, see Section [2.12.6](#).
- 21 • `task_reduction` clause, see Section [2.21.5.5](#).
- 22 • `ompt_scope_begin` and `ompt_scope_end`, see Section [4.4.4.11](#).
- 23 • `ompt_sync_region_taskgroup`, see Section [4.4.4.13](#).
- 24 • `ompt_callback_sync_region_t`, see Section [4.5.2.13](#).

25 2.19.7 atomic Construct

26 Summary

27 The `atomic` construct ensures that a specific storage location is accessed atomically, rather than
28 exposing it to the possibility of multiple, simultaneous reading and writing threads that may result
29 in indeterminate values.

30 Syntax

31 In the following syntax, *atomic-clause* is a clause that indicates the semantics for which atomicity is
32 enforced, and *memory-order-clause* is a clause that indicates the memory ordering behavior of the
33 construct. Specifically, *atomic-clause* is one of the following:

```
34 | read  
35 | write  
36 | update
```


1 *memory-order-clause* is one of the following:

```
2 seq_cst
3 acq_rel
4 release
5 acquire
6 relaxed
```

7 and *clause* is either *atomic-clause*, *memory-order-clause* or one of the following:

```
8 capture
9 compare
10 hint (hint-expression)
11 fail (seq_cst | acquire | relaxed)
12 weak
```

▼ C / C++ ▼

13 The syntax of the **atomic** construct is:

```
14 #pragma omp atomic [clause[[,] clause] ... ] new-line
15 statement
```

16 where *statement* is a statement with one of the following forms:

- 17 • If *atomic-clause* is **read** then *statement* is *read-expr-stmt*, a read expression statement that has
18 the following form:

```
19 v = x;
```

- 20 • If *atomic-clause* is **write** then *statement* is *write-expr-stmt*, a write expression statement that
21 has the following form:

```
22 x = expr;
```

- 23 • If *atomic-clause* is **update** then *statement* can be *update-expr-stmt*, an update expression
24 statement that has one of the following forms:

```
25 x++;
26 x--;
27 ++x;
28 --x;
29 x binop= expr;
30 x = x binop expr;
31 x = expr binop x;
```

- If the **compare** clause is present then either *statement* is:
 - *cond-expr-stmt*, a conditional expression statement that has one of the following forms:

```
x = expr ordop x ? expr : x;
x = x ordop expr ? expr : x;
x = x == e ? d : x;
```

- or *cond-update-stmt*, a conditional update statement that has one of the following forms:

```
if(expr ordop x) { x = expr; }
if(x ordop expr) { x = expr; }
if(x == e) { x = d; }
```

- If the **capture** clause is present, *statement* can have one of the following forms:

```
v = expr-stmt
{ v = x; expr-stmt }
{ expr-stmt v = x; }
```

where *expr-stmt* is either *write-expr-stmt*, *update-expr-stmt* or *cond-expr-stmt*.

- If both the **compare** and **capture** clauses are present then the following forms are also valid:

```
{ v = x; cond-update-stmt }
{ cond-update-stmt v = x; }
if(x == e) { x = d; } else { v = x; }
{ r = x == e; if(r) { x = d; } }
{ r = x == e; if(r) { x = d; } else { v = x; } }
```

In the preceding expressions:

- *x*, *r* (result), and *v* (as applicable) are *lvalue* expressions with scalar type.
- *e* (expected) is an expression with scalar type, in forms where *e* is assigned it must be an *lvalue*.
- *d* (desired) is an expression with scalar type.
- *r* must be of integral type.
- During the execution of an **atomic** region, multiple syntactic occurrences of *x* must designate the same storage location.
- None of *v*, *x*, *r*, *d* and *expr* (as applicable) may access the storage location designated by any other in the list.
- *e* and *v* may refer to, or access, the same storage location.
- *expr* is an expression with scalar type.
- The order operation, *ordop*, is one of <, or >.
- *binop* is one of +, *, -, /, &, ^, |, <<, or >>.

- 1 • *binop*, *binop=*, *ordop*, **==**, **++**, and **--** are not overloaded operators.
- 2 • The expression *x binop expr* must be numerically equivalent to *x binop (expr)*. This requirement
- 3 is satisfied if the operators in *expr* have precedence greater than *binop*, or by using parentheses
- 4 around *expr* or subexpressions of *expr*.
- 5 • The expression *expr binop x* must be numerically equivalent to *(expr) binop x*. This requirement
- 6 is satisfied if the operators in *expr* have precedence equal to or greater than *binop*, or by using
- 7 parentheses around *expr* or subexpressions of *expr*.
- 8 • **==** comparisons are performed by comparing the bits that comprise each object as with **memcmp**.
- 9 • For forms that allow multiple occurrences of *x*, the number of times that *x* is evaluated is
- 10 unspecified.
- 11 • *hint-expression* is a constant integer expression that evaluates to a valid synchronization hint.



12 The syntax of the **atomic** construct takes any of the following forms:

```
13 !$omp atomic [clause[[,] clause] ... ] [,]
14 statement
15 [$omp end atomic]
```

16 or

```
17 !$omp atomic [clause[[,] clause] ... ] [,] capture [[,] clause [[,] clause] ... ]]
18 statement
19 capture-statement
20 [$omp end atomic]
```

21 or

```
22 !$omp atomic [clause[[,] clause] ... ] [,] capture [[,] clause [[,] clause] ... ]]
23 capture-statement
24 statement
25 [$omp end atomic]
```

26 where *capture-statement* has the following form:

```
27 | v = x
```

28 and *statement* is a statement with one of the following forms:

- 29 • If *atomic-clause* is **read** then *statement* is:

```
30 | v = x;
```

- 31 • If *atomic-clause* is **write** then *statement* is:

```
32 | x = expr
```

- 1 • If *atomic-clause* is **update** then:

2 – *statement* can have one of the following forms:

```
3 | x = x operator expr
4 | x = expr operator x
5 | x = intrinsic-procedure-name (x, expr-list)
6 | x = intrinsic-procedure-name (expr-list, x)
```

7 – or, if the **capture** clause is present and *statement* is preceded or followed by
8 *capture-statement*, *statement* can also have this form:

```
9 | x = expr
```

- 10 • If the **compare** clause is present then:

11 – *statement* has one of these forms:

```
12 | if (x == e) then
13 |     x = d
14 | end if
```

```
15 | if (x == e) x = d
```

16 – or, if the **capture** clause is also present and *statement* is not preceded or followed by
17 *capture-statement*, *statement* has this form:

```
18 | if (x == e) then
19 |     x = d
20 | else
21 |     v = x
22 | end if
```

23 In the preceding statements:

- 24 • *x*, *v*, *d* and *e* (as applicable) are scalar variables of intrinsic type.
- 25 • *x* must not have the **ALLOCATABLE** attribute.
- 26 • During the execution of an atomic region, multiple syntactic occurrences of *x* must designate the
27 same storage location.
- 28 • None of *v*, *expr*, and *expr-list* (as applicable) may access the same storage location as *x*.
- 29 • None of *x*, *expr*, and *expr-list* (as applicable) may access the same storage location as *v*.
- 30 • *expr* is a scalar expression.
- 31 • *expr-list* is a comma-separated, non-empty list of scalar expressions. If *intrinsic-procedure-name*
32 refers to **IAND**, **IOR**, or **IEOR**, exactly one expression must appear in *expr-list*.
- 33 • *intrinsic-procedure-name* is one of **MAX**, **MIN**, **IAND**, **IOR**, or **IEOR**.
- 34 • *operator* is one of **+**, *****, **-**, **/**, **.AND.**, **.OR.**, **.EQV.**, or **.NEQV.**

- 1 • The expression *x operator expr* must be numerically equivalent to *x operator (expr)*. This
2 requirement is satisfied if the operators in *expr* have precedence greater than *operator*, or by
3 using parentheses around *expr* or subexpressions of *expr*.
- 4 • The expression *expr operator x* must be numerically equivalent to *(expr) operator x*. This
5 requirement is satisfied if the operators in *expr* have precedence equal to or greater than
6 *operator*, or by using parentheses around *expr* or subexpressions of *expr*.
- 7 • *intrinsic-procedure-name* must refer to the intrinsic procedure name and not to other program
8 entities.
- 9 • *operator* must refer to the intrinsic operator and not to a user-defined operator.
- 10 • All assignments must be intrinsic assignments.
- 11 • For forms that allow multiple occurrences of *x*, the number of times that *x* is evaluated is
12 unspecified.
- 13 • *hint-expression* is a constant expression that evaluates to a scalar value with kind
14 **omp_sync_hint_kind** and a value that is a valid synchronization hint.

Fortran

Binding

If the size of *x* is 8, 16, 32, or 64 bits and *x* is aligned to a multiple of its size, the binding thread set for the **atomic** region is all threads on the device. Otherwise, the binding thread set for the **atomic** region is all threads in the contention group. **atomic** regions enforce exclusive access with respect to other **atomic** regions that access the same storage location *x* among all threads in the binding thread set without regard to the teams to which the threads belong.

Description

If *atomic-clause* is not present on the construct, the behavior is as if the **update** clause is specified.

The **atomic** construct with the **read** clause results in an atomic read of the location designated by *x*.

The **atomic** construct with the **write** clause results in an atomic write of the location designated by *x*.

The **atomic** construct with the **update** clause results in an atomic update of the location designated by *x* using the designated operator or intrinsic. Only the read and write of the location designated by *x* are performed mutually atomically. The evaluation of *expr* or *expr-list* need not be atomic with respect to the read or write of the location designated by *x*. No task scheduling points are allowed between the read and the write of the location designated by *x*.

If the **capture** clause is present, the atomic update is an atomic captured update — an atomic update to the location designated by *x* using the designated operator or intrinsic while also capturing the original or final value of the location designated by *x* with respect to the atomic update. The original or final value of the location designated by *x* is written in the location

1 designated by v based on the base language semantics of structured block or statements of the
2 **atomic** construct. Only the read and write of the location designated by x are performed mutually
3 atomically. Neither the evaluation of $expr$ or $expr-list$, nor the write to the location designated by v ,
4 need be atomic with respect to the read or write of the location designated by x .

5 If the **compare** clause is present, the atomic update is an atomic conditional update. For forms
6 that use an equality comparison, the operation is an atomic compare-and-swap — it atomically
7 compares the value of x to e and if they are equal writes the value of d into the location designated
8 by x . Based on the base language semantics of the associated structured block of the **atomic**
9 construct, the original or final value of the location designated by x is written to the location
10 designated by v , which is allowed to be the same location as designated by e , or the result of the
11 comparison is written to the location designated by r . Only the read and write of the location
12 designated by x are performed mutually atomically. Neither the evaluation of either e or d nor
13 writes to the locations designated by v and r need be atomic with respect to the read or write of the
14 location designated by x .

▼ C / C++ ▼

15 If the **compare** clause is present, forms that use *ordop* are logically an atomic maximum or
16 minimum, but they may be implemented with a compare-and-swap loop with short-circuiting. For
17 forms where *statement* is *cond-expr-stmt*, if the result of the condition implies that the value of x
18 does not change then the update may not occur.

▲ C / C++ ▲

19 If the **weak** clause is present, the comparison performed by an atomic compare-and-swap operation
20 may spuriously fail, evaluating to not equal even when the values are equal.

21
22 **Note** – Allowing for spurious failure by specifying a **weak** clause can result in performance gains
23 on some systems when using compare-and-swap in a loop. For cases where a single
24 compare-and-swap would otherwise be sufficient, using a loop over a **weak** compare-and-swap is
25 unlikely to improve performance.

26
27 If *memory-order-clause* is present, or implicitly provided by a **requires** directive, it specifies the
28 effective memory ordering and otherwise the effective memory ordering is **relaxed**. If the **fail**
29 clause is present, its parameter overrides the effective memory ordering used if the comparison for
30 an atomic conditional update fails.

31 The **atomic** construct may be used to enforce memory consistency between threads, based on the
32 guarantees provided by Section 1.4.6. A strong flush on the location designated by x is performed
33 on entry to and exit from the atomic operation, ensuring that the set of all atomic operations applied
34 to the same location in a race-free program has a total completion order. If the **write** or **update**
35 clause is specified, the atomic operation is not an atomic conditional update for which the
36 comparison fails, and the effective memory ordering is **release**, **acq_rel**, or **seq_cst**, the
37 strong flush on entry to the atomic operation is also a release flush. If the **read** or **update** clause
38 is specified and the effective memory ordering is **acquire**, **acq_rel**, or **seq_cst** then the

1 strong flush on exit from the atomic operation is also an acquire flush. Therefore, if the effective
2 memory ordering is not **relaxed**, release and/or acquire flush operations are implied and permit
3 synchronization between the threads without the use of explicit **flush** directives.

4 For all forms of the **atomic** construct, any combination of two or more of these **atomic**
5 constructs enforces mutually exclusive access to the locations designated by *x* among threads in the
6 binding thread set. To avoid data races, all accesses of the locations designated by *x* that could
7 potentially occur in parallel must be protected with an **atomic** construct.

8 **atomic** regions do not guarantee exclusive access with respect to any accesses outside of
9 **atomic** regions to the same storage location *x* even if those accesses occur during a **critical**
10 or **ordered** region, while an OpenMP lock is owned by the executing task, or during the
11 execution of a **reduction** clause.

12 However, other OpenMP synchronization can ensure the desired exclusive access. For example, a
13 barrier that follows a series of atomic updates to *x* guarantees that subsequent accesses do not form
14 a race with the atomic accesses.

15 A compliant implementation may enforce exclusive access between **atomic** regions that update
16 different storage locations. The circumstances under which this occurs are implementation defined.

17 If the storage location designated by *x* is not size-aligned (that is, if the byte alignment of *x* is not a
18 multiple of the size of *x*), then the behavior of the **atomic** region is implementation defined.

19 If present, the **hint** clause gives the implementation additional information about the expected
20 properties of the atomic operation that can optionally be used to optimize the implementation. The
21 presence of a **hint** clause does not affect the semantics of the **atomic** construct, and all hints
22 may be ignored. If no **hint** clause is specified, the effect is as if
23 **hint(omp_sync_hint_none)** had been specified.

24 Execution Model Events

25 The *atomic-acquiring* event occurs in the thread that encounters the **atomic** construct on entry to
26 the atomic region before initiating synchronization for the region.

27 The *atomic-acquired* event occurs in the thread that encounters the **atomic** construct after it
28 enters the region, but before it executes the structured block of the **atomic** region.

29 The *atomic-released* event occurs in the thread that encounters the **atomic** construct after it
30 completes any synchronization on exit from the **atomic** region.

31 Tool Callbacks

32 A thread dispatches a registered **ompt_callback_mutex_acquire** callback for each
33 occurrence of an *atomic-acquiring* event in that thread. This callback has the type signature
34 **ompt_callback_mutex_acquire_t**.

35 A thread dispatches a registered **ompt_callback_mutex_acquired** callback for each
36 occurrence of an *atomic-acquired* event in that thread. This callback has the type signature
37 **ompt_callback_mutex_t**.

1 A thread dispatches a registered `ompt_callback_mutex_released` callback with
2 `ompt_mutex_atomic` as the *kind* argument if practical, although a less specific *kind* may be
3 used, for each occurrence of an *atomic-released* event in that thread. This callback has the type
4 signature `ompt_callback_mutex_t` and occurs in the task that encounters the atomic
5 construct.

6 **Restrictions**

7 Restrictions to the `atomic` construct are as follows:

- 8 • OpenMP constructs may not be encountered during execution of an `atomic` region.
- 9 • At most one *atomic-clause* may appear on the construct.
- 10 • At most one *memory-order-clause* may appear on the construct.
- 11 • At most one `hint` clause may appear on the construct.
- 12 • At most one `capture` clause may appear on the construct.
- 13 • At most one `compare` clause may appear on the construct.
- 14 • If a `capture` or `compare` clause appears on the construct then *atomic-clause* must be
15 `update`.
- 16 • At most one `fail` clause may appear on the construct.
- 17 • At most one `weak` clause may appear on the construct.
- 18 • If *atomic-clause* is `read` then *memory-order-clause* must not be `release`.
- 19 • If *atomic-clause* is `write` then *memory-order-clause* must not be `acquire`.
- 20 • The `weak` clause may only appear if the resulting atomic operation is an atomic conditional
21 update for which the comparison tests for equality.

▼ C / C++ ▼

- 22 • All atomic accesses to the storage locations designated by *x* throughout the program are required
23 to have a compatible type.
- 24 • The `fail` clause may only appear if the resulting atomic operation is an atomic conditional
25 update.

▲ C / C++ ▲

▼ Fortran ▼

- 26 • All atomic accesses to the storage locations designated by *x* throughout the program are required
27 to have the same type and type parameters.
- 28 • The `fail` clause may only appear if the resulting atomic operation is an atomic conditional
29 update or an atomic update where *intrinsic-procedure-name* is either `MAX` or `MIN`.

▲ Fortran ▲

Cross References

- **requires** directive, see Section 2.5.1.
- **critical** construct, see Section 2.19.1.
- **barrier** construct, see Section 2.19.2.
- **flush** construct, see Section 2.19.8.
- **ordered** construct, see Section 2.19.9.
- Synchronization hints, see Section 2.19.12.
- **reduction** clause, see Section 2.21.5.4.
- lock routines, see Section 3.9.
- **ompt_mutex_atomic**, see Section 4.4.4.16.
- **ompt_callback_mutex_acquire_t**, see Section 4.5.2.14.
- **ompt_callback_mutex_t**, see Section 4.5.2.15.

2.19.8 flush Construct

Summary

The **flush** construct executes the OpenMP flush operation. This operation makes a thread's temporary view of memory consistent with memory and enforces an order on the memory operations of the variables explicitly specified or implied. See the memory model description in Section 1.4 for more details. The **flush** construct is a stand-alone directive.

Syntax

C / C++

The syntax of the **flush** construct is as follows:

```
#pragma omp flush [memory-order-clause] [(list)] new-line
```

where *memory-order-clause* is one of the following:

```
seq_cst  
acq_rel  
release  
acquire
```

C / C++

Fortran

1 The syntax of the **flush** construct is as follows:

```
2 !$omp flush [memory-order-clause] [(list)]
```

3 where *memory-order-clause* is one of the following:

```
4 seq_cst  
5 acq_rel  
6 release  
7 acquire
```

Fortran

8 Binding

9 The binding thread set for a **flush** region is all threads in the *device-set* of its flush operation.
10 Execution of a **flush** region affects the memory and it affects the temporary view of memory of
11 the encountering thread. It does not affect the temporary view of other threads. Other threads on
12 devices in the *device-set* must themselves execute a flush operation in order to be guaranteed to
13 observe the effects of the flush operation of the encountering thread.

14 Description

15 If neither *memory-order-clause* nor a list appears on the **flush** construct then the behavior is as if
16 *memory-order-clause* is **seq_cst**.

17 A **flush** construct with the **seq_cst** clause, executed on a given thread, operates as if all data
18 storage blocks that are accessible to the thread are flushed by a strong flush operation. A **flush**
19 construct with a list applies a strong flush operation to the items in the list, and the flush operation
20 does not complete until the operation is complete for all specified list items. An implementation
21 may implement a **flush** construct with a list by ignoring the list and treating it the same as a
22 **flush** construct with the **seq_cst** clause.

23 If no list items are specified, the flush operation has the release and/or acquire flush properties:

- 24 • If *memory-order-clause* is **seq_cst** or **acq_rel**, the flush operation is both a release flush
25 and an acquire flush.
- 26 • If *memory-order-clause* is **release**, the flush operation is a release flush.
- 27 • If *memory-order-clause* is **acquire**, the flush operation is an acquire flush.

▼ C / C++ ▼

1 If a pointer is present in the list, the pointer itself is flushed, not the memory block to which the
2 pointer refers.

3 A **flush** construct without a list corresponds to a call to **atomic_thread_fence**, where the
4 argument is given by the identifier that results from prefixing **memory_order_** to
5 *memory-order-clause*.

6 For a **flush** construct without a list, the generated **flush** region implicitly performs the
7 corresponding call to **atomic_thread_fence**. The behavior of an explicit call to
8 **atomic_thread_fence** that occurs in the program and does not have the argument
9 **memory_order_consume** is as if the call is replaced by its corresponding **flush** construct.

▲ C / C++ ▲

▼ Fortran ▼

10 If the list item or a subobject of the list item has the **POINTER** attribute, the allocation or
11 association status of the **POINTER** item is flushed, but the pointer target is not. If the list item is a
12 Cray pointer, the pointer is flushed, but the object to which it points is not. Cray pointer support has
13 been deprecated. If the list item is of type **C_PTR**, the variable is flushed, but the storage that
14 corresponds to that address is not flushed. If the list item or the subobject of the list item has the
15 **ALLOCATABLE** attribute and has an allocation status of allocated, the allocated variable is flushed;
16 otherwise the allocation status is flushed.

▲ Fortran ▲

17
18 ▼
19 **Note** – Use of a **flush** construct with a list is extremely error prone and users are strongly
20 discouraged from attempting it. The following examples illustrate the ordering properties of the
21 flush operation. In the following incorrect pseudocode example, the programmer intends to prevent
22 simultaneous execution of the protected section by the two threads, but the program does not work
23 properly because it does not enforce the proper ordering of the operations on variables **a** and **b**.
24 Any shared data accessed in the protected section is not guaranteed to be current or consistent
25 during or after the protected section. The atomic notation in the pseudocode in the following two
26 examples indicates that the accesses to **a** and **b** are atomic write and atomic read operations.
27 Otherwise both examples would contain data races and automatically result in unspecified behavior.
The *flush* operations are strong flushes that are applied to the specified flush lists

Incorrect example:

a = b = 0

thread 1

thread 2

atomic(b = 1)

atomic(a = 1)

flush(b)

flush(a)

flush(a)

flush(b)

atomic(tmp = a)

atomic(tmp = b)

if (tmp == 0) then

if (tmp == 0) then

protected section

protected section

end if

end if

The problem with this example is that operations on variables **a** and **b** are not ordered with respect to each other. For instance, nothing prevents the compiler from moving the flush of **b** on thread 1 or the flush of **a** on thread 2 to a position completely after the protected section (assuming that the protected section on thread 1 does not reference **b** and the protected section on thread 2 does not reference **a**). If either re-ordering happens, both threads can simultaneously execute the protected section.

The following pseudocode example correctly ensures that the protected section is executed by only one thread at a time. Execution of the protected section by neither thread is considered correct in this example. This occurs if both flushes complete prior to either thread executing its **if** statement.

Correct example:

a = b = 0

thread 1

thread 2

atomic(b = 1)

atomic(a = 1)

flush(a, b)

flush(a, b)

atomic(tmp = a)

atomic(tmp = b)

if (tmp == 0) then

if (tmp == 0) then

protected section

protected section

end if

end if

The compiler is prohibited from moving the flush at all for either thread, ensuring that the respective assignment is complete and the data is flushed before the **if** statement is executed.

1 Execution Model Events

2 The *flush* event occurs in a thread that encounters the **flush** construct.

3 Tool Callbacks

4 A thread dispatches a registered **omp_callback_flush** callback for each occurrence of a
5 *flush* event in that thread. This callback has the type signature **omp_callback_flush_t**.

6 Restrictions

7 Restrictions to the **flush** construct are as follows:

- 8
- If a *memory-order-clause* is specified, list items must not be specified on the **flush** directive.

9 Cross References

- 10
- **omp_callback_flush_t**, see Section 4.5.2.17.

11 2.19.8.1 Implicit Flushes

12 Flush operations implied when executing an **atomic** region are described in Section 2.19.7.

13 A **flush** region that corresponds to a **flush** directive with the **release** clause present is
14 implied at the following locations:

- 15
- During a barrier region;

16

 - At entry to a **parallel** region;

17

 - At entry to a **teams** region;

18

 - At exit from a **critical** region;

19

 - During an **omp_unset_lock** region;

20

 - During an **omp_unset_nest_lock** region;

21

 - Immediately before every task scheduling point;

22

 - At exit from the task region of each implicit task;

23

 - At exit from an **ordered** region, if a **threads** clause or a **depend** clause with a **source**
24 dependence type is present, or if no clauses are present; and

25

 - During a **cancel** region, if the *cancel-var* ICV is *true*.

26 For a **target** construct, the *device-set* of an implicit release flush that is performed in a target task
27 during the generation of the **target** region and that is performed on exit from the initial task
28 region that implicitly encloses the **target** region consists of the devices that execute the target
29 task and the **target** region.

30 A **flush** region that corresponds to a **flush** directive with the **acquire** clause present is
31 implied at the following locations:

- 1 • During a barrier region;
- 2 • At exit from a **teams** region;
- 3 • At entry to a **critical** region;
- 4 • If the region causes the lock to be set, during:
 - 5 – an **omp_set_lock** region;
 - 6 – an **omp_test_lock** region;
 - 7 – an **omp_set_nest_lock** region; and
 - 8 – an **omp_test_nest_lock** region;
- 9 • Immediately after every task scheduling point;
- 10 • At entry to the task region of each implicit task;
- 11 • At entry to an **ordered** region, if a **threads** clause or a **depend** clause with a **sink**
 dependence type is present, or if no clauses are present; and
- 12 • Immediately before a cancellation point, if the *cancel-var* ICV is *true* and cancellation has been
 activated.

15 For a **target** construct, the *device-set* of an implicit acquire flush that is performed in a target
 16 task following the generation of the **target** region or that is performed on entry to the initial task
 17 region that implicitly encloses the **target** region consists of the devices that execute the target
 18 task and the **target** region.

19 ▼
 20 Note – A **flush** region is not implied at the following locations:

- 21 • At entry to worksharing regions; and
- 22 • At entry to or exit from **masked** regions.

23 ▲
 24 The synchronization behavior of implicit flushes is as follows:

- 25 • When a thread executes an **atomic** region for which the corresponding construct has the
 26 **release**, **acq_rel**, or **seq_cst** clause and specifies an atomic operation that starts a given
 27 release sequence, the release flush that is performed on entry to the atomic operation
 28 synchronizes with an acquire flush that is performed by a different thread and has an associated
 29 atomic operation that reads a value written by a modification in the release sequence.
- 30 • When a thread executes an **atomic** region for which the corresponding construct has the
 31 **acquire**, **acq_rel**, or **seq_cst** clause and specifies an atomic operation that reads a value
 32 written by a given modification, a release flush that is performed by a different thread and has an

- 1 associated release sequence that contains that modification synchronizes with the acquire flush
2 that is performed on exit from the atomic operation.
- 3 ● When a thread executes a **critical** region that has a given name, the behavior is as if the
4 release flush performed on exit from the region synchronizes with the acquire flush performed on
5 entry to the next **critical** region with the same name that is performed by a different thread,
6 if it exists.
 - 7 ● When a thread team executes a **barrier** region, the behavior is as if the release flush
8 performed by each thread within the region synchronizes with the acquire flush performed by all
9 other threads within the region.
 - 10 ● When a thread executes a **taskwait** region that does not result in the creation of a dependent
11 task and the task that encounters the corresponding **taskwait** construct has at least one child
12 task, the behavior is as if each thread that executes a child task that is generated before the
13 **taskwait** region performs a release flush upon completion of the child task that synchronizes
14 with an acquire flush performed in the **taskwait** region.
 - 15 ● When a thread executes a **taskgroup** region, the behavior is as if each thread that executes a
16 remaining descendant task performs a release flush upon completion of the descendant task that
17 synchronizes with an acquire flush performed on exit from the **taskgroup** region.
 - 18 ● When a thread executes an **ordered** region that does not arise from a stand-alone **ordered**
19 directive, the behavior is as if the release flush performed on exit from the region synchronizes
20 with the acquire flush performed on entry to an **ordered** region encountered in the next logical
21 iteration to be executed by a different thread, if it exists.
 - 22 ● When a thread executes an **ordered** region that arises from a stand-alone **ordered** directive,
23 the behavior is as if the release flush performed in the **ordered** region from a given source
24 iteration synchronizes with the acquire flush performed in all **ordered** regions executed by a
25 different thread that are waiting for dependences on that iteration to be satisfied.
 - 26 ● When a thread team begins execution of a **parallel** region, the behavior is as if the release
27 flush performed by the primary thread on entry to the **parallel** region synchronizes with the
28 acquire flush performed on entry to each implicit task that is assigned to a different thread.
 - 29 ● When an initial thread begins execution of a **target** region that is generated by a different
30 thread from a target task, the behavior is as if the release flush performed by the generating
31 thread in the target task synchronizes with the acquire flush performed by the initial thread on
32 entry to its initial task region.
 - 33 ● When an initial thread completes execution of a **target** region that is generated by a different
34 thread from a target task, the behavior is as if the release flush performed by the initial thread on
35 exit from its initial task region synchronizes with the acquire flush performed by the generating
36 thread in the target task.
 - 37 ● When a thread encounters a **teams** construct, the behavior is as if the release flush performed by
38 the thread on entry to the **teams** region synchronizes with the acquire flush performed on entry

1 to each initial task that is executed by a different initial thread that participates in the execution of
2 the **teams** region.

- 3 • When a thread that encounters a **teams** construct reaches the end of the **teams** region, the
4 behavior is as if the release flush performed by each different participating initial thread at exit
5 from its initial task synchronizes with the acquire flush performed by the thread at exit from the
6 **teams** region.
- 7 • When a task generates an explicit task that begins execution on a different thread, the behavior is
8 as if the thread that is executing the generating task performs a release flush that synchronizes
9 with the acquire flush performed by the thread that begins to execute the explicit task.
- 10 • When an undeferred task completes execution on a given thread that is different from the thread
11 on which its generating task is suspended, the behavior is as if a release flush performed by the
12 thread that completes execution of the undeferred task synchronizes with an acquire flush
13 performed by the thread that resumes execution of the generating task.
- 14 • When a dependent task with one or more predecessor tasks begins execution on a given thread,
15 the behavior is as if each release flush performed by a different thread on completion of a
16 predecessor task synchronizes with the acquire flush performed by the thread that begins to
17 execute the dependent task.
- 18 • When a task begins execution on a given thread and it is mutually exclusive with respect to
19 another sibling task that is executed by a different thread, the behavior is as if each release flush
20 performed on completion of the sibling task synchronizes with the acquire flush performed by
21 the thread that begins to execute the task.
- 22 • When a thread executes a **cancel** region, the *cancel-var* ICV is *true*, and cancellation is not
23 already activated for the specified region, the behavior is as if the release flush performed during
24 the **cancel** region synchronizes with the acquire flush performed by a different thread
25 immediately before a cancellation point in which that thread observes cancellation was activated
26 for the region.
- 27 • When a thread executes an **omp_unset_lock** region that causes the specified lock to be unset,
28 the behavior is as if a release flush is performed during the **omp_unset_lock** region that
29 synchronizes with an acquire flush that is performed during the next **omp_set_lock** or
30 **omp_test_lock** region to be executed by a different thread that causes the specified lock to be
31 set.
- 32 • When a thread executes an **omp_unset_nest_lock** region that causes the specified nested
33 lock to be unset, the behavior is as if a release flush is performed during the
34 **omp_unset_nest_lock** region that synchronizes with an acquire flush that is performed
35 during the next **omp_set_nest_lock** or **omp_test_nest_lock** region to be executed by
36 a different thread that causes the specified nested lock to be set.

2.19.9 ordered Construct

Summary

The **ordered** construct either specifies a structured block in a worksharing-loop, **simd**, or worksharing-loop SIMD region that will be executed in the order of the loop iterations, or it is a stand-alone directive that specifies cross-iteration dependences in a doacross loop nest. The **ordered** construct sequentializes and orders the execution of **ordered** regions while allowing code outside the region to run in parallel.

Syntax

C / C++

The syntax of the **ordered** construct is as follows:

```
#pragma omp ordered [clause [ [, ] clause ] ] new-line  
    structured-block
```

where *clause* is one of the following:

```
threads  
simd
```

or

```
#pragma omp ordered clause [[ [, ] clause ] ... ] new-line
```

where *clause* is one of the following:

```
depend(source)  
depend(sink : vec)
```

C / C++

Fortran

The syntax of the **ordered** construct is as follows:

```
!$omp ordered [clause [ [, ] clause ] ]  
    loosely-structured-block  
!$omp end ordered
```

or

```
!$omp ordered [clause [ [, ] clause ] ]  
    strictly-structured-block  
[!$omp end ordered]
```

where *clause* is one of the following:

```
threads  
simd
```

1 or
2 `!$omp ordered clause [[,] clause] ...]`

3 where *clause* is one of the following:

4 `depend (source)`
5 `depend (sink : vec)`

Fortran

6 If the **depend** clause is specified, the **ordered** construct is a stand-alone directive.

7 Binding

8 The binding thread set for an **ordered** region is the current team. An **ordered** region binds to
9 the innermost enclosing **simd** or worksharing-loop SIMD region if the **simd** clause is present, and
10 otherwise it binds to the innermost enclosing worksharing-loop region. **ordered** regions that bind
11 to different regions execute independently of each other.

12 Description

13 If no clause is specified, the **ordered** construct behaves as if the **threads** clause had been
14 specified. If the **threads** clause is specified, the threads in the team that is executing the
15 worksharing-loop region execute **ordered** regions sequentially in the order of the loop iterations.
16 If any **depend** clauses are specified then those clauses specify the order in which the threads in the
17 team execute **ordered** regions. If the **simd** clause is specified, the **ordered** regions
18 encountered by any thread will execute one at a time in the order of the loop iterations.

19 When the thread that is executing the first iteration of the loop encounters an **ordered** construct,
20 it can enter the **ordered** region without waiting. When a thread that is executing any subsequent
21 iteration encounters an **ordered** construct without a **depend** clause, it waits at the beginning of
22 the **ordered** region until execution of all **ordered** regions that belong to all previous iterations
23 has completed. When a thread that is executing any subsequent iteration encounters an **ordered**
24 construct with one or more **depend (sink : vec)** clauses, it waits until its dependences on all
25 valid iterations specified by the **depend** clauses are satisfied before it completes execution of the
26 **ordered** region. A specific dependence is satisfied when a thread that is executing the
27 corresponding iteration encounters an **ordered** construct with a **depend (source)** clause.

28 Execution Model Events

29 The *ordered-acquiring* event occurs in the task that encounters the **ordered** construct on entry to
30 the ordered region before it initiates synchronization for the region.

31 The *ordered-acquired* event occurs in the task that encounters the **ordered** construct after it
32 enters the region, but before it executes the structured block of the **ordered** region.

33 The *ordered-released* event occurs in the task that encounters the **ordered** construct after it
34 completes any synchronization on exit from the **ordered** region.

1 The *doacross-sink* event occurs in the task that encounters an **ordered** construct for each
2 **depend(sink:vec)** clause after the dependence is fulfilled.

3 The *doacross-source* event occurs in the task that encounters an **ordered** construct with a
4 **depend(source:vec)** clause before signaling the dependence to be fulfilled.

5 **Tool Callbacks**

6 A thread dispatches a registered **ompt_callback_mutex_acquire** callback for each
7 occurrence of an *ordered-acquiring* event in that thread. This callback has the type signature
8 **ompt_callback_mutex_acquire_t**.

9 A thread dispatches a registered **ompt_callback_mutex_acquired** callback for each
10 occurrence of an *ordered-acquired* event in that thread. This callback has the type signature
11 **ompt_callback_mutex_t**.

12 A thread dispatches a registered **ompt_callback_mutex_released** callback with
13 **ompt_mutex_ordered** as the *kind* argument if practical, although a less specific kind may be
14 used, for each occurrence of an *ordered-released* event in that thread. This callback has the type
15 signature **ompt_callback_mutex_t** and occurs in the task that encounters the atomic
16 construct.

17 A thread dispatches a registered **ompt_callback_dependencies** callback with all vector
18 entries listed as **ompt_dependence_type_sink** in the *deps* argument for each occurrence of a
19 *doacross-sink* event in that thread. A thread dispatches a registered
20 **ompt_callback_dependencies** callback with all vector entries listed as
21 **ompt_dependence_type_source** in the *deps* argument for each occurrence of a
22 *doacross-source* event in that thread. These callbacks have the type signature
23 **ompt_callback_dependencies_t**.

24 **Restrictions**

25 Restrictions to the **ordered** construct are as follows:

- 26 • At most one **threads** clause can appear on an **ordered** construct.
- 27 • At most one **simd** clause can appear on an **ordered** construct.
- 28 • At most one **depend(source)** clause can appear on an **ordered** construct.
- 29 • The construct that corresponds to the binding region of an **ordered** region must not specify a
30 **reduction** clause with the **inscan** modifier.
- 31 • Either **depend(sink:vec)** clauses or **depend(source)** clauses may appear on an
32 **ordered** construct, but not both.
- 33 • The worksharing-loop or worksharing-loop SIMD region to which an **ordered** region
34 corresponding to an **ordered** construct without a **depend** clause binds must have an
35 **ordered** clause without the parameter specified on the corresponding worksharing-loop or
36 worksharing-loop SIMD directive.

- The worksharing-loop region to which an **ordered** region that corresponds to an **ordered** construct with any **depend** clauses binds must have an **ordered** clause with the parameter specified on the corresponding worksharing-loop directive.
- An **ordered** construct with the **depend** clause specified must be closely nested inside a worksharing-loop (or parallel worksharing-loop) construct.
- An **ordered** region that corresponds to an **ordered** construct without the **simd** clause specified must be closely nested inside a worksharing-loop region.
- An **ordered** region that corresponds to an **ordered** construct with the **simd** clause specified must be closely nested inside a **simd** or worksharing-loop SIMD region.
- An **ordered** region that corresponds to an **ordered** construct with both the **simd** and **threads** clauses must be closely nested inside a worksharing-loop SIMD region or must be closely nested inside a worksharing-loop and **simd** region.
- During execution of an iteration of a worksharing-loop or a loop nest within a worksharing-loop, **simd**, or worksharing-loop SIMD region, a thread must not execute more than one **ordered** region that corresponds to an **ordered** construct without a **depend** clause.

C++

- A throw executed inside a **ordered** region must cause execution to resume within the same **ordered** region, and the same thread that threw the exception must catch it.

C++

Cross References

- worksharing-loop construct, see Section 2.11.4.
- **simd** construct, see Section 2.11.5.1.
- parallel Worksharing-loop construct, see Section 2.16.1.
- **depend** Clause, see Section 2.19.11
- **ompt_mutex_ordered**, see Section 4.4.4.16.
- **ompt_callback_mutex_acquire_t**, see Section 4.5.2.14.
- **ompt_callback_mutex_t**, see Section 4.5.2.15.

2.19.10 Depend Objects

This section describes constructs that support OpenMP depend objects that can be used to supply user-computed dependences to **depend** clauses. OpenMP depend objects must be accessed only through the **depobj** construct or through the **depend** clause; programs that otherwise access OpenMP depend objects are non-conforming.

An OpenMP depend object can be in one of the following states: *uninitialized* or *initialized*. Initially OpenMP depend objects are in the *uninitialized* state.

2.19.10.1 depobj Construct

Summary

The **depobj** construct initializes, updates or destroys an OpenMP depend object. The **depobj** construct is a stand-alone directive.

Syntax

C / C++

The syntax of the **depobj** construct is as follows:

```
#pragma omp depobj (depobj) clause new-line
```

where *depobj* is an lvalue expression of type **omp_depend_t**.

where *clause* is one of the following:

```
depend (dependence-type : locator)
destroy
update (dependence-type)
```

C / C++

Fortran

The syntax of the **depobj** construct is as follows:

```
!$omp depobj (depobj) clause
```

where *depobj* is a scalar integer variable of the **omp_depend_kind** kind.

where *clause* is one of the following:

```
depend (dependence-type : locator)
destroy
update (dependence-type)
```

Fortran

Binding

The binding thread set for a **depobj** region is the encountering thread.

Description

A **depobj** construct with a **depend** clause present sets the state of *depobj* to initialized. The *depobj* is initialized to represent the dependence that the **depend** clause specifies.

A **depobj** construct with a **destroy** clause present changes the state of the *depobj* to uninitialized.

A **depobj** construct with an **update** clause present changes the dependence type of the dependence represented by *depobj* to the one specified by the *update* clause.

Restrictions

Restrictions to the **depobj** construct are as follows:

- A **depend** clause on a **depobj** construct must not have **source** or **sink** as *dependence-type*.
- An **update** clause on a **depobj** construct must not have **source**, **sink** or **depobj** as *dependence-type*.
- A **depend** clause on a **depobj** construct can only specify one locator.
- The *depobj* of a **depobj** construct with the **depend** clause present must be in the uninitialized state.
- The *depobj* of a **depobj** construct with the **destroy** clause present must be in the initialized state.
- The *depobj* of a **depobj** construct with the **update** clause present must be in the initialized state.

Cross References

- **depend** clause, see Section [2.19.11](#).

2.19.11 depend Clause

Summary

The **depend** clause enforces additional constraints on the scheduling of tasks or loop iterations. These constraints establish dependences only between sibling tasks or between loop iterations.

Syntax

The syntax of the **depend** clause is as follows:

```
depend ([depend-modifier, ]dependence-type : locator-list)
```

where *dependence-type* is one of the following:

```
in  
out  
inout  
mutexinoutset  
inoutset  
depobj
```

where *depend-modifier* is one of the following:

```
iterator (iterators-definition)
```

1 or
2 **depend** (*dependence-type*)
3 where *dependence-type* is:
4 **source**
5 or
6 **depend** (*dependence-type* : *vec*)
7 where *dependence-type* is:
8 **sink**
9 and where *vec* is the iteration vector, which has the form:
10 $x_1 [\pm d_1], x_2 [\pm d_2], \dots, x_n [\pm d_n]$
11 where *n* is the value specified by the **ordered** clause in the worksharing-loop directive, x_i denotes
12 the loop iteration variable of the *i*-th nested loop associated with the worksharing-loop directive,
13 and d_i is a constant non-negative integer.

14 Description

15 Task dependences are derived from the *dependence-type* of a **depend** clause and its list items
16 when *dependence-type* is **in**, **out**, **inout**, **mutexinoutset** or **inoutset**. When the
17 *dependence-type* is **depobj**, the task dependences are derived from the dependences represented
18 by the depend objects specified in the **depend** clause as if the **depend** clauses of the **depobj**
19 constructs were specified in the current construct.

20 The storage location of a list item matches the storage location of another list item if they have the
21 same storage location, or if any of the list items is **omp_all_memory**.

22 For the **in** *dependence-type*, if the storage location of at least one of the list items matches the
23 storage location of a list item appearing in a **depend** clause with an **out**, **inout**,
24 **mutexinoutset**, or **inoutset** *dependence-type* on a construct from which a sibling task was
25 previously generated, then the generated task will be a dependent task of that sibling task.

26 For the **out** and **inout** *dependence-types*, if the storage location of at least one of the list items
27 matches the storage location of a list item appearing in a **depend** clause with an **in**, **out**, **inout**,
28 **mutexinoutset**, or **inoutset** *dependence-type* on a construct from which a sibling task was
29 previously generated, then the generated task will be a dependent task of that sibling task.

30 For the **mutexinoutset** *dependence-type*, if the storage location of at least one of the list items
31 matches the storage location of a list item appearing in a **depend** clause with an **in**, **out**, **inout**,
32 or **inoutset** *dependence-type* on a construct from which a sibling task was previously generated,
33 then the generated task will be a dependent task of that sibling task.

34 If a list item appearing in a **depend** clause with a **mutexinoutset** *dependence-type* on a task
35 generating construct matches a list item appearing in a **depend** clause with a **mutexinoutset**

1 *dependence-type* on a different task generating construct, and both constructs generate sibling tasks,
2 the sibling tasks will be mutually exclusive tasks.

3 For the **inoutset** *dependence-type*, if the storage location of at least one of the list items matches
4 the storage location of a list item appearing in a **depend** clause with an **in**, **out**, **inout**, or
5 **mutexinoutset** *dependence-type* on a construct from which a sibling task was previously
6 generated, then the generated task will be a dependent task of that sibling task.

7 The list items that appear in the **depend** clause may reference iterators defined by an
8 *iterators-definition* appearing on an **iterator** modifier.

9 The list items that appear in the **depend** clause may include array sections or the
10 **omp_all_memory** reserved locator.

▼ **Fortran** ▲

11 If a list item has the **ALLOCATABLE** attribute and its allocation status is unallocated, the behavior
12 is unspecified. If a list item has the **POINTER** attribute and its association status is disassociated or
13 undefined, the behavior is unspecified.

▲ **Fortran** ▲

▼ **C / C++** ▼

14 The list items that appear in a **depend** clause may use shape-operators.

▲ **C / C++** ▲

15
16 **Note** – The enforced task dependence establishes a synchronization of memory accesses
17 performed by a dependent task with respect to accesses performed by the predecessor tasks.
18 However, it is the responsibility of the programmer to synchronize properly with respect to other
19 concurrent accesses that occur outside of those tasks.

20
21 The **source** *dependence-type* specifies the satisfaction of cross-iteration dependences that arise
22 from the current iteration.

23 The **sink** *dependence-type* specifies a cross-iteration dependence, where the iteration vector *vec*
24 indicates the iteration that satisfies the dependence.

25 If the iteration vector *vec* does not occur in the iteration space, the **depend** clause is ignored. If all
26 **depend** clauses on an **ordered** construct are ignored then the construct is ignored.

27
28 **Note** – An iteration vector *vec* that does not indicate a lexicographically earlier iteration may cause
29 a deadlock.

Execution Model Events

The *task-dependences* event occurs in a thread that encounters a task generating construct or a **taskwait** construct with a **depend** clause immediately after the *task-create* event for the new task or the *taskwait-init* event.

The *task-dependence* event indicates an unfulfilled dependence for the generated task. This event occurs in a thread that observes the unfulfilled dependence before it is satisfied.

Tool Callbacks

A thread dispatches the **ompt_callback_dependences** callback for each occurrence of the *task-dependences* event to announce its dependences with respect to the list items in the **depend** clause. This callback has type signature **ompt_callback_dependences_t**.

A thread dispatches the **ompt_callback_task_dependence** callback for a *task-dependence* event to report a dependence between a predecessor task (*src_task_data*) and a dependent task (*sink_task_data*). This callback has type signature **ompt_callback_task_dependence_t**.

Restrictions

Restrictions to the **depend** clause are as follows:

- List items, other than reserved locators, used in **depend** clauses of the same task or sibling tasks must indicate identical storage locations or disjoint storage locations.
- List items used in **depend** clauses cannot be zero-length array sections.
- The **omp_all_memory** reserved locator can only be used in a **depend** clause with an **out** or **inout** *dependence-type*.
- Array sections cannot be specified in **depend** clauses with the **depobj** dependence type.
- List items used in **depend** clauses with the **depobj** dependence type must be depend objects in the initialized state.

C / C++

- List items used in **depend** clauses with the **depobj** dependence type must be expressions of the **omp_depend_t** type.
- List items that are expressions of the **omp_depend_t** type can only be used in **depend** clauses with the **depobj** dependence type.

C / C++

Fortran

- A common block name cannot appear in a **depend** clause.
- List items used in **depend** clauses with the **depobj** dependence type must be integer expressions of the **omp_depend_kind** *kind*.

Fortran

- 1 • For a *vec* element of **sink** *dependence-type* of the form $x_i + d_i$ or $x_i - d_i$ if the loop iteration
2 variable x_i has an integral or pointer type, the expression $x_i + d_i$ or $x_i - d_i$ for any value of the
3 loop iteration variable x_i that can encounter the **ordered** construct must be computable without
4 overflow in the type of the loop iteration variable.

C++

- 5 • For a *vec* element of **sink** *dependence-type* of the form $x_i + d_i$ or $x_i - d_i$ if the loop iteration
6 variable x_i is of a random access iterator type other than pointer type, the expression
7 $(x_i - lb_i) + d_i$ or $(x_i - lb_i) - d_i$ for any value of the loop iteration variable x_i that can
8 encounter the **ordered** construct must be computable without overflow in the type that would
9 be used by **std::distance** applied to variables of the type of x_i .

C++

C / C++

- 10 • A bit-field cannot appear in a **depend** clause.

C / C++

Cross References

- 11 • Array shaping, see Section 2.1.4.
12
13 • Array sections, see Section 2.1.5.
14
15 • Iterators, see Section 2.1.6.
16
17 • **task** construct, see Section 2.12.1.
18
19 • Task scheduling constraints, see Section 2.12.6.
20
21 • **target enter data** construct, see Section 2.14.3.
22
23 • **target exit data** construct, see Section 2.14.4.
24
25 • **target** construct, see Section 2.14.5.
26
27 • **target update** construct, see Section 2.14.6.
28
29 • **ordered** construct, see Section 2.19.9.
30
31 • **depobj** construct, see Section 2.19.10.1.
32
33 • **ompt_callback_dependences_t**, see Section 4.5.2.8.
34
35 • **ompt_callback_task_dependence_t**, see Section 4.5.2.9.

2.19.12 Synchronization Hints

Hints about the expected dynamic behavior or suggested implementation can be provided by the programmer to locks (by using the `omp_init_lock_with_hint` or `omp_init_nest_lock_with_hint` functions to initialize the lock), and to `atomic` and `critical` directives by using the `hint` clause. The effect of a hint does not change the semantics of the associated construct; if ignoring the hint changes the program semantics, the result is unspecified.

The C/C++ header file (`omp.h`) and the Fortran include file (`omp_lib.h`) and/or Fortran module file (`omp_lib`) define the valid hint constants. The valid constants must include the following, which can be extended with implementation-defined values:

C / C++

```
typedef enum omp_sync_hint_t {
    omp_sync_hint_none = 0x0,
    omp_lock_hint_none = omp_sync_hint_none,
    omp_sync_hint_uncontended = 0x1,
    omp_lock_hint_uncontended = omp_sync_hint_uncontended,
    omp_sync_hint_contended = 0x2,
    omp_lock_hint_contended = omp_sync_hint_contended,
    omp_sync_hint_nonspeculative = 0x4,
    omp_lock_hint_nonspeculative = omp_sync_hint_nonspeculative,
    omp_sync_hint_speculative = 0x8,
    omp_lock_hint_speculative = omp_sync_hint_speculative
} omp_sync_hint_t;

typedef omp_sync_hint_t omp_lock_hint_t;
```

C / C++

Fortran

```
integer, parameter :: omp_lock_hint_kind = omp_sync_hint_kind

integer (kind=omp_sync_hint_kind), &
    parameter :: omp_sync_hint_none = &
        int(Z'0', kind=omp_sync_hint_kind)

integer (kind=omp_lock_hint_kind), &
    parameter :: omp_lock_hint_none = omp_sync_hint_none

integer (kind=omp_sync_hint_kind), &
    parameter :: omp_sync_hint_uncontended = &
        int(Z'1', kind=omp_sync_hint_kind)

integer (kind=omp_lock_hint_kind), &
    parameter :: omp_lock_hint_uncontended = &
        omp_sync_hint_uncontended

integer (kind=omp_sync_hint_kind), &
```

```

1      parameter :: omp_sync_hint_contended = &
2          int(Z'2', kind=omp_sync_hint_kind)
3  integer (kind=omp_lock_hint_kind), &
4      parameter :: omp_lock_hint_contended = &
5          omp_sync_hint_contended
6  integer (kind=omp_sync_hint_kind), &
7      parameter :: omp_sync_hint_nonspeculative = &
8          int(Z'4', kind=omp_sync_hint_kind)
9  integer (kind=omp_lock_hint_kind), &
10     parameter :: omp_lock_hint_nonspeculative = &
11         omp_sync_hint_nonspeculative
12 integer (kind=omp_sync_hint_kind), &
13     parameter :: omp_sync_hint_speculative = &
14         int(Z'8', kind=omp_sync_hint_kind)
15 integer (kind=omp_lock_hint_kind), &
16     parameter :: omp_lock_hint_speculative = &
17         omp_sync_hint_speculative

```

Fortran

18 The hints can be combined by using the + or | operators in C/C++ or the + operator in Fortran.
19 Combining **omp_sync_hint_none** with any other hint is equivalent to specifying the other hint.

20 The intended meaning of each hint is:

- 21 • **omp_sync_hint_uncontended**: low contention is expected in this operation, that is, few
22 threads are expected to perform the operation simultaneously in a manner that requires
23 synchronization;
- 24 • **omp_sync_hint_contended**: high contention is expected in this operation, that is, many
25 threads are expected to perform the operation simultaneously in a manner that requires
26 synchronization;
- 27 • **omp_sync_hint_speculative**: the programmer suggests that the operation should be
28 implemented using speculative techniques such as transactional memory; and
- 29 • **omp_sync_hint_nonspeculative**: the programmer suggests that the operation should
30 not be implemented using speculative techniques such as transactional memory.

31
32 Note – Future OpenMP specifications may add additional hints to the **omp_sync_hint_t** type
33 and the **omp_sync_hint_kind** kind. Implementers are advised to add implementation-defined
34 hints starting from the most significant bit of the **omp_sync_hint_t** type and
35 **omp_sync_hint_kind** kind and to include the name of the implementation in the name of the
36 added hint to avoid name conflicts with other OpenMP implementations.

1 The `omp_sync_hint_t` and `omp_lock_hint_t` enumeration types and the equivalent types
2 in Fortran are synonyms for each other. The type `omp_lock_hint_t` has been deprecated.

3 **Restrictions**

4 Restrictions to the synchronization hints are as follows:

- 5 • The hints `omp_sync_hint_uncontended` and `omp_sync_hint_contended` cannot
6 be combined.
- 7 • The hints `omp_sync_hint_nonspeculative` and `omp_sync_hint_speculative`
8 cannot be combined.

9 The restrictions for combining multiple values of `omp_sync_hint` apply equally to the
10 corresponding values of `omp_lock_hint`, and expressions that mix the two types.

11 **Cross References**

- 12 • `critical` construct, see Section [2.19.1](#).
- 13 • `atomic` construct, see Section [2.19.7](#)
- 14 • `omp_init_lock_with_hint` and `omp_init_nest_lock_with_hint`, see
15 Section [3.9.2](#).

16 **2.20 Cancellation Constructs**

17 **2.20.1 cancel Construct**

18 **Summary**

19 The `cancel` construct activates cancellation of the innermost enclosing region of the type
20 specified. The `cancel` construct is a stand-alone directive.

21 **Syntax**

22  C / C++

23 The syntax of the `cancel` construct is as follows:


```
24 #pragma omp cancel construct-type-clause [ [, ] if-clause ] new-line
```

25 where *construct-type-clause* is one of the following:

```
26 parallel  
27 sections  
28 for  
taskgroup
```

1 and *if-clause* is

```
2 | if ([ cancel :] scalar-expression)
```



3 The syntax of the **cancel** construct is as follows:


```
4 | !$omp cancel construct-type-clause [ [, ] if-clause ]
```

5 where *construct-type-clause* is one of the following:

```
6 | parallel  
7 | sections  
8 | do  
9 | taskgroup
```

10 and *if-clause* is

```
11 | if ([ cancel :] scalar-logical-expression)
```



12 Binding

13 The binding thread set of the **cancel** region is the current team. The binding region of the
14 **cancel** region is the innermost enclosing region of the type corresponding to the
15 *construct-type-clause* specified in the directive (that is, the innermost **parallel**, **sections**,
16 worksharing-loop, or **taskgroup** region).

17 Description

18 The **cancel** construct activates cancellation of the binding region only if the *cancel-var* ICV is
19 *true*, in which case the **cancel** construct causes the encountering task to continue execution at the
20 end of the binding region if *construct-type-clause* is **parallel**, **for**, **do**, or **sections**. If the
21 *cancel-var* ICV is *true* and *construct-type-clause* is **taskgroup**, the encountering task continues
22 execution at the end of the current task region. If the *cancel-var* ICV is *false*, the **cancel**
23 construct is ignored.

24 Threads check for active cancellation only at cancellation points that are implied at the following
25 locations:

- 26 • **cancel** regions;
- 27 • **cancellation point** regions;
- 28 • **barrier** regions;
- 29 • at the end of a worksharing-loop construct with a **nowait** clause and for which the same list
30 item appears in both **firstprivate** and **lastprivate** clauses; and
- 31 • implicit barrier regions.

- 1 When a thread reaches one of the above cancellation points and if the *cancel-var* ICV is *true*, then:
- 2 • If the thread is at a **cancel** or **cancellation point** region and *construct-type-clause* is
- 3 **parallel**, **for**, **do**, or **sections**, the thread continues execution at the end of the canceled
- 4 region if cancellation has been activated for the innermost enclosing region of the type specified.
- 5 • If the thread is at a **cancel** or **cancellation point** region and *construct-type-clause* is
- 6 **taskgroup**, the encountering task checks for active cancellation of all of the *taskgroup sets* to
- 7 which the encountering task belongs, and continues execution at the end of the current task
- 8 region if cancellation has been activated for any of the *taskgroup sets*.
- 9 • If the encountering task is at a barrier region or at the end of a worksharing-loop construct with a
- 10 **nowait** clause and for which the same list item appears in both **firstprivate** and
- 11 **lastprivate** clauses, the encountering task checks for active cancellation of the innermost
- 12 enclosing **parallel** region. If cancellation has been activated, then the encountering task
- 13 continues execution at the end of the canceled region.

14

15 **Note** – If one thread activates cancellation and another thread encounters a cancellation point, the

16 order of execution between the two threads is non-deterministic. Whether the thread that

17 encounters a cancellation point detects the activated cancellation depends on the underlying

18 hardware and operating system.

19

20 When cancellation of tasks is activated through a **cancel** construct with the **taskgroup**

21 *construct-type-clause*, the tasks that belong to the *taskgroup set* of the innermost enclosing

22 **taskgroup** region will be canceled. The task that encountered that construct continues execution

23 at the end of its task region, which implies completion of that task. Any task that belongs to the

24 innermost enclosing **taskgroup** and has already begun execution must run to completion or until

25 a cancellation point is reached. Upon reaching a cancellation point and if cancellation is active, the

26 task continues execution at the end of its task region, which implies the task's completion. Any task

27 that belongs to the innermost enclosing **taskgroup** and that has not begun execution may be

28 discarded, which implies its completion.

29 When cancellation is active for a **parallel**, **sections**, or worksharing-loop region, each

30 thread of the binding thread set resumes execution at the end of the canceled region if a cancellation

31 point is encountered. If the canceled region is a **parallel** region, any tasks that have been

32 created by a **task** or a **taskloop** construct and their descendant tasks are canceled according to

33 the above **taskgroup** cancellation semantics. If the canceled region is a **sections**, or

34 worksharing-loop region, no task cancellation occurs.

35

C++

The usual C++ rules for object destruction are followed when cancellation is performed.

C++

Fortran

1 All private objects or subobjects with **ALLOCATABLE** attribute that are allocated inside the
2 canceled construct are deallocated.

Fortran

3 If the canceled construct contains a **reduction**, **task_reduction** or **lastprivate** clause,
4 the final values of the list items that appeared in those clauses are undefined.

5 When an **if** clause is present on a **cancel** construct and the **if** expression evaluates to *false*, the
6 **cancel** construct does not activate cancellation. The cancellation point associated with the
7 **cancel** construct is always encountered regardless of the value of the **if** expression.

8
9 **Note** – The programmer is responsible for releasing locks and other synchronization data
10 structures that might cause a deadlock when a **cancel** construct is encountered and blocked
11 threads cannot be canceled. The programmer is also responsible for ensuring proper
12 synchronizations to avoid deadlocks that might arise from cancellation of OpenMP regions that
13 contain OpenMP synchronization constructs.
14

Execution Model Events

15 If a task encounters a **cancel** construct that will activate cancellation then a *cancel* event occurs.

17 A *discarded-task* event occurs for any discarded tasks.

Tool Callbacks

18 A thread dispatches a registered **ompt_callback_cancel** callback for each occurrence of a
19 *cancel* event in the context of the encountering task. This callback has type signature
20 **ompt_callback_cancel_t**; (*flags* & **ompt_cancel_activated**) always evaluates to
21 *true* in the dispatched callback; (*flags* & **ompt_cancel_parallel**) evaluates to *true* in the
22 dispatched callback if *construct-type-clause* is **parallel**;
23 (*flags* & **ompt_cancel_sections**) evaluates to *true* in the dispatched callback if
24 *construct-type-clause* is **sections**; (*flags* & **ompt_cancel_loop**) evaluates to *true* in the
25 dispatched callback if *construct-type-clause* is **for** or **do**; and
26 (*flags* & **ompt_cancel_taskgroup**) evaluates to *true* in the dispatched callback if
27 *construct-type-clause* is **taskgroup**.
28

29 A thread dispatches a registered **ompt_callback_cancel** callback with the *ompt_data_t*
30 associated with the discarded task as its *task_data* argument and
31 **ompt_cancel_discarded_task** as its *flags* argument for each occurrence of a
32 *discarded-task* event. The callback occurs in the context of the task that discards the task and has
33 type signature **ompt_callback_cancel_t**.

Restrictions

Restrictions to the **cancel** construct are as follows:

- The behavior for concurrent cancellation of a region and a region nested within it is unspecified.
- If *construct-type-clause* is **taskgroup**, the **cancel** construct must be closely nested inside a **task** or a **taskloop** construct and the **cancel** region must be closely nested inside a **taskgroup** region.
- If *construct-type-clause* is **sections**, the **cancel** construct must be closely nested inside a **sections** or **section** construct.
- If *construct-type-clause* is neither **sections** nor **taskgroup**, the **cancel** construct must be closely nested inside an OpenMP construct that matches the type specified in *construct-type-clause* of the **cancel** construct.
- A worksharing construct that is canceled must not have a **nowait** clause or a **reduction** clause with a user-defined reduction that uses **omp_orig** in the *initializer-expr* of the corresponding **declare reduction** directive.
- A worksharing-loop construct that is canceled must not have an **ordered** clause or a **reduction** clause with the **inscan** modifier.
- When cancellation is active for a **parallel** region, a thread in the team that binds to that region may not be executing or encounter a worksharing construct with an **ordered** clause, a **reduction** clause with the **inscan** modifier or a **reduction** clause with a user-defined reduction that uses **omp_orig** in the *initializer-expr* of the corresponding **declare reduction** directive.
- When cancellation is active for a **parallel** region, a thread in the team that binds to that region may not be executing or encounter a **scope** construct with a **reduction** clause with a user-defined reduction that uses **omp_orig** in the *initializer-expr* of the corresponding **declare reduction** directive.
- During execution of a construct that may be subject to cancellation, a thread must not encounter an orphaned cancellation point. That is, a cancellation point must only be encountered within that construct and must not be encountered elsewhere in its region.

Cross References

- *cancel-var* ICV, see Section 2.4.1.
- **if** clause, see Section 2.18.
- **cancellation point** construct, see Section 2.20.2.
- **omp_get_cancellation** routine, see Section 3.2.8.
- **omp_cancel_flag_t** enumeration type, see Section 4.4.4.25.
- **ompt_callback_cancel_t**, see Section 4.5.2.18.

2.20.2 cancellation point Construct

Summary

The **cancellation point** construct introduces a user-defined cancellation point at which implicit or explicit tasks check if cancellation of the innermost enclosing region of the type specified has been activated. The **cancellation point** construct is a stand-alone directive.

Syntax

C / C++

The syntax of the **cancellation point** construct is as follows:

```
#pragma omp cancellation point construct-type-clause new-line
```

where *construct-type-clause* is one of the following:

```
parallel  
sections  
for  
taskgroup
```

C / C++

Fortran

The syntax of the **cancellation point** construct is as follows:

```
!$omp cancellation point construct-type-clause
```

where *construct-type-clause* is one of the following:

```
parallel  
sections  
do  
taskgroup
```

Fortran

Binding

The binding thread set of the **cancellation point** construct is the current team. The binding region of the **cancellation point** region is the innermost enclosing region of the type corresponding to the *construct-type-clause* specified in the directive (that is, the innermost **parallel**, **sections**, worksharing-loop, or **taskgroup** region).

Description

This directive introduces a user-defined cancellation point at which an implicit or explicit task must check if cancellation of the innermost enclosing region of the type specified in the clause has been requested. This construct does not implement any synchronization between threads or tasks.

When an implicit or explicit task reaches a user-defined cancellation point and if the *cancel-var* ICV is *true*, then:

- If the *construct-type-clause* of the encountered **cancellation point** construct is **parallel**, **for**, **do**, or **sections**, the thread continues execution at the end of the canceled region if cancellation has been activated for the innermost enclosing region of the type specified.
- If the *construct-type-clause* of the encountered **cancellation point** construct is **taskgroup**, the encountering task checks for active cancellation of all *taskgroup sets* to which the encountering task belongs and continues execution at the end of the current task region if cancellation has been activated for any of them.

Execution Model Events

The *cancellation* event occurs if a task encounters a cancellation point and detected the activation of cancellation.

Tool Callbacks

A thread dispatches a registered **ompt_callback_cancel** callback for each occurrence of a *cancel* event in the context of the encountering task. This callback has type signature **ompt_callback_cancel_t**; (*flags & ompt_cancel_detected*) always evaluates to *true* in the dispatched callback; (*flags & ompt_cancel_parallel*) evaluates to *true* in the dispatched callback if *construct-type-clause* of the encountered **cancellation point** construct is **parallel**; (*flags & ompt_cancel_sections*) evaluates to *true* in the dispatched callback if *construct-type-clause* of the encountered **cancellation point** construct is **sections**; (*flags & ompt_cancel_loop*) evaluates to *true* in the dispatched callback if *construct-type-clause* of the encountered **cancellation point** construct is **for** or **do**; and (*flags & ompt_cancel_taskgroup*) evaluates to *true* in the dispatched callback if *construct-type-clause* of the encountered **cancellation point** construct is **taskgroup**.

Restrictions

Restrictions to the **cancellation point** construct are as follows:

- A **cancellation point** construct for which *construct-type-clause* is **taskgroup** must be closely nested inside a **task** or **taskloop** construct, and the **cancellation point** region must be closely nested inside a **taskgroup** region.
- A **cancellation point** construct for which *construct-type-clause* is **sections** must be closely nested inside a **sections** or **section** construct.
- A **cancellation point** construct for which *construct-type-clause* is neither **sections** nor **taskgroup** must be closely nested inside an OpenMP construct that matches the type specified in *construct-type-clause*.

Cross References

- *cancel-var* ICV, see Section 2.4.1.
- **cancel** construct, see Section 2.20.1.
- **omp_get_cancellation** routine, see Section 3.2.8.
- **ompt_callback_cancel_t**, see Section 4.5.2.18.

2.21 Data Environment

This section presents directives and clauses for controlling data environments.

2.21.1 Data-Sharing Attribute Rules

This section describes how the data-sharing attributes of variables referenced in data environments are determined. The following two cases are described separately:

- Section 2.21.1.1 describes the data-sharing attribute rules for variables referenced in a construct.
- Section 2.21.1.2 describes the data-sharing attribute rules for variables referenced in a region, but outside any construct.

2.21.1.1 Variables Referenced in a Construct

The data-sharing attributes of variables that are referenced in a construct can be *predetermined*, *explicitly determined*, or *implicitly determined*, according to the rules outlined in this section.

Specifying a variable in a data-sharing attribute clause, except for the **private** clause, or **copyprivate** clause of an enclosed construct, causes an implicit reference to the variable in the enclosing construct. Specifying a variable in a **map** clause of an enclosed construct may cause an implicit reference to the variable in the enclosing construct. Such implicit references are also subject to the data-sharing attribute rules outlined in this section.

Certain variables and objects have *predetermined* data-sharing attributes with respect to the construct in which they are referenced. The first matching rule from the following list of predetermined data-sharing attribute rules applies for variables and objects that are referenced in a construct.

C / C++

- Variables that appear in **threadprivate** directives or variables with the **_Thread_local** (in C) or **thread_local** (in C++) storage-class specifier are threadprivate.

C

- 1 • Variables with automatic storage duration that are declared in a scope inside the construct are private.

C

C++

- 3 • Variables of non-reference type with automatic storage duration that are declared in a scope inside the construct are private.
- 5 • Objects with dynamic storage duration are shared.
- 6 • The loop iteration variable in any associated loop of a **for**, **parallel for**, **taskloop**, or **distribute** construct is private.
- 8 • The loop iteration variable in the associated loop of a **simd** construct with just one associated loop is linear with a *linear-step* that is the increment of the associated loop.
- 10 • The loop iteration variables in the associated loops of a **simd** construct with multiple associated loops are lastprivate.
- 12 • The loop iteration variable in any associated loop of a **loop** construct is lastprivate.
- 13 • The implicitly declared variables of a range-based **for** loop are private.
- 14 • Variables with static storage duration that are declared in a scope inside the construct are shared.
- 15 • If a list item in a **map** clause on the **target** construct has a base pointer, and the base pointer is a scalar variable that does not appear in a **map** clause on the construct, the base pointer is firstprivate.
- 18 • If a list item in a **reduction** or **in_reduction** clause on a construct has a base pointer then the base pointer is private.
- 20 • Static data members are shared.
- 21 • The `__func__` variable and similar function-local predefined variables are shared.

C / C++

Fortran

- 22 • Variables declared within a **BLOCK** construct inside a construct that do not have the **SAVE** attribute are private.
- 24 • Variables and common blocks that appear in **threadprivate** directives are threadprivate.
- 25 • The loop iteration variable in any associated *do-loop* of a **do**, **parallel do**, **taskloop**, or **distribute** construct is private.
- 27 • The loop iteration variable in the associated *do-loop* of a **simd** construct with just one associated *do-loop* is linear with a *linear-step* that is the increment of the associated *do-loop*.

- 1 • The loop iteration variables in the associated *do-loops* of a **simd** construct with multiple
- 2 associated *do-loops* are **lastprivate**.
- 3 • The loop iteration variable in any associated *do-loop* of a **loop** construct is **lastprivate**.
- 4 • Loop iteration variables inside **parallel** or task generating constructs are private in the
- 5 innermost such construct that encloses the loop.
- 6 • Implied-do, **FORALL** and **DO CONCURRENT** indices are private.
- 7 • Cray pointees have the same data-sharing attribute as the storage with which their Cray pointers
- 8 are associated. Cray pointer support has been deprecated.
- 9 • Assumed-size arrays are shared.
- 10 • *Named constants* are shared.
- 11 • An associate name that may appear in a variable definition context is shared if its association
- 12 occurs outside of the construct and otherwise it has the same data-sharing attribute as the
- 13 selector with which it is associated.

Fortran

Variables with predetermined data-sharing attributes may not be listed in data-sharing attribute clauses, except for the cases listed below. For these exceptions only, listing a predetermined variable in a data-sharing attribute clause is allowed and overrides the variable's predetermined data-sharing attributes.

C / C++

- 18 • The loop iteration variable in any associated loop of a **for**, **taskloop**, **distribute**, or
- 19 **loop** construct may be listed in a **private** or **lastprivate** clause.
- 20 • If a **simd** construct has just one associated loop then its loop iteration variable may be listed in a
- 21 **private**, **lastprivate**, or **linear** clause with a *linear-step* that is the increment of the
- 22 associated loop.
- 23 • If a **simd** construct has more than one associated loop then their loop iteration variables may be
- 24 listed in a **private** or **lastprivate** clause.
- 25 • Variables with **const**-qualified type with no mutable members may be listed in a
- 26 **firstprivate** clause, even if they are static data members.
- 27 • The **__func__** variable and similar function-local predefined variables may be listed in a
- 28 **shared** or **firstprivate** clause.

C / C++

Fortran

- 1 • The loop iteration variable in any associated *do-loop* of a **do**, **taskloop**, **distribute**, or
2 **loop** construct may be listed in a **private** or **lastprivate** clause.
- 3 • The loop iteration variable in the associated *do-loop* of a **simd** construct with just one
4 associated *do-loop* may be listed in a **private**, **lastprivate**, or **linear** clause with a
5 *linear-step* that is the increment of the associated loop.
- 6 • The loop iteration variables in the associated *do-loops* of a **simd** construct with multiple
7 associated *do-loops* may be listed in a **private** or **lastprivate** clause.
- 8 • Loop iteration variables of loops that are not associated with any OpenMP directive may be
9 listed in data-sharing attribute clauses on the surrounding **teams**, **parallel** or task generating
10 construct, and on enclosed constructs, subject to other restrictions.
- 11 • Assumed-size arrays may be listed in a **shared** clause.
- 12 • *Named constants* may be listed in a **firstprivate** clause.

Fortran

13 Additional restrictions on the variables that may appear in individual clauses are described with
14 each clause in Section 2.21.4.

15 Variables with *explicitly determined* data-sharing attributes are those that are referenced in a given
16 construct and are listed in a data-sharing attribute clause on the construct.

17 Variables with *implicitly determined* data-sharing attributes are those that are referenced in a given
18 construct, do not have predetermined data-sharing attributes, and are not listed in a data-sharing
19 attribute clause on the construct.

20 Rules for variables with *implicitly determined* data-sharing attributes are as follows:

- 21 • In a **parallel**, **teams**, or task generating construct, the data-sharing attributes of these
22 variables are determined by the **default** clause, if present (see Section 2.21.4.1).
- 23 • In a **parallel** construct, if no **default** clause is present, these variables are shared.
- 24 • For constructs other than task generating constructs, if no **default** clause is present, these
25 variables reference the variables with the same names that exist in the enclosing context.
- 26 • In a **target** construct, variables that are not mapped after applying data-mapping attribute
27 rules (see Section 2.21.7) are **firstprivate**.

C++

- 28 • In an orphaned task generating construct, if no **default** clause is present, formal arguments
29 passed by reference are **firstprivate**.

C++

Fortran

- In an orphaned task generating construct, if no **default** clause is present, dummy arguments are firstprivate.

Fortran

- In a task generating construct, if no **default** clause is present, a variable for which the data-sharing attribute is not determined by the rules above and that in the enclosing context is determined to be shared by all implicit tasks bound to the current team is shared.
- In a task generating construct, if no **default** clause is present, a variable for which the data-sharing attribute is not determined by the rules above is firstprivate.

Additional restrictions on the variables for which data-sharing attributes cannot be implicitly determined in a task generating construct are described in Section 2.21.4.4.

2.21.1.2 Variables Referenced in a Region but not in a Construct

The data-sharing attributes of variables that are referenced in a region, but not in a construct, are determined as follows:

C / C++

- Variables with static storage duration that are declared in called routines in the region are shared.
- File-scope or namespace-scope variables referenced in called routines in the region are shared unless they appear in a **threadprivate** directive.
- Objects with dynamic storage duration are shared.
- Static data members are shared unless they appear in a **threadprivate** directive.
- In C++, formal arguments of called routines in the region that are passed by reference have the same data-sharing attributes as the associated actual arguments.
- Other variables declared in called routines in the region are private.

C / C++

Fortran

- Local variables declared in called routines in the region and that have the **save** attribute, or that are data initialized, are shared unless they appear in a **threadprivate** directive.
- Variables belonging to common blocks, or accessed by host or use association, and referenced in called routines in the region are shared unless they appear in a **threadprivate** directive.
- Dummy arguments of called routines in the region that have the **VALUE** attribute are private.
- Dummy arguments of called routines in the region that do not have the **VALUE** attribute are private if the associated actual argument is not shared.

- Dummy arguments of called routines in the region that do not have the **VALUE** attribute are shared if the actual argument is shared and it is a scalar variable, structure, an array that is not a pointer or assumed-shape array, or a simply contiguous array section. Otherwise, the data-sharing attribute of the dummy argument is implementation-defined if the associated actual argument is shared.
- Cray pointees have the same data-sharing attribute as the storage with which their Cray pointers are associated. Cray pointer support has been deprecated.
- Implied-do indices, **DO CONCURRENT** indices, **FORALL** indices, and other local variables declared in called routines in the region are private.

▲ Fortran ▼

2.21.2 threadprivate Directive

Summary

The **threadprivate** directive specifies that variables are replicated, with each thread having its own copy. The **threadprivate** directive is a declarative directive.

Syntax

▼ C / C++ ▲

The syntax of the **threadprivate** directive is as follows:

```
#pragma omp threadprivate (list) new-line
```

where *list* is a comma-separated list of file-scope, namespace-scope, or static block-scope variables that do not have incomplete types.

▲ C / C++ ▼

▼ Fortran ▲

The syntax of the **threadprivate** directive is as follows:

```
!$omp threadprivate (list)
```

where *list* is a comma-separated list of named variables and named common blocks. Common block names must appear between slashes.

▲ Fortran ▼

Description

Unless otherwise specified, each copy of a threadprivate variable is initialized once, in the manner specified by the program, but at an unspecified point in the program prior to the first reference to that copy. The storage of all copies of a threadprivate variable is freed according to how static variables are handled in the base language, but at an unspecified point in the program.

C++

1 Each copy of a block-scope threadprivate variable that has a dynamic initializer is initialized the
2 first time its thread encounters its definition; if its thread does not encounter its definition, its
3 initialization is unspecified.

C++

4 The content of a threadprivate variable can change across a task scheduling point if the executing
5 thread switches to another task that modifies the variable. For more details on task scheduling, see
6 Section 1.3 and Section 2.12.

7 In **parallel** regions, references by the primary thread will be to the copy of the variable in the
8 thread that encountered the **parallel** region.

9 During a sequential part references will be to the initial thread's copy of the variable. The values of
10 data in the initial thread's copy of a threadprivate variable are guaranteed to persist between any
11 two consecutive references to the variable in the program provided that no **teams** construct that is
12 not nested inside of a **target** construct is encountered between the references and that the initial
13 thread is not nested inside of a **teams** region. For initial threads nested inside of a **teams** region,
14 the values of data in the copies of a threadprivate variable of those initial threads are guaranteed to
15 persist between any two consecutive references to the variable inside of that **teams** region.

16 The values of data in the threadprivate variables of threads that are not initial threads are
17 guaranteed to persist between two consecutive active **parallel** regions only if all of the
18 following conditions hold:

- 19 • Neither **parallel** region is nested inside another explicit **parallel** region;
- 20 • The number of threads used to execute both **parallel** regions is the same;
- 21 • The thread affinity policies used to execute both **parallel** regions are the same;
- 22 • The value of the *dyn-var* internal control variable in the enclosing task region is *false* at entry to
23 both **parallel** regions;
- 24 • No **teams** construct that is not nested inside of a **target** construct is encountered between the
25 **parallel** regions;
- 26 • No construct with an **order** clause that specifies **concurrent** is encountered between the
27 **parallel** regions; and
- 28 • Neither the **omp_pause_resource** nor **omp_pause_resource_all** routine is called.

29 If these conditions all hold, and if a threadprivate variable is referenced in both regions, then
30 threads with the same thread number in their respective regions will reference the same copy of that
31 variable.

C / C++

1 If the above conditions hold, the storage duration, lifetime, and value of a thread's copy of a
2 threadprivate variable that does not appear in any **copyin** clause on the second region will span
3 the two consecutive active **parallel** regions. Otherwise, the storage duration, lifetime, and value
4 of a thread's copy of the variable in the second region is unspecified.

C / C++

Fortran

5 If the above conditions hold, the definition, association, or allocation status of a thread's copy of a
6 threadprivate variable or a variable in a threadprivate common block that is not affected by any
7 **copyin** clause that appears on the second region (a variable is affected by a **copyin** clause if the
8 variable appears in the **copyin** clause or it is in a common block that appears in the **copyin**
9 clause) will span the two consecutive active **parallel** regions. Otherwise, the definition and
10 association status of a thread's copy of the variable in the second region are undefined, and the
11 allocation status of an allocatable variable will be implementation defined.

12 If a threadprivate variable or a variable in a threadprivate common block is not affected by any
13 **copyin** clause that appears on the first **parallel** region in which it is referenced, the thread's
14 copy of the variable inherits the declared type parameter and the default parameter values from the
15 original variable. The variable or any subobject of the variable is initially defined or undefined
16 according to the following rules:

- 17 • If it has the **ALLOCATABLE** attribute, each copy created will have an initial allocation status of
18 unallocated;
- 19 • If it has the **POINTER** attribute, each copy will have the same association status as the initial
20 association status.
- 21 • If it does not have either the **POINTER** or the **ALLOCATABLE** attribute:
 - 22 – If it is initially defined, either through explicit initialization or default initialization, each copy
23 created is so defined;
 - 24 – Otherwise, each copy created is undefined.

Fortran

C / C++

25 The address of a threadprivate variable may not be an address constant.

C / C++

C++

26 The order in which any constructors for different threadprivate variables of class type are called is
27 unspecified. The order in which any destructors for different threadprivate variables of class type
28 are called is unspecified.

C++

Restrictions

Restrictions to the **threadprivate** directive are as follows:

- A thread must not reference another thread's copy of a **threadprivate** variable.
- A **threadprivate** variable must not appear in any clause except the **copyin**, **copyprivate**, **schedule**, **num_threads**, **thread_limit**, and **if** clauses.
- A program in which an untied task accesses **threadprivate** storage is non-conforming.

C / C++

- If the value of a variable referenced in an explicit initializer of a **threadprivate** variable is modified prior to the first reference to any instance of the **threadprivate** variable, then the behavior is unspecified.
- A variable that is part of another variable (as an array or structure element) cannot appear in a **threadprivate** directive unless it is a static data member of a C++ class.
- A **threadprivate** directive for file-scope variables must appear outside any definition or declaration, and must lexically precede all references to any of the variables in its list.
- A **threadprivate** directive for namespace-scope variables must appear outside any definition or declaration other than the namespace definition itself, and must lexically precede all references to any of the variables in its list.
- Each variable in the list of a **threadprivate** directive at file, namespace, or class scope must refer to a variable declaration at file, namespace, or class scope that lexically precedes the directive.
- A **threadprivate** directive for static block-scope variables must appear in the scope of the variable and not in a nested scope. The directive must lexically precede all references to any of the variables in its list.
- Each variable in the list of a **threadprivate** directive in block scope must refer to a variable declaration in the same scope that lexically precedes the directive. The variable must have static storage duration.
- If a variable is specified in a **threadprivate** directive in one translation unit, it must be specified in a **threadprivate** directive in every translation unit in which it is declared.

C / C++

C++

- A **threadprivate** directive for static class member variables must appear in the class definition, in the same scope in which the member variables are declared, and must lexically precede all references to any of the variables in its list.
- A **threadprivate** variable must not have an incomplete type or a reference type.
- A **threadprivate** variable with class type must have:

- 1 – An accessible, unambiguous default constructor in the case of default initialization without a
- 2 given initializer;
- 3 – An accessible, unambiguous constructor that accepts the given argument in the case of direct
- 4 initialization; and
- 5 – An accessible, unambiguous copy constructor in the case of copy initialization with an explicit
- 6 initializer.



- 7 • A variable that is part of another variable (as an array, structure element or type parameter
- 8 inquiry) cannot appear in a **threadprivate** directive.
- 9 • A coarray cannot appear in a **threadprivate** directive.
- 10 • An associate name cannot appear in a **threadprivate** directive.
- 11 • The **threadprivate** directive must appear in the declaration section of a scoping unit in
- 12 which the common block or variable is declared.
- 13 • If a **threadprivate** directive that specifies a common block name appears in one program
- 14 unit, then such a directive must also appear in every other program unit that contains a **COMMON**
- 15 statement that specifies the same name. It must appear after the last such **COMMON** statement in
- 16 the program unit.
- 17 • If a threadprivate variable or a threadprivate common block is declared with the **BIND** attribute,
- 18 the corresponding C entities must also be specified in a **threadprivate** directive in the C
- 19 program.
- 20 • A variable can only appear in a **threadprivate** directive in the scope in which it is declared.
- 21 It must not be an element of a common block or appear in an **EQUIVALENCE** statement.
- 22 • A variable that appears in a **threadprivate** directive must be declared in the scope of a
- 23 module or have the **SAVE** attribute, either explicitly or implicitly.
- 24 • The effect of an access to a threadprivate variable in a **DO CONCURRENT** construct is unspecified.



25 **Cross References**

- 26 • *dyn-var* ICV, see Section 2.4.
- 27 • Number of threads used to execute a **parallel** region, see Section 2.6.1.
- 28 • **order** clause, see Section 2.11.3.
- 29 • **copyin** clause, see Section 2.21.6.1.

2.21.3 List Item Privatization

For any construct, a list item that appears in a data-sharing attribute clause, including a reduction clause, may be privatized. Each task that references a privatized list item in any statement in the construct receives at least one new list item if the construct has one or more associated loops, and otherwise each such task receives one new list item. Each SIMD lane used in a `simd` construct that references a privatized list item in any statement in the construct receives at least one new list item. Language-specific attributes for new list items are derived from the corresponding original list item. Inside the construct, all references to the original list item are replaced by references to a new list item received by the task or SIMD lane.

If the construct has one or more associated loops, within the same logical iteration of the loops, then the same new list item replaces all references to the original list item. For any two logical iterations, if the references to the original list item are replaced by the same list item then the logical iterations must execute in some sequential order.

In the rest of the region, whether references are to a new list item or the original list item is unspecified. Therefore, if an attempt is made to reference the original item, its value after the region is also unspecified. If a task or a SIMD lane does not reference a privatized list item, whether the task or SIMD lane receives a new list item is unspecified.

The value and/or allocation status of the original list item will change only:

- If accessed and modified via pointer;
- If possibly accessed in the region but outside of the construct;
- As a side effect of directives or clauses; or

▼ **Fortran** ▼

- If accessed and modified via construct association.

▲ **Fortran** ▲

▼ **C++** ▼

If the construct is contained in a member function, whether accesses anywhere in the region through the implicit `this` pointer refer to the new list item or the original list item is unspecified.

▲ **C++** ▲

▼ **C / C++** ▼

A new list item of the same type, with automatic storage duration, is allocated for the construct. The storage and thus lifetime of these list items last until the block in which they are created exits. The size and alignment of the new list item are determined by the type of the variable. This allocation occurs once for each task generated by the construct and once for each SIMD lane used by the construct.

The new list item is initialized, or has an undefined initial value, as if it had been locally declared without an initializer.

▲ **C / C++** ▲

C++

1 If the type of a list item is a reference to a type *T* then the type will be considered to be *T* for all
2 purposes of this clause.

3 The order in which any default constructors for different private variables of class type are called is
4 unspecified. The order in which any destructors for different private variables of class type are
5 called is unspecified.

C++

Fortran

6 If any statement of the construct references a list item, a new list item of the same type and type
7 parameters is allocated. This allocation occurs once for each task generated by the construct and
8 once for each SIMD lane used by the construct. If the type of the list item has default initialization,
9 the new list item has default initialization. Otherwise, the initial value of the new list item is
10 undefined. The initial status of a private pointer is undefined.

11 For a list item or the subobject of a list item with the **ALLOCATABLE** attribute:

- 12 • If the allocation status is unallocated, the new list item or the subobject of the new list item will
13 have an initial allocation status of unallocated;
- 14 • If the allocation status is allocated, the new list item or the subobject of the new list item will
15 have an initial allocation status of allocated; and
- 16 • If the new list item or the subobject of the new list item is an array, its bounds will be the same as
17 those of the original list item or the subobject of the original list item.

18 A privatized list item may be storage-associated with other variables when the data-sharing
19 attribute clause is encountered. Storage association may exist because of constructs such as
20 **EQUIVALENCE** or **COMMON**. If *A* is a variable that is privatized by a construct and *B* is a variable
21 that is storage-associated with *A*, then:

- 22 • The contents, allocation, and association status of *B* are undefined on entry to the region;
- 23 • Any definition of *A*, or of its allocation or association status, causes the contents, allocation, and
24 association status of *B* to become undefined; and
- 25 • Any definition of *B*, or of its allocation or association status, causes the contents, allocation, and
26 association status of *A* to become undefined.

27 A privatized list item may be a selector of an **ASSOCIATE** or **SELECT TYPE** construct. If the
28 construct association is established prior to a **parallel** region, the association between the
29 associate name and the original list item will be retained in the region.

30 Finalization of a list item of a finalizable type or subobjects of a list item of a finalizable type
31 occurs at the end of the region. The order in which any final subroutines for different variables of a
32 finalizable type are called is unspecified.

Fortran

1 If a list item appears in both **firstprivate** and **lastprivate** clauses, the update required
2 for the **lastprivate** clause occurs after all initializations for the **firstprivate** clause.

3 **Restrictions**

4 The following restrictions apply to any list item that is privatized unless otherwise stated for a given
5 data-sharing attribute clause:

6 **C**

- A variable that is part of another variable (as an array or structure element) cannot be privatized.

7 **C**

8 **C++**

- A variable that is part of another variable (as an array or structure element) cannot be privatized except if the data-sharing attribute clause is associated with a construct within a class non-static member function and the variable is an accessible data member of the object for which the non-static member function is invoked.

- A variable of class type (or array thereof) that is privatized requires an accessible, unambiguous default constructor for the class type.

11 **C++**

12 **C / C++**

- A variable that is privatized must not have a **const**-qualified type unless it is of class type with a **mutable** member. This restriction does not apply to the **firstprivate** clause.
- A variable that is privatized must not have an incomplete type or be a reference to an incomplete type.

15 **C / C++**

16 **Fortran**

- A variable that is part of another variable (as an array or structure element) cannot be privatized.
- Variables that appear in namelist statements, in variable format expressions, and in expressions for statement function definitions, may not be privatized.
- Pointers with the **INTENT (IN)** attribute may not be privatized. This restriction does not apply to the **firstprivate** clause.
- A private variable must not be coindexed or appear as an actual argument to a procedure where the corresponding dummy argument is a coarray.
- Assumed-size arrays may not be privatized in a **target**, **teams**, or **distribute** construct.

22 **Fortran**

2.21.4 Data-Sharing Attribute Clauses

Several constructs accept clauses that allow a user to control the data-sharing attributes of variables referenced in the construct. Not all of the clauses listed in this section are valid on all directives. The set of clauses that is valid on a particular directive is described with the directive.

Most of the clauses accept a comma-separated list of list items (see Section 2.1). All list items that appear in a clause must be visible, according to the scoping rules of the base language. With the exception of the **default** clause, clauses may be repeated as needed. A list item may not appear in more than one clause on the same directive, except that it may be specified in both **firstprivate** and **lastprivate** clauses.

The reduction data-sharing attribute clauses are explained in Section 2.21.5.

C++

If a variable referenced in a data-sharing attribute clause has a type derived from a template, and the program does not otherwise reference that variable then any behavior related to that variable is unspecified.

C++

Fortran

If individual members of a common block appear in a data-sharing attribute clause other than the **shared** clause, the variables no longer have a Fortran storage association with the common block.

Fortran

2.21.4.1 default Clause

Summary

The **default** clause explicitly determines the data-sharing attributes of variables that are referenced in a **parallel**, **teams**, or task generating construct and would otherwise be implicitly determined (see Section 2.21.1.1).

Syntax

The syntax of the **default** clause is as follows:

```
default (data-sharing-attribute)
```

where *data-sharing-attribute* is one of the following:

```
shared  
firstprivate  
private  
none
```

Description

If *data-sharing-attribute* is **shared** or, for Fortran, **firstprivate** or **private**, the data-sharing attribute of all variables referenced in the construct that have implicitly determined data-sharing attributes will be *data-sharing-attribute*.

C / C++

If *data-sharing-attribute* is **firstprivate** or **private**, each variable with static storage duration that is declared in a namespace or global scope and referenced in the construct, and that does not have a predetermined data-sharing attribute, must have its data-sharing attribute explicitly determined by being listed in a data-sharing attribute clause. The data-sharing attribute of all other variables that are referenced in the construct and that have implicitly determined data-sharing attributes will be *data-sharing-attribute*.

C / C++

The **default (none)** clause requires that each variable that is referenced in the construct, and that does not have a predetermined data-sharing attribute, must have its data-sharing attribute explicitly determined by being listed in a data-sharing attribute clause.

Restrictions

Restrictions to the **default** clause are as follows:

- Only a single **default** clause may be specified on a **parallel**, **task**, **taskloop** or **teams** directive.

2.21.4.2 shared Clause

Summary

The **shared** clause declares one or more list items to be shared by tasks generated by a **parallel**, **teams**, or task generating construct.

Syntax

The syntax of the **shared** clause is as follows:

```
shared (list)
```

Description

All references to a list item within a task refer to the storage area of the original variable at the point the directive was encountered.

The programmer must ensure, by adding proper synchronization, that storage shared by an explicit task region does not reach the end of its lifetime before the explicit task region completes its execution.

Fortran

The association status of a shared pointer becomes undefined upon entry to and exit from a **parallel**, **teams**, or task generating construct if it is associated with a target or a subobject of a target that appears as a privatized list item in a data-sharing attribute clause on the construct.

Note – Passing a shared variable to a procedure may result in the use of temporary storage in place of the actual argument when the corresponding dummy argument does not have the **VALUE** or **CONTIGUOUS** attribute and its data-sharing attribute is implementation-defined as per the rules in Section 2.21.1.2. These conditions effectively result in references to, and definitions of, the temporary storage during the procedure reference. Furthermore, the value of the shared variable is copied into the intervening temporary storage before the procedure reference when the dummy argument does not have the **INTENT (OUT)** attribute, and is copied out of the temporary storage into the shared variable when the dummy argument does not have the **INTENT (IN)** attribute. Any references to (or definitions of) the shared storage that is associated with the dummy argument by any other task must be synchronized with the procedure reference to avoid possible data races.

Fortran

Restrictions

Restrictions to the **shared** clause are as follows:

C

- A variable that is part of another variable (as an array or structure element) cannot appear in a **shared** clause.

C

C++

- A variable that is part of another variable (as an array or structure element) cannot appear in a **shared** clause except if the **shared** clause is associated with a construct within a class non-static member function and the variable is an accessible data member of the object for which the non-static member function is invoked.

C++

Fortran

- A variable that is part of another variable (as an array, structure element or type parameter inquiry) cannot appear in a **shared** clause.

Fortran

2.21.4.3 `private` Clause

Summary

The `private` clause declares one or more list items to be private to a task or to a SIMD lane.

Syntax

The syntax of the `private` clause is as follows:

```
private (list)
```

Description

The `private` clause specifies that its list items are to be privatized according to Section 2.21.3. Each task or SIMD lane that references a list item in the construct receives only one new list item, unless the construct has one or more associated loops and an `order` clause that specifies `concurrent` is also present.

Restrictions

Restrictions to the `private` clause are as specified in Section 2.21.3.

Cross References

- List Item Privatization, see Section 2.21.3.

2.21.4.4 `firstprivate` Clause

Summary

The `firstprivate` clause declares one or more list items to be private to a task, and initializes each of them with the value that the corresponding original item has when the construct is encountered.

Syntax

The syntax of the `firstprivate` clause is as follows:

```
firstprivate (list)
```

Description

The `firstprivate` clause provides a superset of the functionality provided by the `private` clause.

▼ **Fortran** ▼
The list items that appear in a `firstprivate` clause may include *named constants*.
▲ **Fortran** ▲

1 A list item that appears in a **firstprivate** clause is subject to the **private** clause semantics
2 described in Section 2.21.4.3, except as noted. In addition, the new list item is initialized from the
3 original list item that exists before the construct. The initialization of the new list item is done once
4 for each task that references the list item in any statement in the construct. The initialization is done
5 prior to the execution of the construct.

6 For a **firstprivate** clause on a **parallel**, **task**, **taskloop**, **target**, or **teams**
7 construct, the initial value of the new list item is the value of the original list item that exists
8 immediately prior to the construct in the task region where the construct is encountered unless
9 otherwise specified. For a **firstprivate** clause on a worksharing construct, the initial value of
10 the new list item for each implicit task of the threads that execute the worksharing construct is the
11 value of the original list item that exists in the implicit task immediately prior to the point in time
12 that the worksharing construct is encountered unless otherwise specified.

13 To avoid data races, concurrent updates of the original list item must be synchronized with the read
14 of the original list item that occurs as a result of the **firstprivate** clause.

▼ C / C++ ▼

15 For variables of non-array type, the initialization occurs by copy assignment. For an array of
16 elements of non-array type, each element is initialized as if by assignment from an element of the
17 original array to the corresponding element of the new array.

▲ C / C++ ▲

▼ C++ ▼

18 For each variable of class type:

- 19 • If the **firstprivate** clause is not on a **target** construct then a copy constructor is invoked
20 to perform the initialization; and
- 21 • If the **firstprivate** clause is on a **target** construct then how many copy constructors, if
22 any, are invoked is unspecified.

23 If copy constructors are called, the order in which copy constructors for different variables of class
24 type are called is unspecified.

▲ C++ ▲

▼ Fortran ▼

25 If the original list item does not have the **POINTER** attribute, initialization of the new list items
26 occurs as if by intrinsic assignment unless the original list item has a compatible type-bound
27 defined assignment, in which case initialization of the new list items occurs as if by the defined
28 assignment. If the original list item that does not have the **POINTER** attribute has the allocation
29 status of unallocated, the new list items will have the same status.

30 If the original list item has the **POINTER** attribute, the new list items receive the same association
31 status of the original list item as if by pointer assignment.

▲ Fortran ▲

Restrictions

Restrictions to the **firstprivate** clause are as follows:

- A list item that is private within a **parallel** region must not appear in a **firstprivate** clause on a worksharing construct if any of the worksharing regions that arise from the worksharing construct ever bind to any of the **parallel** regions that arise from the **parallel** construct.
- A list item that is private within a **teams** region must not appear in a **firstprivate** clause on a **distribute** construct if any of the **distribute** regions that arise from the **distribute** construct ever bind to any of the **teams** regions that arise from the **teams** construct.
- A list item that appears in a **reduction** clause of a **parallel** construct must not appear in a **firstprivate** clause on a worksharing, **task**, or **taskloop** construct if any of the worksharing or **task** regions that arise from the worksharing, **task**, or **taskloop** construct ever bind to any of the **parallel** regions that arise from the **parallel** construct.
- A list item that appears in a **reduction** clause of a **teams** construct must not appear in a **firstprivate** clause on a **distribute** construct if any of the **distribute** regions that arise from the **distribute** construct ever bind to any of the **teams** regions that arise from the **teams** construct.
- A list item that appears in a **reduction** clause of a worksharing construct must not appear in a **firstprivate** clause in a **task** construct encountered during execution of any of the worksharing regions that arise from the worksharing construct.

C++

- A variable of class type (or array thereof) that appears in a **firstprivate** clause requires an accessible, unambiguous copy constructor for the class type.

C++

C / C++

- If a list item in a **firstprivate** clause on a worksharing construct has a reference type then it must bind to the same object for all threads of the team.

C / C++

Fortran

- If the list item is a polymorphic variable with the **ALLOCATABLE** attribute, the behavior is unspecified.

Fortran

2.21.4.5 `lastprivate` Clause

Summary

The `lastprivate` clause declares one or more list items to be private to an implicit task or to a SIMD lane, and causes the corresponding original list item to be updated after the end of the region.

Syntax

The syntax of the `lastprivate` clause is as follows:

```
lastprivate ([ lastprivate-modifier: ] list)
```

where *lastprivate-modifier* is:

```
conditional
```

Description

The `lastprivate` clause provides a superset of the functionality provided by the `private` clause.

A list item that appears in a `lastprivate` clause is subject to the `private` clause semantics described in Section 2.21.4.3. In addition, when a `lastprivate` clause without the `conditional` modifier appears on a directive and the list item is not an iteration variable of one of the associated loops, the value of each new list item from the sequentially last iteration of the associated loops, or the lexically last `section` construct, is assigned to the original list item. When the `conditional` modifier appears on the clause or the list item is an iteration variable of one of the associated loops, if sequential execution of the loop nest would assign a value to the list item then the original list item is assigned the value that the list item would have after sequential execution of the loop nest.

C / C++

For an array of elements of non-array type, each element is assigned to the corresponding element of the original array.

C / C++

Fortran

If the original list item does not have the `POINTER` attribute, its update occurs as if by intrinsic assignment unless it has a type bound procedure as a defined assignment.

If the original list item has the `POINTER` attribute, its update occurs as if by pointer assignment.

Fortran

When the `conditional` modifier does not appear on the `lastprivate` clause, any list item that is not an iteration variable of the associated loops and that is not assigned a value by the sequentially last iteration of the loops, or by the lexically last `section` construct, has an unspecified value after the construct. When the `conditional` modifier does not appear on the `lastprivate` clause, a list item that is the iteration variable of an associated loop and that would not be assigned a value during sequential execution of the loop nest has an unspecified value after the construct. Unassigned subcomponents also have unspecified values after the construct.

1 If the **lastprivate** clause is used on a construct to which neither the **nowait** nor the
2 **nogroup** clauses are applied, the original list item becomes defined at the end of the construct. To
3 avoid data races, concurrent reads or updates of the original list item must be synchronized with the
4 update of the original list item that occurs as a result of the **lastprivate** clause.

5 Otherwise, If the **lastprivate** clause is used on a construct to which the **nowait** or the
6 **nogroup** clauses are applied, accesses to the original list item may create a data race. To avoid
7 this data race, if an assignment to the original list item occurs then synchronization must be inserted
8 to ensure that the assignment completes and the original list item is flushed to memory.

9 If a list item that appears in a **lastprivate** clause with the **conditional** modifier is
10 modified in the region by an assignment outside the construct or not to the list item then the value
11 assigned to the original list item is unspecified.

12 Restrictions

13 Restrictions to the **lastprivate** clause are as follows:

- 14 • A list item that is private within a **parallel** region, or that appears in the **reduction** clause
15 of a **parallel** construct, must not appear in a **lastprivate** clause on a worksharing
16 construct if any of the corresponding worksharing regions ever binds to any of the corresponding
17 **parallel** regions.
- 18 • A list item that appears in a **lastprivate** clause with the **conditional** modifier must be a
19 scalar variable.

20 C++

- 21 • A variable of class type (or array thereof) that appears in a **lastprivate** clause requires an
22 accessible, unambiguous default constructor for the class type, unless the list item is also
23 specified in a **firstprivate** clause.
- 24 • A variable of class type (or array thereof) that appears in a **lastprivate** clause requires an
25 accessible, unambiguous copy assignment operator for the class type. The order in which copy
assignment operators for different variables of class type are called is unspecified.

26 C++

27 C / C++

- 28 • If a list item in a **lastprivate** clause on a worksharing construct has a reference type then it
29 must bind to the same object for all threads of the team.

30 C / C++

31 Fortran

- 32 • A variable that appears in a **lastprivate** clause must be definable.
- 33 • If the original list item has the **ALLOCATABLE** attribute, the corresponding list item of which the
value is assigned to the original item must have an allocation status of allocated upon exit from
the sequentially last iteration or lexically last **section** construct.
- If the list item is a polymorphic variable with the **ALLOCATABLE** attribute, the behavior is
unspecified.

Fortran

2.21.4.6 `linear` Clause

Summary

The `linear` clause declares one or more list items to be private and to have a linear relationship with respect to the iteration space of a loop associated with the construct on which the clause appears.

Syntax

C

The syntax of the `linear` clause is as follows:

```
linear (linear-list [ : linear-step ])
```

where *linear-list* is one of the following

```
list  
modifier (list)
```

where *modifier* is one of the following:

```
val
```

C

C++

The syntax of the `linear` clause is as follows:

```
linear (linear-list [ : linear-step ])
```

where *linear-list* is one of the following

```
list  
modifier (list)
```

where *modifier* is one of the following:

```
ref  
val  
uval
```

C++

1 The syntax of the **linear** clause is as follows:

2 **linear** (*linear-list* [: *linear-step*])

3 where *linear-list* is one of the following

4 *list*

5 *modifier* (*list*)

6 where *modifier* is one of the following:

7 **ref**

8 **val**

9 **uval**

10 Description

11 The **linear** clause provides a superset of the functionality provided by the **private** clause. A
 12 list item that appears in a **linear** clause is subject to the **private** clause semantics described in
 13 Section 2.21.4.3 except as noted. If *linear-step* is not specified, it is assumed to be 1.

14 When a **linear** clause is specified on a construct, the value of the new list item on each logical
 15 iteration of the associated loops corresponds to the value of the original list item before entering the
 16 construct plus the logical number of the iteration times *linear-step*. The value corresponding to the
 17 sequentially last logical iteration of the associated loops is assigned to the original list item.

18 When a **linear** clause is specified on a declarative directive, all list items must be formal
 19 parameters (or, in Fortran, dummy arguments) of a function that will be invoked concurrently on
 20 each SIMD lane. If no *modifier* is specified or the **val** or **uval** modifier is specified, the value of
 21 each list item on each lane corresponds to the value of the list item upon entry to the function plus
 22 the logical number of the lane times *linear-step*. If the **uval** modifier is specified, each invocation
 23 uses the same storage location for each SIMD lane; this storage location is updated with the final
 24 value of the logically last lane. If the **ref** modifier is specified, the storage location of each list
 25 item on each lane corresponds to an array at the storage location upon entry to the function indexed
 26 by the logical number of the lane times *linear-step*.

27 Restrictions

28 Restrictions to the **linear** clause are as follows:

- 29 • The *linear-step* expression must be invariant during the execution of the region that corresponds
 30 to the construct.
- 31 • Only a loop iteration variable of a loop that is associated with the construct may appear as a
 32 *list-item* in a **linear** clause if a **reduction** clause with the **inscan** modifier also appears
 33 on the construct.

C

- 1 • A *list-item* that appears in a **linear** clause must be of integral or pointer type.

C

C++

- 2 • A *list-item* that appears in a **linear** clause without the **ref** modifier must be of integral or
3 pointer type, or must be a reference to an integral or pointer type.
- 4 • The **ref** or **uval** modifier can only be used if the *list-item* is of a reference type.
- 5 • If a list item in a **linear** clause on a worksharing construct has a reference type then it must
6 bind to the same object for all threads of the team.
- 7 • If the list item is of a reference type and the **ref** modifier is not specified and if any write to the
8 list item occurs before any read of the list item then the result is unspecified.

C++

Fortran

- 9 • A *list-item* that appears in a **linear** clause without the **ref** modifier must be of type
10 **integer**.
- 11 • The **ref** or **uval** modifier can only be used if the *list-item* is a dummy argument without the
12 **VALUE** attribute.
- 13 • Variables that have the **POINTER** attribute and Cray pointers may not appear in a **linear**
14 clause. Cray pointer support has been deprecated.
- 15 • If the list item has the **ALLOCATABLE** attribute and the **ref** modifier is not specified, the
16 allocation status of the list item in the sequentially last iteration must be allocated upon exit from
17 that iteration.
- 18 • If the **ref** modifier is specified, variables with the **ALLOCATABLE** attribute, assumed-shape
19 arrays and polymorphic variables may not appear in the **linear** clause.
- 20 • If the list item is a dummy argument without the **VALUE** attribute and the **ref** modifier is not
21 specified, any read of the list item must occur before any write to the list item.
- 22 • A common block name cannot appear in a **linear** clause.

Fortran

2.21.5 Reduction Clauses and Directives

24 The reduction clauses are data-sharing attribute clauses that can be used to perform some forms of
25 recurrence calculations in parallel. Reduction clauses include reduction scoping clauses and
26 reduction participating clauses. Reduction scoping clauses define the region in which a reduction is
27 computed. Reduction participating clauses define the participants in the reduction.

2.21.5.1 Properties Common to All Reduction Clauses

Syntax

The syntax of a *reduction-identifier* is defined as follows:

C

A *reduction-identifier* is either an *identifier* or one of the following operators: +, -, *, &, |, ^, && and ||.

C++

A *reduction-identifier* is either an *id-expression* or one of the following operators: +, -, *, &, |, ^, && and ||.

Fortran

A *reduction-identifier* is either a base language identifier, or a user-defined operator, or one of the following operators: +, -, *, .and., .or., .eqv., .neqv., or one of the following intrinsic procedure names: **max**, **min**, **iand**, **ior**, **ieor**.

Fortran

C / C++

Table 2.11 lists each *reduction-identifier* that is implicitly declared at every scope for arithmetic types and its semantic initializer value. The actual initializer value is that value as expressed in the data type of the reduction list item.

TABLE 2.11: Implicitly Declared C/C++ *reduction-identifiers*

Identifier	Initializer	Combiner
+	omp_priv = 0	omp_out += omp_in
-	omp_priv = 0	omp_out += omp_in
*	omp_priv = 1	omp_out *= omp_in
&	omp_priv = ~ 0	omp_out &= omp_in
	omp_priv = 0	omp_out = omp_in
^	omp_priv = 0	omp_out ^= omp_in
&&	omp_priv = 1	omp_out = omp_in && omp_out
	omp_priv = 0	omp_out = omp_in omp_out

table continued on next page

table continued from previous page

Identifier	Initializer	Combiner
max	<code>omp_priv = Minimal representable number in the reduction list item type</code>	<code>omp_out = omp_in > omp_out ? omp_in : omp_out</code>
min	<code>omp_priv = Maximal representable number in the reduction list item type</code>	<code>omp_out = omp_in < omp_out ? omp_in : omp_out</code>



1
2
3

Table 2.12 lists each *reduction-identifier* that is implicitly declared for numeric and logical types and its semantic initializer value. The actual initializer value is that value as expressed in the data type of the reduction list item.

TABLE 2.12: Implicitly Declared Fortran *reduction-identifiers*

Identifier	Initializer	Combiner
+	<code>omp_priv = 0</code>	<code>omp_out = omp_in + omp_out</code>
-	<code>omp_priv = 0</code>	<code>omp_out = omp_in + omp_out</code>
*	<code>omp_priv = 1</code>	<code>omp_out = omp_in * omp_out</code>
.and.	<code>omp_priv = .true.</code>	<code>omp_out = omp_in .and. omp_out</code>
.or.	<code>omp_priv = .false.</code>	<code>omp_out = omp_in .or. omp_out</code>
.eqv.	<code>omp_priv = .true.</code>	<code>omp_out = omp_in .eqv. omp_out</code>
.neqv.	<code>omp_priv = .false.</code>	<code>omp_out = omp_in .neqv. omp_out</code>
max	<code>omp_priv = Minimal representable number in the reduction list item type</code>	<code>omp_out = max(omp_in, omp_out)</code>
min	<code>omp_priv = Maximal representable number in the reduction list item type</code>	<code>omp_out = min(omp_in, omp_out)</code>

table continued on next page

table continued from previous page

Identifier	Initializer	Combiner
<code>iand</code>	<code>omp_priv = All bits on</code>	<code>omp_out = iand(omp_in, omp_out)</code>
<code>ior</code>	<code>omp_priv = 0</code>	<code>omp_out = ior(omp_in, omp_out)</code>
<code>ieor</code>	<code>omp_priv = 0</code>	<code>omp_out = ieor(omp_in, omp_out)</code>

Fortran

In the above tables, `omp_in` and `omp_out` correspond to two identifiers that refer to storage of the type of the list item. If the list item is an array or array section, the identifiers to which `omp_in` and `omp_out` correspond each refer to an array element. `omp_out` holds the final value of the combiner operation.

Any *reduction-identifier* that is defined with the `declare reduction` directive is also valid. In that case, the initializer and combiner of the *reduction-identifier* are specified by the *initializer-clause* and the *combiner* in the `declare reduction` directive.

Description

A reduction clause specifies a *reduction-identifier* and one or more list items.

The *reduction-identifier* specified in a reduction clause must match a previously declared *reduction-identifier* of the same name and type for each of the list items. This match is done by means of a name lookup in the base language.

The list items that appear in a reduction clause may include array sections.

C++

If the type is a derived class, then any *reduction-identifier* that matches its base classes is also a match, if no specific match for the type has been specified.

If the *reduction-identifier* is not an *id-expression*, then it is implicitly converted to one by prepending the keyword operator (for example, `+` becomes `operator+`).

If the *reduction-identifier* is qualified then a qualified name lookup is used to find the declaration.

If the *reduction-identifier* is unqualified then an *argument-dependent name lookup* must be performed using the type of each list item.

C++

If a list item is an array or array section, it will be treated as if a reduction clause would be applied to each separate element of the array section.

If a list item is an array section, the elements of any copy of the array section will be stored contiguously.

1 If the original list item has the **POINTER** attribute, any copies of the list item are associated with
 2 private targets.

3 Any copies of a list item associated with the reduction are initialized with the initializer value of the
 4 *reduction-identifier*.

5 Any copies are combined using the combiner associated with the *reduction-identifier*.

6 Execution Model Events

7 The *reduction-begin* event occurs before a task begins to perform loads and stores that belong to the
 8 implementation of a reduction and the *reduction-end* event occurs after the task has completed
 9 loads and stores associated with the reduction. If a task participates in multiple reductions, each
 10 reduction may be bracketed by its own pair of *reduction-begin/reduction-end* events or multiple
 11 reductions may be bracketed by a single pair of events. The interval defined by a pair of
 12 *reduction-begin/reduction-end* events may not contain a task scheduling point.

13 Tool Callbacks

14 A thread dispatches a registered **ompt_callback_reduction** with
 15 **ompt_sync_region_reduction** in its *kind* argument and **ompt_scope_begin** as its
 16 *endpoint* argument for each occurrence of a *reduction-begin* event in that thread. Similarly, a thread
 17 dispatches a registered **ompt_callback_reduction** with
 18 **ompt_sync_region_reduction** in its *kind* argument and **ompt_scope_end** as its
 19 *endpoint* argument for each occurrence of a *reduction-end* event in that thread. These callbacks
 20 occur in the context of the task that performs the reduction and has the type signature
 21 **ompt_callback_sync_region_t**.

22 Restrictions

23 Restrictions common to reduction clauses are as follows:

- 24 • Any number of reduction clauses can be specified on the directive, but a list item (or any array
 25 element in an array section) can appear only once in reduction clauses for that directive.
- 26 • For a *reduction-identifier* declared in a **declare reduction** directive, the directive must
 27 appear before its use in a reduction clause.
- 28 • If a list item is an array section or an array element, its base expression must be a base language
 29 identifier.
- 30 • If a list item is an array section, it must specify contiguous storage and it cannot be a zero-length
 31 array section.
- 32 • If a list item is an array section or an array element, accesses to the elements of the array outside
 33 the specified array section or array element result in unspecified behavior.

C

- A variable that is part of another variable, with the exception of array elements, cannot appear in a reduction clause.

C

C++

- A variable that is part of another variable, with the exception of array elements, cannot appear in a reduction clause except if the reduction clause is associated with a construct within a class non-static member function and the variable is an accessible data member of the object for which the non-static member function is invoked.

C++

C / C++

- The type of a list item that appears in a reduction clause must be valid for the *reduction-identifier*. For a **max** or **min** reduction in C, the type of the list item must be an allowed arithmetic data type: **char**, **int**, **float**, **double**, or **_Bool**, possibly modified with **long**, **short**, **signed**, or **unsigned**. For a **max** or **min** reduction in C++, the type of the list item must be an allowed arithmetic data type: **char**, **wchar_t**, **int**, **float**, **double**, or **bool**, possibly modified with **long**, **short**, **signed**, or **unsigned**.
- A list item that appears in a reduction clause must not be **const**-qualified.
- The *reduction-identifier* for any list item must be unambiguous and accessible.

C / C++

Fortran

- A variable that is part of another variable, with the exception of array elements, cannot appear in a reduction clause.
- A type parameter inquiry cannot appear in a reduction clause.
- The type, type parameters and rank of a list item that appears in a reduction clause must be valid for the *combiner* and *initializer*.
- A list item that appears in a reduction clause must be definable.
- A procedure pointer may not appear in a reduction clause.
- A pointer with the **INTENT (IN)** attribute may not appear in the reduction clause.
- An original list item with the **POINTER** attribute or any pointer component of an original list item that is referenced in the *combiner* must be associated at entry to the construct that contains the reduction clause. Additionally, the list item or the pointer component of the list item must not be deallocated, allocated, or pointer assigned within the region.

- 1 • An original list item with the **ALLOCATABLE** attribute or any allocatable component of an
2 original list item that corresponds to a special variable identifier in the *combiner* or the *initializer*
3 must be in the allocated state at entry to the construct that contains the reduction clause.
4 Additionally, the list item or the allocatable component of the list item must be neither
5 deallocated nor allocated, explicitly or implicitly, within the region.
- 6 • If the *reduction-identifier* is defined in a **declare reduction** directive, the
7 **declare reduction** directive must be in the same subprogram, or accessible by host or use
8 association.
- 9 • If the *reduction-identifier* is a user-defined operator, the same explicit interface for that operator
10 must be accessible at the location of the **declare reduction** directive that defines the
11 *reduction-identifier*.
- 12 • If the *reduction-identifier* is defined in a **declare reduction** directive, any procedure
13 referenced in the **initializer** clause or *combiner* expression must be an intrinsic function,
14 or must have an explicit interface where the same explicit interface is accessible as at the
15 **declare reduction** directive.

Fortran

Cross References

- 16 • **ompt_scope_begin** and **ompt_scope_end**, see Section 4.4.4.11.
- 17
- 18 • **ompt_sync_region_reduction**, see Section 4.4.4.13.
- 19 • **ompt_callback_sync_region_t**, see Section 4.5.2.13.

2.21.5.2 Reduction Scoping Clauses

21 Reduction scoping clauses define the region in which a reduction is computed by tasks or SIMD
22 lanes. All properties common to all reduction clauses, which are defined in Section 2.21.5.1, apply
23 to reduction scoping clauses.

24 The number of copies created for each list item and the time at which those copies are initialized
25 are determined by the particular reduction scoping clause that appears on the construct.

26 The time at which the original list item contains the result of the reduction is determined by the
27 particular reduction scoping clause.

28 The location in the OpenMP program at which values are combined and the order in which values
29 are combined are unspecified. Therefore, when comparing sequential and parallel executions, or
30 when comparing one parallel execution to another (even if the number of threads used is the same),
31 bitwise-identical results are not guaranteed to be obtained. Similarly, side effects (such as
32 floating-point exceptions) may not be identical and may not take place at the same location in the
33 OpenMP program.

34 To avoid data races, concurrent reads or updates of the original list item must be synchronized with
35 the update of the original list item that occurs as a result of the reduction computation.

2.21.5.3 Reduction Participating Clauses

A reduction participating clause specifies a task or a SIMD lane as a participant in a reduction defined by a reduction scoping clause. All properties common to all reduction clauses, which are defined in Section 2.21.5.1, apply to reduction participating clauses.

Accesses to the original list item may be replaced by accesses to copies of the original list item created by a region that corresponds to a construct with a reduction scoping clause.

In any case, the final value of the reduction must be determined as if all tasks or SIMD lanes that participate in the reduction are executed sequentially in some arbitrary order.

2.21.5.4 `reduction` Clause

Summary

The **reduction** clause specifies a *reduction-identifier* and one or more list items. For each list item, a private copy is created for each implicit task or SIMD lane and is initialized with the initializer value of the *reduction-identifier*. After the end of the region, the original list item is updated with the values of the private copies using the combiner associated with the *reduction-identifier*.

Syntax

The syntax of the **reduction** clause is as follows:

```
reduction ([ reduction-modifier , ] reduction-identifier : list)
```

Where *reduction-identifier* is defined in Section 2.21.5.1, and *reduction-modifier* is one of the following:

```
inscan  
task  
default
```

Description

The **reduction** clause is a reduction scoping clause and a reduction participating clause, as described in Section 2.21.5.2 and Section 2.21.5.3.

If *reduction-modifier* is not present or the **default** *reduction-modifier* is present, the behavior is as follows. For **parallel**, **scope** and worksharing constructs, one or more private copies of each list item are created for each implicit task, as if the **private** clause had been used. For the **simd** construct, one or more private copies of each list item are created for each SIMD lane, as if the **private** clause had been used. For the **taskloop** construct, private copies are created according to the rules of the reduction scoping clauses. For the **teams** construct, one or more private copies of each list item are created for the initial task of each team in the league, as if the **private** clause had been used. For the **loop** construct, private copies are created and used in the

1 construct according to the description and restrictions in Section 2.21.3. At the end of a region that
2 corresponds to a construct for which the **reduction** clause was specified, the original list item is
3 updated by combining its original value with the final value of each of the private copies, using the
4 combiner of the specified *reduction-identifier*.

5 If the **inscan** *reduction-modifier* is present, a scan computation is performed over updates to the
6 list item performed in each logical iteration of the loop associated with the worksharing-loop,
7 worksharing-loop SIMD, or **simd** construct (see Section 2.11.8). The list items are privatized in
8 the construct according to the description and restrictions in Section 2.21.3. At the end of the
9 region, each original list item is assigned the value described in Section 2.11.8.

10 If the **task** *reduction-modifier* is present for a **parallel**, **scope**, or worksharing construct,
11 then each list item is privatized according to the description and restrictions in Section 2.21.3, and
12 an unspecified number of additional private copies may be created to support task reductions. Any
13 copies associated with the reduction are initialized before they are accessed by the tasks that
14 participate in the reduction, which include all implicit tasks in the corresponding region and all
15 participating explicit tasks that specify an **in_reduction** clause (see Section 2.21.5.6). After
16 the end of the region, the original list item contains the result of the reduction.

17 If **nowait** is not specified for the construct, the reduction computation will be complete at the end
18 of the region that corresponds to the construct; however, if the **reduction** clause is used on a
19 construct to which **nowait** is also applied, accesses to the original list item will create a race and,
20 thus, have unspecified effect unless synchronization ensures that they occur after all threads have
21 executed all of their iterations or **section** constructs, and the reduction computation has
22 completed and stored the computed value of that list item. This can be ensured simply through a
23 barrier synchronization in most cases.

24 Restrictions

25 Restrictions to the **reduction** clause are as follows:

- 26 • All restrictions common to all reduction clauses, which are listed in Section 2.21.5.1, apply to
27 this clause.
- 28 • A list item that appears in a **reduction** clause of a worksharing construct must be shared in
29 the **parallel** region to which a corresponding worksharing region binds.
- 30 • A list item that appears in a **reduction** clause of a **scope** construct must be shared in the
31 **parallel** region to which a corresponding **scope** region binds.
- 32 • If an array section or an array element appears as a list item in a **reduction** clause of a
33 worksharing construct, **scope** construct or **loop** construct for which the corresponding region
34 binds to a parallel region, all threads that participate in the reduction must specify the same
35 storage location.
- 36 • A list item that appears in a **reduction** clause with the **inscan** *reduction-modifier* must
37 appear as a list item in an **inclusive** or **exclusive** clause on a **scan** directive enclosed by
38 the construct.

- A **reduction** clause without the **inscan** *reduction-modifier* may not appear on a construct on which a **reduction** clause with the **inscan** *reduction-modifier* appears.
- A **reduction** clause with the **task** *reduction-modifier* may only appear on a **parallel** construct, a **scope** construct, a worksharing construct or a combined or composite construct for which any of the aforementioned constructs is a constituent construct and **simd** or **loop** are not constituent constructs.
- A **reduction** clause with the **inscan** *reduction-modifier* may only appear on a worksharing-loop construct, a **simd** construct or a combined or composite construct for which any of the aforementioned constructs is a constituent construct and **distribute** is not a constituent construct.
- A list item that appears in a **reduction** clause of the innermost enclosing worksharing, **parallel** or **scope** construct may not be accessed in an explicit task generated by a construct for which an **in_reduction** clause over the same list item does not appear.
- The **task** *reduction-modifier* may not appear in a **reduction** clause if the **nowait** clause is specified on the same construct.

C / C++

- If a list item in a **reduction** clause on a worksharing construct, **scope** construct or **loop** construct for which the corresponding region binds to a parallel region has a reference type then it must bind to the same object for all threads of the team.
- If a list item in a **reduction** clause on a worksharing construct, **scope** or **loop** construct for which the corresponding region binds to a parallel region is an array section or an array element then the base pointer must point to the same variable for all threads of the team.
- A variable of class type (or array thereof) that appears in a **reduction** clause with the **inscan** *reduction-modifier* requires an accessible, unambiguous default constructor for the class type. The number of calls to the default constructor while performing the scan computation is unspecified.
- A variable of class type (or array thereof) that appears in a **reduction** clause with the **inscan** *reduction-modifier* requires an accessible, unambiguous copy assignment operator for the class type. The number of calls to the copy assignment operator while performing the scan computation is unspecified.

C / C++

Cross References

- **scan** directive, see Section 2.11.8.
- List Item Privatization, see Section 2.21.3.
- **private** clause, see Section 2.21.4.3.

2.21.5.5 `task_reduction` Clause

Summary

The `task_reduction` clause specifies a reduction among tasks.

Syntax

The syntax of the `task_reduction` clause is as follows:

```
task_reduction (reduction-identifier : list)
```

where *reduction-identifier* is defined in Section [2.21.5.1](#).

Description

The `task_reduction` clause is a reduction scoping clause, as described in [2.21.5.2](#).

For each list item, the number of copies is unspecified. Any copies associated with the reduction are initialized before they are accessed by the tasks that participate in the reduction. After the end of the region, the original list item contains the result of the reduction.

Restrictions

Restrictions to the `task_reduction` clause are as follows:

- All restrictions common to all reduction clauses, which are listed in Section [2.21.5.1](#), apply to this clause.

2.21.5.6 `in_reduction` Clause

Summary

The `in_reduction` clause specifies that a task participates in a reduction.

Syntax

The syntax of the `in_reduction` clause is as follows:

```
in_reduction (reduction-identifier : list)
```

where *reduction-identifier* is defined in Section [2.21.5.1](#).

Description

The `in_reduction` clause is a reduction participating clause, as described in Section [2.21.5.3](#). For a given list item, the `in_reduction` clause defines a task to be a participant in a task reduction that is defined by an enclosing region for a matching list item that appears in a `task_reduction` clause or a `reduction` clause with `task` as the *reduction-modifier*, where either:

1. The matching list item has the same storage location as the list item in the `in_reduction` clause; or
2. A private copy, derived from the matching list item, that is used to perform the task reduction has the same storage location as the list item in the `in_reduction` clause.

1 For the **task** construct, the generated task becomes the participating task. For each list item, a
2 private copy may be created as if the **private** clause had been used.

3 For the **target** construct, the target task becomes the participating task. For each list item, a
4 private copy may be created in the data environment of the target task as if the **private** clause
5 had been used. This private copy will be implicitly mapped into the device data environment of the
6 target device, if the target device is not the parent device.

7 At the end of the task region, if a private copy was created its value is combined with a copy created
8 by a reduction scoping clause or with the original list item.

9 Restrictions

10 Restrictions to the **in_reduction** clause are as follows:

- 11 • All restrictions common to all reduction clauses, which are listed in Section 2.21.5.1, apply to
12 this clause.
- 13 • A list item that appears in a **task_reduction** clause or a **reduction** clause with **task** as
14 the *reduction-modifier* that is specified on a construct that corresponds to a region in which the
15 region of the participating task is closely nested must match each list item. The construct that
16 corresponds to the innermost enclosing region that meets this condition must specify the same
17 *reduction-identifier* for the matching list item as the **in_reduction** clause.

18 2.21.5.7 declare reduction Directive

19 Summary

20 The following section describes the directive for declaring user-defined reductions. The
21 **declare reduction** directive declares a *reduction-identifier* that can be used in a **reduction**
22 clause. The **declare reduction** directive is a declarative directive.

23 Syntax

C

24 The syntax of the **declare reduction** directive is as follows:

```
25 #pragma omp declare reduction(reduction-identifier : typename-list :  
26 combiner ) [initializer-clause] new-line
```

27 where:

- 28 • *reduction-identifier* is either a base language identifier or one of the following operators: **+**, **-**, *****,
29 **&**, **|**, **^**, **&&** or **||**
- 30 • *typename-list* is a list of type names
- 31 • *combiner* is an expression
- 32 • *initializer-clause* is **initializer** (*initializer-expr*) where *initializer-expr* is
33 **omp_priv = initializer** or **function-name** (*argument-list*)

C

C++

The syntax of the **declare reduction** directive is as follows:

```
#pragma omp declare reduction(reduction-identifier : typename-list :  
combiner) [initializer-clause] new-line
```

where:

- *reduction-identifier* is either an *id-expression* or one of the following operators: **+**, **-**, *****, **&**, **|**, **^**, **&&** or **||**
- *typename-list* is a list of type names
- *combiner* is an expression
- *initializer-clause* is **initializer** (*initializer-expr*) where *initializer-expr* is **omp_priv** *initializer* or *function-name* (*argument-list*)

C++

Fortran

The syntax of the **declare reduction** directive is as follows:

```
!$omp declare reduction(reduction-identifier : type-list : combiner)  
[initializer-clause]
```

where:

- *reduction-identifier* is either a base language identifier, or a user-defined operator, or one of the following operators: **+**, **-**, *****, **.and.**, **.or.**, **.eqv.**, **.neqv.**, or one of the following intrinsic procedure names: **max**, **min**, **iand**, **ior**, **ieor**.
- *type-list* is a list of type specifiers that must not be **CLASS (*)** or an abstract type
- *combiner* is either an assignment statement or a subroutine name followed by an argument list
- *initializer-clause* is **initializer** (*initializer-expr*), where *initializer-expr* is **omp_priv = expression** or *subroutine-name* (*argument-list*)

Fortran

Description

User-defined reductions can be defined using the **declare reduction** directive. The *reduction-identifier* and the type identify the **declare reduction** directive. The *reduction-identifier* can later be used in a **reduction** clause that uses variables of the type or types specified in the **declare reduction** directive. If the directive specifies several types then the behavior is as if a **declare reduction** directive was specified for each type.

Fortran

1 If a type with deferred or assumed length type parameter is specified in a **declare reduction**
2 directive, the *reduction-identifier* of that directive can be used in a reduction clause with any
3 variable of the same type and the same kind parameter, regardless of the length type Fortran
4 parameters with which the variable is declared.

Fortran

5 The visibility and accessibility of a user-defined reduction are the same as those of a variable
6 declared at the same location in the program. The enclosing context of the *combiner* and of the
7 *initializer-expr* is that of the **declare reduction** directive. The *combiner* and the
8 *initializer-expr* must be correct in the base language as if they were the body of a function defined
9 at the same location in the program.

Fortran

10 If the *reduction-identifier* is the same as the name of a user-defined operator or an extended
11 operator, or the same as a generic name that is one of the allowed intrinsic procedures, and if the
12 operator or procedure name appears in an accessibility statement in the same module, the
13 accessibility of the corresponding **declare reduction** directive is determined by the
14 accessibility attribute of the statement.

15 If the *reduction-identifier* is the same as a generic name that is one of the allowed intrinsic
16 procedures and is accessible, and if it has the same name as a derived type in the same module, the
17 accessibility of the corresponding **declare reduction** directive is determined by the
18 accessibility of the generic name according to the base language.

Fortran

C++

19 The **declare reduction** directive can also appear at the locations in a program where a static
20 data member could be declared. In this case, the visibility and accessibility of the declaration are
21 the same as those of a static data member declared at the same location in the program.

C++

22 The *combiner* specifies how partial results are combined into a single value. The *combiner* can use
23 the special variable identifiers **omp_in** and **omp_out** that are of the type of the variables that this
24 *reduction-identifier* reduces. Each of the two special variable identifiers denotes one of the values
25 to be combined before executing the *combiner*. The special **omp_out** identifier refers to the
26 storage that holds the resulting combined value after executing the *combiner*.

27 The number of times that the *combiner* is executed and the order of these executions for any
28 reduction clause are unspecified.

Fortran

29 If the *combiner* is a subroutine name with an argument list, the *combiner* is evaluated by calling the
30 subroutine with the specified argument list.

31 If the *combiner* is an assignment statement, the *combiner* is evaluated by executing the assignment
32 statement.

1 If a generic name is used in the *combiner* expression and the list item in the corresponding
2 **reduction** clause is an array or array section, it is resolved to the specific procedure that is
3 elemental or only has scalar dummy arguments.

Fortran

4 If the *initializer-expr* value of a user-defined reduction is not known *a priori*, the *initializer-clause*
5 can be used to specify one. The content of the *initializer-clause* will be used as the initializer for the
6 private copies of reduction list items where the **omp_priv** identifier will refer to the storage to be
7 initialized. The special identifier **omp_orig** can also appear in the *initializer-clause* and it will
8 refer to the storage of the original variable to be reduced.

9 The number of times that the *initializer-expr* is evaluated and the order of these evaluations are
10 unspecified.

C / C++

11 If the *initializer-expr* is a function name with an argument list, the *initializer-expr* is evaluated by
12 calling the function with the specified argument list. Otherwise, the *initializer-expr* specifies how
13 **omp_priv** is declared and initialized.

C / C++

C

14 If no *initializer-clause* is specified, the private variables will be initialized following the rules for
15 initialization of objects with static storage duration.

C

C++

16 If no *initializer-expr* is specified, the private variables will be initialized following the rules for
17 *default-initialization*.

C++

Fortran

18 If the *initializer-expr* is a subroutine name with an argument list, the *initializer-expr* is evaluated by
19 calling the subroutine with the specified argument list.

20 If the *initializer-expr* is an assignment statement, the *initializer-expr* is evaluated by executing the
21 assignment statement.

22 If no *initializer-clause* is specified, the private variables will be initialized as follows:

- 23 • For **complex**, **real**, or **integer** types, the value 0 will be used.
- 24 • For **logical** types, the value **.false.** will be used.
- 25 • For derived types for which default initialization is specified, default initialization will be used.
- 26 • Otherwise, not specifying an *initializer-clause* results in unspecified behavior.

Fortran

C / C++

1 If *reduction-identifier* is used in a **target** region then a **declare target** directive must be specified
2 for any function that can be accessed through the *combiner* and *initializer-expr*.

C / C++

Fortran

3 If *reduction-identifier* is used in a **target** region then a **declare target** directive must be
4 specified for any function or subroutine that can be accessed through the *combiner* and
5 *initializer-expr*.

Fortran

6 Restrictions

7 Restrictions to the **declare reduction** directive are as follows:

- 8 • The only variables allowed in the *combiner* are **omp_in** and **omp_out**.
- 9 • The only variables allowed in the *initializer-clause* are **omp_priv** and **omp_orig**.
- 10 • If the variable **omp_orig** is modified in the *initializer-clause*, the behavior is unspecified.
- 11 • If execution of the *combiner* or the *initializer-expr* results in the execution of an OpenMP
12 construct or an OpenMP API call, then the behavior is unspecified.
- 13 • A *reduction-identifier* may not be re-declared in the current scope for the same type or for a type
14 that is compatible according to the base language rules.
- 15 • At most one *initializer-clause* can be specified.
- 16 • The *typename-list* must not declare new types.

C / C++

- 17 • A type name in a **declare reduction** directive cannot be a function type, an array type, a
18 reference type, or a type qualified with **const**, **volatile** or **restrict**.

C / C++

C

- 19 • If the *initializer-expr* is a function name with an argument list, then one of the arguments must be
20 the address of **omp_priv**.

C

C++

- 21 • If the *initializer-expr* is a function name with an argument list, then one of the arguments must be
22 **omp_priv** or the address of **omp_priv**.

C++

- 1 • Any selectors in the designator of **omp_in** and **omp_out** can only be *component selectors*.
- 2 • If the *initializer-expr* is a subroutine name with an argument list, then one of the arguments must
- 3 be **omp_priv**.
- 4 • Any subroutine or function used in the **initializer** clause or *combiner* expression must be
- 5 an intrinsic function, or must have an accessible interface.
- 6 • Any user-defined operator, defined assignment or extended operator used in the **initializer**
- 7 clause or *combiner* expression must have an accessible interface.
- 8 • If any subroutine, function, user-defined operator, defined assignment or extended operator is
- 9 used in the **initializer** clause or *combiner* expression, it must be accessible to the
- 10 subprogram in which the corresponding **reduction** clause is specified.
- 11 • If the length type parameter is specified for a type, it must be a constant, a colon or an *****.
- 12 • If a type with deferred or assumed length parameter is specified in a **declare reduction**
- 13 directive, no other **declare reduction** directive with the same type, the same kind
- 14 parameters and the same *reduction-identifier* is allowed in the same scope.
- 15 • Any subroutine used in the **initializer** clause or *combiner* expression must not have any
- 16 alternate returns appear in the argument list.
- 17 • If the list item in the corresponding **reduction** clause is an array or array section, then any
- 18 procedure used in the **initializer** clause or *combiner* expression must either be elemental
- 19 or have dummy arguments that are scalar.
- 20 • Any procedure called in the region of *initializer-expr* or *combiner* must be pure and may not
- 21 reference any host-associated variables.

Cross References

- Properties Common to All Reduction Clauses, see Section [2.21.5.1](#).

2.21.6 Data Copying Clauses

This section describes the **copyin** clause (allowed on the **parallel** construct and combined parallel worksharing constructs) and the **copyprivate** clause (allowed on the **single** construct).

These two clauses support copying data values from private or threadprivate variables of an implicit task or thread to the corresponding variables of other implicit tasks or threads in the team.

The clauses accept a comma-separated list of list items (see Section [2.1](#)). All list items appearing in a clause must be visible, according to the scoping rules of the base language. Clauses may be repeated as needed, but a list item that specifies a given variable may not appear in more than one clause on the same directive.

2.21.6.1 `copyin` Clause

Summary

The `copyin` clause provides a mechanism to copy the value of a threadprivate variable of the primary thread to the threadprivate variable of each other member of the team that is executing the `parallel` region.

Syntax

The syntax of the `copyin` clause is as follows:

```
copyin (list)
```

Description

C / C++

The copy is performed after the team is formed and prior to the execution of the associated structured block. For variables of non-array type, the copy is by copy assignment. For an array of elements of non-array type, each element is copied as if by assignment from an element of the array of the primary thread to the corresponding element of the array of all other threads.

C / C++

C++

For class types, the copy assignment operator is invoked. The order in which copy assignment operators for different variables of the same class type are invoked is unspecified.

C++

Fortran

The copy is performed, as if by assignment, after the team is formed and prior to the execution of the associated structured block.

On entry to any `parallel` region, each thread's copy of a variable that is affected by a `copyin` clause for the `parallel` region will acquire the type parameters, allocation, association, and definition status of the copy of the primary thread, according to the following rules:

- If the original list item has the **POINTER** attribute, each copy receives the same association status as that of the copy of the primary thread as if by pointer assignment.
- If the original list item does not have the **POINTER** attribute, each copy becomes defined with the value of the copy of the primary thread as if by intrinsic assignment unless the list item has a type bound procedure as a defined assignment. If the original list item that does not have the **POINTER** attribute has the allocation status of unallocated, each copy will have the same status.
- If the original list item is unallocated or unassociated, each copy inherits the declared type parameters and the default type parameter values from the original list item.

Fortran

Restrictions

Restrictions to the **copyin** clause are as follows:

C / C++

- A list item that appears in a **copyin** clause must be threadprivate.
- A variable of class type (or array thereof) that appears in a **copyin** clause requires an accessible, unambiguous copy assignment operator for the class type.

C / C++

Fortran

- A list item that appears in a **copyin** clause must be threadprivate. Named variables that appear in a threadprivate common block may be specified: the whole common block does not need to be specified.
- A common block name that appears in a **copyin** clause must be declared to be a common block in the same scoping unit in which the **copyin** clause appears.
- If the list item is a polymorphic variable with the **ALLOCATABLE** attribute, the behavior is unspecified.

Fortran

Cross References

- **parallel** construct, see Section 2.6.
- **threadprivate** directive, see Section 2.21.2.

2.21.6.2 copyprivate Clause

Summary

The **copyprivate** clause provides a mechanism to use a private variable to broadcast a value from the data environment of one implicit task to the data environments of the other implicit tasks that belong to the **parallel** region.

To avoid data races, concurrent reads or updates of the list item must be synchronized with the update of the list item that occurs as a result of the **copyprivate** clause.

Syntax

The syntax of the **copyprivate** clause is as follows:

```
copyprivate (list)
```

Description

The effect of the **copyprivate** clause on the specified list items occurs after the execution of the structured block associated with the **single** construct (see Section 2.10.2), and before any of the threads in the team have left the barrier at the end of the construct.

C / C++

In all other implicit tasks that belong to the **parallel** region, each specified list item becomes defined with the value of the corresponding list item in the implicit task associated with the thread that executed the structured block. For variables of non-array type, the definition occurs by copy assignment. For an array of elements of non-array type, each element is copied by copy assignment from an element of the array in the data environment of the implicit task that is associated with the thread that executed the structured block to the corresponding element of the array in the data environment of the other implicit tasks.

C / C++

C++

For class types, a copy assignment operator is invoked. The order in which copy assignment operators for different variables of class type are called is unspecified.

C++

Fortran

If a list item does not have the **POINTER** attribute, then in all other implicit tasks that belong to the **parallel** region, the list item becomes defined as if by intrinsic assignment with the value of the corresponding list item in the implicit task that is associated with the thread that executed the structured block. If the list item has a type bound procedure as a defined assignment, the assignment is performed by the defined assignment.

If the list item has the **POINTER** attribute, then, in all other implicit tasks that belong to the **parallel** region, the list item receives, as if by pointer assignment, the same association status of the corresponding list item in the implicit task that is associated with the thread that executed the structured block.

The order in which any final subroutines for different variables of a finalizable type are called is unspecified.

Fortran

Note – The **copyprivate** clause is an alternative to using a shared variable for the value when providing such a shared variable would be difficult (for example, in a recursion requiring a different variable at each level).

Restrictions

Restrictions to the **copyprivate** clause are as follows:

- All list items that appear in the **copyprivate** clause must be either **threadprivate** or **private** in the enclosing context.
- A list item that appears in a **copyprivate** clause may not appear in a **private** or **firstprivate** clause on the **single** construct.

C++

- A variable of class type (or array thereof) that appears in a **copyprivate** clause requires an accessible unambiguous copy assignment operator for the class type.

C++

Fortran

- A common block that appears in a **copyprivate** clause must be **threadprivate**.
- Pointers with the **INTENT (IN)** attribute may not appear in the **copyprivate** clause.
- Any list item with the **ALLOCATABLE** attribute must have the allocation status of **allocated** when the intrinsic assignment is performed.
- If a list item is a polymorphic variable with the **ALLOCATABLE** attribute, the behavior is unspecified.

Fortran

Cross References

- **parallel** construct, see Section 2.6.
- **threadprivate** directive, see Section 2.21.2.
- **private** clause, see Section 2.21.4.3.

2.21.7 Data-Mapping Attribute Rules, Clauses, and Directives

This section describes how the data-mapping and data-sharing attributes of any variable referenced in a **target** region are determined. When specified, explicit data-sharing attribute, **map**, **is_device_ptr** or **has_device_addr** clauses on **target** directives determine these attributes. Otherwise, the first matching rule from the following implicit data-mapping rules applies for variables referenced in a **target** construct that are not declared in the construct and do not appear in one of the data-sharing attribute, **map**, **is_device_ptr** or **has_device_addr** clauses.

- If a variable appears in a **to** or **link** clause on a **declare target** directive that does not have a **device_type(nohost)** clause then it is treated as if it had appeared in a **map** clause with a *map-type* of **tofrom**.

- If a list item appears in a **reduction**, **lastprivate** or **linear** clause on a combined target construct then it is treated as if it also appears in a **map** clause with a *map-type* of **tofrom**.
- If a list item appears in an **in_reduction** clause on a **target** construct then it is treated as if it also appears in a **map** clause with a *map-type* of **tofrom** and a *map-type-modifier* of **always**.
- If a **defaultmap** clause is present for the category of the variable and specifies an implicit behavior other than **default**, the data-mapping attribute is determined by that clause.

C++

- If the **target** construct is within a class non-static member function, and a variable is an accessible data member of the object for which the non-static data member function is invoked, the variable is treated as if the **this[:1]** expression had appeared in a **map** clause with a *map-type* of **tofrom**. Additionally, if the variable is of type pointer or reference to pointer, it is also treated as if it had appeared in a **map** clause as a zero-length array section.
- If the **this** keyword is referenced inside a **target** construct within a class non-static member function, it is treated as if the **this[:1]** expression had appeared in a **map** clause with a *map-type* of **tofrom**.

C++

C / C++

- A variable that is of type pointer, but not a function pointer or (for C++) a pointer to a member function, is treated as if it is the base pointer of a zero-length array section that had appeared as a list item in a **map** clause.

C / C++

C++

- A variable that is of type reference to pointer, but not a function pointer or a reference to a pointer to a member function is treated as if it had appeared in a **map** clause as a zero-length array section.

C++

- If a variable is not a scalar then it is treated as if it had appeared in a **map** clause with a *map-type* of **tofrom**.

Fortran

- If a scalar variable has the **TARGET**, **ALLOCATABLE** or **POINTER** attribute then it is treated as if it had appeared in a **map** clause with a *map-type* of **tofrom**.

Fortran

- If none of the above rules applies then a scalar variable is not mapped, but instead has an implicit data-sharing attribute of **firstprivate** (see Section 2.21.1.1).

2.21.7.1 map Clause

Summary

The **map** clause specifies how an original list item is mapped from the current task's data environment to a corresponding list item in the device data environment of the device identified by the construct.

Syntax

The syntax of the map clause is as follows:

```
map ([[map-type-modifier[, ] [map-type-modifier[, ] ...]] map-type: ] locator-list)
```

where *map-type* is one of the following:

```
to  
from  
tofrom  
alloc  
release  
delete
```

and *map-type-modifier* is one of the following:

```
always  
close  
mapper (mapper-identifier)  
present  
iterator (iterators-definition)
```

Description

The list items that appear in a **map** clause may include array sections and structure elements.

The *map-type* and *map-type-modifier* specify the effect of the **map** clause, as described below.

For a given construct, the effect of a **map** clause with the **to**, **from**, or **tofrom** *map-type* is ordered before the effect of a **map** clause with the **alloc**, **release**, or **delete** *map-type*. If a **map** clause with a **present** *map-type-modifier* appears in a **map** clause, then the effect of the clause is ordered before all other **map** clauses that do not have the **present** modifier.

If the **mapper** *map-type-modifier* is not present, the behavior is as if the **mapper (default)** modifier was specified. The map behavior of a list item in a **map** clause is modified by a visible user-defined mapper (see Section 2.21.7.4) if the mapper has the same *mapper-identifier* as the *mapper-identifier* in the **mapper** *map-type-modifier* and is specified for a type that matches the type of the list item. The effect of the mapper is to remove the list item from the **map** clause, if the

1 **present** modifier does not also appear, and to apply the clauses specified in the declared mapper
2 to the construct on which the **map** clause appears. In the clauses applied by the mapper, references
3 to *var* are replaced with references to the list item and the *map-type* is replaced with a final map
4 type that is determined according to the rules of map-type decay (see Section 2.21.7.4).

5 A list item that is an array or array section of a type for which a user-defined mapper exists is
6 mapped as if the map type decays to **alloc**, **release**, or **delete**, and then each array element
7 is mapped with the original map type, as if by a separate construct, according to the mapper.

8 A list item in a **map** clause may reference iterators defined by an *iterators-definition* of an
9 **iterator** modifier.

10 If a list item in a **map** clause is a variable of structure type then it is treated as if each structure
11 element contained in the variable is a list item in the clause.

12 If a list item in a **map** clause is a structure element then all other structure elements of the
13 containing structure variable form a *structure sibling list*. The **map** clause and the structure sibling
14 list are associated with the same construct. If a corresponding list item of the structure sibling list
15 item is present in the device data environment when the construct is encountered then:

- 16 • If the structure sibling list item does not appear in a **map** clause on the construct then:
 - 17 – If the construct is a **target**, **target data**, or **target enter data** construct then the
18 structure sibling list item is treated as if it is a list item in a **map** clause on the construct with a
19 *map-type* of **alloc**.
 - 20 – If the construct is **target exit data** construct, then the structure sibling list item is treated
21 as if it is a list item in a **map** clause on the construct with a *map-type* of **release**.
- 22 • If the **map** clause in which the structure element appears as a list item has a *map-type* of
23 **delete** and the structure sibling list item does not appear as a list item in a **map** clause on the
24 construct with a *map-type* of **delete** then the structure sibling list item is treated as if it is a list
25 item in a **map** clause on the construct with a *map-type* of **delete**.

Fortran

26 If a component of a derived type variable is a list item that results from the above rules for mapped
27 structures and mapped structure elements, and it does not explicitly appear as another list item or as
28 the base expression of another list item in a **map** clause on the construct, then:

- 29 • If it has the **POINTER** attribute, the **map** clause treats its association status as if it is undefined;
30 and
- 31 • If it has the **ALLOCATABLE** attribute and an allocated allocation status, and it is present in the
32 device data environment when the construct is encountered, the **map** clause may treat its
33 allocation status as if it is unallocated if the corresponding component does not have allocated
34 storage.

Fortran

1 Given *item*₁ is a list item in a **map** clause, and *item*₂ is another list item in a **map** clause on the same
2 construct, if *item*₂ has a base pointer that is, or is part of, *item*₁, then:

- 3 • If the construct is a **target**, **target data**, or **target enter data** construct, then, on
4 entry to the corresponding region, the effect of the **map** clause on *item*₁ is ordered to occur
5 before the effect of the **map** clause on *item*₂.
- 6 • If the construct is a **target**, **target data**, or **target exit data** construct, then, on exit
7 from the corresponding region, the effect of the **map** clause on *item*₂ is ordered to occur before
8 the effect of the **map** clause on *item*₁.

Fortran

9 If a list item in a **map** clause is an associated pointer and the pointer is not the base pointer of
10 another list item in a **map** clause on the same construct, then it is treated as if its pointer target is
11 implicitly mapped in the same clause. For the purposes of the **map** clause, the mapped pointer
12 target is treated as if its base pointer is the associated pointer.

Fortran

13 If a list item in a **map** clause has a base pointer, a pointer variable is present in the device data
14 environment that corresponds to the base pointer when the effect of the **map** clause occurs, and the
15 corresponding pointer or the corresponding list item is created in the device data environment on
16 entry to the construct, then:

C / C++

- 17 1. The corresponding pointer variable is assigned an address such that the corresponding list item
18 can be accessed through the pointer in a **target** region.

C / C++

Fortran

- 19 1. The corresponding pointer variable is associated with a pointer target that has the same rank and
20 bounds as the pointer target of the original pointer, such that the corresponding list item can be
21 accessed through the pointer in a **target** region.

Fortran

- 22 2. The corresponding pointer variable becomes an attached pointer for the corresponding list item.
- 23 3. If the original base pointer and the corresponding attached pointer share storage, then the
24 original list item and the corresponding list item must share storage.

C++

25 If a *lambda* is mapped explicitly or implicitly, variables that are captured by the *lambda* behave as
26 follows:

- 27 • The variables that are of pointer type are treated as if they had appeared in a **map** clause as
28 zero-length array sections; and
- 29 • The variables that are of reference type are treated as if they had appeared in a **map** clause.

1 If a member variable is captured by a *lambda* in class scope, and the *lambda* is later mapped
2 explicitly or implicitly with its full static type, the **this** pointer is treated as if it had appeared on a
3 **map** clause.

▲ C++ ▲

4 The original and corresponding list items may share storage such that writes to either item by one
5 task followed by a read or write of the other item by another task without intervening
6 synchronization can result in data races. They are guaranteed to share storage if the **map** clause
7 appears on a **target** construct that corresponds to an inactive **target** region, or if it appears on
8 a **target data**, **target enter data**, or **target exit data** construct that applies to the
9 device data environment of the host device.

10 If a **map** clause appears on a **target**, **target data**, **target enter data** or
11 **target exit data** construct with a **present** *map-type-modifier* then on entry to the region if
12 the corresponding list item does not appear in the device data environment then an error occurs and
13 the program terminates.

14 If a **map** clause appears on a **target**, **target data**, or **target enter data** construct then
15 on entry to the region the following sequence of steps occurs as if they are performed as a single
16 atomic operation:

- 17 1. If a corresponding list item of the original list item is not present in the device data environment,
18 then:
 - 19 a) A new list item with language-specific attributes is derived from the original list item and
20 created in the device data environment;
 - 21 b) The new list item becomes the corresponding list item of the original list item in the device
22 data environment;
 - 23 c) The corresponding list item has a reference count that is initialized to zero; and
 - 24 d) The value of the corresponding list item is undefined;
- 25 2. If the reference count of the corresponding list item was not already incremented because of the
26 effect of a **map** clause on the construct then:
 - 27 a) The reference count is incremented by one;
- 28 3. If the reference count of the corresponding list item is one or the **always** *map-type-modifier* is
29 present, and if the *map-type* is **to** or **tofrom**, then:

▼ C / C++ ▼

- 30 a) For each part of the list item that is an attached pointer, that part of the corresponding list
31 item will have the value that it had at the point immediately prior to the effect of the **map**
32 clause; and

▲ C / C++ ▲

Fortran

- a) For each part of the list item that is an attached pointer, that part of the corresponding list item, if associated, will be associated with the same pointer target that it was associated with at the point immediately prior to the effect of the **map** clause.

Fortran

- b) For each part of the list item that is not an attached pointer, the value of that part of the original list item is assigned to that part of the corresponding list item.

Note – If the effect of the **map** clauses on a construct would assign the value of an original list item to a corresponding list item more than once, then an implementation is allowed to ignore additional assignments of the same value to the corresponding list item.

In all cases on entry to the region, concurrent reads or updates of any part of the corresponding list item must be synchronized with any update of the corresponding list item that occurs as a result of the **map** clause to avoid data races.

If the **map** clause appears on a **target**, **target data**, or **target exit data** construct and a corresponding list item of the original list item is not present in the device data environment on exit from the region then the list item is ignored. Alternatively, if the **map** clause appears on a **target**, **target data**, or **target exit data** construct and a corresponding list item of the original list item is present in the device data environment on exit from the region, then the following sequence of steps occurs as if performed as a single atomic operation:

1. If the *map-type* is not **delete** and the reference count of the corresponding list item is finite and was not already decremented because of the effect of a **map** clause on the construct then:
 - a) The reference count of the corresponding list item is decremented by one;
2. If the *map-type* is **delete** and the reference count of the corresponding list item is finite then:
 - a) The reference count of the corresponding list item is set to zero;
3. If the *map-type* is **from** or **tofrom** and if the reference count of the corresponding list item is zero or the **always map-type-modifier** is present then:

C / C++

- a) For each part of the list item that is an attached pointer, that part of the original list item will have the value that it had at the point immediately prior to the effect of the **map** clause; and

C / C++

Fortran

- a) For each part of the list item that is an attached pointer, that part of the original list item, if associated, will be associated with the same pointer target with which it was associated at the point immediately prior to the effect of the **map** clause; and

Fortran

- 1 b) For each part of the list item that is not an attached pointer, the value of that part of the
2 corresponding list item is assigned to that part of the original list item; and
- 3 4. If the reference count of the corresponding list item is zero then the corresponding list item is
4 removed from the device data environment.

5

6 **Note** – If the effect of the **map** clauses on a construct would assign the value of a corresponding
7 list item to an original list item more than once, then an implementation is allowed to ignore
8 additional assignments of the same value to the original list item.

9

10 In all cases on exit from the region, concurrent reads or updates of any part of the original list item
11 must be synchronized with any update of the original list item that occurs as a result of the **map**
12 clause to avoid data races.

13 If a single contiguous part of the original storage of a list item with an implicit data-mapping
14 attribute has corresponding storage in the device data environment prior to a task encountering the
15 construct that is associated with the **map** clause, only that part of the original storage will have
16 corresponding storage in the device data environment as a result of the **map** clause.

17 If a list item with an implicit data-mapping attribute does not have any corresponding storage in the
18 device data environment prior to a task encountering the construct associated with the **map** clause,
19 and one or more contiguous parts of the original storage are either list items or base pointers to list
20 items that are explicitly mapped on the construct, only those parts of the original storage will have
21 corresponding storage in the device data environment as a result of the **map** clauses on the
22 construct.

23

24

25

26

27

28

29

30

31

32

33

34

C / C++

If a new list item is created then a new list item of the same type, with automatic storage duration, is
allocated for the construct. The size and alignment of the new list item are determined by the static
type of the variable. This allocation occurs if the region references the list item in any statement.
Initialization and assignment of the new list item are through bitwise copy.

C / C++

Fortran

If a new list item is created then a new list item of the same type, type parameter, and rank is
allocated. The new list item inherits all default values for the type parameters from the original list
item. The value of the new list item becomes that of the original list item in the map initialization
and assignment.

If the allocation status of an original list item that has the **ALLOCATABLE** attribute is changed
while a corresponding list item is present in the device data environment, the allocation status of the
corresponding list item is unspecified until the list item is again mapped with an **always** modifier
on entry to a **target**, **target data** or **target enter data** region.

Fortran

1 The *map-type* determines how the new list item is initialized.
2 If a *map-type* is not specified, the *map-type* defaults to **tofrom**.
3 The **close** *map-type-modifier* is a hint to the runtime to allocate memory close to the target device.

4 Execution Model Events

5 The *target-map* event occurs when a thread maps data to or from a target device.
6 The *target-data-op-begin* event occurs before a thread initiates a data operation on a target device.
7 The *target-data-op-end* event occurs after a thread initiates a data operation on a target device.

8 Tool Callbacks

9 A thread dispatches a registered **ompt_callback_target_map** or
10 **ompt_callback_target_map_emi** callback for each occurrence of a *target-map* event in
11 that thread. The callback occurs in the context of the target task and has type signature
12 **ompt_callback_target_map_t** or **ompt_callback_target_map_emi_t**,
13 respectively.

14 A thread dispatches a registered **ompt_callback_target_data_op_emi** callback with
15 **ompt_scope_begin** as its endpoint argument for each occurrence of a *target-data-op-begin*
16 event in that thread. Similarly, a thread dispatches a registered
17 **ompt_callback_target_data_op_emi** callback with **ompt_scope_end** as its endpoint
18 argument for each occurrence of a *target-data-op-end* event in that thread. These callbacks have
19 type signature **ompt_callback_target_data_op_emi_t**.

20 A thread dispatches a registered **ompt_callback_target_data_op** callback for each
21 occurrence of a *target-data-op-end* event in that thread. The callback occurs in the context of the
22 target task and has type signature **ompt_callback_target_data_op_t**.

23 Restrictions

24 Restrictions to the **map** clause are as follows:

- 25
- Each of the *map-type-modifier* modifiers can appear at most once in the **map** clause.



- 26
- List items of the **map** clauses on the same construct must not share original storage unless they
27 are the same lvalue expression or array section.



- 28
- If a list item is an array section, it must specify contiguous storage.
 - If an expression that is used to form a list item in a **map** clause contains an iterator identifier, the
29 list item instances that would result from different values of the iterator must not have the same
30 containing array and must not have base pointers that share original storage.
31

- If multiple list items are explicitly mapped on the same construct and have the same containing array or have base pointers that share original storage, and if any of the list items do not have corresponding list items that are present in the device data environment prior to a task encountering the construct, then the list items must refer to the same array elements of either the containing array or the implicit array of the base pointers.
- If any part of the original storage of a list item with an explicit data-mapping attribute has corresponding storage in the device data environment prior to a task encountering the construct associated with the **map** clause, all of the original storage must have corresponding storage in the device data environment prior to the task encountering the construct.
- If an array appears as a list item in a **map** clause, multiple parts of the array have corresponding storage in the device data environment prior to a task encountering the construct associated with the **map** clause, and the corresponding storage for those parts was created by maps from more than one earlier construct, the behavior is unspecified.
- If a list item is an element of a structure, and a different element of the structure has a corresponding list item in the device data environment prior to a task encountering the construct associated with the **map** clause, then the list item must also have a corresponding list item in the device data environment prior to the task encountering the construct.
- A list item must have a mappable type.
- Threadprivate variables cannot appear in a **map** clause.
- If a **mapper** *map-type-modifier* appears in a **map** clause, the type on which the specified mapper operates must match the type of the list items in the clause.
- Memory spaces and memory allocators cannot appear as a list item in a **map** clause.

C++

- If the type of a list item is a reference to a type *T* then the reference in the device data environment is initialized to refer to the object in the device data environment that corresponds to the object referenced by the list item. If mapping occurs, it occurs as though the object were mapped through a pointer with an array section of type *T* and length one.
- No type mapped through a reference can contain a reference to its own type, or any references to types that could produce a cycle of references.
- If a list item is a *lambda*, any pointers and references captured by the *lambda* must have the corresponding list item in the device data environment prior to the task encountering the construct.

C++

C / C++

- 1 • A list item cannot be a variable that is a member of a structure of a union type.
- 2 • A bit-field cannot appear in a **map** clause.
- 3 • A pointer that has a corresponding attached pointer must not be modified for the duration of the
- 4 lifetime of the list item to which the corresponding pointer is attached in the device data
- 5 environment.

C / C++

Fortran

- 6 • List items of the **map** clauses on the same construct must not share original storage unless they
- 7 are the same variable or array section.
- 8 • If a list item of a **map** clause is an allocatable variable or is the subobject of an allocatable
- 9 variable, the original allocatable variable may not be allocated, deallocated or reshaped while the
- 10 corresponding allocatable variable has allocated storage.
- 11 • A pointer that has a corresponding attached pointer and is associated with a given pointer target
- 12 must not become associated with a different pointer target for the duration of the lifetime of the
- 13 list item to which the corresponding pointer is attached in the device data environment.
- 14 • If an array section is mapped and the size of the section is smaller than that of the whole array,
- 15 the behavior of referencing the whole array in the **target** region is unspecified.
- 16 • A list item must not be a whole array of an assumed-size array.

Fortran

Cross References

- 17 • Array sections, see Section [2.1.5](#).
- 18
- 19 • Iterators, see Section [2.1.6](#).
- 20 • **declare mapper** directive, see Section [2.21.7.4](#).
- 21 • **ompt_callback_target_data_op_t** or
- 22 **ompt_callback_target_data_op_emi_t** callback type, see Section [4.5.2.25](#).
- 23 • **ompt_callback_target_map_t** or **ompt_callback_target_map_emi_t** callback
- 24 type, see Section [4.5.2.27](#).

2.21.7.2 Pointer Initialization for Device Data Environments

This section describes how a pointer that is predetermined firstprivate for a **target** construct may be assigned an initial value that is the address of an object that exists in a device data environment and corresponds to a *matching mapped list item*.

All previously mapped list items that have corresponding storage in a given device data environment constitute the set of currently mapped list items. If a currently mapped list item has a base pointer, the *base address* of the currently mapped list item is the value of its base pointer. Otherwise, the base address is determined by the following steps:

1. Let X refer to the currently mapped list item.
2. If X refers to an array section or array element, let X refer to its base array.
3. If X refers to a structure element, let X refer to its containing structure and return to step 2.
4. The base address for the currently mapped list item is the address of X .

Additionally, each currently mapped list item has a *starting address* and an *ending address*. The starting address is the address of the first storage location associated with the list item, and the *ending address* is the address of the storage location that immediately follows the last storage location associated with the list item.

The *mapped address range* of the currently mapped list item is the range of addresses that starts from the starting address and ends with the ending address. The *extended address range* of the currently mapped list item is the range of addresses that starts from the minimum of the starting address and the base address and that ends with the maximum of the ending address and the base address.

If the value of a given pointer is in the mapped address range of a currently mapped list item then that currently mapped list item is a matching mapped list item. Otherwise, if the value of the pointer is in the extended address range of a currently mapped list item then that currently mapped list item is a matching mapped list item.

If multiple matching mapped list items are found and they all appear as part of the same containing structure, the one that has the lowest starting address is treated as the sole matching mapped list item. Otherwise, if multiple matching mapped list items are found then the behavior is unspecified.

If a matching mapped list item is found, the initial value that is assigned to the pointer is a device address such that the corresponding list item in the device data environment can be accessed through the pointer in a **target** region.

If a matching mapped list item is not found, the assigned initial value of the pointer is *NULL* unless otherwise specified (see Section 2.5.1).

Cross References

- **requires** directive, see Section 2.5.1.
- **target** construct, see Section 2.14.5.
- **map** clause, see Section 2.21.7.1.

C / C++

2.21.7.3 defaultmap Clause

Summary

The **defaultmap** clause explicitly determines the data-mapping attributes of variables that are referenced in a **target** construct for which the data-mapping attributes would otherwise be implicitly determined (see Section 2.21.7).

Syntax

The syntax of the **defaultmap** clause is as follows:

```
defaultmap (implicit-behavior[:variable-category])
```

Where *implicit-behavior* is one of:

```
alloc  
to  
from  
tofrom  
firstprivate  
none  
default  
present
```

C / C++

and *variable-category* is one of:

```
scalar  
aggregate  
pointer
```

C / C++

1 and *variable-category* is one of:

```
2     scalar
3     aggregate
4     allocatable
5     pointer
```

6 Description

7 The **defaultmap** clause sets the implicit data-mapping attribute for all variables referenced in the
8 construct. If *variable-category* is specified, the effect of the **defaultmap** clause is as follows:

- 9 • If *variable-category* is **scalar**, all scalar variables of non-pointer type or all non-pointer
10 non-allocatable scalar variables that have an implicitly determined data-mapping or data-sharing
11 attribute will have a data-mapping or data-sharing attribute specified by *implicit-behavior*.
- 12 • If *variable-category* is **aggregate** or **allocatable**, all aggregate or allocatable variables
13 that have an implicitly determined data-mapping or data-sharing attribute will have a
14 data-mapping or data-sharing attribute specified by *implicit-behavior*.
- 15 • If *variable-category* is **pointer**, all variables of pointer type or with the **POINTER** attribute
16 that have implicitly determined data-mapping or data-sharing attributes will have a data-mapping
17 or data-sharing attribute specified by *implicit-behavior*.

18 If no *variable-category* is specified in the clause then *implicit-behavior* specifies the implicitly
19 determined data-mapping or data-sharing attribute for all variables referenced in the construct. If
20 *implicit-behavior* is **none**, each variable referenced in the construct that does not have a
21 predetermined data-sharing attribute and does not appear in a **to** or **link** clause on a declare
22 target directive must be listed in a data-mapping attribute clause, a data-sharing attribute clause
23 (including a data-sharing attribute clause on a combined construct where **target** is one of the
24 constituent constructs), an **is_device_ptr** clause or a **has_device_addr** clause. If
25 *implicit-behavior* is **default**, then the clause has no effect for the variables in the category
26 specified by *variable-category*. If *implicit-behavior* is **present**, each variable referenced in the
27 construct in the category specified by *variable-category* is treated as if it had been listed in a **map**
28 clause with the *map-type* of **alloc** and *map-type-modifier* of **present**.

29 2.21.7.4 declare mapper Directive

30 Summary

31 The **declare mapper** directive declares a user-defined mapper for a given type, and may define a
32 *mapper-identifier* that can be used in a **map** clause. The **declare mapper** directive is a
33 declarative directive.

Syntax

C / C++

The syntax of the **declare mapper** directive is as follows:

```
#pragma omp declare mapper ([mapper-identifier:]type var) \  
[clause[ , ] clause] ... ] new-line
```

C / C++

Fortran

The syntax of the **declare mapper** directive is as follows:

```
!$omp declare mapper ([mapper-identifier:] type :: var) &  
[clause[ , ] clause] ... ]
```

Fortran

where:

- *mapper-identifier* is a base language identifier or **default**
- *type* is a valid type in scope
- *var* is a valid base language identifier
- *clause* is **map** ([[*map-type-modifier*[,] [*map-type-modifier*[,] ...]] *map-type*:] *list*), where *map-type* is one of the following:

- **alloc**
- **to**
- **from**
- **tofrom**

and where *map-type-modifier* is one of the following:

- **always**
- **close**

Description

User-defined mappers can be defined using the **declare mapper** directive. The *type* and an optional *mapper-identifier* uniquely identify the mapper for use in a **map** clause or motion clause later in the program. The visibility and accessibility of this declaration are the same as those of a variable declared at the same location in the program.

If *mapper-identifier* is not specified, the behavior is as if *mapper-identifier* is **default**.

The variable declared by *var* is available for use in all **map** clauses on the directive, and no part of the variable to be mapped is mapped by default.

1 The default mapper for all types T , designated by the predefined *mapper-identifier* **default**, is
 2 defined as if by the following directive, unless a user-defined mapper is specified for that type.

```

3  | #pragma omp declare mapper( $T$   $v$ ) map(tofrom:  $v$ )
4  | !$omp declare mapper( $T$  ::  $v$ ) map(tofrom:  $v$ )
  
```

5 A **declare mapper** directive that uses the **default** *mapper-identifier* overrides the predefined
 6 default mapper for the given type, making it the default mapper for variables of that type.

7 The effect that a user-defined mapper has on either a **map** clause that maps a list item of the given
 8 type or a motion clause that invokes the mapper and updates a list item of the given type is to
 9 replace the map or update with a set of **map** clauses or updates derived from the **map** clauses
 10 specified by the mapper, as described in Section 2.21.7.1 and Section 2.14.6.

11 The final map types that a mapper applies for a **map** clause that maps a list item of the given type
 12 are determined according to the rules of map-type decay, defined according to Table 2.13.
 13 Table 2.13 shows the final map type that is determined by the combination of two map types, where
 14 the rows represent the map type specified by the mapper and the columns represent the map type
 15 specified by a **map** clause that invokes the mapper. For a **target exit data** construct that
 16 invokes a mapper with a **map** clause that has the **from** map type, if a **map** clause in the mapper
 17 specifies an **alloc** or **to** map type then the result is a **release** map type.

18 A list item in a **map** clause that appears on a **declare mapper** directive may include array
 19 sections.

20 All **map** clauses that are introduced by a mapper are further subject to mappers that are in scope,
 21 except a **map** clause with list item *var* maps *var* without invoking a mapper.

TABLE 2.13: Map-Type Decay of Map Type Combinations

	alloc	to	from	tofrom	release	delete
alloc	alloc	alloc	alloc (release)	alloc	release	delete
to	alloc	to	alloc (release)	to	release	delete
from	alloc	alloc	from	from	release	delete
tofrom	alloc	to	from	tofrom	release	delete

C++

1 The **declare mapper** directive can also appear at locations in the program at which a static data
2 member could be declared. In this case, the visibility and accessibility of the declaration are the
3 same as those of a static data member declared at the same location in the program.

C++

4 Restrictions

5 Restrictions to the **declare mapper** directive are as follows:

- 6 • No instance of *type* can be mapped as part of the mapper, either directly or indirectly through
7 another *type*, except the instance *var* that is passed as the list item. If a set of
8 **declare mapper** directives results in a cyclic definition then the behavior is unspecified.
- 9 • The *type* must not declare a new type.
- 10 • At least one **map** clause that maps *var* or at least one element of *var* is required.
- 11 • List items in **map** clauses on the **declare mapper** directive may only refer to the declared
12 variable *var* and entities that could be referenced by a procedure defined at the same location.
- 13 • Each *map-type-modifier* can appear at most once on the **map** clause.
- 14 • Multiple **declare mapper** directives that specify the same *mapper-identifier* for the same type
15 or for compatible types, according to the base language rules, may not appear in the same scope.

C

- 16 • *type* must be a **struct** or **union** type.

C

C++

- 17 • *type* must be a **struct**, **union**, or **class** type.

C++

Fortran

- 18 • *type* must not be an intrinsic type or an abstract type.

Fortran

19 Cross References

- 20 • **target update** construct, see Section [2.14.6](#).
- 21 • **map** clause, see Section [2.21.7.1](#).

2.22 Nesting of Regions

This section describes a set of restrictions on the nesting of regions. The restrictions on nesting are as follows:

- A **loop** region that binds to a **parallel** region or a worksharing region may not be closely nested inside a worksharing, **loop**, **task**, **taskloop**, **critical**, **ordered**, **atomic**, or **masked** region.
- A **barrier** region may not be closely nested inside a worksharing, **loop**, **task**, **taskloop**, **critical**, **ordered**, **atomic**, or **masked** region.
- A **masked** region may not be closely nested inside a worksharing, **loop**, **atomic**, **task**, or **taskloop** region.
- An **ordered** region that corresponds to an **ordered** construct without any clause or with the **threads** or **depend** clause may not be closely nested inside a **critical**, **ordered**, **loop**, **atomic**, **task**, or **taskloop** region.
- An **ordered** region that corresponds to an **ordered** construct without the **simd** clause specified must be closely nested inside a worksharing-loop region.
- An **ordered** region that corresponds to an **ordered** construct with the **simd** clause specified must be closely nested inside a **simd** or worksharing-loop SIMD region.
- An **ordered** region that corresponds to an **ordered** construct with both the **simd** and **threads** clauses must be closely nested inside a worksharing-loop SIMD region or closely nested inside a worksharing-loop and **simd** region.
- A **critical** region may not be nested (closely or otherwise) inside a **critical** region with the same name. This restriction is not sufficient to prevent deadlock.
- OpenMP constructs may not be encountered during execution of an **atomic** region.
- The only OpenMP constructs that can be encountered during execution of a **simd** (or worksharing-loop SIMD) region are the **atomic** construct, the **loop** construct without a defined binding region, the **simd** construct and the **ordered** construct with the **simd** clause.
- If a **target update**, **target data**, **target enter data**, or **target exit data** construct is encountered during execution of a **target** region, the behavior is unspecified.
- If a **target** construct is encountered during execution of a **target** region and a **device** clause in which the **ancestor device-modifier** appears is not present on the construct, the behavior is unspecified.
- A **teams** region must be strictly nested either within the implicit parallel region that surrounds the whole OpenMP program or within a **target** region. If a **teams** construct is nested within a **target** construct, that **target** construct must contain no statements, declarations or directives outside of the **teams** construct.

- 1 • **distribute**, **distribute simd**, distribute parallel worksharing-loop, distribute parallel
2 worksharing-loop SIMD, **loop**, **parallel** regions, including any **parallel** regions arising
3 from combined constructs, **omp_get_num_teams ()** regions, and **omp_get_team_num ()**
4 regions are the only OpenMP regions that may be strictly nested inside the **teams** region.
- 5 • A **loop** region that binds to a **teams** region must be strictly nested inside a **teams** region.
- 6 • A **distribute** region must be strictly nested inside a **teams** region.
- 7 • If *construct-type-clause* is **taskgroup**, the **cancel** construct must be closely nested inside a
8 **task** construct and the **cancel** region must be closely nested inside a **taskgroup** region. If
9 *construct-type-clause* is **sections**, the **cancel** construct must be closely nested inside a
10 **sections** or **section** construct. Otherwise, the **cancel** construct must be closely nested
11 inside an OpenMP construct that matches the type specified in *construct-type-clause* of the
12 **cancel** construct.
- 13 • A **cancellation point** construct for which *construct-type-clause* is **taskgroup** must be
14 closely nested inside a **task** construct, and the **cancellation point** region must be closely
15 nested inside a **taskgroup** region. A **cancellation point** construct for which
16 *construct-type-clause* is **sections** must be closely nested inside a **sections** or **section**
17 construct. Otherwise, a **cancellation point** construct must be closely nested inside an
18 OpenMP construct that matches the type specified in *construct-type-clause*.
- 19 • The only constructs that may be encountered inside a region that corresponds to a construct with
20 an **order** clause that specifies **concurrent** are the **loop** construct, the **parallel**
21 construct, the **simd** construct, and combined constructs for which the first construct is a
22 **parallel** construct.
- 23 • A region that corresponds to a construct with an **order** clause that specifies **concurrent** may
24 not contain calls to procedures that contain OpenMP directives or calls to the OpenMP Runtime
25 API.
- 26 • A **scope** region may not be closely nested inside a worksharing, **loop**, **task**, **taskloop**,
27 **critical**, **ordered**, **atomic**, or **masked** region.

This page intentionally left blank

3 Runtime Library Routines

This chapter describes the OpenMP API runtime library routines and queryable runtime states. In this chapter, *true* and *false* are used as generic terms to simplify the description of the routines.

C / C++

true means a non-zero integer value and *false* means an integer value of zero.

C / C++

Fortran

true means a logical value of `.TRUE.` and *false* means a logical value of `.FALSE.`

Fortran

Fortran

Restrictions

The following restrictions apply to all OpenMP runtime library routines:

- OpenMP runtime library routines may not be called from **PURE** or **ELEMENTAL** procedures.
- OpenMP runtime library routines may not be called in **DO CONCURRENT** constructs.

Fortran

3.1 Runtime Library Definitions

For each base language, a compliant implementation must supply a set of definitions for the OpenMP API runtime library routines and the special data types of their parameters. The set of definitions must contain a declaration for each OpenMP API runtime library routine and variable and a definition of each required data type listed below. In addition, each set of definitions may specify other implementation specific values.

C / C++

The library routines are external functions with “C” linkage.

Prototypes for the C/C++ runtime library routines described in this chapter shall be provided in a header file named `omp.h`. This file also defines the following:

- 1 • The type `omp_allocator_handle_t`, which must be an implementation-defined (for C++
2 possibly scoped) enum type with at least the `omp_null_allocator` enumerator with the
3 value zero and an enumerator for each predefined memory allocator in Table 2.10;
- 4 • `omp_atv_default`, which is an instance of a type compatible with `omp_uintptr_t` with
5 the value -1;
- 6 • The type `omp_control_tool_result_t`;
- 7 • The type `omp_control_tool_t`;
- 8 • The type `omp_depend_t`;
- 9 • The type `omp_event_handle_t`, which must be an implementation-defined (for C++
10 possibly scoped) enum type;
- 11 • The type `omp_intptr_t`, which is a signed integer type that is at least the size of a pointer on
12 any device;
- 13 • The type `omp_interop_t`, which must be an implementation-defined integral or pointer type;
- 14 • The type `omp_interop_fr_t`, which must be an implementation-defined enum type with
15 enumerators named `omp_ifr_name` where *name* is a foreign runtime name that is defined in
16 the *OpenMP Additional Definitions* document;
- 17 • The type `omp_lock_hint_t` (deprecated);
- 18 • The type `omp_lock_t`;
- 19 • The type `omp_memspace_handle_t`, which must be an implementation-defined (for C++
20 possibly scoped) enum type with an enumerator for at least each predefined memory space in
21 Table 2.8;
- 22 • The type `omp_nest_lock_t`;
- 23 • The type `omp_pause_resource_t`;
- 24 • The type `omp_proc_bind_t`;
- 25 • The type `omp_sched_t`;
- 26 • The type `omp_sync_hint_t`; and
- 27 • The type `omp_uintptr_t`, which is an unsigned integer type capable of holding a pointer on
28 any device.

▲ C / C++ ▲

C++

1 The OpenMP enumeration types provided in the `omp.h` header file shall not be scoped
2 enumeration types unless explicitly allowed.

3 The `omp.h` header file also defines a class template that models the **Allocator** concept in the
4 `omp::allocator` namespace for each predefined memory allocator in Table 2.10 for which the
5 name includes neither the `omp_` prefix nor the `_alloc` suffix.

C++

Fortran

6 The OpenMP Fortran API runtime library routines are external procedures. The return values of
7 these routines are of default kind, unless otherwise specified.

8 Interface declarations for the OpenMP Fortran runtime library routines described in this chapter
9 shall be provided in the form of a Fortran **module** named `omp_lib` or a Fortran **include** file
10 named `omp_lib.h`. Whether the `omp_lib.h` file provides derived-type definitions or those
11 routines that require an explicit interface is implementation defined. Whether the **include** file or
12 the **module** file (or both) is provided is also implementation defined.

13 These files also define the following:

- 14 • The default integer named constant `omp_allocator_handle_kind`;
- 15 • An integer named constant of kind `omp_allocator_handle_kind` for each predefined
16 memory allocator in Table 2.10;
- 17 • The default integer named constant `omp_alloctrail_key_kind`;
- 18 • The default integer named constant `omp_alloctrail_val_kind`;
- 19 • The default integer named constant `omp_control_tool_kind`;
- 20 • The default integer named constant `omp_control_tool_result_kind`;
- 21 • The default integer named constant `omp_depend_kind`;
- 22 • The default integer named constant `omp_event_handle_kind`;
- 23 • The default integer named constant `omp_interop_kind`;
- 24 • The default integer named constant `omp_interop_fr_kind`;
- 25 • An integer named constant `omp_ifr_name` of kind `omp_interop_fr_kind` for each *name*
26 that is a foreign runtime name that is defined in the *OpenMP Additional Definitions* document;
- 27 • The default integer named constant `omp_lock_hint_kind` (deprecated);
- 28 • The default integer named constant `omp_lock_kind`;
- 29 • The default integer named constant `omp_memspace_handle_kind`;

- An integer named constant of kind `omp_memspace_handle_kind` for each predefined memory space in Table 2.8;
- The default integer named constant `omp_nest_lock_kind`;
- The default integer named constant `omp_pause_resource_kind`;
- The default integer named constant `omp_proc_bind_kind`;
- The default integer named constant `omp_sched_kind`;
- The default integer named constant `omp_sync_hint_kind`; and
- The default integer named constant `openmp_version` with a value `yyyymm` where `yyyy` and `mm` are the year and month designations of the version of the OpenMP Fortran API that the implementation supports; this value matches that of the C preprocessor macro `_OPENMP`, when a macro preprocessor is supported (see Section 2.2).

Whether any of the OpenMP runtime library routines that take an argument are extended with a generic interface so arguments of different **KIND** type can be accommodated is implementation defined.

Fortran

3.2 Thread Team Routines

This section describes routines that affect and monitor thread teams in the current contention group.

3.2.1 `omp_set_num_threads`

Summary

The `omp_set_num_threads` routine affects the number of threads to be used for subsequent parallel regions that do not specify a `num_threads` clause, by setting the value of the first element of the `nthreads-var` ICV of the current task.

Format

C / C++

```
void omp_set_num_threads(int num_threads);
```

C / C++

Fortran

```
subroutine omp_set_num_threads(num_threads)
integer num_threads
```

Fortran

Constraints on Arguments

The value of the argument passed to this routine must evaluate to a positive integer, or else the behavior of this routine is implementation defined.

Binding

The binding task set for an `omp_set_num_threads` region is the generating task.

Effect

The effect of this routine is to set the value of the first element of the *nthreads-var* ICV of the current task to the value specified in the argument.

Cross References

- *nthreads-var* ICV, see Section 2.4.
- `parallel` construct and `num_threads` clause, see Section 2.6.
- Determining the number of threads for a `parallel` region, see Section 2.6.1.
- `omp_get_num_threads` routine, see Section 3.2.2.
- `omp_get_max_threads` routine, see Section 3.2.3.
- `OMP_NUM_THREADS` environment variable, see Section 6.2.

3.2.2 `omp_get_num_threads`

Summary

The `omp_get_num_threads` routine returns the number of threads in the current team.

Format

	<code>int omp_get_num_threads(void);</code>	C / C++
		Fortran
	<code>integer function omp_get_num_threads()</code>	Fortran

Binding

The binding region for an `omp_get_num_threads` region is the innermost enclosing `parallel` region.

Effect

The `omp_get_num_threads` routine returns the number of threads in the team that is executing the `parallel` region to which the routine region binds. If called from the sequential part of a program, this routine returns 1.

Cross References

- *nthreads-var* ICV, see Section 2.4.
- **parallel** construct and **num_threads** clause, see Section 2.6.
- Determining the number of threads for a **parallel** region, see Section 2.6.1.
- **omp_set_num_threads** routine, see Section 3.2.1.
- **OMP_NUM_THREADS** environment variable, see Section 6.2.

3.2.3 omp_get_max_threads

Summary

The **omp_get_max_threads** routine returns an upper bound on the number of threads that could be used to form a new team if a **parallel** construct without a **num_threads** clause were encountered after execution returns from this routine.

Format

	C / C++	
<code>int omp_get_max_threads(void);</code>		
	C / C++	
	Fortran	
<code>integer function omp_get_max_threads()</code>		
	Fortran	

Binding

The binding task set for an **omp_get_max_threads** region is the generating task.

Effect

The value returned by **omp_get_max_threads** is the value of the first element of the *nthreads-var* ICV of the current task. This value is also an upper bound on the number of threads that could be used to form a new team if a parallel region without a **num_threads** clause were encountered after execution returns from this routine.

Note – The return value of the **omp_get_max_threads** routine can be used to allocate sufficient storage dynamically for all threads in the team formed at the subsequent active **parallel** region.

Cross References

- *nthreads-var* ICV, see Section 2.4.
- **parallel** construct and **num_threads** clause, see Section 2.6.
- Determining the number of threads for a **parallel** region, see Section 2.6.1.
- **omp_set_num_threads** routine, see Section 3.2.1.
- **omp_get_num_threads** routine, see Section 3.2.2.
- **omp_get_thread_num** routine, see Section 3.2.4.
- **OMP_NUM_THREADS** environment variable, see Section 6.2.

3.2.4 omp_get_thread_num

Summary

The **omp_get_thread_num** routine returns the thread number, within the current team, of the calling thread.

Format

	C / C++	
<code>int omp_get_thread_num(void);</code>		
	C / C++	
	Fortran	
<code>integer function omp_get_thread_num()</code>		
	Fortran	

Binding

The binding thread set for an **omp_get_thread_num** region is the current team. The binding region for an **omp_get_thread_num** region is the innermost enclosing **parallel** region.

Effect

The **omp_get_thread_num** routine returns the thread number of the calling thread, within the team that is executing the **parallel** region to which the routine region binds. The thread number is an integer between 0 and one less than the value returned by **omp_get_num_threads**, inclusive. The thread number of the primary thread of the team is 0. The routine returns 0 if it is called from the sequential part of a program.

Note – The thread number may change during the execution of an untied task. The value returned by **omp_get_thread_num** is not generally useful during the execution of such a task region.

Cross References

- *nthreads-var* ICV, see Section 2.4.
- **parallel** construct and **num_threads** clause, see Section 2.6.
- Determining the number of threads for a **parallel** region, see Section 2.6.1.
- **omp_set_num_threads** routine, see Section 3.2.1.
- **omp_get_num_threads** routine, see Section 3.2.2.
- **OMP_NUM_THREADS** environment variable, see Section 6.2.

3.2.5 omp_in_parallel

Summary

The **omp_in_parallel** routine returns *true* if the *active-levels-var* ICV is greater than zero; otherwise, it returns *false*.

Format

<code>int omp_in_parallel(void);</code>	C / C++
<code>logical function omp_in_parallel()</code>	Fortran

Binding

The binding task set for an **omp_in_parallel** region is the generating task.

Effect

The effect of the **omp_in_parallel** routine is to return *true* if the current task is enclosed by an active **parallel** region, and the **parallel** region is enclosed by the outermost initial task region on the device; otherwise it returns *false*.

Cross References

- *active-levels-var*, see Section 2.4.
- **parallel** construct, see Section 2.6.
- **omp_get_num_threads** routine, see Section 3.2.2.
- **omp_get_active_level** routine, see Section 3.2.20.

3.2.6 `omp_set_dynamic`

Summary

The `omp_set_dynamic` routine enables or disables dynamic adjustment of the number of threads available for the execution of subsequent `parallel` regions by setting the value of the *dyn-var* ICV.

Format

C / C++
`void omp_set_dynamic(int dynamic_threads);`

C / C++

Fortran
`subroutine omp_set_dynamic(dynamic_threads)
logical dynamic_threads`

Fortran

Binding

The binding task set for an `omp_set_dynamic` region is the generating task.

Effect

For implementations that support dynamic adjustment of the number of threads, if the argument to `omp_set_dynamic` evaluates to *true*, dynamic adjustment is enabled for the current task; otherwise, dynamic adjustment is disabled for the current task. For implementations that do not support dynamic adjustment of the number of threads, this routine has no effect: the value of *dyn-var* remains *false*.

Cross References

- *dyn-var* ICV, see Section 2.4.
- Determining the number of threads for a `parallel` region, see Section 2.6.1.
- `omp_get_num_threads` routine, see Section 3.2.2.
- `omp_get_dynamic` routine, see Section 3.2.7.
- `OMP_DYNAMIC` environment variable, see Section 6.3.

3.2.7 `omp_get_dynamic`

Summary

The `omp_get_dynamic` routine returns the value of the *dyn-var* ICV, which determines whether dynamic adjustment of the number of threads is enabled or disabled.

1
2
3
4
5
6
7
8
9
10
11
12
13
14
15
16
17
18
19
20
21
22
23

Format

```
int omp_get_dynamic(void);  
logical function omp_get_dynamic()
```

C / C++
Fortran

Binding

The binding task set for an `omp_get_dynamic` region is the generating task.

Effect

This routine returns *true* if dynamic adjustment of the number of threads is enabled for the current task; it returns *false*, otherwise. If an implementation does not support dynamic adjustment of the number of threads, then this routine always returns *false*.

Cross References

- *dyn-var* ICV, see Section 2.4.
- Determining the number of threads for a `parallel` region, see Section 2.6.1.
- `omp_set_dynamic` routine, see Section 3.2.6.
- `OMP_DYNAMIC` environment variable, see Section 6.3.

3.2.8 omp_get_cancellation

Summary

The `omp_get_cancellation` routine returns the value of the *cancel-var* ICV, which determines if cancellation is enabled or disabled.

Format

```
int omp_get_cancellation(void);  
logical function omp_get_cancellation()
```

C / C++
Fortran

Binding

The binding task set for an `omp_get_cancellation` region is the whole program.

Effect

This routine returns *true* if cancellation is enabled. It returns *false* otherwise.

Cross References

- *cancel-var* ICV, see Section 2.4.1.
- `cancel` construct, see Section 2.20.1.
- `OMP_CANCELLATION` environment variable, see Section 6.11.

3.2.9 `omp_set_nested` (Deprecated)

Summary

The deprecated `omp_set_nested` routine enables or disables nested parallelism by setting the *max-active-levels-var* ICV.

Format

	C / C++	
<code>void omp_set_nested(int nested);</code>		
	C / C++	
	Fortran	
<code>subroutine omp_set_nested(nested)</code>		
<code>logical nested</code>		
	Fortran	

Binding

The binding task set for an `omp_set_nested` region is the generating task.

Effect

If the argument to `omp_set_nested` evaluates to *true*, the value of the *max-active-levels-var* ICV is set to the number of active levels of parallelism that the implementation supports; otherwise, if the value of *max-active-levels-var* is greater than 1 then it is set to 1. This routine has been deprecated.

Cross References

- *max-active-levels-var* ICV, see Section 2.4.
- Determining the number of threads for a `parallel` region, see Section 2.6.1.
- `omp_get_nested` routine, see Section 3.2.10.
- `omp_set_max_active_levels` routine, see Section 3.2.15.
- `omp_get_max_active_levels` routine, see Section 3.2.16.
- `OMP_NESTED` environment variable, see Section 6.9.

3.2.10 `omp_get_nested` (Deprecated)

Summary

The deprecated `omp_get_nested` routine returns whether nested parallelism is enabled or disabled, according to the value of the *max-active-levels-var* ICV.

Format

	C / C++
<code>int omp_get_nested(void);</code>	
	C / C++
	Fortran
<code>logical function omp_get_nested()</code>	
	Fortran

Binding

The binding task set for an `omp_get_nested` region is the generating task.

Effect

This routine returns *true* if *max-active-levels-var* is greater than 1 and greater than *active-levels-var* for the current task; it returns *false*, otherwise. If an implementation does not support nested parallelism, this routine always returns *false*. This routine has been deprecated.

Cross References

- *max-active-levels-var* ICV, see Section 2.4.
- Determining the number of threads for a `parallel` region, see Section 2.6.1.
- `omp_set_nested` routine, see Section 3.2.9.
- `omp_set_max_active_levels` routine, see Section 3.2.15.
- `omp_get_max_active_levels` routine, see Section 3.2.16.
- `OMP_NESTED` environment variable, see Section 6.9.

3.2.11 `omp_set_schedule`

Summary

The `omp_set_schedule` routine affects the schedule that is applied when `runtime` is used as schedule kind, by setting the value of the *run-sched-var* ICV.

Format

C / C++

```
void omp_set_schedule(omp_sched_t kind, int chunk_size);
```

C / C++

Fortran

```
subroutine omp_set_schedule(kind, chunk_size)
integer (kind=omp_sched_kind) kind
integer chunk_size
```

Fortran

Constraints on Arguments

The first argument passed to this routine can be one of the valid OpenMP schedule kinds (except for **runtime**) or any implementation-specific schedule. The C/C++ header file (**omp.h**) and the Fortran include file (**omp_lib.h**) and/or Fortran module file (**omp_lib**) define the valid constants. The valid constants must include the following, which can be extended with implementation-specific values:

C / C++

```
typedef enum omp_sched_t {
    // schedule kinds
    omp_sched_static = 0x1,
    omp_sched_dynamic = 0x2,
    omp_sched_guided = 0x3,
    omp_sched_auto = 0x4,

    // schedule modifier
    omp_sched_monotonic = 0x80000000u
} omp_sched_t;
```

C / C++

Fortran

```
1  ! schedule kinds
2  integer(kind=omp_sched_kind), &
3     parameter :: omp_sched_static = &
4         int(Z'1', kind=omp_sched_kind)
5  integer(kind=omp_sched_kind), &
6     parameter :: omp_sched_dynamic = &
7         int(Z'2', kind=omp_sched_kind)
8  integer(kind=omp_sched_kind), &
9     parameter :: omp_sched_guided = &
10         int(Z'3', kind=omp_sched_kind)
11 integer(kind=omp_sched_kind), &
12     parameter :: omp_sched_auto = &
13         int(Z'4', kind=omp_sched_kind)
14
15 ! schedule modifier
16 integer(kind=omp_sched_kind), &
17     parameter :: omp_sched_monotonic = &
18         int(Z'80000000', kind=omp_sched_kind)
```

Fortran

Binding

The binding task set for an `omp_set_schedule` region is the generating task.

Effect

The effect of this routine is to set the value of the *run-sched-var* ICV of the current task to the values specified in the two arguments. The schedule is set to the schedule kind that is specified by the first argument *kind*. It can be any of the standard schedule kinds or any other implementation-specific one. For the schedule kinds **static**, **dynamic**, and **guided** the *chunk_size* is set to the value of the second argument, or to the default *chunk_size* if the value of the second argument is less than 1; for the schedule kind **auto** the second argument has no meaning; for implementation-specific schedule kinds, the values and associated meanings of the second argument are implementation defined.

Each of the schedule kinds can be combined with the `omp_sched_monotonic` modifier by using the + or | operators in C/C++ or the + operator in Fortran. If the schedule kind is combined with the `omp_sched_monotonic` modifier, the schedule is modified as if the **monotonic** schedule modifier was specified. Otherwise, the schedule modifier is **nonmonotonic**.

Cross References

- *run-sched-var* ICV, see Section 2.4.
- Determining the schedule of a worksharing-loop, see Section 2.11.4.1.
- `omp_get_schedule` routine, see Section 3.2.12.
- `OMP_SCHEDULE` environment variable, see Section 6.1.

3.2.12 `omp_get_schedule`

Summary

The `omp_get_schedule` routine returns the schedule that is applied when the runtime schedule is used.

Format

```
void omp_get_schedule(omp_sched_t *kind, int *chunk_size);
```

C / C++

```
subroutine omp_get_schedule(kind, chunk_size)
integer (kind=omp_sched_kind) kind
integer chunk_size
```

Fortran

Binding

The binding task set for an `omp_get_schedule` region is the generating task.

Effect

This routine returns the *run-sched-var* ICV in the task to which the routine binds. The first argument *kind* returns the schedule to be used. It can be any of the standard schedule kinds as defined in Section 3.2.11, or any implementation-specific schedule kind. The second argument *chunk_size* returns the chunk size to be used, or a value less than 1 if the default chunk size is to be used, if the returned schedule kind is **static**, **dynamic**, or **guided**. The value returned by the second argument is implementation defined for any other schedule kinds.

Cross References

- *run-sched-var* ICV, see Section 2.4.
- Determining the schedule of a worksharing-loop, see Section 2.11.4.1.
- `omp_set_schedule` routine, see Section 3.2.11.
- `OMP_SCHEDULE` environment variable, see Section 6.1.

3.2.13 omp_get_thread_limit

Summary

The `omp_get_thread_limit` routine returns the maximum number of OpenMP threads available to participate in the current contention group.

Format

	C / C++
<code>int omp_get_thread_limit(void);</code>	
	C / C++
	Fortran
<code>integer function omp_get_thread_limit()</code>	
	Fortran

Binding

The binding task set for an `omp_get_thread_limit` region is the generating task.

Effect

The `omp_get_thread_limit` routine returns the value of the *thread-limit-var* ICV.

Cross References

- *thread-limit-var* ICV, see Section 2.4.
- `omp_get_num_threads` routine, see Section 3.2.2.
- `OMP_NUM_THREADS` environment variable, see Section 6.2.
- `OMP_THREAD_LIMIT` environment variable, see Section 6.10.

3.2.14 omp_get_supported_active_levels

Summary

The `omp_get_supported_active_levels` routine returns the number of active levels of parallelism supported by the implementation.

Format

	C / C++
<code>int omp_get_supported_active_levels(void);</code>	
	C / C++
	Fortran
<code>integer function omp_get_supported_active_levels()</code>	
	Fortran

1 **Binding**
2 The binding task set for an `omp_get_supported_active_levels` region is the generating
3 task.

4 **Effect**
5 The `omp_get_supported_active_levels` routine returns the number of active levels of
6 parallelism supported by the implementation. The *max-active-levels-var* ICV may not have a value
7 that is greater than this number. The value returned by the
8 `omp_get_supported_active_levels` routine is implementation defined, but it must be
9 greater than 0.

10 **Cross References**

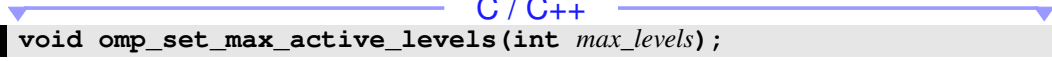
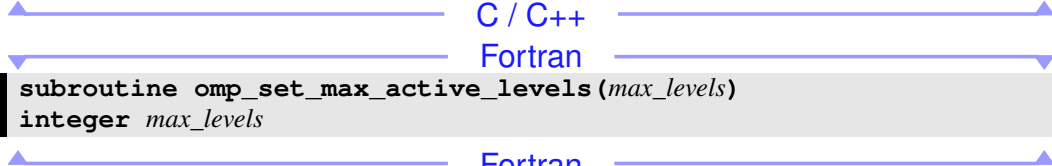
- 11 • *max-active-levels-var* ICV, see Section 2.4.
- 12 • `omp_set_max_active_levels` routine, see Section 3.2.15.
- 13 • `omp_get_max_active_levels` routine, see Section 3.2.16.

14 **3.2.15 omp_set_max_active_levels**

15 **Summary**

16 The `omp_set_max_active_levels` routine limits the number of nested active parallel
17 regions when a new nested parallel region is generated by the current task by setting the
18 *max-active-levels-var* ICV.

19 **Format**

20 
21 
22

23 **Constraints on Arguments**

24 The value of the argument passed to this routine must evaluate to a non-negative integer, otherwise
25 the behavior of this routine is implementation defined.

26 **Binding**

27 The binding task set for an `omp_set_max_active_levels` region is the generating task.

Effect

The effect of this routine is to set the value of the *max-active-levels-var* ICV to the value specified in the argument.

If the number of active levels requested exceeds the number of active levels of parallelism supported by the implementation, the value of the *max-active-levels-var* ICV will be set to the number of active levels supported by the implementation.

Cross References

- *max-active-levels-var* ICV, see Section 2.4.
- `parallel` construct, see Section 2.6.
- `omp_get_supported_active_levels` routine, see Section 3.2.14.
- `omp_get_max_active_levels` routine, see Section 3.2.16.
- `OMP_MAX_ACTIVE_LEVELS` environment variable, see Section 6.8.

3.2.16 `omp_get_max_active_levels`

Summary

The `omp_get_max_active_levels` routine returns the value of the *max-active-levels-var* ICV, which determines the maximum number of nested active parallel regions when the innermost parallel region is generated by the current task.

Format

	C / C++	
<code>int omp_get_max_active_levels(void);</code>		
	C / C++	
	Fortran	
<code>integer function omp_get_max_active_levels()</code>		
	Fortran	

Binding

The binding task set for an `omp_get_max_active_levels` region is the generating task.

Effect

The `omp_get_max_active_levels` routine returns the value of the *max-active-levels-var* ICV. The current task may only generate an active parallel region if the returned value is greater than the value of the *active-levels-var* ICV.

Cross References

- *max-active-levels-var* ICV, see Section 2.4.
- **parallel** construct, see Section 2.6.
- **omp_get_supported_active_levels** routine, see Section 3.2.14.
- **omp_set_max_active_levels** routine, see Section 3.2.15.
- **OMP_MAX_ACTIVE_LEVELS** environment variable, see Section 6.8.

3.2.17 omp_get_level

Summary

The **omp_get_level** routine returns the value of the *levels-var* ICV.

Format

	C / C++
<code>int omp_get_level(void);</code>	
	C / C++
	Fortran
<code>integer function omp_get_level()</code>	
	Fortran

Binding

The binding task set for an **omp_get_level** region is the generating task.

Effect

The effect of the **omp_get_level** routine is to return the number of nested **parallel** regions (whether active or inactive) that enclose the current task such that all of the **parallel** regions are enclosed by the outermost initial task region on the current device.

Cross References

- *levels-var* ICV, see Section 2.4.
- **parallel** construct, see Section 2.6.
- **omp_get_active_level** routine, see Section 3.2.20.
- **OMP_MAX_ACTIVE_LEVELS** environment variable, see Section 6.8.

3.2.18 `omp_get_ancestor_thread_num`

Summary

The `omp_get_ancestor_thread_num` routine returns, for a given nested level of the current thread, the thread number of the ancestor of the current thread.

Format

	C / C++	
<code>int</code>	<code>omp_get_ancestor_thread_num</code>	<code>(int level);</code>
	C / C++	
	Fortran	
<code>integer function</code>	<code>omp_get_ancestor_thread_num</code>	<code>(level)</code>
<code>integer</code>	<code>level</code>	
	Fortran	

Binding

The binding thread set for an `omp_get_ancestor_thread_num` region is the encountering thread. The binding region for an `omp_get_ancestor_thread_num` region is the innermost enclosing `parallel` region.

Effect

The `omp_get_ancestor_thread_num` routine returns the thread number of the ancestor at a given nest level of the current thread or the thread number of the current thread. If the requested nest level is outside the range of 0 and the nest level of the current thread, as returned by the `omp_get_level` routine, the routine returns -1.

Note – When the `omp_get_ancestor_thread_num` routine is called with a value of `level=0`, the routine always returns 0. If `level=omp_get_level()`, the routine has the same effect as the `omp_get_thread_num` routine.

Cross References

- `parallel` construct, see Section 2.6.
- `omp_get_num_threads` routine, see Section 3.2.2.
- `omp_get_thread_num` routine, see Section 3.2.4.
- `omp_get_level` routine, see Section 3.2.17.
- `omp_get_team_size` routine, see Section 3.2.19.

3.2.19 `omp_get_team_size`

Summary

The `omp_get_team_size` routine returns, for a given nested level of the current thread, the size of the thread team to which the ancestor or the current thread belongs.

Format

	C / C++	
<code>int omp_get_team_size(int level);</code>		
	C / C++	
	Fortran	
<code>integer function omp_get_team_size(level)</code>		
<code>integer level</code>		
	Fortran	

Binding

The binding thread set for an `omp_get_team_size` region is the encountering thread. The binding region for an `omp_get_team_size` region is the innermost enclosing `parallel` region.

Effect

The `omp_get_team_size` routine returns the size of the thread team to which the ancestor or the current thread belongs. If the requested nested level is outside the range of 0 and the nested level of the current thread, as returned by the `omp_get_level` routine, the routine returns -1. Inactive parallel regions are regarded like active parallel regions executed with one thread.

Note – When the `omp_get_team_size` routine is called with a value of `level=0`, the routine always returns 1. If `level=omp_get_level()`, the routine has the same effect as the `omp_get_num_threads` routine.

Cross References

- `omp_get_num_threads` routine, see Section 3.2.2.
- `omp_get_level` routine, see Section 3.2.17.
- `omp_get_ancestor_thread_num` routine, see Section 3.2.18.

3.2.20 `omp_get_active_level`

Summary

The `omp_get_active_level` routine returns the value of the *active-level-var* ICV.

1
2
3
4
5
6
7
8
9
10
11
12
13
14
15
16
17
18
19
20
21
22
23

Format

```
int omp_get_active_level(void);  
integer function omp_get_active_level()
```

C / C++
C / C++
Fortran
Fortran

Binding

The binding task set for the an `omp_get_active_level` region is the generating task.

Effect

The effect of the `omp_get_active_level` routine is to return the number of nested active `parallel` regions enclosing the current task such that all of the `parallel` regions are enclosed by the outermost initial task region on the current device.

Cross References

- `active-levels-var` ICV, see Section 2.4.
- `omp_set_max_active_levels` routine, see Section 3.2.15.
- `omp_get_max_active_levels` routine, see Section 3.2.16.
- `omp_get_level` routine, see Section 3.2.17.
- `OMP_MAX_ACTIVE_LEVELS` environment variable, see Section 6.8.

3.3 Thread Affinity Routines

This section describes routines that affect and access thread affinity policies that are in effect.

3.3.1 omp_get_proc_bind

Summary

The `omp_get_proc_bind` routine returns the thread affinity policy to be used for the subsequent nested `parallel` regions that do not specify a `proc_bind` clause.

Format

```
omp_proc_bind_t omp_get_proc_bind(void);
```

C / C++
C / C++

Fortran

```
1 integer (kind=omp_proc_bind_kind) function omp_get_proc_bind()
```

Fortran

Constraints on Arguments

2 The value returned by this routine must be one of the valid affinity policy kinds. The C/C++ header
3 file (`omp.h`) and the Fortran include file (`omp_lib.h`) and/or Fortran module file (`omp_lib`)
4 define the valid constants. The valid constants must include the following:
5

C / C++

```
6 typedef enum omp_proc_bind_t {  
7     omp_proc_bind_false = 0,  
8     omp_proc_bind_true = 1,  
9     omp_proc_bind_primary = 2,  
10    omp_proc_bind_master = omp_proc_bind_primary, // (deprecated)  
11    omp_proc_bind_close = 3,  
12    omp_proc_bind_spread = 4  
13 } omp_proc_bind_t;
```

C / C++

Fortran

```
14 integer (kind=omp_proc_bind_kind), &  
15     parameter :: omp_proc_bind_false = 0  
16 integer (kind=omp_proc_bind_kind), &  
17     parameter :: omp_proc_bind_true = 1  
18 integer (kind=omp_proc_bind_kind), &  
19     parameter :: omp_proc_bind_primary = 2  
20 integer (kind=omp_proc_bind_kind), &  
21     parameter :: omp_proc_bind_master = &  
22     omp_proc_bind_primary ! (deprecated)  
23 integer (kind=omp_proc_bind_kind), &  
24     parameter :: omp_proc_bind_close = 3  
25 integer (kind=omp_proc_bind_kind), &  
26     parameter :: omp_proc_bind_spread = 4
```

Fortran

Binding

27 The binding task set for an `omp_get_proc_bind` region is the generating task.
28

Effect

29 The effect of this routine is to return the value of the first element of the *bind-var* ICV of the current
30 task. See Section 2.6.2 for the rules that govern the thread affinity policy.
31

Cross References

- *bind-var* ICV, see Section 2.4.
- Controlling OpenMP thread affinity, see Section 2.6.2.
- `omp_get_num_places` routine, see Section 3.3.2.
- `OMP_PROC_BIND` environment variable, see Section 6.4.
- `OMP_PLACES` environment variable, see Section 6.5.

3.3.2 `omp_get_num_places`

Summary

The `omp_get_num_places` routine returns the number of places available to the execution environment in the place list.

Format

	C / C++	
<code>int omp_get_num_places(void);</code>		
	C / C++	
	Fortran	
<code>integer function omp_get_num_places()</code>		
	Fortran	

Binding

The binding thread set for an `omp_get_num_places` region is all threads on a device. The effect of executing this routine is not related to any specific region corresponding to any construct or API routine.

Effect

The `omp_get_num_places` routine returns the number of places in the place list. This value is equivalent to the number of places in the *place-partition-var* ICV in the execution environment of the initial task.

Cross References

- *place-partition-var* ICV, see Section 2.4.
- Controlling OpenMP thread affinity, see Section 2.6.2.
- `omp_get_place_num` routine, see Section 3.3.5.
- `OMP_PLACES` environment variable, see Section 6.5.

3.3.3 `omp_get_place_num_procs`

Summary

The `omp_get_place_num_procs` routine returns the number of processors available to the execution environment in the specified place.

Format

```

C / C++
int omp_get_place_num_procs(int place_num);

C / C++
Fortran
integer function omp_get_place_num_procs(place_num)
integer place_num

Fortran
```

Binding

The binding thread set for an `omp_get_place_num_procs` region is all threads on a device. The effect of executing this routine is not related to any specific region corresponding to any construct or API routine.

Effect

The `omp_get_place_num_procs` routine returns the number of processors associated with the place numbered `place_num`. The routine returns zero when `place_num` is negative, or is greater than or equal to the value returned by `omp_get_num_places()`.

Cross References

- `place-partition-var` ICV, see Section 2.4.
- Controlling OpenMP thread affinity, see Section 2.6.2.
- `omp_get_num_places` routine, see Section 3.3.2.
- `omp_get_place_proc_ids` routine, see Section 3.3.4.
- `OMP_PLACES` environment variable, see Section 6.5.

3.3.4 `omp_get_place_proc_ids`

Summary

The `omp_get_place_proc_ids` routine returns the numerical identifiers of the processors available to the execution environment in the specified place.

Format

```

C / C++
void omp_get_place_proc_ids(int place_num, int *ids);

C / C++
```

Fortran

```
1 subroutine omp_get_place_proc_ids(place_num, ids)  
2 integer place_num  
3 integer ids(*)
```

Fortran

Binding

The binding thread set for an `omp_get_place_proc_ids` region is all threads on a device. The effect of executing this routine is not related to any specific region corresponding to any construct or API routine.

Effect

The `omp_get_place_proc_ids` routine returns the numerical identifiers of each processor associated with the place numbered *place_num*. The numerical identifiers are non-negative and their meaning is implementation defined. The numerical identifiers are returned in the array *ids* and their order in the array is implementation defined. The array must be sufficiently large to contain `omp_get_place_num_procs(place_num)` integers; otherwise, the behavior is unspecified. The routine has no effect when *place_num* has a negative value or a value greater than or equal to `omp_get_num_places()`.

Cross References

- *place-partition-var* ICV, see Section 2.4.
- Controlling OpenMP thread affinity, see Section 2.6.2.
- `omp_get_num_places` routine, see Section 3.3.2.
- `omp_get_place_num_procs` routine, see Section 3.3.3.
- `OMP_PLACES` environment variable, see Section 6.5.

3.3.5 omp_get_place_num

Summary

The `omp_get_place_num` routine returns the place number of the place to which the encountering thread is bound.

Format

```
27 int omp_get_place_num(void);
```

C / C++

C / C++

Fortran

```
28 integer function omp_get_place_num()
```

Fortran

1 **Binding**

2 The binding thread set for an `omp_get_place_num` region is the encountering thread.

3 **Effect**

4 When the encountering thread is bound to a place, the `omp_get_place_num` routine returns the
5 place number associated with the thread. The returned value is between 0 and one less than the
6 value returned by `omp_get_num_places()`, inclusive. When the encountering thread is not
7 bound to a place, the routine returns -1.

8 **Cross References**

- 9 • *place-partition-var* ICV, see Section 2.4.
- 10 • Controlling OpenMP thread affinity, see Section 2.6.2.
- 11 • `omp_get_num_places` routine, see Section 3.3.2.
- 12 • `OMP_PLACES` environment variable, see Section 6.5.

13 **3.3.6 omp_get_partition_num_places**

14 **Summary**

15 The `omp_get_partition_num_places` routine returns the number of places in the place
16 partition of the innermost implicit task.

17 **Format**

```

18       | int omp_get_partition_num_places(void);
19       | integer function omp_get_partition_num_places()

```

C / C++
C / C++
Fortran
Fortran

20 **Binding**

21 The binding task set for an `omp_get_partition_num_places` region is the encountering
22 implicit task.

23 **Effect**

24 The `omp_get_partition_num_places` routine returns the number of places in the
25 *place-partition-var* ICV.

Cross References

- *place-partition-var* ICV, see Section 2.4.
- Controlling OpenMP thread affinity, see Section 2.6.2.
- `omp_get_num_places` routine, see Section 3.3.2.
- `OMP_PLACES` environment variable, see Section 6.5.

3.3.7 `omp_get_partition_place_nums`

Summary

The `omp_get_partition_place_nums` routine returns the list of place numbers corresponding to the places in the *place-partition-var* ICV of the innermost implicit task.

Format

	C / C++	
<code>void omp_get_partition_place_nums(int *place_nums);</code>		
	C / C++	
	Fortran	
<code>subroutine omp_get_partition_place_nums(place_nums)</code>		
<code>integer place_nums(*)</code>		
	Fortran	

Binding

The binding task set for an `omp_get_partition_place_nums` region is the encountering implicit task.

Effect

The `omp_get_partition_place_nums` routine returns the list of place numbers that correspond to the places in the *place-partition-var* ICV of the innermost implicit task. The array must be sufficiently large to contain `omp_get_partition_num_places()` integers; otherwise, the behavior is unspecified.

Cross References

- *place-partition-var* ICV, see Section 2.4.
- Controlling OpenMP thread affinity, see Section 2.6.2.
- `omp_get_partition_num_places` routine, see Section 3.3.6.
- `OMP_PLACES` environment variable, see Section 6.5.

3.3.8 `omp_set_affinity_format`

Summary

The `omp_set_affinity_format` routine sets the affinity format to be used on the device by setting the value of the *affinity-format-var* ICV.

Format

	C / C++	
<code>void omp_set_affinity_format(const char *format);</code>		
	C / C++	
	Fortran	
<code>subroutine omp_set_affinity_format(format)</code>		
<code>character(len=*) , intent(in) :: format</code>		
	Fortran	

Binding

When called from a sequential part of the program, the binding thread set for an `omp_set_affinity_format` region is the encountering thread. When called from within any `parallel` or `teams` region, the binding thread set (and binding region, if required) for the `omp_set_affinity_format` region is implementation defined.

Effect

The effect of `omp_set_affinity_format` routine is to copy the character string specified by the *format* argument into the *affinity-format-var* ICV on the current device.

This routine has the described effect only when called from a sequential part of the program. When called from within a `parallel` or `teams` region, the effect of this routine is implementation defined.

Cross References

- Controlling OpenMP thread affinity, see Section 2.6.2.
- `omp_get_affinity_format` routine, see Section 3.3.9.
- `omp_display_affinity` routine, see Section 3.3.10.
- `omp_capture_affinity` routine, see Section 3.3.11.
- `OMP_DISPLAY_AFFINITY` environment variable, see Section 6.13.
- `OMP_AFFINITY_FORMAT` environment variable, see Section 6.14.

3.3.9 omp_get_affinity_format

Summary

The `omp_get_affinity_format` routine returns the value of the *affinity-format-var* ICV on the device.

Format

C / C++
`size_t omp_get_affinity_format(char *buffer, size_t size);`

C / C++
Fortran
integer function omp_get_affinity_format(buffer)
character(len=*) , intent(out) :: buffer

Fortran

Binding

When called from a sequential part of the program, the binding thread set for an `omp_get_affinity_format` region is the encountering thread. When called from within any `parallel` or `teams` region, the binding thread set (and binding region, if required) for the `omp_get_affinity_format` region is implementation defined.

Effect

C / C++
The `omp_get_affinity_format` routine returns the number of characters in the *affinity-format-var* ICV on the current device, excluding the terminating null byte ('`\0`') and if *size* is non-zero, writes the value of the *affinity-format-var* ICV on the current device to *buffer* followed by a null byte. If the return value is larger or equal to *size*, the affinity format specification is truncated, with the terminating null byte stored to *buffer[size-1]*. If *size* is zero, nothing is stored and *buffer* may be `NULL`.

C / C++
Fortran

The `omp_get_affinity_format` routine returns the number of characters that are required to hold the *affinity-format-var* ICV on the current device and writes the value of the *affinity-format-var* ICV on the current device to *buffer*. If the return value is larger than `len(buffer)`, the affinity format specification is truncated.

Fortran

If the *buffer* argument does not conform to the specified format then the result is implementation defined.

Cross References

- Controlling OpenMP thread affinity, see Section 2.6.2.
- `omp_set_affinity_format` routine, see Section 3.3.8.
- `omp_display_affinity` routine, see Section 3.3.10.
- `omp_capture_affinity` routine, see Section 3.3.11.
- `OMP_DISPLAY_AFFINITY` environment variable, see Section 6.13.
- `OMP_AFFINITY_FORMAT` environment variable, see Section 6.14.

3.3.10 `omp_display_affinity`

Summary

The `omp_display_affinity` routine prints the OpenMP thread affinity information using the format specification provided.

Format

```
void omp_display_affinity(const char *format);
```

C / C++

```
subroutine omp_display_affinity(format)
character(len=*) , intent(in) :: format
```

Fortran

Binding

The binding thread set for an `omp_display_affinity` region is the encountering thread.

Effect

The `omp_display_affinity` routine prints the thread affinity information of the current thread in the format specified by the `format` argument, followed by a *new-line*. If the `format` is `NULL` (for C/C++) or a zero-length string (for Fortran and C/C++), the value of the `affinity-format-var` ICV is used. If the `format` argument does not conform to the specified format then the result is implementation defined.

Cross References

- Controlling OpenMP thread affinity, see Section 2.6.2.
- `omp_set_affinity_format` routine, see Section 3.3.8.
- `omp_get_affinity_format` routine, see Section 3.3.9.
- `omp_capture_affinity` routine, see Section 3.3.11.
- `OMP_DISPLAY_AFFINITY` environment variable, see Section 6.13.
- `OMP_AFFINITY_FORMAT` environment variable, see Section 6.14.

3.3.11 `omp_capture_affinity`

Summary

The `omp_capture_affinity` routine prints the OpenMP thread affinity information into a buffer using the format specification provided.

Format

C / C++

```
size_t omp_capture_affinity(  
    char *buffer,  
    size_t size,  
    const char *format  
);
```

C / C++

Fortran

```
integer function omp_capture_affinity(buffer, format)  
character(len=*) , intent(out) :: buffer  
character(len=*) , intent(in)  :: format
```

Fortran

Binding

The binding thread set for an `omp_capture_affinity` region is the encountering thread.

Effect

C / C++

The `omp_capture_affinity` routine returns the number of characters in the entire thread affinity information string excluding the terminating null byte ('`\0`') and if `size` is non-zero, writes the thread affinity information of the current thread in the format specified by the `format` argument into the character string `buffer` followed by a null byte. If the return value is larger or equal to `size`, the thread affinity information string is truncated, with the terminating null byte stored to `buffer[size-1]`. If `size` is zero, nothing is stored and `buffer` may be `NULL`. If the `format` is `NULL` or a zero-length string, the value of the `affinity-format-var` ICV is used.

C / C++

Fortran

1 The `omp_capture_affinity` routine returns the number of characters required to hold the
2 entire thread affinity information string and prints the thread affinity information of the current
3 thread into the character string `buffer` with the size of `len(buffer)` in the format specified by
4 the `format` argument. If the `format` is a zero-length string, the value of the `affinity-format-var` ICV
5 is used. If the return value is larger than `len(buffer)`, the thread affinity information string is
6 truncated. If the `format` is a zero-length string, the value of the `affinity-format-var` ICV is used.

Fortran

7 If the `format` argument does not conform to the specified format then the result is implementation
8 defined.

Cross References

- 9 • Controlling OpenMP thread affinity, see Section 2.6.2.
- 10 • `omp_set_affinity_format` routine, see Section 3.3.8.
- 11 • `omp_get_affinity_format` routine, see Section 3.3.9.
- 12 • `omp_display_affinity` routine, see Section 3.3.10.
- 13 • `OMP_DISPLAY_AFFINITY` environment variable, see Section 6.13.
- 14 • `OMP_AFFINITY_FORMAT` environment variable, see Section 6.14.

3.4 Teams Region Routines

17 This section describes routines that affect and monitor the league of teams that may execute a
18 `teams` region.

3.4.1 `omp_get_num_teams`

Summary

21 The `omp_get_num_teams` routine returns the number of initial teams in the current `teams`
22 region.

Format

C / C++

```
24 | int omp_get_num_teams(void);
```

C / C++

Fortran

```
25 | integer function omp_get_num_teams()
```

Fortran

1 **Binding**

2 The binding task set for an `omp_get_num_teams` region is the generating task

3 **Effect**

4 The effect of this routine is to return the number of initial teams in the current `teams` region. The
5 routine returns 1 if it is called from outside of a `teams` region.

6 **Cross References**

- 7 • `teams` construct, see Section 2.7.
- 8 • `omp_get_team_num` routine, see Section 3.4.2.

9 **3.4.2 omp_get_team_num**

10 **Summary**

11 The `omp_get_team_num` routine returns the initial team number of the calling thread.

12 **Format**

	C / C++	
<code>int omp_get_team_num(void);</code>		
	C / C++	
	Fortran	
<code>integer function omp_get_team_num()</code>		
	Fortran	

15 **Binding**

16 The binding task set for an `omp_get_team_num` region is the generating task.

17 **Effect**

18 The `omp_get_team_num` routine returns the initial team number of the calling thread. The
19 initial team number is an integer between 0 and one less than the value returned by
20 `omp_get_num_teams()`, inclusive. The routine returns 0 if it is called outside of a `teams`
21 region.

22 **Cross References**

- 23 • `teams` construct, see Section 2.7.
- 24 • `omp_get_num_teams` routine, see Section 3.4.1.

3.4.3 `omp_set_num_teams`

Summary

The `omp_set_num_teams` routine affects the number of threads to be used for subsequent **teams** regions that do not specify a **num_teams** clause, by setting the value of the *ntteams-var* ICV of the current task.

Format

	C / C++	
<code>void omp_set_num_teams(int num_teams);</code>		
	C / C++	
	Fortran	
<code>subroutine omp_set_num_teams(num_teams)</code> <code>integer num_teams</code>		
	Fortran	

Constraints on Arguments

The value of the argument passed to this routine must evaluate to a positive integer, or else the behavior of this routine is implementation defined.

Binding

The binding task set for an `omp_set_num_teams` region is the generating task.

Effect

The effect of this routine is to set the value of the *ntteams-var* ICV of the current task to the value specified in the argument.

Restrictions

Restrictions to the `omp_set_num_teams` routine are as follows:

- The routine may not be called from within a parallel region that is not the implicit parallel region that surrounds the whole OpenMP program.

Cross References

- *ntteams-var* ICV, see Section 2.4.
- **teams** construct and **num_teams** clause, see Section 2.7.
- `omp_get_num_teams` routine, see Section 3.4.1.
- `omp_get_max_teams` routine, see Section 3.4.4.
- `OMP_NUM_TEAMS` environment variable, see Section 6.23.




3.4.4 `omp_get_max_teams`

Summary

The `omp_get_max_teams` routine returns an upper bound on the number of teams that could be created by a `teams` construct without a `num_teams` clause that is encountered after execution returns from this routine.

Format

 C / C++
`int omp_get_max_teams(void);`

 C / C++
 Fortran
`integer function omp_get_max_teams()`
 Fortran

Binding

The binding task set for an `omp_get_max_teams` region is the generating task.

Effect

The value returned by `omp_get_max_teams` is the value of the `nteamsvar` ICV of the current task. This value is also an upper bound on the number of teams that can be created by a `teams` construct without a `num_teams` clause that is encountered after execution returns from this routine.

Cross References


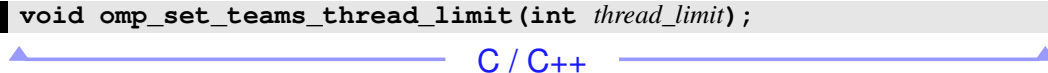
- `nteamsvar` ICV, see Section 2.4.
- `teams` construct and `num_teams` clause, see Section 2.7.
- `omp_get_num_teams` routine, see Section 3.4.1.
- `omp_set_num_teams` routine, see Section 3.4.3.

3.4.5 `omp_set_teams_thread_limit`

Summary

The `omp_set_teams_thread_limit` routine defines the maximum number of OpenMP threads that can participate in each contention group created by a `teams` construct.

Format

 C / C++
`void omp_set_teams_thread_limit(int thread_limit);`
 C / C++

Fortran

```
1 | subroutine omp_set_teams_thread_limit(thread_limit)  
2 | integer thread_limit
```

Fortran

3 Constraints on Arguments

4 The value of the argument passed to this routine must evaluate to a positive integer, or else the
5 behavior of this routine is implementation defined.

6 Binding

7 The binding task set for an `omp_set_teams_thread_limit` region is the generating task.

8 Effect

9 The `omp_set_teams_thread_limit` routine sets the value of the *teams-thread-limit-var*
10 ICV to the value of the *thread_limit* argument.

11 If the value of *thread_limit* exceeds the number of OpenMP threads that an implementation
12 supports for each contention group created by a `teams` construct, the value of the
13 *teams-thread-limit-var* ICV will be set to the number that is supported by the implementation.

14 Restrictions

15 Restrictions to the `omp_set_teams_thread_limit` routine are as follows:

- 16 • The routine may not be called from within a parallel region other than the implicit parallel region
17 that surrounds the whole OpenMP program.

18 Cross References

- 19 • *teams_thread-limit-var* ICV, see Section 2.4.
- 20 • `teams` construct and `thread_limit` clause, see Section 2.7.
- 21 • `omp_get_teams_thread_limit` routine, see Section 3.4.6.
- 22 • `OMP_TEAMS_THREAD_LIMIT` environment variable, see Section 6.24.

23 3.4.6 omp_get_teams_thread_limit

24 Summary

25 The `omp_get_teams_thread_limit` routine returns the maximum number of OpenMP
26 threads available to participate in each contention group created by a `teams` construct.

27 Format

```
28 | int omp_get_teams_thread_limit(void);
```

C / C++

Fortran

```
integer function omp_get_teams_thread_limit()
```

Fortran

Binding

The binding task set for an `omp_get_teams_thread_limit` region is the generating task.

Effect

The `omp_get_teams_thread_limit` routine returns the value of the *teams-thread-limit-var* ICV.

Cross References

- *teams_thread-limit-var* ICV, see Section 2.4.
- `teams` construct and `thread_limit` clause, see Section 2.7.
- `omp_set_teams_thread_limit` routine, see Section 3.4.5.
- `OMP_TEAMS_THREAD_LIMIT` environment variable, see Section 6.24.

3.5 Tasking Routines

This section describes routines that pertain to OpenMP explicit tasks.

3.5.1 `omp_get_max_task_priority`

Summary

The `omp_get_max_task_priority` routine returns the maximum value that can be specified in the `priority` clause.

Format

C / C++

```
int omp_get_max_task_priority(void);
```

C / C++

Fortran

```
integer function omp_get_max_task_priority()
```

Fortran

Binding

The binding thread set for an `omp_get_max_task_priority` region is all threads on the device. The effect of executing this routine is not related to any specific region that corresponds to any construct or API routine.









1 **Effect**
2 The `omp_get_max_task_priority` routine returns the value of the *max-task-priority-var*
3 ICV, which determines the maximum value that can be specified in the **priority** clause.

4 **Cross References**
5 • *max-task-priority-var*, see Section 2.4.
6 • **task** construct, see Section 2.12.1.

7 3.5.2 `omp_in_final`

8 **Summary**
9 The `omp_in_final` routine returns *true* if the routine is executed in a final task region;
10 otherwise, it returns *false*.

11 **Format**

	<code>int omp_in_final(void);</code>	C / C++	
		C / C++	
	<code>logical function omp_in_final()</code>	Fortran	
		Fortran	

14 **Binding**
15 The binding task set for an `omp_in_final` region is the generating task.

16 **Effect**
17 `omp_in_final` returns *true* if the enclosing task region is final. Otherwise, it returns *false*.

18 **Cross References**
19 • **task** construct, see Section 2.12.1.

3.6 Resource Relinquishing Routines

This section describes routines that relinquish resources used by the OpenMP runtime.

3.6.1 `omp_pause_resource`

Summary

The `omp_pause_resource` routine allows the runtime to relinquish resources used by OpenMP on the specified device.

Format

C / C++

```
int omp_pause_resource(  
    omp_pause_resource_t kind,  
    int device_num  
);
```

C / C++

Fortran

```
integer function omp_pause_resource(kind, device_num)  
integer (kind=omp_pause_resource_kind) kind  
integer device_num
```

Fortran

Constraints on Arguments

The first argument passed to this routine can be one of the valid OpenMP pause kind, or any implementation specific pause kind. The C/C++ header file (`omp.h`) and the Fortran include file (`omp_lib.h`) and/or Fortran module file (`omp_lib`) define the valid constants. The valid constants must include the following, which can be extended with implementation-specific values:

Format

C / C++

```
typedef enum omp_pause_resource_t {  
    omp_pause_soft = 1,  
    omp_pause_hard = 2  
} omp_pause_resource_t;
```

C / C++

Fortran

```
integer (kind=omp_pause_resource_kind), parameter :: &  
    omp_pause_soft = 1  
integer (kind=omp_pause_resource_kind), parameter :: &  
    omp_pause_hard = 2
```

Fortran

1 The second argument passed to this routine indicates the device that will be paused. The
2 **device_num** parameter must be greater than or equal to zero and less than or equal to the result
3 of **omp_get_num_devices()**.

4 **Binding**

5 The binding task set for an **omp_pause_resource** region is the whole program.

6 **Effect**

7 The **omp_pause_resource** routine allows the runtime to relinquish resources used by OpenMP
8 on the specified device.

9 If successful, the **omp_pause_hard** value results in a hard pause for which the OpenMP state is
10 not guaranteed to persist across the **omp_pause_resource** call. A hard pause may relinquish
11 any data allocated by OpenMP on a given device, including data allocated by memory routines for
12 that device as well as data present on the device as a result of a declare target directive or
13 **target data** construct. A hard pause may also relinquish any data associated with a
14 **threadprivate** directive. When relinquished and when applicable, base language appropriate
15 deallocation/finalization is performed. When relinquished and when applicable, mapped data on a
16 device will not be copied back from the device to the host.

17 If successful, the **omp_pause_soft** value results in a soft pause for which the OpenMP state is
18 guaranteed to persist across the call, with the exception of any data associated with a
19 **threadprivate** directive, which may be relinquished across the call. When relinquished and
20 when applicable, base language appropriate deallocation/finalization is performed.

21
22 **Note** – A hard pause may relinquish more resources, but may resume processing OpenMP regions
23 more slowly. A soft pause allows OpenMP regions to restart more quickly, but may relinquish fewer
24 resources. An OpenMP implementation will reclaim resources as needed for OpenMP regions
25 encountered after the **omp_pause_resource** region. Since a hard pause may unmap data on the
26 specified device, appropriate data mapping is required before using data on the specified device
27 after the **omp_pause_region** region.
28

29 The routine returns zero in case of success, and non-zero otherwise.

30 **Tool Callbacks**

31 If the tool is not allowed to interact with the specified device after encountering this call, then the
32 runtime must call the tool finalizer for that device.

33 **Restrictions**

34 Restrictions to the **omp_pause_resource** routine are as follows:

- 35 • The **omp_pause_resource** region may not be nested in any explicit OpenMP region.
- 36 • The routine may only be called when all explicit tasks have finalized execution.

Cross References

- **target** construct, see Section 2.14.5.
- Declare target directive, see Section 2.14.7.
- **threadprivate** directives, see Section 2.21.2.
- To pause resources on all devices at once, see Section 3.6.2.
- **omp_get_num_devices**, see Section 3.7.4.

3.6.2 omp_pause_resource_all

Summary

The **omp_pause_resource_all** routine allows the runtime to relinquish resources used by OpenMP on all devices.

Format

```

C / C++
int omp_pause_resource_all(omp_pause_resource_t kind);

C / C++
Fortran
integer function omp_pause_resource_all(kind)
integer (kind=omp_pause_resource_kind) kind
Fortran
```

Binding

The binding task set for an **omp_pause_resource_all** region is the whole program.

Effect

The **omp_pause_resource_all** routine allows the runtime to relinquish resources used by OpenMP on all devices. It is equivalent to calling the **omp_pause_resource** routine once for each available device, including the host device.

The argument *kind* passed to this routine can be one of the valid OpenMP pause kind as defined in Section 3.6.1, or any implementation-specific pause kind.

Tool Callbacks

If the tool is not allowed to interact with a given device after encountering this call, then the runtime must call the tool finalizer for that device.

Restrictions

Restrictions to the `omp_pause_resource_all` routine are as follows:

- The `omp_pause_resource_all` region may not be nested in any explicit OpenMP region.
- The routine may only be called when all explicit tasks have finalized execution.

Cross References

- `target` construct, see Section 2.14.5.
- Declare target directive, see Section 2.14.7.
- To pause resources on a specific device only, see Section 3.6.1.

3.7 Device Information Routines

This section describes routines that pertain to the set of devices that are accessible to an OpenMP program.

3.7.1 `omp_get_num_procs`

Summary

The `omp_get_num_procs` routine returns the number of processors available to the device.

Format

<code>int omp_get_num_procs(void);</code>	C / C++
<code>integer function omp_get_num_procs()</code>	Fortran

Binding

The binding thread set for an `omp_get_num_procs` region is all threads on a device. The effect of executing this routine is not related to any specific region corresponding to any construct or API routine.

Effect

The `omp_get_num_procs` routine returns the number of processors that are available to the device at the time the routine is called. This value may change between the time that it is determined by the `omp_get_num_procs` routine and the time that it is read in the calling context due to system actions outside the control of the OpenMP implementation.

Cross References

- `omp_get_num_places` routine, see Section 3.3.2.
- `omp_get_place_num_procs` routine, see Section 3.3.3.
- `omp_get_place_proc_ids` routine, see Section 3.3.4.
- `omp_get_place_num` routine, see Section 3.3.5.

3.7.2 `omp_set_default_device`

Summary

The `omp_set_default_device` routine controls the default target device by assigning the value of the *default-device-var* ICV.

Format

	C / C++	
<code>void omp_set_default_device(int device_num);</code>		
	C / C++	
	Fortran	
<code>subroutine omp_set_default_device(device_num)</code> <code>integer device_num</code>		
	Fortran	

Binding

The binding task set for an `omp_set_default_device` region is the generating task.

Effect

The effect of this routine is to set the value of the *default-device-var* ICV of the current task to the value specified in the argument. When called from within a **target** region the effect of this routine is unspecified.

Cross References

- *default-device-var*, see Section 2.4.
- **target** construct, see Section 2.14.5.
- `omp_get_default_device`, see Section 3.7.3.
- `OMP_DEFAULT_DEVICE` environment variable, see Section 6.15.

3.7.3 `omp_get_default_device`

Summary

The `omp_get_default_device` routine returns the default target device.

```

1      Format
2      
3      

```

4 **Binding**
5 The binding task set for an `omp_get_default_device` region is the generating task.

6 **Effect**
7 The `omp_get_default_device` routine returns the value of the *default-device-var* ICV of the
8 current task. When called from within a **target** region the effect of this routine is unspecified.

- 9 **Cross References**
- 10 • *default-device-var*, see Section 2.4.
 - 11 • **target** construct, see Section 2.14.5.
 - 12 • `omp_set_default_device`, see Section 3.7.2.
 - 13 • `OMP_DEFAULT_DEVICE` environment variable, see Section 6.15.

14 3.7.4 `omp_get_num_devices`

15 **Summary**
16 The `omp_get_num_devices` routine returns the number of non-host devices available for
17 offloading code or data.

```

18     Format
19     
20     

```

21 **Binding**
22 The binding task set for an `omp_get_num_devices` region is the generating task.

Effect

The `omp_get_num_devices` routine returns the number of available non-host devices onto which code or data may be offloaded. When called from within a **target** region the effect of this routine is unspecified.

Cross References

- **target** construct, see Section 2.14.5.
- `omp_get_default_device`, see Section 3.7.3.
- `omp_get_device_num`, see Section 3.7.5.

3.7.5 `omp_get_device_num`

Summary

The `omp_get_device_num` routine returns the device number of the device on which the calling thread is executing.

Format

	C / C++
<code>int omp_get_device_num(void);</code>	
	C / C++
	Fortran
<code>integer function omp_get_device_num()</code>	
	Fortran

Binding

The binding task set for an `omp_get_device_num` region is the generating task.

Effect

The `omp_get_device_num` routine returns the device number of the device on which the calling thread is executing. When called on the host device, it will return the same value as the `omp_get_initial_device` routine.

Cross References

- **target** construct, see Section 2.14.5.
- `omp_get_default_device`, see Section 3.7.3.
- `omp_get_num_devices`, see Section 3.7.4.
- `omp_get_initial_device` routine, see Section 3.7.7.

3.7.6 `omp_is_initial_device`

Summary

The `omp_is_initial_device` routine returns *true* if the current task is executing on the host device; otherwise, it returns *false*.

Format

	C / C++	
<code>int omp_is_initial_device(void);</code>		
	C / C++	
	Fortran	
<code>logical function omp_is_initial_device()</code>		
	Fortran	

Binding

The binding task set for an `omp_is_initial_device` region is the generating task.

Effect

The effect of this routine is to return *true* if the current task is executing on the host device; otherwise, it returns *false*.

Cross References

- `omp_get_initial_device` routine, see Section 3.7.7.
- Device memory routines, see Section 3.8.

3.7.7 `omp_get_initial_device`

Summary

The `omp_get_initial_device` routine returns a device number that represents the host device.

Format

	C / C++	
<code>int omp_get_initial_device(void);</code>		
	C / C++	
	Fortran	
<code>integer function omp_get_initial_device()</code>		
	Fortran	

Binding

The binding task set for an `omp_get_initial_device` region is the generating task.

Effect

The effect of this routine is to return the device number of the host device. The value of the device number is the value returned by the `omp_get_num_devices` routine. When called from within a `target` region the effect of this routine is unspecified.

Cross References

- `target` construct, see Section 2.14.5.
- `omp_is_initial_device` routine, see Section 3.7.6.
- Device memory routines, see Section 3.8.

3.8 Device Memory Routines

This section describes routines that support allocation of memory and management of pointers in the data environments of target devices.

3.8.1 `omp_target_alloc`

Summary

The `omp_target_alloc` routine allocates memory in a device data environment and returns a device pointer to that memory.

Format

```
void* omp_target_alloc(size_t size, int device_num);
```

C / C++

```
type(c_ptr) function omp_target_alloc(size, device_num) bind(c)  
use, intrinsic :: iso_c_binding, only : c_ptr, c_size_t, c_int  
integer(c_size_t), value :: size  
integer(c_int), value :: device_num
```

Fortran

Constraints on Arguments

The `device_num` argument must be greater than or equal to zero and less than or equal to the result of `omp_get_num_devices()`.

Binding

The binding task set for an `omp_target_alloc` region is the generating task, which is the *target task* generated by the call to the `omp_target_alloc` routine.

Effect

The `omp_target_alloc` routine returns a device pointer that references the device address of a storage location of *size* bytes. The storage location is dynamically allocated in the device data environment of the device specified by *device_num*.

The `omp_target_alloc` routine executes as if part of a target task that is generated by the call to the routine and that is an included task.

The `omp_target_alloc` routine returns `NULL` (or, `C_NULL_PTR`, for Fortran) if it cannot dynamically allocate the memory in the device data environment.

The device pointer returned by `omp_target_alloc` can be used in an `is_device_ptr` clause, Section 2.14.5.

Fortran

The `omp_target_alloc` routine requires an explicit interface and so might not be provided in `omp_lib.h`.

Fortran

Execution Model Events

The *target-data-allocation-begin* event occurs before a thread initiates a data allocation on a target device.

The *target-data-allocation-end* event occurs after a thread initiates a data allocation on a target device.

Tool Callbacks

A thread dispatches a registered `ompt_callback_target_data_op_emi` callback with `ompt_scope_begin` as its endpoint argument for each occurrence of a *target-data-allocation-begin* event in that thread. Similarly, a thread dispatches a registered `ompt_callback_target_data_op_emi` callback with `ompt_scope_end` as its endpoint argument for each occurrence of a *target-data-allocation-end* event in that thread. These callbacks have type signature `ompt_callback_target_data_op_emi_t`.

A thread dispatches a registered `ompt_callback_target_data_op` callback for each occurrence of a *target-data-allocation-begin* event in that thread. The callback occurs in the context of the target task and has type signature `ompt_callback_target_data_op_t`.

Restrictions

Restrictions to the `omp_target_alloc` routine are as follows.

- Freeing the storage returned by `omp_target_alloc` with any routine other than `omp_target_free` results in unspecified behavior.
- When called from within a `target` region the effect is unspecified.

C / C++

- Unless the **unified_address** clause appears on a **requires** directive in the compilation unit, pointer arithmetic is not supported on the device pointer returned by **omp_target_alloc**.

C / C++

Cross References

- **target** construct, see Section 2.14.5.
- **omp_get_num_devices** routine, see Section 3.7.4.
- **omp_target_free** routine, see Section 3.8.2.
- **ompt_callback_target_data_op_t** or **ompt_callback_target_data_op_emi_t** callback type, see Section 4.5.2.25.

3.8.2 omp_target_free

Summary

The **omp_target_free** routine frees the device memory allocated by the **omp_target_alloc** routine.

Format

C / C++

```
void omp_target_free(void *device_ptr, int device_num);
```

C / C++

Fortran

```
subroutine omp_target_free(device_ptr, device_num) bind(c)  
use, intrinsic :: iso_c_binding, only : c_ptr, c_int  
type(c_ptr), value :: device_ptr  
integer(c_int), value :: device_num
```

Fortran

Constraints on Arguments

A program that calls **omp_target_free** with a non-null pointer that does not have a value returned from **omp_target_alloc** is non-conforming. The *device_num* argument must be greater than or equal to zero and less than or equal to the result of **omp_get_num_devices()**.

Binding

The binding task set for an **omp_target_free** region is the generating task, which is the *target task* generated by the call to the **omp_target_free** routine.

Effect

The `omp_target_free` routine frees the memory in the device data environment associated with `device_ptr`. If `device_ptr` is `NULL` (or `C_NULL_PTR`, for Fortran), the operation is ignored.

The `omp_target_free` routine executes as if part of a target task that is generated by the call to the routine and that is an included task.

Synchronization must be inserted to ensure that all accesses to `device_ptr` are completed before the call to `omp_target_free`.

Fortran

The `omp_target_free` routine requires an explicit interface and so might not be provided in `omp_lib.h`.

Fortran

Execution Model Events

The `target-data-free-begin` event occurs before a thread initiates a data free on a target device.

The `target-data-free-end` event occurs after a thread initiates a data free on a target device.

Tool Callbacks

A thread dispatches a registered `ompt_callback_target_data_op_emi` callback with `ompt_scope_begin` as its endpoint argument for each occurrence of a `target-data-free-begin` event in that thread. Similarly, a thread dispatches a registered `ompt_callback_target_data_op_emi` callback with `ompt_scope_end` as its endpoint argument for each occurrence of a `target-data-free-end` event in that thread. These callbacks have type signature `ompt_callback_target_data_op_emi_t`.

A thread dispatches a registered `ompt_callback_target_data_op` callback for each occurrence of a `target-data-free-begin` event in that thread. The callback occurs in the context of the target task and has type signature `ompt_callback_target_data_op_t`.

Restrictions

Restrictions to the `omp_target_free` routine are as follows.

- When called from within a `target` region the effect is unspecified.

Cross References

- `target` construct, see Section 2.14.5.
- `omp_get_num_devices` routine, see Section 3.7.4.
- `omp_target_alloc` routine, see Section 3.8.1.
- `ompt_callback_target_data_op_t` or `ompt_callback_target_data_op_emi_t` callback type, see Section 4.5.2.25.

3.8.3 omp_target_is_present

Summary

The `omp_target_is_present` routine tests whether a host pointer refers to storage that is mapped to a given device.

Format

```
int omp_target_is_present(const void *ptr, int device_num);
```

C / C++

```
integer(c_int) function omp_target_is_present(ptr, device_num) &  
    bind(c)  
use, intrinsic :: iso_c_binding, only : c_ptr, c_int  
type(c_ptr), value :: ptr  
integer(c_int), value :: device_num
```

Fortran

Constraints on Arguments

The value of `ptr` must be a valid host pointer or `NULL` (or `C_NULL_PTR`, for Fortran). The `device_num` argument must be greater than or equal to zero and less than or equal to the result of `omp_get_num_devices()`.

Binding

The binding task set for an `omp_target_is_present` region is the encountering task.

Effect

The `omp_target_is_present` routine returns `true` if `device_num` refers to the host device or if `ptr` refers to storage that has corresponding storage in the device data environment of device `device_num`. Otherwise, the routine returns `false`.

Restrictions

Restrictions to the `omp_target_is_present` routine are as follows.

- When called from within a `target` region the effect is unspecified.

Cross References

- `target` construct, see Section 2.14.5.
- `map` clause, see Section 2.21.7.1.
- `omp_get_num_devices` routine, see Section 3.7.4.

3.8.4 `omp_target_is_accessible`

Summary

The `omp_target_is_accessible` routine tests whether host memory is accessible from a given device.

Format

C / C++

```
int omp_target_is_accessible( const void *ptr, size_t size,  
                             int device_num);
```

C / C++

Fortran

```
integer(c_int) function omp_target_is_accessible( &  
          ptr, size, device_num) bind(c)  
use, intrinsic :: iso_c_binding, only : c_ptr, c_size_t, c_int  
type(c_ptr), value :: ptr  
integer(c_size_t), value :: size  
integer(c_int), value :: device_num
```

Fortran

Constraints on Arguments

The value of *ptr* must be a valid host pointer or `NULL` (or `C_NULL_PTR`, for Fortran). The *device_num* argument must be greater than or equal to zero and less than or equal to the result of `omp_get_num_devices()`.

Binding

The binding task set for an `omp_target_is_accessible` region is the encountering task.

Effect

This routine returns *true* if the storage of *size* bytes starting at the address given by *ptr* is accessible from device *device_num*. Otherwise, it returns *false*.

Restrictions

Restrictions to the `omp_target_is_accessible` routine are as follows.

- When called from within a `target` region the effect is unspecified.

Cross References

- `target` construct, see Section [2.14.5](#).
- `omp_get_num_devices` routine, see Section [3.7.4](#).

3.8.5 omp_target_memcpy

Summary

The `omp_target_memcpy` routine copies memory between any combination of host and device pointers.

Format

C / C++

```
int omp_target_memcpy(  
    void *dst,  
    const void *src,  
    size_t length,  
    size_t dst_offset,  
    size_t src_offset,  
    int dst_device_num,  
    int src_device_num  
);
```

C / C++

Fortran

```
integer(c_int) function omp_target_memcpy(dst, src, length, &  
    dst_offset, src_offset, dst_device_num, src_device_num) bind(c)  
use, intrinsic :: iso_c_binding, only : c_ptr, c_int, c_size_t  
type(c_ptr), value :: dst, src  
integer(c_size_t), value :: length, dst_offset, src_offset  
integer(c_int), value :: dst_device_num, src_device_num
```

Fortran

Constraints on Arguments

Each device pointer specified must be valid for the device on the same side of the copy. The `dst_device_num` and `src_device_num` arguments must be greater than or equal to zero and less than or equal to the result of `omp_get_num_devices()`.

Binding

The binding task set for an `omp_target_memcpy` region is the generating task, which is the *target task* generated by the call to the `omp_target_memcpy` routine.

Effect

This routine copies `length` bytes of memory at offset `src_offset` from `src` in the device data environment of device `src_device_num` to `dst` starting at offset `dst_offset` in the device data environment of device `dst_device_num`.

The `omp_target_memcpy` routine executes as if part of a target task that is generated by the call to the routine and that is an included task.

The return value is zero on success and non-zero on failure. This routine contains a task scheduling point.

1 The `omp_target_memcpy` routine requires an explicit interface and so might not be provided in
 2 `omp_lib.h`.

3 Execution Model Events

4 The *target-data-op-begin* event occurs before a thread initiates a data transfer.

5 The *target-data-op-end* event occurs after a thread initiated a data transfer.

6 Tool Callbacks

7 A thread dispatches a registered `ompt_callback_target_data_op_emi` callback with
 8 `ompt_scope_begin` as its endpoint argument for each occurrence of a *target-data-op-begin*
 9 event in that thread. Similarly, a thread dispatches a registered
 10 `ompt_callback_target_data_op_emi` callback with `ompt_scope_end` as its endpoint
 11 argument for each occurrence of a *target-data-op-end* event in that thread. These callbacks have
 12 type signature `ompt_callback_target_data_op_emi_t`.

13 A thread dispatches a registered `ompt_callback_target_data_op` callback for each
 14 occurrence of a *target-data-op-end* event in that thread. The callback occurs in the context of the
 15 target task and has type signature `ompt_callback_target_data_op_t`.

16 Restrictions

17 Restrictions to the `omp_target_memcpy` routine are as follows.

- 18 • When called from within a `target` region the effect is unspecified.

19 Cross References

- 20 • `target` construct, see Section [2.14.5](#).
- 21 • `omp_get_num_devices` routine, see Section [3.7.4](#).
- 22 • `ompt_callback_target_data_op_t` or
 23 `ompt_callback_target_data_op_emi_t` callback type, see Section [4.5.2.25](#).

24 3.8.6 `omp_target_memcpy_rect`

25 Summary

26 The `omp_target_memcpy_rect` routine copies a rectangular subvolume from a
 27 multi-dimensional array to another multi-dimensional array. The `omp_target_memcpy_rect`
 28 routine performs a copy between any combination of host and device pointers.

Format

C / C++

```
1 int omp_target_memcpy_rect(  
2     void *dst,  
3     const void *src,  
4     size_t element_size,  
5     int num_dims,  
6     const size_t *volume,  
7     const size_t *dst_offsets,  
8     const size_t *src_offsets,  
9     const size_t *dst_dimensions,  
10    const size_t *src_dimensions,  
11    int dst_device_num,  
12    int src_device_num  
13 );  
14
```

C / C++

Fortran

```
15 integer(c_int) function omp_target_memcpy_rect(dst,src,element_size, &  
16     num_dims, volume, dst_offsets, src_offsets, dst_dimensions, &  
17     dst_device_num, src_device_num) bind(c)  
18 use, intrinsic :: iso_c_binding, only : c_ptr, c_int, c_size_t  
19 type(c_ptr), value :: dst, src  
20 integer(c_size_t), value :: element_size  
21 integer(c_int), value :: num_dims, dst_device_num, src_device_num  
22 integer(c_size_t), intent(in) :: volume(*), dst_offsets(*), &  
23     src_offsets(*), dst_dimensions(*), src_dimensions(*)
```

Fortran

Constraints on Arguments

Each device pointer specified must be valid for the device on the same side of the copy. The *dst_device_num* and *src_device_num* arguments must be greater than or equal to zero and less than or equal to the result of `omp_get_num_devices()`.

The length of the offset and dimension arrays must be at least the value of *num_dims*. The value of *num_dims* must be between 1 and the implementation-defined limit, which must be at least three.

Fortran

Because the interface binds directly to a C language function the function assumes C memory ordering.

Fortran

Binding

The binding task set for an `omp_target_memcpy_rect` region is the generating task, which is the *target task* generated by the call to the `omp_target_memcpy_rect` routine.

Effect

This routine copies a rectangular subvolume of *src*, in the device data environment of device *src_device_num*, to *dst*, in the device data environment of device *dst_device_num*. The volume is specified in terms of the size of an element, number of dimensions, and constant arrays of length *num_dims*. The maximum number of dimensions supported is at least three; support for higher dimensionality is implementation defined. The *volume* array specifies the length, in number of elements, to copy in each dimension from *src* to *dst*. The *dst_offsets* (*src_offsets*) parameter specifies the number of elements from the origin of *dst* (*src*) in elements. The *dst_dimensions* (*src_dimensions*) parameter specifies the length of each dimension of *dst* (*src*).

The `omp_target_memcpy_rect` routine executes as if part of a target task that is generated by the call to the routine and that is an included task.

The routine returns zero if successful. Otherwise, it returns a non-zero value. The routine contains a task scheduling point.

An application can determine the inclusive number of dimensions supported by an implementation by passing `NULL` pointers for both *dst* and *src*. The routine returns the number of dimensions supported by the implementation for the specified device numbers. No copy operation is performed.

Fortran

The `omp_target_memcpy_rect` routine requires an explicit interface and so might not be provided in `omp_lib.h`.

Fortran

Execution Model Events

The *target-data-op-begin* event occurs before a thread initiates a data transfer.

The *target-data-op-end* event occurs after a thread initiated a data transfer.

Tool Callbacks

A thread dispatches a registered `ompt_callback_target_data_op_emi` callback with `ompt_scope_begin` as its endpoint argument for each occurrence of a *target-data-op-begin* event in that thread. Similarly, a thread dispatches a registered `ompt_callback_target_data_op_emi` callback with `ompt_scope_end` as its endpoint argument for each occurrence of a *target-data-op-end* event in that thread. These callbacks have type signature `ompt_callback_target_data_op_emi_t`.

A thread dispatches a registered `ompt_callback_target_data_op` callback for each occurrence of a *target-data-op-end* event in that thread. The callback occurs in the context of the target task and has type signature `ompt_callback_target_data_op_t`.

Restrictions

Restrictions to the `omp_target_memcpy_rect` routine are as follows.

- When called from within a `target` region the effect is unspecified.

Cross References

- `target` construct, see Section 2.14.5.
- `omp_get_num_devices` routine, see Section 3.7.4.
- `ompt_callback_target_data_op_t` or `ompt_callback_target_data_op_emi_t` callback type, see Section 4.5.2.25.

3.8.7 `omp_target_memcpy_async`

Summary

The `omp_target_memcpy_async` routine asynchronously performs a copy between any combination of host and device pointers.

Format

C / C++

```
int omp_target_memcpy_async(  
    void *dst,  
    const void *src,  
    size_t length,  
    size_t dst_offset,  
    size_t src_offset,  
    int dst_device_num,  
    int src_device_num,  
    int depobj_count,  
    omp_depend_t *depobj_list  
);
```

C / C++

Fortran

```
integer(c_int) function omp_target_memcpy_async(dst, src, length, &  
    dst_offset, src_offset, dst_device_num, src_device_num, &  
    depobj_count, depobj_list) bind(c)  
use, intrinsic :: iso_c_binding, only : c_ptr, c_int, c_size_t  
type(c_ptr), value :: dst, src  
integer(c_size_t), value :: length, dst_offset, src_offset  
integer(c_int), value :: dst_device_num, src_device_num, depobj_count  
integer(omp_depend_kind), optional :: depobj_list(*)
```

Fortran

Constraints on Arguments

Each device pointer specified must be valid for the device on the same side of the copy. The `dst_device_num` and `src_device_num` arguments must be greater than or equal to zero and less than or equal to the result of `omp_get_num_devices()`.

Binding

The binding task set for an `omp_target_memcpy_async` region is the generating task, which is the *target task* generated by the call to the `omp_target_memcpy_async` routine.

Effect

This routine performs an asynchronous memory copy where *length* bytes of memory at offset *src_offset* from *src* in the device data environment of device *src_device_num* are copied to *dst* starting at offset *dst_offset* in the device data environment of device *dst_device_num*.

The `omp_target_memcpy_async` routine executes as if part of a target task that is generated by the call to the routine and for which execution may be deferred.

Task dependences are expressed with zero or more `omp_depend_t` objects. The dependences are specified by passing the number of `omp_depend_t` objects followed by an array of `omp_depend_t` objects. The generated target task is not a dependent task if the program passes in a count of zero for *depobj_count*. *depobj_list* is ignored if the value of *depobj_count* is zero.

The routine returns zero if successful. Otherwise, it returns a non-zero value. The routine contains a task scheduling point.

Fortran

The `omp_target_memcpy_async` routine requires an explicit interface and so might not be provided in `omp_lib.h`.

Fortran

Execution Model Events

The *target-data-op-begin* event occurs before a thread initiates a data transfer.

The *target-data-op-end* event occurs after a thread initiated a data transfer.

Tool Callbacks

A thread dispatches a registered `ompt_callback_target_data_op_emi` callback with `ompt_scope_begin` as its endpoint argument for each occurrence of a *target-data-op-begin* event in that thread. Similarly, a thread dispatches a registered `ompt_callback_target_data_op_emi` callback with `ompt_scope_end` as its endpoint argument for each occurrence of a *target-data-op-end* event in that thread. These callbacks have type signature `ompt_callback_target_data_op_emi_t`.

A thread dispatches a registered `ompt_callback_target_data_op` callback for each occurrence of a *target-data-op-end* event in that thread. The callback occurs in the context of the target task and has type signature `ompt_callback_target_data_op_t`.

Restrictions

Restrictions to the `omp_target_memcpy_async` routine are as follows.

- When called from within a `target` region the effect is unspecified.

Cross References

- `target` construct, see Section 2.14.5.
- Depend objects, see Section 2.19.10.
- `omp_get_num_devices` routine, see Section 3.7.4.
- `ompt_callback_target_data_op_t` or `ompt_callback_target_data_op_emi_t` callback type, see Section 4.5.2.25.

3.8.8 `omp_target_memcpy_rect_async`

Summary

The `omp_target_memcpy_rect_async` routine asynchronously performs a copy between any combination of host and device pointers.

Format

C / C++

```
int omp_target_memcpy_rect_async(  
    void *dst,  
    const void *src,  
    size_t element_size,  
    int num_dims,  
    const size_t *volume,  
    const size_t *dst_offsets,  
    const size_t *src_offsets,  
    const size_t *dst_dimensions,  
    const size_t *src_dimensions,  
    int dst_device_num,  
    int src_device_num,  
    int depobj_count,  
    omp_depend_t *depobj_list  
);
```

C / C++

Fortran

```
integer(c_int) function omp_target_memcpy_rect_async(dst, src, &  
    element_size, num_dims, volume, dst_offsets, src_offsets, &  
    dst_dimensions, src_dimensions, dst_device_num, src_device_num, &  
    depobj_count, depobj_list) bind(c)  
use, intrinsic :: iso_c_binding, only : c_ptr, c_int, c_size_t  
type(c_ptr), value :: dst, src  
integer(c_size_t), value :: element_size  
integer(c_int), value :: num_dims, dst_device_num, src_device_num, &  
    depobj_count
```

```
1 integer(c_size_t), intent(in) :: volume(*), dst_offsets(*), &
2   src_offsets(*), dst_dimensions(*), src_dimensions(*)
3 integer(omp_deproj_kind), optional :: deproj_list(*)
```

Fortran

Constraints on Arguments

Each device pointer specified must be valid for the device on the same side of the copy. The *dst_device_num* and *src_device_num* arguments must be greater than or equal to zero and less than or equal to the result of `omp_get_num_devices()`.

The length of the offset and dimension arrays must be at least the value of *num_dims*. The value of *num_dims* must be between 1 and the implementation-defined limit, which must be at least three.

Fortran

Because the interface binds directly to a C language function the function assumes C memory ordering.

Fortran

Binding

The binding task set for an `omp_target_memcpy_rect_async` region is the generating task, which is the *target task* generated by the call to the `omp_target_memcpy_rect_async` routine.

Effect

This routine copies a rectangular subvolume of *src*, in the device data environment of device *src_device_num*, to *dst*, in the device data environment of device *dst_device_num*. The volume is specified in terms of the size of an element, number of dimensions, and constant arrays of length *num_dims*. The maximum number of dimensions supported is at least three; support for higher dimensionality is implementation defined. The volume array specifies the length, in number of elements, to copy in each dimension from *src* to *dst*. The *dst_offsets* (*src_offsets*) parameter specifies the number of elements from the origin of *dst* (*src*) in elements. The *dst_dimensions* (*src_dimensions*) parameter specifies the length of each dimension of *dst* (*src*).

The `omp_target_memcpy_rect_async` routine executes as if part of a target task that is generated by the call to the routine and for which execution may be deferred.

Task dependences are expressed with zero or more `omp_depend_t` objects. The dependences are specified by passing the number of `omp_depend_t` objects followed by an array of `omp_depend_t` objects. The generated target task is not a dependent task if the program passes in a count of zero for *deproj_count*. *deproj_list* is ignored if the value of *deproj_count* is zero.

The routine returns zero if successful. Otherwise, it returns a non-zero value. The routine contains a task scheduling point.

An application can determine the number of inclusive dimensions supported by an implementation by passing `NULL` pointers (or `C_NULL_PTR`, for Fortran) for both *dst* and *src*. The routine returns

1 the number of dimensions supported by the implementation for the specified device numbers. No
2 copy operation is performed.

Fortran

3 The `omp_target_memcpy_rect_async` routine requires an explicit interface and so might
4 not be provided in `omp_lib.h`.

Fortran

Execution Model Events

5 The *target-data-op-begin* event occurs before a thread initiates a data transfer.

6 The *target-data-op-end* event occurs after a thread initiated a data transfer.

Tool Callbacks

7 A thread dispatches a registered `ompt_callback_target_data_op_emi` callback with
8 `ompt_scope_begin` as its endpoint argument for each occurrence of a *target-data-op-begin*
9 event in that thread. Similarly, a thread dispatches a registered
10 `ompt_callback_target_data_op_emi` callback with `ompt_scope_end` as its endpoint
11 argument for each occurrence of a *target-data-op-end* event in that thread. These callbacks have
12 type signature `ompt_callback_target_data_op_emi_t`.

13 A thread dispatches a registered `ompt_callback_target_data_op` callback for each
14 occurrence of a *target-data-op-end* event in that thread. The callback occurs in the context of the
15 target task and has type signature `ompt_callback_target_data_op_t`.

Restrictions

16 Restrictions to the `omp_target_memcpy_rect_async` routine are as follows.

- 17 • When called from within a **target** region the effect is unspecified.

Cross References

- 18 • **target** construct, see Section 2.14.5.
- 19 • Depend objects, see Section 2.19.10.
- 20 • `omp_get_num_devices` routine, see Section 3.7.4.
- 21 • `ompt_callback_target_data_op_t` or
22 `ompt_callback_target_data_op_emi_t` callback type, see Section 4.5.2.25.

3.8.9 omp_target_associate_ptr

Summary

23 The `omp_target_associate_ptr` routine maps a device pointer, which may be returned
24 from `omp_target_alloc` or implementation-defined runtime routines, to a host pointer.
25
26

Format

C / C++

```
1  int omp_target_associate_ptr(  
2      const void *host_ptr,  
3      const void *device_ptr,  
4      size_t size,  
5      size_t device_offset,  
6      int device_num  
7  );  
8
```

C / C++

Fortran

```
9  integer(c_int) function omp_target_associate_ptr(host_ptr, &  
10     device_ptr, size, device_offset, device_num) bind(c)  
11  use, intrinsic :: iso_c_binding, only : c_ptr, c_size_t, c_int  
12  type(c_ptr), value :: host_ptr, device_ptr  
13  integer(c_size_t), value :: size, device_offset  
14  integer(c_int), value :: device_num
```

Fortran

Constraints on Arguments

The value of *device_ptr* value must be a valid pointer to device memory for the device denoted by the value of *device_num*. The *device_num* argument must be greater than or equal to zero and less than or equal to the result of `omp_get_num_devices()`.

Binding

The binding task set for an `omp_target_associate_ptr` region is the generating task, which is the *target task* generated by the call to the `omp_target_associate_ptr` routine.

Effect

The `omp_target_associate_ptr` routine associates a device pointer in the device data environment of device *device_num* with a host pointer such that when the host pointer appears in a subsequent `map` clause, the associated device pointer is used as the target for data motion associated with that host pointer. The *device_offset* parameter specifies the offset into *device_ptr* that is used as the base address for the device side of the mapping. The reference count of the resulting mapping will be infinite. After being successfully associated, the buffer to which the device pointer points is invalidated and accessing data directly through the device pointer results in unspecified behavior. The pointer can be retrieved for other uses by using the `omp_target_disassociate_ptr` routine to disassociate it .

The `omp_target_associate_ptr` routine executes as if part of a target task that is generated by the call to the routine and that is an included task.

The routine returns zero if successful. Otherwise it returns a non-zero value.

1 Only one device buffer can be associated with a given host pointer value and device number pair.
2 Attempting to associate a second buffer will return non-zero. Associating the same pair of pointers
3 on the same device with the same offset has no effect and returns zero. Associating pointers that
4 share underlying storage will result in unspecified behavior. The **omp_target_is_present**
5 function can be used to test whether a given host pointer has a corresponding variable in the device
6 data environment.

Fortran

7 The **omp_target_associate_ptr** routine requires an explicit interface and so might not be
8 provided in **omp_lib.h**.

Fortran

Execution Model Events

9 The *target-data-associate* event occurs before a thread initiates a device pointer association on a
10 target device.
11

Tool Callbacks

12 A thread dispatches a registered **ompt_callback_target_data_op** callback, or a registered
13 **ompt_callback_target_data_op_emi** callback with **ompt_scope_beginend** as its
14 endpoint argument for each occurrence of a *target-data-associate* event in that thread. These
15 callbacks have type signature **ompt_callback_target_data_op_t** or
16 **ompt_callback_target_data_op_emi_t**, respectively.
17

Restrictions

18 Restrictions to the **omp_target_associate_ptr** routine are as follows.
19

- 20 • When called from within a **target** region the effect is unspecified.

Cross References

- 21 • **target** construct, see Section 2.14.5.
- 22 • **map** clause, see Section 2.21.7.1.
- 23 • **omp_get_num_devices** routine, see Section 3.7.4.
- 24 • **omp_target_alloc** routine, see Section 3.8.1.
- 25 • **omp_target_is_present** routine, see Section 3.8.3.
- 26 • **omp_target_disassociate_ptr** routine, see Section 3.8.10.
- 27 • **omp_get_mapped_ptr** routine, see Section 3.8.11.
- 28 • **ompt_callback_target_data_op_t** or
29 **ompt_callback_target_data_op_emi_t** callback type, see Section 4.5.2.25.
30

3.8.10 `omp_target_disassociate_ptr`

Summary

The `omp_target_disassociate_ptr` removes the associated pointer for a given device from a host pointer.

Format

C / C++

```
int omp_target_disassociate_ptr(const void *ptr, int device_num);
```

C / C++

Fortran

```
integer(c_int) function omp_target_disassociate_ptr(ptr, &  
    device_num) bind(c)  
    use, intrinsic :: iso_c_binding, only : c_ptr, c_int  
    type(c_ptr), value :: ptr  
    integer(c_int), value :: device_num
```

Fortran

Constraints on Arguments

The `device_num` argument must be greater than or equal to zero and less than or equal to the result of `omp_get_num_devices()`.

Binding

The binding task set for an `omp_target_disassociate_ptr` region is the generating task, which is the *target task* generated by the call to the `omp_target_disassociate_ptr` routine.

Effect

The `omp_target_disassociate_ptr` removes the associated device data on device `device_num` from the presence table for host pointer `ptr`. A call to this routine on a pointer that is not `NULL` (or `C_NULL_PTR`, for Fortran) and does not have associated data on the given device results in unspecified behavior. The reference count of the mapping is reduced to zero, regardless of its current value.

The `omp_target_disassociate_ptr` routine executes as if part of a target task that is generated by the call to the routine and that is an included task.

The routine returns zero if successful. Otherwise it returns a non-zero value.

After a call to `omp_target_disassociate_ptr`, the contents of the device buffer are invalidated.

Fortran

The `omp_target_disassociate_ptr` routine requires an explicit interface and so might not be provided in `omp_lib.h`.

Fortran

Execution Model Events

The *target-data-disassociate* event occurs before a thread initiates a device pointer disassociation on a target device.

Tool Callbacks

A thread dispatches a registered `omp_callback_target_data_op` callback, or a registered `omp_callback_target_data_op_emi` callback with `omp_scope_beginend` as its endpoint argument for each occurrence of a *target-data-disassociate* event in that thread. These callbacks have type signature `omp_callback_target_data_op_t` or `omp_callback_target_data_op_emi_t`, respectively.

Restrictions

Restrictions to the `omp_target_disassociate_ptr` routine are as follows.

- When called from within a **target** region the effect is unspecified.

Cross References

- **target** construct, see Section 2.14.5.
- `omp_get_num_devices` routine, see Section 3.7.4.
- `omp_target_associate_ptr` routine, see Section 3.8.9.
- `omp_callback_target_data_op_t` or `omp_callback_target_data_op_emi_t` callback type, see Section 4.5.2.25.

3.8.11 omp_get_mapped_ptr

Summary

The `omp_get_mapped_ptr` routine returns the device pointer that is associated with a host pointer for a given device.

Format

```
void * omp_get_mapped_ptr(const void *ptr, int device_num);
```

C / C++

```
type(c_ptr) function omp_get_mapped_ptr(ptr, &  
    device_num) bind(c)  
use, intrinsic :: iso_c_binding, only : c_ptr, c_int  
type(c_ptr), value :: ptr  
integer(c_int), value :: device_num
```

Fortran

1 **Constraints on Arguments**
2 The *device_num* argument must be greater than or equal to zero and less than or equal to the result
3 of `omp_get_num_devices()`.

4 **Binding**
5 The binding task set for an `omp_get_mapped_ptr` region is the encountering task.

6 **Effect**
7 The `omp_get_mapped_ptr` routine returns the associated device pointer on device *device_num*.
8 A call to this routine for a pointer that is not **NULL** (or **C_NULL_PTR**, for Fortran) and does not
9 have an associated pointer on the given device results in a **NULL** pointer.

10 The routine returns **NULL** (or **C_NULL_PTR**, for Fortran) if unsuccessful. Otherwise it returns the
11 device pointer, which is *ptr* if *device_num* is the value returned by
12 `omp_get_initial_device()`.

13 ▼────────────────── Fortran ───────────────────►
14 The `omp_get_mapped_ptr` routine requires an explicit interface and so might not be provided
in `omp_lib.h`.
14 ▲────────────────── Fortran ───────────────────▲

15 **Execution Model Events**
16 No events are associated with this routine.

17 **Restrictions**
18 Restrictions to the `omp_get_mapped_ptr` routine are as follows.

19

- When called from within a **target** region the effect is unspecified.

20 **Cross References**
21

- `omp_get_num_devices` routine, see Section 3.7.4.
- `omp_get_initial_device` routine, see Section 3.7.7.

3.9 Lock Routines

The OpenMP runtime library includes a set of general-purpose lock routines that can be used for synchronization. These general-purpose lock routines operate on OpenMP locks that are represented by OpenMP lock variables. OpenMP lock variables must be accessed only through the routines described in this section; programs that otherwise access OpenMP lock variables are non-conforming.

An OpenMP lock can be in one of the following states: *uninitialized*; *unlocked*; or *locked*. If a lock is in the *unlocked* state, a task can *set* the lock, which changes its state to *locked*. The task that sets the lock is then said to *own* the lock. A task that owns a lock can *unset* that lock, returning it to the *unlocked* state. A program in which a task unsets a lock that is owned by another task is non-conforming.

Two types of locks are supported: *simple locks* and *nestable locks*. A *nestable lock* can be set multiple times by the same task before being unset; a *simple lock* cannot be set if it is already owned by the task trying to set it. *Simple lock* variables are associated with *simple locks* and can only be passed to *simple lock* routines. *Nestable lock* variables are associated with *nestable locks* and can only be passed to *nestable lock* routines.

Each type of lock can also have a *synchronization hint* that contains information about the intended usage of the lock by the application code. The effect of the hint is implementation defined. An OpenMP implementation can use this hint to select a usage-specific lock, but hints do not change the mutual exclusion semantics of locks. A conforming implementation can safely ignore the hint.

Constraints on the state and ownership of the lock accessed by each of the lock routines are described with the routine. If these constraints are not met, the behavior of the routine is unspecified.

The OpenMP lock routines access a lock variable such that they always read and update the most current value of the lock variable. An OpenMP program does not need to include explicit **flush** directives to ensure that the lock variable's value is consistent among different tasks.

Binding

The binding thread set for all lock routine regions is all threads in the contention group. As a consequence, for each OpenMP lock, the lock routine effects relate to all tasks that call the routines, without regard to which teams in the contention group the threads that are executing the tasks belong.

Simple Lock Routines

▼ C / C++ ▼

The type `omp_lock_t` represents a simple lock. For the following routines, a simple lock variable must be of `omp_lock_t` type. All simple lock routines require an argument that is a pointer to a variable of type `omp_lock_t`.

▲ C / C++ ▲

Fortran

1 For the following routines, a simple lock variable must be an integer variable of
2 **kind=omp_lock_kind**.

Fortran

3 The simple lock routines are as follows:

- 4 • The **omp_init_lock** routine initializes a simple lock;
- 5 • The **omp_init_lock_with_hint** routine initializes a simple lock and attaches a hint to it;
- 6 • The **omp_destroy_lock** routine uninitializes a simple lock;
- 7 • The **omp_set_lock** routine waits until a simple lock is available and then sets it;
- 8 • The **omp_unset_lock** routine unsets a simple lock; and
- 9 • The **omp_test_lock** routine tests a simple lock and sets it if it is available.

Nestable Lock Routines

C / C++

11 The type **omp_nest_lock_t** represents a nestable lock. For the following routines, a nestable
12 lock variable must be of **omp_nest_lock_t** type. All nestable lock routines require an
13 argument that is a pointer to a variable of type **omp_nest_lock_t**.

C / C++

Fortran

14 For the following routines, a nestable lock variable must be an integer variable of
15 **kind=omp_nest_lock_kind**.

Fortran

16 The nestable lock routines are as follows:

- 17 • The **omp_init_nest_lock** routine initializes a nestable lock;
- 18 • The **omp_init_nest_lock_with_hint** routine initializes a nestable lock and attaches a
19 hint to it;
- 20 • The **omp_destroy_nest_lock** routine uninitializes a nestable lock;
- 21 • The **omp_set_nest_lock** routine waits until a nestable lock is available and then sets it;
- 22 • The **omp_unset_nest_lock** routine unsets a nestable lock; and
- 23 • The **omp_test_nest_lock** routine tests a nestable lock and sets it if it is available.

Restrictions

24 Restrictions to OpenMP lock routines are as follows:

- 25 • The use of the same OpenMP lock in different contention groups results in unspecified behavior.

3.9.1 `omp_init_lock` and `omp_init_nest_lock`

Summary

These routines initialize an OpenMP lock without a hint.

Format

C / C++

```
void omp_init_lock(omp_lock_t *lock);  
void omp_init_nest_lock(omp_nest_lock_t *lock);
```

C / C++

Fortran

```
subroutine omp_init_lock(svar)  
integer (kind=omp_lock_kind) svar  
  
subroutine omp_init_nest_lock(nvar)  
integer (kind=omp_nest_lock_kind) nvar
```

Fortran

Constraints on Arguments

A program that accesses a lock that is not in the uninitialized state through either routine is non-conforming.

Effect

The effect of these routines is to initialize the lock to the unlocked state; that is, no task owns the lock. In addition, the nesting count for a nestable lock is set to zero.

Execution Model Events

The *lock-init* event occurs in a thread that executes an `omp_init_lock` region after initialization of the lock, but before it finishes the region. The *nest-lock-init* event occurs in a thread that executes an `omp_init_nest_lock` region after initialization of the lock, but before it finishes the region.

Tool Callbacks

A thread dispatches a registered `ompt_callback_lock_init` callback with `omp_sync_hint_none` as the *hint* argument and `ompt_mutex_lock` as the *kind* argument for each occurrence of a *lock-init* event in that thread. Similarly, a thread dispatches a registered `ompt_callback_lock_init` callback with `omp_sync_hint_none` as the *hint* argument and `ompt_mutex_nest_lock` as the *kind* argument for each occurrence of a *nest-lock-init* event in that thread. These callbacks have the type signature `ompt_callback_mutex_acquire_t` and occur in the task that encounters the routine.

Cross References

- `ompt_callback_mutex_acquire_t`, see Section 4.5.2.14.

3.9.2 `omp_init_lock_with_hint` and `omp_init_nest_lock_with_hint`

Summary

These routines initialize an OpenMP lock with a hint. The effect of the hint is implementation-defined. The OpenMP implementation can ignore the hint without changing program semantics.

Format

C / C++

```
void omp_init_lock_with_hint(  
    omp_lock_t *lock,  
    omp_sync_hint_t hint  
);  
void omp_init_nest_lock_with_hint(  
    omp_nest_lock_t *lock,  
    omp_sync_hint_t hint  
);
```

C / C++

Fortran

```
subroutine omp_init_lock_with_hint(svar, hint)  
integer (kind=omp_lock_kind) svar  
integer (kind=omp_sync_hint_kind) hint  
  
subroutine omp_init_nest_lock_with_hint(nvar, hint)  
integer (kind=omp_nest_lock_kind) nvar  
integer (kind=omp_sync_hint_kind) hint
```

Fortran

Constraints on Arguments

A program that accesses a lock that is not in the uninitialized state through either routine is non-conforming.

The second argument passed to these routines (*hint*) is a hint as described in Section 2.19.12.

Effect

The effect of these routines is to initialize the lock to the unlocked state and, optionally, to choose a specific lock implementation based on the hint. After initialization no task owns the lock. In addition, the nesting count for a nestable lock is set to zero.

Execution Model Events

The *lock-init-with-hint* event occurs in a thread that executes an `omp_init_lock_with_hint` region after initialization of the lock, but before it finishes the region. The *nest-lock-init-with-hint* event occurs in a thread that executes an `omp_init_nest_lock` region after initialization of the lock, but before it finishes the region.

Tool Callbacks

A thread dispatches a registered `ompt_callback_lock_init` callback with the same value for its *hint* argument as the *hint* argument of the call to `omp_init_lock_with_hint` and `omp_mutex_lock` as the *kind* argument for each occurrence of a *lock-init-with-hint* event in that thread. Similarly, a thread dispatches a registered `ompt_callback_lock_init` callback with the same value for its *hint* argument as the *hint* argument of the call to `omp_init_nest_lock_with_hint` and `omp_mutex_nest_lock` as the *kind* argument for each occurrence of a *nest-lock-init-with-hint* event in that thread. These callbacks have the type signature `ompt_callback_mutex_acquire_t` and occur in the task that encounters the routine.

Cross References

- Synchronization Hints, see Section 2.19.12.
- `ompt_callback_mutex_acquire_t`, see Section 4.5.2.14.

3.9.3 `omp_destroy_lock` and `omp_destroy_nest_lock`

Summary

These routines ensure that the OpenMP lock is uninitialized.

Format

C / C++

```
void omp_destroy_lock(omp_lock_t *lock);  
void omp_destroy_nest_lock(omp_nest_lock_t *lock);
```

C / C++

Fortran

```
subroutine omp_destroy_lock(svar)  
integer (kind=omp_lock_kind) svar  
  
subroutine omp_destroy_nest_lock(nvar)  
integer (kind=omp_nest_lock_kind) nvar
```

Fortran

Constraints on Arguments

A program that accesses a lock that is not in the unlocked state through either routine is non-conforming.

Effect

The effect of these routines is to change the state of the lock to uninitialized.

Execution Model Events

The *lock-destroy* event occurs in a thread that executes an `omp_destroy_lock` region before it finishes the region. The *nest-lock-destroy* event occurs in a thread that executes an `omp_destroy_nest_lock` region before it finishes the region.

Tool Callbacks

A thread dispatches a registered `ompt_callback_lock_destroy` callback with `ompt_mutex_lock` as the *kind* argument for each occurrence of a *lock-destroy* event in that thread. Similarly, a thread dispatches a registered `ompt_callback_lock_destroy` callback with `ompt_mutex_nest_lock` as the *kind* argument for each occurrence of a *nest-lock-destroy* event in that thread. These callbacks have the type signature `ompt_callback_mutex_t` and occur in the task that encounters the routine.

Cross References

- `ompt_callback_mutex_t`, see Section 4.5.2.15.

3.9.4 `omp_set_lock` and `omp_set_nest_lock`

Summary

These routines provide a means of setting an OpenMP lock. The calling task region behaves as if it was suspended until the lock can be set by this task.

Format

C / C++

```
void omp_set_lock(omp_lock_t *lock);  
void omp_set_nest_lock(omp_nest_lock_t *lock);
```

C / C++

Fortran

```
subroutine omp_set_lock(svar)  
integer (kind=omp_lock_kind) svar  
  
subroutine omp_set_nest_lock(nvar)  
integer (kind=omp_nest_lock_kind) nvar
```

Fortran

Constraints on Arguments

A program that accesses a lock that is in the uninitialized state through either routine is non-conforming. A simple lock accessed by `omp_set_lock` that is in the locked state must not be owned by the task that contains the call or deadlock will result.

Effect

Each of these routines has an effect equivalent to suspension of the task that is executing the routine until the specified lock is available.

Note – The semantics of these routines is specified *as if* they serialize execution of the region guarded by the lock. However, implementations may implement them in other ways provided that the isolation properties are respected so that the actual execution delivers a result that could arise from some serialization.

A simple lock is available if it is unlocked. Ownership of the lock is granted to the task that executes the routine.

A nestable lock is available if it is unlocked or if it is already owned by the task that executes the routine. The task that executes the routine is granted, or retains, ownership of the lock, and the nesting count for the lock is incremented.

Execution Model Events

The *lock-acquire* event occurs in a thread that executes an `omp_set_lock` region before the associated lock is requested. The *nest-lock-acquire* event occurs in a thread that executes an `omp_set_nest_lock` region before the associated lock is requested.

The *lock-acquired* event occurs in a thread that executes an `omp_set_lock` region after it acquires the associated lock but before it finishes the region. The *nest-lock-acquired* event occurs in a thread that executes an `omp_set_nest_lock` region if the thread did not already own the lock, after it acquires the associated lock but before it finishes the region.

The *nest-lock-owned* event occurs in a thread when it already owns the lock and executes an `omp_set_nest_lock` region. The event occurs after the nesting count is incremented but before the thread finishes the region.

Tool Callbacks

A thread dispatches a registered `ompt_callback_mutex_acquire` callback for each occurrence of a *lock-acquire* or *nest-lock-acquire* event in that thread. This callback has the type signature `ompt_callback_mutex_acquire_t`.

A thread dispatches a registered `ompt_callback_mutex_acquired` callback for each occurrence of a *lock-acquired* or *nest-lock-acquired* event in that thread. This callback has the type signature `ompt_callback_mutex_t`.

1 A thread dispatches a registered `ompt_callback_nest_lock` callback with
2 `ompt_scope_begin` as its *endpoint* argument for each occurrence of a *nest-lock-owned* event in
3 that thread. This callback has the type signature `ompt_callback_nest_lock_t`.

4 The above callbacks occur in the task that encounters the lock function. The *kind* argument of these
5 callbacks is `ompt_mutex_lock` when the events arise from an `omp_set_lock` region while it
6 is `ompt_mutex_nest_lock` when the events arise from an `omp_set_nest_lock` region.

7 Cross References

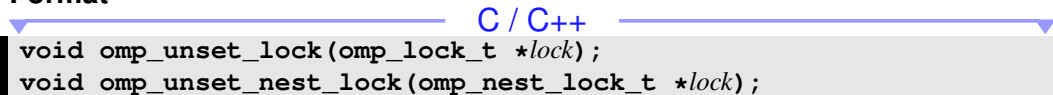
- 8 • `ompt_callback_mutex_acquire_t`, see Section 4.5.2.14.
- 9 • `ompt_callback_mutex_t`, see Section 4.5.2.15.
- 10 • `ompt_callback_nest_lock_t`, see Section 4.5.2.16.

11 3.9.5 `omp_unset_lock` and `omp_unset_nest_lock`

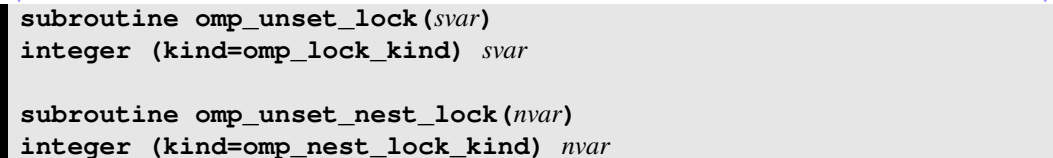
12 Summary

13 These routines provide the means of unsetting an OpenMP lock.

14 Format

15 
16 `void omp_unset_lock(omp_lock_t *lock);`
`void omp_unset_nest_lock(omp_nest_lock_t *lock);`

17 
18 `subroutine omp_unset_lock(svar)`
19 `integer (kind=omp_lock_kind) svar`

20 
21 `subroutine omp_unset_nest_lock(nvar)`
`integer (kind=omp_nest_lock_kind) nvar`

22 Constraints on Arguments

23 A program that accesses a lock that is not in the locked state or that is not owned by the task that
24 contains the call through either routine is non-conforming.

25 Effect

26 For a simple lock, the `omp_unset_lock` routine causes the lock to become unlocked.

27 For a nestable lock, the `omp_unset_nest_lock` routine decrements the nesting count, and
28 causes the lock to become unlocked if the resulting nesting count is zero.

29 For either routine, if the lock becomes unlocked, and if one or more task regions were effectively
30 suspended because the lock was unavailable, the effect is that one task is chosen and given
31 ownership of the lock.

Execution Model Events

The *lock-release* event occurs in a thread that executes an `omp_unset_lock` region after it releases the associated lock but before it finishes the region. The *nest-lock-release* event occurs in a thread that executes an `omp_unset_nest_lock` region after it releases the associated lock but before it finishes the region.

The *nest-lock-held* event occurs in a thread that executes an `omp_unset_nest_lock` region before it finishes the region when the thread still owns the lock after the nesting count is decremented.

Tool Callbacks

A thread dispatches a registered `ompt_callback_mutex_released` callback with `ompt_mutex_lock` as the *kind* argument for each occurrence of a *lock-release* event in that thread. Similarly, a thread dispatches a registered `ompt_callback_mutex_released` callback with `ompt_mutex_nest_lock` as the *kind* argument for each occurrence of a *nest-lock-release* event in that thread. These callbacks have the type signature `ompt_callback_mutex_t` and occur in the task that encounters the routine.

A thread dispatches a registered `ompt_callback_nest_lock` callback with `ompt_scope_end` as its *endpoint* argument for each occurrence of a *nest-lock-held* event in that thread. This callback has the type signature `ompt_callback_nest_lock_t`.

Cross References

- `ompt_callback_mutex_t`, see Section 4.5.2.15.
- `ompt_callback_nest_lock_t`, see Section 4.5.2.16.

3.9.6 `omp_test_lock` and `omp_test_nest_lock`

Summary

These routines attempt to set an OpenMP lock but do not suspend execution of the task that executes the routine.

Format

```

C / C++
int omp_test_lock(omp_lock_t *lock);
int omp_test_nest_lock(omp_nest_lock_t *lock);

C / C++
Fortran
logical function omp_test_lock(svar)
integer (kind=omp_lock_kind) svar

integer function omp_test_nest_lock(nvar)
integer (kind=omp_nest_lock_kind) nvar

Fortran
```

Constraints on Arguments

A program that accesses a lock that is in the uninitialized state through either routine is non-conforming. The behavior is unspecified if a simple lock accessed by `omp_test_lock` is in the locked state and is owned by the task that contains the call.

Effect

These routines attempt to set a lock in the same manner as `omp_set_lock` and `omp_set_nest_lock`, except that they do not suspend execution of the task that executes the routine.

For a simple lock, the `omp_test_lock` routine returns *true* if the lock is successfully set; otherwise, it returns *false*.

For a nestable lock, the `omp_test_nest_lock` routine returns the new nesting count if the lock is successfully set; otherwise, it returns zero.

Execution Model Events

The *lock-test* event occurs in a thread that executes an `omp_test_lock` region before the associated lock is tested. The *nest-lock-test* event occurs in a thread that executes an `omp_test_nest_lock` region before the associated lock is tested.

The *lock-test-acquired* event occurs in a thread that executes an `omp_test_lock` region before it finishes the region if the associated lock was acquired. The *nest-lock-test-acquired* event occurs in a thread that executes an `omp_test_nest_lock` region before it finishes the region if the associated lock was acquired and the thread did not already own the lock.

The *nest-lock-owned* event occurs in a thread that executes an `omp_test_nest_lock` region before it finishes the region after the nesting count is incremented if the thread already owned the lock.

Tool Callbacks

A thread dispatches a registered `ompt_callback_mutex_acquire` callback for each occurrence of a *lock-test* or *nest-lock-test* event in that thread. This callback has the type signature `ompt_callback_mutex_acquire_t`.

A thread dispatches a registered `ompt_callback_mutex_acquired` callback for each occurrence of a *lock-test-acquired* or *nest-lock-test-acquired* event in that thread. This callback has the type signature `ompt_callback_mutex_t`.

A thread dispatches a registered `ompt_callback_nest_lock` callback with `ompt_scope_begin` as its *endpoint* argument for each occurrence of a *nest-lock-owned* event in that thread. This callback has the type signature `ompt_callback_nest_lock_t`.

The above callbacks occur in the task that encounters the lock function. The *kind* argument of these callbacks is `ompt_mutex_test_lock` when the events arise from an `omp_test_lock` region while it is `ompt_mutex_test_nest_lock` when the events arise from an `omp_test_nest_lock` region.

Cross References

- `ompt_callback_mutex_acquire_t`, see Section 4.5.2.14.
- `ompt_callback_mutex_t`, see Section 4.5.2.15.
- `ompt_callback_nest_lock_t`, see Section 4.5.2.16.

3.10 Timing Routines

This section describes routines that support a portable wall clock timer.

3.10.1 `omp_get_wtime`

Summary

The `omp_get_wtime` routine returns elapsed wall clock time in seconds.

Format

		C / C++	
<code>double omp_get_wtime(void);</code>			
		C / C++	
		Fortran	
<code>double precision function omp_get_wtime()</code>			
		Fortran	

Binding

The binding thread set for an `omp_get_wtime` region is the encountering thread. The routine's return value is not guaranteed to be consistent across any set of threads.

Effect

The `omp_get_wtime` routine returns a value equal to the elapsed wall clock time in seconds since some *time-in-the-past*. The actual *time-in-the-past* is arbitrary, but it is guaranteed not to change during the execution of the application program. The time returned is a *per-thread time*, so it is not required to be globally consistent across all threads that participate in an application.

3.10.2 `omp_get_wtick`

Summary

The `omp_get_wtick` routine returns the precision of the timer used by `omp_get_wtime`.

Format

		C / C++	
<code>double omp_get_wtick(void);</code>			
		C / C++	

Fortran

```
double precision function omp_get_wtick()
```

Fortran

Binding

The binding thread set for an `omp_get_wtick` region is the encountering thread. The routine's return value is not guaranteed to be consistent across any set of threads.

Effect

The `omp_get_wtick` routine returns a value equal to the number of seconds between successive clock ticks of the timer used by `omp_get_wtime`.

3.11 Event Routine

This section describes a routine that supports OpenMP event objects.

Binding

The binding thread set for all event routine regions is the encountering thread.

3.11.1 `omp_fulfill_event`

Summary

This routine fulfills and destroys an OpenMP event.

Format

C / C++

```
void omp_fulfill_event(omp_event_handle_t event);
```

C / C++

Fortran

```
subroutine omp_fulfill_event(event)  
integer (kind=omp_event_handle_kind) event
```

Fortran

Constraints on Arguments

A program that calls this routine on an event that was already fulfilled is non-conforming. A program that calls this routine with an event handle that was not created by the `detach` clause is non-conforming.

Effect

The effect of this routine is to fulfill the event associated with the event handle argument. The effect of fulfilling the event will depend on how the event was created. The event is destroyed and cannot be accessed after calling this routine, and the event handle becomes unassociated with any event.

Execution Model Events

The *task-fulfill* event occurs in a thread that executes an `omp_fulfill_event` region before the event is fulfilled if the OpenMP event object was created by a `detach` clause on a task.

Tool Callbacks

A thread dispatches a registered `ompt_callback_task_schedule` callback with `NULL` as its *next_task_data* argument while the argument *prior_task_data* binds to the detached task for each occurrence of a *task-fulfill* event. If the *task-fulfill* event occurs before the detached task finished the execution of the associated *structured-block*, the callback has `ompt_task_early_fulfill` as its *prior_task_status* argument; otherwise the callback has `ompt_task_late_fulfill` as its *prior_task_status* argument. This callback has type signature `ompt_callback_task_schedule_t`.

Cross References

- `detach` clause, see Section 2.12.1.
- `ompt_callback_task_schedule_t`, see Section 4.5.2.10.

▼ C / C++ ▼

3.12 Interoperability Routines

The interoperability routines provide mechanisms to inspect the properties associated with an `omp_interop_t` object. Such objects may be initialized, destroyed or otherwise used by an `interop` construct. Additionally, an `omp_interop_t` object can be initialized to `omp_interop_none`, which is defined to be zero. An `omp_interop_t` object may only be accessed or modified through OpenMP directives and API routines.

An `omp_interop_t` object can be copied without affecting, or copying, the underlying state. Destruction of an `omp_interop_t` object destroys the state to which all copies of the object refer.

OpenMP reserves all negative values for properties, as listed in Table 3.1; implementation-defined properties may use zero and positive values. The special property, `omp_ipr_first`, will always have the lowest property value which may change in future versions of this specification. Valid values and types for the properties that Table 3.1 lists are specified in the *OpenMP Additional Definitions* document or are implementation defined unless otherwise specified.

Table 3.2 lists the return codes used by routines that take an `int* ret_code` argument.

Binding

The binding task set for all interoperability routine regions is the generating task.

TABLE 3.1: Required Values of the `omp_interop_property_t` enum Type

enum name	contexts	name	property
<code>omp_ipr_fr_id = -1</code>	all	<code>fr_id</code>	An <code>intptr_t</code> value that represents the foreign runtime id of context
<code>omp_ipr_fr_name = -2</code>	all	<code>fr_name</code>	C string value that represents the foreign runtime name of context
<code>omp_ipr_vendor = -3</code>	all	<code>vendor</code>	An <code>intptr_t</code> that represents the vendor of context
<code>omp_ipr_vendor_name = -4</code>	all	<code>vendor_name</code>	C string value that represents the vendor of context
<code>omp_ipr_device_num = -5</code>	all	<code>device_num</code>	The OpenMP device ID for the device in the range 0 to <code>omp_get_num_devices()</code> inclusive
<code>omp_ipr_platform = -6</code>	<i>target</i>	<code>platform</code>	A foreign platform handle usually spanning multiple devices
<code>omp_ipr_device = -7</code>	<i>target</i>	<code>device</code>	A foreign device handle
<code>omp_ipr_device_context = -8</code>	<i>target</i>	<code>device_context</code>	A handle to an instance of a foreign device context
<code>omp_ipr_targetsync = -9</code>	<i>targetsync</i>	<code>targetsync</code>	A handle to a synchronization object of a foreign execution context
<code>omp_ipr_first = -9</code>			

TABLE 3.2: Required Values for the `omp_interop_rc_t` enum Type

enum name	description
<code>omp_irc_no_value = 1</code>	Parameters valid, no meaningful value available
<code>omp_irc_success = 0</code>	Successful, value is usable
<code>omp_irc_empty = -1</code>	The object provided is equal to <code>omp_interop_none</code>
<code>omp_irc_out_of_range = -2</code>	Property ID is out of range, see Table 3.1
<code>omp_irc_type_int = -3</code>	Property type is int; use <code>omp_get_interop_int</code>
<code>omp_irc_type_ptr = -4</code>	Property type is pointer; use <code>omp_get_interop_ptr</code>
<code>omp_irc_type_str = -5</code>	Property type is string; use <code>omp_get_interop_str</code>
<code>omp_irc_other = -6</code>	Other error; use <code>omp_get_interop_rc_desc</code>

3.12.1 `omp_get_num_interop_properties`

Summary

The `omp_get_num_interop_properties` routine retrieves the number of implementation-defined properties available for an `omp_interop_t` object.

Format

```
int omp_get_num_interop_properties(const omp_interop_t interop);
```

Effect

The `omp_get_num_interop_properties` routine returns the number of implementation-defined properties available for *interop*. The total number of properties available for *interop* is the returned value minus `omp_ipr_first`.

Cross References

- `interop` construct, see Section 2.15.1.

3.12.2 `omp_get_interop_int`

Summary

The `omp_get_interop_int` routine retrieves an integer property from an `omp_interop_t` object.

Format

```
omp_intptr_t omp_get_interop_int(const omp_interop_t interop,
                                omp_interop_property_t property_id,
                                int *ret_code);
```

Effect

The `omp_get_interop_int` routine returns the requested integer property, if available, and zero if an error occurs or no value is available.

If the *interop* is `omp_interop_none`, an empty error occurs.

If the *property_id* is smaller than `omp_ipr_first` or not smaller than `omp_get_num_interop_properties (interop)`, an out of range error occurs.

If the requested property value is not convertible into an integer value, a type error occurs.

If a non-null pointer is passed to *ret_code*, an `omp_interop_rc_t` value that indicates the return code is stored in the object to which *ret_code* points. If an error occurred, the stored value will be negative and it will match the error as defined in Table 3.2. On success, zero will be stored.

If no error occurred but no meaningful value can be returned, `omp_irc_no_value`, which is one, will be stored.

Restrictions

Restrictions to the `omp_get_interop_int` routine are as follows:

- The behavior of the routine is unspecified if an invalid `omp_interop_t` object is provided.

Cross References

- `interop` construct, see Section 2.15.1.
- `omp_get_num_interop_properties` routine, see Section 3.12.1.

3.12.3 omp_get_interop_ptr**Summary**

The `omp_get_interop_ptr` routine retrieves a pointer property from an `omp_interop_t` object.

Format

```
void* omp_get_interop_ptr(const omp_interop_t interop,
                        omp_interop_property_t property_id,
                        int *ret_code);
```

Effect

The `omp_get_interop_ptr` routine returns the requested pointer property, if available, and `NULL` if an error occurs or no value is available.

If the *interop* is `omp_interop_none`, an empty error occurs.

If the *property_id* is smaller than `omp_ipr_first` or not smaller than `omp_get_num_interop_properties (interop)`, an out of range error occurs.

If the requested property value is not convertible into a pointer value, a type error occurs.

If a non-null pointer is passed to *ret_code*, an `omp_interop_rc_t` value that indicates the return code is stored in the object to which the *ret_code* points. If an error occurred, the stored value will be negative and it will match the error as defined in Table 3.2. On success, zero will be stored. If no error occurred but no meaningful value can be returned, `omp_irc_no_value`, which is one, will be stored.

Restrictions

Restrictions to the `omp_get_interop_ptr` routine are as follows:

- The behavior of the routine is unspecified if an invalid `omp_interop_t` object is provided.
- Memory referenced by the pointer returned by the `omp_get_interop_ptr` routine is managed by the OpenMP implementation and should not be freed or modified.

Cross References

- `interop` construct, see Section 2.15.1.
- `omp_get_num_interop_properties` routine, see Section 3.12.1.

3.12.4 `omp_get_interop_str`

Summary

The `omp_get_interop_str` routine retrieves a string property from an `omp_interop_t` object.

Format

```
const char* omp_get_interop_str(const omp_interop_t interop,
                               omp_interop_property_t property_id,
                               int *ret_code);
```

Effect

The `omp_get_interop_str` routine returns the requested string property as a C string, if available, and `NULL` if an error occurs or no value is available.

If the *interop* is `omp_interop_none`, an empty error occurs.

If the *property_id* is smaller than `omp_ipr_first` or not smaller than `omp_get_num_interop_properties(interop)`, an out of range error occurs.

If the requested property value is not convertible into a string value, a type error occurs.

If a non-null pointer is passed to *ret_code*, an `omp_interop_rc_t` value that indicates the return code is stored in the object to which the *ret_code* points. If an error occurred, the stored value will be negative and it will match the error as defined in Table 3.2. On success, zero will be stored. If no error occurred but no meaningful value can be returned, `omp_irc_no_value`, which is one, will be stored.

Restrictions

Restrictions to the `omp_get_interop_str` routine are as follows:

- The behavior of the routine is unspecified if an invalid `omp_interop_t` object is provided.
- Memory referenced by the pointer returned by the `omp_get_interop_str` routine is managed by the OpenMP implementation and should not be freed or modified.

Cross References

- `interop` construct, see Section 2.15.1.
- `omp_get_num_interop_properties` routine, see Section 3.12.1.

3.12.5 `omp_get_interop_name`

Summary

The `omp_get_interop_name` routine retrieves a property name from an `omp_interop_t` object.

Format

```
const char* omp_get_interop_name(const omp_interop_t interop,
                                omp_interop_property_t property_id)
    ;
```

Effect

The `omp_get_interop_name` routine returns the name of the property identified by `property_id` as a C string.

Property names for non-implementation defined properties are listed in Table 3.1.

If the `property_id` is smaller than `omp_ipr_first` or not smaller than `omp_get_num_interop_properties(interop)`, `NULL` is returned.

Restrictions

Restrictions to the `omp_get_interop_name` routine are as follows:

- The behavior of the routine is unspecified if an invalid object is provided.
- Memory referenced by the pointer returned by the `omp_get_interop_name` routine is managed by the OpenMP implementation and should not be freed or modified.

Cross References

- `interop` construct, see Section 2.15.1.
- `omp_get_num_interop_properties` routine, see Section 3.12.1.

3.12.6 `omp_get_interop_type_desc`

Summary

The `omp_get_interop_type_desc` routine retrieves a description of the type of a property associated with an `omp_interop_t` object.

Format

```
const char* omp_get_interop_type_desc(const omp_interop_t interop,
                                     omp_interop_property_t
                                     property_id);
```

Effect

The `omp_get_interop_type_desc` routine returns a C string that describes the type of the property identified by `property_id` in human-readable form. That may contain a valid C type declaration possibly followed by a description or name of the type.

If `interop` has the value `omp_interop_none`, `NULL` is returned.

If the `property_id` is smaller than `omp_ipr_first` or not smaller than `omp_get_num_interop_properties(interop)`, `NULL` is returned.

Restrictions

Restrictions to the `omp_get_interop_type_desc` routine are as follows:

- The behavior of the routine is unspecified if an invalid object is provided.
- Memory referenced by the pointer returned from the `omp_get_interop_type_desc` routine is managed by the OpenMP implementation and should not be freed or modified.

Cross References

- `interop` construct, see Section 2.15.1.
- `omp_get_num_interop_properties` routine, see Section 3.12.1.

3.12.7 `omp_get_interop_rc_desc`

Summary

The `omp_get_interop_rc_desc` routine retrieves a description of the return code associated with an `omp_interop_t` object.

Format

```
const char* omp_get_interop_rc_desc(const omp_interop_t interop,
                                    omp_interop_rc_t ret_code);
```

Effect

The `omp_get_interop_rc_desc` routine returns a C string that describes the return code `ret_code` in human-readable form.

Restrictions

Restrictions to the `omp_get_interop_rc_desc` routine are as follows:

- The behavior of the routine is unspecified if an invalid object is provided or if `ret_code` was not last written by an interoperability routine invoked with the `omp_interop_t` object `interop`.
- Memory referenced by the pointer returned by the `omp_get_interop_rc_desc` routine is managed by the OpenMP implementation and should not be freed or modified.

Cross References

- `interop` construct, see Section 2.15.1.
- `omp_get_num_interop_properties` routine, see Section 3.12.1.

C / C++

3.13 Memory Management Routines

This section describes routines that support memory management on the current device.

Instances of memory management types must be accessed only through the routines described in this section; programs that otherwise access instances of these types are non-conforming.

3.13.1 Memory Management Types

The following type definitions are used by the memory management routines:

C / C++

```
typedef enum omp_alloctrail_key_t {
    omp_atk_sync_hint = 1,
    omp_atk_alignment = 2,
    omp_atk_access = 3,
    omp_atk_pool_size = 4,
    omp_atk_fallback = 5,
    omp_atk_fb_data = 6,
    omp_atk_pinned = 7,
    omp_atk_partition = 8
} omp_alloctrail_key_t;

typedef enum omp_alloctrail_value_t {
    omp_atv_false = 0,
    omp_atv_true = 1,
    omp_atv_contended = 3,
    omp_atv_uncontended = 4,
    omp_atv_serialized = 5,
```

```

1   omp_atv_sequential = omp_atv_serialized, // (deprecated)
2   omp_atv_private = 6,
3   omp_atv_all = 7,
4   omp_atv_thread = 8,
5   omp_atv_pteam = 9,
6   omp_atv_cgroup = 10,
7   omp_atv_default_mem_fb = 11,
8   omp_atv_null_fb = 12,
9   omp_atv_abort_fb = 13,
10  omp_atv_allocator_fb = 14,
11  omp_atv_environment = 15,
12  omp_atv_nearest = 16,
13  omp_atv_blocked = 17,
14  omp_atv_interleaved = 18
15 } omp_alloctrail_value_t;
16
17 typedef struct omp_alloctrail_t {
18     omp_alloctrail_key_t key;
19     omp_uintptr_t value;
20 } omp_alloctrail_t;

```

← C / C++ →

← Fortran →

```

21
22 integer(kind=omp_alloctrail_key_kind), &
23     parameter :: omp_atk_sync_hint = 1
24 integer(kind=omp_alloctrail_key_kind), &
25     parameter :: omp_atk_alignment = 2
26 integer(kind=omp_alloctrail_key_kind), &
27     parameter :: omp_atk_access = 3
28 integer(kind=omp_alloctrail_key_kind), &
29     parameter :: omp_atk_pool_size = 4
30 integer(kind=omp_alloctrail_key_kind), &
31     parameter :: omp_atk_fallback = 5
32 integer(kind=omp_alloctrail_key_kind), &
33     parameter :: omp_atk_fb_data = 6
34 integer(kind=omp_alloctrail_key_kind), &
35     parameter :: omp_atk_pinned = 7
36 integer(kind=omp_alloctrail_key_kind), &
37     parameter :: omp_atk_partition = 8
38
39 integer(kind=omp_alloctrail_val_kind), &
40     parameter :: omp_atv_default = -1
41 integer(kind=omp_alloctrail_val_kind), &

```

```

1      parameter :: omp_atv_false = 0
2      integer(kind=omp_alloctrail_val_kind), &
3      parameter :: omp_atv_true = 1
4      integer(kind=omp_alloctrail_val_kind), &
5      parameter :: omp_atv_contended = 3
6      integer(kind=omp_alloctrail_val_kind), &
7      parameter :: omp_atv_uncontended = 4
8      integer(kind=omp_alloctrail_val_kind), &
9      parameter :: omp_atv_serialized = 5
10     integer(kind=omp_alloctrail_val_kind), &
11     parameter :: omp_atv_sequential = &
12         omp_atv_serialized ! (deprecated)
13     integer(kind=omp_alloctrail_val_kind), &
14     parameter :: omp_atv_private = 6
15     integer(kind=omp_alloctrail_val_kind), &
16     parameter :: omp_atv_all = 7
17     integer(kind=omp_alloctrail_val_kind), &
18     parameter :: omp_atv_thread = 8
19     integer(kind=omp_alloctrail_val_kind), &
20     parameter :: omp_atv_pteam = 9
21     integer(kind=omp_alloctrail_val_kind), &
22     parameter :: omp_atv_cgroup = 10
23     integer(kind=omp_alloctrail_val_kind), &
24     parameter :: omp_atv_default_mem_fb = 11
25     integer(kind=omp_alloctrail_val_kind), &
26     parameter :: omp_atv_null_fb = 12
27     integer(kind=omp_alloctrail_val_kind), &
28     parameter :: omp_atv_abort_fb = 13
29     integer(kind=omp_alloctrail_val_kind), &
30     parameter :: omp_atv_allocator_fb = 14
31     integer(kind=omp_alloctrail_val_kind), &
32     parameter :: omp_atv_environment = 15
33     integer(kind=omp_alloctrail_val_kind), &
34     parameter :: omp_atv_nearest = 16
35     integer(kind=omp_alloctrail_val_kind), &
36     parameter :: omp_atv_blocked = 17
37     integer(kind=omp_alloctrail_val_kind), &
38     parameter :: omp_atv_interleaved = 18
39
40     ! omp_alloctrail might not be provided in omp_lib.h.
41     type omp_alloctrail
42         integer(kind=omp_alloctrail_key_kind) key
43         integer(kind=omp_alloctrail_val_kind) value

```

```
1 end type omp_alloctrait
2
3 integer(kind=omp_allocator_handle_kind), &
4 parameter :: omp_null_allocator = 0
```

Fortran

3.13.2 omp_init_allocator

Summary

The `omp_init_allocator` routine initializes an allocator and associates it with a memory space.

Format

C / C++

```
10 omp_allocator_handle_t omp_init_allocator (
11     omp_memspace_handle_t memspace,
12     int ntraits,
13     const omp_alloctrait_t traits[]
14 );
```

C / C++

Fortran

```
15 integer(kind=omp_allocator_handle_kind) &
16 function omp_init_allocator ( memspace, ntraits, traits )
17 integer(kind=omp_memspace_handle_kind), intent(in) :: memspace
18 integer, intent(in) :: ntraits
19 type(omp_alloctrait), intent(in) :: traits(*)
```

Fortran

Constraints on Arguments

The *memspace* argument must be one of the predefined memory spaces defined in Table 2.8.

If the *ntraits* argument is greater than zero then the *traits* argument must specify at least that many traits. If it specifies fewer than *ntraits* traits the behavior is unspecified.

Binding

The binding thread set for an `omp_init_allocator` region is all threads on a device. The effect of executing this routine is not related to any specific region that corresponds to any construct or API routine.

Effect

The `omp_init_allocator` routine creates a new allocator that is associated with the *memspace* memory space and returns a handle to it. All allocations through the created allocator will behave according to the allocator traits specified in the *traits* argument. The number of traits in the *traits* argument is specified by the *ntraits* argument. Specifying the same allocator trait more than once results in unspecified behavior. The routine returns a handle for the created allocator. If the special `omp_atv_default` value is used for a given trait, then its value will be the default value specified in Table 2.9 for that given trait.

If *memspace* is `omp_default_mem_space` and the *traits* argument is an empty set this routine will always return a handle to an allocator. Otherwise if an allocator based on the requirements cannot be created then the special `omp_null_allocator` handle is returned.

Restrictions

The restrictions to the `omp_init_allocator` routine are as follows:

- The use of an allocator returned by this routine on a device other than the one on which it was created results in unspecified behavior.
- Unless a `requires` directive with the `dynamic_allocators` clause is present in the same compilation unit, using this routine in a `target` region results in unspecified behavior.

Cross References

- Memory Spaces, see Section 2.13.1.
- Memory Allocators, see Section 2.13.2.

3.13.3 `omp_destroy_allocator`

Summary

The `omp_destroy_allocator` routine releases all resources used by the allocator handle.

Format

```
void omp_destroy_allocator (omp_allocator_handle_t allocator);
```

C / C++

```
subroutine omp_destroy_allocator ( allocator )
```

Fortran

```
integer(kind=omp_allocator_handle_kind),intent(in) :: allocator
```

Fortran

Constraints on Arguments

The *allocator* argument must not represent a predefined memory allocator.

Binding

The binding thread set for an `omp_destroy_allocator` region is all threads on a device. The effect of executing this routine is not related to any specific region that corresponds to any construct or API routine.

Effect

The `omp_destroy_allocator` routine releases all resources used to implement the *allocator* handle.

If *allocator* is `omp_null_allocator` then this routine will have no effect.

Restrictions

The restrictions to the `omp_destroy_allocator` routine are as follows:

- Accessing any memory allocated by the *allocator* after this call results in unspecified behavior.
- Unless a `requires` directive with the `dynamic_allocators` clause is present in the same compilation unit, using this routine in a `target` region results in unspecified behavior.

Cross References

- Memory Allocators, see Section 2.13.2.

3.13.4 `omp_set_default_allocator`

Summary

The `omp_set_default_allocator` routine sets the default memory allocator to be used by allocation calls, `allocate` directives and `allocate` clauses that do not specify an allocator.

Format

C / C++
`void omp_set_default_allocator (omp_allocator_handle_t allocator);`

C / C++
Fortran
`subroutine omp_set_default_allocator (allocator)
integer(kind=omp_allocator_handle_kind),intent(in) :: allocator`
Fortran

Constraints on Arguments

The *allocator* argument must be a valid memory allocator handle.

Binding

The binding task set for an `omp_set_default_allocator` region is the binding implicit task.

Effect

The effect of this routine is to set the value of the *def-allocator-var* ICV of the binding implicit task to the value specified in the *allocator* argument.

Cross References

- *def-allocator-var* ICV, see Section 2.4.
- Memory Allocators, see Section 2.13.2.
- `omp_alloc` routine, see Section 3.13.6.

3.13.5 `omp_get_default_allocator`

Summary

The `omp_get_default_allocator` routine returns a handle to the memory allocator to be used by allocation calls, `allocate` directives and `allocate` clauses that do not specify an allocator.

Format

	C / C++	
<code>omp_allocator_handle_t</code>	<code>omp_get_default_allocator (void);</code>	
	C / C++	
	Fortran	
<code>integer (kind=omp_allocator_handle_kind) &</code>	<code>function omp_get_default_allocator ()</code>	
	Fortran	

Binding

The binding task set for an `omp_get_default_allocator` region is the binding implicit task.

Effect

The effect of this routine is to return the value of the *def-allocator-var* ICV of the binding implicit task.

Cross References

- *def-allocator-var* ICV, see Section 2.4.
- Memory Allocators, see Section 2.13.2.
- `omp_alloc` routine, see Section 3.13.6.

3.13.6 omp_alloc and omp_aligned_alloc

Summary

The `omp_alloc` and `omp_aligned_alloc` routines request a memory allocation from a memory allocator.

Format

C

```
void *omp_alloc(size_t size, omp_allocator_handle_t allocator);
void *omp_aligned_alloc(
    size_t alignment,
    size_t size,
    omp_allocator_handle_t allocator);
```

C

C++

```
void *omp_alloc(
    size_t size,
    omp_allocator_handle_t allocator=omp_null_allocator
);
void *omp_aligned_alloc(
    size_t alignment,
    size_t size,
    omp_allocator_handle_t allocator=omp_null_allocator
);
```

C++

Fortran

```
type(c_ptr) function omp_alloc(size, allocator) bind(c)
use, intrinsic :: iso_c_binding, only : c_ptr, c_size_t
integer(c_size_t), value :: size
integer(omp_allocator_handle_kind), value :: allocator

type(c_ptr) function omp_aligned_alloc(alignment, &
    size, allocator) bind(c)
use, intrinsic :: iso_c_binding, only : c_ptr, c_size_t
integer(c_size_t), value :: alignment, size
integer(omp_allocator_handle_kind), value :: allocator
```

Fortran

Constraints on Arguments

Unless `dynamic_allocators` appears on a `requires` directive in the same compilation unit, `omp_alloc` and `omp_aligned_alloc` invocations that appear in `target` regions must not pass `omp_null_allocator` as the *allocator* argument, which must be a constant expression that evaluates to one of the predefined memory allocator values.

The *alignment* argument to `omp_aligned_alloc` must be a power of two and the *size* argument must be a multiple of *alignment*.

Binding

The binding task set for an `omp_alloc` or `omp_aligned_alloc` region is the generating task.

Effect

The `omp_alloc` and `omp_aligned_alloc` routines request a memory allocation of *size* bytes from the specified memory allocator. If the *allocator* argument is `omp_null_allocator` the memory allocator used by the routines will be the one specified by the *def-allocator-var* ICV of the binding implicit task. Upon success they return a pointer to the allocated memory. Otherwise, the behavior that the `fallback` trait of the allocator specifies will be followed.

If *size* is 0, `omp_alloc` and `omp_aligned_alloc` will return `NULL` (or, `C_NULL_PTR`, for Fortran).

Memory allocated by `omp_alloc` will be byte-aligned to at least the maximum of the alignment required by `malloc` and the `alignment` trait of the allocator.

Memory allocated by `omp_aligned_alloc` will be byte-aligned to at least the maximum of the alignment required by `malloc`, the `alignment` trait of the allocator and the *alignment* argument value.

Fortran

The `omp_alloc` and `omp_aligned_alloc` routines require an explicit interface and so might not be provided in `omp_lib.h`.

Fortran

Cross References

- Memory allocators, see Section [2.13.2](#).

3.13.7 `omp_free`

Summary

The `omp_free` routine deallocates previously allocated memory.

Format

```
void omp_free (void *ptr, omp_allocator_handle_t allocator);
```

C++

```
1 void omp_free(  
2     void *ptr,  
3     omp_allocator_handle_t allocator=omp_null_allocator  
4 );
```

C++

Fortran

```
5 subroutine omp_free(ptr, allocator) bind(c)  
6 use, intrinsic :: iso_c_binding, only : c_ptr  
7 type(c_ptr), value :: ptr  
8 integer(omp_allocator_handle_kind), value :: allocator
```

Fortran

Binding

The binding task set for an **omp_free** region is the generating task.

Effect

The **omp_free** routine deallocates the memory to which *ptr* points. The *ptr* argument must have been returned by an OpenMP allocation routine. If the *allocator* argument is specified it must be the memory allocator to which the allocation request was made. If the *allocator* argument is **omp_null_allocator** the implementation will determine that value automatically.

If *ptr* is **NULL** (or, **C_NULL_PTR**, for Fortran), no operation is performed.

Fortran

The **omp_free** routine requires an explicit interface and so might not be provided in **omp_lib.h**.

Fortran

Restrictions

The restrictions to the **omp_free** routine are as follows:

- Using **omp_free** on memory that was already deallocated or that was allocated by an allocator that has already been destroyed with **omp_destroy_allocator** results in unspecified behavior.

Cross References

- Memory allocators, see Section [2.13.2](#).

3.13.8 `omp_calloc` and `omp_aligned_calloc`

Summary

The `omp_calloc` and `omp_aligned_calloc` routines request a zero initialized memory allocation from a memory allocator.

Format

C

```
void *omp_calloc(  
    size_t nmemb,  
    size_t size,  
    omp_allocator_handle_t allocator  
);  
void *omp_aligned_calloc(  
    size_t alignment,  
    size_t nmemb,  
    size_t size,  
    omp_allocator_handle_t allocator  
);
```

C

C++

```
void *omp_calloc(  
    size_t nmemb,  
    size_t size,  
    omp_allocator_handle_t allocator=omp_null_allocator  
);  
void *omp_aligned_calloc(  
    size_t alignment,  
    size_t nmemb,  
    size_t size,  
    omp_allocator_handle_t allocator=omp_null_allocator  
);
```

C++

Fortran

```
1 type(c_ptr) function omp_malloc(nmemb, size, allocator) bind(c)
2 use, intrinsic :: iso_c_binding, only : c_ptr, c_size_t
3 integer(c_size_t), value :: nmemb, size
4 integer(omp_allocator_handle_kind), value :: allocator
5
6 type(c_ptr) function omp_aligned_malloc(alignment, nmemb, size, &
7     allocator) bind(c)
8 use, intrinsic :: iso_c_binding, only : c_ptr, c_size_t
9 integer(c_size_t), value :: alignment, nmemb, size
10 integer(omp_allocator_handle_kind), value :: allocator
```

Fortran

Constraints on Arguments

Unless **dynamic_allocators** appears on a **requires** directive in the same compilation unit, **omp_malloc** and **omp_aligned_malloc** invocations that appear in **target** regions must not pass **omp_null_allocator** as the *allocator* argument, which must be a constant expression that evaluates to one of the predefined memory allocator values.

The *alignment* argument to **omp_aligned_malloc** must be a power of two and the *size* argument must be a multiple of *alignment*.

Binding

The binding task set for an **omp_malloc** or **omp_aligned_malloc** region is the generating task.

Effect

The **omp_malloc** and **omp_aligned_malloc** routines request a memory allocation from the specified memory allocator for an array of *nmemb* elements each of which has a size of *size* bytes. If the *allocator* argument is **omp_null_allocator** the memory allocator used by the routines will be the one specified by the *def-allocator-var* ICV of the binding implicit task. Upon success they return a pointer to the allocated memory. Otherwise, the behavior that the **fallback** trait of the allocator specifies will be followed. Any memory allocated by these routines will be set to zero before returning.

If either *nmemb* or *size* is 0, **omp_malloc** will return **NULL** (or, **C_NULL_PTR**, for Fortran).

Memory allocated by **omp_malloc** will be byte-aligned to at least the maximum of the alignment required by **malloc** and the **alignment** trait of the allocator.

Memory allocated by **omp_aligned_malloc** will be byte-aligned to at least the maximum of the alignment required by **malloc**, the **alignment** trait of the allocator and the *alignment* argument value.

Fortran

1 The `omp_malloc` and `omp_aligned_malloc` routines require an explicit interface and so
2 might not be provided in `omp_lib.h`.

Fortran

Cross References

- Memory allocators, see Section 2.13.2.

3.13.9 `omp_realloc`

Summary

7 The `omp_realloc` routine deallocates previously allocated memory and requests a memory
8 allocation from a memory allocator.

Format

C

```
10 void *omp_realloc(  
11     void *ptr,  
12     size_t size,  
13     omp_allocator_handle_t allocator,  
14     omp_allocator_handle_t free_allocator  
15 );
```

C

C++

```
16 void *omp_realloc(  
17     void *ptr,  
18     size_t size,  
19     omp_allocator_handle_t allocator=omp_null_allocator,  
20     omp_allocator_handle_t free_allocator=omp_null_allocator  
21 );
```

C++

Fortran

```
22 type(c_ptr) &  
23 function omp_realloc(ptr, size, allocator, free_allocator) bind(c)  
24 use, intrinsic :: iso_c_binding, only : c_ptr, c_size_t  
25 type(c_ptr), value :: ptr  
26 integer(c_size_t), value :: size  
27 integer(omp_allocator_handle_kind), value :: allocator, free_allocator
```

Fortran

Constraints on Arguments

Unless a **dynamic_allocators** clause appears on a **requires** directive in the same compilation unit, **omp_realloc** invocations that appear in **target** regions must not pass **omp_null_allocator** as the *allocator* or *free_allocator* argument, which must be constant expressions that evaluate to one of the predefined memory allocator values.

Binding

The binding task set for an **omp_realloc** region is the generating task.

Effect

The **omp_realloc** routine deallocates the memory to which *ptr* points and requests a new memory allocation of *size* bytes from the specified memory allocator. If the *free_allocator* argument is specified, it must be the memory allocator to which the previous allocation request was made. If the *free_allocator* argument is **omp_null_allocator** the implementation will determine that value automatically. If the *allocator* argument is **omp_null_allocator** the behavior is as if the memory allocator that allocated the memory to which *ptr* argument points is passed to the *allocator* argument. Upon success it returns a (possibly moved) pointer to the allocated memory and the contents of the new object shall be the same as that of the old object prior to deallocation, up to the minimum size of old allocated size and *size*. Any bytes in the new object beyond the old allocated size will have unspecified values. If the allocation failed, the behavior that the **fallback** trait of the *allocator* specifies will be followed.

If *ptr* is **NULL** (or, **C_NULL_PTR**, for Fortran), **omp_realloc** will behave the same as **omp_alloc** with the same *size* and *allocator* arguments.

If *size* is 0, **omp_realloc** will return **NULL** (or, **C_NULL_PTR**, for Fortran) and the old allocation will be deallocated.

If *size* is not 0, the old allocation will be deallocated if and only if the function returns a non-**NULL** value (or, a non-**C_NULL_PTR** value, for Fortran).

Memory allocated by **omp_realloc** will be byte-aligned to at least the maximum of the alignment required by **malloc** and the **alignment** trait of the allocator.

▼ Fortran ▲

The **omp_realloc** routine requires an explicit interface and so might not be provided in **omp_lib.h**.

▲ Fortran ▼

Restrictions

The restrictions to the **omp_realloc** routine are as follows:

- The *ptr* argument must have been returned by an OpenMP allocation routine.
- Using **omp_realloc** on memory that was already deallocated or that was allocated by an allocator that has already been destroyed with **omp_destroy_allocator** results in unspecified behavior.

Cross References

- Memory allocators, see Section [2.13.2](#).

3.14 Tool Control Routine

Summary

The `omp_control_tool` routine enables a program to pass commands to an active tool.

Format

C / C++
`int omp_control_tool(int command, int modifier, void *arg);`

C / C++

Fortran

Fortran
`integer function omp_control_tool(command, modifier)
integer (kind=omp_control_tool_kind) command
integer modifier`

Fortran

Constraints on Arguments

The following enumeration type defines four standard commands. Table [3.3](#) describes the actions that these commands request from a tool.

C / C++
`typedef enum omp_control_tool_t {
 omp_control_tool_start = 1,
 omp_control_tool_pause = 2,
 omp_control_tool_flush = 3,
 omp_control_tool_end = 4
} omp_control_tool_t;`

C / C++

Fortran

Fortran
`integer (kind=omp_control_tool_kind), &
 parameter :: omp_control_tool_start = 1
integer (kind=omp_control_tool_kind), &
 parameter :: omp_control_tool_pause = 2
integer (kind=omp_control_tool_kind), &
 parameter :: omp_control_tool_flush = 3
integer (kind=omp_control_tool_kind), &
 parameter :: omp_control_tool_end = 4`

Fortran

1 Tool-specific values for *command* must be greater or equal to 64. Tools must ignore *command*
2 values that they are not explicitly designed to handle. Other values accepted by a tool for *command*,
3 and any values for *modifier* and *arg* are tool-defined.

TABLE 3.3: Standard Tool Control Commands

Command	Action
<code>omp_control_tool_start</code>	Start or restart monitoring if it is off. If monitoring is already on, this command is idempotent. If monitoring has already been turned off permanently, this command will have no effect.
<code>omp_control_tool_pause</code>	Temporarily turn monitoring off. If monitoring is already off, it is idempotent.
<code>omp_control_tool_flush</code>	Flush any data buffered by a tool. This command may be applied whether monitoring is on or off.
<code>omp_control_tool_end</code>	Turn monitoring off permanently; the tool finalizes itself and flushes all output.

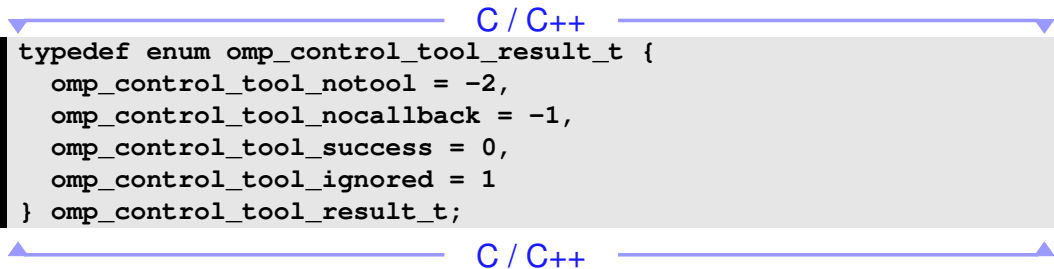
4 Binding

5 The binding task set for an `omp_control_tool` region is the generating task.

6 Effect

7 An OpenMP program may use `omp_control_tool` to pass commands to a tool. An application
8 can use `omp_control_tool` to request that a tool starts or restarts data collection when a code
9 region of interest is encountered, that a tool pauses data collection when leaving the region of
10 interest, that a tool flushes any data that it has collected so far, or that a tool ends data collection.
11 Additionally, `omp_control_tool` can be used to pass tool-specific commands to a particular
12 tool.

13 The following types correspond to return values from `omp_control_tool`:

```
14  C / C++  
15 typedef enum omp_control_tool_result_t {  
16     omp_control_tool_notool = -2,  
17     omp_control_tool_nocallback = -1,  
18     omp_control_tool_success = 0,  
19     omp_control_tool_ignored = 1  
20 } omp_control_tool_result_t;
```


Fortran

```
1 integer (kind=omp_control_tool_result_kind), &  
2     parameter :: omp_control_tool_notool = -2  
3 integer (kind=omp_control_tool_result_kind), &  
4     parameter :: omp_control_tool_nocallback = -1  
5 integer (kind=omp_control_tool_result_kind), &  
6     parameter :: omp_control_tool_success = 0  
7 integer (kind=omp_control_tool_result_kind), &  
8     parameter :: omp_control_tool_ignored = 1
```

Fortran

9 If the OMPT interface state is inactive, the OpenMP implementation returns
10 **omp_control_tool_notool**. If the OMPT interface state is active, but no callback is
11 registered for the *tool-control* event, the OpenMP implementation returns
12 **omp_control_tool_nocallback**. An OpenMP implementation may return other
13 implementation-defined negative values strictly smaller than -64; an application may assume that
14 any negative return value indicates that a tool has not received the command. A return value of
15 **omp_control_tool_success** indicates that the tool has performed the specified command. A
16 return value of **omp_control_tool_ignored** indicates that the tool has ignored the specified
17 command. A tool may return other positive values strictly greater than 64 that are tool-defined.

18 Execution Model Events

19 The *tool-control* event occurs in the thread that encounters a call to **omp_control_tool** at a
20 point inside its corresponding OpenMP region.

21 Tool Callbacks

22 A thread dispatches a registered **ompt_callback_control_tool** callback for each
23 occurrence of a *tool-control* event. The callback executes in the context of the call that occurs in the
24 user program and has type signature **ompt_callback_control_tool_t**. The callback may
25 return any non-negative value, which will be returned to the application by the OpenMP
26 implementation as the return value of the **omp_control_tool** call that triggered the callback.

27 Arguments passed to the callback are those passed by the user to **omp_control_tool**. If the
28 call is made in Fortran, the tool will be passed **NULL** as the third argument to the callback. If any of
29 the four standard commands is presented to a tool, the tool will ignore the *modifier* and *arg*
30 argument values.

31 Restrictions

32 Restrictions on access to the state of an OpenMP first-party tool are as follows:

- 33 • An application may access the tool state modified by an OMPT callback only by using
34 **omp_control_tool**.

Cross References

- OMPT Interface, see Chapter 4
- `ompt_callback_control_tool_t`, see Section 4.5.2.29.

3.15 Environment Display Routine

Summary

The `omp_display_env` routine displays the OpenMP version number and the initial values of ICVs associated with the environment variables described in Chapter 6.

Format

```
void omp_display_env(int verbose);
```

C / C++

```
subroutine omp_display_env(verbose)
logical, intent(in) :: verbose
```

Fortran

Binding

The binding thread set for an `omp_display_env` region is the encountering thread.

Effect

Each time the `omp_display_env` routine is invoked, the runtime system prints the OpenMP version number and the initial values of the ICVs associated with the environment variables described in Chapter 6. The displayed values are the values of the ICVs after they have been modified according to the environment variable settings and before the execution of any OpenMP construct or API routine.

The display begins with "OPENMP DISPLAY ENVIRONMENT BEGIN", followed by the `_OPENMP` version macro (or the `openmp_version` named constant for Fortran) and ICV values, in the format `NAME '=' VALUE`. `NAME` corresponds to the macro or environment variable name, optionally prepended with a bracketed `DEVICE`. `VALUE` corresponds to the value of the macro or ICV associated with this environment variable. Values are enclosed in single quotes. `DEVICE` corresponds to the device on which the value of the ICV is applied. The display is terminated with "OPENMP DISPLAY ENVIRONMENT END".

For the `OMP_NESTED` environment variable, the printed value is *true* if the `max-active-levels-var` ICV is initialized to a value greater than 1; otherwise the printed value is *false*. The `OMP_NESTED` environment variable has been deprecated.

1 If the *verbose* argument is set to 0 (or *false* in Fortran), the runtime displays the OpenMP version
2 number defined by the `_OPENMP` version macro (or the `openmp_version` named constant for
3 Fortran) value and the initial ICV values for the environment variables listed in Chapter 6. If the
4 *verbose* argument is set to 1 (or *true* for Fortran), the runtime may also display the values of
5 vendor-specific ICVs that may be modified by vendor-specific environment variables.

6 Example output:

```
7 OPENMP DISPLAY ENVIRONMENT BEGIN  
8   _OPENMP='202011'  
9   [host] OMP_SCHEDULE='GUIDED,4'  
10  [host] OMP_NUM_THREADS='4,3,2'  
11  [device] OMP_NUM_THREADS='2'  
12  [host,device] OMP_DYNAMIC='TRUE'  
13  [host] OMP_PLACES='{0:4},{4:4},{8:4},{12:4}'  
14  ...  
15 OPENMP DISPLAY ENVIRONMENT END
```

16 Cross References

- 17 • `OMP_DISPLAY_ENV` environment variable, see Section [6.12](#).

This page intentionally left blank

4 OMPT Interface

This chapter describes OMPT, which is an interface for *first-party* tools. *First-party* tools are linked or loaded directly into the OpenMP program. OMPT defines mechanisms to initialize a tool, to examine OpenMP state associated with an OpenMP thread, to interpret the call stack of an OpenMP thread, to receive notification about OpenMP *events*, to trace activity on OpenMP target devices, to assess implementation-dependent details of an OpenMP implementation (such as supported states and mutual exclusion implementations), and to control a tool from an OpenMP application.

4.1 OMPT Interfaces Definitions

▼ C / C++ ▼

A compliant implementation must supply a set of definitions for the OMPT runtime entry points, OMPT callback signatures, and the special data types of their parameters and return values. These definitions, which are listed throughout this chapter, and their associated declarations shall be provided in a header file named `ompt-tools.h`. In addition, the set of definitions may specify other implementation-specific values.

The `ompt_start_tool` function is an external function with C linkage.

▲ C / C++ ▲

4.2 Activating a First-Party Tool

To activate a tool, an OpenMP implementation first determines whether the tool should be initialized. If so, the OpenMP implementation invokes the initializer of the tool, which enables the tool to prepare to monitor execution on the host. The tool may then also arrange to monitor computation that executes on target devices. This section explains how the tool and an OpenMP implementation interact to accomplish these tasks.

4.2.1 `ompt_start_tool`

Summary

In order to use the OMPT interface provided by an OpenMP implementation, a tool must implement the `ompt_start_tool` function, through which the OpenMP implementation initializes the tool.

Format

```
omp_t_start_tool_result_t *omp_t_start_tool(  
    unsigned int omp_version,  
    const char *runtime_version  
);
```

Description

For a tool to use the OMPT interface that an OpenMP implementation provides, the tool must define a globally-visible implementation of the function `omp_t_start_tool`. The tool indicates that it will use the OMPT interface that an OpenMP implementation provides by returning a non-null pointer to an `omp_t_start_tool_result_t` structure from the `omp_t_start_tool` implementation that it provides. The `omp_t_start_tool_result_t` structure contains pointers to tool initialization and finalization callbacks as well as a tool data word that an OpenMP implementation must pass by reference to these callbacks. A tool may return `NULL` from `omp_t_start_tool` to indicate that it will not use the OMPT interface in a particular execution.

A tool may use the `omp_version` argument to determine if it is compatible with the OMPT interface that the OpenMP implementation provides.

Description of Arguments

The argument `omp_version` is the value of the `_OPENMP` version macro associated with the OpenMP API implementation. This value identifies the OpenMP API version that an OpenMP implementation supports, which specifies the version of the OMPT interface that it supports.

The argument `runtime_version` is a version string that unambiguously identifies the OpenMP implementation.

Constraints on Arguments

The argument `runtime_version` must be an immutable string that is defined for the lifetime of a program execution.

Effect

If a tool returns a non-null pointer to an `omp_t_start_tool_result_t` structure, an OpenMP implementation will call the tool initializer specified by the `initialize` field in this structure before beginning execution of any OpenMP construct or completing execution of any environment routine invocation; the OpenMP implementation will call the tool finalizer specified by the `finalize` field in this structure when the OpenMP implementation shuts down.

Cross References

- `omp_t_start_tool_result_t`, see Section 4.4.1.

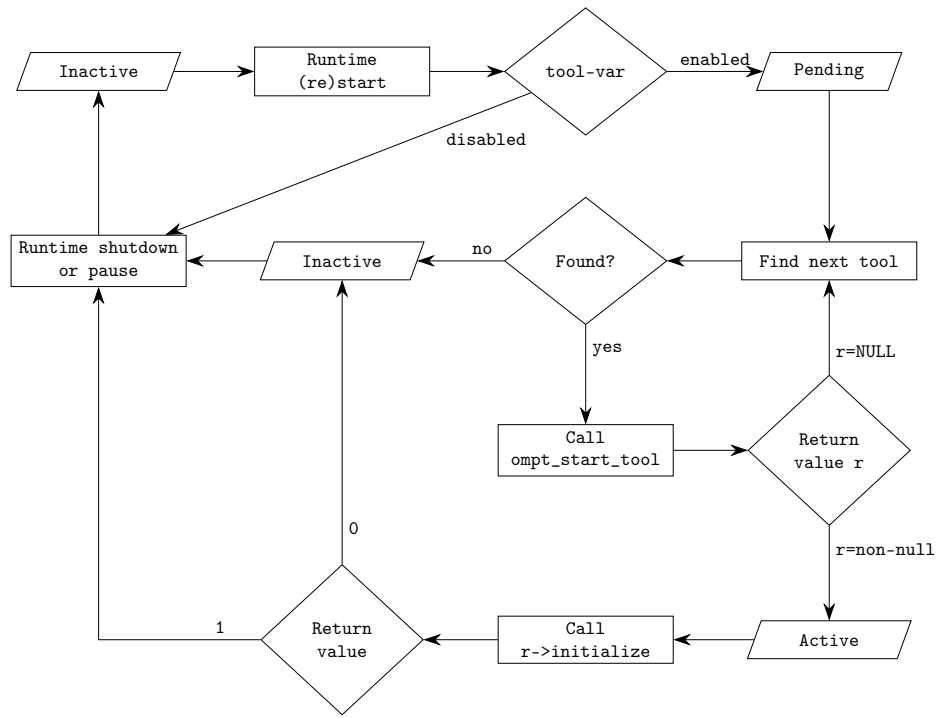


FIGURE 4.1: First-Party Tool Activation Flow Chart

4.2.2 Determining Whether a First-Party Tool Should be Initialized

An OpenMP implementation examines the *tool-var* ICV as one of its first initialization steps. If the value of *tool-var* is *disabled*, the initialization continues without a check for the presence of a tool and the functionality of the OMPT interface will be unavailable as the program executes. In this case, the OMPT interface state remains *inactive*.

Otherwise, the OMPT interface state changes to *pending* and the OpenMP implementation activates any first-party tool that it finds. A tool can provide a definition of `ompt_start_tool` to an OpenMP implementation in three ways:

- By statically-linking its definition of `ompt_start_tool` into an OpenMP application;
- By introducing a dynamically-linked library that includes its definition of `ompt_start_tool` into the application's address space; or
- By providing, in the *tool-libraries-var* ICV, the name of a dynamically-linked library that is appropriate for the architecture and operating system used by the application and that includes a definition of `ompt_start_tool`.

1 If the value of *tool-var* is *enabled*, the OpenMP implementation must check if a tool has provided
2 an implementation of `ompt_start_tool`. The OpenMP implementation first checks if a
3 tool-provided implementation of `ompt_start_tool` is available in the address space, either
4 statically-linked into the application or in a dynamically-linked library loaded in the address space.
5 If multiple implementations of `ompt_start_tool` are available, the OpenMP implementation
6 will use the first tool-provided implementation of `ompt_start_tool` that it finds.

7 If the implementation does not find a tool-provided implementation of `ompt_start_tool` in the
8 address space, it consults the *tool-libraries-var* ICV, which contains a (possibly empty) list of
9 dynamically-linked libraries. As described in detail in Section 6.19, the libraries in
10 *tool-libraries-var* are then searched for the first usable implementation of `ompt_start_tool`
11 that one of the libraries in the list provides.

12 If the implementation finds a tool-provided definition of `ompt_start_tool`, it invokes that
13 method; if a `NULL` pointer is returned, the OMPT interface state remains *pending* and the
14 implementation continues to look for implementations of `ompt_start_tool`; otherwise a
15 non-null pointer to an `ompt_start_tool_result_t` structure is returned, the OMPT
16 interface state changes to *active* and the OpenMP implementation makes the OMPT interface
17 available as the program executes. In this case, as the OpenMP implementation completes its
18 initialization, it initializes the OMPT interface.

19 If no tool can be found, the OMPT interface state changes to *inactive*.

20 Cross References

- 21 • *tool-libraries-var* ICV, see Section 2.4.
- 22 • *tool-var* ICV, see Section 2.4.
- 23 • `ompt_start_tool` function, see Section 4.2.1.
- 24 • `ompt_start_tool_result_t` type, see Section 4.4.1.

25 4.2.3 Initializing a First-Party Tool

26 To initialize the OMPT interface, the OpenMP implementation invokes the tool initializer that is
27 specified in the `ompt_start_tool_result_t` structure that is indicated by the non-null
28 pointer that `ompt_start_tool` returns. The initializer is invoked prior to the occurrence of any
29 OpenMP *event*.

30 A tool initializer, described in Section 4.5.1.1, uses the function specified in its *lookup* argument to
31 look up pointers to OMPT interface runtime entry points that the OpenMP implementation
32 provides; this process is described in Section 4.2.3.1. Typically, a tool initializer obtains a pointer to
33 the `ompt_set_callback` runtime entry point with type signature `ompt_set_callback_t`
34 and then uses this runtime entry point to register tool callbacks for OpenMP events, as described in
35 Section 4.2.4.

1 A tool initializer may use the `ompt_enumerate_states` runtime entry point, which has type
2 signature `ompt_enumerate_states_t`, to determine the thread states that an OpenMP
3 implementation employs. Similarly, it may use the `ompt_enumerate_mutex_impls` runtime
4 entry point, which has type signature `ompt_enumerate_mutex_impls_t`, to determine the
5 mutual exclusion implementations that the OpenMP implementation employs.

6 If a tool initializer returns a non-zero value, the OMPT interface state remains *active* for the
7 execution; otherwise, the OMPT interface state changes to *inactive*.

8 Cross References

- 9 • `ompt_start_tool` function, see Section 4.2.1.
- 10 • `ompt_start_tool_result_t` type, see Section 4.4.1.
- 11 • `ompt_initialize_t` type, see Section 4.5.1.1.
- 12 • `ompt_callback_thread_begin_t` type, see Section 4.5.2.1.
- 13 • `ompt_enumerate_states_t` type, see Section 4.6.1.1.
- 14 • `ompt_enumerate_mutex_impls_t` type, see Section 4.6.1.2.
- 15 • `ompt_set_callback_t` type, see Section 4.6.1.3.
- 16 • `ompt_function_lookup_t` type, see Section 4.6.3.

17 4.2.3.1 Binding Entry Points in the OMPT Callback Interface

18 Functions that an OpenMP implementation provides to support the OMPT interface are not defined
19 as global function symbols. Instead, they are defined as runtime entry points that a tool can only
20 identify through the *lookup* function that is provided as an argument with type signature
21 `ompt_function_lookup_t` to the tool initializer. A tool can use this function to obtain a
22 pointer to each of the runtime entry points that an OpenMP implementation provides to support the
23 OMPT interface. Once a tool has obtained a *lookup* function, it may employ it at any point in the
24 future.

25 For each runtime entry point in the OMPT interface for the host device, Table 4.1 provides the
26 string name by which it is known and its associated type signature. Implementations can provide
27 additional implementation-specific names and corresponding entry points. Any names that begin
28 with `ompt_` are reserved names.

29 During initialization, a tool should look up each runtime entry point in the OMPT interface by
30 name and bind a pointer maintained by the tool that can later be used to invoke the entry point. The
31 entry points described in Table 4.1 enable a tool to assess the thread states and mutual exclusion
32 implementations that an OpenMP implementation supports to register tool callbacks, to inspect
33 registered callbacks, to introspect OpenMP state associated with threads, and to use tracing to
34 monitor computations that execute on target devices.

1 Detailed information about each runtime entry point listed in Table 4.1 is included as part of the
2 description of its type signature.

3 **Cross References**

- 4 • `ompt_enumerate_states_t` type, see Section 4.6.1.1.
- 5 • `ompt_enumerate_mutex_impls_t` type, see Section 4.6.1.2.
- 6 • `ompt_set_callback_t` type, see Section 4.6.1.3.
- 7 • `ompt_get_callback_t` type, see Section 4.6.1.4.
- 8 • `ompt_get_thread_data_t` type, see Section 4.6.1.5.
- 9 • `ompt_get_num_procs_t` type, see Section 4.6.1.6.
- 10 • `ompt_get_num_places_t` type, see Section 4.6.1.7.
- 11 • `ompt_get_place_proc_ids_t` type, see Section 4.6.1.8.
- 12 • `ompt_get_place_num_t` type, see Section 4.6.1.9.
- 13 • `ompt_get_partition_place_nums_t` type, see Section 4.6.1.10.
- 14 • `ompt_get_proc_id_t` type, see Section 4.6.1.11.
- 15 • `ompt_get_state_t` type, see Section 4.6.1.12.
- 16 • `ompt_get_parallel_info_t` type, see Section 4.6.1.13.
- 17 • `ompt_get_task_info_t` type, see Section 4.6.1.14.
- 18 • `ompt_get_task_memory_t` type, see Section 4.6.1.15.
- 19 • `ompt_get_target_info_t` type, see Section 4.6.1.16.
- 20 • `ompt_get_num_devices_t` type, see Section 4.6.1.17.
- 21 • `ompt_get_unique_id_t` type, see Section 4.6.1.18.
- 22 • `ompt_finalize_tool_t` type, see Section 4.6.1.19.
- 23 • `ompt_function_lookup_t` type, see Section 4.6.3.

24 **4.2.4 Monitoring Activity on the Host with OMPT**

25 To monitor the execution of an OpenMP program on the host device, a tool initializer must register
26 to receive notification of events that occur as an OpenMP program executes. A tool can use the
27 `ompt_set_callback` runtime entry point to register callbacks for OpenMP events. The return
28 codes for `ompt_set_callback` use the `ompt_set_result_t` enumeration type. If the
29 `ompt_set_callback` runtime entry point is called outside a tool initializer, registration of
30 supported callbacks may fail with a return value of `ompt_set_error`.

TABLE 4.1: OMPT Callback Interface Runtime Entry Point Names and Their Type Signatures

Entry Point String Name	Type signature
<code>"ompt_enumerate_states"</code>	<code>ompt_enumerate_states_t</code>
<code>"ompt_enumerate_mutex_impls"</code>	<code>ompt_enumerate_mutex_impls_t</code>
<code>"ompt_set_callback"</code>	<code>ompt_set_callback_t</code>
<code>"ompt_get_callback"</code>	<code>ompt_get_callback_t</code>
<code>"ompt_get_thread_data"</code>	<code>ompt_get_thread_data_t</code>
<code>"ompt_get_num_places"</code>	<code>ompt_get_num_places_t</code>
<code>"ompt_get_place_proc_ids"</code>	<code>ompt_get_place_proc_ids_t</code>
<code>"ompt_get_place_num"</code>	<code>ompt_get_place_num_t</code>
<code>"ompt_get_partition_place_nums"</code>	<code>ompt_get_partition_place_nums_t</code>
<code>"ompt_get_proc_id"</code>	<code>ompt_get_proc_id_t</code>
<code>"ompt_get_state"</code>	<code>ompt_get_state_t</code>
<code>"ompt_get_parallel_info"</code>	<code>ompt_get_parallel_info_t</code>
<code>"ompt_get_task_info"</code>	<code>ompt_get_task_info_t</code>
<code>"ompt_get_task_memory"</code>	<code>ompt_get_task_memory_t</code>
<code>"ompt_get_num_devices"</code>	<code>ompt_get_num_devices_t</code>
<code>"ompt_get_num_procs"</code>	<code>ompt_get_num_procs_t</code>
<code>"ompt_get_target_info"</code>	<code>ompt_get_target_info_t</code>
<code>"ompt_get_unique_id"</code>	<code>ompt_get_unique_id_t</code>
<code>"ompt_finalize_tool"</code>	<code>ompt_finalize_tool_t</code>

1 All callbacks registered with `ompt_set_callback` or returned by `ompt_get_callback` use
2 the dummy type signature `ompt_callback_t`.

3 For callbacks listed in Table 4.2, `ompt_set_always` is the only registration return code that is
4 allowed. An OpenMP implementation must guarantee that the callback will be invoked every time
5 that a runtime event that is associated with it occurs. Support for such callbacks is required in a
6 minimal implementation of the OMPT interface.

7 For callbacks listed in Table 4.3, the `ompt_set_callback` runtime entry may return any
8 non-error code. Whether an OpenMP implementation invokes a registered callback never,
9 sometimes, or always is implementation defined. If registration for a callback allows a return code
10 of `ompt_set_never`, support for invoking such a callback may not be present in a minimal
11 implementation of the OMPT interface. The return code from registering a callback indicates the
12 implementation-defined level of support for the callback.

13 Two techniques reduce the size of the OMPT interface. First, in cases where events are naturally
14 paired, for example, the beginning and end of a region, and the arguments needed by the callback at
15 each endpoint are identical, a tool registers a single callback for the pair of events, with
16 `ompt_scope_begin` or `ompt_scope_end` provided as an argument to identify for which
17 endpoint the callback is invoked. Second, when a class of events is amenable to uniform treatment,
18 OMPT provides a single callback for that class of events, for example, an
19 `ompt_callback_sync_region_wait` callback is used for multiple kinds of synchronization
20 regions, such as barrier, taskwait, and taskgroup regions. Some events, for example,
21 `ompt_callback_sync_region_wait`, use both techniques.

22 Cross References

- 23 • `ompt_set_result_t` type, see Section 4.4.4.2.
- 24 • `ompt_set_callback_t` type, see Section 4.6.1.3.
- 25 • `ompt_get_callback_t` type, see Section 4.6.1.4.

26 4.2.5 Tracing Activity on Target Devices with OMPT

27 A target device may or may not initialize a full OpenMP runtime system. Unless it does,
28 monitoring activity on a device using a tool interface based on callbacks may not be possible. To
29 accommodate such cases, the OMPT interface defines a monitoring interface for tracing activity on
30 target devices. Tracing activity on a target device involves the following steps:

- 31 • To prepare to trace activity on a target device, a tool must register for an
32 `ompt_callback_device_initialize` callback. A tool may also register for an
33 `ompt_callback_device_load` callback to be notified when code is loaded onto a target
34 device or an `ompt_callback_device_unload` callback to be notified when code is
35 unloaded from a target device. A tool may also optionally register an
36 `ompt_callback_device_finalize` callback.

TABLE 4.2: Callbacks for which `ompt_set_callback` Must Return `ompt_set_always`

Callback name
<code>ompt_callback_thread_begin</code>
<code>ompt_callback_thread_end</code>
<code>ompt_callback_parallel_begin</code>
<code>ompt_callback_parallel_end</code>
<code>ompt_callback_task_create</code>
<code>ompt_callback_task_schedule</code>
<code>ompt_callback_implicit_task</code>
<code>ompt_callback_target</code>
<code>ompt_callback_target_emi</code>
<code>ompt_callback_target_data_op</code>
<code>ompt_callback_target_data_op_emi</code>
<code>ompt_callback_target_submit</code>
<code>ompt_callback_target_submit_emi</code>
<code>ompt_callback_control_tool</code>
<code>ompt_callback_device_initialize</code>
<code>ompt_callback_device_finalize</code>
<code>ompt_callback_device_load</code>
<code>ompt_callback_device_unload</code>

TABLE 4.3: Callbacks for which `ompt_set_callback` May Return Any Non-Error Code

Callback name
<code>ompt_callback_sync_region_wait</code>
<code>ompt_callback_mutex_released</code>
<code>ompt_callback_dependences</code>
<code>ompt_callback_task_dependence</code>
<code>ompt_callback_work</code>
<code>ompt_callback_master // (deprecated)</code>
<code>ompt_callback_masked</code>
<code>ompt_callback_target_map</code>
<code>ompt_callback_target_map_emi</code>
<code>ompt_callback_sync_region</code>
<code>ompt_callback_reduction</code>
<code>ompt_callback_lock_init</code>
<code>ompt_callback_lock_destroy</code>
<code>ompt_callback_mutex_acquire</code>
<code>ompt_callback_mutex_acquired</code>
<code>ompt_callback_nest_lock</code>
<code>ompt_callback_flush</code>
<code>ompt_callback_cancel</code>
<code>ompt_callback_dispatch</code>

- 1 • When an OpenMP implementation initializes a target device, the OpenMP implementation
2 dispatches the device initialization callback of the tool on the host device. If the OpenMP
3 implementation or target device does not support tracing, the OpenMP implementation passes
4 **NULL** to the device initializer of the tool for its *lookup* argument; otherwise, the OpenMP
5 implementation passes a pointer to a device-specific runtime entry point with type signature
6 **ompt_function_lookup_t** to the device initializer of the tool.
- 7 • If a non-null *lookup* pointer is provided to the device initializer of the tool, the tool may use it to
8 determine the runtime entry points in the tracing interface that are available for the device and
9 may bind the returned function pointers to tool variables. Table 4.4 indicates the names of
10 runtime entry points that may be available for a device; an implementations may provide
11 additional implementation-defined names and corresponding entry points. The driver for the
12 device provides the runtime entry points that enable a tool to control the trace collection interface
13 of the device. The *native* trace format that the interface uses may be device specific and the
14 available kinds of trace records are implementation defined. Some devices may allow a tool to
15 collect traces of records in a standard format known as OMPT trace records. Each OMPT trace
16 record serves as a substitute for an OMPT callback that cannot be made on the device. The fields
17 in each trace record type are defined in the description of the callback that the record represents.
18 If this type of record is provided then the *lookup* function returns values for the runtime entry
19 points **ompt_set_trace_ompt** and **ompt_get_record_ompt**, which support collecting
20 and decoding OMPT traces. If the native tracing format for a device is the OMPT format then
21 tracing can be controlled using the runtime entry points for native or OMPT tracing.
- 22 • The tool uses the **ompt_set_trace_native** and/or the **ompt_set_trace_ompt**
23 runtime entry point to specify what types of events or activities to monitor on the device. The
24 return codes for **ompt_set_trace_ompt** and **ompt_set_trace_native** use the
25 **ompt_set_result_t** enumeration type. If the **ompt_set_trace_native** or the
26 **ompt_set_trace_ompt** runtime entry point is called outside a device initializer, registration
27 of supported callbacks may fail with a return code of **ompt_set_error**.
- 28 • The tool initiates tracing on the device by invoking **ompt_start_trace**. Arguments to
29 **ompt_start_trace** include two tool callbacks through which the OpenMP implementation
30 can manage traces associated with the device. One callback allocates a buffer in which the device
31 can deposit trace events. The second callback processes a buffer of trace events from the device.
- 32 • If the device requires a trace buffer, the OpenMP implementation invokes the tool-supplied
33 callback function on the host device to request a new buffer.
- 34 • The OpenMP implementation monitors the execution of OpenMP constructs on the device and
35 records a trace of events or activities into a trace buffer. If possible, device trace records are
36 marked with a *host_op_id*—an identifier that associates device activities with the target
37 operation that the host initiated to cause these activities. To correlate activities on the host with
38 activities on a device, a tool can register a **ompt_callback_target_submit_emi**
39 callback. Before and after the host initiates creation of an initial task on a device associated with
40 a structured block for a **target** construct, the OpenMP implementation dispatches the
41 **ompt_callback_target_submit_emi** callback on the host in the thread that is executing

TABLE 4.4: OMPT Tracing Interface Runtime Entry Point Names and Their Type Signatures

Entry Point String Name	Type Signature
<code>"ompt_get_device_num_procs"</code>	<code>ompt_get_device_num_procs_t</code>
<code>"ompt_get_device_time"</code>	<code>ompt_get_device_time_t</code>
<code>"ompt_translate_time"</code>	<code>ompt_translate_time_t</code>
<code>"ompt_set_trace_ompt"</code>	<code>ompt_set_trace_ompt_t</code>
<code>"ompt_set_trace_native"</code>	<code>ompt_set_trace_native_t</code>
<code>"ompt_start_trace"</code>	<code>ompt_start_trace_t</code>
<code>"ompt_pause_trace"</code>	<code>ompt_pause_trace_t</code>
<code>"ompt_flush_trace"</code>	<code>ompt_flush_trace_t</code>
<code>"ompt_stop_trace"</code>	<code>ompt_stop_trace_t</code>
<code>"ompt_advance_buffer_cursor"</code>	<code>ompt_advance_buffer_cursor_t</code>
<code>"ompt_get_record_type"</code>	<code>ompt_get_record_type_t</code>
<code>"ompt_get_record_ompt"</code>	<code>ompt_get_record_ompt_t</code>
<code>"ompt_get_record_native"</code>	<code>ompt_get_record_native_t</code>
<code>"ompt_get_record_abstract"</code>	<code>ompt_get_record_abstract_t</code>

1 the task that encounters the **target** construct. This callback provides the tool with a pair of
2 identifiers: one that identifies the **target** region and a second that uniquely identifies the initial
3 task associated with that region. These identifiers help the tool correlate activities on the target
4 device with their **target** region.

- 5 • When appropriate, for example, when a trace buffer fills or needs to be flushed, the OpenMP
6 implementation invokes the tool-supplied buffer completion callback to process a non-empty
7 sequence of records in a trace buffer that is associated with the device.
- 8 • The tool-supplied buffer completion callback may return immediately, ignoring records in the
9 trace buffer, or it may iterate through them using the **ompt_advance_buffer_cursor**
10 entry point to inspect each record. A tool may use the **ompt_get_record_type** runtime
11 entry point to inspect the type of the record at the current cursor position. Three runtime entry
12 points (**ompt_get_record_ompt**, **ompt_get_record_native**, and
13 **ompt_get_record_abstract**) allow tools to inspect the contents of some or all records in
14 a trace buffer. The **ompt_get_record_native** runtime entry point uses the native trace
15 format of the device. The **ompt_get_record_abstract** runtime entry point decodes the
16 contents of a native trace record and summarizes them as an **ompt_record_abstract_t**
17 record. The **ompt_get_record_ompt** runtime entry point can only be used to retrieve
18 records in OMPT format.
- 19 • Once tracing has been started on a device, a tool may pause or resume tracing on the device at
20 any time by invoking **ompt_pause_trace** with an appropriate flag value as an argument.
- 21 • A tool may invoke the **ompt_flush_trace** runtime entry point for a device at any time
22 between device initialization and finalization to cause the device to flush pending trace records.
- 23 • At any time, a tool may use the **ompt_start_trace** runtime entry point to start tracing or the
24 **ompt_stop_trace** runtime entry point to stop tracing on a device. When tracing is stopped
25 on a device, the OpenMP implementation eventually gathers all trace records already collected
26 on the device and presents them to the tool using the buffer completion callback.
- 27 • An OpenMP implementation can be shut down while device tracing is in progress.
- 28 • When an OpenMP implementation is shut down, it finalizes each device. Device finalization
29 occurs in three steps. First, the OpenMP implementation halts any tracing in progress for the
30 device. Second, the OpenMP implementation flushes all trace records collected for the device
31 and uses the buffer completion callback associated with that device to present them to the tool.
32 Finally, the OpenMP implementation dispatches any **ompt_callback_device_finalize**
33 callback registered for the device.

34 Restrictions

35 Restrictions on tracing activity on devices are as follows:

- 36 • Implementation-defined names must not start with the prefix **ompt_**, which is reserved for the
37 OpenMP specification.

Cross References

- `ompt_callback_device_initialize_t` callback type, see Section 4.5.2.19.
- `ompt_callback_device_finalize_t` callback type, see Section 4.5.2.20.
- `ompt_get_device_num_procs` runtime entry point, see Section 4.6.2.1.
- `ompt_get_device_time` runtime entry point, see Section 4.6.2.2.
- `ompt_translate_time` runtime entry point, see Section 4.6.2.3.
- `ompt_set_trace_ompt` runtime entry point, see Section 4.6.2.4.
- `ompt_set_trace_native` runtime entry point, see Section 4.6.2.5.
- `ompt_start_trace` runtime entry point, see Section 4.6.2.6.
- `ompt_pause_trace` runtime entry point, see Section 4.6.2.7.
- `ompt_flush_trace` runtime entry point, see Section 4.6.2.8.
- `ompt_stop_trace` runtime entry point, see Section 4.6.2.9.
- `ompt_advance_buffer_cursor` runtime entry point, see Section 4.6.2.10.
- `ompt_get_record_type` runtime entry point, see Section 4.6.2.11.
- `ompt_get_record_ompt` runtime entry point, see Section 4.6.2.12.
- `ompt_get_record_native` runtime entry point, see Section 4.6.2.13.
- `ompt_get_record_abstract` runtime entry point, see Section 4.6.2.14.

4.3 Finalizing a First-Party Tool

If the OMPT interface state is active, the tool finalizer, which has type signature `ompt_finalize_t` and is specified by the *finalize* field in the `ompt_start_tool_result_t` structure returned from the `ompt_start_tool` function, is called when the OpenMP implementation shuts down.

Cross References

- `ompt_finalize_t` callback type, see Section 4.5.1.2

4.4 OMPT Data Types

The C/C++ header file (`omp-tools.h`) provides the definitions of the types that are specified throughout this subsection.

4.4.1 Tool Initialization and Finalization

Summary

A tool's implementation of `omp_start_tool` returns a pointer to an `omp_start_tool_result_t` structure, which contains pointers to the tool's initialization and finalization callbacks as well as an `omp_data_t` object for use by the tool.

Format

```
C / C++
typedef struct omp_start_tool_result_t {
    omp_initialize_t initialize;
    omp_finalize_t finalize;
    omp_data_t tool_data;
} omp_start_tool_result_t;
```

C / C++

Restrictions

Restrictions to the `omp_start_tool_result_t` type are as follows:

- The *initialize* and *finalize* callback pointer values in an `omp_start_tool_result_t` structure that `omp_start_tool` returns must be non-null.

Cross References

- `omp_start_tool` function, see Section 4.2.1.
- `omp_data_t` type, see Section 4.4.4.4.
- `omp_initialize_t` callback type, see Section 4.5.1.1.
- `omp_finalize_t` callback type, see Section 4.5.1.2.

4.4.2 Callbacks

Summary

The `omp_callbacks_t` enumeration type indicates the integer codes used to identify OpenMP callbacks when registering or querying them.

Format

C / C++

```
1
2 typedef enum ompt_callbacks_t {
3     ompt_callback_thread_begin           = 1,
4     ompt_callback_thread_end           = 2,
5     ompt_callback_parallel_begin       = 3,
6     ompt_callback_parallel_end         = 4,
7     ompt_callback_task_create          = 5,
8     ompt_callback_task_schedule        = 6,
9     ompt_callback_implicit_task        = 7,
10    ompt_callback_target                 = 8,
11    ompt_callback_target_data_op        = 9,
12    ompt_callback_target_submit         = 10,
13    ompt_callback_control_tool           = 11,
14    ompt_callback_device_initialize      = 12,
15    ompt_callback_device_finalize        = 13,
16    ompt_callback_device_load            = 14,
17    ompt_callback_device_unload         = 15,
18    ompt_callback_sync_region_wait      = 16,
19    ompt_callback_mutex_released         = 17,
20    ompt_callback_dependences            = 18,
21    ompt_callback_task_dependence        = 19,
22    ompt_callback_work                   = 20,
23    ompt_callback_masked                 = 21,
24    ompt_callback_master /*(deprecated)*/ = ompt_callback_masked,
25    ompt_callback_target_map             = 22,
26    ompt_callback_sync_region           = 23,
27    ompt_callback_lock_init              = 24,
28    ompt_callback_lock_destroy           = 25,
29    ompt_callback_mutex_acquire          = 26,
30    ompt_callback_mutex_acquired         = 27,
31    ompt_callback_nest_lock              = 28,
32    ompt_callback_flush                  = 29,
33    ompt_callback_cancel                 = 30,
34    ompt_callback_reduction              = 31,
35    ompt_callback_dispatch                = 32,
36    ompt_callback_target_emi             = 33,
37    ompt_callback_target_data_op_emi     = 34,
38    ompt_callback_target_submit_emi      = 35,
39    ompt_callback_target_map_emi         = 36,
40    ompt_callback_error                   = 37
41 } ompt_callbacks_t;
```

C / C++

4.4.3 Tracing

OpenMP provides type definitions that support tracing with OMPT.

4.4.3.1 Record Type

Summary

The `ompt_record_t` enumeration type indicates the integer codes used to identify OpenMP trace record formats.

Format

C / C++

```
typedef enum ompt_record_t {  
    ompt_record_ompt           = 1,  
    ompt_record_native        = 2,  
    ompt_record_invalid       = 3  
} ompt_record_t;
```

C / C++

4.4.3.2 Native Record Kind

Summary

The `ompt_record_native_t` enumeration type indicates the integer codes used to identify OpenMP native trace record contents.

Format

C / C++

```
typedef enum ompt_record_native_t {  
    ompt_record_native_info = 1,  
    ompt_record_native_event = 2  
} ompt_record_native_t;
```

C / C++

4.4.3.3 Native Record Abstract Type

Summary

The `ompt_record_abstract_t` type provides an abstract trace record format that is used to summarize native device trace records.

Format

C / C++

```
typedef struct ompt_record_abstract_t {
    ompt_record_native_t rclass;
    const char *type;
    ompt_device_time_t start_time;
    ompt_device_time_t end_time;
    ompt_hwid_t hwid;
} ompt_record_abstract_t;
```

C / C++

Description

An `ompt_record_abstract_t` record contains information that a tool can use to process a native record that it may not fully understand. The `rclass` field indicates that the record is informational or that it represents an event; this information can help a tool determine how to present the record. The record `type` field points to a statically-allocated, immutable character string that provides a meaningful name that a tool can use to describe the event to a user. The `start_time` and `end_time` fields are used to place an event in time. The times are relative to the device clock. If an event does not have an associated `start_time` (`end_time`), the value of the `start_time` (`end_time`) field is `ompt_time_none`. The hardware identifier field, `hwid`, indicates the location on the device where the event occurred. A `hwid` may represent a hardware abstraction such as a core or a hardware thread identifier. The meaning of a `hwid` value for a device is implementation defined. If no hardware abstraction is associated with the record then the value of `hwid` is `ompt_hwid_none`.

4.4.3.4 Record Type

Summary

The `ompt_record_ompt_t` type provides a standard complete trace record format.

Format

C / C++

```
typedef struct ompt_record_ompt_t {
    ompt_callbacks_t type;
    ompt_device_time_t time;
    ompt_id_t thread_id;
    ompt_id_t target_id;
    union {
        ompt_record_thread_begin_t thread_begin;
        ompt_record_parallel_begin_t parallel_begin;
        ompt_record_parallel_end_t parallel_end;
        ompt_record_work_t work;
        ompt_record_dispatch_t dispatch;
        ompt_record_task_create_t task_create;
    };
};
```

```

1  ompt_record_dependencies_t dependencies;
2  ompt_record_task_dependence_t task_dependence;
3  ompt_record_task_schedule_t task_schedule;
4  ompt_record_implicit_task_t implicit_task;
5  ompt_record_masked_t masked;
6  ompt_record_sync_region_t sync_region;
7  ompt_record_mutex_acquire_t mutex_acquire;
8  ompt_record_mutex_t mutex;
9  ompt_record_nest_lock_t nest_lock;
10 ompt_record_flush_t flush;
11 ompt_record_cancel_t cancel;
12 ompt_record_target_t target;
13 ompt_record_target_data_op_t target_data_op;
14 ompt_record_target_map_t target_map;
15 ompt_record_target_kernel_t target_kernel;
16 ompt_record_control_tool_t control_tool;
17 ompt_record_error_t error;
18     } record;
19 } ompt_record_ompt_t;

```

C / C++

Description

The field *type* specifies the type of record provided by this structure. According to the type, event specific information is stored in the matching *record* entry.

Restrictions

Restrictions to the `ompt_record_ompt_t` type are as follows:

- If *type* is set to `ompt_callback_thread_end_t` then the value of *record* is undefined.

4.4.4 Miscellaneous Type Definitions

This section describes miscellaneous types and enumerations used by the tool interface.

4.4.4.1 `ompt_callback_t`

Summary

Pointers to tool callback functions with different type signatures are passed to the `ompt_set_callback` runtime entry point and returned by the `ompt_get_callback` runtime entry point. For convenience, these runtime entry points expect all type signatures to be cast to a dummy type `ompt_callback_t`.

Format

C / C++

```
typedef void (*ompt_callback_t) (void);
```

C / C++

4.4.4.2 ompt_set_result_t

Summary

The `ompt_set_result_t` enumeration type corresponds to values that the `ompt_set_callback`, `ompt_set_trace_ompt` and `ompt_set_trace_native` runtime entry points return.

Format

C / C++

```
typedef enum ompt_set_result_t {  
    ompt_set_error          = 0,  
    ompt_set_never         = 1,  
    ompt_set_impossible    = 2,  
    ompt_set_sometimes     = 3,  
    ompt_set_sometimes_paired = 4,  
    ompt_set_always       = 5  
} ompt_set_result_t;
```

C / C++

Description

Values of `ompt_set_result_t`, may indicate several possible outcomes. The `ompt_set_error` value indicates that the associated call failed. Otherwise, the value indicates when an event may occur and, when appropriate, *dispatching* a callback event leads to the invocation of the callback. The `ompt_set_never` value indicates that the event will never occur or that the callback will never be invoked at runtime. The `ompt_set_impossible` value indicates that the event may occur but that tracing of it is not possible. The `ompt_set_sometimes` value indicates that the event may occur and, for an implementation-defined subset of associated event occurrences, will be traced or the callback will be invoked at runtime. The `ompt_set_sometimes_paired` value indicates the same result as `ompt_set_sometimes` and, in addition, that a callback with an *endpoint* value of `ompt_scope_begin` will be invoked if and only if the same callback with an *endpoint* value of `ompt_scope_end` will also be invoked sometime in the future. The `ompt_set_always` value indicates that, whenever an associated event occurs, it will be traced or the callback will be invoked.

Cross References

- Monitoring activity on the host with OMPT, see Section 4.2.4.
- Tracing activity on target devices with OMPT, see Section 4.2.5.
- `ompt_set_callback` runtime entry point, see Section 4.6.1.3.
- `ompt_set_trace_ompt` runtime entry point, see Section 4.6.2.4.
- `ompt_set_trace_native` runtime entry point, see Section 4.6.2.5.

4.4.4.3 `ompt_id_t`

Summary

The `ompt_id_t` type is used to provide various identifiers to tools.

Format

```
typedef uint64_t ompt_id_t;
```

C / C++

Description

When tracing asynchronous activity on devices, identifiers enable tools to correlate target regions and operations that the host initiates with associated activities on a target device. In addition, OMPT provides identifiers to refer to parallel regions and tasks that execute on a device. These various identifiers are of type `ompt_id_t`.

`ompt_id_none` is defined as an instance of type `ompt_id_t` with the value 0.

Restrictions

Restrictions to the `ompt_id_t` type are as follows:

- Identifiers created on each device must be unique from the time an OpenMP implementation is initialized until it is shut down. Identifiers for each target region and target data operation instance that the host device initiates must be unique over time on the host. Identifiers for parallel and task region instances that execute on a device must be unique over time within that device.

1 **4.4.4.4 ompt_data_t**

2 **Summary**

3 The `ompt_data_t` type represents data associated with threads and with parallel and task regions.

4 **Format**

C / C++

```
5 typedef union ompt_data_t {  
6     uint64_t value;  
7     void *ptr;  
8 } ompt_data_t;
```

C / C++

9 **Description**

10 The `ompt_data_t` type represents data that is reserved for tool use and that is related to a thread
11 or to a parallel or task region. When an OpenMP implementation creates a thread or an instance of
12 a parallel, `teams`, task, or target region, it initializes the associated `ompt_data_t` object with
13 the value `ompt_data_none`, which is an instance of the type with the data and pointer fields
14 equal to 0.

15 **4.4.4.5 ompt_device_t**

16 **Summary**

17 The `ompt_device_t` opaque object type represents a device.

18 **Format**

C / C++

```
19 typedef void ompt_device_t;
```

C / C++

20 **4.4.4.6 ompt_device_time_t**

21 **Summary**

22 The `ompt_device_time_t` type represents raw device time values.

23 **Format**

C / C++

```
24 typedef uint64_t ompt_device_time_t;
```

C / C++

1 **Description**

2 The `ompt_device_time_t` opaque object type represents raw device time values.
3 `ompt_time_none` refers to an unknown or unspecified time and is defined as an instance of type
4 `ompt_device_time_t` with the value 0.

5 **4.4.4.7 ompt_buffer_t**

6 **Summary**

7 The `ompt_buffer_t` opaque object type is a handle for a target buffer.

8 **Format**

```
9           | typedef void ompt_buffer_t; |  
          | C / C++ |
```

10 **4.4.4.8 ompt_buffer_cursor_t**

11 **Summary**

12 The `ompt_buffer_cursor_t` opaque type is a handle for a position in a target buffer.

13 **Format**

```
14          | typedef uint64_t ompt_buffer_cursor_t; |  
          | C / C++ |
```

15 **4.4.4.9 ompt_dependence_t**

16 **Summary**

17 The `ompt_dependence_t` type represents a task dependence.

18 **Format**

```
19          | typedef struct ompt_dependence_t { |  
20          |     ompt_data_t variable; |  
21          |     ompt_dependence_type_t dependence_type; |  
22          | } ompt_dependence_t; |  
          | C / C++ |
```

Description

The `ompt_dependence_t` type is a structure that holds information about a depend clause. For task dependences, the *variable* field points to the storage location of the dependence. For *doacross* dependences, the *variable* field contains the value of a vector element that describes the dependence. The *dependence_type* field indicates the type of the dependence.

Cross References

- `ompt_dependence_type_t` type, see Section 4.4.4.23.

4.4.4.10 `ompt_thread_t`

Summary

The `ompt_thread_t` enumeration type defines the valid thread type values.

Format

C / C++

```
typedef enum ompt_thread_t {  
    ompt_thread_initial          = 1,  
    ompt_thread_worker          = 2,  
    ompt_thread_other           = 3,  
    ompt_thread_unknown        = 4  
} ompt_thread_t;
```

C / C++

Description

Any *initial thread* has thread type `ompt_thread_initial`. All *OpenMP threads* that are not initial threads have thread type `ompt_thread_worker`. A thread that an OpenMP implementation uses but that does not execute user code has thread type `ompt_thread_other`. Any thread that is created outside an OpenMP implementation and that is not an *initial thread* has thread type `ompt_thread_unknown`.

4.4.4.11 `ompt_scope_endpoint_t`

Summary

The `ompt_scope_endpoint_t` enumeration type defines valid scope endpoint values.

Format

C / C++

```
typedef enum ompt_scope_endpoint_t {  
    ompt_scope_begin            = 1,  
    ompt_scope_end              = 2,  
    ompt_scope_beginend        = 3  
} ompt_scope_endpoint_t;
```



C / C++

1 4.4.4.12 ompt_dispatch_t



2 Summary

3 The `ompt_dispatch_t` enumeration type defines the valid dispatch kind values.

4 Format

5  C / C++ 

```
6 typedef enum ompt_dispatch_t {  
7     ompt_dispatch_iteration          = 1,  
8     ompt_dispatch_section           = 2  
9 } ompt_dispatch_t;
```



10  C / C++ 

9 4.4.4.13 ompt_sync_region_t



10 Summary

11 The `ompt_sync_region_t` enumeration type defines the valid synchronization region kind
12 values.

13 Format

14  C / C++ 

```
15 typedef enum ompt_sync_region_t {  
16     ompt_sync_region_barrier          = 1, // deprecated  
17     ompt_sync_region_barrier_implicit = 2, // deprecated  
18     ompt_sync_region_barrier_explicit = 3,  
19     ompt_sync_region_barrier_implementation = 4,  
20     ompt_sync_region_taskwait        = 5,  
21     ompt_sync_region_taskgroup       = 6,  
22     ompt_sync_region_reduction       = 7,  
23     ompt_sync_region_barrier_implicit_workshare = 8,  
24     ompt_sync_region_barrier_implicit_parallel = 9,  
25     ompt_sync_region_barrier_teams   = 10  
26 } ompt_sync_region_t;
```

27  C / C++ 

4.4.4.14 ompt_target_data_op_t

Summary

The `ompt_target_data_op_t` enumeration type defines the valid target data operation values.

Format

C / C++

```
typedef enum ompt_target_data_op_t {
    ompt_target_data_alloc                = 1,
    ompt_target_data_transfer_to_device   = 2,
    ompt_target_data_transfer_from_device = 3,
    ompt_target_data_delete               = 4,
    ompt_target_data_associate            = 5,
    ompt_target_data_disassociate         = 6,
    ompt_target_data_alloc_async          = 17,
    ompt_target_data_transfer_to_device_async = 18,
    ompt_target_data_transfer_from_device_async = 19,
    ompt_target_data_delete_async         = 20
} ompt_target_data_op_t;
```

C / C++

4.4.4.15 ompt_work_t

Summary

The `ompt_work_t` enumeration type defines the valid work type values.

Format

C / C++

```
typedef enum ompt_work_t {
    ompt_work_loop                = 1,
    ompt_work_sections             = 2,
    ompt_work_single_executor     = 3,
    ompt_work_single_other        = 4,
    ompt_work_workshare           = 5,
    ompt_work_distribute          = 6,
    ompt_work_taskloop            = 7,
    ompt_work_scope               = 8
} ompt_work_t;
```

C / C++

1 4.4.4.16 ompt_mutex_t

2 Summary

3 The `ompt_mutex_t` enumeration type defines the valid mutex kind values.

4 Format

C / C++

```
5        typedef enum ompt_mutex_t {  
6            ompt_mutex_lock                                = 1,  
7            ompt_mutex_test_lock                          = 2,  
8            ompt_mutex_nest_lock                          = 3,  
9            ompt_mutex_test_nest_lock                    = 4,  
10          ompt_mutex_critical                           = 5,  
11          ompt_mutex_atomic                            = 6,  
12          ompt_mutex_ordered                           = 7  
13        } ompt_mutex_t;
```

C / C++

14 4.4.4.17 ompt_native_mon_flag_t

15 Summary

16 The `ompt_native_mon_flag_t` enumeration type defines the valid native monitoring flag
17 values.

18 Format

C / C++

```
19       typedef enum ompt_native_mon_flag_t {  
20          ompt_native_data_motion_explicit               = 0x01,  
21          ompt_native_data_motion_implicit              = 0x02,  
22          ompt_native_kernel_invocation                 = 0x04,  
23          ompt_native_kernel_execution                  = 0x08,  
24          ompt_native_driver                             = 0x10,  
25          ompt_native_runtime                            = 0x20,  
26          ompt_native_overhead                           = 0x40,  
27          ompt_native_idleness                           = 0x80  
28        } ompt_native_mon_flag_t;
```

C / C++

4.4.4.18 `ompt_task_flag_t`

Summary

The `ompt_task_flag_t` enumeration type defines valid task types.

Format

C / C++

```
typedef enum ompt_task_flag_t {
    ompt_task_initial           = 0x00000001,
    ompt_task_implicit         = 0x00000002,
    ompt_task_explicit         = 0x00000004,
    ompt_task_target           = 0x00000008,
    ompt_task_taskwait        = 0x00000010,
    ompt_task_undeferred      = 0x08000000,
    ompt_task_untied          = 0x10000000,
    ompt_task_final           = 0x20000000,
    ompt_task_mergeable       = 0x40000000,
    ompt_task_merged          = 0x80000000
} ompt_task_flag_t;
```

C / C++

Description

The `ompt_task_flag_t` enumeration type defines valid task type values. The least significant byte provides information about the general classification of the task. The other bits represent properties of the task.

4.4.4.19 `ompt_task_status_t`

Summary

The `ompt_task_status_t` enumeration type indicates the reason that a task was switched when it reached a task scheduling point.

Format

C / C++

```
typedef enum ompt_task_status_t {
    ompt_task_complete        = 1,
    ompt_task_yield           = 2,
    ompt_task_cancel          = 3,
    ompt_task_detach          = 4,
    ompt_task_early_fulfill   = 5,
    ompt_task_late_fulfill    = 6,
    ompt_task_switch          = 7,
    ompt_taskwait_complete    = 8
} ompt_task_status_t;
```

C / C++

Description

The value `ompt_task_complete` of the `ompt_task_status_t` type indicates that the task that encountered the task scheduling point completed execution of the associated structured block and an associated *allow-completion* event was fulfilled. The value `ompt_task_yield` indicates that the task encountered a `taskyield` construct. The value `ompt_task_cancel` indicates that the task was canceled when it encountered an active cancellation point. The value `ompt_task_detach` indicates that a task for which the `detach` clause was specified completed execution of the associated structured block and is waiting for an *allow-completion* event to be fulfilled. The value `ompt_task_early_fulfill` indicates that the *allow-completion* event of the task was fulfilled before the task completed execution of the associated structured block. The value `ompt_task_late_fulfill` indicates that the *allow-completion* event of the task was fulfilled after the task completed execution of the associated structured block. The value `ompt_taskwait_complete` indicates completion of the dependent task that results from a `taskwait` construct with one or more `depend` clauses. The value `ompt_task_switch` is used for all other cases that a task was switched.

4.4.4.20 `ompt_target_t`

Summary

The `ompt_target_t` enumeration type defines the valid target type values.

Format

C / C++

```
typedef enum ompt_target_t {
    ompt_target                = 1,
    ompt_target_enter_data     = 2,
    ompt_target_exit_data      = 3,
    ompt_target_update         = 4,

    ompt_target_nowait         = 9,
    ompt_target_enter_data_nowait = 10,
    ompt_target_exit_data_nowait = 11,
    ompt_target_update_nowait   = 12
} ompt_target_t;
```

C / C++

4.4.4.21 `ompt_parallel_flag_t`

Summary

The `ompt_parallel_flag_t` enumeration type defines valid invoker values.

Format

```
C / C++  
typedef enum ompt_parallel_flag_t {  
    ompt_parallel_invoker_program = 0x00000001,  
    ompt_parallel_invoker_runtime = 0x00000002,  
    ompt_parallel_league          = 0x40000000,  
    ompt_parallel_team            = 0x80000000  
} ompt_parallel_flag_t;
```

Description

The `ompt_parallel_flag_t` enumeration type defines valid invoker values, which indicate how an outlined function is invoked.

The value `ompt_parallel_invoker_program` indicates that the outlined function associated with implicit tasks for the region is invoked directly by the application on the primary thread for a parallel region.

The value `ompt_parallel_invoker_runtime` indicates that the outlined function associated with implicit tasks for the region is invoked by the runtime on the primary thread for a parallel region.

The value `ompt_parallel_league` indicates that the callback is invoked due to the creation of a league of teams by a `teams` construct.

The value `ompt_parallel_team` indicates that the callback is invoked due to the creation of a team of threads by a `parallel` construct.

1 4.4.4.22 ompt_target_map_flag_t

2 Summary

3 The `ompt_target_map_flag_t` enumeration type defines the valid target map flag values.

4 Format

C / C++

```
5 typedef enum ompt_target_map_flag_t {  
6     ompt_target_map_flag_to           = 0x01,  
7     ompt_target_map_flag_from        = 0x02,  
8     ompt_target_map_flag_alloc       = 0x04,  
9     ompt_target_map_flag_release     = 0x08,  
10    ompt_target_map_flag_delete      = 0x10,  
11    ompt_target_map_flag_implicit    = 0x20  
12 } ompt_target_map_flag_t;
```

C / C++

13 4.4.4.23 ompt_dependence_type_t

14 Summary

15 The `ompt_dependence_type_t` enumeration type defines the valid task dependence type
16 values.

17 Format

C / C++

```
18 typedef enum ompt_dependence_type_t {  
19     ompt_dependence_type_in          = 1,  
20     ompt_dependence_type_out         = 2,  
21     ompt_dependence_type_inout       = 3,  
22     ompt_dependence_type_mutexinoutset = 4,  
23     ompt_dependence_type_source      = 5,  
24     ompt_dependence_type_sink        = 6,  
25     ompt_dependence_type_inoutset    = 7  
26 } ompt_dependence_type_t;
```

C / C++

1 **4.4.4.24 ompt_severity_t**

2 **Summary**

3 The `ompt_severity_t` enumeration type defines the valid severity values.

4 **Format**

```
▼ C / C++ ▼  
5 typedef enum ompt_severity_t {  
6     ompt_warning          = 1,  
7     ompt_fatal           = 2  
8 } ompt_severity_t;  
▲ C / C++ ▲
```

9 **4.4.4.25 ompt_cancel_flag_t**

10 **Summary**

11 The `ompt_cancel_flag_t` enumeration type defines the valid cancel flag values.

12 **Format**

```
▼ C / C++ ▼  
13 typedef enum ompt_cancel_flag_t {  
14     ompt_cancel_parallel    = 0x01,  
15     ompt_cancel_sections   = 0x02,  
16     ompt_cancel_loop       = 0x04,  
17     ompt_cancel_taskgroup  = 0x08,  
18     ompt_cancel_activated  = 0x10,  
19     ompt_cancel_detected   = 0x20,  
20     ompt_cancel_discarded_task = 0x40  
21 } ompt_cancel_flag_t;  
▲ C / C++ ▲
```

22 **4.4.4.26 ompt_hwid_t**

23 **Summary**

24 The `ompt_hwid_t` opaque type is a handle for a hardware identifier for a target device.

25 **Format**

```
▼ C / C++ ▼  
26 typedef uint64_t ompt_hwid_t;  
▲ C / C++ ▲
```

Description

The `ompt_hwid_t` opaque type is a handle for a hardware identifier for a target device. `ompt_hwid_none` is an instance of the type that refers to an unknown or unspecified hardware identifier and that has the value 0. If no `hwid` is associated with an `ompt_record_abstract_t` then the value of `hwid` is `ompt_hwid_none`.

Cross References

- `ompt_record_abstract_t` type, see Section 4.4.3.3.

4.4.4.27 `ompt_state_t`

Summary

If the OMPT interface is in the *active* state then an OpenMP implementation must maintain *thread state* information for each thread. The thread state maintained is an approximation of the instantaneous state of a thread.

Format

C / C++

A thread state must be one of the values of the enumeration type `ompt_state_t` or an implementation-defined state value of 512 or higher.

```
typedef enum ompt_state_t {
    ompt_state_work_serial           = 0x000,
    ompt_state_work_parallel        = 0x001,
    ompt_state_work_reduction       = 0x002,

    ompt_state_wait_barrier         = 0x010, //
    deprecated

    ompt_state_wait_barrier_implicit_parallel = 0x011,
    ompt_state_wait_barrier_implicit_workshare = 0x012,
    ompt_state_wait_barrier_implicit   = 0x013, //
    deprecated

    ompt_state_wait_barrier_explicit   = 0x014,
    ompt_state_wait_barrier_implementation = 0x015,
    ompt_state_wait_barrier_teams      = 0x016,

    ompt_state_wait_taskwait          = 0x020,
    ompt_state_wait_taskgroup         = 0x021,

    ompt_state_wait_mutex             = 0x040,
    ompt_state_wait_lock               = 0x041,
    ompt_state_wait_critical           = 0x042,
    ompt_state_wait_atomic             = 0x043,
    ompt_state_wait_ordered            = 0x044,
```

```

1
2     ompt_state_wait_target           = 0x080,
3     ompt_state_wait_target_map      = 0x081,
4     ompt_state_wait_target_update   = 0x082,
5
6     ompt_state_idle                  = 0x100,
7     ompt_state_overhead              = 0x101,
8     ompt_state_undefined             = 0x102
9 } ompt_state_t;

```

C / C++

Description

A tool can query the OpenMP state of a thread at any time. If a tool queries the state of a thread that is not associated with OpenMP then the implementation reports the state as

ompt_state_undefined.

The value **ompt_state_work_serial** indicates that the thread is executing code outside all **parallel** regions.

The value **ompt_state_work_parallel** indicates that the thread is executing code within the scope of a **parallel** region.

The value **ompt_state_work_reduction** indicates that the thread is combining partial reduction results from threads in its team. An OpenMP implementation may never report a thread in this state; a thread that is combining partial reduction results may have its state reported as **ompt_state_work_parallel** or **ompt_state_overhead**.

The value **ompt_state_wait_barrier_implicit_parallel** indicates that the thread is waiting at the implicit barrier at the end of a **parallel** region.

The value **ompt_state_wait_barrier_implicit_workshare** indicates that the thread is waiting at an implicit barrier at the end of a worksharing construct.

The value **ompt_state_wait_barrier_explicit** indicates that the thread is waiting in an explicit **barrier** region.

The value **ompt_state_wait_barrier_implementation** indicates that the thread is waiting in a barrier not required by the OpenMP standard but introduced by an OpenMP implementation.

The value **ompt_state_wait_barrier_teams** indicates that the thread is waiting at a barrier at the end of a **teams** region.

The value **ompt_state_wait_taskwait** indicates that the thread is waiting at a **taskwait** construct.

The value **ompt_state_wait_taskgroup** indicates that the thread is waiting at the end of a **taskgroup** construct.

1 The value `ompt_state_wait_mutex` indicates that the thread is waiting for a mutex of an
 2 unspecified type.

3 The value `ompt_state_wait_lock` indicates that the thread is waiting for a lock or nestable
 4 lock.

5 The value `ompt_state_wait_critical` indicates that the thread is waiting to enter a
 6 **critical** region.

7 The value `ompt_state_wait_atomic` indicates that the thread is waiting to enter an **atomic**
 8 region.

9 The value `ompt_state_wait_ordered` indicates that the thread is waiting to enter an
 10 **ordered** region.

11 The value `ompt_state_wait_target` indicates that the thread is waiting for a **target**
 12 region to complete.

13 The value `ompt_state_wait_target_map` indicates that the thread is waiting for a target
 14 data mapping operation to complete. An implementation may report
 15 `ompt_state_wait_target` for **target data** constructs.

16 The value `ompt_state_wait_target_update` indicates that the thread is waiting for a
 17 **target update** operation to complete. An implementation may report
 18 `ompt_state_wait_target` for **target update** constructs.

19 The value `ompt_state_idle` indicates that the thread is idle, that is, it is not part of an
 20 OpenMP team.

21 The value `ompt_state_overhead` indicates that the thread is in the overhead state at any point
 22 while executing within the OpenMP runtime, except while waiting at a synchronization point.

23 The value `ompt_state_undefined` indicates that the native thread is not created by the
 24 OpenMP implementation.

25 4.4.4.28 `ompt_frame_t`

26 Summary

27 The `ompt_frame_t` type describes procedure frame information for an OpenMP task.

28 Format

29 `C / C++`

```

30 typedef struct ompt_frame_t {
31     ompt_data_t exit_frame;
32     ompt_data_t enter_frame;
33     int exit_frame_flags;
34     int enter_frame_flags;
35 } ompt_frame_t;
  
```

34 `C / C++`

Description

Each `ompt_frame_t` object is associated with the task to which the procedure frames belong. Each non-merged initial, implicit, explicit, or target task with one or more frames on the stack of a native thread has an associated `ompt_frame_t` object.

The `exit_frame` field of an `ompt_frame_t` object contains information to identify the first procedure frame executing the task region. The `exit_frame` for the `ompt_frame_t` object associated with the *initial task* that is not nested inside any OpenMP construct is `NULL`.

The `enter_frame` field of an `ompt_frame_t` object contains information to identify the latest still active procedure frame executing the task region before entering the OpenMP runtime implementation or before executing a different task. If a task with frames on the stack has not been suspended, the value of `enter_frame` for the `ompt_frame_t` object associated with the task may contain `NULL`.

For `exit_frame`, the `exit_frame_flags` and, for `enter_frame`, the `enter_frame_flags` field indicates that the provided frame information points to a runtime or an application frame address. The same fields also specify the kind of information that is provided to identify the frame. These fields are a disjunction of values in the `ompt_frame_flag_t` enumeration type.

The lifetime of an `ompt_frame_t` object begins when a task is created and ends when the task is destroyed. Tools should not assume that a frame structure remains at a constant location in memory throughout the lifetime of the task. A pointer to an `ompt_frame_t` object is passed to some callbacks; a pointer to the `ompt_frame_t` object of a task can also be retrieved by a tool at any time, including in a signal handler, by invoking the `ompt_get_task_info` runtime entry point (described in Section 4.6.1.14). A pointer to an `ompt_frame_t` object that a tool retrieved is valid as long as the tool does not pass back control to the OpenMP implementation.

▼
Note – A monitoring tool that uses asynchronous sampling can observe values of `exit_frame` and `enter_frame` at inconvenient times. Tools must be prepared to handle `ompt_frame_t` objects observed just prior to when their field values will be set or cleared.
▲

4.4.4.29 `ompt_frame_flag_t`

Summary

The `ompt_frame_flag_t` enumeration type defines valid frame information flags.

Format

C / C++

```
typedef enum ompt_frame_flag_t {
    ompt_frame_runtime      = 0x00,
    ompt_frame_application  = 0x01,
    ompt_frame_cfa         = 0x10,
    ompt_frame_framepointer = 0x20,
    ompt_frame_stackaddress = 0x30
} ompt_frame_flag_t;
```

C / C++

Description

The value `ompt_frame_runtime` of the `ompt_frame_flag_t` type indicates that a frame address is a procedure frame in the OpenMP runtime implementation. The value `ompt_frame_application` of the `ompt_frame_flag_t` type indicates that a frame address is a procedure frame in the OpenMP application.

Higher order bits indicate the kind of provided information that is unique for the particular frame pointer. The value `ompt_frame_cfa` indicates that a frame address specifies a *canonical frame address*. The value `ompt_frame_framepointer` indicates that a frame address provides the value of the frame pointer register. The value `ompt_frame_stackaddress` indicates that a frame address specifies a pointer address that is contained in the current stack frame.

4.4.4.30 `ompt_wait_id_t`

Summary

The `ompt_wait_id_t` type describes wait identifiers for an OpenMP thread.

Format

C / C++

```
typedef uint64_t ompt_wait_id_t;
```

C / C++

Description

Each thread maintains a *wait identifier* of type `ompt_wait_id_t`. When a task that a thread executes is waiting for mutual exclusion, the wait identifier of the thread indicates the reason that the thread is waiting. A wait identifier may represent a critical section *name*, a lock, a program variable accessed in an atomic region, or a synchronization object that is internal to an OpenMP implementation. When a thread is not in a wait state then the value of the wait identifier of the thread is undefined.

`ompt_wait_id_none` is defined as an instance of type `ompt_wait_id_t` with the value 0.

4.5 OMPT Tool Callback Signatures and Trace Records

The C/C++ header file (`omp-tools.h`) provides the definitions of the types that are specified throughout this subsection. Restrictions to the OpenMP tool callbacks are as follows:

Restrictions

- Tool callbacks may not use OpenMP directives or call any runtime library routines described in Section 3.
- Tool callbacks must exit by either returning to the caller or aborting.

4.5.1 Initialization and Finalization Callback Signature

4.5.1.1 `ompt_initialize_t`

Summary

A callback with type signature `ompt_initialize_t` initializes use of the OMPT interface.

Format

```
typedef int (*ompt_initialize_t) (  
    ompt_function_lookup_t lookup,  
    int initial_device_num,  
    ompt_data_t *tool_data  
);
```

C / C++

Description

To use the OMPT interface, an implementation of `ompt_start_tool` must return a non-null pointer to an `ompt_start_tool_result_t` structure that contains a pointer to a tool initializer function with type signature `ompt_initialize_t`. An OpenMP implementation will call the initializer after fully initializing itself but before beginning execution of any OpenMP construct or runtime library routine.

The initializer returns a non-zero value if it succeeds; otherwise the OMPT interface state changes to *inactive* as described in Section 4.2.3.

Description of Arguments

The *lookup* argument is a callback to an OpenMP runtime routine that must be used to obtain a pointer to each runtime entry point in the OMPT interface. The *initial_device_num* argument provides the value of `omp_get_initial_device()`. The *tool_data* argument is a pointer to the *tool_data* field in the `ompt_start_tool_result_t` structure that `ompt_start_tool` returned.

Cross References

- `omp_get_initial_device` routine, see Section 3.7.7.
- `ompt_start_tool` function, see Section 4.2.1.
- `ompt_start_tool_result_t` type, see Section 4.4.1.
- `ompt_data_t` type, see Section 4.4.4.4.
- `ompt_function_lookup_t` type, see Section 4.6.3.

4.5.1.2 `ompt_finalize_t`

Summary

A tool implements a finalizer with the type signature `ompt_finalize_t` to finalize its use of the OMPT interface.

Format

```
typedef void (*ompt_finalize_t) (  
    ompt_data_t *tool_data  
);
```

C / C++

Description

To use the OMPT interface, an implementation of `ompt_start_tool` must return a non-null pointer to an `ompt_start_tool_result_t` structure that contains a non-null pointer to a tool finalizer with type signature `ompt_finalize_t`. An OpenMP implementation must call the tool finalizer after the last OMPT *event* as the OpenMP implementation shuts down.

Description of Arguments

The `tool_data` argument is a pointer to the `tool_data` field in the `ompt_start_tool_result_t` structure returned by `ompt_start_tool`.

Cross References

- `ompt_start_tool` function, see Section 4.2.1.
- `ompt_start_tool_result_t` type, see Section 4.4.1.
- `ompt_data_t` type, see Section 4.4.4.4.

4.5.2 Event Callback Signatures and Trace Records

This section describes the signatures of tool callback functions that an OMPT tool may register and that are called during runtime of an OpenMP program. An implementation may also provide a trace of events per device. Along with the callbacks, the following defines standard trace records. For the trace records, tool data arguments are replaced by an ID, which must be initialized by the OpenMP implementation. Each of *parallel_id*, *task_id*, and *thread_id* must be unique per target region. Tool implementations of callbacks are not required to be *async signal safe*.

Cross References

- `ompt_id_t` type, see Section 4.4.4.3.
- `ompt_data_t` type, see Section 4.4.4.4.

4.5.2.1 `ompt_callback_thread_begin_t`

Summary

The `ompt_callback_thread_begin_t` type is used for callbacks that are dispatched when native threads are created.

Format

```
typedef void (*ompt_callback_thread_begin_t) (  
    ompt_thread_t thread_type,  
    ompt_data_t *thread_data  
);
```

Trace Record

```
typedef struct ompt_record_thread_begin_t {  
    ompt_thread_t thread_type;  
} ompt_record_thread_begin_t;
```

Description of Arguments

The *thread_type* argument indicates the type of the new thread: initial, worker, or other. The binding of the *thread_data* argument is the new thread.

Cross References

- **parallel** construct, see Section 2.6.
- **teams** construct, see Section 2.7.
- Initial task, see Section 2.12.5.
- **ompt_data_t** type, see Section 4.4.4.4.
- **ompt_thread_t** type, see Section 4.4.4.10.

4.5.2.2 ompt_callback_thread_end_t

Summary

The **ompt_callback_thread_end_t** type is used for callbacks that are dispatched when native threads are destroyed.

Format

```
▼ C / C++ ▼  
typedef void (*ompt_callback_thread_end_t) (  
    ompt_data_t *thread_data  
);  
▲ C / C++ ▲
```

Description of Arguments

The binding of the *thread_data* argument is the thread that will be destroyed.

Cross References

- **parallel** construct, see Section 2.6.
- **teams** construct, see Section 2.7.
- Initial task, see Section 2.12.5.
- **ompt_record_ompt_t** type, see Section 4.4.3.4.
- **ompt_data_t** type, see Section 4.4.4.4.

4.5.2.3 ompt_callback_parallel_begin_t

Summary

The **ompt_callback_parallel_begin_t** type is used for callbacks that are dispatched when a **parallel** or **teams** region starts.

Format

C / C++

```
typedef void (*ompt_callback_parallel_begin_t) (  
    ompt_data_t *encountering_task_data,  
    const ompt_frame_t *encountering_task_frame,  
    ompt_data_t *parallel_data,  
    unsigned int requested_parallelism,  
    int flags,  
    const void *codeptr_ra  
);
```

C / C++

Trace Record

C / C++

```
typedef struct ompt_record_parallel_begin_t {  
    ompt_id_t encountering_task_id;  
    ompt_id_t parallel_id;  
    unsigned int requested_parallelism;  
    int flags;  
    const void *codeptr_ra;  
} ompt_record_parallel_begin_t;
```

C / C++

Description of Arguments

The binding of the *encountering_task_data* argument is the encountering task.

The *encountering_task_frame* argument points to the frame object that is associated with the encountering task. Accessing the frame object after the callback returned can cause a data race.

The binding of the *parallel_data* argument is the **parallel** or **teams** region that is beginning.

The *requested_parallelism* argument indicates the number of threads or teams that the user requested.

The *flags* argument indicates whether the code for the region is inlined into the application or invoked by the runtime and also whether the region is a **parallel** or **teams** region. Valid values for *flags* are a disjunction of elements in the enum **ompt_parallel_flag_t**.

The *codeptr_ra* argument relates the implementation of an OpenMP region to its source code. If a runtime routine implements the region associated with a callback that has type signature **ompt_callback_parallel_begin_t** then *codeptr_ra* contains the return address of the call to that runtime routine. If the implementation of the region is inlined then *codeptr_ra* contains the return address of the invocation of the callback. If attribution to source code is impossible or inappropriate, *codeptr_ra* may be **NULL**.

Cross References

- `parallel` construct, see Section 2.6.
- `teams` construct, see Section 2.7.
- `ompt_data_t` type, see Section 4.4.4.4.
- `ompt_parallel_flag_t` type, see Section 4.4.4.21.
- `ompt_frame_t` type, see Section 4.4.4.28.

4.5.2.4 `ompt_callback_parallel_end_t`

Summary

The `ompt_callback_parallel_end_t` type is used for callbacks that are dispatched when a `parallel` or `teams` region ends.

Format

```
C / C++
typedef void (*ompt_callback_parallel_end_t) (
    ompt_data_t *parallel_data,
    ompt_data_t *encountering_task_data,
    int flags,
    const void *codeptr_ra
);
```

Trace Record

```
C / C++
typedef struct ompt_record_parallel_end_t {
    ompt_id_t parallel_id;
    ompt_id_t encountering_task_id;
    int flags;
    const void *codeptr_ra;
} ompt_record_parallel_end_t;
```

Description of Arguments

The binding of the `parallel_data` argument is the `parallel` or `teams` region that is ending.

The binding of the `encountering_task_data` argument is the encountering task.

The `flags` argument indicates whether the execution of the region is inlined into the application or invoked by the runtime and also whether it is a `parallel` or `teams` region. Values for `flags` are a disjunction of elements in the enum `ompt_parallel_flag_t`.

1 The *codeptr_ra* argument relates the implementation of an OpenMP region to its source code. If a
2 runtime routine implements the region associated with a callback that has type signature
3 **ompt_callback_parallel_end_t** then *codeptr_ra* contains the return address of the call to
4 that runtime routine. If the implementation of the region is inlined then *codeptr_ra* contains the
5 return address of the invocation of the callback. If attribution to source code is impossible or
6 inappropriate, *codeptr_ra* may be **NULL**.

7 Cross References

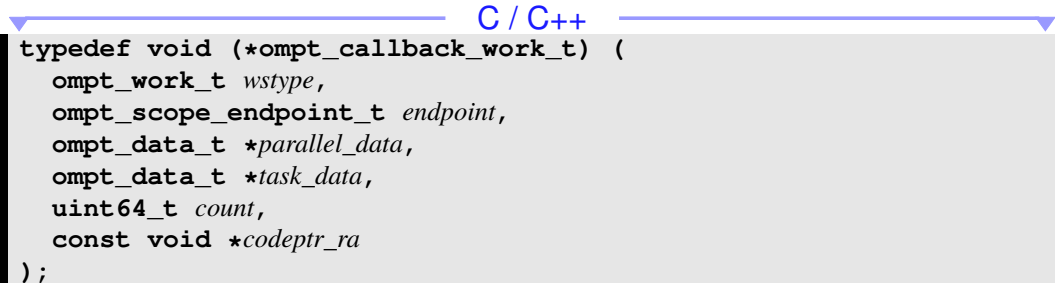
- 8 • **parallel** construct, see Section 2.6.
- 9 • **teams** construct, see Section 2.7.
- 10 • **ompt_data_t** type, see Section 4.4.4.4.
- 11 • **ompt_parallel_flag_t** type, see Section 4.4.4.21.

12 4.5.2.5 ompt_callback_work_t

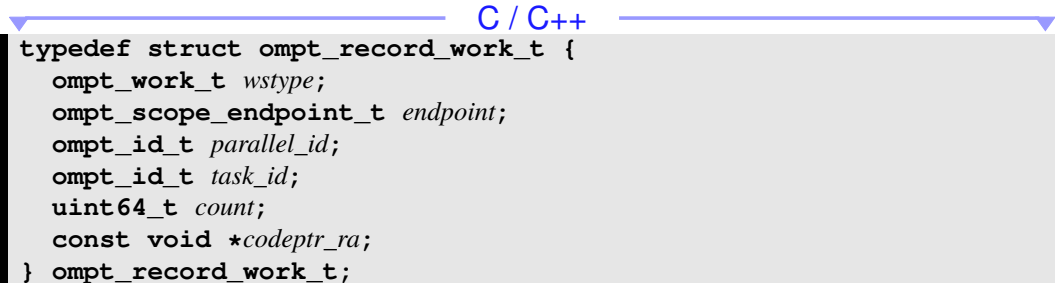
13 Summary

14 The **ompt_callback_work_t** type is used for callbacks that are dispatched when worksharing
15 regions, loop-related regions, **taskloop** regions and **scope** regions begin and end.

16 Format

17  C / C++
18 `typedef void (*ompt_callback_work_t) (
19 ompt_work_t wstype,
20 ompt_scope_endpoint_t endpoint,
21 ompt_data_t *parallel_data,
22 ompt_data_t *task_data,
23 uint64_t count,
24 const void *codeptr_ra
25);`

25 Trace Record

26  C / C++
27 `typedef struct ompt_record_work_t {
28 ompt_work_t wstype;
29 ompt_scope_endpoint_t endpoint;
30 ompt_id_t parallel_id;
31 ompt_id_t task_id;
32 uint64_t count;
33 const void *codeptr_ra;
34 } ompt_record_work_t;`

Description of Arguments

The *wstype* argument indicates the kind of region.

The *endpoint* argument indicates that the callback signals the beginning of a scope or the end of a scope.

The binding of the *parallel_data* argument is the current parallel region.

The binding of the *task_data* argument is the current task.

The *count* argument is a measure of the quantity of work involved in the construct. For a worksharing-loop or **taskloop** construct, *count* represents the number of iterations in the iteration space, which may be the result of collapsing several associated loops. For a **sections** construct, *count* represents the number of sections. For a **workshare** construct, *count* represents the units of work, as defined by the **workshare** construct. For a **single** or **scope** construct, *count* is always 1. When the *endpoint* argument signals the end of a scope, a *count* value of 0 indicates that the actual *count* value is not available.

The *codeptr_ra* argument relates the implementation of an OpenMP region to its source code. If a runtime routine implements the region associated with a callback that has type signature **ompt_callback_work_t** then *codeptr_ra* contains the return address of the call to that runtime routine. If the implementation of the region is inlined then *codeptr_ra* contains the return address of the invocation of the callback. If attribution to source code is impossible or inappropriate, *codeptr_ra* may be **NULL**.

Cross References

- Worksharing constructs, see Section [2.10](#).
- Loop-related directives, see Section [2.11](#).
- Worksharing-Loop construct, see Section [2.11.4](#).
- **taskloop** construct, see Section [2.12.2](#).
- **ompt_data_t** type, see Section [4.4.4.4](#).
- **ompt_scope_endpoint_t** type, see Section [4.4.4.11](#).
- **ompt_work_t** type, see Section [4.4.4.15](#).

4.5.2.6 ompt_callback_dispatch_t

Summary

The **ompt_callback_dispatch_t** type is used for callbacks that are dispatched when a thread begins to execute a section or loop iteration.

Format

C / C++

```
typedef void (*ompt_callback_dispatch_t) (  
    ompt_data_t *parallel_data,  
    ompt_data_t *task_data,  
    ompt_dispatch_t kind,  
    ompt_data_t instance  
);
```

C / C++

Trace Record

C / C++

```
typedef struct ompt_record_dispatch_t {  
    ompt_id_t parallel_id;  
    ompt_id_t task_id;  
    ompt_dispatch_t kind;  
    ompt_data_t instance;  
} ompt_record_dispatch_t;
```

C / C++

Description of Arguments

The binding of the *parallel_data* argument is the current parallel region.

The binding of the *task_data* argument is the implicit task that executes the structured block of the parallel region.

The *kind* argument indicates whether a loop iteration or a section is being dispatched.

For a loop iteration, the *instance.value* argument contains the logical iteration number. For a structured block in the **sections** construct, *instance.ptr* contains a code address that identifies the structured block. In cases where a runtime routine implements the structured block associated with this callback, *instance.ptr* contains the return address of the call to the runtime routine. In cases where the implementation of the structured block is inlined, *instance.ptr* contains the return address of the invocation of this callback.

Cross References

- **sections** and **section** constructs, see Section [2.10.1](#).
- Worksharing-loop construct, see Section [2.11.4](#).
- **taskloop** construct, see Section [2.12.2](#).
- **ompt_data_t** type, see Section [4.4.4.4](#).
- **ompt_dispatch_t** type, see Section [4.4.4.12](#).

4.5.2.7 `ompt_callback_task_create_t`

Summary

The `ompt_callback_task_create_t` type is used for callbacks that are dispatched when `task` regions are generated.

Format

```
C / C++
typedef void (*ompt_callback_task_create_t) (
    ompt_data_t *encountering_task_data,
    const ompt_frame_t *encountering_task_frame,
    ompt_data_t *new_task_data,
    int flags,
    int has_dependences,
    const void *codeptr_ra
);
```

Trace Record

```
C / C++
typedef struct ompt_record_task_create_t {
    ompt_id_t encountering_task_id;
    ompt_id_t new_task_id;
    int flags;
    int has_dependences;
    const void *codeptr_ra;
} ompt_record_task_create_t;
```

Description of Arguments

The binding of the `encountering_task_data` argument is the encountering task.

The `encountering_task_frame` argument points to the frame object associated with the encountering task. Accessing the frame object after the callback returned can cause a data race.

The binding of the `new_task_data` argument is the generated task.

The `flags` argument indicates the kind of task (explicit or target) that is generated. Values for `flags` are a disjunction of elements in the `ompt_task_flag_t` enumeration type.

The `has_dependences` argument is `true` if the generated task has dependences and `false` otherwise.

The `codeptr_ra` argument relates the implementation of an OpenMP region to its source code. If a runtime routine implements the region associated with a callback that has type signature `ompt_callback_task_create_t` then `codeptr_ra` contains the return address of the call to that runtime routine. If the implementation of the region is inlined then `codeptr_ra` contains the

1 return address of the invocation of the callback. If attribution to source code is impossible or
2 inappropriate, *codeptr_ra* may be **NULL**.

3 **Cross References**

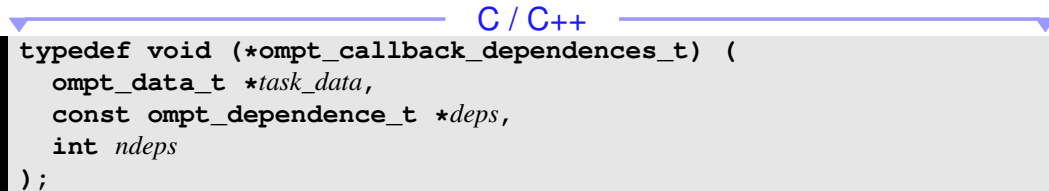
- 4 • **task** construct, see Section 2.12.1.
- 5 • Initial task, see Section 2.12.5.
- 6 • **ompt_data_t** type, see Section 4.4.4.4.
- 7 • **ompt_task_flag_t** type, see Section 4.4.4.18.
- 8 • **ompt_frame_t** type, see Section 4.4.4.28.

9 **4.5.2.8 ompt_callback_dependencies_t**

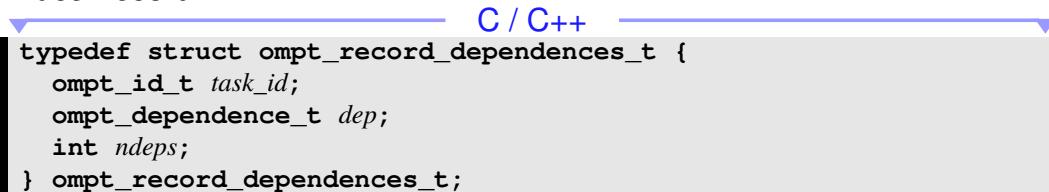
10 **Summary**

11 The **ompt_callback_dependencies_t** type is used for callbacks that are related to
12 dependences and that are dispatched when new tasks are generated and when **ordered** constructs
13 are encountered.

14 **Format**

15 
16 `typedef void (*ompt_callback_dependencies_t) (
17 ompt_data_t *task_data,
18 const ompt_dependence_t *deps,
19 int ndeps
20);`

20 **Trace Record**

21 
22 `typedef struct ompt_record_dependencies_t {
23 ompt_id_t task_id;
24 ompt_dependence_t dep;
25 int ndeps;
26 } ompt_record_dependencies_t;`

26 **Description of Arguments**

27 The binding of the *task_data* argument is the generated task for a depend clause on a task construct,
28 the target task for a depend clause on a target construct respectively depend object in an
29 asynchronous runtime routine, or the encountering implicit task for a depend clause of the ordered
30 construct.

1 The *deps* argument lists dependences of the new task or the dependence vector of the ordered
2 construct. Dependences denoted with dependency objects are described in terms of their
3 dependency semantics.

4 The *ndeps* argument specifies the length of the list passed by the *deps* argument. The memory for
5 *deps* is owned by the caller; the tool cannot rely on the data after the callback returns.

6 The performance monitor interface for tracing activity on target devices provides one record per
7 dependence.

8 **Cross References**

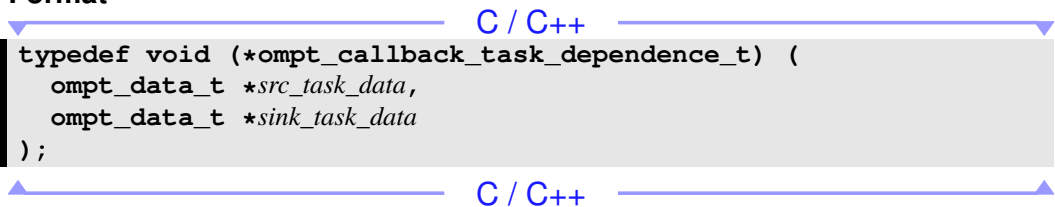
- 9 • **ordered** construct, see Section 2.19.9.
- 10 • **depend** clause, see Section 2.19.11.
- 11 • **ompt_data_t** type, see Section 4.4.4.4.
- 12 • **ompt_dependence_t** type, see Section 4.4.4.9.

13 **4.5.2.9 ompt_callback_task_dependence_t**

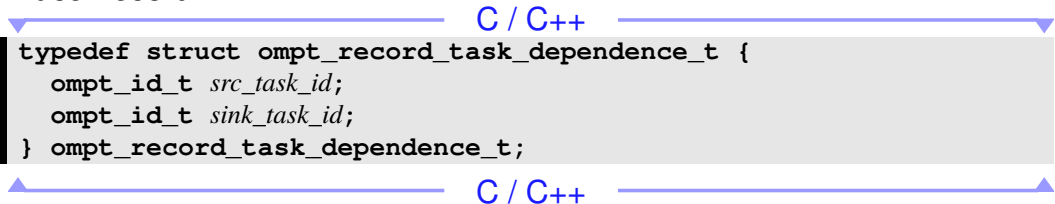
14 **Summary**

15 The **ompt_callback_task_dependence_t** type is used for callbacks that are dispatched
16 when unfulfilled task dependences are encountered.

17 **Format**

```
18  C / C++  
18 typedef void (*ompt_callback_task_dependence_t) (  
19     ompt_data_t *src_task_data,  
20     ompt_data_t *sink_task_data  
21 );
```

22 **Trace Record**

```
23  C / C++  
23 typedef struct ompt_record_task_dependence_t {  
24     ompt_id_t src_task_id;  
25     ompt_id_t sink_task_id;  
26 } ompt_record_task_dependence_t;
```

27 **Description of Arguments**

28 The binding of the *src_task_data* argument is a running task with an outgoing dependence.

29 The binding of the *sink_task_data* argument is a task with an unsatisfied incoming dependence.

Cross References

- `depend` clause, see Section 2.19.11.
- `ompt_data_t` type, see Section 4.4.4.4.

4.5.2.10 `ompt_callback_task_schedule_t`

Summary

The `ompt_callback_task_schedule_t` type is used for callbacks that are dispatched when task scheduling decisions are made.

Format

```
typedef void (*ompt_callback_task_schedule_t) (  
    ompt_data_t *prior_task_data,  
    ompt_task_status_t prior_task_status,  
    ompt_data_t *next_task_data  
);
```

Trace Record

```
typedef struct ompt_record_task_schedule_t {  
    ompt_id_t prior_task_id;  
    ompt_task_status_t prior_task_status;  
    ompt_id_t next_task_id;  
} ompt_record_task_schedule_t;
```

Description of Arguments

The `prior_task_status` argument indicates the status of the task that arrived at a task scheduling point.

The binding of the `prior_task_data` argument is the task that arrived at the scheduling point.

The binding of the `next_task_data` argument is the task that is resumed at the scheduling point.

This argument is **NULL** if the callback is dispatched for a *task-fulfill* event or if the callback signals completion of a `taskwait` construct.

Cross References

- Task scheduling, see Section 2.12.6.
- `ompt_data_t` type, see Section 4.4.4.4.
- `ompt_task_status_t` type, see Section 4.4.4.19.

4.5.2.11 ompt_callback_implicit_task_t

Summary

The `ompt_callback_implicit_task_t` type is used for callbacks that are dispatched when initial tasks and implicit tasks are generated and completed.

Format

```
C / C++
typedef void (*ompt_callback_implicit_task_t) (
    ompt_scope_endpoint_t endpoint,
    ompt_data_t *parallel_data,
    ompt_data_t *task_data,
    unsigned int actual_parallelism,
    unsigned int index,
    int flags
);
```

Trace Record

```
C / C++
typedef struct ompt_record_implicit_task_t {
    ompt_scope_endpoint_t endpoint;
    ompt_id_t parallel_id;
    ompt_id_t task_id;
    unsigned int actual_parallelism;
    unsigned int index;
    int flags;
} ompt_record_implicit_task_t;
```

Description of Arguments

The `endpoint` argument indicates that the callback signals the beginning of a scope or the end of a scope.

The binding of the `parallel_data` argument is the current parallel or **teams** region. For the *implicit-task-end* and the *initial-task-end* events, this argument is **NULL**.

The binding of the `task_data` argument is the implicit task that executes the structured block of the parallel or **teams** region.

The `actual_parallelism` argument indicates the number of threads in the **parallel** region or the number of teams in the **teams** region. For initial tasks, that are not closely nested in a **teams** construct, this argument is **1**. For the *implicit-task-end* and the *initial-task-end* events, this argument is **0**.

1 The *index* argument indicates the thread number or team number of the calling thread, within the
2 team or league that is executing the parallel or **teams** region to which the implicit task region
3 binds. For initial tasks, that are not created by a **teams** construct, this argument is **1**.
4 The *flags* argument indicates the kind of task (initial or implicit).

5 Cross References

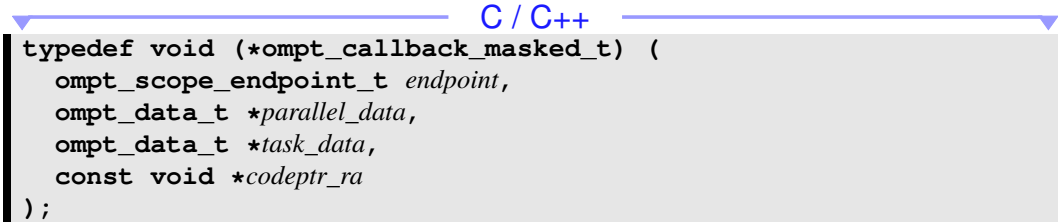
- 6 • **parallel** construct, see Section 2.6.
- 7 • **teams** construct, see Section 2.7.
- 8 • **ompt_data_t** type, see Section 4.4.4.4.
- 9 • **ompt_scope_endpoint_t** enumeration type, see Section 4.4.4.11.

10 4.5.2.12 ompt_callback_masked_t

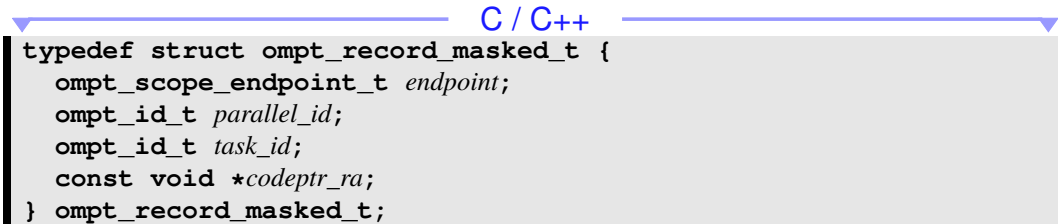
11 Summary

12 The **ompt_callback_masked_t** type is used for callbacks that are dispatched when **masked**
13 regions start and end.

14 Format

15  C / C++
16 typedef void (*ompt_callback_masked_t) (
17 ompt_scope_endpoint_t endpoint,
18 ompt_data_t *parallel_data,
19 ompt_data_t *task_data,
20 const void *codeptr_ra
);

21 Trace Record

22  C / C++
23 typedef struct ompt_record_masked_t {
24 ompt_scope_endpoint_t endpoint;
25 ompt_id_t parallel_id;
26 ompt_id_t task_id;
27 const void *codeptr_ra;
} ompt_record_masked_t;

Description of Arguments

The *endpoint* argument indicates that the callback signals the beginning of a scope or the end of a scope.

The binding of the *parallel_data* argument is the current parallel region.

The binding of the *task_data* argument is the encountering task.

The *codeptr_ra* argument relates the implementation of an OpenMP region to its source code. If a runtime routine implements the region associated with a callback that has type signature `ompt_callback_masked_t` then *codeptr_ra* contains the return address of the call to that runtime routine. If the implementation of the region is inlined then *codeptr_ra* contains the return address of the invocation of the callback. If attribution to source code is impossible or inappropriate, *codeptr_ra* may be `NULL`.

Cross References

- `masked` construct, see Section 2.8.
- `ompt_data_t` type, see Section 4.4.4.4.
- `ompt_scope_endpoint_t` type, see Section 4.4.4.11.

4.5.2.13 `ompt_callback_sync_region_t`

Summary

The `ompt_callback_sync_region_t` type is used for callbacks that are dispatched when barrier regions, `taskwait` regions, and `taskgroup` regions begin and end and when waiting begins and ends for them as well as for when reductions are performed.

Format

```
typedef void (*ompt_callback_sync_region_t) (  
    ompt_sync_region_t kind,  
    ompt_scope_endpoint_t endpoint,  
    ompt_data_t *parallel_data,  
    ompt_data_t *task_data,  
    const void *codeptr_ra  
);
```

C / C++

Trace Record

C / C++

```
typedef struct ompt_record_sync_region_t {
    ompt_sync_region_t kind;
    ompt_scope_endpoint_t endpoint;
    ompt_id_t parallel_id;
    ompt_id_t task_id;
    const void *codeptr_ra;
} ompt_record_sync_region_t;
```

C / C++

Description of Arguments

The *kind* argument indicates the kind of synchronization.

The *endpoint* argument indicates that the callback signals the beginning of a scope or the end of a scope.

The binding of the *parallel_data* argument is the current parallel region. For the *barrier-end* event at the end of a parallel region this argument is **NULL**.

The binding of the *task_data* argument is the current task.

The *codeptr_ra* argument relates the implementation of an OpenMP region to its source code. If a runtime routine implements the region associated with a callback that has type signature **ompt_callback_sync_region_t** then *codeptr_ra* contains the return address of the call to that runtime routine. If the implementation of the region is inlined then *codeptr_ra* contains the return address of the invocation of the callback. If attribution to source code is impossible or inappropriate, *codeptr_ra* may be **NULL**.

Cross References

- **barrier** construct, see Section [2.19.2](#).
- Implicit barriers, see Section [2.19.3](#).
- **taskwait** construct, see Section [2.19.5](#).
- **taskgroup** construct, see Section [2.19.6](#).
- Properties common to all reduction clauses, see Section [2.21.5.1](#).
- **ompt_data_t** type, see Section [4.4.4.4](#).
- **ompt_scope_endpoint_t** type, see Section [4.4.4.11](#).
- **ompt_sync_region_t** type, see Section [4.4.4.13](#).

4.5.2.14 `ompt_callback_mutex_acquire_t`

Summary

The `ompt_callback_mutex_acquire_t` type is used for callbacks that are dispatched when locks are initialized, acquired and tested and when **critical** regions, **atomic** regions, and **ordered** regions are begun.

Format

```
typedef void (*ompt_callback_mutex_acquire_t) (  
    ompt_mutex_t kind,  
    unsigned int hint,  
    unsigned int impl,  
    ompt_wait_id_t wait_id,  
    const void *codeptr_ra  
);
```

Trace Record

```
typedef struct ompt_record_mutex_acquire_t {  
    ompt_mutex_t kind;  
    unsigned int hint;  
    unsigned int impl;  
    ompt_wait_id_t wait_id;  
    const void *codeptr_ra;  
} ompt_record_mutex_acquire_t;
```

Description of Arguments

The *kind* argument indicates the kind of mutual exclusion event.

The *hint* argument indicates the hint that was provided when initializing an implementation of mutual exclusion. If no hint is available when a thread initiates acquisition of mutual exclusion, the runtime may supply `omp_sync_hint_none` as the value for *hint*.

The *impl* argument indicates the mechanism chosen by the runtime to implement the mutual exclusion.

The *wait_id* argument indicates the object being awaited.

The *codeptr_ra* argument relates the implementation of an OpenMP region to its source code. If a runtime routine implements the region associated with a callback that has type signature `ompt_callback_mutex_acquire_t` then *codeptr_ra* contains the return address of the call to that runtime routine. If the implementation of the region is inlined then *codeptr_ra* contains the return address of the invocation of the callback. If attribution to source code is impossible or inappropriate, *codeptr_ra* may be `NULL`.

Cross References

- `critical` construct, see Section 2.19.1.
- `atomic` construct, see Section 2.19.7.
- `ordered` construct, see Section 2.19.9.
- `omp_init_lock` and `omp_init_nest_lock` routines, see Section 3.9.1.
- `ompt_mutex_t` type, see Section 4.4.4.16.
- `ompt_wait_id_t` type, see Section 4.4.4.30.

4.5.2.15 `ompt_callback_mutex_t`

Summary

The `ompt_callback_mutex_t` type is used for callbacks that indicate important synchronization events.

Format

```
C / C++
typedef void (*ompt_callback_mutex_t) (
    ompt_mutex_t kind,
    ompt_wait_id_t wait_id,
    const void *codeptr_ra
);
```

Trace Record

```
C / C++
typedef struct ompt_record_mutex_t {
    ompt_mutex_t kind;
    ompt_wait_id_t wait_id;
    const void *codeptr_ra;
} ompt_record_mutex_t;
```

Description of Arguments

The *kind* argument indicates the kind of mutual exclusion event.

The *wait_id* argument indicates the object being awaited.

The *codeptr_ra* argument relates the implementation of an OpenMP region to its source code. If a runtime routine implements the region associated with a callback that has type signature `ompt_callback_mutex_t` then *codeptr_ra* contains the return address of the call to that runtime routine. If the implementation of the region is inlined then *codeptr_ra* contains the return address of the invocation of the callback. If attribution to source code is impossible or inappropriate, *codeptr_ra* may be `NULL`.

Cross References

- `critical` construct, see Section 2.19.1.
- `atomic` construct, see Section 2.19.7.
- `ordered` construct, see Section 2.19.9.
- `omp_destroy_lock` and `omp_destroy_nest_lock` routines, see Section 3.9.3.
- `omp_set_lock` and `omp_set_nest_lock` routines, see Section 3.9.4.
- `omp_unset_lock` and `omp_unset_nest_lock` routines, see Section 3.9.5.
- `omp_test_lock` and `omp_test_nest_lock` routines, see Section 3.9.6.
- `ompt_mutex_t` type, see Section 4.4.4.16.
- `ompt_wait_id_t` type, see Section 4.4.4.30.

4.5.2.16 `ompt_callback_nest_lock_t`

Summary

The `ompt_callback_nest_lock_t` type is used for callbacks that indicate that a thread that owns a nested lock has performed an action related to the lock but has not relinquished ownership of it.

Format

C / C++

```
typedef void (*ompt_callback_nest_lock_t) (  
    ompt_scope_endpoint_t endpoint,  
    ompt_wait_id_t wait_id,  
    const void *codeptr_ra  
);
```

C / C++

Trace Record

C / C++

```
typedef struct ompt_record_nest_lock_t {  
    ompt_scope_endpoint_t endpoint;  
    ompt_wait_id_t wait_id;  
    const void *codeptr_ra;  
} ompt_record_nest_lock_t;
```

C / C++

Description of Arguments

The `endpoint` argument indicates that the callback signals the beginning of a scope or the end of a scope.

The `wait_id` argument indicates the object being awaited.

The *codeptr_ra* argument relates the implementation of an OpenMP region to its source code. If a runtime routine implements the region associated with a callback that has type signature **ompt_callback_nest_lock_t** then *codeptr_ra* contains the return address of the call to that runtime routine. If the implementation of the region is inlined then *codeptr_ra* contains the return address of the invocation of the callback. If attribution to source code is impossible or inappropriate, *codeptr_ra* may be **NULL**.

Cross References

- **ompt_set_nest_lock** routine, see Section 3.9.4.
- **ompt_unset_nest_lock** routine, see Section 3.9.5.
- **ompt_test_nest_lock** routine, see Section 3.9.6.
- **ompt_scope_endpoint_t** type, see Section 4.4.4.11.
- **ompt_wait_id_t** type, see Section 4.4.4.30.

4.5.2.17 ompt_callback_flush_t

Summary

The **ompt_callback_flush_t** type is used for callbacks that are dispatched when **flush** constructs are encountered.

Format

```
typedef void (*ompt_callback_flush_t) (  
    ompt_data_t *thread_data,  
    const void *codeptr_ra  
);
```

Trace Record

```
typedef struct ompt_record_flush_t {  
    const void *codeptr_ra;  
} ompt_record_flush_t;
```

Description of Arguments

The binding of the *thread_data* argument is the executing thread.

The *codeptr_ra* argument relates the implementation of an OpenMP region to its source code. If a runtime routine implements the region associated with a callback that has type signature **ompt_callback_flush_t** then *codeptr_ra* contains the return address of the call to that runtime routine. If the implementation of the region is inlined then *codeptr_ra* contains the return address of the invocation of the callback. If attribution to source code is impossible or inappropriate, *codeptr_ra* may be **NULL**.

Cross References

- `flush` construct, see Section 2.19.8.
- `ompt_data_t` type, see Section 4.4.4.4.

4.5.2.18 `ompt_callback_cancel_t`

Summary

The `ompt_callback_cancel_t` type is used for callbacks that are dispatched for *cancellation*, *cancel* and *discarded-task* events.

Format

```
C / C++
typedef void (*ompt_callback_cancel_t) (
    ompt_data_t *task_data,
    int flags,
    const void *codeptr_ra
);
```

Trace Record

```
C / C++
typedef struct ompt_record_cancel_t {
    ompt_id_t task_id;
    int flags;
    const void *codeptr_ra;
} ompt_record_cancel_t;
```

Description of Arguments

The binding of the `task_data` argument is the task that encounters a `cancel` construct, a `cancellation point` construct, or a construct defined as having an implicit cancellation point.

The `flags` argument, defined by the `ompt_cancel_flag_t` enumeration type, indicates whether cancellation is activated by the current task, or detected as being activated by another task. The construct that is being canceled is also described in the `flags` argument. When several constructs are detected as being concurrently canceled, each corresponding bit in the argument will be set.

The `codeptr_ra` argument relates the implementation of an OpenMP region to its source code. If a runtime routine implements the region associated with a callback that has type signature `ompt_callback_cancel_t` then `codeptr_ra` contains the return address of the call to that runtime routine. If the implementation of the region is inlined then `codeptr_ra` contains the return address of the invocation of the callback. If attribution to source code is impossible or inappropriate, `codeptr_ra` may be `NULL`.

Cross References

- `omp_cancel_flag_t` enumeration type, see Section 4.4.4.25.

4.5.2.19 `ompt_callback_device_initialize_t`

Summary

The `ompt_callback_device_initialize_t` type is used for callbacks that initialize device tracing interfaces.

Format

```
typedef void (*ompt_callback_device_initialize_t) (  
    int device_num,  
    const char *type,  
    ompt_device_t *device,  
    ompt_function_lookup_t lookup,  
    const char *documentation  
);
```

Description

Registration of a callback with type signature `ompt_callback_device_initialize_t` for the `ompt_callback_device_initialize` event enables asynchronous collection of a trace for a device. The OpenMP implementation invokes this callback after OpenMP is initialized for the device but before execution of any OpenMP construct is started on the device.

Description of Arguments

The `device_num` argument identifies the logical device that is being initialized.

The `type` argument is a character string that indicates the type of the device. A device type string is a semicolon-separated character string that includes at a minimum the vendor and model name of the device. These names may be followed by a semicolon-separated sequence of properties that describe the hardware or software of the device.

The `device` argument is a pointer to an opaque object that represents the target device instance. Functions in the device tracing interface use this pointer to identify the device that is being addressed.

The `lookup` argument points to a runtime callback that a tool must use to obtain pointers to runtime entry points in the device's OMPT tracing interface. If a device does not support tracing then `lookup` is `NULL`.

The `documentation` argument is a string that describes how to use any device-specific runtime entry points that can be obtained through the `lookup` argument. This documentation string may be a pointer to external documentation, or it may be inline descriptions that include names and type

1 signatures for any device-specific interfaces that are available through the *lookup* argument along
2 with descriptions of how to use these interface functions to control monitoring and analysis of
3 device traces.

4 **Constraints on Arguments**

5 The *type* and *documentation* arguments must be immutable strings that are defined for the lifetime
6 of program execution.

7 **Effect**

8 A device initializer must fulfill several duties. First, the *type* argument should be used to determine
9 if any special knowledge about the hardware and/or software of a device is employed. Second, the
10 *lookup* argument should be used to look up pointers to runtime entry points in the OMPT tracing
11 interface for the device. Finally, these runtime entry points should be used to set up tracing for the
12 device.

13 Initialization of tracing for a target device is described in Section 4.2.5.

14 **Cross References**


- 15 • `ompt_function_lookup_t` type, see Section 4.6.3.

16 **4.5.2.20 `ompt_callback_device_finalize_t`**

17 **Summary**

18 The `ompt_callback_device_initialize_t` type is used for callbacks that finalize device
19 tracing interfaces.

20 **Format**

```
21  typedef void (*ompt_callback_device_finalize_t) (  
22     int device_num  
23 );
```

 `C / C++`

24 **Description of Arguments**

25 The *device_num* argument identifies the logical device that is being finalized.

26 **Description**

27 A registered callback with type signature `ompt_callback_device_finalize_t` is
28 dispatched for a device immediately prior to finalizing the device. Prior to dispatching a finalization
29 callback for a device on which tracing is active, the OpenMP implementation stops tracing on the
30 device and synchronously flushes all trace records for the device that have not yet been reported.
31 These trace records are flushed through one or more buffer completion callbacks with type
32 signature `ompt_callback_buffer_complete_t` as needed prior to the dispatch of the
33 callback with type signature `ompt_callback_device_finalize_t`.

Cross References

- `ompt_callback_buffer_complete_t` callback type, see Section 4.5.2.24.

4.5.2.21 `ompt_callback_device_load_t`

Summary

The `ompt_callback_device_load_t` type is used for callbacks that the OpenMP runtime invokes to indicate that it has just loaded code onto the specified device.

Format

```
C / C++
typedef void (*ompt_callback_device_load_t) (
    int device_num,
    const char *filename,
    int64_t offset_in_file,
    void *vma_in_file,
    size_t bytes,
    void *host_addr,
    void *device_addr,
    uint64_t module_id
);
C / C++
```

Description of Arguments

The *device_num* argument specifies the device.

The *filename* argument indicates the name of a file in which the device code can be found. A NULL *filename* indicates that the code is not available in a file in the file system.

The *offset_in_file* argument indicates an offset into *filename* at which the code can be found. A value of -1 indicates that no offset is provided.

`ompt_addr_none` is defined as a pointer with the value ~0.

The *vma_in_file* argument indicates a virtual address in *filename* at which the code can be found. A value of `ompt_addr_none` indicates that a virtual address in the file is not available.

The *bytes* argument indicates the size of the device code object in bytes.

The *host_addr* argument indicates the address at which a copy of the device code is available in host memory. A value of `ompt_addr_none` indicates that a host code address is not available.

The *device_addr* argument indicates the address at which the device code has been loaded in device memory. A value of `ompt_addr_none` indicates that a device code address is not available.

The *module_id* argument is an identifier that is associated with the device code object.

Cross References

- Device directives, see Section 2.14.

4.5.2.22 `ompt_callback_device_unload_t`

Summary

The `ompt_callback_device_unload_t` type is used for callbacks that the OpenMP runtime invokes to indicate that it is about to unload code from the specified device.

Format

C / C++

```
typedef void (*ompt_callback_device_unload_t) (  
    int device_num,  
    uint64_t module_id  
);
```

C / C++

Description of Arguments

The `device_num` argument specifies the device.

The `module_id` argument is an identifier that is associated with the device code object.

Cross References

- Device directives, see Section 2.14.

4.5.2.23 `ompt_callback_buffer_request_t`

Summary

The `ompt_callback_buffer_request_t` type is used for callbacks that are dispatched when a buffer to store event records for a device is requested.

Format

C / C++

```
typedef void (*ompt_callback_buffer_request_t) (  
    int device_num,  
    ompt_buffer_t **buffer,  
    size_t *bytes  
);
```

C / C++

Description

A callback with type signature `ompt_callback_buffer_request_t` requests a buffer to store trace records for the specified device. A buffer request callback may set `*bytes` to 0 if it does not provide a buffer. If a callback sets `*bytes` to 0, further recording of events for the device is disabled until the next invocation of `ompt_start_trace`. This action causes the device to drop future trace records until recording is restarted.

Description of Arguments

The *device_num* argument specifies the device.

The **buffer* argument points to a buffer where device events may be recorded. The **bytes* argument indicates the length of that buffer.

Cross References

- `ompt_buffer_t` type, see Section 4.4.4.7.

4.5.2.24 `ompt_callback_buffer_complete_t`

Summary

The `ompt_callback_buffer_complete_t` type is used for callbacks that are dispatched when devices will not record any more trace records in an event buffer and all records written to the buffer are valid.

Format

```
typedef void (*ompt_callback_buffer_complete_t) (  
    int device_num,  
    ompt_buffer_t *buffer,  
    size_t bytes,  
    ompt_buffer_cursor_t begin,  
    int buffer_owned  
);
```

Description

A callback with type signature `ompt_callback_buffer_complete_t` provides a buffer that contains trace records for the specified device. Typically, a tool will iterate through the records in the buffer and process them.

The OpenMP implementation makes these callbacks on a thread that is not an OpenMP primary or worker thread.

The callee may not delete the buffer if the *buffer_owned* argument is 0.

The buffer completion callback is not required to be *async signal safe*.

Description of Arguments

The *device_num* argument indicates the device for which the buffer contains events.

The *buffer* argument is the address of a buffer that was previously allocated by a *buffer request* callback.

The *bytes* argument indicates the full size of the buffer.

1 The *begin* argument is an opaque cursor that indicates the position of the beginning of the first
2 record in the buffer.

3 The *buffer_owned* argument is 1 if the data to which the buffer points can be deleted by the callback
4 and 0 otherwise. If multiple devices accumulate trace events into a single buffer, this callback may
5 be invoked with a pointer to one or more trace records in a shared buffer with *buffer_owned* = 0. In
6 this case, the callback may not delete the buffer.

7 Cross References

- 8 • `ompt_buffer_t` type, see Section 4.4.4.7.
- 9 • `ompt_buffer_cursor_t` type, see Section 4.4.4.8.

10 4.5.2.25 `ompt_callback_target_data_op_emi_t` and 11 `ompt_callback_target_data_op_t`

12 Summary

13 The `ompt_callback_target_data_op_emi_t` and
14 `ompt_callback_target_data_op_t` types are used for callbacks that are dispatched when
15 a thread maps data to a device.

16 Format

C / C++

```
17 typedef void (*ompt_callback_target_data_op_emi_t) (  
18     ompt_scope_endpoint_t endpoint,  
19     ompt_data_t *target_task_data,  
20     ompt_data_t *target_data,  
21     ompt_id_t *host_op_id,  
22     ompt_target_data_op_t optype,  
23     void *src_addr,  
24     int src_device_num,  
25     void *dest_addr,  
26     int dest_device_num,  
27     size_t bytes,  
28     const void *codeptr_ra  
29 );
```

```

1  typedef void (*ompt_callback_target_data_op_t) (
2      ompt_id_t target_id,
3      ompt_id_t host_op_id,
4      ompt_target_data_op_t optype,
5      void *src_addr,
6      int src_device_num,
7      void *dest_addr,
8      int dest_device_num,
9      size_t bytes,
10     const void *codeptr_ra
11 );

```

C / C++

Trace Record

```

12
13 typedef struct ompt_record_target_data_op_t {
14     ompt_id_t host_op_id;
15     ompt_target_data_op_t optype;
16     void *src_addr;
17     int src_device_num;
18     void *dest_addr;
19     int dest_device_num;
20     size_t bytes;
21     ompt_device_time_t end_time;
22     const void *codeptr_ra;
23 } ompt_record_target_data_op_t;

```

C / C++

Description

A thread dispatches a registered `ompt_callback_target_data_op_emi` or `ompt_callback_target_data_op` callback when device memory is allocated or freed, as well as when data is copied to or from a device.

Note – An OpenMP implementation may aggregate program variables and data operations upon them. For instance, an OpenMP implementation may synthesize a composite to represent multiple scalars and then allocate, free, or copy this composite as a whole rather than performing data operations on each scalar individually. Thus, callbacks may not be dispatched as separate data operations on each variable.

1 **Description of Arguments**

2 The *endpoint* argument indicates that the callback signals the beginning or end of a scope.

3 The binding of the *target_task_data* argument is the target task region.

4 The binding of the *target_data* argument is the target region.

5 The *host_op_id* argument points to a tool controlled integer value, which identifies a data operation
6 on a target device.

7 The *optype* argument indicates the kind of data operation.

8 The *src_addr* argument indicates the data address before the operation, where applicable.

9 The *src_device_num* argument indicates the source device number for the data operation, where
10 applicable.

11 The *dest_addr* argument indicates the data address after the operation.

12 The *dest_device_num* argument indicates the destination device number for the data operation.

13 Whether in some operations *src_addr* or *dest_addr* may point to an intermediate buffer is
14 implementation defined.

15 The *bytes* argument indicates the size of data.

16 The *codeptr_ra* argument relates the implementation of an OpenMP region to its source code. If a
17 runtime routine implements the region associated with a callback that has type signature
18 **ompt_callback_target_data_op_emi_t** or **ompt_callback_target_data_op_t**
19 then *codeptr_ra* contains the return address of the call to that runtime routine. If the implementation
20 of the region is inlined then *codeptr_ra* contains the return address of the invocation of the callback.
21 If attribution to source code is impossible or inappropriate, *codeptr_ra* may be **NULL**.

22 **Restrictions**

23 Restrictions to the **ompt_callback_target_data_op_emi** and
24 **ompt_callback_target_data_op** callbacks are as follows:

- 25
 - These callbacks must not be registered at the same time.

26 **Cross References**

- 27
 - **map** clause, see Section [2.21.7.1](#).
 - **ompt_id_t** type, see Section [4.4.4.3](#).
 - **ompt_data_t** type, see Section [4.4.4.4](#).
 - **ompt_scope_endpoint_t** type, see Section [4.4.4.11](#).
 - **ompt_target_data_op_t** type, see Section [4.4.4.14](#).

4.5.2.26 `ompt_callback_target_emi_t` and `ompt_callback_target_t`

Summary

The `ompt_callback_target_emi_t` and `ompt_callback_target_t` types are used for callbacks that are dispatched when a thread begins to execute a device construct.

Format

C / C++

```
typedef void (*ompt_callback_target_emi_t) (  
    ompt_target_t kind,  
    ompt_scope_endpoint_t endpoint,  
    int device_num,  
    ompt_data_t *task_data,  
    ompt_data_t *target_task_data,  
    ompt_data_t *target_data,  
    const void *codeptr_ra  
);
```

```
typedef void (*ompt_callback_target_t) (  
    ompt_target_t kind,  
    ompt_scope_endpoint_t endpoint,  
    int device_num,  
    ompt_data_t *task_data,  
    ompt_id_t target_id,  
    const void *codeptr_ra  
);
```

C / C++

Trace Record

C / C++

```
typedef struct ompt_record_target_t {  
    ompt_target_t kind;  
    ompt_scope_endpoint_t endpoint;  
    int device_num;  
    ompt_id_t task_id;  
    ompt_id_t target_id;  
    const void *codeptr_ra;  
} ompt_record_target_t;
```

C / C++

1 **Description of Arguments**

2 The *kind* argument indicates the kind of target region.

3 The *endpoint* argument indicates that the callback signals the beginning of a scope or the end of a
4 scope.

5 The *device_num* argument indicates the device number of the device that will execute the target
6 region.

7 The binding of the *task_data* argument is the generating task.

8 The binding of the *target_task_data* argument is the target region.

9 The binding of the *target_data* argument is the target region.

10 The *codeptr_ra* argument relates the implementation of an OpenMP region to its source code. If a
11 runtime routine implements the region associated with a callback that has type signature
12 **ompt_callback_target_emi_t** or **ompt_callback_target_t** then *codeptr_ra*
13 contains the return address of the call to that runtime routine. If the implementation of the region is
14 inlined then *codeptr_ra* contains the return address of the invocation of the callback. If attribution
15 to source code is impossible or inappropriate, *codeptr_ra* may be **NULL**.

16 **Restrictions**

17 Restrictions to the **ompt_callback_target_emi** and **ompt_callback_target** callbacks
18 are as follows:

- 19
 - These callbacks must not be registered at the same time.

20 **Cross References**

- 21
 - **target data** construct, see Section [2.14.2](#).
 - **target enter data** construct, see Section [2.14.3](#).
 - **target exit data** construct, see Section [2.14.4](#).
 - **target** construct, see Section [2.14.5](#).
 - **target update** construct, see Section [2.14.6](#).
 - **ompt_id_t** type, see Section [4.4.4.3](#).
 - **ompt_data_t** type, see Section [4.4.4.4](#).
 - **ompt_scope_endpoint_t** type, see Section [4.4.4.11](#).
 - **ompt_target_t** type, see Section [4.4.4.20](#).

4.5.2.27 `ompt_callback_target_map_emi_t` and `ompt_callback_target_map_t`

Summary

The `ompt_callback_target_map_emi_t` and `ompt_callback_target_map_t` types are used for callbacks that are dispatched to indicate data mapping relationships.

Format

C / C++

```
typedef void (*ompt_callback_target_map_emi_t) (  
    ompt_data_t *target_data,  
    unsigned int nitems,  
    void **host_addr,  
    void **device_addr,  
    size_t *bytes,  
    unsigned int *mapping_flags,  
    const void *codeptr_ra  
);
```

```
typedef void (*ompt_callback_target_map_t) (  
    ompt_id_t target_id,  
    unsigned int nitems,  
    void **host_addr,  
    void **device_addr,  
    size_t *bytes,  
    unsigned int *mapping_flags,  
    const void *codeptr_ra  
);
```

C / C++

Trace Record

C / C++

```
typedef struct ompt_record_target_map_t {  
    ompt_id_t target_id;  
    unsigned int nitems;  
    void **host_addr;  
    void **device_addr;  
    size_t *bytes;  
    unsigned int *mapping_flags;  
    const void *codeptr_ra;  
} ompt_record_target_map_t;
```

C / C++

Description

An instance of a **target**, **target data**, **target enter data**, or **target exit data** construct may contain one or more **map** clauses. An OpenMP implementation may report the set of mappings associated with **map** clauses for a construct with a single **ompt_callback_target_map_emi** or **ompt_callback_target_map** callback to report the effect of all mappings or multiple **ompt_callback_target_map_emi** or **ompt_callback_target_map** callbacks with each reporting a subset of the mappings. Furthermore, an OpenMP implementation may omit mappings that it determines are unnecessary. If an OpenMP implementation issues multiple **ompt_callback_target_map_emi** or **ompt_callback_target_map** callbacks, these callbacks may be interleaved with **ompt_callback_target_data_op_emi** or **ompt_callback_target_data_op** callbacks used to report data operations associated with the mappings.

Description of Arguments

The binding of the *target_data* argument is the target region.

The *nitems* argument indicates the number of data mappings that this callback reports.

The *host_addr* argument indicates an array of host data addresses.

The *device_addr* argument indicates an array of device data addresses.

The *bytes* argument indicates an array of sizes of data.

The *mapping_flags* argument indicates the kind of data mapping. Flags for a mapping include one or more values specified by the **ompt_target_map_flag_t** type.

The *codeptr_ra* argument relates the implementation of an OpenMP region to its source code. If a runtime routine implements the region associated with a callback that has type signature **ompt_callback_target_map_t** or **ompt_callback_target_map_emi_t** then *codeptr_ra* contains the return address of the call to that runtime routine. If the implementation of the region is inlined then *codeptr_ra* contains the return address of the invocation of the callback. If attribution to source code is impossible or inappropriate, *codeptr_ra* may be **NULL**.

Restrictions

Restrictions to the **ompt_callback_target_data_map_emi** and **ompt_callback_target_data_map** callbacks are as follows:

- These callbacks must not be registered at the same time.

Cross References

- **target data** construct, see Section 2.14.2.
- **target enter data** construct, see Section 2.14.3.
- **target exit data** construct, see Section 2.14.4.
- **target** construct, see Section 2.14.5.

- 1 • `ompt_id_t` type, see Section 4.4.4.3.
- 2 • `ompt_data_t` type, see Section 4.4.4.4.
- 3 • `ompt_target_map_flag_t` type, see Section 4.4.4.22.
- 4 • `ompt_callback_target_data_op_emi_t` or
- 5 `ompt_callback_target_data_op_t` callback type, see Section 4.5.2.25.



6 4.5.2.28 `ompt_callback_target_submit_emi_t` and

7 `ompt_callback_target_submit_t`

8 Summary

9 The `ompt_callback_target_submit_emi_t` and
10 `ompt_callback_target_submit_t` types are used for callbacks that are dispatched before
11 and after the host initiates creation of an initial task on a device.



12 Format

13  C / C++ 

```
14 typedef void (*ompt_callback_target_submit_emi_t) (  
15     ompt_scope_endpoint_t endpoint,  
16     ompt_data_t *target_data,  
17     ompt_id_t *host_op_id,  
18     unsigned int requested_num_teams  
19 );  
20  
21 typedef void (*ompt_callback_target_submit_t) (  
22     ompt_id_t target_id,  
23     ompt_id_t host_op_id,  
24     unsigned int requested_num_teams  
25 );
```

26  C / C++ 

24 Trace Record

25  C / C++ 

```
26 typedef struct ompt_record_target_kernel_t {  
27     ompt_id_t host_op_id;  
28     unsigned int requested_num_teams;  
29     unsigned int granted_num_teams;  
30     ompt_device_time_t end_time;  
31 } ompt_record_target_kernel_t;
```

32  C / C++ 

Description

A thread dispatches a registered `ompt_callback_target_submit_emi` or `ompt_callback_target_submit` callback on the host before and after a target task initiates creation of an initial task on a device.

Description of Arguments

The `endpoint` argument indicates that the callback signals the beginning or end of a scope.

The binding of the `target_data` argument is the target region.

The `host_op_id` argument points to a tool controlled integer value, which identifies an initial task on a target device.

The `requested_num_teams` argument is the number of teams that the host requested to execute the kernel. The actual number of teams that execute the kernel may be smaller and generally will not be known until the kernel begins to execute on the device.

If `ompt_set_trace_ompt` has configured the device to trace kernel execution then the device will log a `ompt_record_target_kernel_t` record in a trace. The fields in the record are as follows:

- The `host_op_id` field contains a tool-controlled identifier that can be used to correlate a `ompt_record_target_kernel_t` record with its associated `ompt_callback_target_submit_emi` or `ompt_callback_target_submit` callback on the host;
- The `requested_num_teams` field contains the number of teams that the host requested to execute the kernel;
- The `granted_num_teams` field contains the number of teams that the device actually used to execute the kernel;
- The time when the initial task began execution on the device is recorded in the `time` field of an enclosing `ompt_record_t` structure; and
- The time when the initial task completed execution on the device is recorded in the `end_time` field.

Restrictions

Restrictions to the `ompt_callback_target_submit_emi` and `ompt_callback_target_submit` callbacks are as follows:

- These callbacks must not be registered at the same time.

Cross References

- `target` construct, see Section 2.14.5.
- `ompt_id_t` type, see Section 4.4.4.3.
- `ompt_data_t` type, see Section 4.4.4.4.
- `ompt_scope_endpoint_t` type, see Section 4.4.4.11.

4.5.2.29 `ompt_callback_control_tool_t`

Summary

The `ompt_callback_control_tool_t` type is used for callbacks that dispatch *tool-control* events.

Format

C / C++

```
typedef int (*ompt_callback_control_tool_t) (  
    uint64_t command,  
    uint64_t modifier,  
    void *arg,  
    const void *codeptr_ra  
);
```

C / C++

Trace Record

C / C++

```
typedef struct ompt_record_control_tool_t {  
    uint64_t command;  
    uint64_t modifier;  
    const void *codeptr_ra;  
} ompt_record_control_tool_t;
```

C / C++

Description

Callbacks with type signature `ompt_callback_control_tool_t` may return any non-negative value, which will be returned to the application as the return value of the `omp_control_tool` call that triggered the callback.

Description of Arguments

The *command* argument passes a command from an application to a tool. Standard values for *command* are defined by `omp_control_tool_t` in Section 3.14.

The *modifier* argument passes a command modifier from an application to a tool.

The *command* and *modifier* arguments may have tool-specific values. Tools must ignore *command* values that they are not designed to handle.

1 The *arg* argument is a void pointer that enables a tool and an application to exchange arbitrary state.
2 The *arg* argument may be **NULL**.

3 The *codeptr_ra* argument relates the implementation of an OpenMP region to its source code. If a
4 runtime routine implements the region associated with a callback that has type signature
5 **ompt_callback_control_tool_t** then *codeptr_ra* contains the return address of the call to
6 that runtime routine. If the implementation of the region is inlined then *codeptr_ra* contains the
7 return address of the invocation of the callback. If attribution to source code is impossible or
8 inappropriate, *codeptr_ra* may be **NULL**.

9 Constraints on Arguments

10 Tool-specific values for *command* must be ≥ 64 .

11 Cross References

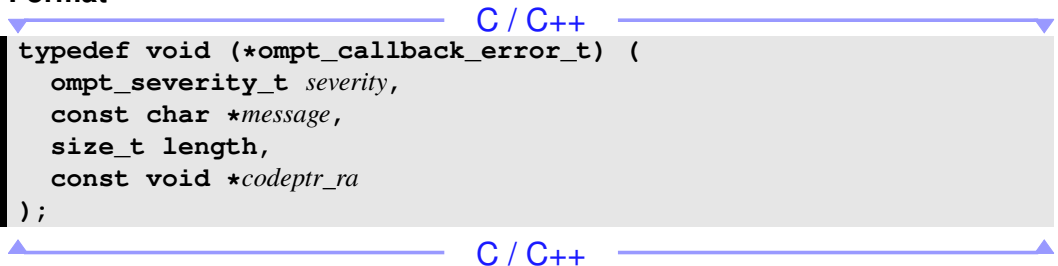
- 12 • Tool control routine and types, see Section 3.14.

13 4.5.2.30 ompt_callback_error_t

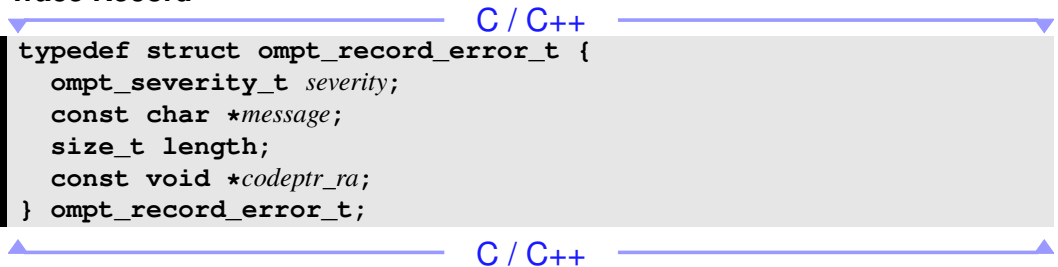
14 Summary

15 The **ompt_callback_error_t** type is used for callbacks that dispatch *runtime-error* events.

16 Format

17  C / C++
18 typedef void (*ompt_callback_error_t) (
19 ompt_severity_t severity,
20 const char *message,
21 size_t length,
22 const void *codeptr_ra
);

23 Trace Record

24  C / C++
25 typedef struct ompt_record_error_t {
26 ompt_severity_t severity;
27 const char *message;
28 size_t length;
29 const void *codeptr_ra;
} ompt_record_error_t;
30

31 Description

32 A thread dispatches a registered **ompt_callback_error_t** callback when an **error** directive is encountered for which the **at (execution)** clause is specified.

Description of Arguments

The *severity* argument passes the specified severity level.

The *message* argument passes the string from the **message** clause.

The *length* argument provides the length of the string.

The *codeptr_ra* argument relates the implementation of an OpenMP region to its source code. If a runtime routine implements the region associated with a callback that has type signature **ompt_callback_error_t** then *codeptr_ra* contains the return address of the call to that runtime routine. If the implementation of the region is inlined then *codeptr_ra* contains the return address of the invocation of the callback. If attribution to source code is impossible or inappropriate, *codeptr_ra* may be **NULL**.

Cross References

- **error** directive, see Section 2.5.4.
- **ompt_severity_t** enumeration type, see Section 4.4.4.24.

4.6 OMPT Runtime Entry Points for Tools

OMPT supports two principal sets of runtime entry points for tools. One set of runtime entry points enables a tool to register callbacks for OpenMP events and to inspect the state of an OpenMP thread while executing in a tool callback or a signal handler. The second set of runtime entry points enables a tool to trace activities on a device. When directed by the tracing interface, an OpenMP implementation will trace activities on a device, collect buffers of trace records, and invoke callbacks on the host to process these records. OMPT runtime entry points should not be global symbols since tools cannot rely on the visibility of such symbols.

OMPT also supports runtime entry points for two classes of lookup routines. The first class of lookup routines contains a single member: a routine that returns runtime entry points in the OMPT callback interface. The second class of lookup routines includes a unique lookup routine for each kind of device that can return runtime entry points in a device's OMPT tracing interface.

The **omp-tools.h** C/C++ header file provides the definitions of the types that are specified throughout this subsection.

Binding

The binding thread set for each of the entry points in this section is the encountering thread unless otherwise specified. The binding task set is the task executing on the encountering thread.

Restrictions

Restrictions on OMPT runtime entry points are as follows:

- OMPT runtime entry points must not be called from a signal handler on a native thread before a *native-thread-begin* or after a *native-thread-end* event.
- OMPT device runtime entry points must not be called after a *device-finalize* event for that device.

4.6.1 Entry Points in the OMPT Callback Interface

Entry points in the OMPT callback interface enable a tool to register callbacks for OpenMP events and to inspect the state of an OpenMP thread while executing in a tool callback or a signal handler. Pointers to these runtime entry points are obtained through the lookup function that is provided through the OMPT initializer.

4.6.1.1 `ompt_enumerate_states_t`

Summary

The `ompt_enumerate_states_t` type is the type signature of the `ompt_enumerate_states` runtime entry point, which enumerates the thread states that an OpenMP implementation supports.

Format

```
C / C++
typedef int (*ompt_enumerate_states_t) (
    int current_state,
    int *next_state,
    const char **next_state_name
);
```

C / C++

Description

An OpenMP implementation may support only a subset of the states defined by the `ompt_state_t` enumeration type. An OpenMP implementation may also support implementation-specific states. The `ompt_enumerate_states` runtime entry point, which has type signature `ompt_enumerate_states_t`, enables a tool to enumerate the supported thread states.

When a supported thread state is passed as `current_state`, the runtime entry point assigns the next thread state in the enumeration to the variable passed by reference in `next_state` and assigns the name associated with that state to the character pointer passed by reference in `next_state_name`.

Whenever one or more states are left in the enumeration, the `ompt_enumerate_states` runtime entry point returns 1. When the last state in the enumeration is passed as `current_state`, `ompt_enumerate_states` returns 0, which indicates that the enumeration is complete.

Description of Arguments

The `current_state` argument must be a thread state that the OpenMP implementation supports. To begin enumerating the supported states, a tool should pass `ompt_state_undefined` as `current_state`. Subsequent invocations of `ompt_enumerate_states` should pass the value assigned to the variable that was passed by reference in `next_state` to the previous call.

1 The value `ompt_state_undefined` is reserved to indicate an invalid thread state.
2 `ompt_state_undefined` is defined as an integer with the value 0.

3 The `next_state` argument is a pointer to an integer in which `ompt_enumerate_states` returns
4 the value of the next state in the enumeration.

5 The `next_state_name` argument is a pointer to a character string pointer through which
6 `ompt_enumerate_states` returns a string that describes the next state.

7 Constraints on Arguments

8 Any string returned through the `next_state_name` argument must be immutable and defined for the
9 lifetime of program execution.

10 Cross References

- 11 • `ompt_state_t` type, see Section 4.4.4.27.

12 4.6.1.2 `ompt_enumerate_mutex_impls_t`

13 Summary

14 The `ompt_enumerate_mutex_impls_t` type is the type signature of the
15 `ompt_enumerate_mutex_impls` runtime entry point, which enumerates the kinds of mutual
16 exclusion implementations that an OpenMP implementation employs.

17 Format

```
18 typedef int (*ompt_enumerate_mutex_impls_t) (  
19     int current_impl,  
20     int *next_impl,  
21     const char **next_impl_name  
22 );
```

C / C++

C / C++

23 Description

24 Mutual exclusion for locks, `critical` sections, and `atomic` regions may be implemented in
25 several ways. The `ompt_enumerate_mutex_impls` runtime entry point, which has type
26 signature `ompt_enumerate_mutex_impls_t`, enables a tool to enumerate the supported
27 mutual exclusion implementations.

28 When a supported mutex implementation is passed as `current_impl`, the runtime entry point assigns
29 the next mutex implementation in the enumeration to the variable passed by reference in `next_impl`
30 and assigns the name associated with that mutex implementation to the character pointer passed by
31 reference in `next_impl_name`.

32 Whenever one or more mutex implementations are left in the enumeration, the
33 `ompt_enumerate_mutex_impls` runtime entry point returns 1. When the last mutex

1 implementation in the enumeration is passed as *current_impl*, the runtime entry point returns 0,
2 which indicates that the enumeration is complete.

3 **Description of Arguments**

4 The *current_impl* argument must be a mutex implementation that an OpenMP implementation
5 supports. To begin enumerating the supported mutex implementations, a tool should pass
6 **ompt_mutex_impl_none** as *current_impl*. Subsequent invocations of
7 **ompt_enumerate_mutex_impls** should pass the value assigned to the variable that was
8 passed in *next_impl* to the previous call.

9 The value **ompt_mutex_impl_none** is reserved to indicate an invalid mutex implementation.
10 **ompt_mutex_impl_none** is defined as an integer with the value 0.

11 The *next_impl* argument is a pointer to an integer in which **ompt_enumerate_mutex_impls**
12 returns the value of the next mutex implementation in the enumeration.

13 The *next_impl_name* argument is a pointer to a character string pointer in which
14 **ompt_enumerate_mutex_impls** returns a string that describes the next mutex
15 implementation.

16 **Constraints on Arguments**

17 Any string returned through the *next_impl_name* argument must be immutable and defined for the
18 lifetime of a program execution.

19 **Cross References**

- 20 • **ompt_mutex_t** type, see Section [4.4.4.16](#).

21 **4.6.1.3 ompt_set_callback_t**

22 **Summary**

23 The **ompt_set_callback_t** type is the type signature of the **ompt_set_callback** runtime
24 entry point, which registers a pointer to a tool callback that an OpenMP implementation invokes
25 when a host OpenMP event occurs.

26 **Format**

```
27 C / C++  
28 typedef ompt_set_result_t (*ompt_set_callback_t) (  
29     ompt_callbacks_t event,  
30     ompt_callback_t callback  
31 );  
32 C / C++
```

Description

OpenMP implementations can use callbacks to indicate the occurrence of events during the execution of an OpenMP program. The `ompt_set_callback` runtime entry point, which has type signature `ompt_set_callback_t`, registers a callback for an OpenMP event on the current device. The return value of `ompt_set_callback` indicates the outcome of registering the callback.

Description of Arguments

The *event* argument indicates the event for which the callback is being registered.

The *callback* argument is a tool callback function. If *callback* is `NULL` then callbacks associated with *event* are disabled. If callbacks are successfully disabled then `ompt_set_always` is returned.

Constraints on Arguments

When a tool registers a callback for an event, the type signature for the callback must match the type signature appropriate for the event.

Restrictions

Restrictions on the `ompt_set_callback` runtime entry point are as follows:

- The entry point must not return `ompt_set_impossible`.

Cross References

- Monitoring activity on the host with OMPT, see Section 4.2.4.
- `ompt_callbacks_t` enumeration type, see Section 4.4.2.
- `ompt_callback_t` type, see Section 4.4.4.1.
- `ompt_set_result_t` type, see Section 4.4.4.2.
- `ompt_get_callback_t` host callback type signature, see Section 4.6.1.4.

4.6.1.4 `ompt_get_callback_t`

Summary

The `ompt_get_callback_t` type is the type signature of the `ompt_get_callback` runtime entry point, which retrieves a pointer to a registered tool callback routine (if any) that an OpenMP implementation invokes when a host OpenMP event occurs.

Format

```
typedef int (*ompt_get_callback_t) (  
    ompt_callbacks_t event,  
    ompt_callback_t *callback  
);
```

C / C++

Description

The `ompt_get_callback` runtime entry point, which has type signature `ompt_get_callback_t`, retrieves a pointer to the tool callback that an OpenMP implementation may invoke when a host OpenMP event occurs. If a non-null tool callback is registered for the specified event, the pointer to the tool callback is assigned to the variable passed by reference in `callback` and `ompt_get_callback` returns 1; otherwise, it returns 0. If `ompt_get_callback` returns 0, the value of the variable passed by reference as `callback` is undefined.

Description of Arguments

The `event` argument indicates the event for which the callback would be invoked.

The `callback` argument returns a pointer to the callback associated with `event`.

Constraints on Arguments

The `callback` argument cannot be NULL and must point to valid storage.

Cross References

- `ompt_callbacks_t` enumeration type, see Section 4.4.2.
- `ompt_callback_t` type, see Section 4.4.4.1.
- `ompt_set_callback_t` type signature, see Section 4.6.1.3.

4.6.1.5 `ompt_get_thread_data_t`

Summary

The `ompt_get_thread_data_t` type is the type signature of the `ompt_get_thread_data` runtime entry point, which returns the address of the thread data object for the current thread.

Format

```

C / C++
typedef ompt_data_t *(*ompt_get_thread_data_t) (void);
C / C++
```

Description

Each OpenMP thread can have an associated thread data object of type `ompt_data_t`. The `ompt_get_thread_data` runtime entry point, which has type signature `ompt_get_thread_data_t`, retrieves a pointer to the thread data object, if any, that is associated with the current thread. A tool may use a pointer to an OpenMP thread's data object that `ompt_get_thread_data` retrieves to inspect or to modify the value of the data object. When an OpenMP thread is created, its data object is initialized with value `ompt_data_none`.

This runtime entry point is *async signal safe*.

Cross References

- `ompt_data_t` type, see Section 4.4.4.4.

4.6.1.6 `ompt_get_num_procs_t`

Summary

The `ompt_get_num_procs_t` type is the type signature of the `ompt_get_num_procs` runtime entry point, which returns the number of processors currently available to the execution environment on the host device.

Format

```
typedef int (*ompt_get_num_procs_t) (void);
```

Binding

The binding thread set is all threads on the host device.

Description

The `ompt_get_num_procs` runtime entry point, which has type signature `ompt_get_num_procs_t`, returns the number of processors that are available on the host device at the time the routine is called. This value may change between the time that it is determined and the time that it is read in the calling context due to system actions outside the control of the OpenMP implementation.

This runtime entry point is *async signal safe*.

4.6.1.7 `ompt_get_num_places_t`

Summary

The `ompt_get_num_places_t` type is the type signature of the `ompt_get_num_places` runtime entry point, which returns the number of places currently available to the execution environment in the place list.

Format

```
typedef int (*ompt_get_num_places_t) (void);
```

Binding

The binding thread set is all threads on a device.

Description

The `ompt_get_num_places` runtime entry point, which has type signature `ompt_get_num_places_t`, returns the number of places in the place list. This value is equivalent to the number of places in the *place-partition-var* ICV in the execution environment of the initial task.

This runtime entry point is *async signal safe*.

Cross References

- *place-partition-var* ICV, see Section 2.4.
- `OMP_PLACES` environment variable, see Section 6.5.

4.6.1.8 `ompt_get_place_proc_ids_t`

Summary

The `ompt_get_place_procs_ids_t` type is the type signature of the `ompt_get_num_place_procs_ids` runtime entry point, which returns the numerical identifiers of the processors that are available to the execution environment in the specified place.

Format

```
C / C++
typedef int (*ompt_get_place_proc_ids_t) (
    int place_num,
    int ids_size,
    int *ids
);
```

C / C++

Binding

The binding thread set is all threads on a device.

Description

The `ompt_get_place_proc_ids` runtime entry point, which has type signature `ompt_get_place_proc_ids_t`, returns the numerical identifiers of each processor that is associated with the specified place. These numerical identifiers are non-negative, and their meaning is implementation defined.

Description of Arguments

The *place_num* argument specifies the place that is being queried.

The *ids* argument is an array in which the routine can return a vector of processor identifiers in the specified place.

The *ids_size* argument indicates the size of the result array that is specified by *ids*.

Effect

If the *ids* array of size *ids_size* is large enough to contain all identifiers then they are returned in *ids* and their order in the array is implementation defined. Otherwise, if the *ids* array is too small, the values in *ids* when the function returns are unspecified. The routine always returns the number of numerical identifiers of the processors that are available to the execution environment in the specified place.

4.6.1.9 `ompt_get_place_num_t`

Summary

The `ompt_get_place_num_t` type is the type signature of the `ompt_get_place_num` runtime entry point, which returns the place number of the place to which the current thread is bound.

Format

```
typedef int (*ompt_get_place_num_t) (void);
```

C / C++

Description

When the current thread is bound to a place, `ompt_get_place_num` returns the place number associated with the thread. The returned value is between 0 and one less than the value returned by `ompt_get_num_places`, inclusive. When the current thread is not bound to a place, the routine returns -1.

This runtime entry point is *async signal safe*.

4.6.1.10 `ompt_get_partition_place_nums_t`

Summary

The `ompt_get_partition_place_nums_t` type is the type signature of the `ompt_get_partition_place_nums` runtime entry point, which returns a list of place numbers that correspond to the places in the *place-partition-var* ICV of the innermost implicit task.

Format

```
typedef int (*ompt_get_partition_place_nums_t) (  
    int place_nums_size,  
    int *place_nums  
);
```

C / C++

Description

The `ompt_get_partition_place_nums` runtime entry point, which has type signature `ompt_get_partition_place_nums_t`, returns a list of place numbers that correspond to the places in the *place-partition-var* ICV of the innermost implicit task.

This runtime entry point is *async signal safe*.

1 **Description of Arguments**

2 The *place_nums* argument is an array in which the routine can return a vector of place identifiers.
3 The *place_nums_size* argument indicates the size of the result array that the *place_nums* argument
4 specifies.

5 **Effect**

6 If the *place_nums* array of size *place_nums_size* is large enough to contain all identifiers then they
7 are returned in *place_nums* and their order in the array is implementation defined. Otherwise, if the
8 *place_nums* array is too small, the values in *place_nums* when the function returns are unspecified.
9 The routine always returns the number of places in the *place-partition-var* ICV of the innermost
10 implicit task.

11 **Cross References**

- 12 • *place-partition-var* ICV, see Section 2.4.
- 13 • **OMP_PLACES** environment variable, see Section 6.5.

14 **4.6.1.11 ompt_get_proc_id_t**

15 **Summary**

16 The **ompt_get_proc_id_t** type is the type signature of the **ompt_get_proc_id** runtime
17 entry point, which returns the numerical identifier of the processor of the current thread.

18 **Format**

```
19      | typedef int (*ompt_get_proc_id_t) (void);
```

C / C++

20 **Description**

21 The **ompt_get_proc_id** runtime entry point, which has type signature
22 **ompt_get_proc_id_t**, returns the numerical identifier of the processor of the current thread.
23 A defined numerical identifier is non-negative, and its meaning is implementation defined. A
24 negative number indicates a failure to retrieve the numerical identifier.

25 This runtime entry point is *async signal safe*.

26 **4.6.1.12 ompt_get_state_t**

27 **Summary**

28 The **ompt_get_state_t** type is the type signature of the **ompt_get_state** runtime entry
29 point, which returns the state and the wait identifier of the current thread.

Format

```
typedef int (*ompt_get_state_t) (  
    ompt_wait_id_t *wait_id  
);
```

C / C++

Description

Each OpenMP thread has an associated state and a wait identifier. If a thread's state indicates that the thread is waiting for mutual exclusion then its wait identifier contains an opaque handle that indicates the data object upon which the thread is waiting. The `ompt_get_state` runtime entry point, which has type signature `ompt_get_state_t`, retrieves the state and wait identifier of the current thread. The returned value may be any one of the states predefined by `ompt_state_t` or a value that represents an implementation-specific state. The tool may obtain a string representation for each state with the `ompt_enumerate_states` function.

If the returned state indicates that the thread is waiting for a lock, nest lock, **critical** region, **atomic** region, or **ordered** region then the value of the thread's wait identifier is assigned to a non-null wait identifier passed as the `wait_id` argument.

This runtime entry point is *async signal safe*.

Description of Arguments

The `wait_id` argument is a pointer to an opaque handle that is available to receive the value of the wait identifier of the thread. If `wait_id` is not **NULL** then the entry point assigns the value of the wait identifier of the thread to the object to which `wait_id` points. If the returned state is not one of the specified wait states then the value of opaque object to which `wait_id` points is undefined after the call.

Constraints on Arguments

The argument passed to the entry point must be a reference to a variable of the specified type or **NULL**.

Cross References

- `ompt_state_t` type, see Section [4.4.4.27](#).
- `ompt_wait_id_t` type, see Section [4.4.4.30](#).
- `ompt_enumerate_states_t` type, see Section [4.6.1.1](#).

4.6.1.13 `ompt_get_parallel_info_t`

Summary

The `ompt_get_parallel_info_t` type is the type signature of the `ompt_get_parallel_info` runtime entry point, which returns information about the parallel region, if any, at the specified ancestor level for the current execution context.

Format

C / C++

```
typedef int (*ompt_get_parallel_info_t) (  
    int ancestor_level,  
    ompt_data_t **parallel_data,  
    int *team_size  
);
```

C / C++

Description

During execution, an OpenMP program may employ nested parallel regions. The `ompt_get_parallel_info` runtime entry point, which has type signature `ompt_get_parallel_info_t`, retrieves information, about the current parallel region and any enclosing parallel regions for the current execution context. The entry point returns 2 if a parallel region exists at the specified ancestor level and the information is available, 1 if a parallel region exists at the specified ancestor level but the information is currently unavailable, and 0 otherwise.

A tool may use the pointer to the data object of a parallel region that it obtains from this runtime entry point to inspect or to modify the value of the data object. When a parallel region is created, its data object will be initialized with the value `ompt_data_none`.

This runtime entry point is *async signal safe*.

Between a *parallel-begin* event and an *implicit-task-begin* event, a call to `ompt_get_parallel_info(0, ...)` may return information about the outer parallel team, the new parallel team or an inconsistent state.

If a thread is in the state `ompt_state_wait_barrier_implicit_parallel` then a call to `ompt_get_parallel_info` may return a pointer to a copy of the specified parallel region's *parallel_data* rather than a pointer to the data word for the region itself. This convention enables the primary thread for a parallel region to free storage for the region immediately after the region ends, yet avoid having some other thread in the team that is executing the region potentially reference the *parallel_data* object for the region after it has been freed.

Description of Arguments

The *ancestor_level* argument specifies the parallel region of interest by its ancestor level. Ancestor level 0 refers to the innermost parallel region; information about enclosing parallel regions may be obtained using larger values for *ancestor_level*.

The *parallel_data* argument returns the parallel data if the argument is not **NULL**.

The *team_size* argument returns the team size if the argument is not **NULL**.

Effect

If the runtime entry point returns 0 or 1, no argument is modified. Otherwise,

`ompt_get_parallel_info` has the following effects:

- If a non-null value was passed for `parallel_data`, the value returned in `parallel_data` is a pointer to a data word that is associated with the parallel region at the specified level; and
- If a non-null value was passed for `team_size`, the value returned in the integer to which `team_size` points is the number of threads in the team that is associated with the parallel region.

Constraints on Arguments

While argument `ancestor_level` is passed by value, all other arguments to the entry point must be pointers to variables of the specified types or **NULL**.

Cross References

- `ompt_data_t` type, see Section 4.4.4.4.

4.6.1.14 `ompt_get_task_info_t`

Summary

The `ompt_get_task_info_t` type is the type signature of the `ompt_get_task_info` runtime entry point, which returns information about the task, if any, at the specified ancestor level in the current execution context.

Format

```
typedef int (*ompt_get_task_info_t) (  
    int ancestor_level,  
    int *flags,  
    ompt_data_t **task_data,  
    ompt_frame_t **task_frame,  
    ompt_data_t **parallel_data,  
    int *thread_num  
);
```

C / C++

Description

During execution, an OpenMP thread may be executing an OpenMP task. Additionally, the stack of the thread may contain procedure frames that are associated with suspended OpenMP tasks or OpenMP runtime system routines. To obtain information about any task on the stack of the current thread, a tool uses the `ompt_get_task_info` runtime entry point, which has type signature `ompt_get_task_info_t`.

Ancestor level 0 refers to the active task; information about other tasks with associated frames present on the stack in the current execution context may be queried at higher ancestor levels.

1 The `ompt_get_task_info` runtime entry point returns 2 if a task region exists at the specified
2 ancestor level and the information is available, 1 if a task region exists at the specified ancestor level
3 but the information is currently unavailable, and 0 otherwise.

4 If a task exists at the specified ancestor level and the information is available then information is
5 returned in the variables passed by reference to the entry point. If no task region exists at the
6 specified ancestor level or the information is unavailable then the values of variables passed by
7 reference to the entry point are undefined when `ompt_get_task_info` returns.

8 A tool may use a pointer to a data object for a task or parallel region that it obtains from
9 `ompt_get_task_info` to inspect or to modify the value of the data object. When either a
10 parallel region or a task region is created, its data object will be initialized with the value
11 `ompt_data_none`.

12 This runtime entry point is *async signal safe*.

13 **Description of Arguments**

14 The *ancestor_level* argument specifies the task region of interest by its ancestor level. Ancestor
15 level 0 refers to the active task; information about ancestor tasks found in the current execution
16 context may be queried at higher ancestor levels.

17 The *flags* argument returns the task type if the argument is not **NULL**.

18 The *task_data* argument returns the task data if the argument is not **NULL**.

19 The *task_frame* argument returns the task frame pointer if the argument is not **NULL**.

20 The *parallel_data* argument returns the parallel data if the argument is not **NULL**.

21 The *thread_num* argument returns the thread number if the argument is not **NULL**.

22 **Effect**

23 If the runtime entry point returns 0 or 1, no argument is modified. Otherwise,
24 `ompt_get_task_info` has the following effects:

- 25 • If a non-null value was passed for *flags* then the value returned in the integer to which *flags*
26 points represents the type of the task at the specified level; possible task types include initial,
27 implicit, explicit, and target tasks;
- 28 • If a non-null value was passed for *task_data* then the value that is returned in the object to which
29 it points is a pointer to a data word that is associated with the task at the specified level;
- 30 • If a non-null value was passed for *task_frame* then the value that is returned in the object to
31 which *task_frame* points is a pointer to the `ompt_frame_t` structure that is associated with the
32 task at the specified level;
- 33 • If a non-null value was passed for *parallel_data* then the value that is returned in the object to
34 which *parallel_data* points is a pointer to a data word that is associated with the parallel region
35 that contains the task at the specified level or, if the task at the specified level is an initial task,
36 **NULL**; and

- If a non-null value was passed for *thread_num*, then the value that is returned in the object to which *thread_num* points indicates the number of the thread in the parallel region that is executing the task at the specified level.

Constraints on Arguments

While argument *ancestor_level* is passed by value, all other arguments to `ompt_get_task_info` must be pointers to variables of the specified types or **NULL**.

Cross References

- `ompt_data_t` type, see Section 4.4.4.4.
- `ompt_task_flag_t` type, see Section 4.4.4.18.
- `ompt_frame_t` type, see Section 4.4.4.28.

4.6.1.15 `ompt_get_task_memory_t`

Summary

The `ompt_get_task_memory_t` type is the type signature of the `ompt_get_task_memory` runtime entry point, which returns information about memory ranges that are associated with the task.

Format

```
typedef int (*ompt_get_task_memory_t) (  
    void **addr,  
    size_t *size,  
    int block  
);
```

Description

During execution, an OpenMP thread may be executing an OpenMP task. The OpenMP implementation must preserve the data environment from the creation of the task for the execution of the task. The `ompt_get_task_memory` runtime entry point, which has type signature `ompt_get_task_memory_t`, provides information about the memory ranges used to store the data environment for the current task.

Multiple memory ranges may be used to store these data. The *block* argument supports iteration over these memory ranges.

The `ompt_get_task_memory` runtime entry point returns 1 if more memory ranges are available, and 0 otherwise. If no memory is used for a task, *size* is set to 0. In this case, *addr* is unspecified.

This runtime entry point is *async signal safe*.

Description of Arguments

The *addr* argument is a pointer to a void pointer return value to provide the start address of a memory block.

The *size* argument is a pointer to a size type return value to provide the size of the memory block.

The *block* argument is an integer value to specify the memory block of interest.

4.6.1.16 ompt_get_target_info_t

Summary

The `ompt_get_target_info_t` type is the type signature of the `ompt_get_target_info` runtime entry point, which returns identifiers that specify a thread's current **target** region and target operation ID, if any.

Format

```
C / C++
typedef int (*ompt_get_target_info_t) (
    uint64_t *device_num,
    ompt_id_t *target_id,
    ompt_id_t *host_op_id
);
```

Description

The `ompt_get_target_info` entry point, which has type signature `ompt_get_target_info_t`, returns 1 if the current thread is in a **target** region and 0 otherwise. If the entry point returns 0 then the values of the variables passed by reference as its arguments are undefined.

If the current thread is in a **target** region then `ompt_get_target_info` returns information about the current device, active **target** region, and active host operation, if any.

This runtime entry point is *async signal safe*.

Description of Arguments

The *device_num* argument returns the device number if the current thread is in a **target** region.

The *target_id* argument returns the **target** region identifier if the current thread is in a **target** region.

If the current thread is in the process of initiating an operation on a target device (for example, copying data to or from an accelerator or launching a kernel), then *host_op_id* returns the identifier for the operation; otherwise, *host_op_id* returns `ompt_id_none`.

1 **Constraints on Arguments**

2 Arguments passed to the entry point must be valid references to variables of the specified types.

3 **Cross References**

- 4 • `ompt_id_t` type, see Section 4.4.4.3.

5 **4.6.1.17 `ompt_get_num_devices_t`**

6 **Summary**

7 The `ompt_get_num_devices_t` type is the type signature of the
8 `ompt_get_num_devices` runtime entry point, which returns the number of available devices.

9 **Format**

10

```
typedef int (*ompt_get_num_devices_t) (void);
```

11 **Description**

12 The `ompt_get_num_devices` runtime entry point, which has type signature
13 `ompt_get_num_devices_t`, returns the number of devices available to an OpenMP program.

14 This runtime entry point is *async signal safe*.

15 **4.6.1.18 `ompt_get_unique_id_t`**

16 **Summary**

17 The `ompt_get_unique_id_t` type is the type signature of the `ompt_get_unique_id`
18 runtime entry point, which returns a unique number.

19 **Format**

20

```
typedef uint64_t (*ompt_get_unique_id_t) (void);
```

21 **Description**

22 The `ompt_get_unique_id` runtime entry point, which has type signature
23 `ompt_get_unique_id_t`, returns a number that is unique for the duration of an OpenMP
24 program. Successive invocations may not result in consecutive or even increasing numbers.

25 This runtime entry point is *async signal safe*.

4.6.1.19 `ompt_finalize_tool_t`

Summary

The `ompt_finalize_tool_t` type is the type signature of the `ompt_finalize_tool` runtime entry point, which enables a tool to finalize itself.

Format

```
typedef void (*ompt_finalize_tool_t) (void);
```

Description

A tool may detect that the execution of an OpenMP program is ending before the OpenMP implementation does. To facilitate clean termination of the tool, the tool may invoke the `ompt_finalize_tool` runtime entry point, which has type signature `ompt_finalize_tool_t`. Upon completion of `ompt_finalize_tool`, no OMPT callbacks are dispatched.

Effect

The `ompt_finalize_tool` routine detaches the tool from the runtime, unregisters all callbacks and invalidates all OMPT entry points passed to the tool in the *lookup-function*. Upon completion of `ompt_finalize_tool`, no further callbacks will be issued on any thread.

Before the callbacks are unregistered, the OpenMP runtime should attempt to dispatch all outstanding registered callbacks as well as the callbacks that would be encountered during shutdown of the runtime, if possible in the current execution context.

4.6.2 Entry Points in the OMPT Device Tracing Interface

The runtime entry points with type signatures of the types that are specified in this section enable a tool to trace activities on a device.

4.6.2.1 `ompt_get_device_num_procs_t`

Summary

The `ompt_get_device_num_procs_t` type is the type signature of the `ompt_get_device_num_procs` runtime entry point, which returns the number of processors currently available to the execution environment on the specified device.

Format

```
typedef int (*ompt_get_device_num_procs_t) (  
    ompt_device_t *device  
);
```

Description

The `ompt_get_device_num_procs` runtime entry point, which has type signature `ompt_get_device_num_procs_t`, returns the number of processors that are available on the device at the time the routine is called. This value may change between the time that it is determined and the time that it is read in the calling context due to system actions outside the control of the OpenMP implementation.

Description of Arguments

The *device* argument is a pointer to an opaque object that represents the target device instance. The pointer to the device instance object is used by functions in the device tracing interface to identify the device being addressed.

Cross References

- `ompt_device_t` type, see Section 4.4.4.5.

4.6.2.2 `ompt_get_device_time_t`

Summary

The `ompt_get_device_time_t` type is the type signature of the `ompt_get_device_time` runtime entry point, which returns the current time on the specified device.

Format

```
C / C++
typedef ompt_device_time_t (*ompt_get_device_time_t) (
    ompt_device_t *device
);
C / C++
```

Description

Host and target devices are typically distinct and run independently. If host and target devices are different hardware components, they may use different clock generators. For this reason, a common time base for ordering host-side and device-side events may not be available.

The `ompt_get_device_time` runtime entry point, which has type signature `ompt_get_device_time_t`, returns the current time on the specified device. A tool can use this information to align time stamps from different devices.

Description of Arguments

The *device* argument is a pointer to an opaque object that represents the target device instance. The pointer to the device instance object is used by functions in the device tracing interface to identify the device being addressed.

Cross References

- `ompt_device_t` type, see Section 4.4.4.5.
- `ompt_device_time_t` type, see Section 4.4.4.6.

4.6.2.3 `ompt_translate_time_t`

Summary

The `ompt_translate_time_t` type is the type signature of the `ompt_translate_time` runtime entry point, which translates a time value that is obtained from the specified device to a corresponding time value on the host device.

Format

```
typedef double (*ompt_translate_time_t) (  
    ompt_device_t *device,  
    ompt_device_time_t time  
);
```

Description

The `ompt_translate_time` runtime entry point, which has type signature `ompt_translate_time_t`, translates a time value obtained from the specified device to a corresponding time value on the host device. The returned value for the host time has the same meaning as the value returned from `omp_get_wtime`.

Note – The accuracy of time translations may degrade, if they are not performed promptly after a device time value is received and if either the host or device vary their clock speeds. Prompt translation of device times to host times is recommended.

Description of Arguments

The *device* argument is a pointer to an opaque object that represents the target device instance. The pointer to the device instance object is used by functions in the device tracing interface to identify the device being addressed.

The *time* argument is a time from the specified device.

Cross References

- `omp_get_wtime` routine, see Section 3.10.1.
- `ompt_device_t` type, see Section 4.4.4.5.
- `ompt_device_time_t` type, see Section 4.4.4.6.

4.6.2.4 `ompt_set_trace_ompt_t`

Summary

The `ompt_set_trace_ompt_t` type is the type signature of the `ompt_set_trace_ompt` runtime entry point, which enables or disables the recording of trace records for one or more types of OMPT events.

Format

```

C / C++
typedef ompt_set_result_t (*ompt_set_trace_ompt_t) (
    ompt_device_t *device,
    unsigned int enable,
    unsigned int etype
);
C / C++
```

Description of Arguments

The *device* argument points to an opaque object that represents the target device instance. Functions in the device tracing interface use this pointer to identify the device that is being addressed.

The *etype* argument indicates the events to which the invocation of `ompt_set_trace_ompt` applies. If the value of *etype* is 0 then the invocation applies to all events. If *etype* is positive then it applies to the event in `ompt_callbacks_t` that matches that value.

The *enable* argument indicates whether tracing should be enabled or disabled for the event or events that the *etype* argument specifies. A positive value for *enable* indicates that recording should be enabled; a value of 0 for *enable* indicates that recording should be disabled.

Restrictions

Restrictions on the `ompt_set_trace_ompt` runtime entry point are as follows:

- The entry point must not return `ompt_set_sometimes_paired`.

Cross References

- Tracing activity on target devices with OMPT, see Section [4.2.5](#).
- `ompt_callbacks_t` type, see Section [4.4.2](#).
- `ompt_set_result_t` type, see Section [4.4.4.2](#).
- `ompt_device_t` type, see Section [4.4.4.5](#).

4.6.2.5 `ompt_set_trace_native_t`

Summary

The `ompt_set_trace_native_t` type is the type signature of the `ompt_set_trace_native` runtime entry point, which enables or disables the recording of native trace records for a device.

Format

C / C++

```
typedef ompt_set_result_t (*ompt_set_trace_native_t) (  
    ompt_device_t *device,  
    int enable,  
    int flags  
);
```

C / C++

Description

This interface is designed for use by a tool that cannot directly use native control functions for the device. If a tool can directly use the native control functions then it can invoke native control functions directly using pointers that the `lookup` function associated with the device provides and that are described in the `documentation` string that is provided to the device initializer callback.

Description of Arguments

The `device` argument points to an opaque object that represents the target device instance. Functions in the device tracing interface use this pointer to identify the device that is being addressed.

The `enable` argument indicates whether this invocation should enable or disable recording of events.

The `flags` argument specifies the kinds of native device monitoring to enable or to disable. Each kind of monitoring is specified by a flag bit. Flags can be composed by using logical `OR` to combine enumeration values from type `ompt_native_mon_flag_t`.

To start, to pause, to flush, or to stop tracing for a specific target device associated with `device`, a tool invokes the `ompt_start_trace`, `ompt_pause_trace`, `ompt_flush_trace`, or `ompt_stop_trace` runtime entry point for the device.

Restrictions

Restrictions on the `ompt_set_trace_native` runtime entry point are as follows:

- The entry point must not return `ompt_set_sometimes_paired`.

Cross References

- Tracing activity on target devices with OMPT, see Section 4.2.5.
- `ompt_set_result_t` type, see Section 4.4.4.2.
- `ompt_device_t` type, see Section 4.4.4.5.

4.6.2.6 `ompt_start_trace_t`

Summary

The `ompt_start_trace_t` type is the type signature of the `ompt_start_trace` runtime entry point, which starts tracing of activity on a specific device.

Format

```
typedef int (*ompt_start_trace_t) (  
    ompt_device_t *device,  
    ompt_callback_buffer_request_t request,  
    ompt_callback_buffer_complete_t complete  
);
```

C / C++

C / C++

Description

A device's `ompt_start_trace` runtime entry point, which has type signature `ompt_start_trace_t`, initiates tracing on the device. Under normal operating conditions, every event buffer provided to a device by a tool callback is returned to the tool before the OpenMP runtime shuts down. If an exceptional condition terminates execution of an OpenMP program, the OpenMP runtime may not return buffers provided to the device.

An invocation of `ompt_start_trace` returns 1 if the command succeeds and 0 otherwise.

Description of Arguments

The *device* argument points to an opaque object that represents the target device instance. Functions in the device tracing interface use this pointer to identify the device that is being addressed.

The *request* argument specifies a tool callback that supplies a buffer in which a device can deposit events.

The *complete* argument specifies a tool callback that is invoked by the OpenMP implementation to empty a buffer that contains event records.

Cross References

- `ompt_device_t` type, see Section 4.4.4.5.
- `ompt_callback_buffer_request_t` callback type, see Section 4.5.2.23.
- `ompt_callback_buffer_complete_t` callback type, see Section 4.5.2.24.

4.6.2.7 `ompt_pause_trace_t`

Summary

The `ompt_pause_trace_t` type is the type signature of the `ompt_pause_trace` runtime entry point, which pauses or restarts activity tracing on a specific device.

Format

C / C++

```
typedef int (*ompt_pause_trace_t) (  
    ompt_device_t *device,  
    int begin_pause  
);
```

C / C++

Description

A device's **ompt_pause_trace** runtime entry point, which has type signature **ompt_pause_trace_t**, pauses or resumes tracing on a device. An invocation of **ompt_pause_trace** returns 1 if the command succeeds and 0 otherwise. Redundant pause or resume commands are idempotent and will return the same value as the prior command.

Description of Arguments

The *device* argument points to an opaque object that represents the target device instance. Functions in the device tracing interface use this pointer to identify the device that is being addressed.

The *begin_pause* argument indicates whether to pause or to resume tracing. To resume tracing, zero should be supplied for *begin_pause*; To pause tracing, any other value should be supplied.

Cross References

- **ompt_device_t** type, see Section 4.4.4.5.

4.6.2.8 ompt_flush_trace_t

Summary

The **ompt_flush_trace_t** type is the type signature of the **ompt_flush_trace** runtime entry point, which causes all pending trace records for the specified device to be delivered.

Format

C / C++

```
typedef int (*ompt_flush_trace_t) (  
    ompt_device_t *device  
);
```

C / C++

Description

A device's **ompt_flush_trace** runtime entry point, which has type signature **ompt_flush_trace_t**, causes the OpenMP implementation to issue a sequence of zero or more buffer completion callbacks to deliver all trace records that have been collected prior to the flush. An invocation of **ompt_flush_trace** returns 1 if the command succeeds and 0 otherwise.

Description of Arguments

The *device* argument points to an opaque object that represents the target device instance. Functions in the device tracing interface use this pointer to identify the device that is being addressed.

Cross References

- `ompt_device_t` type, see Section 4.4.4.5.

4.6.2.9 `ompt_stop_trace_t`

Summary

The `ompt_stop_trace_t` type is the type signature of the `ompt_stop_trace` runtime entry point, which stops tracing for a device.

Format

```
typedef int (*ompt_stop_trace_t) (  
    ompt_device_t *device  
);
```

Description

A device's `ompt_stop_trace` runtime entry point, which has type signature `ompt_stop_trace_t`, halts tracing on the device and requests that any pending trace records are flushed. An invocation of `ompt_stop_trace` returns 1 if the command succeeds and 0 otherwise.

Description of Arguments

The *device* argument points to an opaque object that represents the target device instance. Functions in the device tracing interface use this pointer to identify the device that is being addressed.

Cross References

- `ompt_device_t` type, see Section 4.4.4.5.

4.6.2.10 `ompt_advance_buffer_cursor_t`

Summary

The `ompt_advance_buffer_cursor_t` type is the type signature of the `ompt_advance_buffer_cursor` runtime entry point, which advances a trace buffer cursor to the next record.

Format

C / C++

```
typedef int (*ompt_advance_buffer_cursor_t) (  
    ompt_device_t *device,  
    ompt_buffer_t *buffer,  
    size_t size,  
    ompt_buffer_cursor_t current,  
    ompt_buffer_cursor_t *next  
);
```

C / C++

Description

A device's `ompt_advance_buffer_cursor` runtime entry point, which has type signature `ompt_advance_buffer_cursor_t`, advances a trace buffer pointer to the next trace record. An invocation of `ompt_advance_buffer_cursor` returns `true` if the advance is successful and the next position in the buffer is valid.

Description of Arguments

The `device` argument points to an opaque object that represents the target device instance. Functions in the device tracing interface use this pointer to identify the device that is being addressed.

The `buffer` argument indicates a trace buffer that is associated with the cursors.

The argument `size` indicates the size of `buffer` in bytes.

The `current` argument is an opaque buffer cursor.

The `next` argument returns the next value of an opaque buffer cursor.

Cross References

- `ompt_device_t` type, see Section [4.4.4.5](#).
- `ompt_buffer_cursor_t` type, see Section [4.4.4.8](#).

4.6.2.11 ompt_get_record_type_t

Summary

The `ompt_get_record_type_t` type is the type signature of the `ompt_get_record_type` runtime entry point, which inspects the type of a trace record.

Format

C / C++

```
typedef ompt_record_t (*ompt_get_record_type_t) (  
    ompt_buffer_t *buffer,  
    ompt_buffer_cursor_t current  
);
```

C / C++

Description

Trace records for a device may be in one of two forms: *native* record format, which may be device-specific, or *OMPT* record format, in which each trace record corresponds to an OpenMP *event* and most fields in the record structure are the arguments that would be passed to the OMPT callback for the event.

A device's `ompt_get_record_type` runtime entry point, which has type signature `ompt_get_record_type_t`, inspects the type of a trace record and indicates whether the record at the current position in the trace buffer is an OMPT record, a native record, or an invalid record. An invalid record type is returned if the cursor is out of bounds.

Description of Arguments

The *buffer* argument indicates a trace buffer.

The *current* argument is an opaque buffer cursor.

Cross References

- `ompt_record_t` type, see Section 4.4.3.1.
- `ompt_buffer_t` type, see Section 4.4.4.7.
- `ompt_buffer_cursor_t` type, see Section 4.4.4.8.

4.6.2.12 `ompt_get_record_ompt_t`

Summary

The `ompt_get_record_ompt_t` type is the type signature of the `ompt_get_record_ompt` runtime entry point, which obtains a pointer to an OMPT trace record from a trace buffer associated with a device.

Format

```
typedef ompt_record_ompt_t (*ompt_get_record_ompt_t) (  
    ompt_buffer_t *buffer,  
    ompt_buffer_cursor_t current  
);
```

Description

A device's `ompt_get_record_ompt` runtime entry point, which has type signature `ompt_get_record_ompt_t`, returns a pointer that may point to a record in the trace buffer, or it may point to a record in thread local storage in which the information extracted from a record was assembled. The information available for an event depends upon its type.

The return value of the `ompt_record_ompt_t` type includes a field of a union type that can represent information for any OMPT event record type. Another call to the runtime entry point may overwrite the contents of the fields in a record returned by a prior invocation.

Description of Arguments

The *buffer* argument indicates a trace buffer.

The *current* argument is an opaque buffer cursor.

Cross References

- `ompt_record_ompt_t` type, see Section 4.4.3.4.
- `ompt_device_t` type, see Section 4.4.4.5.
- `ompt_buffer_cursor_t` type, see Section 4.4.4.8.

4.6.2.13 `ompt_get_record_native_t`

Summary

The `ompt_get_record_native_t` type is the type signature of the `ompt_get_record_native` runtime entry point, which obtains a pointer to a native trace record from a trace buffer associated with a device.

Format

```
                                     C / C++
typedef void *(*ompt_get_record_native_t) (
    ompt_buffer_t *buffer,
    ompt_buffer_cursor_t current,
    ompt_id_t *host_op_id
);
```

C / C++

Description

A device's `ompt_get_record_native` runtime entry point, which has type signature `ompt_get_record_native_t`, returns a pointer that may point into the specified trace buffer, or into thread local storage in which the information extracted from a trace record was assembled. The information available for a native event depends upon its type. If the function returns a non-null result, it will also set the object to which `host_op_id` points to a host-side identifier for the operation that is associated with the record. A subsequent call to `ompt_get_record_native` may overwrite the contents of the fields in a record returned by a prior invocation.

Description of Arguments

The *buffer* argument indicates a trace buffer.

The *current* argument is an opaque buffer cursor.

The *host_op_id* argument is a pointer to an identifier that is returned by the function. The entry point sets the identifier to which *host_op_id* points to the value of a host-side identifier for an operation on a target device that was created when the operation was initiated by the host.

Cross References

- `ompt_id_t` type, see Section 4.4.4.3.
- `ompt_buffer_t` type, see Section 4.4.4.7.
- `ompt_buffer_cursor_t` type, see Section 4.4.4.8.

4.6.2.14 `ompt_get_record_abstract_t`

Summary

The `ompt_get_record_abstract_t` type is the type signature of the `ompt_get_record_abstract` runtime entry point, which summarizes the context of a native (device-specific) trace record.

Format

```
typedef ompt_record_abstract_t (*ompt_get_record_abstract_t) (  
    void *native_record  
);
```

Description

An OpenMP implementation may execute on a device that logs trace records in a native (device-specific) format that a tool cannot interpret directly. The `ompt_get_record_abstract` runtime entry point of a device, which has type signature `ompt_get_record_abstract_t`, translates a native trace record into a standard form.

Description of Arguments

The `native_record` argument is a pointer to a native trace record.

Cross References

- `ompt_record_abstract_t` type, see Section 4.4.3.3.

4.6.3 Lookup Entry Points: `ompt_function_lookup_t`

Summary

The `ompt_function_lookup_t` type is the type signature of the lookup runtime entry points that provide pointers to runtime entry points that are part of the OMPT interface.

Format

```
typedef void (*ompt_interface_fn_t) (void);  
  
typedef ompt_interface_fn_t (*ompt_function_lookup_t) (  
    const char *interface_function_name  
);
```

Description

An OpenMP implementation provides a pointer to a lookup routine that provides pointers to OMPT runtime entry points. When the implementation invokes a tool initializer to configure the OMPT callback interface, it provides a lookup function that provides pointers to runtime entry points that implement routines that are part of the OMPT callback interface. Alternatively, when it invokes a tool initializer to configure the OMPT tracing interface for a device, it provides a lookup function that provides pointers to runtime entry points that implement tracing control routines appropriate for that device.

If the provided function name is unknown to the OpenMP implementation, the function returns **NULL**. In a compliant implementation, the lookup function provided by the tool initializer for the OMPT callback interface returns a valid function pointer for any OMPT runtime entry point name listed in Table 4.1.

A compliant implementation of a lookup function passed to a tool's **ompt_device_initialize** callback must provide non-**NULL** function pointers for all strings in Table 4.4, except for **ompt_set_trace_ompt** and **ompt_get_record_ompt**, as described in Section 4.2.5.

Description of Arguments

The *interface_function_name* argument is a C string that represents the name of a runtime entry point.

Cross References

- Tool initializer for a device's OMPT tracing interface, see Section 4.2.5.
- Tool initializer for the OMPT callback interface, see Section 4.5.1.1.
- Entry points in the OMPT callback interface, see Table 4.1 for a list and Section 4.6.1 for detailed definitions.
- Entry points in the OMPT tracing interface, see Table 4.4 for a list and Section 4.6.2 for detailed definitions.

This page intentionally left blank

5 OMPD Interface

This chapter describes OMPD, which is an interface for *third-party tools*. Third-party tools exist in separate processes from the OpenMP program. To provide OMPD support, an OpenMP implementation must provide an OMPD library that the third-party tool can load. An OpenMP implementation does not need to maintain any extra information to support OMPD inquiries from third-party tools unless it is explicitly instructed to do so.

OMPD allows third-party tools such as debuggers to inspect the OpenMP state of a live program or core file in an implementation-agnostic manner. That is, a third-party tool that uses OMPD should work with any conforming OpenMP implementation. An OpenMP implementer provides a library for OMPD that a third-party tool can dynamically load. The third-party tool can use the interface exported by the OMPD library to inspect the OpenMP state of a program. In order to satisfy requests from the third-party tool, the OMPD library may need to read data from the OpenMP program, or to find the addresses of symbols in it. The OMPD library provides this functionality through a callback interface that the third-party tool must instantiate for the OMPD library.

To use OMPD, the third-party tool loads the OMPD library. The OMPD library exports the API that is defined throughout this section, and the third-party tool uses the API to determine OpenMP information about the OpenMP program. The OMPD library must look up the symbols and read data out of the program. It does not perform these operations directly but instead directs the third-party tool to perform them by using the callback interface that the third-party tool exports.

The OMPD design insulates third-party tools from the internal structure of the OpenMP runtime, while the OMPD library is insulated from the details of how to access the OpenMP program. This decoupled design allows for flexibility in how the OpenMP program and third-party tool are deployed, so that, for example, the third-party tool and the OpenMP program are not required to execute on the same machine.

Generally, the third-party tool does not interact directly with the OpenMP runtime but instead interacts with the runtime through the OMPD library. However, a few cases require the third-party tool to access the OpenMP runtime directly. These cases fall into two broad categories. The first is during initialization where the third-party tool must look up symbols and read variables in the OpenMP runtime in order to identify the OMPD library that it should use, which is discussed in Section 5.2.2 and Section 5.2.3. The second category relates to arranging for the third-party tool to be notified when certain events occur during the execution of the OpenMP program. For this purpose, the OpenMP implementation must define certain symbols in the runtime code, as is discussed in Section 5.6. Each of these symbols corresponds to an event type. The OpenMP runtime must ensure that control passes through the appropriate named location when events occur. If the third-party tool requires notification of an event, it can plant a breakpoint at the matching

1 location. The location can, but may not, be a function. It can, for example, simply be a label.
2 However, the names of the locations must have external C linkage.

3 5.1 OMPD Interfaces Definitions

C / C++

4 A compliant implementation must supply a set of definitions for the OMPD runtime entry points,
5 OMPD third-party tool callback signatures, third-party tool interface functions and the special data
6 types of their parameters and return values. These definitions, which are listed throughout this
7 chapter, and their associated declarations shall be provided in a header file named `omp-tools.h`.
8 In addition, the set of definitions may specify other implementation-specific values.

9 The `ompd_dll_locations` variable, all OMPD third-party tool interface functions, and all
10 OMPD runtime entry points are external symbols with C linkage.

C / C++

11 5.2 Activating a Third-Party Tool

12 The third-party tool and the OpenMP program exist as separate processes. Thus, coordination is
13 required between the OpenMP runtime and the third-party tool for OMPD.

14 5.2.1 Enabling Runtime Support for OMPD

15 In order to support third-party tools, the OpenMP runtime may need to collect and to store
16 information that it may not otherwise maintain. The OpenMP runtime collects whatever
17 information is necessary to support OMPD if the environment variable `OMP_DEBUG` is set to
18 *enabled*.

19 Cross References

- 20 • Activating a first-party tool, see Section 4.2.
- 21 • `OMP_DEBUG` environment variable, see Section 6.21.

22 5.2.2 `ompd_dll_locations`

23 Summary

24 The `ompd_dll_locations` global variable points to the locations of OMPD libraries that are
25 compatible with the OpenMP implementation.

26 Format

C

```
27 extern const char **ompd_dll_locations;
```

C

Description

An OpenMP runtime may have more than one OMPD library. The third-party tool must be able to locate the right library to use for the OpenMP program that it is examining. The OpenMP runtime system must provide a public variable `ompd_dll_locations`, which is an `argv`-style vector of filename string pointers that provides the names of any compatible OMPD libraries. This variable must have `C` linkage. The third-party tool uses the name of the variable verbatim and, in particular, does not apply any name mangling before performing the look up.

The architecture on which the third-party tool and, thus, the OMPD library execute does not have to match the architecture on which the OpenMP program that is being examined executes. The third-party tool must interpret the contents of `ompd_dll_locations` to find a suitable OMPD library that matches its own architectural characteristics. On platforms that support different architectures (for example, 32-bit vs 64-bit), OpenMP implementations are encouraged to provide an OMPD library for each supported architecture that can handle OpenMP programs that run on any supported architecture. Thus, for example, a 32-bit debugger that uses OMPD should be able to debug a 64-bit OpenMP program by loading a 32-bit OMPD implementation that can manage a 64-bit OpenMP runtime.

The `ompd_dll_locations` variable points to a NULL-terminated vector of zero or more NULL-terminated pathname strings that do not have any filename conventions. This vector must be fully initialized *before* `ompd_dll_locations` is set to a non-null value. Thus, if a third-party tool, such as a debugger, stops execution of the OpenMP program at any point at which `ompd_dll_locations` is non-null, the vector of strings to which it points shall be valid and complete.

Cross References

- `ompd_dll_locations_valid` global variable, see Section 5.2.3.

5.2.3 `ompd_dll_locations_valid`

Summary

The OpenMP runtime notifies third-party tools that `ompd_dll_locations` is valid by allowing execution to pass through a location that the symbol `ompd_dll_locations_valid` identifies.

Format

```
void ompd_dll_locations_valid(void);
```

Description

Since `ompd_dll_locations` may not be a static variable, it may require runtime initialization. The OpenMP runtime notifies third-party tools that `ompd_dll_locations` is valid by having execution pass through a location that the symbol `ompd_dll_locations_valid` identifies. If `ompd_dll_locations` is NULL, a third-party tool can place a breakpoint at `ompd_dll_locations_valid` to be notified that `ompd_dll_locations` is initialized. In practice, the symbol `ompd_dll_locations_valid` may not be a function; instead, it may be a labeled machine instruction through which execution passes once the vector is valid.

5.3 OMPD Data Types

This section defines OMPD data types.

5.3.1 Size Type

Summary

The `ompd_size_t` type specifies the number of bytes in opaque data objects that are passed across the OMPD API.

Format

```
typedef uint64_t ompd_size_t;
```

C / C++

5.3.2 Wait ID Type

Summary

A variable of `ompd_wait_id_t` type identifies the object on which a thread waits.

Format

```
typedef uint64_t ompd_wait_id_t;
```

C / C++

Description

The values and meaning of `ompd_wait_id_t` is the same as defined for the `ompt_wait_id_t` type.

Cross References

- `ompt_wait_id_t` type, see Section 4.4.4.30.

5.3.3 Basic Value Types

Summary

These definitions represent word, address, and segment value types.

Format

C / C++

```
typedef uint64_t ompd_addr_t;  
typedef int64_t  ompd_word_t;  
typedef uint64_t ompd_seg_t;
```

C / C++

Description

The *ompd_addr_t* type represents an address in an OpenMP process with an unsigned integer type.

The *ompd_word_t* type represents a data word from the OpenMP runtime with a signed integer type. The *ompd_seg_t* type represents a segment value with an unsigned integer type.

5.3.4 Address Type

Summary

The **ompd_address_t** type is used to specify device addresses.

Format

C / C++

```
typedef struct ompd_address_t {  
    ompd_seg_t segment;  
    ompd_addr_t address;  
} ompd_address_t;
```

C / C++

Description

The **ompd_address_t** type is a structure that OMPD uses to specify device addresses, which may or may not be segmented. For non-segmented architectures, **ompd_segment_none** is used in the *segment* field of **ompd_address_t**; it is an instance of the **ompd_seg_t** type that has the value 0.

5.3.5 Frame Information Type

Summary

The `ompd_frame_info_t` type is used to specify frame information.

Format

```
typedef struct ompd_frame_info_t {  
    ompd_address_t frame_address;  
    ompd_word_t frame_flag;  
} ompd_frame_info_t;
```

Description

The `ompd_frame_info_t` type is a structure that OMPD uses to specify frame information. The `frame_address` field of `ompd_frame_info_t` identifies a frame. The `frame_flag` field of `ompd_frame_info_t` indicates what type of information is provided in `frame_address`. The values and meaning is the same as defined for the `ompt_frame_flag_t` enumeration type.

Cross References

- `ompt_frame_t` type, see Section 4.4.4.28.

5.3.6 System Device Identifiers

Summary

The `ompd_device_t` type provides information about OpenMP devices.

Format

```
typedef uint64_t ompd_device_t;
```

Description

OpenMP runtimes may utilize different underlying devices, each represented by a device identifier. The device identifiers can vary in size and format and, thus, are not explicitly represented in the OMPD interface. Instead, a device identifier is passed across the interface via its `ompd_device_t` kind, its size in bytes and a pointer to where it is stored. The OMPD library and the third-party tool use the `ompd_device_t` kind to interpret the format of the device identifier that is referenced by the pointer argument. Each different device identifier kind is represented by a unique unsigned 64-bit integer value.

Recommended values of `ompd_device_t` kinds are defined in the `ompd-types.h` header file, which is available on <http://www.openmp.org/>.

5.3.7 Native Thread Identifiers

Summary

The `ompd_thread_id_t` type provides information about native threads.

Format

```
typedef uint64_t ompd_thread_id_t;
```

Description

OpenMP runtimes may use different native thread implementations. Native thread identifiers for these implementations can vary in size and format and, thus, are not explicitly represented in the OMPD interface. Instead, a native thread identifier is passed across the interface via its `ompd_thread_id_t` kind, its size in bytes and a pointer to where it is stored. The OMPD library and the third-party tool use the `ompd_thread_id_t` kind to interpret the format of the native thread identifier that is referenced by the pointer argument. Each different native thread identifier kind is represented by a unique unsigned 64-bit integer value.

Recommended values of `ompd_thread_id_t` kinds, and formats for some corresponding native thread identifiers, are defined in the `ompd-types.h` header file, which is available on <http://www.openmp.org/>.

5.3.8 OMPD Handle Types

Summary

The OMPD library defines handles for referring to address spaces, threads, parallel regions and tasks. The internal structure of the handles are opaque to the third-party tool.

Format

```
typedef struct _ompd_aspace_handle ompd_address_space_handle_t;  
typedef struct _ompd_thread_handle ompd_thread_handle_t;  
typedef struct _ompd_parallel_handle ompd_parallel_handle_t;  
typedef struct _ompd_task_handle ompd_task_handle_t;
```

Description

OMPd uses handles for address spaces (`ompd_address_space_handle_t`), threads (`ompd_thread_handle_t`), parallel regions (`ompd_parallel_handle_t`), and tasks (`ompd_task_handle_t`). Each operation of the OMPD interface that applies to a particular address space, thread, parallel region or task must explicitly specify a corresponding handle. A handle for an entity is constant while the entity itself is alive. Handles are defined by the OMPD library and are opaque to the third-party tool.

1 Defining externally visible type names in this way introduces type safety to the interface, and helps
2 to catch instances where incorrect handles are passed by the third-party tool to the OMPD library.
3 The structures do not need to be defined; instead, the OMPD library must cast incoming (pointers
4 to) handles to the appropriate internal, private types.

5 5.3.9 OMPD Scope Types

6 Summary

7 The `ompd_scope_t` type identifies OMPD scopes.

8 Format

```
9 C / C++  
10 typedef enum ompd_scope_t {  
11     ompd_scope_global      = 1,  
12     ompd_scope_address_space = 2,  
13     ompd_scope_thread      = 3,  
14     ompd_scope_parallel    = 4,  
15     ompd_scope_implicit_task = 5,  
16     ompd_scope_task        = 6  
17 } ompd_scope_t;  
18 C / C++
```

17 Description

18 The `ompd_scope_t` type identifies OpenMP scopes, including those related to parallel regions
19 and tasks. When used in an OMPD interface function call, the scope type and the OMPD handle
20 must match according to Table 5.1.

TABLE 5.1: Mapping of Scope Type and OMPD Handles

Scope types	Handles
<i>ompd_scope_global</i>	Address space handle for the host device
<i>ompd_scope_address_space</i>	Any address space handle
<i>ompd_scope_thread</i>	Any thread handle
<i>ompd_scope_parallel</i>	Any parallel region handle
<i>ompd_scope_implicit_task</i>	Task handle for an implicit task
<i>ompd_scope_task</i>	Any task handle

5.3.10 ICV ID Type

Summary

The `ompd_icv_id_t` type identifies an OpenMP implementation ICV.

Format

```
typedef uint64_t ompd_icv_id_t;
```

The `ompd_icv_id_t` type identifies OpenMP implementation ICVs. `ompd_icv_undefined` is an instance of this type with the value 0.

5.3.11 Tool Context Types

Summary

A third-party tool defines contexts to identify abstractions uniquely. The internal structure of these contexts are opaque to the OMPD library.

Format

```
typedef struct _ompd_aspace_cont ompd_address_space_context_t;  
typedef struct _ompd_thread_cont ompd_thread_context_t;
```

Description

A third-party tool uniquely defines an *address space context* to identify the address space for the process that it is monitoring. Similarly, it uniquely defines a *thread context* to identify a native thread of the process that it is monitoring. These contexts are opaque to the OMPD library.

5.3.12 Return Code Types

Summary

The `ompd_rc_t` type is the return code type of an OMPD operation.

Format

```
typedef enum ompd_rc_t {  
    ompd_rc_ok = 0,  
    ompd_rc_unavailable = 1,  
    ompd_rc_stale_handle = 2,  
    ompd_rc_bad_input = 3,  
    ompd_rc_error = 4,  
    ompd_rc_unsupported = 5,  
    ompd_rc_needs_state_tracking = 6,  
}
```

```

1  ompd_rc_incompatible      = 7,
2  ompd_rc_device_read_error = 8,
3  ompd_rc_device_write_error = 9,
4  ompd_rc_nomem            = 10,
5  ompd_rc_incomplete       = 11,
6  ompd_rc_callback_error   = 12
7  } ompd_rc_t;

```

C / C++

Description

The `ompd_rc_t` type is used for the return codes of OMPD operations. The return code types and their semantics are defined as follows:

- `ompd_rc_ok` is returned when the operation is successful;
- `ompd_rc_unavailable` is returned when information is not available for the specified context;
- `ompd_rc_stale_handle` is returned when the specified handle is no longer valid;
- `ompd_rc_bad_input` is returned when the input parameters (other than handle) are invalid;
- `ompd_rc_error` is returned when a fatal error occurred;
- `ompd_rc_unsupported` is returned when the requested operation is not supported;
- `ompd_rc_needs_state_tracking` is returned when the state tracking operation failed because state tracking is not currently enabled;
- `ompd_rc_device_read_error` is returned when a read operation failed on the device;
- `ompd_rc_device_write_error` is returned when a write operation failed on the device;
- `ompd_rc_incompatible` is returned when this OMPD library is incompatible with the OpenMP program or is not capable of handling it;
- `ompd_rc_nomem` is returned when a memory allocation fails;
- `ompd_rc_incomplete` is returned when the information provided on return is incomplete, while the arguments are still set to valid values; and
- `ompd_rc_callback_error` is returned when the callback interface or any one of the required callback routines provided by the third-party tool is invalid.

5.3.13 Primitive Type Sizes

Summary

The `ompd_device_type_sizes_t` type provides the size of primitive types in the OpenMP architecture address space.

Format

C / C++

```
typedef struct ompd_device_type_sizes_t {
    uint8_t sizeof_char;
    uint8_t sizeof_short;
    uint8_t sizeof_int;
    uint8_t sizeof_long;
    uint8_t sizeof_long_long;
    uint8_t sizeof_pointer;
} ompd_device_type_sizes_t;
```

C / C++

Description

The `ompd_device_type_sizes_t` type is used in operations through which the OMPD library can interrogate the third-party tool about the size of primitive types for the target architecture of the OpenMP runtime, as returned by the `sizeof` operator. The fields of `ompd_device_type_sizes_t` give the sizes of the eponymous basic types used by the OpenMP runtime. As the third-party tool and the OMPD library, by definition, execute on the same architecture, the size of the fields can be given as `uint8_t`.

Cross References

- `ompd_callback_sizeof_fn_t` type, see Section 5.4.2.2.

5.4 OMPD Third-Party Tool Callback Interface

For the OMPD library to provide information about the internal state of the OpenMP runtime system in an OpenMP process or core file, it must have a means to extract information from the OpenMP process that the third-party tool is examining. The OpenMP process on which the third-party tool is operating may be either a “live” process or a core file, and a thread may be either a “live” thread in an OpenMP process or a thread in a core file. To enable the OMPD library to extract state information from an OpenMP process or core file, the third-party tool must supply the OMPD library with callback functions to inquire about the size of primitive types in the device of the OpenMP process, to look up the addresses of symbols, and to read and to write memory in the device. The OMPD library uses these callbacks to implement its interface operations. The OMPD library only invokes the callback functions in direct response to calls made by the third-party tool to the OMPD library.

Description of Return Codes

All of the OMPD callback functions must return the following return codes or function-specific return codes:

- `ompd_rc_ok` on success; or
- `ompd_rc_stale_handle` if an invalid context argument is provided.

5.4.1 Memory Management of OMPD Library

The OMPD library must not access the heap manager directly. Instead, if it needs heap memory it must use the memory allocation and deallocation callback functions that are described in this section, `ompd_callback_memory_alloc_fn_t` (see Section 5.4.1.1) and `ompd_callback_memory_free_fn_t` (see Section 5.4.1.2), which are provided by the third-party tool to obtain and to release heap memory. This mechanism ensures that the library does not interfere with any custom memory management scheme that the third-party tool may use.

If the OMPD library is implemented in C++ then memory management operators, like `new` and `delete` and their variants, *must all* be overloaded and implemented in terms of the callbacks that the third-party tool provides. The OMPD library must be implemented in a manner such that any of its definitions of `new` or `delete` do not interfere with any that the third-party tool defines.

In some cases, the OMPD library must allocate memory to return results to the third-party tool. The third-party tool then owns this memory and has the responsibility to release it. Thus, the OMPD library and the third-party tool must use the same memory manager.

The OMPD library creates OMPD handles, which are opaque to the third-party tool and may have a complex internal structure. The third-party tool cannot determine if the handle pointers that the API returns correspond to discrete heap allocations. Thus, the third-party tool must not simply deallocate a handle by passing an address that it receives from the OMPD library to its own memory manager. Instead, the OMPD API includes functions that the third-party tool must use when it no longer needs a handle.

A third-party tool creates contexts and passes them to the OMPD library. The OMPD library does not release contexts; instead the third-party tool releases them after it releases any handles that may reference the contexts.

5.4.1.1 `ompd_callback_memory_alloc_fn_t`

Summary

The `ompd_callback_memory_alloc_fn_t` type is the type signature of the callback routine that the third-party tool provides to the OMPD library to allocate memory.

Format

```
typedef ompd_rc_t (*ompd_callback_memory_alloc_fn_t) (  
    ompd_size_t nbytes,  
    void **ptr  
);
```

Description

The `ompd_callback_memory_alloc_fn_t` type is the type signature of the memory allocation callback routine that the third-party tool provides. The OMPD library may call the `ompd_callback_memory_alloc_fn_t` callback function to allocate memory.

Description of Arguments

The *nbytes* argument is the size in bytes of the block of memory to allocate.

The address of the newly allocated block of memory is returned in the location to which the *ptr* argument points. The newly allocated block is suitably aligned for any type of variable and is not guaranteed to be set to zero.

Description of Return Codes

Routines that use the `ompd_callback_memory_alloc_fn_t` type may return the general return codes listed at the beginning of Section 5.4.

Cross References

- `ompd_size_t` type, see Section 5.3.1.
- `ompd_rc_t` type, see Section 5.3.12.

5.4.1.2 `ompd_callback_memory_free_fn_t`

Summary

The `ompd_callback_memory_free_fn_t` type is the type signature of the callback routine that the third-party tool provides to the OMPD library to deallocate memory.

Format

```
typedef ompd_rc_t (*ompd_callback_memory_free_fn_t) (  
    void *ptr  
);
```

Description

The `ompd_callback_memory_free_fn_t` type is the type signature of the memory deallocation callback routine that the third-party tool provides. The OMPD library may call the `ompd_callback_memory_free_fn_t` callback function to deallocate memory that was obtained from a prior call to the `ompd_callback_memory_alloc_fn_t` callback function.

Description of Arguments

The *ptr* argument is the address of the block to be deallocated.

Description of Return Codes

Routines that use the `ompd_callback_memory_free_fn_t` type may return the general return codes listed at the beginning of Section 5.4.

Cross References

- `ompd_rc_t` type, see Section 5.3.12.
- `ompd_callback_memory_alloc_fn_t` type, see Section 5.4.1.1.
- `ompd_callbacks_t` type, see Section 5.4.6.

5.4.2 Context Management and Navigation

Summary

The third-party tool provides the OMPD library with callbacks to manage and to navigate context relationships.

5.4.2.1 `ompd_callback_get_thread_context_for_thread_id_fn_t`

Summary

The `ompd_callback_get_thread_context_for_thread_id_fn_t` is the type signature of the callback routine that the third-party tool provides to the OMPD library to map a native thread identifier to a third-party tool thread context.

Format

```
typedef ompd_rc_t  
(*ompd_callback_get_thread_context_for_thread_id_fn_t) (  
    ompd_address_space_context_t *address_space_context,  
    ompd_thread_id_t kind,  
    ompd_size_t sizeof_thread_id,  
    const void *thread_id,  
    ompd_thread_context_t **thread_context  
);
```

Description

The `ompd_callback_get_thread_context_for_thread_id_fn_t` is the type signature of the context mapping callback routine that the third-party tool provides. This callback maps a native thread identifier to a third-party tool thread context. The native thread identifier is within the address space that `address_space_context` identifies. The OMPD library can use the thread context, for example, to access thread local storage.

Description of Arguments

The `address_space_context` argument is an opaque handle that the third-party tool provides to reference an address space. The `kind`, `sizeof_thread_id`, and `thread_id` arguments represent a native thread identifier. On return, the `thread_context` argument provides an opaque handle that maps a native thread identifier to a third-party tool thread context.

Description of Return Codes

In addition to the general return codes listed at the beginning of Section 5.4, routines that use the `ompd_callback_get_thread_context_for_thread_id_fn_t` type may also return the following return codes:

- `ompd_rc_bad_input` if a different value in `sizeof_thread_id` is expected for the native thread identifier kind given by `kind`; or
- `ompd_rc_unsupported` if the native thread identifier `kind` is not supported.

Restrictions

Restrictions on routines that use

`ompd_callback_get_thread_context_for_thread_id_fn_t` are as follows:

- The provided `thread_context` must be valid until the OMPD library returns from the OMPD third-party tool interface routine.

Cross References

- `ompd_size_t` type, see Section 5.3.1.
- `ompd_thread_id_t` type, see Section 5.3.7.
- `ompd_address_space_context_t` type, see Section 5.3.11.
- `ompd_thread_context_t` type, see Section 5.3.11.
- `ompd_rc_t` type, see Section 5.3.12.

5.4.2.2 `ompd_callback_sizeof_fn_t`

Summary

The `ompd_callback_sizeof_fn_t` type is the type signature of the callback routine that the third-party tool provides to the OMPD library to determine the sizes of the primitive types in an address space.

Format

```
typedef ompd_rc_t (*ompd_callback_sizeof_fn_t) (  
    ompd_address_space_context_t *address_space_context,  
    ompd_device_type_sizes_t *sizes  
);
```

Description

The `ompd_callback_sizeof_fn_t` is the type signature of the type-size query callback routine that the third-party tool provides. This callback provides the sizes of the basic primitive types for a given address space.

Description of Arguments

The callback returns the sizes of the basic primitive types used by the address space context that the *address_space_context* argument specifies in the location to which the *sizes* argument points.

Description of Return Codes

Routines that use the `ompd_callback_sizeof_fn_t` type may return the general return codes listed at the beginning of Section 5.4.

Cross References

- `ompd_address_space_context_t` type, see Section 5.3.11.
- `ompd_rc_t` type, see Section 5.3.12.
- `ompd_device_type_sizes_t` type, see Section 5.3.13.
- `ompd_callbacks_t` type, see Section 5.4.6.

5.4.3 Accessing Memory in the OpenMP Program or Runtime

The OMPD library cannot directly read from or write to memory of the OpenMP program. Instead the OMPD library must use callbacks that the third-party tool provides so that the third-party tool performs the operation.

5.4.3.1 `ompd_callback_symbol_addr_fn_t`

Summary

The `ompd_callback_symbol_addr_fn_t` type is the type signature of the callback that the third-party tool provides to look up the addresses of symbols in an OpenMP program.

Format

```
typedef ompd_rc_t (*ompd_callback_symbol_addr_fn_t) (  
    ompd_address_space_context_t *address_space_context,  
    ompd_thread_context_t *thread_context,  
    const char *symbol_name,  
    ompd_address_t *symbol_addr,  
    const char *file_name  
);
```

Description

The `ompd_callback_symbol_addr_fn_t` is the type signature of the symbol-address query callback routine that the third-party tool provides. This callback looks up addresses of symbols within a specified address space.

Description of Arguments

This callback looks up the symbol provided in the *symbol_name* argument.

The *address_space_context* argument is the third-party tool's representation of the address space of the process, core file, or device.

The *thread_context* argument is NULL for global memory accesses. If *thread_context* is not NULL, *thread_context* gives the thread-specific context for the symbol lookup for the purpose of calculating thread local storage addresses. In this case, the thread to which *thread_context* refers must be associated with either the process or the device that corresponds to the *address_space_context* argument.

The third-party tool uses the *symbol_name* argument that the OMPD library supplies verbatim. In particular, no name mangling, demangling or other transformations are performed prior to the lookup. The *symbol_name* parameter must correspond to a statically allocated symbol within the specified address space. The symbol can correspond to any type of object, such as a variable, thread local storage variable, function, or untyped label. The symbol can have a local, global, or weak binding.

The *file_name* argument is an optional input parameter that indicates the name of the shared library in which the symbol is defined, and it is intended to help the third-party tool disambiguate symbols that are defined multiple times across the executable or shared library files. The shared library name may not be an exact match for the name seen by the third-party tool. If *file_name* is NULL then the third-party tool first tries to find the symbol in the executable file, and, if the symbol is not found, the third-party tool tries to find the symbol in the shared libraries in the order in which the shared libraries are loaded into the address space. If *file_name* is non-null then the third-party tool first tries to find the symbol in the libraries that match the name in the *file_name* argument, and, if the symbol is not found, the third-party tool then uses the same procedure as when *file_name* is NULL.

The callback does not support finding either symbols that are dynamically allocated on the call stack or statically allocated symbols that are defined within the scope of a function or subroutine.

The callback returns the address of the symbol in the location to which *symbol_addr* points.

Description of Return Codes

In addition to the general return codes listed at the beginning of Section 5.4, routines that use the `ompd_callback_symbol_addr_fn_t` type may also return the following return codes:

- `ompd_rc_error` if the requested symbol is not found; or
- `ompd_rc_bad_input` if no symbol name is provided.

Restrictions

Restrictions on routines that use the `ompd_callback_symbol_addr_fn_t` type are as follows:

- The *address_space_context* argument must be non-null.
- The symbol that the *symbol_name* argument specifies must be defined.

Cross References

- `ompd_address_t` type, see Section 5.3.4.
- `ompd_address_space_context_t` type, see Section 5.3.11.
- `ompd_thread_context_t` type, see Section 5.3.11.
- `ompd_rc_t` type, see Section 5.3.12.
- `ompd_callbacks_t` type, see Section 5.4.6.

5.4.3.2 `ompd_callback_memory_read_fn_t`

Summary

The `ompd_callback_memory_read_fn_t` type is the type signature of the callback that the third-party tool provides to read data (*read_memory*) or a string (*read_string*) from an OpenMP program.

Format

```
typedef ompd_rc_t (*ompd_callback_memory_read_fn_t) (  
    ompd_address_space_context_t *address_space_context,  
    ompd_thread_context_t *thread_context,  
    const ompd_address_t *addr,  
    ompd_size_t nbytes,  
    void *buffer  
);
```

Description

The `ompd_callback_memory_read_fn_t` is the type signature of the read callback routines that the third-party tool provides.

The *read_memory* callback copies a block of data from *addr* within the address space given by *address_space_context* to the third-party tool *buffer*.

The *read_string* callback copies a string to which *addr* points, including the terminating null byte (`'\0'`), to the third-party tool *buffer*. At most *nbytes* bytes are copied. If a null byte is not among the first *nbytes* bytes, the string placed in *buffer* is not null-terminated.

Description of Arguments

The address from which the data are to be read in the OpenMP program that *address_space_context* specifies is given by *addr*. The *nbytes* argument is the number of bytes to be transferred. The *thread_context* argument is optional for global memory access, and in that case should be NULL. If it is non-null, *thread_context* identifies the thread-specific context for the memory access for the purpose of accessing thread local storage.

1 The data are returned through *buffer*, which is allocated and owned by the OMPD library. The
2 contents of the buffer are unstructured, raw bytes. The OMPD library must arrange for any
3 transformations such as byte-swapping that may be necessary (see Section 5.4.4) to interpret the
4 data.

5 Description of Return Codes

6 In addition to the general return codes listed at the beginning of Section 5.4, routines that use the
7 `ompd_callback_memory_read_fn_t` type may also return the following return codes:

- 8 • `ompd_rc_incomplete` if no terminating null byte is found while reading *nbytes* using the
9 `read_string` callback; or
- 10 • `ompd_rc_error` if unallocated memory is reached while reading *nbytes* using either the
11 `read_memory` or `read_string` callback.

12 Cross References

- 13 • `ompd_size_t` type, see Section 5.3.1.
- 14 • `ompd_address_t` type, see Section 5.3.4.
- 15 • `ompd_address_space_context_t` type, see Section 5.3.11.
- 16 • `ompd_thread_context_t` type, see Section 5.3.11.
- 17 • `ompd_rc_t` type, see Section 5.3.12.
- 18 • `ompd_callback_device_host_fn_t` type, see Section 5.4.4.
- 19 • `ompd_callbacks_t` type, see Section 5.4.6.

20 5.4.3.3 `ompd_callback_memory_write_fn_t`

21 Summary

22 The `ompd_callback_memory_write_fn_t` type is the type signature of the callback that
23 the third-party tool provides to write data to an OpenMP program.

24 Format

```
25 C  
26 typedef ompd_rc_t (*ompd_callback_memory_write_fn_t) (  
27     ompd_address_space_context_t *address_space_context,  
28     ompd_thread_context_t *thread_context,  
29     const ompd_address_t *addr,  
30     ompd_size_t nbytes,  
31     const void *buffer  
    );  
C
```

Description

The `ompd_callback_memory_write_fn_t` is the type signature of the write callback routine that the third-party tool provides. The OMPD library may call this callback to have the third-party tool write a block of data to a location within an address space from a provided buffer.

Description of Arguments

The address to which the data are to be written in the OpenMP program that `address_space_context` specifies is given by `addr`. The `nbytes` argument is the number of bytes to be transferred. The `thread_context` argument is optional for global memory access, and in that case should be NULL. If it is non-null then `thread_context` identifies the thread-specific context for the memory access for the purpose of accessing thread local storage.

The data to be written are passed through `buffer`, which is allocated and owned by the OMPD library. The contents of the buffer are unstructured, raw bytes. The OMPD library must arrange for any transformations such as byte-swapping that may be necessary (see Section 5.4.4) to render the data into a form that is compatible with the OpenMP runtime.

Description of Return Codes

Routines that use the `ompd_callback_memory_write_fn_t` type may return the general return codes listed at the beginning of Section 5.4.

Cross References

- `ompd_size_t` type, see Section 5.3.1.
- `ompd_address_t` type, see Section 5.3.4.
- `ompd_address_space_context_t` type, see Section 5.3.11.
- `ompd_thread_context_t` type, see Section 5.3.11.
- `ompd_rc_t` type, see Section 5.3.12.
- `ompd_callback_device_host_fn_t` type, see Section 5.4.4.
- `ompd_callbacks_t` type, see Section 5.4.6.

5.4.4 Data Format Conversion: `ompd_callback_device_host_fn_t`

Summary

The `ompd_callback_device_host_fn_t` type is the type signature of the callback that the third-party tool provides to convert data between the formats that the third-party tool and the OMPD library use and that the OpenMP program uses.

Format

```
typedef ompd_rc_t (*ompd_callback_device_host_fn_t) (  
    ompd_address_space_context_t *address_space_context,  
    const void *input,  
    ompd_size_t unit_size,  
    ompd_size_t count,  
    void *output  
);
```

Description

The architecture on which the third-party tool and the OMPD library execute may be different from the architecture on which the OpenMP program that is being examined executes. Thus, the conventions for representing data may differ. The callback interface includes operations to convert between the conventions, such as the byte order (endianness), that the third-party tool and OMPD library use and the ones that the OpenMP program use. The callback with the `ompd_callback_device_host_fn_t` type signature converts data between the formats.

Description of Arguments

The `address_space_context` argument specifies the OpenMP address space that is associated with the data. The `input` argument is the source buffer and the `output` argument is the destination buffer. The `unit_size` argument is the size of each of the elements to be converted. The `count` argument is the number of elements to be transformed.

The OMPD library allocates and owns the input and output buffers. It must ensure that the buffers have the correct size and are eventually deallocated when they are no longer needed.

Description of Return Codes

Routines that use the `ompd_callback_device_host_fn_t` type may return the general return codes listed at the beginning of Section 5.4.

Cross References

- `ompd_size_t` type, see Section 5.3.1.
- `ompd_address_space_context_t` type, see Section 5.3.11.
- `ompd_rc_t` type, see Section 5.3.12.
- `ompd_callbacks_t` type, see Section 5.4.6.

5.4.5 ompd_callback_print_string_fn_t

Summary

The `ompd_callback_print_string_fn_t` type is the type signature of the callback that the third-party tool provides so that the OMPD library can emit output.

Format

```
typedef ompd_rc_t (*ompd_callback_print_string_fn_t) (  
    const char *string,  
    int category  
);
```

Description

The OMPD library may call the `ompd_callback_print_string_fn_t` callback function to emit output, such as logging or debug information. The third-party tool may set the `ompd_callback_print_string_fn_t` callback function to NULL to prevent the OMPD library from emitting output. The OMPD library may not write to file descriptors that it did not open.

Description of Arguments

The *string* argument is the null-terminated string to be printed. No conversion or formatting is performed on the string.

The *category* argument is the implementation-defined category of the string to be printed.

Description of Return Codes

Routines that use the `ompd_callback_print_string_fn_t` type may return the general return codes listed at the beginning of Section 5.4.

Cross References

- `ompd_rc_t` type, see Section 5.3.12.
- `ompd_callbacks_t` type, see Section 5.4.6.

5.4.6 The Callback Interface

Summary

All OMPD library interactions with the OpenMP program must be through a set of callbacks that the third-party tool provides. These callbacks must also be used for allocating or releasing resources, such as memory, that the OMPD library needs.

Format

```
typedef struct ompd_callbacks_t {
    ompd_callback_memory_alloc_fn_t alloc_memory;
    ompd_callback_memory_free_fn_t free_memory;
    ompd_callback_print_string_fn_t print_string;
    ompd_callback_sizeof_fn_t sizeof_type;
    ompd_callback_symbol_addr_fn_t symbol_addr_lookup;
    ompd_callback_memory_read_fn_t read_memory;
    ompd_callback_memory_write_fn_t write_memory;
    ompd_callback_memory_read_fn_t read_string;
    ompd_callback_device_host_fn_t device_to_host;
    ompd_callback_device_host_fn_t host_to_device;
    ompd_callback_get_thread_context_for_thread_id_fn_t
        get_thread_context_for_thread_id;
} ompd_callbacks_t;
```

Description

The set of callbacks that the OMPD library must use is collected in the `ompd_callbacks_t` structure. An instance of this type is passed to the OMPD library as a parameter to `ompd_initialize` (see Section 5.5.1.1). Each field points to a function that the OMPD library must use either to interact with the OpenMP program or for memory operations.

The `alloc_memory` and `free_memory` fields are pointers to functions the OMPD library uses to allocate and to release dynamic memory.

The `print_string` field points to a function that prints a string.

The architecture on which the OMPD library and third-party tool execute may be different from the architecture on which the OpenMP program that is being examined executes. The `sizeof_type` field points to a function that allows the OMPD library to determine the sizes of the basic integer and pointer types that the OpenMP program uses. Because of the potential differences in the targeted architectures, the conventions for representing data in the OMPD library and the OpenMP program may be different. The `device_to_host` field points to a function that translates data from the conventions that the OpenMP program uses to those that the third-party tool and OMPD library use. The reverse operation is performed by the function to which the `host_to_device` field points.

The `symbol_addr_lookup` field points to a callback that the OMPD library can use to find the address of a global or thread local storage symbol. The `read_memory`, `read_string` and `write_memory` fields are pointers to functions for reading from and writing to global memory or thread local storage in the OpenMP program.

The `get_thread_context_for_thread_id` field is a pointer to a function that the OMPD library can use to obtain a thread context that corresponds to a native thread identifier.

Cross References

- `ompd_callback_memory_alloc_fn_t` type, see Section 5.4.1.1.
- `ompd_callback_memory_free_fn_t` type, see Section 5.4.1.2.
- `ompd_callback_get_thread_context_for_thread_id_fn_t` type, see Section 5.4.2.1.
- `ompd_callback_sizeof_fn_t` type, see Section 5.4.2.2.
- `ompd_callback_symbol_addr_fn_t` type, see Section 5.4.3.1.
- `ompd_callback_memory_read_fn_t` type, see Section 5.4.3.2.
- `ompd_callback_memory_write_fn_t` type, see Section 5.4.3.3.
- `ompd_callback_device_host_fn_t` type, see Section 5.4.4.
- `ompd_callback_print_string_fn_t` type, see Section 5.4.5

5.5 OMPD Tool Interface Routines

This section defines the interface provided by the OMPD library to be used by the third-party tool.

Description of Return Codes

All of the OMPD Tool Interface Routines must return function specific return codes or any of the following return codes:

- `ompd_rc_stale_handle` if a provided handle is stale;
- `ompd_rc_bad_input` if `NULL` is provided for any input argument unless otherwise specified;
- `ompd_rc_callback` if a callback returned an unexpected error, which leads to a failure of the query;
- `ompd_rc_needs_state_tracking` if the information cannot be provided while the `debug-var` is disabled;
- `ompd_rc_ok` on success; or
- `ompd_rc_error` for any other error.

5.5.1 Per OMPD Library Initialization and Finalization

The OMPD library must be initialized exactly once after it is loaded, and finalized exactly once before it is unloaded. Per OpenMP process or core file initialization and finalization are also required.

1 Once loaded, the tool can determine the version of the OMPD API that the library supports by
2 calling `ompd_get_api_version` (see Section 5.5.1.2). If the tool supports the version that
3 `ompd_get_api_version` returns, the tool starts the initialization by calling
4 `ompd_initialize` (see Section 5.5.1.1) using the version of the OMPD API that the library
5 supports. If the tool does not support the version that `ompd_get_api_version` returns, it may
6 attempt to call `ompd_initialize` with a different version.

7 5.5.1.1 `ompd_initialize`

8 Summary

9 The `ompd_initialize` function initializes the OMPD library.

10 Format

```
11 ompd_rc_t ompd_initialize(  
12     ompd_word_t api_version,  
13     const ompd_callbacks_t *callbacks  
14 );
```

15 C

15 Description

16 A tool that uses OMPD calls `ompd_initialize` to initialize each OMPD library that it loads.
17 More than one library may be present in a third-party tool, such as a debugger, because the tool
18 may control multiple devices, which may use different runtime systems that require different
19 OMPD libraries. This initialization must be performed exactly once before the tool can begin to
20 operate on an OpenMP process or core file.

21 Description of Arguments

22 The `api_version` argument is the OMPD API version that the tool requests to use. The tool may call
23 `ompd_get_api_version` to obtain the latest OMPD API version that the OMPD library
24 supports.

25 The tool provides the OMPD library with a set of callback functions in the `callbacks` input
26 argument which enables the OMPD library to allocate and to deallocate memory in the tool's
27 address space, to lookup the sizes of basic primitive types in the device, to lookup symbols in the
28 device, and to read and to write memory in the device.

29 Description of Return Codes

30 This routine must return any of the general return codes listed at the beginning of Section 5.5 or any
31 of the following return codes:

- 32 • `ompd_rc_bad_input` if invalid callbacks are provided; or
- 33 • `ompd_rc_unsupported` if the requested API version cannot be provided.

Cross References

- `ompd_rc_t` type, see Section 5.3.12.
- `ompd_callbacks_t` type, see Section 5.4.6.
- `ompd_get_api_version` routine, see Section 5.5.1.2.

5.5.1.2 `ompd_get_api_version`

Summary

The `ompd_get_api_version` function returns the OMPD API version.

Format

```
ompd_rc_t ompd_get_api_version(ompd_word_t *version);
```

Description

The tool may call the `ompd_get_api_version` function to obtain the latest OMPD API version number of the OMPD library. The OMPD API version number is equal to the value of the `_OPENMP` macro defined in the associated OpenMP implementation, if the C preprocessor is supported. If the associated OpenMP implementation compiles Fortran codes without the use of a C preprocessor, the OMPD API version number is equal to the value of the Fortran integer parameter `openmp_version`.

Description of Arguments

The latest version number is returned into the location to which the *version* argument points.

Description of Return Codes

This routine must return any of the general return codes listed at the beginning of Section 5.5.

Cross References

- `ompd_rc_t` type, see Section 5.3.12.

5.5.1.3 `ompd_get_version_string`

Summary

The `ompd_get_version_string` function returns a descriptive string for the OMPD library version.

Format

```
ompd_rc_t ompd_get_version_string(const char **string);
```


Description

The tool may call this function to obtain a pointer to a descriptive version string of the OMPD library vendor, implementation, internal version, date, or any other information that may be useful to a tool user or vendor. An implementation should provide a different string for every change to its source code or build that could be visible to the interface user.

Description of Arguments

A pointer to a descriptive version string is placed into the location to which the *string* output argument points. The OMPD library owns the string that the OMPD library returns; the tool must not modify or release this string. The string remains valid for as long as the library is loaded. The `ompd_get_version_string` function may be called before `ompd_initialize` (see Section 5.5.1.1). Accordingly, the OMPD library must not use heap or stack memory for the string.

The signatures of `ompd_get_api_version` (see Section 5.5.1.2) and `ompd_get_version_string` are guaranteed not to change in future versions of the API. In contrast, the type definitions and prototypes in the rest of the API do not carry the same guarantee. Therefore a tool that uses OMPD should check the version of the API of the loaded OMPD library before it calls any other function of the API.

Description of Return Codes

This routine must return any of the general return codes listed at the beginning of Section 5.5.

Cross References

- `ompd_rc_t` type, see Section 5.3.12.

5.5.1.4 `ompd_finalize`

Summary

When the tool is finished with the OMPD library it should call `ompd_finalize` before it unloads the library.

Format

```
▼ _____ C _____ ▼  
| ompd_rc_t ompd_finalize(void);  
▲ _____ C _____ ▲
```

Description

The call to `ompd_finalize` must be the last OMPD call that the tool makes before it unloads the library. This call allows the OMPD library to free any resources that it may be holding.

The OMPD library may implement a *finalizer* section, which executes as the library is unloaded and therefore after the call to `ompd_finalize`. During finalization, the OMPD library may use the callbacks that the tool provided earlier during the call to `ompd_initialize`.

Description of Return Codes

This routine must return any of the general return codes listed at the beginning of Section 5.5 or the following return code:

- `ompd_rc_unsupported` if the OMPD library is not initialized.

Cross References

- `ompd_rc_t` type, see Section 5.3.12.

5.5.2 Per OpenMP Process Initialization and Finalization

5.5.2.1 `ompd_process_initialize`

Summary

A tool calls `ompd_process_initialize` to obtain an address space handle when it initializes a session on a live process or core file.

Format

```
ompd_rc_t ompd_process_initialize(  
    ompd_address_space_context_t *context,  
    ompd_address_space_handle_t **handle  
);
```

Description

A tool calls `ompd_process_initialize` to obtain an address space handle when it initializes a session on a live process or core file. On return from `ompd_process_initialize`, the tool owns the address space handle, which it must release with `ompd_rel_address_space_handle`. The initialization function must be called before any OMPD operations are performed on the OpenMP process or core file. This call allows the OMPD library to confirm that it can handle the OpenMP process or core file that `context` identifies.

Description of Arguments

The `context` argument is an opaque handle that the tool provides to address an address space. On return, the `handle` argument provides an opaque handle to the tool for this address space, which the tool must release when it is no longer needed.

Description of Return Codes

This routine must return any of the general return codes listed at the beginning of Section 5.5 or the following return code:

- `ompd_rc_incompatible` if the OMPD library is incompatible with the runtime library loaded in the process.

Cross References

- `ompd_address_space_handle_t` type, see Section 5.3.8.
- `ompd_address_space_context_t` type, see Section 5.3.11.
- `ompd_rc_t` type, see Section 5.3.12.
- `ompd_rel_address_space_handle` routine, see Section 5.5.2.3.

5.5.2.2 `ompd_device_initialize`

Summary

A tool calls `ompd_device_initialize` to obtain an address space handle for a device that has at least one active target region.

Format

```
ompd_rc_t ompd_device_initialize(  
    ompd_address_space_handle_t *process_handle,  
    ompd_address_space_context_t *device_context,  
    ompd_device_t kind,  
    ompd_size_t sizeof_id,  
    void *id,  
    ompd_address_space_handle_t **device_handle  
);
```

Description

A tool calls `ompd_device_initialize` to obtain an address space handle for a device that has at least one active target region. On return from `ompd_device_initialize`, the tool owns the address space handle.

Description of Arguments

The `process_handle` argument is an opaque handle that the tool provides to reference the address space of the OpenMP process or core file. The `device_context` argument is an opaque handle that the tool provides to reference a device address space. The `kind`, `sizeof_id`, and `id` arguments represent a device identifier. On return the `device_handle` argument provides an opaque handle to the tool for this address space.

Description of Return Codes

This routine must return any of the general return codes listed at the beginning of Section 5.5 or the following return code:

- `ompd_rc_unsupported` if the OMPD library has no support for the specific device.

Cross References

- `ompd_size_t` type, see Section 5.3.1.
- `ompd_device_t` type, see Section 5.3.6.
- `ompd_address_space_handle_t` type, see Section 5.3.8.
- `ompd_address_space_context_t` type, see Section 5.3.11.
- `ompd_rc_t` type, see Section 5.3.12.

5.5.2.3 `ompd_rel_address_space_handle`

Summary

A tool calls `ompd_rel_address_space_handle` to release an address space handle.

Format

```
ompd_rc_t ompd_rel_address_space_handle(  
    ompd_address_space_handle_t *handle  
);
```

Description

When the tool is finished with the OpenMP process address space handle it should call `ompd_rel_address_space_handle` to release the handle, which allows the OMPD library to release any resources that it has related to the address space.

Description of Arguments

The *handle* argument is an opaque handle for the address space to be released.

Restrictions

Restrictions to the `ompd_rel_address_space_handle` routine are as follows:

- An address space context must not be used after the corresponding address space handle is released.

Description of Return Codes

This routine must return any of the general return codes listed at the beginning of Section 5.5.

Cross References

- `ompd_address_space_handle_t` type, see Section 5.3.8.
- `ompd_rc_t` type, see Section 5.3.12.

5.5.3 Thread and Signal Safety

The OMPD library does not need to be reentrant. The tool must ensure that only one thread enters the OMPD library at a time. The OMPD library must not install signal handlers or otherwise interfere with the tool's signal configuration.

5.5.4 Address Space Information

5.5.4.1 `ompd_get_omp_version`

Summary

The tool may call the `ompd_get_omp_version` function to obtain the version of the OpenMP API that is associated with an address space.

Format

```
C  
ompd_rc_t ompd_get_omp_version(  
    ompd_address_space_handle_t *address_space,  
    ompd_word_t *omp_version  
);  
C
```

Description

The tool may call the `ompd_get_omp_version` function to obtain the version of the OpenMP API that is associated with the address space.

Description of Arguments

The `address_space` argument is an opaque handle that the tool provides to reference the address space of the OpenMP process or device.

Upon return, the `omp_version` argument contains the version of the OpenMP runtime in the `_OPENMP` version macro format.

Description of Return Codes

This routine must return any of the general return codes listed at the beginning of Section 5.5.

Cross References

- `ompd_address_space_handle_t` type, see Section 5.3.8.
- `ompd_rc_t` type, see Section 5.3.12.

5.5.4.2 ompd_get_omp_version_string

Summary

The `ompd_get_omp_version_string` function returns a descriptive string for the OpenMP API version that is associated with an address space.

Format

```
ompd_rc_t ompd_get_omp_version_string(  
    ompd_address_space_handle_t *address_space,  
    const char **string  
);
```

Description

After initialization, the tool may call the `ompd_get_omp_version_string` function to obtain the version of the OpenMP API that is associated with an address space.

Description of Arguments

The `address_space` argument is an opaque handle that the tool provides to reference the address space of the OpenMP process or device. A pointer to a descriptive version string is placed into the location to which the `string` output argument points. After returning from the call, the tool owns the string. The OMPD library must use the memory allocation callback that the tool provides to allocate the string storage. The tool is responsible for releasing the memory.

Description of Return Codes

This routine must return any of the general return codes listed at the beginning of Section 5.5.

Cross References

- `ompd_address_space_handle_t` type, see Section 5.3.8.
- `ompd_rc_t` type, see Section 5.3.12.

5.5.5 Thread Handles

5.5.5.1 `ompd_get_thread_in_parallel`

Summary

The `ompd_get_thread_in_parallel` function enables a tool to obtain handles for OpenMP threads that are associated with a parallel region.

Format

```
ompd_rc_t ompd_get_thread_in_parallel(  
    ompd_parallel_handle_t *parallel_handle,  
    int thread_num,  
    ompd_thread_handle_t **thread_handle  
);
```

Description

A successful invocation of `ompd_get_thread_in_parallel` returns a pointer to a thread handle in the location to which `thread_handle` points. This call yields meaningful results only if all OpenMP threads in the parallel region are stopped.

Description of Arguments

The `parallel_handle` argument is an opaque handle for a parallel region and selects the parallel region on which to operate. The `thread_num` argument selects the thread, the handle of which is to be returned. On return, the `thread_handle` argument is an opaque handle for the selected thread.

Description of Return Codes

This routine must return any of the general return codes listed at the beginning of Section 5.5 or the following return code:

- `ompd_rc_bad_input` if the `thread_num` argument is greater than or equal to the `team-size-var` ICV or negative.

Restrictions

Restrictions on the `ompd_get_thread_in_parallel` function are as follows:

- The value of `thread_num` must be a non-negative integer smaller than the team size that was provided as the `team-size-var` ICV from `ompd_get_icv_from_scope`.

Cross References

- `ompd_parallel_handle_t` type, see Section 5.3.8.
- `ompd_thread_handle_t` type, see Section 5.3.8.
- `ompd_rc_t` type, see Section 5.3.12.
- `ompd_get_icv_from_scope` routine, see Section 5.5.9.2.

5.5.5.2 ompd_get_thread_handle

Summary

The `ompd_get_thread_handle` function maps a native thread to an OMPD thread handle.

Format

```
ompd_rc_t ompd_get_thread_handle(  
    ompd_address_space_handle_t *handle,  
    ompd_thread_id_t kind,  
    ompd_size_t sizeof_thread_id,  
    const void *thread_id,  
    ompd_thread_handle_t **thread_handle  
);
```

Description

The `ompd_get_thread_handle` function determines if the native thread identifier to which `thread_id` points represents an OpenMP thread. If so, the function returns `ompd_rc_ok` and the location to which `thread_handle` points is set to the thread handle for the OpenMP thread.

Description of Arguments

The `handle` argument is an opaque handle that the tool provides to reference an address space. The `kind`, `sizeof_thread_id`, and `thread_id` arguments represent a native thread identifier. On return, the `thread_handle` argument provides an opaque handle to the thread within the provided address space.

The native thread identifier to which `thread_id` points is guaranteed to be valid for the duration of the call. If the OMPD library must retain the native thread identifier, it must copy it.

Description of Return Codes

This routine must return any of the general return codes listed at the beginning of Section 5.5 or any of the following return codes:

- `ompd_rc_bad_input` if a different value in `sizeof_thread_id` is expected for a thread kind of `kind`.
- `ompd_rc_unsupported` if the `kind` of thread is not supported.
- `ompd_rc_unavailable` if the thread is not an OpenMP thread.

Cross References

- `ompd_size_t` type, see Section 5.3.1.
- `ompd_thread_id_t` type, see Section 5.3.7.
- `ompd_address_space_handle_t` type, see Section 5.3.8.
- `ompd_thread_handle_t` type, see Section 5.3.8.
- `ompd_rc_t` type, see Section 5.3.12.

5.5.5.3 ompd_rel_thread_handle

Summary

The `ompd_rel_thread_handle` function releases a thread handle.

Format

```
ompd_rc_t ompd_rel_thread_handle(  
    ompd_thread_handle_t *thread_handle  
);
```

Description

Thread handles are opaque to tools, which therefore cannot release them directly. Instead, when the tool is finished with a thread handle it must pass it to `ompd_rel_thread_handle` for disposal.

Description of Arguments

The `thread_handle` argument is an opaque handle for a thread to be released.

Description of Return Codes

This routine must return any of the general return codes listed at the beginning of Section 5.5.

Cross References

- `ompd_thread_handle_t` type, see Section 5.3.8.
- `ompd_rc_t` type, see Section 5.3.12.

5.5.5.4 ompd_thread_handle_compare

Summary

The `ompd_thread_handle_compare` function allows tools to compare two thread handles.

Format

```
ompd_rc_t ompd_thread_handle_compare(  
    ompd_thread_handle_t *thread_handle_1,  
    ompd_thread_handle_t *thread_handle_2,  
    int *cmp_value  
);
```

Description

The internal structure of thread handles is opaque to a tool. While the tool can easily compare pointers to thread handles, it cannot determine whether handles of two different addresses refer to the same underlying thread. The `ompd_thread_handle_compare` function compares thread handles.

1 On success, `ompd_thread_handle_compare` returns in the location to which `cmp_value`
2 points a signed integer value that indicates how the underlying threads compare: a value less than,
3 equal to, or greater than 0 indicates that the thread corresponding to `thread_handle_1` is,
4 respectively, less than, equal to, or greater than that corresponding to `thread_handle_2`.

5 Description of Arguments

6 The `thread_handle_1` and `thread_handle_2` arguments are opaque handles for threads. On return
7 the `cmp_value` argument is set to a signed integer value.

8 Description of Return Codes

9 This routine must return any of the general return codes listed at the beginning of Section 5.5.

10 Cross References

- 11 • `ompd_thread_handle_t` type, see Section 5.3.8.
- 12 • `ompd_rc_t` type, see Section 5.3.12.

13 5.5.5.5 ompd_get_thread_id

14 Summary

15 The `ompd_get_thread_id` maps an OMPD thread handle to a native thread.

16 Format

```
17 ompd_rc_t ompd_get_thread_id(  
18     ompd_thread_handle_t *thread_handle,  
19     ompd_thread_id_t kind,  
20     ompd_size_t sizeof_thread_id,  
21     void *thread_id  
22 );
```

17 C 18

23 Description

24 The `ompd_get_thread_id` function maps an OMPD thread handle to a native thread identifier.

25 Description of Arguments

26 The `thread_handle` argument is an opaque thread handle. The `kind` argument represents the native
27 thread identifier. The `sizeof_thread_id` argument represents the size of the native thread identifier.
28 On return, the `thread_id` argument is a buffer that represents a native thread identifier.

Description of Return Codes

This routine must return any of the general return codes listed at the beginning of Section 5.5 or any of the following return codes:

- `ompd_rc_bad_input` if a different value in `sizeof_thread_id` is expected for a thread kind of `kind`; or
- `ompd_rc_unsupported` if the `kind` of thread is not supported.

Cross References

- `ompd_size_t` type, see Section 5.3.1.
- `ompd_thread_id_t` type, see Section 5.3.7.
- `ompd_thread_handle_t` type, see Section 5.3.8.
- `ompd_rc_t` type, see Section 5.3.12.

5.5.6 Parallel Region Handles

5.5.6.1 `ompd_get_curr_parallel_handle`

Summary

The `ompd_get_curr_parallel_handle` function obtains a pointer to the parallel handle for an OpenMP thread's current parallel region.

Format

```
ompd_rc_t ompd_get_curr_parallel_handle(  
    ompd_thread_handle_t *thread_handle,  
    ompd_parallel_handle_t **parallel_handle  
);
```

Description

The `ompd_get_curr_parallel_handle` function enables the tool to obtain a pointer to the parallel handle for the current parallel region that is associated with an OpenMP thread. This call is meaningful only if the associated thread is stopped. The parallel handle is owned by the tool and it must be released by calling `ompd_rel_parallel_handle`.

Description of Arguments

The `thread_handle` argument is an opaque handle for a thread and selects the thread on which to operate. On return, the `parallel_handle` argument is set to a handle for the parallel region that the associated thread is currently executing, if any.

Description of Return Codes

This routine must return any of the general return codes listed at the beginning of Section 5.5 or the following return code:

- `ompd_rc_unavailable` if the thread is not currently part of a team.

Cross References

- `ompd_thread_handle_t` type, see Section 5.3.8.
- `ompd_parallel_handle_t` type, see Section 5.3.8.
- `ompd_rc_t` type, see Section 5.3.12.
- `ompd_rel_parallel_handle` routine, see Section 5.5.6.4.

5.5.6.2 `ompd_get_enclosing_parallel_handle`

Summary

The `ompd_get_enclosing_parallel_handle` function obtains a pointer to the parallel handle for an enclosing parallel region.

Format

```

                                C
ompd_rc_t ompd_get_enclosing_parallel_handle(
    ompd_parallel_handle_t *parallel_handle,
    ompd_parallel_handle_t **enclosing_parallel_handle
);
                                C
```

Description

The `ompd_get_enclosing_parallel_handle` function enables a tool to obtain a pointer to the parallel handle for the parallel region that encloses the parallel region that `parallel_handle` specifies. This call is meaningful only if at least one thread in the parallel region is stopped. A pointer to the parallel handle for the enclosing region is returned in the location to which `enclosing_parallel_handle` points. After the call, the tool owns the handle; the tool must release the handle with `ompd_rel_parallel_handle` when it is no longer required.

Description of Arguments

The `parallel_handle` argument is an opaque handle for a parallel region that selects the parallel region on which to operate. On return, the `enclosing_parallel_handle` argument is set to a handle for the parallel region that encloses the selected parallel region.

Description of Return Codes

This routine must return any of the general return codes listed at the beginning of Section 5.5 or the following return code:

- `ompd_rc_unavailable` if no enclosing parallel region exists.

Cross References

- `ompd_parallel_handle_t` type, see Section 5.3.8.
- `ompd_rc_t` type, see Section 5.3.12.
- `ompd_rel_parallel_handle` routine, see Section 5.5.6.4.

5.5.6.3 `ompd_get_task_parallel_handle`

Summary

The `ompd_get_task_parallel_handle` function obtains a pointer to the parallel handle for the parallel region that encloses a task region.

Format

```
ompd_rc_t ompd_get_task_parallel_handle(  
    ompd_task_handle_t *task_handle,  
    ompd_parallel_handle_t **task_parallel_handle  
);
```

Description

The `ompd_get_task_parallel_handle` function enables a tool to obtain a pointer to the parallel handle for the parallel region that encloses the task region that `task_handle` specifies. This call is meaningful only if at least one thread in the parallel region is stopped. A pointer to the parallel regions handle is returned in the location to which `task_parallel_handle` points. The tool owns that parallel handle, which it must release with `ompd_rel_parallel_handle`.

Description of Arguments

The `task_handle` argument is an opaque handle that selects the task on which to operate. On return, the `parallel_handle` argument is set to a handle for the parallel region that encloses the selected task.

Description of Return Codes

This routine must return any of the general return codes listed at the beginning of Section 5.5.

Cross References

- `ompd_task_handle_t` type, see Section 5.3.8.
- `ompd_parallel_handle_t` type, see Section 5.3.8.
- `ompd_rc_t` type, see Section 5.3.12.
- `ompd_rel_parallel_handle` routine, see Section 5.5.6.4.

5.5.6.4 ompd_rel_parallel_handle

Summary

The `ompd_rel_parallel_handle` function releases a parallel region handle.

Format

```
ompd_rc_t ompd_rel_parallel_handle(  
    ompd_parallel_handle_t *parallel_handle  
);
```

Description

Parallel region handles are opaque so tools cannot release them directly. Instead, a tool must pass a parallel region handle to the `ompd_rel_parallel_handle` function for disposal when finished with it.

Description of Arguments

The *parallel_handle* argument is an opaque handle to be released.

Description of Return Codes

This routine must return any of the general return codes listed at the beginning of Section 5.5.

Cross References

- `ompd_parallel_handle_t` type, see Section 5.3.8.
- `ompd_rc_t` type, see Section 5.3.12.

5.5.6.5 ompd_parallel_handle_compare

Summary

The `ompd_parallel_handle_compare` function compares two parallel region handles.

Format

```
ompd_rc_t ompd_parallel_handle_compare(  
    ompd_parallel_handle_t *parallel_handle_1,  
    ompd_parallel_handle_t *parallel_handle_2,  
    int *cmp_value  
);
```

Description

The internal structure of parallel region handles is opaque to tools. While tools can easily compare pointers to parallel region handles, they cannot determine whether handles at two different addresses refer to the same underlying parallel region and, instead must use the `ompd_parallel_handle_compare` function.

On success, `ompd_parallel_handle_compare` returns a signed integer value in the location to which `cmp_value` points that indicates how the underlying parallel regions compare. A value less than, equal to, or greater than 0 indicates that the region corresponding to `parallel_handle_1` is, respectively, less than, equal to, or greater than that corresponding to `parallel_handle_2`. This function is provided since the means by which parallel region handles are ordered is implementation defined.

Description of Arguments

The `parallel_handle_1` and `parallel_handle_2` arguments are opaque handles that correspond to parallel regions. On return the `cmp_value` argument points to a signed integer value that indicates how the underlying parallel regions compare.

Description of Return Codes

This routine must return any of the general return codes listed at the beginning of Section 5.5.

Cross References

- `ompd_parallel_handle_t` type, see Section 5.3.8.
- `ompd_rc_t` type, see Section 5.3.12.

5.5.7 Task Handles

5.5.7.1 `ompd_get_curr_task_handle`

Summary

The `ompd_get_curr_task_handle` function obtains a pointer to the task handle for the current task region that is associated with an OpenMP thread.

Format

```
ompd_rc_t ompd_get_curr_task_handle(  
    ompd_thread_handle_t *thread_handle,  
    ompd_task_handle_t **task_handle  
);
```

Description

The `ompd_get_curr_task_handle` function obtains a pointer to the task handle for the current task region that is associated with an OpenMP thread. This call is meaningful only if the thread for which the handle is provided is stopped. The task handle must be released with `ompd_rel_task_handle`.

Description of Arguments

The `thread_handle` argument is an opaque handle that selects the thread on which to operate. On return, the `task_handle` argument points to a location that points to a handle for the task that the thread is currently executing.

Description of Return Codes

This routine must return any of the general return codes listed at the beginning of Section 5.5 or the following return code:

- `ompd_rc_unavailable` if the thread is currently not executing a task.

Cross References

- `ompd_thread_handle_t` type, see Section 5.3.8.
- `ompd_task_handle_t` type, see Section 5.3.8.
- `ompd_rc_t` type, see Section 5.3.12.
- `ompd_rel_task_handle` routine, see Section 5.5.7.5.

5.5.7.2 `ompd_get_generating_task_handle`

Summary

The `ompd_get_generating_task_handle` function obtains a pointer to the task handle of the generating task region.

Format

```
ompd_rc_t ompd_get_generating_task_handle(  
    ompd_task_handle_t *task_handle,  
    ompd_task_handle_t **generating_task_handle  
);
```

Description

The `ompd_get_generating_task_handle` function obtains a pointer to the task handle for the task that encountered the OpenMP task construct that generated the task represented by `task_handle`. The generating task is the OpenMP task that was active when the task specified by `task_handle` was created. This call is meaningful only if the thread that is executing the task that `task_handle` specifies is stopped. The generating task handle must be released with `ompd_rel_task_handle`.

Description of Arguments

The *task_handle* argument is an opaque handle that selects the task on which to operate. On return, the *generating_task_handle* argument points to a location that points to a handle for the generating task.

Description of Return Codes

This routine must return any of the general return codes listed at the beginning of Section 5.5 or the following return code:

- **ompd_rc_unavailable** if no generating task region exists.

Cross References

- **ompd_task_handle_t** type, see Section 5.3.8.
- **ompd_rc_t** type, see Section 5.3.12.
- **ompd_rel_task_handle** routine, see Section 5.5.7.5.

5.5.7.3 ompd_get_scheduling_task_handle

Summary

The **ompd_get_scheduling_task_handle** function obtains a task handle for the task that was active at a task scheduling point.

Format

```
ompd_rc_t ompd_get_scheduling_task_handle(  
    ompd_task_handle_t *task_handle,  
    ompd_task_handle_t **scheduling_task_handle  
);
```

Description

The **ompd_get_scheduling_task_handle** function obtains a task handle for the task that was active when the task that *task_handle* represents was scheduled. This call is meaningful only if the thread that is executing the task that *task_handle* specifies is stopped. The scheduling task handle must be released with **ompd_rel_task_handle**.

Description of Arguments

The *task_handle* argument is an opaque handle for a task and selects the task on which to operate. On return, the *scheduling_task_handle* argument points to a location that points to a handle for the task that is still on the stack of execution on the same thread and was deferred in favor of executing the selected task.

Description of Return Codes

This routine must return any of the general return codes listed at the beginning of Section 5.5 or the following return code:

- `ompd_rc_unavailable` if no scheduling task region exists.

Cross References

- `ompd_task_handle_t` type, see Section 5.3.8.
- `ompd_rc_t` type, see Section 5.3.12.
- `ompd_rel_task_handle` routine, see Section 5.5.7.5.

5.5.7.4 `ompd_get_task_in_parallel`

Summary

The `ompd_get_task_in_parallel` function obtains handles for the implicit tasks that are associated with a parallel region.

Format

```
ompd_rc_t ompd_get_task_in_parallel(  
    ompd_parallel_handle_t *parallel_handle,  
    int thread_num,  
    ompd_task_handle_t **task_handle  
);
```

Description

The `ompd_get_task_in_parallel` function obtains handles for the implicit tasks that are associated with a parallel region. A successful invocation of `ompd_get_task_in_parallel` returns a pointer to a task handle in the location to which `task_handle` points. This call yields meaningful results only if all OpenMP threads in the parallel region are stopped.

Description of Arguments

The `parallel_handle` argument is an opaque handle that selects the parallel region on which to operate. The `thread_num` argument selects the implicit task of the team to be returned. The `thread_num` argument is equal to the `thread-num-var` ICV value of the selected implicit task. On return, the `task_handle` argument points to a location that points to an opaque handle for the selected implicit task.

Description of Return Codes

This routine must return any of the general return codes listed at the beginning of Section 5.5 or the following return code:

- `ompd_rc_bad_input` if the `thread_num` argument is greater than or equal to the `team-size-var` ICV or negative.

Restrictions

Restrictions on the `ompd_get_task_in_parallel` function are as follows:

- The value of `thread_num` must be a non-negative integer that is smaller than the size of the team size that is the value of the `team-size-var` ICV that `ompd_get_icv_from_scope` returns.

Cross References

- `ompd_parallel_handle_t` type, see Section 5.3.8.
- `ompd_task_handle_t` type, see Section 5.3.8.
- `ompd_rc_t` type, see Section 5.3.12.
- `ompd_get_icv_from_scope` routine, see Section 5.5.9.2.

5.5.7.5 `ompd_rel_task_handle`

Summary

This `ompd_rel_task_handle` function releases a task handle.

Format

```
ompd_rc_t ompd_rel_task_handle(  
    ompd_task_handle_t *task_handle  
);
```

Description

Task handles are opaque to tools; thus tools cannot release them directly. Instead, when a tool is finished with a task handle it must use the `ompd_rel_task_handle` function to release it.

Description of Arguments

The `task_handle` argument is an opaque task handle to be released.

Description of Return Codes

This routine must return any of the general return codes listed at the beginning of Section 5.5.

Cross References

- `ompd_task_handle_t` type, see Section 5.3.8.
- `ompd_rc_t` type, see Section 5.3.12.

5.5.7.6 ompd_task_handle_compare

Summary

The `ompd_task_handle_compare` function compares task handles.

Format

```
ompd_rc_t ompd_task_handle_compare(  
    ompd_task_handle_t *task_handle_1,  
    ompd_task_handle_t *task_handle_2,  
    int *cmp_value  
);
```

Description

The internal structure of task handles is opaque; so tools cannot directly determine if handles at two different addresses refer to the same underlying task. The `ompd_task_handle_compare` function compares task handles. After a successful call to `ompd_task_handle_compare`, the value of the location to which `cmp_value` points is a signed integer that indicates how the underlying tasks compare: a value less than, equal to, or greater than 0 indicates that the task that corresponds to `task_handle_1` is, respectively, less than, equal to, or greater than the task that corresponds to `task_handle_2`. The means by which task handles are ordered is implementation defined.

Description of Arguments

The `task_handle_1` and `task_handle_2` arguments are opaque handles that correspond to tasks. On return, the `cmp_value` argument points to a location in which a signed integer value indicates how the underlying tasks compare.

Description of Return Codes

This routine must return any of the general return codes listed at the beginning of Section 5.5.

Cross References

- `ompd_task_handle_t` type, see Section 5.3.8.
- `ompd_rc_t` type, see Section 5.3.12.

5.5.7.7 ompd_get_task_function

Summary

This `ompd_get_task_function` function returns the entry point of the code that corresponds to the body of a task.

Format

```
ompd_rc_t ompd_get_task_function (  
    ompd_task_handle_t *task_handle,  
    ompd_address_t *entry_point  
);
```

Description

The `ompd_get_task_function` function returns the entry point of the code that corresponds to the body of code that the task executes.

Description of Arguments

The `task_handle` argument is an opaque handle that selects the task on which to operate. On return, the `entry_point` argument is set to an address that describes the beginning of application code that executes the task region.

Description of Return Codes

This routine must return any of the general return codes listed at the beginning of Section 5.5.

Cross References

- `ompd_address_t` type, see Section 5.3.4.
- `ompd_task_handle_t` type, see Section 5.3.8.
- `ompd_rc_t` type, see Section 5.3.12.

5.5.7.8 ompd_get_task_frame

Summary

The `ompd_get_task_frame` function extracts the frame pointers of a task.

Format

```
ompd_rc_t ompd_get_task_frame (  
    ompd_task_handle_t *task_handle,  
    ompd_frame_info_t *exit_frame,  
    ompd_frame_info_t *enter_frame  
);
```

Description

An OpenMP implementation maintains an `ompt_frame_t` object for every implicit or explicit task. The `ompd_get_task_frame` function extracts the `enter_frame` and `exit_frame` fields of the `ompt_frame_t` object of the task that `task_handle` identifies.

Description of Arguments

The `task_handle` argument specifies an OpenMP task. On return, the `exit_frame` argument points to an `ompd_frame_info_t` object that has the frame information with the same semantics as the `exit_frame` field in the `ompt_frame_t` object that is associated with the specified task. On return, the `enter_frame` argument points to an `ompd_frame_info_t` object that has the frame information with the same semantics as the `enter_frame` field in the `ompt_frame_t` object that is associated with the specified task.

Description of Return Codes

This routine must return any of the general return codes listed at the beginning of Section 5.5.

Cross References

- `ompt_frame_t` type, see Section 4.4.4.28.
- `ompd_address_t` type, see Section 5.3.4.
- `ompd_frame_info_t` type, see Section 5.3.5.
- `ompd_task_handle_t` type, see Section 5.3.8.
- `ompd_rc_t` type, see Section 5.3.12.

5.5.7.9 `ompd_enumerate_states`

Summary

The `ompd_enumerate_states` function enumerates thread states that an OpenMP implementation supports.

Format

```
ompd_rc_t ompd_enumerate_states (  
    ompd_address_space_handle_t *address_space_handle,  
    ompd_word_t current_state,  
    ompd_word_t *next_state,  
    const char **next_state_name,  
    ompd_word_t *more_enums  
);
```

Description

An OpenMP implementation may support only a subset of the states that the `ompt_state_t` enumeration type defines. In addition, an OpenMP implementation may support implementation-specific states. The `ompd_enumerate_states` call enables a tool to enumerate the thread states that an OpenMP implementation supports.

When the `current_state` argument is a thread state that an OpenMP implementation supports, the call assigns the value and string name of the next thread state in the enumeration to the locations to which the `next_state` and `next_state_name` arguments point.

On return, the third-party tool owns the `next_state_name` string. The OMPD library allocates storage for the string with the memory allocation callback that the tool provides. The tool is responsible for releasing the memory.

On return, the location to which the `more_enums` argument points has the value 1 whenever one or more states are left in the enumeration. On return, the location to which the `more_enums` argument points has the value 0 when `current_state` is the last state in the enumeration.

Description of Arguments

The *address_space_handle* argument identifies the address space. The *current_state* argument must be a thread state that the OpenMP implementation supports. To begin enumerating the supported states, a tool should pass **ompt_state_undefined** as the value of *current_state*. Subsequent calls to **ompd_enumerate_states** by the tool should pass the value that the call returned in the *next_state* argument. On return, the *next_state* argument points to an integer with the value of the next state in the enumeration. On return, the *next_state_name* argument points to a character string that describes the next state. On return, the *more_enums* argument points to an integer with a value of 1 when more states are left to enumerate and a value of 0 when no more states are left.

Description of Return Codes

This routine must return any of the general return codes listed at the beginning of Section 5.5 or the following return code:

- **ompd_rc_bad_input** if an unknown value is provided in *current_state*.

Cross References

- **ompt_state_t** type, see Section 4.4.4.27.
- **ompd_address_space_handle_t** type, see Section 5.3.8.
- **ompd_rc_t** type, see Section 5.3.12.

5.5.7.10 ompd_get_state

Summary

The **ompd_get_state** function obtains the state of a thread.

Format

```
ompd_rc_t ompd_get_state (  
    ompd_thread_handle_t *thread_handle,  
    ompd_word_t *state,  
    ompd_wait_id_t *wait_id  
);
```

Description

The **ompd_get_state** function returns the state of an OpenMP thread.

Description of Arguments

The *thread_handle* argument identifies the thread. The *state* argument represents the state of that thread as represented by a value that **ompd_enumerate_states** returns. On return, if the *wait_id* argument is non-null then it points to a handle that corresponds to the *wait_id* wait identifier of the thread. If the thread state is not one of the specified wait states, the value to which *wait_id* points is undefined.

Description of Return Codes

This routine must return any of the general return codes listed at the beginning of Section 5.5.

Cross References

- `ompd_wait_id_t` type, see Section 5.3.2.
- `ompd_thread_handle_t` type, see Section 5.3.8.
- `ompd_rc_t` type, see Section 5.3.12.
- `ompd_enumerate_states` routine, see Section 5.5.7.9.

5.5.8 Display Control Variables

5.5.8.1 `ompd_get_display_control_vars`

Summary

The `ompd_get_display_control_vars` function returns a list of name/value pairs for OpenMP control variables.

Format

```
ompd_rc_t ompd_get_display_control_vars (  
    ompd_address_space_handle_t *address_space_handle,  
    const char * const **control_vars  
);
```

Description

The `ompd_get_display_control_vars` function returns a NULL-terminated vector of NULL-terminated strings of name/value pairs of control variables that have user controllable settings and are important to the operation or performance of an OpenMP runtime system. The control variables that this interface exposes include all OpenMP environment variables, settings that may come from vendor or platform-specific environment variables, and other settings that affect the operation or functioning of an OpenMP runtime.

The format of the strings is "`icv-name=icv-value`".

On return, the third-party tool owns the vector and the strings. The OMPD library must satisfy the termination constraints; it may use static or dynamic memory for the vector and/or the strings and is unconstrained in how it arranges them in memory. If it uses dynamic memory then the OMPD library must use the `allocate` callback that the tool provides to `ompd_initialize`. The tool must use the `ompd_rel_display_control_vars` function to release the vector and the strings.

Description of Arguments

The `address_space_handle` argument identifies the address space. On return, the `control_vars` argument points to the vector of display control variables.

Description of Return Codes

This routine must return any of the general return codes listed at the beginning of Section 5.5.

Cross References

- `ompd_address_space_handle_t` type, see Section 5.3.8.
- `ompd_rc_t` type, see Section 5.3.12.
- `ompd_initialize` routine, see Section 5.5.1.1.
- `ompd_rel_display_control_vars` routine, see Section 5.5.8.2.

5.5.8.2 `ompd_rel_display_control_vars`

Summary

The `ompd_rel_display_control_vars` releases a list of name/value pairs of OpenMP control variables previously acquired with `ompd_get_display_control_vars`.

Format

```
ompd_rc_t ompd_rel_display_control_vars (  
    const char * const **control_vars  
);
```

Description

The third-party tool owns the vector and strings that `ompd_get_display_control_vars` returns. The tool must call `ompd_rel_display_control_vars` to release the vector and the strings.

Description of Arguments

The `control_vars` argument is the vector of display control variables to be released.

Description of Return Codes

This routine must return any of the general return codes listed at the beginning of Section 5.5.

Cross References

- `ompd_rc_t` type, see Section 5.3.12.
- `ompd_get_display_control_vars` routine, see Section 5.5.8.1.

5.5.9 Accessing Scope-Specific Information

5.5.9.1 ompd_enumerate_icvs

Summary

The `ompd_enumerate_icvs` function enumerates ICVs.

Format

```
ompd_rc_t ompd_enumerate_icvs (  
    ompd_address_space_handle_t *handle,  
    ompd_icv_id_t current,  
    ompd_icv_id_t *next_id,  
    const char **next_icv_name,  
    ompd_scope_t *next_scope,  
    int *more  
);
```

Description

An OpenMP implementation must support all ICVs listed in Section 2.4.1. An OpenMP implementation may support additional implementation-specific variables. An implementation may store ICVs in a different scope than Table 2.3 indicates. The `ompd_enumerate_icvs` function enables a tool to enumerate the ICVs that an OpenMP implementation supports and their related scopes. The ICVs *num-procs-var*, *thread-num-var*, *final-task-var*, *implicit-task-var* and *team-size-var* must also be available with an *ompd-* prefix.

When the *current* argument is set to the identifier of a supported ICV, `ompd_enumerate_icvs` assigns the value, string name, and scope of the next ICV in the enumeration to the locations to which the *next_id*, *next_icv_name*, and *next_scope* arguments point. On return, the third-party tool owns the *next_icv_name* string. The OMPD library uses the memory allocation callback that the tool provides to allocate the string storage; the tool is responsible for releasing the memory.

On return, the location to which the *more* argument points has the value of 1 whenever one or more ICV are left in the enumeration. On return, that location has the value 0 when *current* is the last ICV in the enumeration.

Description of Arguments

The *address_space_handle* argument identifies the address space. The *current* argument must be an ICV that the OpenMP implementation supports. To begin enumerating the ICVs, a tool should pass `ompd_icv_undefined` as the value of *current*. Subsequent calls to `ompd_enumerate_icvs` should pass the value returned by the call in the *next_id* output argument. On return, the *next_id* argument points to an integer with the value of the ID of the next ICV in the enumeration. On return, the *next_icv_name* argument points to a character string with the name of the next ICV. On return, the *next_scope* argument points to the scope enum value of the scope of the next ICV. On return, the *more_enums* argument points to an integer with the value of 1 when more ICVs are left to enumerate and the value of 0 when no more ICVs are left.

Description of Return Codes

This routine must return any of the general return codes listed at the beginning of Section 5.5 or the following return code:

- `ompd_rc_bad_input` if an unknown value is provided in *current*.

Cross References

- `ompd_address_space_handle_t` type, see Section 5.3.8.
- `ompd_scope_t` type, see Section 5.3.9.
- `ompd_icv_id_t` type, see Section 5.3.10.
- `ompd_rc_t` type, see Section 5.3.12.

5.5.9.2 `ompd_get_icv_from_scope`

Summary

The `ompd_get_icv_from_scope` function returns the value of an ICV.

Format

```
ompd_rc_t ompd_get_icv_from_scope (  
    void *handle,  
    ompd_scope_t scope,  
    ompd_icv_id_t icv_id,  
    ompd_word_t *icv_value  
);
```

Description

The `ompd_get_icv_from_scope` function provides access to the ICVs that `ompd_enumerate_icvs` identifies.

Description of Arguments

The *handle* argument provides an OpenMP scope handle. The *scope* argument specifies the kind of scope provided in *handle*. The *icv_id* argument specifies the ID of the requested ICV. On return, the *icv_value* argument points to a location with the value of the requested ICV.

Constraints on Arguments

The provided *handle* must match the *scope* as defined in Section 5.3.10.

The provided *scope* must match the scope for *icv_id* as requested by `ompd_enumerate_icvs`.

Description of Return Codes

This routine must return any of the general return codes listed at the beginning of Section 5.5 or any of the following return codes:

- `ompd_rc_incompatible` if the ICV cannot be represented as an integer;
- `ompd_rc_incomplete` if only the first item of the ICV is returned in the integer (e.g., if `nthreads-var` is a list); or
- `ompd_rc_bad_input` if an unknown value is provided in `icv_id`.

Cross References

- `ompd_address_space_handle_t` type, see Section 5.3.8.
- `ompd_thread_handle_t` type, see Section 5.3.8.
- `ompd_parallel_handle_t` type, see Section 5.3.8.
- `ompd_task_handle_t` type, see Section 5.3.8.
- `ompd_scope_t` type, see Section 5.3.9.
- `ompd_icv_id_t` type, see Section 5.3.10.
- `ompd_rc_t` type, see Section 5.3.12.
- `ompd_enumerate_icvs` routine, see Section 5.5.9.1.

5.5.9.3 `ompd_get_icv_string_from_scope`

Summary

The `ompd_get_icv_string_from_scope` function returns the value of an ICV.

Format

```
ompd_rc_t ompd_get_icv_string_from_scope (  
    void *handle,  
    ompd_scope_t scope,  
    ompd_icv_id_t icv_id,  
    const char **icv_string  
);
```

Description

The `ompd_get_icv_string_from_scope` function provides access to the ICVs that `ompd_enumerate_icvs` identifies.

Description of Arguments

The *handle* argument provides an OpenMP scope handle. The *scope* argument specifies the kind of scope provided in *handle*. The *icv_id* argument specifies the ID of the requested ICV. On return, the *icv_string* argument points to a string representation of the requested ICV.

On return, the third-party tool owns the *icv_string* string. The OMPD library allocates the string storage with the memory allocation callback that the tool provides. The tool is responsible for releasing the memory.

Constraints on Arguments

The provided *handle* must match the *scope* as defined in Section 5.3.10.

The provided *scope* must match the scope for *icv_id* as requested by `ompd_enumerate_icvs`.

Description of Return Codes

This routine must return any of the general return codes listed at the beginning of Section 5.5 or the following return code:

- `ompd_rc_bad_input` if an unknown value is provided in *icv_id*.

Cross References

- `ompd_address_space_handle_t` type, see Section 5.3.8.
- `ompd_thread_handle_t` type, see Section 5.3.8.
- `ompd_parallel_handle_t` type, see Section 5.3.8.
- `ompd_task_handle_t` type, see Section 5.3.8.
- `ompd_scope_t` type, see Section 5.3.9.
- `ompd_icv_id_t` type, see Section 5.3.10.
- `ompd_rc_t` type, see Section 5.3.12.
- `ompd_enumerate_icvs` routine, see Section 5.5.9.1.

5.5.9.4 `ompd_get_tool_data`

Summary

The `ompd_get_tool_data` function provides access to the OMPT data variable stored for each OpenMP scope.

Format

```
ompd_rc_t ompd_get_tool_data(  
    void* handle,  
    ompd_scope_t scope,  
    ompd_word_t *value,  
    ompd_address_t *ptr  
);
```

Description

The `ompd_get_tool_data` function provides access to the OMPT tool data stored for each scope. If the runtime library does not support OMPT then the function returns `ompd_rc_unsupported`.

Description of Arguments

The *handle* argument provides an OpenMP scope handle. The *scope* argument specifies the kind of scope provided in *handle*. On return, the *value* argument points to the *value* field of the `ompt_data_t` union stored for the selected scope. On return, the *ptr* argument points to the *ptr* field of the `ompt_data_t` union stored for the selected scope.

Description of Return Codes

This routine must return any of the general return codes listed at the beginning of Section 5.5 or the following return code:

- `ompd_rc_unsupported` if the runtime library does not support OMPT.

Cross References

- `ompt_data_t` type, see Section 4.4.4.4.
- `ompd_address_space_handle_t` type, see Section 5.3.8.
- `ompd_thread_handle_t` type, see Section 5.3.8.
- `ompd_parallel_handle_t` type, see Section 5.3.8.
- `ompd_task_handle_t` type, see Section 5.3.8.
- `ompd_scope_t` type, see Section 5.3.9.
- `ompd_rc_t` type, see Section 5.3.12.

5.6 Runtime Entry Points for OMPD

The OpenMP implementation must define several entry point symbols through which execution must pass when particular events occur *and* data collection for OMPD is enabled. A tool can enable notification of an event by setting a breakpoint at the address of the entry point symbol.

Entry point symbols have external `C` linkage and do not require demangling or other transformations to look up their names to obtain the address in the OpenMP program. While each entry point symbol conceptually has a function type signature, it may not be a function. It may be a labeled location

5.6.1 Beginning Parallel Regions

Summary

Before starting the execution of an OpenMP parallel region, the implementation executes `ompd_bp_parallel_begin`.

Format

```
void ompd_bp_parallel_begin(void);
```

Description

The OpenMP implementation must execute `ompd_bp_parallel_begin` at every *parallel-begin* event. At the point that the implementation reaches `ompd_bp_parallel_begin`, the binding for `ompd_get_curr_parallel_handle` is the parallel region that is beginning and the binding for `ompd_get_curr_task_handle` is the task that encountered the `parallel` construct.

Cross References

- `parallel` construct, see Section 2.6.
- `ompd_get_curr_parallel_handle` routine, see Section 5.5.6.1.
- `ompd_get_curr_task_handle` routine, see Section 5.5.7.1.

5.6.2 Ending Parallel Regions

Summary

After finishing the execution of an OpenMP parallel region, the implementation executes `ompd_bp_parallel_end`.

Format

```
void ompd_bp_parallel_end(void);
```

Description

The OpenMP implementation must execute `ompd_bp_parallel_end` at every *parallel-end* event. At the point that the implementation reaches `ompd_bp_parallel_end`, the binding for `ompd_get_curr_parallel_handle` is the `parallel` region that is ending and the binding for `ompd_get_curr_task_handle` is the task that encountered the `parallel` construct. After execution of `ompd_bp_parallel_end`, any *parallel_handle* that was acquired for the `parallel` region is invalid and should be released.

Cross References

- `parallel` construct, see Section 2.6.
- `ompd_get_curr_parallel_handle` routine, see Section 5.5.6.1.
- `ompd_rel_parallel_handle` routine, see Section 5.5.6.4.
- `ompd_get_curr_task_handle` routine, see Section 5.5.7.1.

5.6.3 Beginning Task Regions

Summary

Before starting the execution of an OpenMP task region, the implementation executes `ompd_bp_task_begin`.

Format

```
void ompd_bp_task_begin(void);
```

Description

The OpenMP implementation must execute `ompd_bp_task_begin` immediately before starting execution of a *structured-block* that is associated with a non-merged task. At the point that the implementation reaches `ompd_bp_task_begin`, the binding for `ompd_get_curr_task_handle` is the task that is scheduled to execute.

Cross References

- `ompd_get_curr_task_handle` routine, see Section 5.5.7.1.

5.6.4 Ending Task Regions

Summary

After finishing the execution of an OpenMP task region, the implementation executes `ompd_bp_task_end`.

Format

```
void ompd_bp_task_end(void);
```


Description

The OpenMP implementation must execute `ompd_bp_task_end` immediately after completion of a *structured-block* that is associated with a non-merged task. At the point that the implementation reaches `ompd_bp_task_end`, the binding for `ompd_get_curr_task_handle` is the task that finished execution. After execution of `ompd_bp_task_end`, any *task_handle* that was acquired for the task region is invalid and should be released.

Cross References

- `ompd_get_curr_task_handle` routine, see Section 5.5.7.1.
- `ompd_rel_task_handle` routine, see Section 5.5.7.5.

5.6.5 Beginning OpenMP Threads

Summary

When starting an OpenMP thread, the implementation executes `ompd_bp_thread_begin`.

Format

```
void ompd_bp_thread_begin(void);
```

Description

The OpenMP implementation must execute `ompd_bp_thread_begin` at every *native-thread-begin* and *initial-thread-begin* event. This execution occurs before the thread starts the execution of any OpenMP region.

Cross References

- `parallel` construct, see Section 2.6.
- Initial task, see Section 2.12.5.

5.6.6 Ending OpenMP Threads

Summary

When terminating an OpenMP thread, the implementation executes `ompd_bp_thread_end`.

Format

```
void ompd_bp_thread_end(void);
```

Description

The OpenMP implementation must execute `ompd_bp_thread_end` at every *native-thread-end* and *initial-thread-end* event. This execution occurs after the thread completes the execution of all OpenMP regions. After executing `ompd_bp_thread_end`, any *thread_handle* that was acquired for this thread is invalid and should be released.

Cross References

- `parallel` construct, see Section 2.6.
- Initial task, see Section 2.12.5.
- `ompd_rel_thread_handle` routine, see Section 5.5.5.3.

5.6.7 Initializing OpenMP Devices

Summary

The OpenMP implementation must execute `ompd_bp_device_begin` at every *device-initialize* event.

Format

```
void ompd_bp_device_begin(void);
```

Description

When initializing a device for execution of a **target** region, the implementation must execute `ompd_bp_device_begin`. This execution occurs before the work associated with any OpenMP region executes on the device.

Cross References

- Device Initialization, see Section 2.14.1.

5.6.8 Finalizing OpenMP Devices

Summary

When terminating an OpenMP thread, the implementation executes `ompd_bp_device_end`.

Format

```
void ompd_bp_device_end(void);
```

1 **Description**
2 The OpenMP implementation must execute **ompd_bp_device_end** at every *device-finalize*
3 event. This execution occurs after the thread executes all OpenMP regions. After execution of
4 **ompd_bp_device_end**, any *address_space_handle* that was acquired for this device is invalid
5 and should be released.

6 **Cross References**

- 7 • Device Initialization, see Section [2.14.1](#).
8 • **ompd_rel_address_space_handle** routine, see Section [5.5.2.3](#).

This page intentionally left blank

6 Environment Variables

This chapter describes the OpenMP environment variables that specify the settings of the ICVs that affect the execution of OpenMP programs (see Section 2.4). The names of the environment variables must be upper case. Unless otherwise specified, the values assigned to the environment variables are case insensitive and may have leading and trailing white space. Modifications to the environment variables after the program has started, even if modified by the program itself, are ignored by the OpenMP implementation. However, the settings of some of the ICVs can be modified during the execution of the OpenMP program by the use of the appropriate directive clauses or OpenMP API routines.

The following examples demonstrate how the OpenMP environment variables can be set in different environments:

- csh-like shells:

```
setenv OMP_SCHEDULE "dynamic"
```

- bash-like shells:

```
export OMP_SCHEDULE="dynamic"
```

- Windows Command Line:

```
set OMP_SCHEDULE=dynamic
```

As defined following Table 2.1 in Section 2.4.2, device-specific environment variables extend many of the environment variables defined in this chapter. If the corresponding environment variable for a specific device number, including the host device, is set, then the setting for that environment variable is used to set the value of the associated ICV of the device with the corresponding device number. If the corresponding environment variable that includes the **_DEV** suffix but no device number is set, then the setting of that environment variable is used to set the value of the associated ICV of any non-host device for which the device-number-specific corresponding environment variable is not set. In all cases the setting of an environment variable for which a device number is specified takes precedence.

Restrictions

Restrictions to device-specific environment variables are as follows:

- Device-specific environment variables must not correspond to environment variables that initialize ICVs with global scope.

6.1 OMP_SCHEDULE

The **OMP_SCHEDULE** environment variable controls the schedule kind and chunk size of all loop directives that have the schedule kind **runtime**, by setting the value of the *run-sched-var* ICV.

The value of this environment variable takes the form:

[modifier:]kind[, chunk]

where

- *modifier* is one of **monotonic** or **nonmonotonic**;
- *kind* is one of **static**, **dynamic**, **guided**, or **auto**;
- *chunk* is an optional positive integer that specifies the chunk size.

If the *modifier* is not present, the *modifier* is set to **monotonic** if *kind* is **static**; for any other *kind* it is set to **nonmonotonic**.

If *chunk* is present, white space may be on either side of the “,”. See Section 2.11.4 for a detailed description of the schedule kinds.

The behavior of the program is implementation defined if the value of **OMP_SCHEDULE** does not conform to the above format.

Examples:

```
setenv OMP_SCHEDULE "guided, 4"  
setenv OMP_SCHEDULE "dynamic"  
setenv OMP_SCHEDULE "nonmonotonic:dynamic, 4"
```

Cross References

- *run-sched-var* ICV, see Section 2.4.
- Worksharing-Loop construct, see Section 2.11.4.
- Parallel worksharing-loop construct, see Section 2.16.1.
- **omp_set_schedule** routine, see Section 3.2.11.
- **omp_get_schedule** routine, see Section 3.2.12.

6.2 OMP_NUM_THREADS

The **OMP_NUM_THREADS** environment variable sets the number of threads to use for **parallel** regions by setting the initial value of the *nthreads-var* ICV. See Section 2.4 for a comprehensive set of rules about the interaction between the **OMP_NUM_THREADS** environment variable, the **num_threads** clause, the **omp_set_num_threads** library routine and dynamic adjustment of

1 threads, and Section 2.6.1 for a complete algorithm that describes how the number of threads for a
2 **parallel** region is determined.

3 The value of this environment variable must be a list of positive integer values. The values of the
4 list set the number of threads to use for **parallel** regions at the corresponding nested levels.

5 The behavior of the program is implementation defined if any value of the list specified in the
6 **OMP_NUM_THREADS** environment variable leads to a number of threads that is greater than an
7 implementation can support, or if any value is not a positive integer.

8 The **OMP_NUM_THREADS** environment variable sets the *max-active-levels-var* ICV to the number
9 of active levels of parallelism that the implementation supports if the **OMP_NUM_THREADS**
10 environment variable is set to a comma-separated list of more than one value. The value of the
11 *max-active-level-var* ICV may be overridden by setting **OMP_MAX_ACTIVE_LEVELS** or
12 **OMP_NESTED**. See Section 6.8 and Section 6.9 for details.

13 Example:

```
14 | setenv OMP_NUM_THREADS 4,3,2
```

15 Cross References

- 16 • *nthreads-var* ICV, see Section 2.4.
- 17 • **num_threads** clause, see Section 2.6.
- 18 • **omp_set_num_threads** routine, see Section 3.2.1.
- 19 • **omp_get_num_threads** routine, see Section 3.2.2.
- 20 • **omp_get_max_threads** routine, see Section 3.2.3.
- 21 • **omp_get_team_size** routine, see Section 3.2.19.

22 6.3 OMP_DYNAMIC

23 The **OMP_DYNAMIC** environment variable controls dynamic adjustment of the number of threads
24 to use for executing **parallel** regions by setting the initial value of the *dyn-var* ICV.

25 The value of this environment variable must be one of the following:

26 **true** | **false**

27 If the environment variable is set to **true**, the OpenMP implementation may adjust the number of
28 threads to use for executing **parallel** regions in order to optimize the use of system resources. If
29 the environment variable is set to **false**, the dynamic adjustment of the number of threads is
30 disabled. The behavior of the program is implementation defined if the value of **OMP_DYNAMIC** is
31 neither **true** nor **false**.

1 Example:

```
2 setenv OMP_DYNAMIC true
```

3 **Cross References**

- 4 • *dyn-var* ICV, see Section 2.4.
- 5 • `omp_set_dynamic` routine, see Section 3.2.6.
- 6 • `omp_get_dynamic` routine, see Section 3.2.7.

7 **6.4 OMP_PROC_BIND**

8 The `OMP_PROC_BIND` environment variable sets the initial value of the *bind-var* ICV. The value
9 of this environment variable is either **true**, **false**, or a comma separated list of **primary**,
10 **master** (**master** has been deprecated), **close**, or **spread**. The values of the list set the thread
11 affinity policy to be used for parallel regions at the corresponding nested level.

12 If the environment variable is set to **false**, the execution environment may move OpenMP threads
13 between OpenMP places, thread affinity is disabled, and `proc_bind` clauses on `parallel`
14 constructs are ignored.

15 Otherwise, the execution environment should not move OpenMP threads between OpenMP places,
16 thread affinity is enabled, and the initial thread is bound to the first place in the *place-partition-var*
17 ICV prior to the first active parallel region. An initial thread that is created by a `teams` construct is
18 bound to the first place in its *place-partition-var* ICV before it begins execution of the associated
19 structured block.

20 If the environment variable is set to **true**, the thread affinity policy is implementation defined but
21 must conform to the previous paragraph. The behavior of the program is implementation defined if
22 the value in the `OMP_PROC_BIND` environment variable is not **true**, **false**, or a comma
23 separated list of **primary**, **master** (**master** has been deprecated), **close**, or **spread**. The
24 behavior is also implementation defined if an initial thread cannot be bound to the first place in the
25 *place-partition-var* ICV.

26 The `OMP_PROC_BIND` environment variable sets the *max-active-levels-var* ICV to the number of
27 active levels of parallelism that the implementation supports if the `OMP_PROC_BIND` environment
28 variable is set to a comma-separated list of more than one element. The value of the
29 *max-active-level-var* ICV may be overridden by setting `OMP_MAX_ACTIVE_LEVELS` or
30 `OMP_NESTED`. See Section 6.8 and Section 6.9 for details.

31 Examples:

```
32 setenv OMP_PROC_BIND false  
33 setenv OMP_PROC_BIND "spread, spread, close"
```


Cross References

- *bind-var* ICV, see Section 2.4.
- `proc_bind` clause, see Section 2.6.2.
- `omp_get_proc_bind` routine, see Section 3.3.1.

6.5 OMP_PLACES

The `OMP_PLACES` environment variable sets the initial value of the *place-partition-var* ICV. A list of places can be specified in the `OMP_PLACES` environment variable. The value of `OMP_PLACES` can be one of two types of values: either an abstract name that describes a set of places or an explicit list of places described by non-negative numbers.

The `OMP_PLACES` environment variable can be defined using an explicit ordered list of comma-separated places. A place is defined by an unordered set of comma-separated non-negative numbers enclosed by braces, or a non-negative number. The meaning of the numbers and how the numbering is done are implementation defined. Generally, the numbers represent the smallest unit of execution exposed by the execution environment, typically a hardware thread.

Intervals may also be used to define places. Intervals can be specified using the *<lower-bound> : <length> : <stride>* notation to represent the following list of numbers: “*<lower-bound>*, *<lower-bound> + <stride>*, ..., *<lower-bound> + (<length> - 1)*<stride>*.” When *<stride>* is omitted, a unit stride is assumed. Intervals can specify numbers within a place as well as sequences of places.

An exclusion operator “!” can also be used to exclude the number or place immediately following the operator.

Alternatively, the abstract names listed in Table 6.1 should be understood by the execution and runtime environment. The precise definitions of the abstract names are implementation defined. An implementation may also add abstract names as appropriate for the target platform.

The abstract name may be appended by a positive number in parentheses to denote the length of the place list to be created, that is *abstract_name(num-places)*. When requesting fewer places than available on the system, the determination of which resources of type *abstract_name* are to be included in the place list is implementation defined. When requesting more resources than available, the length of the place list is implementation defined.

TABLE 6.1: Predefined Abstract Names for **OMP_PLACES**

Abstract Name	Meaning
threads	Each place corresponds to a single hardware thread on the device.
cores	Each place corresponds to a single core (having one or more hardware threads) on the device.
ll_caches	Each place corresponds to a set of cores that share the last level cache on the device.
numa_domains	Each place corresponds to a set of cores for which their closest memory on the device is: <ul style="list-style-type: none"> • the same memory; and • at a similar distance from the cores.
sockets	Each place corresponds to a single socket (consisting of one or more cores) on the device.

- 1 The behavior of the program is implementation defined when the execution environment cannot
2 map a numerical value (either explicitly defined or implicitly derived from an interval) within the
3 **OMP_PLACES** list to a processor on the target platform, or if it maps to an unavailable processor.
4 The behavior is also implementation defined when the **OMP_PLACES** environment variable is
5 defined using an abstract name.
- 6 The following grammar describes the values accepted for the **OMP_PLACES** environment variable.

```

    <list>  = <p-list> | <aname>
    <p-list> = <p-interval> | <p-list>, <p-interval>
    <p-interval> = <place>:<len>:<stride> | <place>:<len> | <place> | !<place>
    <place>   = { <res-list> } | <res>
    <res-list> = <res-interval> | <res-list>, <res-interval>
    <res-interval> = <res>:<num-places>:<stride> | <res>:<num-places> | <res> | !<res>
    <aname>    = <word>(<num-places>) | <word>
    <word>    = sockets | cores | ll_caches | numa_domains | threads
              | <implementation-defined abstract name>
    <res>     = non-negative integer
    <num-places> = positive integer
    <stride>   = integer
    <len>     = positive integer

```

1 Examples:

```
2 setenv OMP_PLACES threads  
3 setenv OMP_PLACES "threads (4) "  
4 setenv OMP_PLACES  
5 " {0, 1, 2, 3}, {4, 5, 6, 7}, {8, 9, 10, 11}, {12, 13, 14, 15} "  
6 setenv OMP_PLACES "{0:4}, {4:4}, {8:4}, {12:4} "  
7 setenv OMP_PLACES "{0:4}:4:4"
```

8 where each of the last three definitions corresponds to the same 4 places including the smallest
9 units of execution exposed by the execution environment numbered, in turn, 0 to 3, 4 to 7, 8 to 11,
10 and 12 to 15.

11 Cross References

- 12 • *place-partition-var*, see Section 2.4.
- 13 • Controlling OpenMP thread affinity, see Section 2.6.2.
- 14 • `omp_get_num_places` routine, see Section 3.3.2.
- 15 • `omp_get_place_num_procs` routine, see Section 3.3.3.
- 16 • `omp_get_place_proc_ids` routine, see Section 3.3.4.
- 17 • `omp_get_place_num` routine, see Section 3.3.5.
- 18 • `omp_get_partition_num_places` routine, see Section 3.3.6.
- 19 • `omp_get_partition_place_nums` routine, see Section 3.3.7.

20 6.6 OMP_STACKSIZE

21 The `OMP_STACKSIZE` environment variable controls the size of the stack for threads created by
22 the OpenMP implementation, by setting the value of the *stacksize-var* ICV. The environment
23 variable does not control the size of the stack for an initial thread.

24 The value of this environment variable takes the form:

25 *size* | *size***B** | *size***K** | *size***M** | *size***G**

26 where:

- 27 • *size* is a positive integer that specifies the size of the stack for threads that are created by the
28 OpenMP implementation.
- 29 • **B**, **K**, **M**, and **G** are letters that specify whether the given size is in Bytes, Kilobytes (1024 Bytes),
30 Megabytes (1024 Kilobytes), or Gigabytes (1024 Megabytes), respectively. If one of these letters
31 is present, white space may occur between *size* and the letter.

1 If only *size* is specified and none of **B**, **K**, **M**, or **G** is specified, then *size* is assumed to be in Kilobytes.

2 The behavior of the program is implementation defined if **OMP_STACKSIZE** does not conform to
3 the above format, or if the implementation cannot provide a stack with the requested size.

4 Examples:

```
5 setenv OMP_STACKSIZE 2000500B  
6 setenv OMP_STACKSIZE "3000 k "  
7 setenv OMP_STACKSIZE 10M  
8 setenv OMP_STACKSIZE " 10 M "  
9 setenv OMP_STACKSIZE "20 m "  
10 setenv OMP_STACKSIZE " 1G"  
11 setenv OMP_STACKSIZE 20000
```

12 Cross References

- 13 • *stacksize-var* ICV, see Section 2.4.

14 6.7 OMP_WAIT_POLICY

15 The **OMP_WAIT_POLICY** environment variable provides a hint to an OpenMP implementation
16 about the desired behavior of waiting threads by setting the *wait-policy-var* ICV. A compliant
17 OpenMP implementation may or may not abide by the setting of the environment variable.

18 The value of this environment variable must be one of the following:

19 **active** | **passive**

20 The **active** value specifies that waiting threads should mostly be active, consuming processor
21 cycles, while waiting. An OpenMP implementation may, for example, make waiting threads spin.

22 The **passive** value specifies that waiting threads should mostly be passive, not consuming
23 processor cycles, while waiting. For example, an OpenMP implementation may make waiting
24 threads yield the processor to other threads or go to sleep.

25 The details of the **active** and **passive** behaviors are implementation defined.

26 The behavior of the program is implementation defined if the value of **OMP_WAIT_POLICY** is
27 neither **active** nor **passive**.

28 Examples:

```
29 setenv OMP_WAIT_POLICY ACTIVE  
30 setenv OMP_WAIT_POLICY active  
31 setenv OMP_WAIT_POLICY PASSIVE  
32 setenv OMP_WAIT_POLICY passive
```

33 Cross References

- 34 • *wait-policy-var* ICV, see Section 2.4.

6.8 OMP_MAX_ACTIVE_LEVELS

The `OMP_MAX_ACTIVE_LEVELS` environment variable controls the maximum number of nested active `parallel` regions by setting the initial value of the *max-active-levels-var* ICV.

The value of this environment variable must be a non-negative integer. The behavior of the program is implementation defined if the requested value of `OMP_MAX_ACTIVE_LEVELS` is greater than the maximum number of nested active parallel levels an implementation can support, or if the value is not a non-negative integer.

Cross References

- *max-active-levels-var* ICV, see Section 2.4.
- `omp_set_max_active_levels` routine, see Section 3.2.15.
- `omp_get_max_active_levels` routine, see Section 3.2.16.

6.9 OMP_NESTED (Deprecated)

The `OMP_NESTED` environment variable controls nested parallelism by setting the initial value of the *max-active-levels-var* ICV. If the environment variable is set to `true`, the initial value of *max-active-levels-var* is set to the number of active levels of parallelism supported by the implementation. If the environment variable is set to `false`, the initial value of *max-active-levels-var* is set to 1. The behavior of the program is implementation defined if the value of `OMP_NESTED` is neither `true` nor `false`.

If both the `OMP_NESTED` and `OMP_MAX_ACTIVE_LEVELS` environment variables are set, the value of `OMP_NESTED` is `false`, and the value of `OMP_MAX_ACTIVE_LEVELS` is greater than 1, then the behavior is implementation defined. Otherwise, if both environment variables are set then the `OMP_NESTED` environment variable has no effect.

The `OMP_NESTED` environment variable has been deprecated.

Example:

```
setenv OMP_NESTED false
```

Cross References

- *max-active-levels-var* ICV, see Section 2.4.
- `omp_set_nested` routine, see Section 3.2.9.
- `omp_get_team_size` routine, see Section 3.2.19.
- `OMP_MAX_ACTIVE_LEVELS` environment variable, see Section 6.8.

6.10 OMP_THREAD_LIMIT

The `OMP_THREAD_LIMIT` environment variable sets the maximum number of OpenMP threads to use in a contention group by setting the *thread-limit-var* ICV.

The value of this environment variable must be a positive integer. The behavior of the program is implementation defined if the requested value of `OMP_THREAD_LIMIT` is greater than the number of threads an implementation can support, or if the value is not a positive integer.

Cross References

- *thread-limit-var* ICV, see Section 2.4.
- `omp_get_thread_limit` routine, see Section 3.2.13.

6.11 OMP_CANCELLATION

The `OMP_CANCELLATION` environment variable sets the initial value of the *cancel-var* ICV.

The value of this environment variable must be one of the following:

`true|false`

If the environment variable is set to `true`, the effects of the `cancel` construct and of cancellation points are enabled and cancellation is activated. If the environment variable is set to `false`, cancellation is disabled and the `cancel` construct and cancellation points are effectively ignored. The behavior of the program is implementation defined if `OMP_CANCELLATION` is set to neither `true` nor `false`.

Cross References

- *cancel-var*, see Section 2.4.1.
- `cancel` construct, see Section 2.20.1.
- `cancellation point` construct, see Section 2.20.2.
- `omp_get_cancellation` routine, see Section 3.2.8.

6.12 OMP_DISPLAY_ENV

The `OMP_DISPLAY_ENV` environment variable instructs the runtime to display the information as described in the `omp_display_env` routine section (Section 3.15).

The value of the `OMP_DISPLAY_ENV` environment variable may be set to one of these values:

`true | false | verbose`

1 If the environment variable is set to **true**, the effect is as if the `omp_display_env` routine is
2 called with the *verbose* argument set to *false* at the beginning of the program. If the environment
3 variable is set to **verbose**, the effect is as if the `omp_display_env` routine is called with the
4 *verbose* argument set to *true* at the beginning of the program. If the environment variable is
5 undefined or set to **false**, the runtime does not display any information. For all values of the
6 environment variable other than **true**, **false**, and **verbose**, the displayed information is
7 unspecified.

8 Example:

```
9 | % setenv OMP_DISPLAY_ENV true
```

10 For the output of the above example, see Section 3.15.

11 Cross References

- 12 • `omp_display_env` routine, see Section 3.15.

13 6.13 OMP_DISPLAY_AFFINITY

14 The `OMP_DISPLAY_AFFINITY` environment variable instructs the runtime to display formatted
15 affinity information for all OpenMP threads in the parallel region upon entering the first parallel
16 region and when any change occurs in the information accessible by the format specifiers listed in
17 Table 6.2. If affinity of any thread in a parallel region changes then thread affinity information for
18 all threads in that region is displayed. If the thread affinity for each respective parallel region at
19 each nesting level has already been displayed and the thread affinity has not changed, then the
20 information is not displayed again. Thread affinity information for threads in the same parallel
21 region may be displayed in any order.

22 The value of the `OMP_DISPLAY_AFFINITY` environment variable may be set to one of these
23 values:

24 **true** | **false**

25 The **true** value instructs the runtime to display the OpenMP thread affinity information, and uses
26 the format setting defined in the *affinity-format-var* ICV.

27 The runtime does not display the OpenMP thread affinity information when the value of the
28 `OMP_DISPLAY_AFFINITY` environment variable is **false** or undefined. For all values of the
29 environment variable other than **true** or **false**, the display action is implementation defined.

30 Example:

```
31 | setenv OMP_DISPLAY_AFFINITY TRUE
```

32 The above example causes an OpenMP implementation to display OpenMP thread affinity
33 information during execution of the program, in a format given by the *affinity-format-var* ICV. The
34 following is a sample output:

```
1 nesting_level= 1, thread_num= 0, thread_affinity= 0,1  
2 nesting_level= 1, thread_num= 1, thread_affinity= 2,3
```

3 Cross References

- 4 • Controlling OpenMP thread affinity, see Section 2.6.2.
- 5 • `omp_set_affinity_format` routine, see Section 3.3.8.
- 6 • `omp_get_affinity_format` routine, see Section 3.3.9.
- 7 • `omp_display_affinity` routine, see Section 3.3.10.
- 8 • `omp_capture_affinity` routine, see Section 3.3.11.
- 9 • `OMP_AFFINITY_FORMAT` environment variable, see Section 6.14.

10 6.14 OMP_AFFINITY_FORMAT

11 The `OMP_AFFINITY_FORMAT` environment variable sets the initial value of the
12 *affinity-format-var* ICV which defines the format when displaying OpenMP thread affinity
13 information.

14 The value of this environment variable is case sensitive and leading and trailing whitespace is
15 significant.

16 The value of this environment variable is a character string that may contain as substrings one or
17 more field specifiers, in addition to other characters. The format of each field specifier is

```
18 %[[[0].] size ] type
```

19 where an individual field specifier must contain the percent symbol (%) and a type. The type can be
20 a single character short name or its corresponding long name delimited with curly braces, such as
21 `%n` or `%{thread_num}`. A literal percent is specified as `%%`. Field specifiers can be provided in
22 any order.

23 The `0` modifier indicates whether or not to add leading zeros to the output, following any indication
24 of sign or base. The `.` modifier indicates the output should be right justified when *size* is specified.
25 By default, output is left justified. The minimum field length is *size*, which is a decimal digit string
26 with a non-zero first digit. If no *size* is specified, the actual length needed to print the field will be
27 used. If the `0` modifier is used with *type* of `A`, `{thread_affinity}`, `H`, `{host}`, or a type that
28 is not printed as a number, the result is unspecified. Any other characters in the format string that
29 are not part of a field specifier will be included literally in the output.

TABLE 6.2: Available Field Types for Formatting OpenMP Thread Affinity Information

Short Name	Long Name	Meaning
t	team_num	The value returned by <code>omp_get_team_num()</code> .
T	num_teams	The value returned by <code>omp_get_num_teams()</code> .
L	nesting_level	The value returned by <code>omp_get_level()</code> .
n	thread_num	The value returned by <code>omp_get_thread_num()</code> .
N	num_threads	The value returned by <code>omp_get_num_threads()</code> .
a	ancestor_tnum	The value returned by <code>omp_get_ancestor_thread_num(level)</code> , where <i>level</i> is <code>omp_get_level()</code> minus 1.
H	host	The name for the host device on which the OpenMP program is running.
P	process_id	The process identifier used by the implementation.
i	native_thread_id	The native thread identifier used by the implementation.
A	thread_affinity	The list of numerical identifiers, in the format of a comma-separated list of integers or integer ranges, that represent processors on which a thread may execute, subject to OpenMP thread affinity control and/or other external affinity mechanisms.

1 Implementations may define additional field types. If an implementation does not have information
 2 for a field type, "undefined" is printed for this field when displaying the OpenMP thread affinity
 3 information.

4 Example:

```
5 setenv OMP_AFFINITY_FORMAT  
6 "Thread Affinity: %0.3L %.8n %.15{thread_affinity} %.12H"
```

7 The above example causes an OpenMP implementation to display OpenMP thread affinity
 8 information in the following form:

```
9 Thread Affinity: 001 0 0-1,16-17 nid003  
10 Thread Affinity: 001 1 2-3,18-19 nid003
```

11 Cross References

- 12 • Controlling OpenMP thread affinity, see Section 2.6.2.
- 13 • `omp_set_affinity_format` routine, see Section 3.3.8.

- `omp_get_affinity_format` routine, see Section 3.3.9.
- `omp_display_affinity` routine, see Section 3.3.10.
- `omp_capture_affinity` routine, see Section 3.3.11.
- `OMP_DISPLAY_AFFINITY` environment variable, see Section 6.13.

6.15 OMP_DEFAULT_DEVICE

The `OMP_DEFAULT_DEVICE` environment variable sets the device number to use in device constructs by setting the initial value of the *default-device-var* ICV.

The value of this environment variable must be a non-negative integer value.

Cross References

- *default-device-var* ICV, see Section 2.4.
- device directives, Section 2.14.

6.16 OMP_MAX_TASK_PRIORITY

The `OMP_MAX_TASK_PRIORITY` environment variable controls the use of task priorities by setting the initial value of the *max-task-priority-var* ICV. The value of this environment variable must be a non-negative integer.

Example:

```
% setenv OMP_MAX_TASK_PRIORITY 20
```

Cross References

- *max-task-priority-var* ICV, see Section 2.4.
- Tasking Constructs, see Section 2.12.
- `omp_get_max_task_priority` routine, see Section 3.5.1.

6.17 OMP_TARGET_OFFLOAD

The `OMP_TARGET_OFFLOAD` environment variable sets the initial value of the *target-offload-var* ICV. The value of the `OMP_TARGET_OFFLOAD` environment variable must be one of the following:

`mandatory` | `disabled` | `default`

1 The **mandatory** value specifies that program execution is terminated if a device construct or
2 device memory routine is encountered and the device is not available or is not supported by the
3 implementation. Support for the **disabled** value is implementation defined. If an
4 implementation supports it, the behavior is as if the only device is the host device.

5 The **default** value specifies the default behavior as described in Section 1.3.

6 Example:

```
7 | % setenv OMP_TARGET_OFFLOAD mandatory
```

8 **Cross References**

- 9 • *target-offload-var* ICV, see Section 2.4.
- 10 • Device Directives, see Section 2.14.
- 11 • Device Memory Routines, see Section 3.8.

12 **6.18 OMP_TOOL**

13 The **OMP_TOOL** environment variable sets the *tool-var* ICV, which controls whether an OpenMP
14 runtime will try to register a first party tool.

15 The value of this environment variable must be one of the following:

16 **enabled** | **disabled**

17 If **OMP_TOOL** is set to any value other than **enabled** or **disabled**, the behavior is unspecified.
18 If **OMP_TOOL** is not defined, the default value for *tool-var* is **enabled**.

19 Example:

```
20 | % setenv OMP_TOOL enabled
```

21 **Cross References**

- 22 • *tool-var* ICV, see Section 2.4.
- 23 • OMPT Interface, see Chapter 4.

24 **6.19 OMP_TOOL_LIBRARIES**

25 The **OMP_TOOL_LIBRARIES** environment variable sets the *tool-libraries-var* ICV to a list of tool
26 libraries that are considered for use on a device on which an OpenMP implementation is being
27 initialized. The value of this environment variable must be a list of names of dynamically-loadable
28 libraries, separated by an implementation specific, platform typical separator. Whether the value of
29 this environment variable is case sensitive is implementation defined.

1 If the *tool-var* ICV is not enabled, the value of *tool-libraries-var* is ignored. Otherwise, if
2 **ompt_start_tool** is not visible in the address space on a device where OpenMP is being
3 initialized or if **ompt_start_tool** returns **NULL**, an OpenMP implementation will consider
4 libraries in the *tool-libraries-var* list in a left to right order. The OpenMP implementation will
5 search the list for a library that meets two criteria: it can be dynamically loaded on the current
6 device and it defines the symbol **ompt_start_tool**. If an OpenMP implementation finds a
7 suitable library, no further libraries in the list will be considered.

8 Example:

```
9 % setenv OMP_TOOL_LIBRARIES libtoolXY64.so:/usr/local/lib/  
10 libtoolXY32.so
```

11 Cross References

- 12 • *tool-libraries-var* ICV, see Section 2.4.
- 13 • OMPT Interface, see Chapter 4.
- 14 • **ompt_start_tool** routine, see Section 4.2.1.

15 6.20 OMP_TOOL_VERBOSE_INIT

16 The **OMP_TOOL_VERBOSE_INIT** environment variable sets the *tool-verbose-init-var* ICV, which
17 controls whether an OpenMP implementation will verbosely log the registration of a tool.

18 The value of this environment variable must be one of the following:

19 **disabled** | **stdout** | **stderr** | **<filename>**

20 If **OMP_TOOL_VERBOSE_INIT** is set to any value other than case insensitive **disabled**,
21 **stdout** or **stderr**, the value is interpreted as a filename and the OpenMP runtime will try to log
22 to a file with prefix *filename*. If the value is interpreted as a filename, whether it is case sensitive is
23 implementation defined. If opening the logfile fails, the output will be redirected to **stderr**. If
24 **OMP_TOOL_VERBOSE_INIT** is not defined, the default value for *tool-verbose-init-var* is
25 **disabled**. Support for logging to **stdout** or **stderr** is implementation defined. Unless
26 *tool-verbose-init-var* is **disabled**, the OpenMP runtime will log the steps of the tool activation
27 process defined in Section 4.2.2 to a file with a name that is constructed using the provided
28 filename prefix. The format and detail of the log is implementation defined. At a minimum, the log
29 will contain the following:

- 30 • either that *tool-var* is disabled, or
- 31 • an indication that a tool was available in the address space at program launch, or
- 32 • the path name of each tool in **OMP_TOOL_LIBRARIES** that is considered for dynamic loading,
33 whether dynamic loading was successful, and whether the **ompt_start_tool** function is
34 found in the loaded library.

1 In addition, if an `ompt_start_tool` function is called the log will indicate whether or not the
2 tool will use the OMPT interface.

3 Example:

```
4 % setenv OMP_TOOL_VERBOSE_INIT disabled  
5 % setenv OMP_TOOL_VERBOSE_INIT STDERR  
6 % setenv OMP_TOOL_VERBOSE_INIT ompt_load.log
```

7 Cross References

- 8 • `tool-verbose-init-var` ICV, see Section 2.4.
- 9 • OMPT Interface, see Chapter 4.

10 6.21 OMP_DEBUG

11 The `OMP_DEBUG` environment variable sets the *debug-var* ICV, which controls whether an
12 OpenMP runtime collects information that an OMPD library may need to support a tool.

13 The value of this environment variable must be one of the following:

14 **enabled** | **disabled**

15 If `OMP_DEBUG` is set to any value other than **enabled** or **disabled** then the behavior is
16 implementation defined.

17 Example:

```
18 % setenv OMP_DEBUG enabled
```

19 Cross References

- 20 • `debug-var` ICV, see Section 2.4.
- 21 • OMPD Interface, see Chapter 5.
- 22 • Enabling the Runtime for OMPD, see Section 5.2.1.

23 6.22 OMP_ALLOCATOR

24 The `OMP_ALLOCATOR` environment variable sets the initial value of the *def-allocator-var* ICV
25 that specifies the default allocator for allocation calls, directives and clauses that do not specify an
26 allocator.

27 The following grammar describes the values accepted for the `OMP_ALLOCATOR` environment
28 variable.

⟨allocator⟩	⊨	⟨predef-allocator⟩		⟨predef-mem-space⟩		⟨predef-mem-space⟩:⟨traits⟩
⟨traits⟩	⊨	⟨trait⟩=⟨value⟩		⟨trait⟩=⟨value⟩,⟨traits⟩		
⟨predef-allocator⟩	⊨	one of the predefined allocators from Table 2.10				
⟨predef-mem-space⟩	⊨	one of the predefined memory spaces from Table 2.8				
⟨trait⟩	⊨	one of the allocator trait names from Table 2.9				
⟨value⟩	⊨	one of the allowed values from Table 2.9 non-negative integer ⟨predef-allocator⟩				

1 *value* can be an integer only if the *trait* accepts a numerical value, for the **fb_data** *trait* the *value*
2 can only be *predef-allocator*. If the value of this environment variable is not a predefined allocator,
3 then a new allocator with the given predefined memory space and optional traits is created and set
4 as the *def-allocator-var* ICV. If the new allocator cannot be created, the *def-allocator-var* ICV will
5 be set to **omp_default_mem_alloc**.

6 Example:

```
7 setenv OMP_ALLOCATOR omp_high_bw_mem_alloc
8 setenv OMP_ALLOCATOR omp_large_cap_mem_space:alignment=16,\
9 pinned=true
10 setenv OMP_ALLOCATOR omp_high_bw_mem_space:pool_size=1048576,\
11 fallback=allocator_fb,fb_data=omp_low_lat_mem_alloc
```

12 Cross References

- 13 • *def-allocator-var* ICV, see Section 2.4.
- 14 • Memory allocators, see Section 2.13.2.
- 15 • **omp_set_default_allocator** routine, see Section 3.13.4.
- 16 • **omp_get_default_allocator** routine, see Section 3.13.5.
- 17 • **omp_alloc** and **omp_aligned_alloc** routines, see Section 3.13.6
- 18 • **omp_calloc** and **omp_aligned_calloc** routines, see Section 3.13.8

19 6.23 OMP_NUM_TEAMS

20 The **OMP_NUM_TEAMS** environment variable sets the maximum number of teams created by a
21 **teams** construct by setting the *nteams-var* ICV.

1 The value of this environment variable must be a positive integer. The behavior of the program is
2 implementation defined if the requested value of **OMP_NUM_TEAMS** is greater than the number of
3 teams that an implementation can support, or if the value is not a positive integer.

4 **Cross References**

- 5 • *nteams-var* ICV, see Section 2.4.
- 6 • **omp_get_max_teams** routine, see Section 3.4.4.

7 **6.24 OMP_TEAMS_THREAD_LIMIT**

8 The **OMP_TEAMS_THREAD_LIMIT** environment variable sets the maximum number of OpenMP
9 threads to use in each contention group created by a **teams** construct by setting the
10 *teams-thread-limit-var* ICV.

11 The value of this environment variable must be a positive integer. The behavior of the program is
12 implementation defined if the requested value of **OMP_TEAMS_THREAD_LIMIT** is greater than
13 the number of threads that an implementation can support, or if the value is not a positive integer.

14 **Cross References**

- 15 • *teams-thread-limit-var* ICV, see Section 2.4.
- 16 • **omp_get_teams_thread_limit** routine, see Section 3.4.6.

This page intentionally left blank

A OpenMP Implementation-Defined Behaviors

This appendix summarizes the behaviors that are described as implementation defined in this API. Each behavior is cross-referenced back to its description in the main specification. An implementation is required to define and to document its behavior in these cases.

Chapter 1:

- **Processor:** A hardware unit that is implementation defined (see Section 1.2.1).
- **Device:** An implementation defined logical execution engine (see Section 1.2.1).
- **Device pointer:** an implementation defined handle that refers to a device address (see Section 1.2.6).
- **Supported active levels of parallelism:** The maximum number of active parallel regions that may enclose any region of code in the program is implementation defined (see Section 1.2.7).
- **Memory model:** The minimum size at which a memory update may also read and write back adjacent variables that are part of another variable (as array or structure elements) is implementation defined but is no larger than required by the base language. The manner in which a program can obtain the referenced device address from a device pointer, outside the mechanisms specified by OpenMP, is implementation defined (see Section 1.4.1).

Chapter 2:

- **OpenMP context:** Whether the **dispatch** construct is added to the *construct* set, the accepted *isa-name* values for the *isa* trait, the accepted *arch-name* values for the *arch* trait, and the accepted *extension-name* values for the *extension* trait are implementation defined (see Section 2.3.1).
- **Metadirectives:** The number of times that each expression of the context selector of a **when** clause is evaluated is implementation defined (see Section 2.3.4).
- **Declare variant directive:** If two replacement candidates have the same score, their order is implementation defined. The number of times each expression of the context selector of a **match** clause is evaluated is implementation defined. For calls to **constexpr** base functions that are evaluated in constant expressions, whether any variant replacement occurs is implementation defined. Any differences that the specific OpenMP context requires in the prototype of the variant from the base function prototype are implementation defined (see Section 2.3.5).

- 1 • **Internal control variables:** The initial values of *dyn-var*, *nthreads-var*, *run-sched-var*,
2 *def-sched-var*, *bind-var*, *stacksize-var*, *wait-policy-var*, *thread-limit-var*, *max-active-levels-var*,
3 *place-partition-var*, *affinity-format-var*, *default-device-var*, *num-procs-var* and *def-allocator-var*
4 are implementation defined (see Section 2.4.2).
- 5 • **requires directive:** Support for any feature specified by a requirement clause on a
6 **requires** directive is implementation defined (see Section 2.5.1).
- 7 • **Dynamic adjustment of threads:** Providing the ability to adjust the number of threads
8 dynamically is implementation defined (see Section 2.6.1).
- 9 • **Thread affinity:** For the **close** thread affinity policy, if $T > P$ and P does not divide T evenly,
10 the exact number of threads in a particular place is implementation defined. For the **spread**
11 thread affinity, if $T > P$ and P does not divide T evenly, the exact number of threads in a
12 particular subpartition is implementation defined. The determination of whether the affinity
13 request can be fulfilled is implementation defined. If not, the mapping of threads in the team to
14 places is implementation defined (see Section 2.6.2).
- 15 • **teams construct:** The number of teams that are created is implementation defined, it is greater
16 than or equal to the lower bound and less than or equal to the upper bound values of the
17 **num_teams** clause if specified or it is less than or equal to the value of the *nteams-var* ICV if
18 its value is greater than zero. Otherwise it is greater than or equal to 1. The maximum number of
19 threads that participate in the contention group that each team initiates is implementation defined
20 if no **thread_limit** clause is specified on the construct. The assignment of the initial threads
21 to places and the values of the *place-partition-var* and *default-device-var* ICVs for each initial
22 thread are implementation defined (see Section 2.7).
- 23 • **sections construct:** The method of scheduling the structured blocks among threads in the
24 team is implementation defined (see Section 2.10.1).
- 25 • **single construct:** The method of choosing a thread to execute the structured block each time
26 the team encounters the construct is implementation defined (see Section 2.10.2).
- 27 • **Canonical loop nest form:** The particular integer type used to compute the iteration count for
28 the collapsed loop is implementation defined (see Section 2.11.1).
- 29 • **Worksharing-loop directive:** The effect of the **schedule(runtime)** clause when the
30 *run-sched-var* ICV is set to **auto** is implementation defined. The value of *simd_width* for the
31 **simd** schedule modifier is implementation defined (see Section 2.11.4).
- 32 • **simd construct:** The number of iterations that are executed concurrently at any given time is
33 implementation defined. If the *alignment* parameter is not specified in the **aligned** clause, the
34 default alignments for the SIMD instructions are implementation defined (see Section 2.11.5.1).
- 35 • **declare simd directive:** If the parameter of the **simdlen** clause is not a constant positive
36 integer expression, the number of concurrent arguments for the function is implementation
37 defined. If the *alignment* parameter of the **aligned** clause is not specified, the default
38 alignments for SIMD instructions are implementation defined (see Section 2.11.5.3).

- 1 • **distribute construct**: If no `dist_schedule` clause is specified then the schedule for the
 - 2 **distribute** construct is implementation defined (see Section 2.11.6.1).
 - 3 • **unroll construct**: If the `partial` clause is specified without an argument, the unroll factor is
 - 4 a positive integer that is implementation defined. If neither the `partial` nor the `full` clause is
 - 5 specified, if and how the loop is unrolled is implementation defined (see Section 2.11.9.2).
 - 6 • **taskloop construct**: The number of loop iterations assigned to a task created from a
 - 7 **taskloop** construct is implementation defined, unless the `grainsize` or `num_tasks`
 - 8 clause is specified (see Section 2.12.2).
- ▼ C++ ▼
- 9 • **taskloop construct**: For `firstprivate` variables of class type, the number of invocations
 - 10 of copy constructors to perform the initialization is implementation defined (see Section 2.12.2).
- ▲ C++ ▲
- 11 • **Memory spaces**: The actual storage resources that each memory space defined in Table 2.8
 - 12 represents are implementation defined (see Section 2.13.1).
 - 13 • **Memory allocators**: The minimum partitioning size for partitioning of allocated memory over
 - 14 the storage resources is implementation defined. The default value for the `pool_size` allocator
 - 15 trait (see Table 2.9) is implementation defined. The associated memory space for each of the
 - 16 predefined `omp_cgroup_mem_alloc`, `omp_pteam_mem_alloc` and
 - 17 **`omp_thread_mem_alloc`** allocators (see Table 2.10) is implementation defined (see
 - 18 Section 2.13.2).
 - 19 • **target construct**: The maximum number of threads that participate in the contention group
 - 20 that each team initiates is implementation defined if no `thread_limit` clause is specified on
 - 21 the construct (see Section 2.14.5).
 - 22 • **is_device_ptr clause**: Support for pointers created outside of the OpenMP device data
 - 23 management routines is implementation defined (see Section 2.14.5).
 - 24 • **interop directive**: The *foreign-runtime-id* that is used if the implementation does not support
 - 25 any of the items in *preference-list* is implementation defined (see Section 2.15.1).
 - 26 • **interop Construct**: The *foreign-runtime-id* values for the `prefer_type` clause that the
 - 27 implementation supports, including non-standard names compatible with this clause, and the
 - 28 default choice when the implementation supports multiple values are implementation defined
 - 29 (see Section 2.15.1).
 - 30 • The concrete types of the values of interop properties for implementation defined
 - 31 *foreign-runtime-ids* are implementation defined (see Section 2.15.1).
 - 32 • **atomic construct**: A compliant implementation may enforce exclusive access between
 - 33 **atomic** regions that update different storage locations. The circumstances under which this
 - 34 occurs are implementation defined. If the storage location designated by *x* is not size-aligned
 - 35 (that is, if the byte alignment of *x* is not a multiple of the size of *x*), then the behavior of the
 - 36 atomic region is implementation defined (see Section 2.19.7).

Fortran

- **Data-sharing attributes:** The data-sharing attributes of dummy arguments without the **VALUE** attribute are implementation defined if the associated actual argument is shared, except for the conditions specified (see Section 2.21.1.2).
- **threadprivate directive:** If the conditions for values of data in the threadprivate objects of threads (other than an initial thread) to persist between two consecutive active parallel regions do not all hold, the allocation status of an allocatable variable in the second region is implementation defined (see Section 2.21.2).

Fortran

Chapter 3:

C / C++

- **Runtime library definitions:** The enum types for `omp_allocator_handle_t`, `omp_event_handle_t`, `omp_interop_type_t` and `omp_memspace_handle_t` are implementation defined. The integral or pointer type for `omp_interop_t` is implementation defined (see Section 3.1).

C / C++

Fortran

- **Runtime library definitions:** Whether the include file `omp_lib.h` or the module `omp_lib` (or both) is provided is implementation defined. Whether the `omp_lib.h` file provides derived-type definitions or those routines that require an explicit interface is implementation defined. Whether any of the OpenMP runtime library routines that take an argument are extended with a generic interface so arguments of different **KIND** type can be accommodated is implementation defined (see Section 3.1).

Fortran

- **omp_set_num_threads routine:** If the argument is not a positive integer the behavior is implementation defined (see Section 3.2.1).
- **omp_set_schedule routine:** For implementation-specific schedule kinds, the values and associated meanings of the second argument are implementation defined (see Section 3.2.11).
- **omp_get_schedule routine:** The value returned by the second argument is implementation defined for any schedule kinds other than **static**, **dynamic** and **guided** (see Section 3.2.12).
- **omp_get_supported_active_levels routine:** The number of active levels of parallelism supported by the implementation is implementation defined, but must be greater than 0 (see Section 3.2.14).
- **omp_set_max_active_levels routine:** If the argument is not a non-negative integer then the behavior is implementation defined (see Section 3.2.15).

- 1 • **omp_get_place_proc_ids routine:** The meaning of the non-negative numerical identifiers
2 returned by the **omp_get_place_proc_ids** routine is implementation defined. The order of
3 the numerical identifiers returned in the array *ids* is implementation defined (see Section 3.3.4).
- 4 • **omp_set_affinity_format routine:** When called from within any **parallel** or
5 **teams** region, the binding thread set (and binding region, if required) for the
6 **omp_set_affinity_format** region and the effect of this routine are implementation
7 defined (see Section 3.3.8).
- 8 • **omp_get_affinity_format routine:** When called from within any **parallel** or
9 **teams** region, the binding thread set (and binding region, if required) for the
10 **omp_get_affinity_format** region is implementation defined (see Section 3.3.9).
- 11 • **omp_display_affinity routine:** If the *format* argument does not conform to the specified
12 format then the result is implementation defined (see Section 3.3.10).
- 13 • **omp_capture_affinity routine:** If the *format* argument does not conform to the specified
14 format then the result is implementation defined (see Section 3.3.11).
- 15 • **omp_set_num_teams routine:** If the argument is not evaluated to a positive integer the
16 behavior of this routine is implementation defined (see Section 3.4.3).
- 17 • **omp_set_teams_thread_limit routine:** If the argument is not a positive integer the
18 behavior is implementation defined (see Section 3.4.5).
- 19 • **omp_target_memcpy_rect routine:** The maximum number of dimensions supported is
20 implementation defined, but must be at least three (see Section 3.8.6).
- 21 • **Lock routines:** If a lock contains a synchronization hint, the effect of the hint is implementation
22 defined (see Section 3.9 and Section 3.9.2).

23 **Chapter 4:**

- 24 • **ompt_callback_sync_region_wait, ompt_callback_mutex_released,**
25 **ompt_callback_dependences, ompt_callback_task_dependence,**
26 **ompt_callback_work, ompt_callback_master** (deprecated),
27 **ompt_callback_masked, ompt_callback_target_map,**
28 **ompt_callback_target_map_emi, ompt_callback_sync_region,**
29 **ompt_callback_reduction, ompt_callback_lock_init,**
30 **ompt_callback_lock_destroy, ompt_callback_mutex_acquire,**
31 **ompt_callback_mutex_acquired, ompt_callback_nest_lock,**
32 **ompt_callback_flush, ompt_callback_cancel** and
33 **ompt_callback_dispatch tool callbacks:** If a tool attempts to register a callback with the
34 string name using the runtime entry point **ompt_set_callback** (see Table 4.3), whether the
35 registered callback may never, sometimes or always invoke this callback for the associated events
36 is implementation defined (see Section 4.2.4).

- 1 • **Device tracing:** Whether a target device supports tracing or not is implementation defined; if a
2 target device does not support tracing, a **NULL** may be supplied for the *lookup* function to the
3 device initializer of a tool (see Section 4.2.5).
- 4 • **ompt_set_trace_ompt** and **ompt_buffer_get_record_ompt runtime entry**
5 **points:** Whether a device-specific tracing interface will define this runtime entry point,
6 indicating that it can collect traces in OMPT format is implementation defined. The kinds of
7 trace records available for a device is implementation defined (see Section 4.2.5).
- 8 • **Native record abstract type:** The meaning of a *hwid* value for a device is implementation
9 defined (see Section 4.4.3.3).
- 10 • **ompt_record_abstract_t type:** The set of OMPT thread states supported is
11 implementation defined (see Section 4.4.4.27).
- 12 • **ompt_callback_target_data_op_t callback type:** Whether in some operations
13 *src_addr* or *dest_addr* might point to an intermediate buffer is implementation defined (see
14 Section 4.5.2.25).
- 15 • **ompt_set_callback_t entry point type:** The subset of the associated event in which the
16 callback is invoked is implementation defined (see Section 4.6.1.3).
- 17 • **ompt_get_place_proc_ids_t entry point type:** The meaning of the numerical
18 identifiers returned is implementation defined. The order of *ids* returned in the array is
19 implementation defined (see Section 4.6.1.8).
- 20 • **ompt_get_partition_place_nums_t entry point type:** The order of the identifiers
21 returned in the array *place_nums* is implementation defined (see Section 4.6.1.10).
- 22 • **ompt_get_proc_id_t entry point type:** The meaning of the numerical identifier returned
23 is implementation defined (see Section 4.6.1.11).

24 Chapter 5:

- 25 • **ompd_callback_print_string_fn_t callback function:** The value of *category* is
26 implementation defined (see Section 5.4.5).
- 27 • **ompd_parallel_handle_compare operation:** The means by which parallel region
28 handles are ordered is implementation defined (see Section 5.5.6.5).
- 29 • **ompd_task_handle_compare operation:** The means by which task handles are ordered is
30 implementation defined (see Section 5.5.7.6).

31 Chapter 6:

- 32 • **OMP_SCHEDULE environment variable:** If the value does not conform to the specified format
33 then the behavior of the program is implementation defined (see Section 6.1).
- 34 • **OMP_NUM_THREADS environment variable:** If any value of the list specified leads to a number
35 of threads that is greater than the implementation can support, or if any value is not a positive
36 integer, then the behavior of the program is implementation defined (see Section 6.2).

- 1 ● **OMP_DYNAMIC environment variable:** If the value is neither **true** nor **false** the behavior of
2 the program is implementation defined (see Section 6.3).
- 3 ● **OMP_PROC_BIND environment variable:** If the value is not **true**, **false**, or a comma
4 separated list of **primary** (**master** has been deprecated), **close**, or **spread**, the behavior is
5 implementation defined. The behavior is also implementation defined if an initial thread cannot
6 be bound to the first place in the OpenMP place list. The thread affinity policy is implementation
7 defined if the value is **true** (see Section 6.4).
- 8 ● **OMP_PLACES environment variable:** The meaning of the numbers specified in the
9 environment variable and how the numbering is done are implementation defined. The precise
10 definitions of the abstract names are implementation defined. An implementation may add
11 implementation-defined abstract names as appropriate for the target platform. When creating a
12 place list of n elements by appending the number n to an abstract name, the determination of
13 which resources to include in the place list is implementation defined. When requesting more
14 resources than available, the length of the place list is also implementation defined. The behavior
15 of the program is implementation defined when the execution environment cannot map a
16 numerical value (either explicitly defined or implicitly derived from an interval) within the
17 **OMP_PLACES** list to a processor on the target platform, or if it maps to an unavailable processor.
18 The behavior is also implementation defined when the **OMP_PLACES** environment variable is
19 defined using an abstract name (see Section 6.5).
- 20 ● **OMP_STACKSIZE environment variable:** If the value does not conform to the specified format
21 or the implementation cannot provide a stack of the specified size then the behavior is
22 implementation defined (see Section 6.6).
- 23 ● **OMP_WAIT_POLICY environment variable:** The details of the **active** and **passive**
24 behaviors are implementation defined (see Section 6.7).
- 25 ● **OMP_MAX_ACTIVE_LEVELS environment variable:** If the value is not a non-negative integer
26 or is greater than the maximum number of nested active parallel levels that an implementation
27 can support then the behavior of the program is implementation defined (see Section 6.8).
- 28 ● **OMP_NESTED environment variable (deprecated):** If the value is neither **true** nor **false**
29 the behavior of the program is implementation defined (see Section 6.9).
- 30 ● **Conflicting OMP_NESTED (deprecated) and OMP_MAX_ACTIVE_LEVELS environment**
31 **variables:** If both environment variables are set, the value of **OMP_NESTED** is **false**, and the
32 value of **OMP_MAX_ACTIVE_LEVELS** is greater than 1, the behavior is implementation
33 defined (see Section 6.9).
- 34 ● **OMP_THREAD_LIMIT environment variable:** If the requested value is greater than the number
35 of threads an implementation can support, or if the value is not a positive integer, the behavior of
36 the program is implementation defined (see Section 6.10).
- 37 ● **OMP_DISPLAY_AFFINITY environment variable:** For all values of the environment
38 variables other than **true** or **false**, the display action is implementation defined (see
39 Section 6.13).

- 1 ● **OMP_AFFINITY_FORMAT environment variable:** If the value does not conform to the
2 specified format then the result is implementation defined (see Section 6.14).
- 3 ● **OMP_TARGET_OFFLOAD environment variable:** The support of **disabled** is
4 implementation defined (see Section 6.17).
- 5 ● **OMP_TOOL_LIBRARIES environment variable:** Whether the value of the environment
6 variable is case sensitive or insensitive is implementation defined (see Section 6.19).
- 7 ● **OMP_TOOL_VERBOSE_INIT environment variable:** Support for logging to **stdout** or
8 **stderr** is implementation defined. Whether the value of the environment variable is case
9 sensitive when it is treated as a filename is implementation defined. The format and detail of the
10 log is implementation defined (see Section 6.20).
- 11 ● **OMP_DEBUG environment variable:** If the value is neither **disabled** nor **enabled** the
12 behavior is implementation defined (see Section 6.21).
- 13 ● **OMP_NUM_TEAMS environment variable:** If the value is not a positive integer or is greater than
14 the number of teams that an implementation can support, the behavior of the program is
15 implementation defined (see Section 6.23).
- 16 ● **OMP_TEAMS_THREAD_LIMIT environment variable:** If the value is not a positive integer or
17 is greater than the number of threads that an implementation can support, the behavior of the
18 program is implementation defined (see Section 6.24).

B Features History

This appendix summarizes the major changes between OpenMP API versions since version 2.5.

B.1 Deprecated Features

The following features have been deprecated in Version 5.1.

- Cray pointer support was deprecated.
- The use of clauses supplied to the **requires** directive as context traits was deprecated.
- The **master** affinity policy was deprecated.
- The **master** construct and all combined and composite constructs of which it is a constituent construct were deprecated.
- The constant **omp_atv_sequential** was deprecated.
- In Fortran, specifying list items that are not of type **C_PTR** in a **use_device_ptr** or **is_device_ptr** clause was deprecated.
- The **ompt_sync_region_barrier** and **ompt_sync_region_barrier_implicit** values of the **ompt_sync_region_t** enum were deprecated.
- The **ompt_state_wait_barrier** and **ompt_state_wait_barrier_implicit** values of the **ompt_state_t** enum were deprecated.

The following features have been deprecated in Version 5.0.

- The *nest-var* ICV, the **OMP_NESTED** environment variable, and the **omp_set_nested** and **omp_get_nested** routines were deprecated.
- Lock hints were renamed to synchronization hints. The following lock hint type and constants were deprecated:
 - the C/C++ type **omp_lock_hint_t** and the Fortran kind **omp_lock_hint_kind**;
 - the constants **omp_lock_hint_none**, **omp_lock_hint_uncontended**, **omp_lock_hint_contended**, **omp_lock_hint_nonspeculative**, and **omp_lock_hint_speculative**.

B.2 Version 5.0 to 5.1 Differences

- Full support of C11, C++11, C++14, C++17, C++20 and Fortran 2008 was completed (see Section 1.7).
- Various changes throughout the specification were made to provide initial support of Fortran 2018 (see Section 1.7).
- The OpenMP directive syntax was extended to include C++ attribute specifiers (see Section 2.1).
- The **omp_all_memory** reserved locator was added (see Section 2.1), and the **depend** clause was extended to allow its use (see Section 2.19.11).
- The *target_device* trait set was added to the OpenMP Context (see Section 2.3.1), and the **target_device** selector set was added to context selectors (see Section 2.3.2).
- For C/C++, the declare variant directive was extended to support elision of preprocessed code and to allow enclosed function definitions to be interpreted as variant functions (see Section 2.3.5).
- The **declare variant** directive was extended with new clauses (**adjust_args** and **append_args**) that support adjustment of the interface between the original function and its variants (see Section 2.3.5).
- The **dispatch** construct was added to allow users to control when variant substitution happens and to define additional information that can be passed as arguments to the function variants (see Section 2.3.6).
- To support device-specific ICV settings the environment variable syntax was extended to support device-specific variables (see Section 2.4.2 and Section 6).
- The assume directive was added to allow users to specify invariants (see Section 2.5.2).
- To support clarity in metadirectives, the **nothing** directive was added (see Section 2.5.3).
- To allow users to control the compilation process and runtime error actions, the **error** directive was added (see Section 2.5.4).
- The **masked** construct was added to support restricting execution to a specific thread (see Section 2.8).
- The **scope** directive was added to support reductions without requiring a **parallel** or worksharing region (see Section 2.9).
- Loop transformation constructs were added (see Section 2.11.9).
- The **grainsize** and **num_tasks** clauses for the **taskloop** construct were extended with a **strict** modifier to ensure a deterministic distribution of logical iterations to tasks (see Section 2.12.2).

- 1 • Support for the **align** clause on the **allocate** directive and **allocator** and **align**
2 modifiers on the **allocate** clause was added (see Section 2.13).
- 3 • The **thread_limit** clause was added to the **target** construct to control the upper bound on
4 the number of threads in the created contention group (see Section 2.14.5).
- 5 • The **has_device_addr** clause was added to the **target** construct to allow access to
6 variables or array sections that already have a device address (see Section 2.14.5).
- 7 • Support was added so that iterators may be defined and used in a motion clause on a
8 **target update** directive (see Section 2.14.6) or in a **map** clause (see Section 2.21.7.1).
- 9 • Support was added for indirect calls to the device version of a procedure or function in **target**
10 regions. (see Section 2.14.7).
- 11 • The **interop** directive was added to enable portable interoperability with foreign execution
12 contexts used to implement OpenMP (see Section 2.15.1). Runtime routines that facilitate use of
13 **omp_interop_t** objects were also added (see Section 3.12).
- 14 • The **nowait** clause was added to the **taskwait** directive to support insertion of non-blocking
15 join operations in a task dependence graph (see Section 2.19.5).
- 16 • Support was added for compare-and-swap and (for C and C++) minimum and maximum atomic
17 operations through the **compare** clause. Support was also added for the specification of the
18 memory order to apply to a failed comparing atomic operation with the **fail** clause (see
19 Section 2.19.7).
- 20 • Specification of the **seq_cst** clause on a **flush** construct was allowed, with the same
21 meaning as a **flush** construct without a list and without a clause (see Section 2.19.8).
- 22 • To support inout sets, the **inoutset** argument was added to the **depend** clause (see
23 Section 2.19.11).
- 24 • Support for **private** and **firstprivate** as an argument to the **default** clause in C and
25 C++ was added (see Section 2.21.4.1).
- 26 • The **present** argument was added to the **defaultmap** clause (see Section 2.21.7.3).
- 27 • The **omp_set_num_teams** and **omp_set_teams_thread_limit** runtime routines were
28 added to control the number of teams and the size of those teams on the **teams** construct (see
29 Section 3.4.3 and Section 3.4.5). Additionally, the **omp_get_max_teams** and
30 **omp_get_teams_thread_limit** runtime routines were added to retrieve the values that
31 will be used in the next **teams** construct (see Section 3.4.4 and Section 3.4.6).
- 32 • The **omp_target_is_accessible** runtime routine was added to test whether host memory
33 is accessible from a given device (see Section 3.8.4).
- 34 • To support asynchronous device memory management, **omp_target_memcpy_async** and
35 **omp_target_memcpy_rect_async** runtime routines were added (see Section 3.8.7 and
36 Section 3.8.8).

- 1 • The `omp_get_mapped_ptr` runtime routine was added to support obtaining the device
2 pointer that is associated with a host pointer for a given device (see Section 3.8.11).
- 3 • The `omp_calloc`, `omp_realloc`, `omp_aligned_alloc` and `omp_aligned_calloc`
4 API routines were added (see Section 3.13).
- 5 • For the `omp_alloctrail_key_t` enum, the `omp_atv_serialized` value was added and
6 the `omp_atv_default` value was changed (see Section 3.13.1).
- 7 • The `omp_display_env` runtime routine was added to provide information about ICVs and
8 settings of environment variables (see Section 3.15).
- 9 • The `ompt_scope_beginend` value was added to the `ompt_scope_endpoint_t` enum
10 to indicate the coincident beginning and end of a scope (see Section 4.4.4.11).
- 11 • The `ompt_sync_region_barrier_implicit_workshare`,
12 `ompt_sync_region_barrier_implicit_parallel` and
13 `ompt_sync_region_barrier_teams` values were added to the
14 `ompt_sync_region_t` enum (see Section 4.4.4.13).
- 15 • Values for asynchronous data transfers were added to the `ompt_target_data_op_t` enum
16 (see Section 4.4.4.14).
- 17 • The `ompt_state_wait_barrier_implementation` and
18 `ompt_state_wait_barrier_teams` values were added to the `ompt_state_t` enum
19 (see Section 4.4.4.27).
- 20 • The `ompt_callback_target_data_op_emi_t`, `ompt_callback_target_emi_t`,
21 `ompt_callback_target_map_emi_t` and
22 `ompt_callback_target_submit_emi_t` callbacks were added to support external
23 monitoring interfaces (see Section 4.5.2.25, Section 4.5.2.26, Section 4.5.2.27 and
24 Section 4.5.2.28).
- 25 • The `ompt_callback_error_t` type was added (see Section 4.5.2.30).
- 26 • The `OMP_PLACES` syntax was extended (see Section 6.5).
- 27 • The `OMP_NUM_TEAMS` and `OMP_TEAMS_THREAD_LIMIT` environment variables were added
28 to control the number and size of teams on the `teams` construct (see Section 6.23 and
29 Section 6.24).

30 B.3 Version 4.5 to 5.0 Differences

- 31 • The memory model was extended to distinguish different types of flush operations according to
32 specified flush properties (see Section 1.4.4) and to define a happens before order based on
33 synchronizing flush operations (see Section 1.4.5).

- 1 • Various changes throughout the specification were made to provide initial support of C11,
2 C++11, C++14, C++17 and Fortran 2008 (see Section 1.7).
- 3 • Full support of Fortran 2003 was completed (see Section 1.7).
- 4 • Support for array shaping (see Section 2.1.4) and for array sections with non-unit strides in C and
5 C++ (see Section 2.1.5) was added to facilitate specification of discontinuous storage and the
6 **target update** construct (see Section 2.14.6) and the **depend** clause (see Section 2.19.11)
7 were extended to allow the use of shape-operators (see Section 2.1.4).
- 8 • Iterators (see Section 2.1.6) were added to support expressions in a list that expand to multiple
9 expressions.
- 10 • The **metadirective** directive (see Section 2.3.4) and declare variant directive (see
11 Section 2.3.5) were added to support selection of directive variants and declared function
12 variants at a call site, respectively, based on compile-time traits of the enclosing context.
- 13 • The *target-offload-var* internal control variable (see Section 2.4) and the
14 **OMP_TARGET_OFFLOAD** environment variable (see Section 6.17) were added to support
15 runtime control of the execution of device constructs.
- 16 • Control over whether nested parallelism is enabled or disabled was integrated into the
17 *max-active-levels-var* internal control variable (see Section 2.4.2), the default value of which is
18 now implementation defined, unless determined according to the values of the
19 **OMP_NUM_THREADS** (see Section 6.2) or **OMP_PROC_BIND** (see Section 6.4) environment
20 variables.
- 21 • The **requires** directive (see Section 2.5.1) was added to support applications that require
22 implementation-specific features.
- 23 • The **teams** construct (see Section 2.7) was extended to support execution on the host device
24 without an enclosing **target** construct (see Section 2.14.5).
- 25 • The canonical loop form was defined for Fortran and, for all base languages, extended to permit
26 non-rectangular loop nests (see Section 2.11.1).
- 27 • The *relational-op* in the *canonical loop form* for C/C++ was extended to include **!=** (see
28 Section 2.11.1).
- 29 • The default loop schedule modifier for worksharing-loop constructs without the **static**
30 schedule and the **ordered** clause was changed to **nonmonotonic** (see Section 2.11.4).
- 31 • The collapse of associated loops that are imperfectly nested loops was defined for the
32 worksharing-loop (see Section 2.11.4), **simd** (see Section 2.11.5.1), **taskloop** (see
33 Section 2.12.2) and **distribute** (see Section 2.11.6.2) constructs.
- 34 • The **simd** construct (see Section 2.11.5.1) was extended to accept the **if**, **nontemporal** and
35 **order (concurrent)** clauses and to allow the use of **atomic** constructs within it.

- 1 • The **loop** construct and the **order (concurrent)** clause were added to support compiler
2 optimization and parallelization of loops for which iterations may execute in any order, including
3 concurrently (see Section 2.11.7).
- 4 • The **scan** directive (see Section 2.11.8) and the **inscan** modifier for the **reduction** clause
5 (see Section 2.21.5.4) were added to support inclusive and exclusive scan computations.
- 6 • To support task reductions, the **task** (see Section 2.12.1) and **target** (see Section 2.14.5)
7 constructs were extended to accept the **in_reduction** clause (see Section 2.21.5.6), the
8 **taskgroup** construct (see Section 2.19.6) was extended to accept the **task_reduction**
9 clause (see Section 2.21.5.5), and the **task** modifier was added to the **reduction** clause (see
10 Section 2.21.5.4).
- 11 • The **affinity** clause was added to the **task** construct (see Section 2.12.1) to support hints
12 that indicate data affinity of explicit tasks.
- 13 • The **detach** clause for the **task** construct (see Section 2.12.1) and the
14 **omp_fulfill_event** runtime routine (see Section 3.11.1) were added to support execution
15 of detachable tasks.
- 16 • To support taskloop reductions, the **taskloop** (see Section 2.12.2) and **taskloop simd**
17 (see Section 2.12.3) constructs were extended to accept the **reduction** (see Section 2.21.5.4)
18 and **in_reduction** (see Section 2.21.5.6) clauses.
- 19 • The **taskloop** construct (see Section 2.12.2) was added to the list of constructs that can be
20 canceled by the **cancel** construct (see Section 2.20.1)).
- 21 • To support mutually exclusive inout sets, a **mutexinoutset** *dependence-type* was added to
22 the **depend** clause (see Section 2.12.6 and Section 2.19.11).
- 23 • Predefined memory spaces (see Section 2.13.1), predefined memory allocators and allocator
24 traits (see Section 2.13.2) and directives, clauses (see Section 2.13 and API routines (see
25 Section 3.13) to use them were added to support different kinds of memories.
- 26 • The semantics of the **use_device_ptr** clause for pointer variables was clarified and the
27 **use_device_addr** clause for using the device address of non-pointer variables inside the
28 **target data** construct was added (see Section 2.14.2).
- 29 • To support reverse offload, the **ancestor** modifier was added to the **device** clause for
30 **target** constructs (see Section 2.14.5).
- 31 • To reduce programmer effort implicit declare target directives for some functions (C, C++,
32 Fortran) and subroutines (Fortran) were added (see Section 2.14.5 and Section 2.14.7).
- 33 • The **target update** construct (see Section 2.14.6) was modified to allow array sections that
34 specify discontinuous storage.
- 35 • The **to** and **from** clauses on the **target update** construct (see Section 2.14.6), the **depend**
36 clause on task generating constructs (see Section 2.19.11), and the **map** clause (see
37 Section 2.21.7.1) were extended to allow any lvalue expression as a list item for C/C++.

- 1 • Support for nested **declare target** directives was added (see Section 2.14.7).
- 2 • New combined constructs **master taskloop** (see Section 2.16.7), **parallel master** (see
- 3 Section 2.16.6), **parallel master taskloop** (see Section 2.16.9),
- 4 **master taskloop simd** (see Section 2.16.8), **parallel master taskloop simd** (see
- 5 Section 2.16.10) were added.
- 6 • The **depend** clause was added to the **taskwait** construct (see Section 2.19.5).
- 7 • To support acquire and release semantics with weak memory ordering, the **acq_rel**,
- 8 **acquire**, and **release** clauses were added to the **atomic** construct (see Section 2.19.7) and
- 9 **flush** construct (see Section 2.19.8), and the memory ordering semantics of implicit flushes on
- 10 various constructs and runtime routines were clarified (see Section 2.19.8.1).
- 11 • The **atomic** construct was extended with the **hint** clause (see Section 2.19.7).
- 12 • The **depend** clause (see Section 2.19.11) was extended to support iterators and to support
- 13 depend objects that can be created with the new **depobj** construct.
- 14 • Lock hints were renamed to synchronization hints, and the old names were deprecated (see
- 15 Section 2.19.12).
- 16 • To support conditional assignment to lastprivate variables, the **conditional** modifier was
- 17 added to the **lastprivate** clause (see Section 2.21.4.5).
- 18 • The description of the **map** clause was modified to clarify the mapping order when multiple
- 19 *map-types* are specified for a variable or structure members of a variable on the same construct.
- 20 The **close map-type-modifier** was added as a hint for the runtime to allocate memory close to
- 21 the target device (see Section 2.21.7.1).
- 22 • The capability to map C/C++ pointer variables and to assign the address of device memory that
- 23 is mapped by an array section to them was added. Support for mapping of Fortran pointer and
- 24 allocatable variables, including pointer and allocatable components of variables, was added (see
- 25 Section 2.21.7.1).
- 26 • The **defaultmap** clause (see Section 2.21.7.3) was extended to allow selecting the
- 27 data-mapping or data-sharing attributes for any of the scalar, aggregate, pointer or allocatable
- 28 classes on a per-region basis. Additionally it accepts the **none** parameter to support the
- 29 requirement that all variables referenced in the construct must be explicitly mapped or privatized.
- 30 • The **declare mapper** directive was added to support mapping of data types with direct and
- 31 indirect members (see Section 2.21.7.4).
- 32 • The **omp_set_nested** (see Section 3.2.9) and **omp_get_nested** (see Section 3.2.10)
- 33 routines and the **OMP_NESTED** environment variable (see Section 6.9) were deprecated.
- 34 • The **omp_get_supported_active_levels** routine was added to query the number of
- 35 active levels of parallelism supported by the implementation (see Section 3.2.14).

- Runtime routines `omp_set_affinity_format` (see Section 3.3.8), `omp_get_affinity_format` (see Section 3.3.9), `omp_set_affinity` (see Section 3.3.10), and `omp_capture_affinity` (see Section 3.3.11) and environment variables `OMP_DISPLAY_AFFINITY` (see Section 6.13) and `OMP_AFFINITY_FORMAT` (see Section 6.14) were added to provide OpenMP runtime thread affinity information.
- The `omp_pause_resource` and `omp_pause_resource_all` runtime routines were added to allow the runtime to relinquish resources used by OpenMP (see Section 3.6.1 and Section 3.6.2).
- The `omp_get_device_num` runtime routine (see Section 3.7.5) was added to support determination of the device on which a thread is executing.
- Support for a first-party tool interface (see Section 4) was added.
- Support for a third-party tool interface (see Section 5) was added.
- Support for controlling offloading behavior with the `OMP_TARGET_OFFLOAD` environment variable was added (see Section 6.17).
- Stubs for Runtime Library Routines (previously Appendix A) were moved to a separate document.
- Interface Declarations (previously Appendix B) were moved to a separate document.

B.4 Version 4.0 to 4.5 Differences

- Support for several features of Fortran 2003 was added (see Section 1.7).
- A parameter was added to the `ordered` clause of the worksharing-loop construct (see Section 2.11.4) and clauses were added to the `ordered` construct (see Section 2.19.9) to support doacross loop nests and use of the `simd` construct on loops with loop-carried backward dependences.
- The `linear` clause was added to the worksharing-loop construct (see Section 2.11.4).
- The `simdlen` clause was added to the `simd` construct (see Section 2.11.5.1) to support specification of the exact number of iterations desired per SIMD chunk.
- The `priority` clause was added to the `task` construct (see Section 2.12.1) to support hints that specify the relative execution priority of explicit tasks. The `omp_get_max_task_priority` routine was added to return the maximum supported priority value (see Section 3.5.1) and the `OMP_MAX_TASK_PRIORITY` environment variable was added to control the maximum priority value allowed (see Section 6.16).
- Taskloop constructs (see Section 2.12.2 and Section 2.12.3) were added to support nestable parallel loops that create OpenMP tasks.

- 1 • To support interaction with native device implementations, the **use_device_ptr** clause was
2 added to the **target data** construct (see Section 2.14.2) and the **is_device_ptr** clause
3 was added to the **target** construct (see Section 2.14.5).
- 4 • To support unstructured data mapping for devices, the **target enter data** (see
5 Section 2.14.3) and **target exit data** (see Section 2.14.4) constructs were added and the
6 **map** clause (see Section 2.21.7.1) was updated.
- 7 • The **nowait** and **depend** clauses were added to the **target** construct (see Section 2.14.5) to
8 improve support for asynchronous execution of **target** regions.
- 9 • The **private**, **firstprivate** and **defaultmap** clauses were added to the **target**
10 construct (see Section 2.14.5).
- 11 • The **declare target** directive was extended to allow mapping of global variables to be
12 deferred to specific device executions and to allow an *extended-list* to be specified in C/C++ (see
13 Section 2.14.7).
- 14 • To support a more complete set of device construct shortcuts, the **target parallel** (see
15 Section 2.16.16), **target parallel worksharing-loop** (see Section 2.16.17), **target parallel**
16 **worksharing-loop SIMD** (see Section 2.16.18), and **target simd** (see Section 2.16.20),
17 combined constructs were added.
- 18 • The **if** clause was extended to take a *directive-name-modifier* that allows it to apply to combined
19 constructs (see Section 2.18).
- 20 • The **hint** clause was added to the **critical** construct (see Section 2.19.1).
- 21 • The **source** and **sink** dependence types were added to the **depend** clause (see
22 Section 2.19.11) to support doacross loop nests.
- 23 • The implicit data-sharing attribute for scalar variables in **target** regions was changed to
24 **firstprivate** (see Section 2.21.1.1).
- 25 • Use of some C++ reference types was allowed in some data sharing attribute clauses (see
26 Section 2.21.4).
- 27 • The **ref**, **val**, and **uval** modifiers were added to the **linear** clause (see Section 2.21.4.6).
- 28 • Semantics for reductions on C/C++ array sections were added and restrictions on the use of
29 arrays and pointers in reductions were removed (see Section 2.21.5.4).
- 30 • Support was added to the map clauses to handle structure elements (see Section 2.21.7.1).
- 31 • Query functions for OpenMP thread affinity were added (see Section 3.3.2 to Section 3.3.7).
- 32 • Device memory routines were added to allow explicit allocation, deallocation, memory transfers
33 and memory associations (see Section 3.8).
- 34 • The lock API was extended with lock routines that support storing a hint with a lock to select a
35 desired lock implementation for a lock's intended usage by the application code (see

1 Section 3.9.2).

- 2 • C/C++ Grammar (previously Appendix B) was moved to a separate document.

3 B.5 Version 3.1 to 4.0 Differences

- 4 • Various changes throughout the specification were made to provide initial support of Fortran
5 2003 (see Section 1.7).
- 6 • C/C++ array syntax was extended to support array sections (see Section 2.1.5).
- 7 • The **proc_bind** clause (see Section 2.6.2), the **OMP_PLACES** environment variable (see
8 Section 6.5), and the **omp_get_proc_bind** runtime routine (see Section 3.3.1) were added to
9 support thread affinity policies.
- 10 • SIMD directives were added to support SIMD parallelism (see Section 2.11.5).
- 11 • Implementation defined task scheduling points for untied tasks were removed (see
12 Section 2.12.6).
- 13 • Device directives (see Section 2.14), the **OMP_DEFAULT_DEVICE** environment variable (see
14 Section 6.15), and the **omp_set_default_device**, **omp_get_default_device**,
15 **omp_get_num_devices**, **omp_get_num_teams**, **omp_get_team_num**, and
16 **omp_is_initial_device** routines were added to support execution on devices.
- 17 • The **taskgroup** construct (see Section 2.19.6) was added to support more flexible deep task
18 synchronization.
- 19 • The **atomic** construct (see Section 2.19.7) was extended to support atomic swap with the
20 **capture** clause, to allow new atomic update and capture forms, and to support sequentially
21 consistent atomic operations with a new **seq_cst** clause.
- 22 • The **depend** clause (see Section 2.19.11) was added to support task dependences.
- 23 • The **cancel** construct (see Section 2.20.1), the **cancellation point** construct (see
24 Section 2.20.2), the **omp_get_cancellation** runtime routine (see Section 3.2.8) and the
25 **OMP_CANCELLATION** environment variable (see Section 6.11) were added to support the
26 concept of cancellation.
- 27 • The **reduction** clause (see Section 2.21.5.4) was extended and the **declare reduction**
28 construct (see Section 2.21.5.7) was added to support user defined reductions.
- 29 • The **OMP_DISPLAY_ENV** environment variable (see Section 6.12) was added to display the
30 value of ICVs associated with the OpenMP environment variables.
- 31 • Examples (previously Appendix A) were moved to a separate document.

B.6 Version 3.0 to 3.1 Differences

- The *bind-var* ICV (see Section 2.4.1) and the `OMP_PROC_BIND` environment variable (see Section 6.4) were added to support control of whether threads are bound to processors.
- The *nthreads-var* ICV was modified to be a list of the number of threads to use at each nested parallel region level and the algorithm for determining the number of threads used in a parallel region was modified to handle a list (see Section 2.6.1).
- The `final` and `mergeable` clauses (see Section 2.12.1) were added to the `task` construct to support optimization of task data environments.
- The `taskyield` construct (see Section 2.12.4) was added to allow user-defined task scheduling points.
- The `atomic` construct (see Section 2.19.7) was extended to include `read`, `write`, and `capture` forms, and an `update` clause was added to apply the already existing form of the `atomic` construct.
- Data environment restrictions were changed to allow `intent(in)` and `const`-qualified types for the `firstprivate` clause (see Section 2.21.4.4).
- Data environment restrictions were changed to allow Fortran pointers in `firstprivate` (see Section 2.21.4.4) and `lastprivate` (see Section 2.21.4.5).
- New reduction operators `min` and `max` were added for C and C++ (see Section 2.21.5).
- The nesting restrictions in Section 2.22 were clarified to disallow closely-nested OpenMP regions within an `atomic` region so that an `atomic` region can be consistently defined with other OpenMP regions to include all code in the `atomic` construct.
- The `omp_in_final` runtime library routine (see Section 3.5.2) was added to support specialization of final task regions.
- Descriptions of examples (previously Appendix A) were expanded and clarified.
- Incorrect use of `omp_integer_kind` in Fortran interfaces was replaced with `selected_int_kind(8)`.

B.7 Version 2.5 to 3.0 Differences

- The definition of active `parallel` region was changed so that a `parallel` region is active if it is executed by a team that consists of more than one thread (see Section 1.2.2).
- The concept of tasks was added to the OpenMP execution model (see Section 1.2.5 and Section 1.3).
- The OpenMP memory model was extended to cover atomicity of memory accesses (see Section 1.4.1). The description of the behavior of `volatile` in terms of `flush` was removed.

- 1 • The definition of the *nest-var*, *dyn-var*, *nthreads-var* and *run-sched-var* internal control variables
2 (ICVs) were modified to provide one copy of these ICVs per task instead of one copy for the
3 whole program (see Section 2.4). The `omp_set_num_threads`, `omp_set_nested` and
4 `omp_set_dynamic` runtime library routines were specified to support their use from inside a
5 `parallel` region (see Section 3.2.1, Section 3.2.6 and Section 3.2.9).
- 6 • The *thread-limit-var* ICV, the `omp_get_thread_limit` runtime library routine and the
7 `OMP_THREAD_LIMIT` environment variable were added to support control of the maximum
8 number of threads that participate in the OpenMP program (see Section 2.4.1, Section 3.2.13 and
9 Section 6.10).
- 10 • The *max-active-levels-var* ICV, the `omp_set_max_active_levels` and
11 `omp_get_max_active_levels` runtime library routine and the
12 `OMP_MAX_ACTIVE_LEVELS` environment variable were added to support control of the
13 number of nested active `parallel` regions (see Section 2.4.1, Section 3.2.15, Section 3.2.16
14 and Section 6.8).
- 15 • The *stacksize-var* ICV and the `OMP_STACKSIZE` environment variable were added to support
16 control of the stack size for threads that the OpenMP implementation creates (see Section 2.4.1
17 and Section 6.6).
- 18 • The *wait-policy-var* ICV and the `OMP_WAIT_POLICY` environment variable were added to
19 control the desired behavior of waiting threads (see Section 2.4.1 and Section 6.7).
- 20 • The rules for determining the number of threads used in a `parallel` region were modified (see
21 Section 2.6.1).
- 22 • The assignment of iterations to threads in a loop construct with a `static` schedule kind was
23 made deterministic (see Section 2.11.4).
- 24 • The worksharing-loop construct was extended to support association with more than one
25 perfectly nested loop through the `collapse` clause (see Section 2.11.4).
- 26 • Iteration variables for worksharing-loops were allowed to be random access iterators or of
27 unsigned integer type (see Section 2.11.4).
- 28 • The schedule kind `auto` was added to allow the implementation to choose any possible mapping
29 of iterations in a loop construct to threads in the team (see Section 2.11.4).
- 30 • The `task` construct (see Section 2.12) was added to support explicit tasks.
- 31 • The `taskwait` construct (see Section 2.19.5) was added to support task synchronization.
- 32 • Predetermined data-sharing attributes were defined for Fortran assumed-size arrays (see
33 Section 2.21.1.1).
- 34 • Static class members variables were allowed to appear in a `threadprivate` directive (see
35 Section 2.21.2).

- 1 • Invocations of constructors and destructors for private and threadprivate class type variables was
2 clarified (see Section 2.21.2, Section 2.21.4.3, Section 2.21.4.4, Section 2.21.6.1 and
3 Section 2.21.6.2).
- 4 • The use of Fortran allocatable arrays was allowed in **private**, **firstprivate**,
5 **lastprivate**, **reduction**, **copyin** and **copyprivate** clauses (see Section 2.21.2,
6 Section 2.21.4.3, Section 2.21.4.4, Section 2.21.4.5, Section 2.21.5.4, Section 2.21.6.1 and
7 Section 2.21.6.2).
- 8 • The **firstprivate** argument was added for the **default** clause in Fortran (see
9 Section 2.21.4.1).
- 10 • Implementations were precluded from using the storage of the original list item to hold the new
11 list item on the primary thread for list items in the **private** clause and the value was made well
12 defined on exit from the **parallel** region if no attempt is made to reference the original list
13 item inside the **parallel** region (see Section 2.21.4.3).
- 14 • The runtime library routines **omp_set_schedule** and **omp_get_schedule** were added to
15 set and to retrieve the value of the *run-sched-var* ICV (see Section 3.2.11 and Section 3.2.12).
- 16 • The **omp_get_level** runtime library routine was added to return the number of nested
17 **parallel** regions that enclose the task that contains the call (see Section 3.2.17).
- 18 • The **omp_get_ancestor_thread_num** runtime library routine was added to return the
19 thread number of the ancestor for a given nested level of the current thread, (see Section 3.2.18).
- 20 • The **omp_get_team_size** runtime library routine was added to return the size of the thread
21 team to which the ancestor belongs for a given nested level of the current thread, (see
22 Section 3.2.19).
- 23 • The **omp_get_active_level** runtime library routine was added to return the number of
24 nested active **parallel** regions that enclose the task that contains the call (see Section 3.2.20).
- 25 • Lock ownership was defined in terms of tasks instead of threads (see Section 3.9).

This page intentionally left blank

Index

Symbols

`_OPENMP` macro, 52, 648–650

A

acquire flush, 29
affinity, 98
allocate, 181, 184
array sections, 46
array shaping, 45
assume, 86
atomic, 266
atomic construct, 661
attribute clauses, 315
attributes, data-mapping, 345
attributes, data-sharing, 302
auto, 130

B

barrier, 258
barrier, implicit, 260

C

cancel, 295
cancellation constructs, 295
 cancel, 295
 cancellation point, 300
cancellation point, 300
canonical loop nest form, 117
capture, **atomic**, 266
clauses
 allocate, 184
 attribute data-sharing, 315
 collapse, 128
 copyin, 342
 copyprivate, 343

data copying, 341
data-sharing, 315
default, 315
defaultmap, 357
depend, 288
firstprivate, 318
hint, 293
if Clause, 254
in_reduction, 335
lastprivate, 321
linear, 323
map, 347
private, 318
reduction, 332
schedule, 128
shared, 316
task_reduction, 335
combined constructs, 221
masked taskloop, 228
masked taskloop simd, 229
parallel loop, 222
parallel masked, 226
parallel masked taskloop, 230
parallel masked taskloop simd,
 231
parallel sections, 223
parallel workshare, 224
parallel worksharing-loop construct,
 221
parallel worksharing-loop SIMD
 construct, 225
target parallel, 238
target parallel loop, 242
target parallel worksharing-loop
 construct, 239

- target parallel worksharing-loop SIMD
 - construct, [241](#)
- target simd**, [244](#)
- target teams**, [245](#)
- target teams distribute**, [246](#)
- target teams distribute parallel
 - worksharing-loop construct, [249](#)
- target teams distribute parallel
 - worksharing-loop SIMD construct, [251](#)
- target teams distribute simd**, [247](#)
- target teams loop construct, [248](#)
- teams distribute**, [233](#)
- teams distribute parallel
 - worksharing-loop construct, [235](#)
- teams distribute parallel
 - worksharing-loop SIMD construct, [236](#)
- teams distribute simd**, [234](#)
- teams loop**, [237](#)
- compare**, **atomic**, [266](#)
- compilation sentinels, [52](#), [53](#)
- compliance, [33](#)
- conditional compilation, [52](#)
- consistent loop schedules, [125](#)
- constructs
 - atomic**, [266](#)
 - barrier**, [258](#)
 - cancel**, [295](#)
 - cancellation constructs, [295](#)
 - cancellation point**, [300](#)
 - combined constructs, [221](#)
 - critical**, [255](#)
 - declare mapper**, [358](#)
 - depobj**, [287](#)
 - device constructs, [186](#)
 - dispatch**, [69](#)
 - distribute**, [143](#)
 - distribute parallel do**, [148](#)
 - distribute parallel do simd**, [149](#)
 - distribute parallel for**, [148](#)
 - distribute parallel for simd**, [149](#)
 - distribute parallel worksharing-loop
 - construct, [148](#)
 - distribute parallel worksharing-loop SIMD construct, [149](#)
 - distribute simd**, [147](#)
 - do Fortran**, [126](#)
 - flush**, [275](#)
 - for**, *C/C++*, [126](#)
 - interop**, [217](#)
 - loop**, [151](#)
 - masked**, [104](#)
 - masked taskloop**, [228](#)
 - masked taskloop simd**, [229](#)
 - ordered**, [283](#)
 - parallel**, [92](#)
 - parallel do Fortran**, [221](#)
 - parallel for C/C++**, [221](#)
 - parallel loop**, [222](#)
 - parallel masked**, [226](#)
 - parallel masked taskloop**, [230](#)
 - parallel masked taskloop simd**, [231](#)
 - parallel sections**, [223](#)
 - parallel workshare**, [224](#)
 - parallel worksharing-loop construct, [221](#)
 - parallel worksharing-loop SIMD
 - construct, [225](#)
 - scope**, [106](#)
 - sections**, [109](#)
 - simd**, [134](#)
 - single**, [112](#)
 - target**, [197](#)
 - target data**, [187](#)
 - target enter data**, [191](#)
 - target exit data**, [193](#)
 - target parallel**, [238](#)
 - target parallel do**, [239](#)
 - target parallel do simd**, [241](#)
 - target parallel for**, [239](#)
 - target parallel for simd**, [241](#)

- target parallel loop**, 242
- target parallel worksharing-loop
 - construct, 239
- target parallel worksharing-loop SIMD
 - construct, 241
- target simd**, 244
- target teams**, 245
- target teams distribute**, 246
- target teams distribute parallel
 - worksharing-loop construct, 249
- target teams distribute parallel
 - worksharing-loop SIMD construct, 251
- target teams distribute simd**, 247
- target teams loop**, 248
- target update**, 205
- task**, 161
- taskgroup**, 264
- tasking constructs, 161
- taskloop**, 166
- taskloop simd**, 171
- taskwait**, 261
- taskyield**, 173
- teams**, 100
- teams distribute**, 233
- teams distribute parallel
 - worksharing-loop construct, 235
- teams distribute parallel
 - worksharing-loop SIMD construct, 236
- teams distribute simd**, 234
- teams loop**, 237
- tile**, 158
- unroll**, 160
- workshare**, 114
- worksharing, 108
- worksharing-loop construct, 126
- worksharing-loop SIMD construct, 138
- controlling OpenMP thread affinity, 98
- copyin**, 342
- copyprivate**, 343
- critical**, 255

D

- data copying clauses, 341
- data environment, 302
- data terminology, 14
- data-mapping rules and clauses, 345
- data-sharing attribute clauses, 315
- data-sharing attribute rules, 302
- declare mapper**, 358
- declare reduction**, 336
- declare simd**, 140
- Declare Target, 210
- declare variant, 63
- default**, 315
- defaultmap**, 357
- depend**, 288
- depend object, 286
- depobj**, 287
- deprecated features, 667
- device constructs
 - declare mapper**, 358
 - device constructs, 186
 - distribute**, 143
 - distribute parallel worksharing-loop
 - construct, 148
 - distribute parallel worksharing-loop
 - SIMD construct, 149
 - distribute simd**, 147
 - target**, 197
 - target update**, 205
 - teams**, 100
- device data environments, 26, 191, 193
- device directives, 186
- device information routines, 407
- device memory routines, 412
- directive format, 38
- directives, 37
 - allocate**, 181
 - assume**, 86
 - declare mapper**, 358
 - declare reduction**, 336
 - declare simd**, 140
 - Declare Target, 210
 - declare variant, 63

- error**, 90
- memory management directives, 177
- metadirective**, 60
- nothing**, 89
- requires**, 83
- scan Directive**, 154
- threadprivate**, 307
- variant directives, 53
- dispatch**, 69
- distribute**, 143
- distribute parallel worksharing-loop
 - construct, 148
- distribute parallel worksharing-loop SIMD
 - construct, 149
- distribute simd**, 147
- do**, *Fortran*, 126
- do simd**, 138
- dynamic**, 129
- dynamic thread adjustment, 660

E

- environment display routine, 468
- environment variables, 639
 - OMP_AFFINITY_FORMAT**, 650
 - OMP_ALLOCATOR**, 655
 - OMP_CANCELLATION**, 648
 - OMP_DEBUG**, 655
 - OMP_DEFAULT_DEVICE**, 652
 - OMP_DISPLAY_AFFINITY**, 649
 - OMP_DISPLAY_ENV**, 648
 - OMP_DYNAMIC**, 641
 - OMP_MAX_ACTIVE_LEVELS**, 647
 - OMP_MAX_TASK_PRIORITY**, 652
 - OMP_NESTED**, 647
 - OMP_NUM_TEAMS**, 656
 - OMP_NUM_THREADS**, 640
 - OMP_PLACES**, 643
 - OMP_PROC_BIND**, 642
 - OMP_SCHEDULE**, 640
 - OMP_STACKSIZE**, 645
 - OMP_TARGET_OFFLOAD**, 652
 - OMP_TEAMS_THREAD_LIMIT**, 657
 - OMP_THREAD_LIMIT**, 648
 - OMP_TOOL**, 653

- OMP_TOOL_LIBRARIES**, 653
- OMP_TOOL_VERBOSE_INIT**, 654
- OMP_WAIT_POLICY**, 646

- event, 443
- event callback registration, 476
- event callback signatures, 510
- event routines, 443
- execution model, 22

F

- features history, 667
- firstprivate**, 318
- fixed source form conditional compilation
 - sentinels, 52
- fixed source form directives, 43
- flush**, 275
- flush operation, 27
- flush synchronization, 29
- flush-set, 27
- for**, *C/C++*, 126
- for simd**, 138
- frames, 505
- free source form conditional compilation
 - sentinel, 53
- free source form directives, 44

G

- glossary, 2
- guided**, 129

H

- happens before, 29
- header files, 365
- history of features, 667

I

- ICVs (internal control variables), 71
- if** Clause, 254
- implementation, 659
- implementation terminology, 18
- implicit barrier, 260
- implicit flushes, 279
- in_reduction**, 335
- include files, 365

informational and utility directives, 83
internal control variables, 659
internal control variables (ICVs), 71
interoperability, 216
Interoperability routines, 444
introduction, 1
iterators, 49

L

lastprivate, 321
linear, 323
list item privatization, 312
lock routines, 432
loop, 151
loop terminology, 9
loop transformation constructs, 157

M

map, 347
masked, 104
masked taskloop, 228
masked taskloop simd, 229
memory allocators, 178
memory management, 177
memory management directives
 memory management directives, 177
memory management routines, 451
memory model, 25
memory spaces, 177
metadirective, 60
modifying and retrieving ICV values, 77
modifying ICVs, 74

N

nesting of regions, 362
normative references, 33
nothing, 89

O

OMP_AFFINITY_FORMAT, 650
omp_aligned_alloc, 458
omp_aligned_calloc, 461
omp_alloc, 458
OMP_ALLOCATOR, 655

omp_calloc, 461
OMP_CANCELLATION, 648
omp_capture_affinity, 396
OMP_DEBUG, 655
OMP_DEFAULT_DEVICE, 652
omp_destroy_allocator, 455
omp_destroy_lock, 436
omp_destroy_nest_lock, 436
OMP_DISPLAY_AFFINITY, 649
omp_display_affinity, 395
OMP_DISPLAY_ENV, 648
omp_display_env, 468
OMP_DYNAMIC, 641
omp_free, 459
omp_fulfill_event, 443
omp_get_active_level, 385
omp_get_affinity_format, 394
omp_get_ancestor_thread_num, 384
omp_get_cancellation, 374
omp_get_default_allocator, 457
omp_get_default_device, 408
omp_get_device_num, 410
omp_get_dynamic, 373
omp_get_initial_device, 411
omp_get_interop_int, 446
omp_get_interop_name, 449
omp_get_interop_ptr, 447
omp_get_interop_rc_desc, 450
omp_get_interop_str, 448
omp_get_interop_type_desc, 450
omp_get_level, 383
omp_get_mapped_ptr, 430
omp_get_max_active_levels, 382
omp_get_max_task_priority, 402
omp_get_max_teams, 400
omp_get_max_threads, 370
omp_get_nested, 376
omp_get_num_devices, 409
omp_get_num_interop_properties,
 446
omp_get_num_places, 388
omp_get_num_procs, 407
omp_get_num_teams, 397

omp_get_num_threads, 369
 omp_get_partition_num_places, 391
 omp_get_partition_place_nums, 392
 omp_get_place_num, 390
 omp_get_place_num_procs, 389
 omp_get_place_proc_ids, 389
 omp_get_proc_bind, 386
 omp_get_schedule, 379
 omp_get_supported_active_levels, 380
 omp_get_team_num, 398
 omp_get_team_size, 385
 omp_get_teams_thread_limit, 401
 omp_get_thread_limit, 380
 omp_get_thread_num, 371
 omp_get_wtick, 442
 omp_get_wtime, 442
 omp_in_final, 403
 omp_in_parallel, 372
 omp_init_allocator, 454
 omp_init_lock, 434, 435
 omp_init_nest_lock, 434, 435
 omp_is_initial_device, 411
 OMP_MAX_ACTIVE_LEVELS, 647
 OMP_MAX_TASK_PRIORITY, 652
 OMP_NESTED, 647
 OMP_NUM_TEAMS, 656
 OMP_NUM_THREADS, 640
 omp_pause_resource, 404
 omp_pause_resource_all, 406
 OMP_PLACES, 643
 OMP_PROC_BIND, 642
 omp_realloc, 463
 OMP_SCHEDULE, 640
 omp_set_affinity_format, 393
 omp_set_default_allocator, 456
 omp_set_default_device, 408
 omp_set_dynamic, 373
 omp_set_lock, 437
 omp_set_max_active_levels, 381
 omp_set_nest_lock, 437
 omp_set_nested, 375
 omp_set_num_teams, 399
 omp_set_num_threads, 368
 omp_set_schedule, 376
 omp_set_teams_thread_limit, 400
 OMP_STACKSIZE, 645
 omp_target_alloc, 412
 omp_target_associate_ptr, 426
 omp_target_disassociate_ptr, 429
 omp_target_free, 414
 omp_target_is_accessible, 417
 omp_target_is_present, 416
 omp_target_memcpy, 418
 omp_target_memcpy_async, 422
 omp_target_memcpy_rect, 419
 omp_target_memcpy_rect_async, 424
 OMP_TARGET_OFFLOAD, 652
 OMP_TEAMS_THREAD_LIMIT, 657
 omp_test_lock, 440
 omp_test_nest_lock, 440
 OMP_THREAD_LIMIT, 648
 OMP_TOOL, 653
 OMP_TOOL_LIBRARIES, 653
 OMP_TOOL_VERBOSE_INIT, 654
 omp_unset_lock, 439
 omp_unset_nest_lock, 439
 OMP_WAIT_POLICY, 646
 ompd_bp_device_begin, 636
 ompd_bp_device_end, 636
 ompd_bp_parallel_begin, 633
 ompd_bp_parallel_end, 633
 ompd_bp_task_begin, 634
 ompd_bp_task_end, 634
 ompd_bp_thread_begin, 635
 ompd_bp_thread_end, 635
 ompd_callback_device_host_fn_t, 596
 ompd_callback_get_thread_context_for_thread_id_fn_t, 590
 ompd_callback_memory_alloc_fn_t, 588

- ompd_callback_memory_free_fn_t, 589
- ompd_callback_memory_read_fn_t, 594
- ompd_callback_memory_write_fn_t, 595
- ompd_callback_print_string_fn_t, 598
- ompd_callback_sizeof_fn_t, 591
- ompd_callback_symbol_addr_fn_t, 592
- ompd_callbacks_t, 598
- ompd_dll_locations_valid, 579
- ompd_dll_locations, 578
- ompt_callback_buffer_complete_t, 534
- ompt_callback_buffer_request_t, 533
- ompt_callback_cancel_t, 529
- ompt_callback_control_tool_t, 544
- ompt_callback_dependences_t, 518
- ompt_callback_dispatch_t, 515
- ompt_callback_error_t, 545
- ompt_callback_device_finalize_t, 531
- ompt_callback_device_initialize_t, 530
- ompt_callback_flush_t, 528
- ompt_callback_implicit_task_t, 521
- ompt_callback_masked_t, 522
- ompt_callback_mutex_acquire_t, 525
- ompt_callback_mutex_t, 526
- ompt_callback_nest_lock_t, 527
- ompt_callback_parallel_begin_t, 511
- ompt_callback_parallel_end_t, 513
- ompt_callback_sync_region_t, 523
- ompt_callback_device_load_t, 532
- ompt_callback_device_unload_t, 533
- ompt_callback_target_data_emi_op_t, 535
- ompt_callback_target_data_op_t, 535
- ompt_callback_target_emi_t, 538
- ompt_callback_target_map_emi_t, 540
- ompt_callback_target_submit_emi_t, 542
- ompt_callback_target_submit_t, 542
- ompt_callback_target_t, 538
- ompt_callback_task_create_t, 517
- ompt_callback_task_dependence_t, 519
- ompt_callback_task_schedule_t, 520
- ompt_callback_thread_begin_t, 510
- ompt_callback_thread_end_t, 511
- ompt_callback_work_t, 514
- OpenMP compliance, 33
- order clause, 125
- ordered, 283

P

- parallel, 92
- parallel loop, 222
- parallel masked construct, 226
- parallel masked taskloop, 230
- parallel masked taskloop simd, 231
- parallel sections, 223
- parallel workshare, 224
- parallel worksharing-loop construct, 221
- parallel worksharing-loop SIMD construct, 225
- private, 318

R

- read, atomic, 266
- reduction, 332
- reduction clauses, 325

release flush, 29
requires, 83
resource relinquishing routines, 404
runtime, 130
runtime library definitions, 365
runtime library routines, 365

S

scan Directive, 154
scheduling, 175
scope, 106
sections, 109
shared, 316
simd, 134
SIMD Directives, 134
Simple Lock Routines, 432
single, 112
stand-alone directives, 45
static, 129
strong flush, 27
synchronization constructs, 255
synchronization constructs and clauses, 255
synchronization hints, 293
synchronization terminology, 10

T

target, 197
target data, 187
target memory routines, 412
target parallel, 238
target parallel loop, 242
target parallel worksharing-loop
 construct, 239
target parallel worksharing-loop SIMD
 construct, 241
target simd, 244
target teams, 245
target teams distribute, 246
target teams distribute parallel
 worksharing-loop construct, 249
target teams distribute parallel
 worksharing-loop SIMD
 construct, 251
target teams distribute simd, 247

target teams loop, 248
target update, 205
task, 161
task scheduling, 175
task_reduction, 335
taskgroup, 264
tasking constructs, 161
tasking routines, 402
tasking terminology, 12
taskloop, 166
taskloop simd, 171
taskwait, 261
taskyield, 173
teams, 100
teams distribute, 233
teams distribute parallel worksharing-loop
 construct, 235
teams distribute parallel worksharing-loop
 SIMD construct, 236
teams distribute simd, 234
teams loop, 237
teams region routines, 397
thread affinity, 98
thread affinity routines, 386
thread team routines, 368
threadprivate, 307
tile, 158
timer, 442
timing routines, 442
tool control, 465
tool initialization, 474
tool interfaces definitions, 471, 578
tools header files, 471, 578
tracing device activity, 478

U

unroll, 160
update, **atomic**, 266

V

variables, environment, 639
variant directives, 53

W

wait identifier, 507

wall clock timer, [442](#)
error, [90](#)
workshare, [114](#)
worksharing
 constructs, [108](#)
 parallel, [221](#)
 scheduling, [133](#)
worksharing constructs, [108](#)
worksharing-loop construct, [126](#)
worksharing-loop SIMD construct, [138](#)
write, atomic, [266](#)