



# ANNUAL ARTS IN SCHOOLS REPORT: 2022-2023

**P.S. 127 Aerospace Science Magnet School (30Q127)**

**Principal:** Eva Delgado Sanabri

**Arts Education Liaison:** Traci Spencer

Dear School Community,

The individual *Annual Arts in Schools Report* is an integral part of the NYC Public School's efforts to ensure that schools are providing students with high-quality arts education and experiences that they need and deserve. The report has been created to help school leaders, teachers, and families understand how they can improve students' learning in the arts. It provides a view of the arts education opportunities that your school has for your students, based on data from the *2022-23 Annual Arts Education Survey* and from NYC Public School databases.

In unity,

Darleen Garner, Director of Arts Education Accountability & Support  
 New York City Public Schools  
 ARTS Office

## SCHOOL SUMMARY

Enrollment	Asian	Black	Hispanic	White	Other	Female	ELL	Special Education
1,116	12%	8%	77%	2%	1%	48%	43%	14%

## SCHOOL'S ARTS PROGRAM DESCRIPTION

Our arts program is focused on providing our students opportunities to engage in the cultural arts. We have been able to accomplish this by way of Grants and External Funded Programs and In House Arts Programs. Our programs focus on cultural/performing and various arts discipline including Dance, Visual Arts, Theater and Performance. The performing arts have allowed our students to gain skills and opportunity to showcase and express themselves. We would like to extend our arts based programs both through in-house teachers and those from arts based programs. We are in the planning phases of networking and collaborating to retain and partnerships with programs who share our arts vision. Skills Attained: Performing Arts; Cultural Arts; Presentation Skills; Confidence; Partnership and Listening

## ARTS DISCIPLINES PROVIDED

*This school reported providing the following arts disciplines to each of the following grades.*

**Legend:** = Dance      = Music      = Theater      = Visual Arts

Pre-Kindergarten					4th Grade				
Kindergarten					5th Grade				
1st Grade					6th Grade				
2nd Grade					7th Grade				
3rd Grade					8th Grade				

**SCHOOL PROGRESS IN MEETING NEW YORK STATE EDUCATION REQUIREMENTS**

**Grade Pre-K Arts Instruction:**\* *In the 2022-23 school year, Pre-K students received arts instruction in the following art form(s) by school-based arts teacher†, classroom teachers, and/or staff from arts and cultural organizations.*

Pre-Kindergarten	Dance	Music	Theater	Visual Arts	
School-based Arts Teachers					*Note: New York State does not have a specific instructional hour requirement in the arts for Pre-K students.
Classroom Teachers	✓	✓	✓	✓	
Arts and Cultural Organizations					

† "School-based teacher" may include: classroom teachers, certified specialists, or cluster teachers not certified in the arts who are assigned to provide arts instruction.

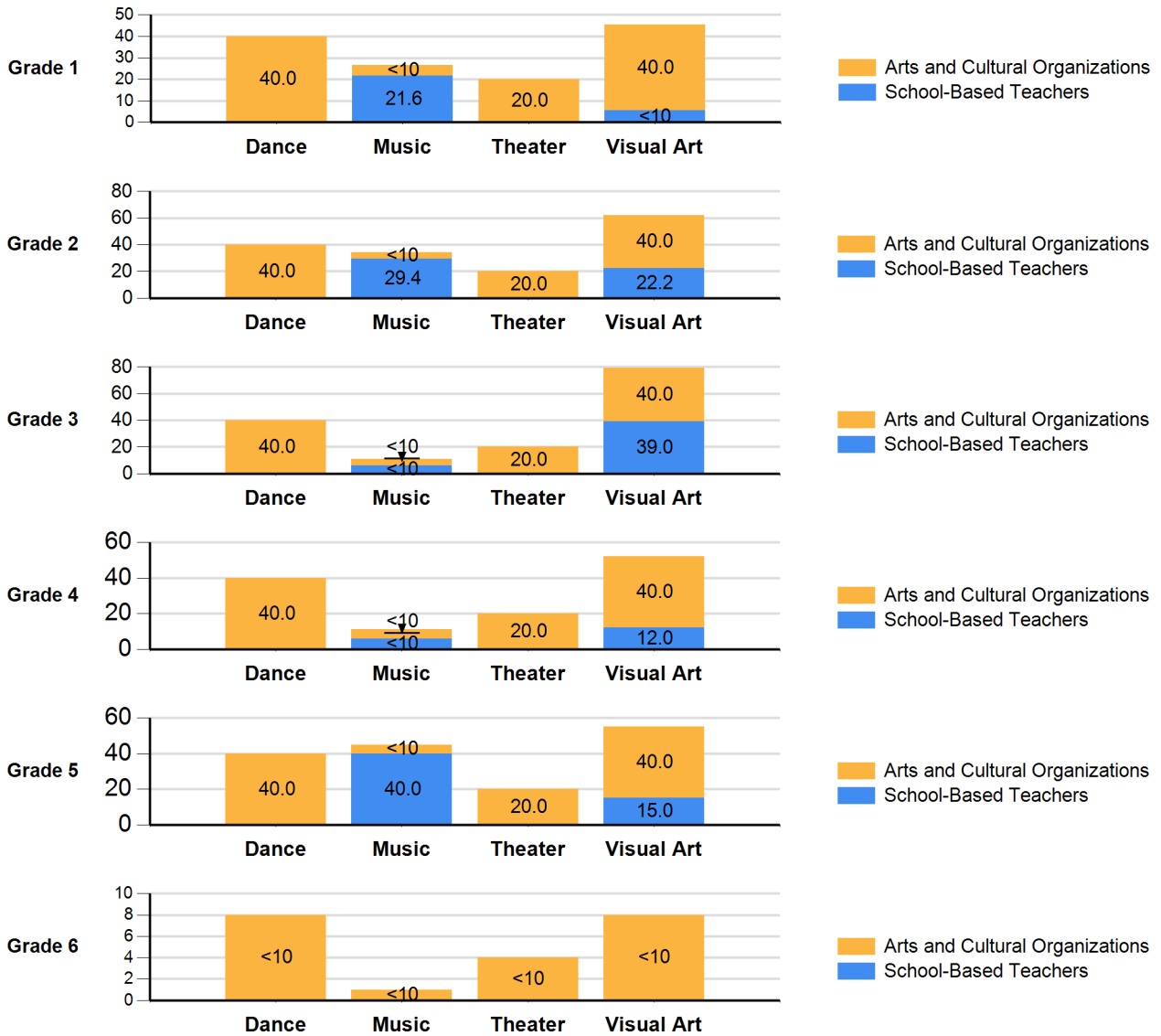
**Grade K Arts Instruction:**\* *In the 2022-23 school year, Kindergarten students received arts instruction in the following art form(s) by school-based teachers† and/or staff from arts and cultural organizations.*

Kindergarten	Dance	Music	Theater	Visual Arts	
School-based Teachers		✓		✓	*Note: New York State does not have a specific instructional hour requirement in the arts for Kindergarten students.
Arts and Cultural Organizations	✓	✓	✓	✓	

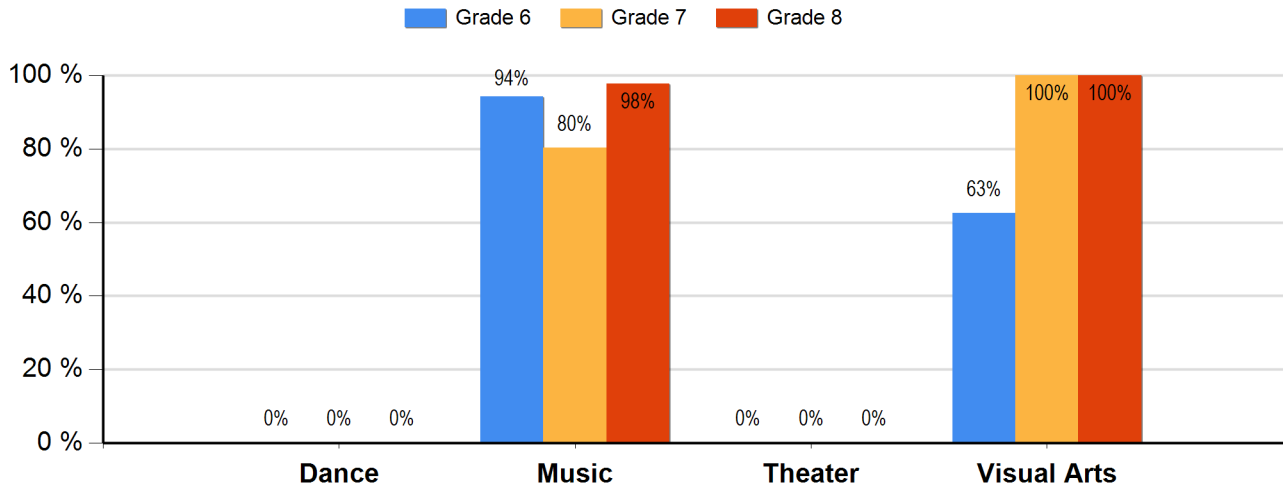
† "School-based teacher" may include: classroom teachers, certified specialists, or cluster teachers not certified in the arts who are assigned to provide arts instruction.

**Arts Instructional Hours:** These figures show the average arts instructional hours provided to the below grade levels by school-based teachers† and/or staff from arts and cultural organizations during the 2022-23 school year.

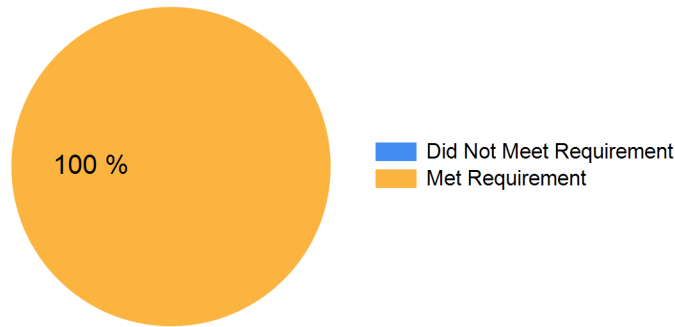
† "School-based teacher" may include: classroom teachers, certified specialists, or cluster teachers not certified in the arts who are assigned to provide arts instruction.



**Middle School Arts Participation:** The figure below shows the percentage of students participating in arts classes by grade and by arts discipline during the 2022-23 school year.



**NYSED Middle School Arts Guidelines and Requirements:** This graph shows the percentage of 8th grade students in this school in June 2023 who have taken at least one half-unit in an arts discipline and a second half-unit in a different arts discipline over the course of 7th and 8th grade (one half-unit is the equivalent of approximately 55 hours of instruction by a licensed, certified arts teacher).



## INDICATORS OF STUDENT ACCESS TO ARTS EDUCATION

**Arts Events:** *In the 2022-23 school year, students in this school participated in the following arts learning opportunities.*

Arts Learning Opportunities	Events Held At the School Site	Events Held Outside the School Site
Artwork exhibits	4	2
Concerts	5	2
Dance performances	10	3
Films	0	--
Theater performances	3	2
Other	0	0

## RESOURCES TO SUPPORT ARTS EDUCATION

**Certified Arts Teachers:** *In the 2022-23 school year, this school reported the following number of certified arts teachers.*

	Dance	Music	Theater	Visual Art
Number of Full-Time Arts Teachers	0	2	0	1
Number of Part-Time Arts Teachers	0	2	0	1

**Arts and Cultural Organizations:** *In the 2022-23 school year, the following arts and cultural organizations provided services to this school.*

Arts and Cultural Organizations	Arts Discipline
Flamenco Vivo Carlota Santana	Dance

**Arts Space:** *In the 2022-23 school year, this school reported that the following number of classrooms or other facilities are used for arts instruction.*

Arts Discipline	Rooms Designed and Used Solely for the Arts	Multi-Purpose or General Education Classrooms Used for Arts Education
Dance (dance floor, mirrors, barres, etc.)	0	2
Music (audio equipment, storage for instruments, or equipment, etc.)	1	1
Theater Classroom (flexible seating, performance area, storage, etc.)	0	1
Media Arts (computer and editing software, cameras, etc.)	0	0

**Note:** All data are based on arts instruction offered during the school day. This *Annual Arts in Schools Report* does not report on after school, weekend, and summer arts education.

\*\*\*\*To obtain a translation to this document in another language, please visit the following link below\*\*\*\*  
<https://infohub.nyced.org/reports-and-policies/citywide-information-and-data/annual-arts-in-schools-reports>