



ANNUAL ARTS IN SCHOOLS REPORT: 2022-2023

The Brooklyn Green School (16K898)

Principal: Marcella Carr

Arts Education Liaison: Felicia Grosvenor

Dear School Community,

The individual *Annual Arts in Schools Report* is an integral part of the NYC Public School's efforts to ensure that schools are providing students with high-quality arts education and experiences that they need and deserve. The report has been created to help school leaders, teachers, and families understand how they can improve students' learning in the arts. It provides a view of the arts education opportunities that your school has for your students, based on data from the *2022-23 Annual Arts Education Survey* and from NYC Public School databases.

In unity,

Darleen Garner, Director of Arts Education Accountability & Support
 New York City Public Schools
 ARTS Office

SCHOOL SUMMARY

Enrollment	Asian	Black	Hispanic	White	Other	Female	ELL	Special Education
189	3%	66%	20%	7%	2%	58%	4%	30%

SCHOOL'S ARTS PROGRAM DESCRIPTION

The Brooklyn Green School arts programming this year was varied and robust due to some wonderful partnerships made possible by our magnet grant. All students grade 6 - 8 received visual arts instruction. The 6th graders received visual arts four times a week, 7th graders twice a week and 8th graders once a week. A select group of 8th graders participated in an afterschool art portfolio prep for specialized high school auditions twice a week for the the first semester of the school year. All students were exposed to various media including: drawing , painting, printmaking, clay and found object sculpture and collage. We have a wonderful guitar club which has grown to now include keyboard, drumming and singing. Students meet during their lunchtime and after school three times a week with Internal Creations. This year students also participated in bi-weekly African dance classes provided by Ifetayo Cultural Collective. This year we have a new partnership with Magic Box Productions in which all 6th graders have created stop motion films based on environmental concerns. They will be premiering their films at our arts festival. As our school continues to grow, we look forward to offering more arts classes in the regular school day.

ARTS DISCIPLINES PROVIDED

This school reported providing the following arts disciplines to each of the following grades.

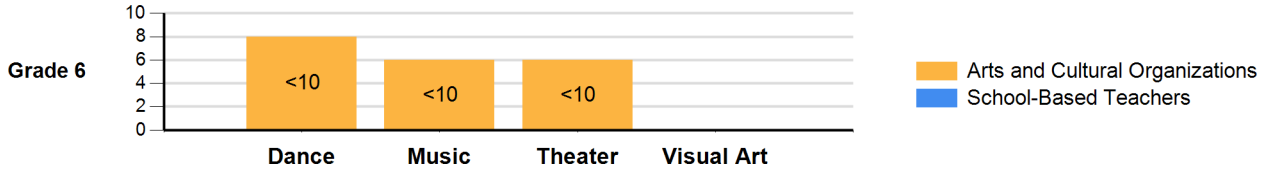
Legend: = Dance = Music = Theater = Visual Arts

6th Grade					8th Grade	
7th Grade						

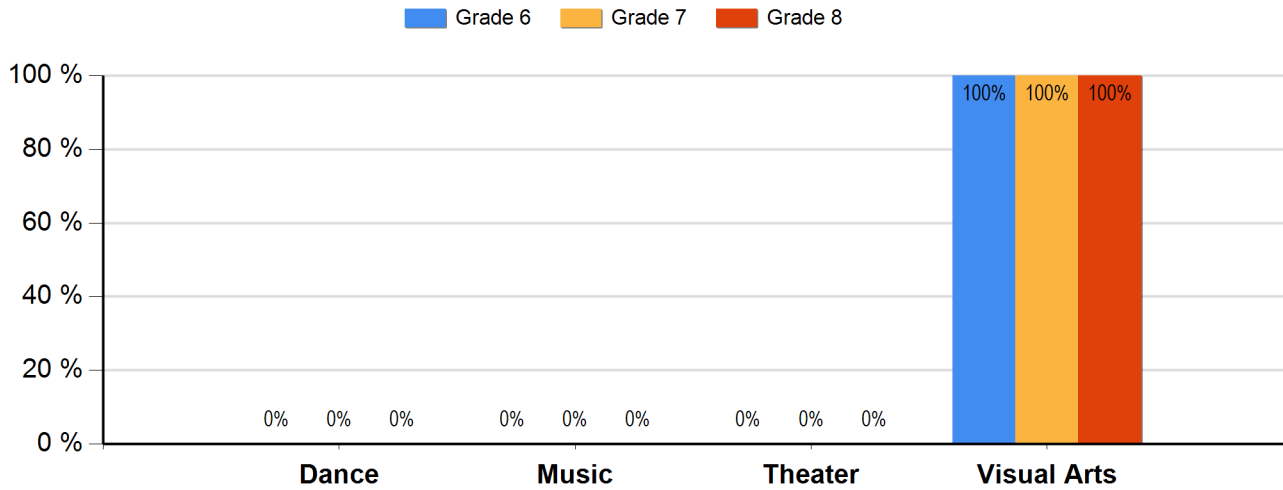
SCHOOL PROGRESS IN MEETING NEW YORK STATE EDUCATION REQUIREMENTS

Arts Instructional Hours: These figures show the average arts instructional hours provided to the below grade levels by school-based teachers† and/or staff from arts and cultural organizations during the 2022-23 school year.

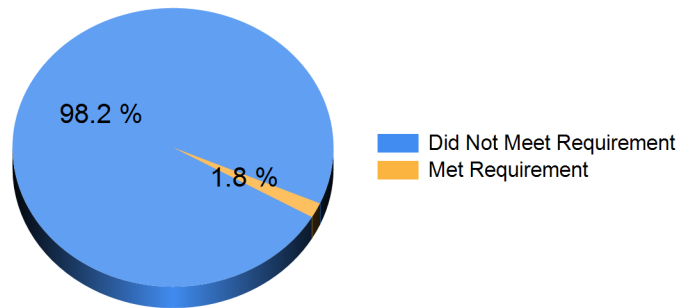
† "School-based teacher" may include: classroom teachers, certified specialists, or cluster teachers not certified in the arts who are assigned to provide arts instruction.



Middle School Arts Participation: The figure below shows the percentage of students participating in arts classes by grade and by arts discipline during the 2022-23 school year.



NYSED Middle School Arts Guidelines and Requirements: This graph shows the percentage of 8th grade students in this school in June 2023 who have taken at least one half-unit in an arts discipline and a second half-unit in a different arts discipline over the course of 7th and 8th grade (one half-unit is the equivalent of approximately 55 hours of instruction by a licensed, certified arts teacher).



INDICATORS OF STUDENT ACCESS TO ARTS EDUCATION

Arts Events: *In the 2022-23 school year, students in this school participated in the following arts learning opportunities.*

Arts Learning Opportunities	Events Held At the School Site	Events Held Outside the School Site
Artwork exhibits	1	2
Concerts	3	2
Dance performances	2	1
Films	1	0
Theater performances	1	1
Other	--	--

RESOURCES TO SUPPORT ARTS EDUCATION

Certified Arts Teachers: *In the 2022-23 school year, this school reported the following number of certified arts teachers.*

	Dance	Music	Theater	Visual Art
Number of Full-Time Arts Teachers	0	0	0	1
Number of Part-Time Arts Teachers	0	0	0	0

Arts and Cultural Organizations: *In the 2022-23 school year, the following arts and cultural organizations provided services to this school.*

Arts and Cultural Organizations	Arts Discipline
S'Cool Sounds	Music
Ifetayo Cultural Arts Facility	Dance
Magic Box Productions	Film/Media
Internal Creations	Music

Arts Space: *In the 2022-23 school year, this school reported that the following number of classrooms or other facilities are used for arts instruction.*

Arts Discipline	Rooms Designed and Used Solely for the Arts	Multi-Purpose or General Education Classrooms Used for Arts Education
Dance (dance floor, mirrors, barres, etc.)	0	1
Music (audio equipment, storage for instruments, or equipment, etc.)	0	1
Theater Classroom (flexible seating, performance area, storage, etc.)	0	1
Media Arts (computer and editing software, cameras, etc.)	0	0

Note: All data are based on arts instruction offered during the school day. This *Annual Arts in Schools Report* does not report on after school, weekend, and summer arts education.

****To obtain a translation to this document in another language, please visit the following link below****
<https://infohub.nyced.org/reports-and-policies/citywide-information-and-data/annual-arts-in-schools-reports>