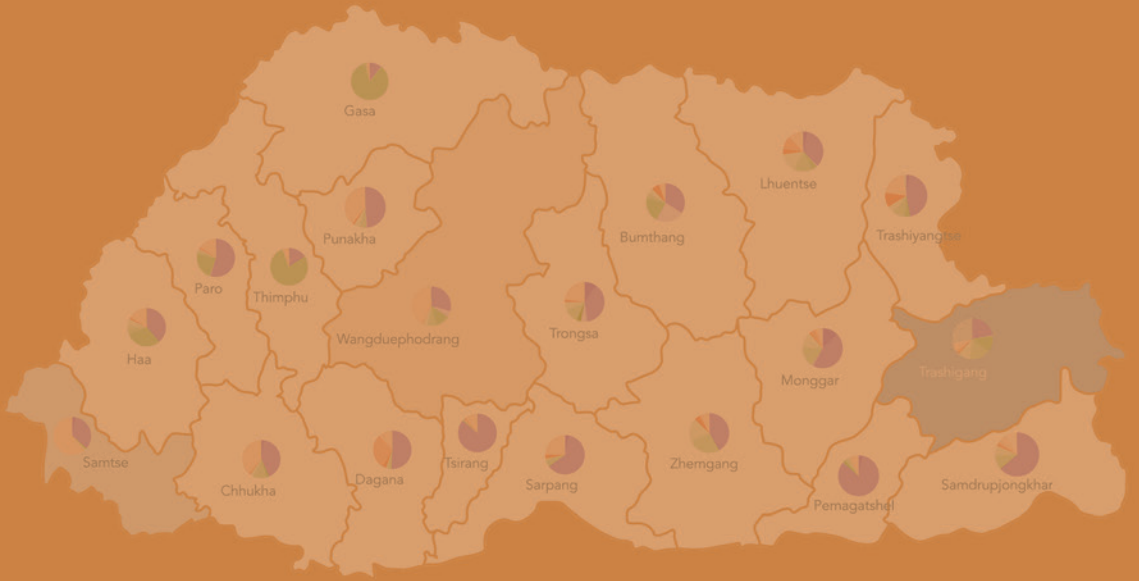


LIVESTOCK CENSUS 2021



NATIONAL STATISTICS BUREAU

2021

**LIVESTOCK
CENSUS**

© 2021 National Statistics Bureau
All rights reserved.
Printed in Bhutan.
ISBN 978-99936-28-95-8

Photo credit:

Kinley Namgay, Department of Livestock, Ministry of Agriculture and Forests
Tobden Tobden, Agriculture Statistics Division, NSB

National Statistics Bureau
Royal Government of Bhutan
PO Box No 338
Thimphu, Bhutan
Tel: +975 2 333296, +975 2 335848
Fax: +975 2 323069
www.nsb.gov.bt

Contents

FOREWORD	V
ACKNOWLEDGEMENTS.....	VI
LIST OF TABLES.....	VII
LIST OF FIGURES.....	VIII
LIST OF MAPS	IX
LIST OF STATISTICAL TABLES.....	X
GLOSSARY	XII
EXECUTIVE SUMMARY	XIII
CHAPTER 1: INTRODUCTION	1
1.1 Background	1
1.2 Census date and reference period	1
1.3 Objectives of the census.....	1
1.4 Scope and coverage	2
1.5 Structure of the report.....	3
CHAPTER 2: CENSUS METHOD AND OPERATIONS	5
2.1 Census preparation	5
2.1.1 Stakeholder participation	5
2.1.2 Questionnaire design	7
2.1.3 Data capture methodology	8
2.1.4 Listing of permanent livestock holders.....	8
2.2 Enumeration phase	8
2.2.1 Conduct of pilot census	8
2.2.2 Recruitment and training of census staff	9
2.2.3 Enumeration	10
2.3 Data processing phase	10
2.3.1 Data compilation and consolidation	10
2.3.2 Data checking and editing	10
2.4 Analysis and report writing.....	11
2.5 Census data quality assurance	11
2.6 Cost of census data collection	12
2.6.1 Cost of Enumeration.....	12
2.6.2 Associated cost of NSB HQ	12
2.6.3 Measures taken to reduce the data collection costs	12
CHAPTER 3 : LIVESTOCK POPULATION.....	15
3.1 Introduction.....	15
3.2 Livestock holdings.....	16

3.3 Livestock herd structure	17
3.3.1 Milch population.....	18
3.3.2 Improved livestock breed profile.....	23
3.3.3 Other bovine livestock breed profile.....	25
3.4 Livestock herd dynamics	27
3.4.1 Calf less than 1 year.....	28
3.4.2 Livestock lost	29
3.4.3 Livestock death	31
CHAPTER 4 : LIVESTOCK PRODUCTION	43
4.1 Introduction.....	43
4.2 Dairy production.....	43
4.2.1 Milk production	44
4.2.2 Butter and Cheese production	45
4.3 Meat production	46
4.3.1 Beef and Pork production.....	49
4.3.2 Chicken and Fish production	49
4.3.3 Aquaculture	49
4.4 Other livestock production	49
4.4.1 Egg production	49
4.4.2 Apiculture	51
4.4.3 Wool production.....	53
ANNEX TABLES.....	55
QUESTIONNAIRE	251

FOREWORD

The 2021 Livestock Census of Bhutan report presents the results of the first livestock census conducted by the National Statistics Bureau. It contains basic statistics of livestock population and production.

The main objective of the 2021 Livestock Census of Bhutan was to collect basic information of livestock holders including both the household and institutional holders. The statistics in the report includes the number of livestock holders, number of livestock population by type, livestock production by type and geographical distribution of the livestock holdings in the country. Such livestock data are essential for economic development planning purposes and to provide a framework for future follow-up studies.

The census was enumerated in Covid-19 low-risk *dzongkhags* by 189 university graduate students, supervised by the *gewog* and *dzongkhag* livestock officials; *gewog* livestock extension officials in high-risk

dzongkhags, such as Samtse, Sarpang, Samdrup Jongkhar, as well as in a few high-risk *gewogs* in low-risk *dzongkhags*. Enumeration took place from November 6 to December 15, 2021.

I hope that the information collected, processed, and reported in this report provides opportunities for stronger evidence-based policy formulation. I extend my heartfelt appreciation to the staff of the NSB and all others, including the respondents, for their support and cooperation in the successful conduct of the census. Thank you also to FAO for providing a final review of the report.



Chhime Tshering
(DIRECTOR)
National Statistics Bureau

ACKNOWLEDGEMENTS

The National Statistics Bureau (NSB) successfully conducted the first livestock census from November 6, 2021 to December 15, 2021 with the financial support of the Royal Government of Bhutan (RGoB).

The quality of livestock data depends on the data collection system adopted and the support received from various stake holders, including respondents. For the preparation and administration of this census, the NSB collaborated with many agencies of the government. We would like to thank and extend our appreciation for the support and cooperation rendered for the census by many government agencies and our farming population. These agencies included the Department of Livestock, the Ministry of Agriculture and Forests;

dzongkhag and *gewog* livestock extension officials (GLEOs) and the government livestock input farms.

NSB would like to convey its gratitude to the livestock census team from the National Statistics Bureau, the field supervisors, enumerators, dashboard managers, RNR statistics technical working group (RS-TWG) members and all the livestock holders in the country for their support and co-operation. Thanks also to the Food and Agriculture Organization of the UN for their support in editing this report.

National Statistics Bureau
Thimphu

LIST OF TABLES

Table 2.01 Enumerators recruited by <i>dzongkhag</i> and date of training conducted, 2021	9
Table 2.02 Cost of census data collection by <i>dzongkhag</i> , 2021	13
Table 3.01 Livestock holders, by type, and by <i>dzongkhag</i> , 2021	16
Table 3.02 Livestock population by <i>dzongkhag</i> , 2021	19
Table 3.03 Milch population by <i>dzongkhag</i> , 2021	22
Table 3.04 Brown Swiss population by <i>dzongkhag</i> , 2021	23
Table 3.05 Brown Swiss population by <i>dzongkhag</i> , 2021	24
Table 3.06 Holsten Friesian population by <i>dzongkhag</i> , 2021	25
Table 3.07 Buffalo population by <i>dzongkhag</i> , 2021	27
Table 3.08 Doeb-Doebum population by <i>dzongkhag</i> , 2021	28
Table 3.09 Doethra-Doethrum population by <i>dzongkhag</i> , 2021	29
Table 3.10 Jaba population by <i>dzongkhag</i> , 2021	30
Table 3.11 Jatsha-Jatsham population by <i>dzongkhag</i> , 2021	31
Table 3.12 Mithun population by <i>dzongkhag</i> , 2021	32
Table 3.13 Nubleng-Thrabum population by <i>dzongkhag</i> , 2021	33
Table 3.14 Yak population by <i>dzongkhag</i> , 2021	34
Table 3.15 Yangku-Yangkum population by <i>dzongkhag</i> , 2021	35
Table 3.16 Zo-Zom population by <i>dzongkhag</i> , 2021	36
Table 3.17 Calves less than 1 year, by improved livestock, and by <i>dzongkhag</i> , 2021	37
Table 3.18 Calves less than 1 year, by other bovine livestock, and by <i>dzongkhag</i> , 2021	38
Table 3.19 Bovine livestock lost by <i>dzongkhag</i> , 2021	39
Table 3.20 Other livestock lost by <i>dzongkhag</i> , 2021	39
Table 3.21 Top three reasons for livestock death by <i>dzongkhag</i> , 2021	40
Table 3.22 Bovine livestock death by <i>dzongkhag</i> , 2021	41
Table 3.23 Other livestock death by <i>dzongkhag</i> , 2021	41
Table 4.01 Dairy production by <i>dzongkhag</i> , 2021	44
Table 4.02 Meat production by <i>dzongkhag</i> , 2021	47
Table 4.03 Fish in the pond by <i>dzongkhag</i> , 2021	50
Table 4.04 Other livestock production by <i>dzongkhag</i> , 2021	51
Table 4.05 Beehives by type, and by <i>dzongkhag</i> , 2021	53

LIST OF FIGURES

Figure 2.01	Census operational plan	6
Figure 3.01	Livestock holding, by type, 2021	15
Figure 3.02	Share of Jersey cross and poultry holders, by <i>dzongkhag</i> , 2021.....	17
Figure 3.03	Average number of cattle from 1989 to 2021	19
Figure 3.04	Average number of improved milch population from 2006 to 2021	20
Figure 3.05	Average number of local milch population from 2006 to 2021	20
Figure 3.06	Average number of other livestock population from 1987 to 2021	26
Figure 4.01	Milch population and milk production by <i>dzongkhag</i> , 2021	44
Figure 4.02	Butter and cheese production by <i>dzongkhag</i> , 2021	45
Figure 4.03	Utilization of butter and cheese by <i>dzongkhag</i> , 2021	45
Figure 4.04	Average meat production from 2006-2021	46
Figure 4.05	Share of beef and pork production by <i>dzongkhag</i> , 2021	48
Figure 4.06	Share of chicken and fish production by <i>dzongkhag</i> , 2021	48
Figure 4.07	Average egg production from 2008-2021	51
Figure 4.08	Poultry layer and egg production by <i>dzongkhag</i> , 2021	52
Figure 4.09	Share of wool production by <i>dzongkhag</i> , 2021	53

LIST OF MAPS

Map 3.01	Bovine livestock density by <i>dzongkhag</i> , 2021	17
Map 3.02	Cattle population by <i>dzongkhag</i> , and by breed type, 2021	18
Map 3.03	Bovine milch population by <i>dzongkhag</i> , and by breed type, 2021.....	21
Map 4.01	Meat production by <i>dzongkhag</i> , and by type, 2021	47
Map 4.02	Egg production by <i>dzongkhag</i> , 2021	52

LIST OF STATISTICAL TABLES (ANNEXURE II)

Table A3.01	Brown Swiss Cross population, by <i>dzongkhag</i> , and by <i>gewog</i> , 2021	55
Table A3.02	Brown Swiss Pure population, by <i>dzongkhag</i> , and by <i>gewog</i> , 2021	61
Table A3.03	Holsten Friesian population, by <i>dzongkhag</i> , and by <i>gewog</i> , 2021	67
Table A3.04	Jersey Cross population, by <i>dzongkhag</i> , and by <i>gewog</i> , 2021	73
Table A3.05	Jersey Pure population, by <i>dzongkhag</i> , and by <i>gewog</i> , 2021	79
Table A3.06	Buffalo population, by <i>dzongkhag</i> , and by <i>gewog</i> , 2021	85
Table A3.07	Doeb-Doebum population, by <i>dzongkhag</i> , and by <i>gewog</i> , 2021	91
Table A3.08	Doethra-Doethrum population, by <i>dzongkhag</i> , and by <i>gewog</i> , 2021	97
Table A3.09	Jaba population, by <i>dzongkhag</i> , and by <i>gewog</i> , 2021	103
Table A3.10	Jatsha-Jatsham population, by <i>dzongkhag</i> , and by <i>gewog</i> , 2021	109
Table A3.11	Mithun population, by <i>dzongkhag</i> , and by <i>gewog</i> , 2021	115
Table A3.12	Nublang-Thrabum population, by <i>dzongkhag</i> , and by <i>gewog</i> , 2021	121
Table A3.13	Yak population, by <i>dzongkhag</i> , and by <i>gewog</i> , 2021	127
Table A3.14	Yangku-Yangkum population, by <i>dzongkhag</i> , and by <i>gewog</i> , 2021	133
Table A3.15	Zo-Zom population, by <i>dzongkhag</i> , and by <i>gewog</i> , 2021	139
Table A3.16	Equine population, by <i>dzongkhag</i> , and by <i>gewog</i> , 2021	145
Table A3.17	Pig population, by <i>dzongkhag</i> , and by <i>gewog</i> , 2021	151
Table A3.18	Poultry population, by <i>dzongkhag</i> , and by <i>gewog</i> , 2021	157

Table A3.19	Sheep population, by <i>dzongkhag</i> , and by <i>gewog</i> , 2021.....	163
Table A3.20	Goat population, by <i>dzongkhag</i> , and by <i>gewog</i> , 2021.....	169
Table A3.21	Cat and Dog population, by <i>dzongkhag</i> , and by <i>gewog</i> , 2021.....	175
Table A3.22	Livestock death by type, by <i>dzongkhag</i> and by <i>gewog</i> , 2021.....	181
Table A3.23	Livestock lost by type, by <i>dzongkhag</i> and by <i>gewog</i> , 2021.....	187
Table A4.01	Milk production, by <i>dzongkhag</i> and by <i>gewog</i> , 2021.....	193
Table A4.02	Butter production, by <i>dzongkhag</i> and by <i>gewog</i> , 2021.....	199
Table A4.03	Cheese production, by <i>dzongkhag</i> and by <i>gewog</i> , 2021.....	205
Table A4.04	Chugo production, by <i>dzongkhag</i> and by <i>gewog</i> , 2021.....	211
Table A4.05	Pork production, by <i>dzongkhag</i> and by <i>gewog</i> , 2021.....	217
Table A4.06	Beef production, by <i>dzongkhag</i> and by <i>gewog</i> , 2021.....	220
Table A4.07	Yak meat production, by <i>dzongkhag</i> and by <i>gewog</i> , 2021.....	223
Table A4.08	Chevon production, by <i>dzongkhag</i> and by <i>gewog</i> , 2021.....	226
Table A4.09	Mutton production, by <i>dzongkhag</i> and by <i>gewog</i> , 2021.....	229
Table A4.10	Chicken production, by <i>dzongkhag</i> and by <i>gewog</i> , 2021.....	232
Table A4.11	Fish production, by <i>dzongkhag</i> and by <i>gewog</i> , 2021.....	235
Table A4.12	Egg production, by <i>dzongkhag</i> and by <i>gewog</i> , 2021.....	238
Table A4.13	Honey production, by <i>dzongkhag</i> and by <i>gewog</i> , 2021.....	241
Table A4.14	Wool production, by <i>dzongkhag</i> and by <i>gewog</i> , 2021.....	244

GLOSSARY

ADLO	Assistant dzongkhag livestock officer
AI	Artificial insemination
ASD	Agricultural statistics division
BAFRA	Bhutan agriculture and food regulatory authority
BLDC	Bhutan livestock development corporation
CAPI	Computer assisted personal interviewing
COVID-19	Coronavirus
DAMC	Department of agricultural marketing and cooperatives
DANTAK	Project DANTAK
DLO	Dzongkhag livestock officer
DoA	Department of agriculture
DoL	Department of livestock
DSO	District statistical officer
DVH	Dzongkhag veterinary hospital
FAO	Food and agriculture organization
GDP	Gross domestic product
GLEO	Gewog livestock extension officials
HQ	Head quarter
LC	Livestock census
MT	Metric ton
NSB	National statistics bureau
PMO	Prime minister's office
PWD	Public works department
RGoB	Royal government of bhutan
RNR	Renewable natural resource
RS-TWG	RNR technical working group
RSD	RNR statistics division
STATA	Statistical software package
TA/DA	Travel allowance/Daily allowance
ToE	Training of enumerator
WB	World bank

Livestock Holders

The 2021 Livestock Census of Bhutan (2021 LC) enumerated a total of 54,149 holders, of which, 97.0 percent are permanent holders (about 52,501 households), 2.7 percent were temporary holders (1,473 households) and 0.3 percent were institutional (non-household) holders (175 holders).

The top three locations of permanent holders were Samtse (14.2 percent), Trashigang (9.6 percent) and Monggar (8.6 percent), while the top three locations for temporary holders were Sarpang (13 percent), Punakha (12 percent) and Wangdue Phodrang (11.1 percent). Three *dzongkhags*- Paro (10.9 percent), Sarpang (10.3 percent) and Haa (9.7 percent)- accounted for the highest number of institutional holding in the country.

Livestock Population

The top three livestock types raised by holders included Jersey cross cattle (30 thousand holders), followed by poultry (22 thousand holders) and Nublang-Thrabum cattle (20 thousand holders). Across *dzongkhags*, Trashigang (10 percent), Monggar (9.6 percent) and Sarpang (8.8 percent) had the highest

jersey cross holders compared to other *dzongkhags*. As for poultry, Samtse (24.5 percent), Dagana (10.9 percent), and Chhukha (10.5 percent) *dzongkhags* had more poultry holders than other *dzongkhags*.

A total of 295,444 cattle were recorded in 2021, an increase of 5 percent from 2020, though overall the cattle population has been declining since 2006.

The improved milch population, such as Jersey and Brown Swiss cattle, increased in recent years, while the milch population of local breeds decreased. This seems to indicate that preference for improved livestock breeds increased among small-scale livestock holders in the country.

There were about 116,134 Jersey cows in the country in 2021, of which, roughly 94.0 percent were Jersey cross. Across *dzongkhags*, Sarpang (9.8 percent), Trashigang (8.5 percent) and Monggar (8.4 percent) accounted for the highest number of Jersey cross.

The census recorded about 1,007 Holsten Friesian in 2021. Chhukha (21.6 percent), Trashigang (17.8 percent) and Samtse (16.6 percent) had the highest number of Holsten Friesian. There

were 330 milch Holsten Friesian in the country.

Other livestock population have seen inconsistent growth over the past few decades. For example, the pig population has dropped between 1997 and 2014 and then grew in recent years. Other livestock population, such as yak, equine and sheep dwindled in recent years.

Livestock Birth

The 2021 LC collected information on the number of calves aged less than 1 year, by type. A total of 25,682 calves were recorded for improved livestock and 31,029 calves for other livestock. Nublang-Thrabum (41.0 percent) and Yangku-Yangkum (about 10.9 percent) accounted for the highest number of calves in 2021.

From the total of 5,682 calves for improved livestock, 11.7 percent were reared in Sarpang, 9.4 percent in Samtse and 8.6 percent in Monggar. New born Jersey cross accounted for about 90 percent of total calves born to improved livestock breeds, of which about 55 percent were female.

In terms of calves aged less than 1 year for other bovine livestock, Samtse (14.1 percent), Trashigang (12.1 percent) and Wangdue Phodrang (9.5 percent) were the top three *dzongkhags* for calves born in 2021.

Livestock Lost

The census also gathered information on the number of exits of animals through losses during the reference year. About 7,488 animals were reported lost in 2021, of which, 71.8 percent (5,377 birds) were poultry and 22.5 percent (1,686 cows) were cattle. Wangdue Phodrang (293 cows) and Punakha (175 cows) *dzongkhags* reported the highest loss of cattle in 2021. The loss reported by holders includes only those animals that died or were stolen by someone and for which the holder does not know the whereabouts of the animal.

Livestock Death

A total of 19,790 bovine livestock deaths were reported in 2021, of which Wangdue Phodrang (14.5 percent), Trashigang (11.7 percent) and Monggar (9.1 percent) reported the highest deaths among the *dzongkhags*. About 17,360 cattle deaths were reported, which is about 88 percent of total bovine deaths.

The census reveals that the majority of other livestock deaths were in the poultry category with 891,326 birds dead. Of the total poultry death, five *dzongkhags* reported the highest deaths in the country: Sarpang (26.4 percent), Samtse (23.1 percent), Tsirang (14.3 percent), Chhukha (12.9 percent) and Dagana (12.7 percent).

Dairy Production

The country recorded about 54,654 metric tons (MT) of milk produced in 2021 (down 6 percent from 2020); 1,930 MT (down 8 percent) of butter; 3,154 MT (down 25 percent) of cheese; and 198 MT (up 11 percent) of chugo compared to 2020.

According to the census, Trashigang (6,820 MT), Samtse (4,829 MT) and Wangdue Phodrang (4,559) recorded the highest milk production in the country. The share of total milk production ranged from 1 percent in Gasa to 12.5 percent in Trashigang. Samtse and Wangdue Phodrang accounted for 8.9 percent and 8.4 percent, respectively. The highest national share of butter and cheese production in 2021 were recorded in Trashigang (butter, 17.5 percent; cheese, 19.2 percent), Wangdue Phodrang (butter, 10.4 percent; cheese, 8.9 percent) and Sarpang (butter, 7.4 percent; cheese, 7.6 percent).

Meat Production

Meat production increased in 2021 compared to 2020 in all categories except for pork and chevon production. Pork production decreased by almost 18 percent since the previous year, totaling about 700 MT in 2021. Chevon production showed the largest decrease of more than 30 percent and stood at almost 184 MT in 2021.

Across *dzongkhags*, Monggar, Lhuentse and Trashigang accounted for the highest production of beef, at 15.3 percent, 10.3 percent and 11.8 percent, respectively. For pork production, Sarpang, Tsirang and Samtse accounted for the highest shares, at 33.4 percent, 21.6 percent and 14.7 percent, respectively.

Chicken production saw a small increase of 3 percent from 1,819 MT in 2020 to 1,866 MT in 2021. Sarpang (28.1 percent), Samtse (27.8 percent) and Dagana (13.6 percent) accounted for the highest production of chicken.

Fish Population and Production

The census recorded about 56,839 fish ponds in 2021 covering 288,445 square metres of land. The majority of fish farmers resided in Tsirang (31.6 percent), Dagana (18.2 percent), Samtse (15.7 percent) and Sarpang (15.0 percent) *dzongkhag*. The number of fish reported by holders were based on the number of fingerlings put in the ponds. The stock estimated by holders may be underreported due to the inability to measure increase in stock due to breeding.

Total fish production was 193 MT in 2021, an increase of 18 percent from 2020. Three *dzongkhags* made up more than 92 percent of the total fish production in the country:—Sarpang, Dagana and Tsirang.

Egg Production

Egg production demonstrated an upward trend in recent years prior to 2021. In 2021, total egg production was recorded at a little more than 133 million eggs, a decrease of 21 percent compared to 2020. Across *dzongkhags*, Sarpang accounted for the highest production of eggs, at 29.1 percent, followed by Tsirang at 20.3 percent and Samtse at 6.9 percent. The number of improved poultry layers range from 1k in Gasa to 182k in Sarpang.

Honey Production

The census revealed that there were 7,097 bee holders in the country as of the census reference date. The distribution of bee holders was highly concentrated in the *dzongkhags* of Samtse (32.9 percent), Sarpang (18.2 percent), Dagana (16.0 percent) and Tsirang (15.1 percent).

A total of 21,933 beehives were recorded in 2021, of which, 79 percent

were local and the remaining 21 percent were improved beehives. About 43 MT of honey were produced in 2021, a decrease of 2 percent from the previous year. Sarpang (30.2 percent), Bumthang (23.6 percent), Samtse (18.6 percent) and Tsirang (7.4 percent) recorded the highest honey production in the country.

Wool Production

About 5.8 MT of wool was produced in the country in 2021, which is a drop of 5 percent compared to the previous year. About 85 percent of total wool production were from sheep and the remaining 15 percent were from Yak. In terms of the production share, Samtse (47.9 percent), Trashigang (34.9 percent) and Wangdue Phodrang (7.3 percent) accounted for the highest production of wool in the country. The high production of wool in these *dzongkhags* were driven by their high number of sheep.

Chapter 1

INTRODUCTION

1.1 Background

Livestock production is the significant and growing source of income and growth in many developing worlds. Approximately livestock sector contributed 0.16 percentage points to the overall GDP growth in 2020. The rural households partially or fully depend on livestock for their livelihoods. The livestock rearing provides them with a wide spectrum of benefits, such as cash income from the sale of dairy and livestock products, food, manure and power to plough their fields in many rural parts of Bhutan.

Reliable livestock statistics are important to help develop and implement food security programs, promote and monitor economic growth and poverty reduction policies, and develop sound investment strategies for the livestock sector.

Earlier livestock censuses were conducted by the Department of Livestock (DoL) and the RNR Statistics Division (RSD) of the Ministry of Agriculture and Forests. RSD and its mandate to carry out RNR censuses and surveys were formally transferred to NSB in September 2021 by the government, upon which NSB

established its Agricultural Statistics Division (ASD).

1.2 Census date and reference period

The 2021 LC was conducted from November 6 to December 15, 2021. The reference date for census enumeration was 15 December, 2021, with January to December 2021 as the reference year. This means that the 2021 LC provides population data as of 15th December, 2021 and production data for 2021.

1.3 Objectives of the census

The main objective of the census was to assess the characteristics and performance of Bhutanese livestock farming. The census also had the following specific objectives:

1. Record and maintain reliable information on Bhutan's livestock population and production for development and implementation of food security programs.
2. Establish reliable information on Bhutan's livestock population and production for planning and monitoring of livestock development programs.

3. Collect information on livestock indicators, such as annual livestock population, by characteristics such as breed and production, for development, promotion and monitoring of economic growth.
4. Provide time series data on the livestock population and production for development of livestock-sector investment strategies.

1.4 Scope and coverage

Livestock census is a complete enumeration of livestock holdings at a point in time with respect to well-defined characteristics.

The LC 2021 is based on complete enumeration of livestock holdings, covering the following types of holding:

- *Permanent holders:* holders in the household sector who permanently reside in the village and rear livestock. For example, regular households in the village.
- *Temporary holders:* holders in the household sector who temporarily reside in the village, or are transient holdings rearing livestock, such as DANTAK workers, households residing in PWD Camps, school teachers rearing livestock, etc.
- *Institutional holders:* Institutional holders included all non-household or commercial holdings, such as functional cooperatives/farmers' groups, Dratshang, livestock holding for general schools,

colleges or for any general/common purposes, etc.

- *Government farms:* This included state-owned enterprises, such as livestock farms established by the Government to support the development of the livestock sector by the Department of Livestock (DoL), Ministry of Agriculture and Forests. The following list of government input farms were captured:
 - Bhutan Livestock Development Corporation Limited (BLDC)
 - Regional Poultry and Piggery Breeding Centre, Monggar
 - National Research & Development Centre for Aquaculture, Sarpang
 - National Nublang Breeding Centre, Trashigang
 - Regional Mithun Breeding Farm, Samdrup Jongkhar
 - National Piggery Research and Development Centre, Sarpang
 - Trout Breeding Centre under National Research and Development Centre for Riverine and Lake Fisheries, Haa
 - Regional Centre for Aquaculture, Samdrup Jongkhar
 - National Jersey Breeding Centre, Samtse
 - RCBC farm, Chhukha
 - National Small Ruminants Research & Development Centre, Bumthang
 - Regional Mithun Breeding Farm, Zhemgang
 - Regional Cattle Breeding Centre, Bumthang

- National Equine Research & Development Centre, Bumthang
- Regional Poultry Breeding Centre, Paro
- National Poultry Research Development Centre, Sarpang
- National Nucleus Pig Breeding Centre, Thimphu
- National Dairy Research Centre, Thimphu

1.5 Structure of the report

The livestock census report presented here contains four chapters. The introductory chapter provides the general context of conducting the livestock census, including the objectives of the census and its scope and coverage.

Chapter two describes the methodological and operational procedures implemented in the census, to offer readers and census users a better understanding of how the census results have been obtained and how they should be interpreted. The chapter also describes: stakeholder participation; the design of the questionnaire; data collection and capture; pre-census listing operations; training of enumerators and supervisors; census enumeration; data processing, including data compilation,

consolidation, validation and editing; —and tabulation, analysis, followed by report writing.

Chapters three and four cover the subject matter of the census. Chapter three, describes the different types of livestock population including the herd structure and its dynamics. It also presents the count of animals, by type, on census date, and the number of animals that exited the population through death or other losses during the reference year. Additional information on calves aged less than 1 year are provided to keep track of newborn cattle during the 2021 reference year.

Chapter four presents data on the production of livestock product such as dairy products, meat, eggs, honey and wool. This chapter also includes information on apiculture and aquaculture, such as the numbers of bee farmers, types of beehives, and the number of fish farmers disaggregated by type of fish and size of fish pond. It is worth noting that apiculture, or bee farming, has grown in recent years in Bhutan.

The report concludes with annexes that provide more detailed statistical tables as well as the census questionnaires.



Chapter 2

CENSUS METHOD AND OPERATIONS

2.1 Census preparation

Like any census and survey, the 2021 Livestock Census of Bhutan (2021 LC) followed standard census methodologies and operations to assure quality data.

The initial preparation of the livestock census included drafting a budget proposal in early August 2021. The proposal was submitted to the Prime Minister's Office-PMO to seek funding. Following an assessment of the proposal, it was endorsed by PMO in September, 2021.

Pre-census activities started from early October 2021 and the main census was conducted from 6th November to 15th December 2021, with financial support from the Royal Government of Bhutan (RGoB) and technical support from the renewable natural resources (RNR) statistical technical working group (RS-TWG). The RS-TWG included officials from the Department of Agriculture (DoA), the Department of Livestock (DoL), the Department of Agricultural Marketing and Cooperatives (DAMC), Policy and Planning Division, the Bhutan Agriculture and Food Regulatory Authority (BAFRA) of the

Ministry of Agriculture and Forests (MoAF), and the National Statistics Bureau.

2.1.1 Stakeholder participation

To ensure proper coordination and planning, the NSB, with support of the RS-TWG, convened several rounds of workshops to finalize the questionnaire and census operational plan. Two major stakeholder workshops were conducted at various stages of the census preparatory phase. To seek the support and cooperation of MoAF and agree on census administration and implementation strategies, as well as on the information to be produced by the census, the census operational plan, presented in Figure 2.01, was adopted in view of the current COVID-19 pandemic.

For low-risk *dzongkhags*, the livestock sector in the respective *dzongkhags* supported the NSB with recruitment of university graduates as temporary enumerators for field data collection. The sector also procured transportation for the census field operations, in close collaboration with respective

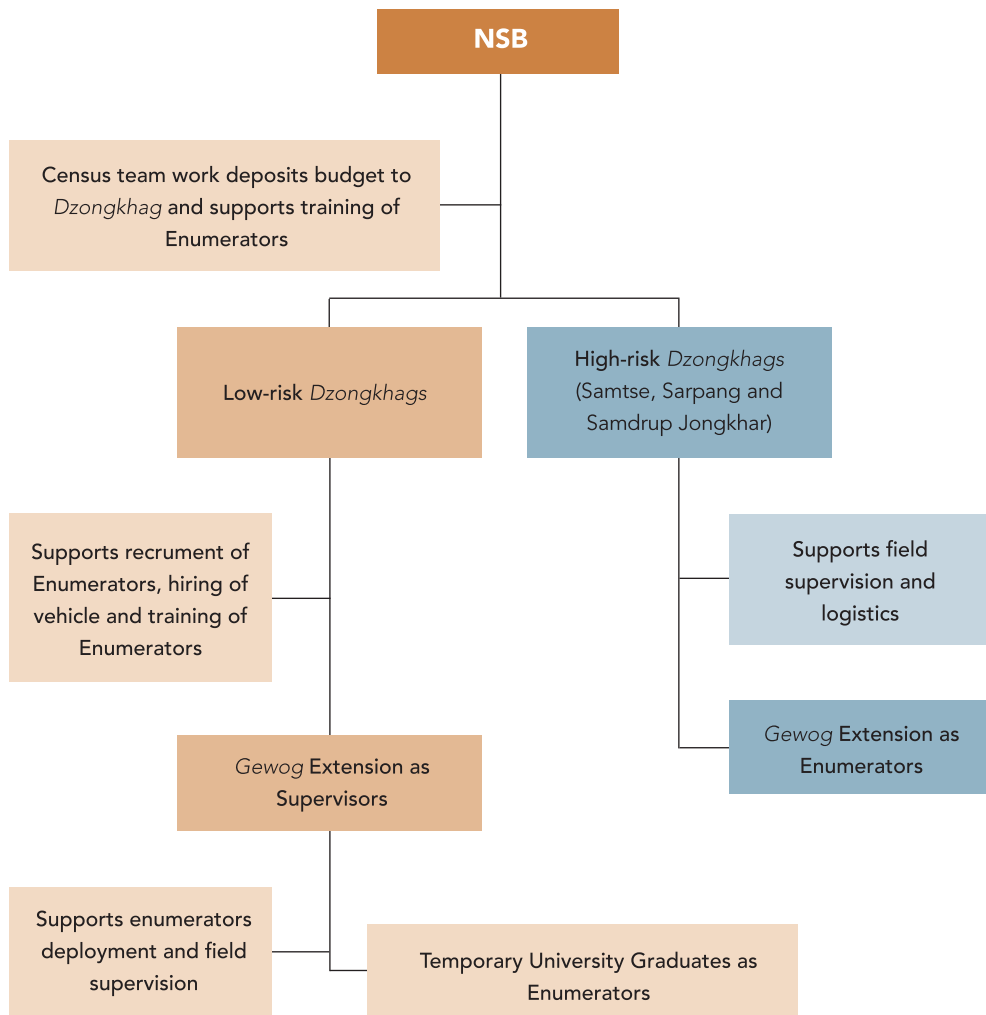


Figure 2.01 Census operational plan

District Statistical Officers (DSOs). Gewog Livestock Extension Officials supported field census supervision and other logistical arrangements for enumerators, such as identification of livestock households, deployment of enumerators, and enumerator lodging and daily allowances.

For high-risk *dzongkhags*, similar

arrangement could not be adopted due to COVID-19 related travel restrictions. Furthermore, the recruitment of graduates as temporary enumerators and the provision of training of enumerators by the NSB was found to be challenging. Gewog Livestock Extension Officials in high-risk *dzongkhags* were provided virtual

training on the installation of software to enable computer assisted personal interviewing (CAPI), how to use the digitized questionnaire, and procedures for implementing data collection in the field. Officials from the *dzongkhag* livestock sector supervised the field data collection.

2.1.2 Questionnaire design

The 2021 LC was conducted by NSB for the first time, with the census questionnaire thoroughly reviewed by members of the RS-TWG. Previous livestock censuses were conducted by the Ministry of Agriculture and Forests. Two versions of the questionnaire were drafted based on recommendations and feedback from stakeholder workshops. The questionnaire version A (available in the Annex) was developed to collect data from households and non-household respondents. Version B was developed to collect information from government livestock farms. The main census questionnaire for households and non-household sectors (see Annex), contained the following modules:

- **Module 1. Identification.** This module had basic information about the name and location of the livestock holders, as well as information about the type of holding collected during the frame listing.
- **Module 2. Livestock bovine population.** This module collected information about the type of bovine livestock, including head

counts, breed type, deaths and livestock lost during the reference year.

- **Module 3. Other livestock population.** This module focused on livestock population other than bovine, and the number by breed, and the number of deaths.
- **Module 4. Aquaculture.** This module collected information about the number of fish ponds, area covered and type of fish that the holder raised.
- **Module 5. Apiculture.** This module was about the rearing of bees, by beehive type, and about honey production.
- **Module 6. Livestock production.** The module focused on livestock products including dairy, meat and other products such as eggs, honey and wool.
- **Module 7. Breeding and fodder.** The module assessed the number of artificial insemination (AI) services availed by livestock holders, and the progeny born from previous AI services. It also included information on the area under improved pastures and winter fodder.
- **Module 8. Biogas.** This module collected information on biogas, sizes of biogas and its functionality.
- **Module 9. Migration.** The last module focused on livestock migration, type of migration type and destination.

The final census questionnaire was

agreed and finalized for implementation using computer assisted personal interviewing (CAPI). Following the finalization of the questionnaires, field instructions were developed to guide the enumerators and were incorporated in the CAPI, or digitized, questionnaire. The CAPI questionnaire was tested several times in census pilot and revised based on the evaluation of the pilot.

2.1.3 Data capture methodology

The World Bank's (WB) Survey Solutions was used to digitize the questionnaire and enter and capture data from respondents. Survey Solutions is a free software package developed by the WB to assist governments, national statistics offices, and NGOs in implementing advanced surveys using mobile devices. The software and digitized questionnaires were loaded into tablets to guide the enumerators through the questionnaire and data collection. This method of digitized data collection and capture is called Computer Assisted Personal Interviewing (CAPI).

A number of consistency and data validation checks were incorporated in the digitized data collection, such as automatic skip patterns. Automatic skip patterns ensure that when specific questions need to be skipped - depending on answers to previous questions - the program automatically guides the enumerator to the next question.

The large number of validation checks incorporated into the digitized questionnaire also helped improve data

quality, by limiting or avoiding errors in data entry or incorrect answers. Furthermore, specific instructions were provided for each question to help enumerators and respondents in dealing with that question. After the data collection was completed, the data were exported from survey solutions to STATA for analysis.

2.1.4 Listing of permanent livestock holders

The listing was conducted in August 2021 with support from the Department of Livestock, Ministry of Agriculture and Forests. Gewog Livestock Extension Officials from 205 *gewogs* updated the list of livestock households residing in their respective *gewogs*, and the updated list, was shared to NSB. The updated list frame received from Gewog Livestock Extension Officials were checked and corrected for inconsistencies to enable enumerators to locate households during the census.

2.2 Enumeration phase

2.2.1 Conduct of pilot census

A pilot census was conducted to check the structure and flow of the questionnaire and to estimate the average time required to enumerate a household. A pilot is important to test the procedures related to enumeration and to improve supervisor training and data processing.

Officials from the Agricultural Statistics Division (ASD) of the NSB conducted the

Table 2.01 Enumerators recruited by *dzongkhag* and date of training conducted, 2021

<i>Dzongkhag</i>	Graduate Enumerators	Date of Training	Group	Remarks
Monggar	24	1-3 November 2021	Group-1	
Trashi Yangtse	8	5-7 November 2021	Group-1	
Trashigang	24	9-11 November 2021	Group-1	
Pema Gatshel	12	13-15 November 2021	Group-1	2 <i>Gewogs</i> under red-zone
Lhuentse	8	1-3 November 2021	Group-2	
Bumthang	7	5-7 November 2021	Group-2	
Trongsa	8	9-11 November 2021	Group-2	
Zhemgang	6	13-15 November 2021	Group-2	4 <i>Gewogs</i> under red-zone
Dagana	16	1-3 November 2021	Group-3	
Tsirang	16	5-7 November 2021	Group-3	
Punakha	12	9-11 November 2021	Group-3	
Gasa	-	13-15 November 2021	Group-3	
Wangdue Phodrang	16	13-15 November 2021	Group-3	
Haa	8	1-3 November 2021	Group-4	
Paro	12	5-7 November 2021	Group-4	
Chhukha	8	9-11 November 2021	Group-4	2 <i>Gewogs</i> under red-zone
Thimphu	4	15-17 November 2021	Group-4	
Sarpang	-	24 October 2021-Virtual	Group-5	Red-zone
Samtse	-	25 October 2021-Virtual	Group-5	Red-zone
Samdrup Jongkhar	-	26 October 2021-Virtual	Group-5	Red-zone
Bhutan	189		5 Groups	

in-house pilot census over a period of two weeks. The findings from the pilot census were used to make necessary corrections and improve the structure and flow of the census questionnaire. The pilot also helped to plan field operations and establish the number of supervisors and enumerators to be recruited to complete field enumeration in the allocated time.

2.2.2 Recruitment and training of census staff

For the main census, 167 *gewog* supervisors and 189 university graduates were deployed as enumerators (see Table 2.01) in low

risk areas. Based on the pilot census, an enumerator was estimated to complete data collection for, or enumerate, 6 households per day. The number of enumerators required in *dzongkhags* were estimated based on the sample household list and estimated enumerations per day.

Gewog Livestock Extension Officials were identified as the supervisors, and a pool of university graduates were selected as temporary enumerators from respective *dzongkhags*. A total of 8 NSB officials were selected as Master Trainers for the Training of Enumerators (ToE) and 9 NSB

officials assigned as Dashboard Managers. The recruitments of enumerators were conducted by officials in the respective *dzongkhag* livestock sector in close collaboration with the District Statistical Officers (DSOs).

The trainings for enumerators were conducted for three days for each *dzongkhag*, from 1st to 17th November, 2021. During the training, enumerators were introduced to the general background of the census and the concepts and definitions of the terms contained in the questionnaire. They were also trained in the various enumeration procedures and in recording responses to the questionnaire electronically in their android device. During the training sessions, mock interviews in different dialects were conducted to equip enumerators with interviewing techniques.

2.2.3 Enumeration

The main census was conducted from 6th November to 15th December 2021. This was a little more than a month to allow for follow-ups on household responses and revisits.

For low-risk *dzongkhags*, the Gewog Livestock Extension Officials supervised the field enumeration by developing the enumerators' deployment plan. The enumerators assigned to specific *gewog* executed the field enumeration.

Furthermore, Dzongkhag Livestock Officials (DLOs/ADLOs) supervised their respective Gewog Livestock Extension

Officials and enumerators to complete the census on time. Apart from the Gewog/Dzongkhag supervisors supervising the fieldwork of the enumerators, there were 9 dashboard managers at NSB headquarters (HQ), who assigned questionnaires to the field teams and checked the quality of the results. The dashboard managers were also tasked to validate the data received from the field.

2.3 Data processing phase

2.3.1 Data compilation and consolidation

After the data were collected from the field, they were compiled and stored in two different data sets. For version A of the questionnaire, the data collected from the household and non-household sectors were extracted from Survey Solutions. For version B, data from the government livestock input farms were maintained separately. Both raw data sets were then exported in STATA format and stored for further cleaning and data validation.

2.3.2 Data checking and editing

During data collection, the dashboard managers helped assign questionnaires to enumerators in the field, and verified the quality and consistency of each completed questionnaire.

The respective *dzongkhag* dashboard manager assigned questionnaires and reviewed and validated the submitted questionnaires. Missing, incomplete, and inconsistent responses were also verified,

and the associated questionnaire was rejected as soon as it was received from an enumerator. Enumerators verified a rejected questionnaire, corrected errors and missing data by calling the associated household, and re-submitted the questionnaire after correction. This iteration process was repeated several times, if required, until the data were corrected. The data were then verified in two additional stages, first by the dashboard managers and then at the NSB HQ.

After the data collection was completed, the consolidated dataset was thoroughly checked to identify any remaining missing values, errors, and inconsistencies. In many cases, data issues were followed up through telephone calls with the households involved to resolve the problems. The final dataset was then made ready for analysis after several rounds of cleaning and validation.

2.4 Analysis and report writing

A tabulation plan and report outline were developed during the census preparation phase. A core set of basic tables was produced in accordance with the tabulation plan. This was used as the basis for the presentation and analysis of results in the census report.

The 2021 LC report writing team was formed internally to draft the respective sections and chapters of the report. The analysis results and report chapters underwent several rounds of internal review.

2.5 Census data quality assurance

The quality of data is of primary importance for accuracy, relevance, reliability and validity of results. The census team implemented measures to support good practices in data collection and to minimize errors in the data collection.

Data quality was enhanced through a variety of measures, from careful attention and stakeholder participation in questionnaire design, to fine tuning the questionnaire, to ensuring the content obtained the most relevant information for key users, such as the Department of Livestock, Ministry of Agriculture and Forests. In data collection, enumerators played an important role in obtaining accurate and quality information from respondents. Thus, training of enumerators (ToE) was conducted for 3-days to provide a thorough understanding of the concepts, definitions, logical reasons for and objectives of the questions to be asked of respondents.

Furthermore, the census team from NSB validated the data collected by supervising enumerators during the CAPI data collection and at the field enumeration level. Some of the validation and consistency checks put in the CAPI-questionnaire also helped to identify or prevent errors in responses and data entries, which helped clean the data during field enumeration.

In the next stage, the completed household questionnaires were also

checked thoroughly at HQ. The HQ census team validated the data by examining the distribution of variables on the livestock population and production after the completion of the census, and performed internal and external validations. Where necessary, the census team randomly called livestock households with questionnaires that needed further data validation.

2.6 Cost of census data collection

The costs of data collection play a key role in determining the quality of data. The costs of 2021 LC data collection was estimated based on the number of census staff (primarily enumerators and field supervisors), the training of enumerators, the likely number of interviews per day per enumerator based on the pilot interview, and costs of other census activities, such as that of hiring of transportation. About ngultrum (Nu.) 15.8 million were released to the 20 *dzongkhags*, of which about Nu. 15.6 million were reported as expenses (see Table 2.02).

2.6.1 Cost of Enumeration

The cost of enumeration included payment of daily subsistence allowance (DSA) to enumerators during the training of enumerators (ToE) and field data collection. University graduates who were recruited as enumerators were paid Nu.400 per day and provided working lunch, tea and snacks during the training of enumerators (ToE), and Nu. 1,100 per day during the field data collection for the duration taken to complete the enumeration. Furthermore, one-time voucher allowances of Nu. 1,000

were paid to enumerators to communicate with the Dashboard Managers in HQ and respondents for any data inconsistency check. For high-risk areas, where field enumeration was conducted by Gewog Livestock Extension Officials, their entitlements were paid as per the RGoB rules and regulations.

The other costs of enumeration included hiring of transportation to move field staff from one enumeration area to another. The number of vehicle to be hired, by *dzongkhag*, was estimated by the NSB HQ team, while the respective *dzongkhags* hired the vehicles locally. A few *dzongkhags* faced challenges hiring vehicles due to the pandemic and resulting high rental costs. NSB HQ helped these *dzongkhags* by hiring transportation centrally. However, the payment for hiring of vehicles was made by the respective *dzongkhags* from funds allocated to them for field operations.

2.6.2 Associated cost of NSB HQ

In addition to the costs of enumeration, there were a few other cost components, such as convening of consultation workshops with the RS-TWG members for drafting the questionnaire and providing master training to the census staff from NSB for ToE in *dzongkhags*. Field monitoring by the NSB census staff was yet another important exercise conducted to ensure the quality of data from the field. The master trainers, upon completion of the ToE, monitored the *dzongkhags* during the field operations.

Table 2.02 Cost of census data collection by *dzongkhag*, 2021

<i>Dzongkhag</i>	Total Work Deposited	Actual Expenditure Reported
Bumthang	473,230	471,653
Chhukha	1,001,280	999,926
Dagana	987,860	982,562
Gasa	225,680	225,680
Haa	501,344	501,344
Lhuentse	627,458	627,458
Monggar	1,706,226	1,706,244
Paro	788,042	780,756
Pema Gatshel	777,022	777,022
Punakha	885,518	854,485
Samdrup Jongkhar	508,920	508,712
Samtse	719,996	638,996
Sarpang	646,710	646,710
Thimphu	487,131	477,293
Trashigang	1,397,199	1,397,199
Trashi Yangtse	770,236	713,323
Trongsa	482,130	482,130
Tsirang	1,165,730	1,165,730
Wangdue Phodrang	1,024,930	1,024,930
Zhemgang	631,781	599,443
NSB HQ		944,334
TOTAL	15,808,423	16,525,930

(BTN Nu.)

2.6.3 Measures taken to reduce the data collection costs

The estimates of data collection costs were based on a number of data collection costs, assumptions and parameters. For example, based on the pilot census, NSB determined the number of households to be enumerated daily by each enumerator as six to eight households on average. Accordingly, enumerators were hired, and deployed in groups of four per vehicle.

Management took various steps to minimize data collection costs and maximize data quality. One example was the use of local enumerators.

Dzongkhags recruited enumerators from their locality, which helped plan for and minimize costs of accommodation and transportation, as well as other logistics costs. Local enumerators were also able to communicate with respondents in their dialect, which enhanced understanding of the questionnaire and improved other aspects of data collection and reporting.

Where possible, the *dzongkhag* livestock sector also collaborated with *gewogs* and *Dzongkhag* Veterinary Hospitals (DVH) for the use of their vehicles during the census, by using their census budgets to cover fuel costs and travel allowance/daily allowance of drivers.



Chapter 3

LIVESTOCK POPULATION

3.1 Introduction

This chapter presents livestock statistics, including the number of animals, by breed and type, and herd structure on the reference day, and their dynamics during the reference period. The census collected detailed statistics on the number of animals, broken down by breed, age and sex. For herd

dynamics, entries and exits of animals from the herd during the reference period were also recorded. Common items collected included the number of births (calf < 1 year old), the number of animal deaths, and the number of live animals lost or stolen during the reference period.

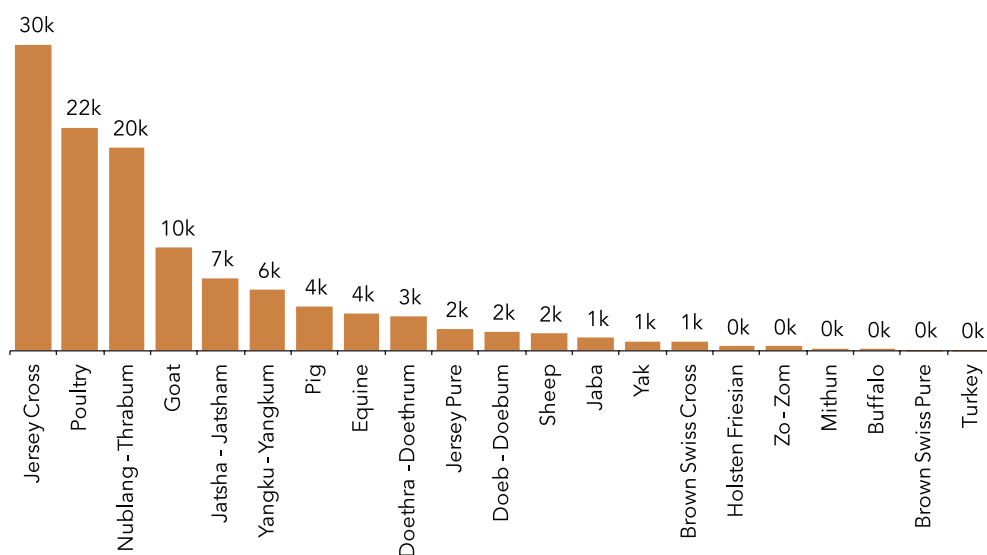


Figure 3.01 Livestock holding, by type, 2021

Table 3.01 Livestock holders, by type, and by *dzongkhag*, 2021

<i>Dzongkhag</i>				(Number)
	Permanent	Temporary	Institutional	TOTAL
Bumthang	1,103	32	7	1,142
Chhukha	3,386	93	3	3,482
Dagana	3,454	56	7	3,517
Gasa	401	5	2	408
Haa	1,029	24	17	1,070
Lhuentse	1,626	25	12	1,663
Monggar	4,536	27	3	4,566
Paro	2,192	81	19	2,292
Pema Gatshel	2,276	55	6	2,337
Punakha	2,073	177	11	2,261
Samdrup Jongkhar	2,823	44	7	2,874
Samtse	7,465	121	5	7,591
Sarpang	3,621	191	18	3,830
Thimphu	676	124	7	807
Trashigang	5,063	62	11	5,136
Trashi Yangtse	2,016	36	4	2,056
Trongsa	1,121	26	5	1,152
Tsirang	3,337	59	8	3,404
Wangdue Phodrang	2,690	163	13	2,866
Zhemgang	1,613	72	10	1,695
Bhutan	52,501	1,473	175	54,149

3.2 Livestock holdings

According to the results of the 2021 LC, a total of 54,149 holders (see Table 3.01) were recorded, of which, 97 percent are permanent holders (52,501 households), 2.7 percent are temporary holders (1,473 households) and about 0.3 percent are non-household sector (175 holders). A majority of permanent holders are in Samtse (14.2 percent), Trashigang (9.6 percent) and Monggar (8.6 percent) while temporary holders are in Sarpang (13 percent), Punakha (12 percent) and Wangdue Phodrang (11.1 percent). Three *dzongkhags*- Paro (10.9 percent), Sarpang (10.3 percent)

and Haa (9.7 percent) -accounted for the highest number of non-household holdings in the country.

In terms of livestock type, the majority of holders raised Jersey cross cattle (30 thousand holders), followed by poultry (22 thousand holders) and Nublang-Thrabum (20 thousand holders). Figure 3.01 shows the livestock holders in 2021 by type of livestock. Across *dzongkhags*, Trashigang (10 percent), Monggar (9.6 percent) and Sarpang (8.8 percent) have the highest jersey cross holders compared to rest of the *dzongkhags*. As for poultry,

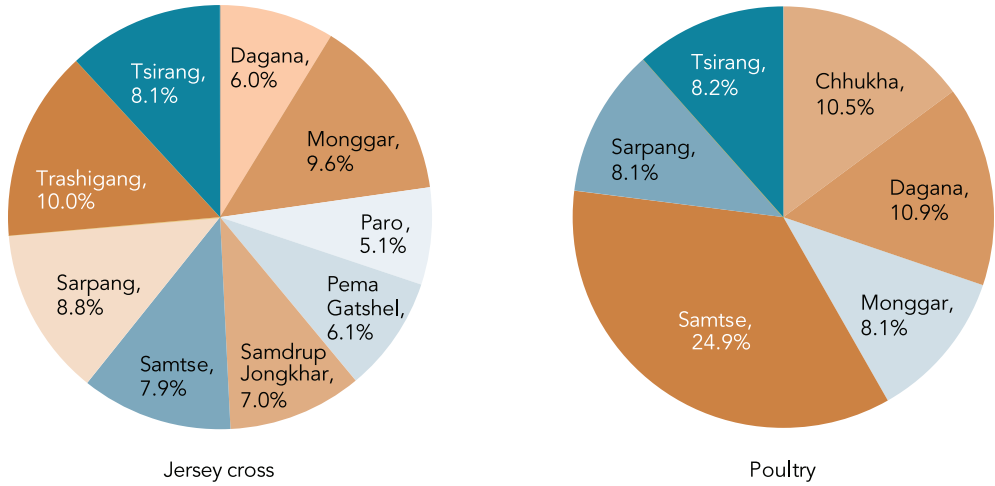


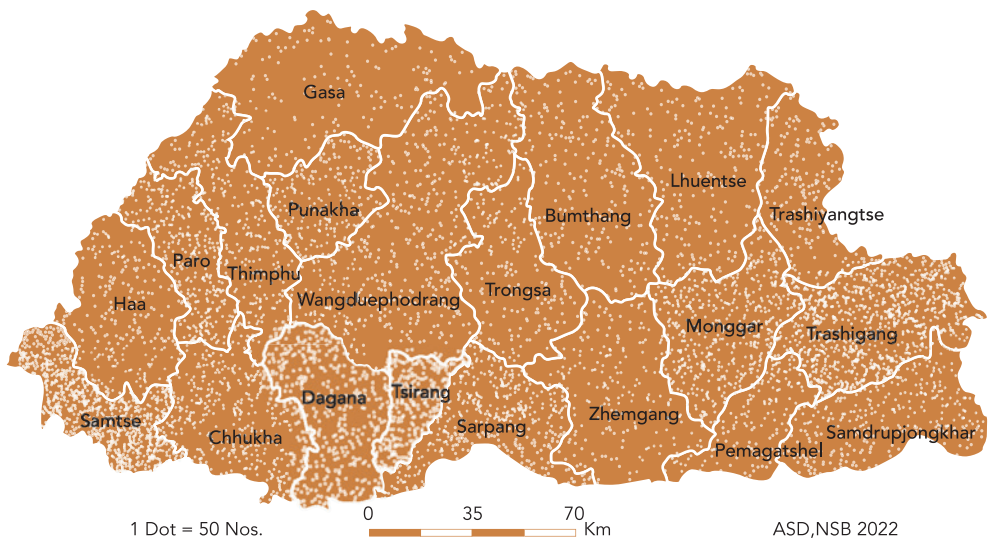
Figure 3.02 Share of Jersey cross and poultry holders, by dzongkhag, 2021

Samtse (24.5 percent), Dagana (10.9 percent), and Chhukha (10.5 percent) dzongkhags have more poultry holders compared to other dzongkhags.

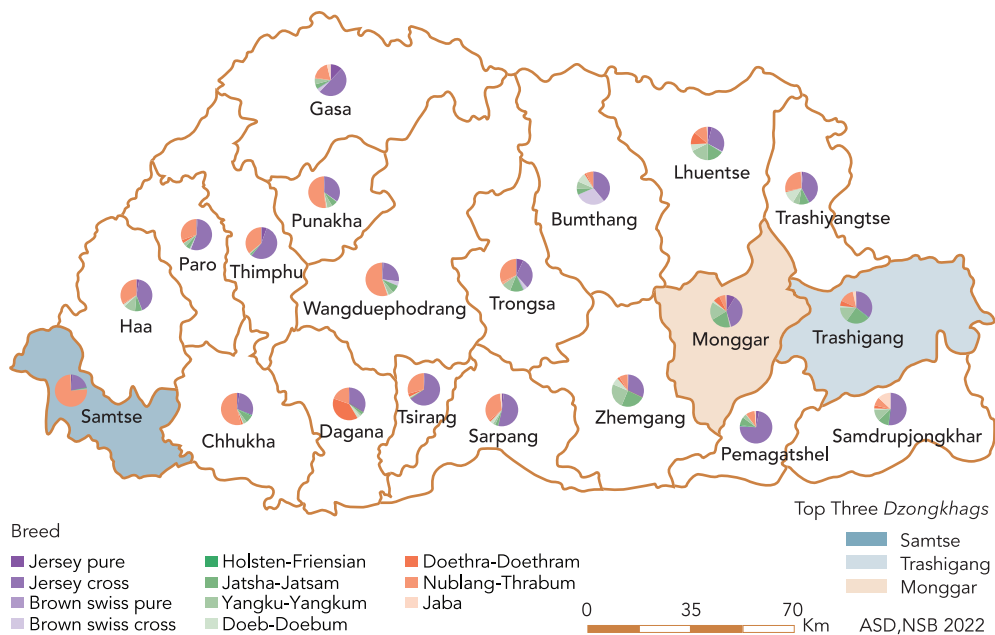
3.3 Livestock herd structure

Livestock are an essential part of the farming system across Bhutan. A wide

range of livestock (see Annex Tables A3.01- A3.21) are reared by holders, including both bovine and other livestock. Map 3.01 shows the bovine density map based on the census data, with bovine density estimated at 9 animals per square km in 2021. Samtse (31 animals per sq. km) had the highest



Map 3.01 Bovine livestock density by dzongkhag, 2021



Map 3.02 Cattle population by *dzongkhag*, and by breed type, 2021

density of bovine animals, followed by Trashigang (20 animals per sq. km) and Tsirang (19 animals per sq. km).

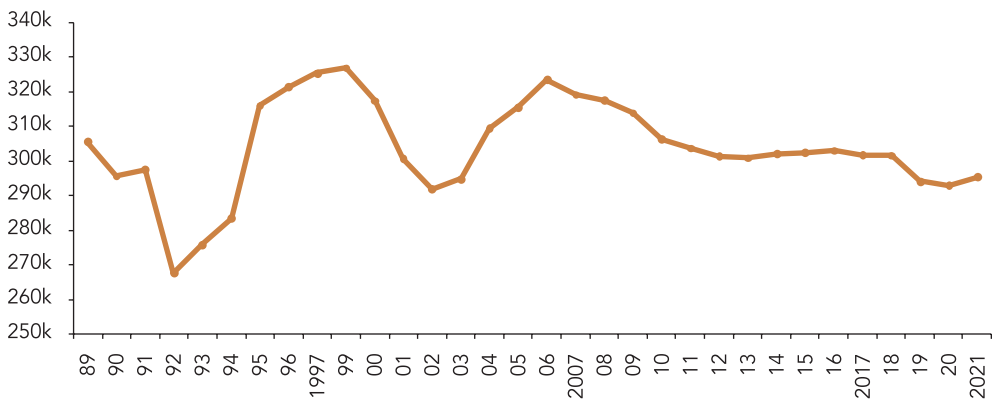
Table 3.02 summarizes livestock population in 2021, by *dzongkhag*. A total of 295,444 cattle (see Map 3.02) was recorded in the 2021 LC, an increase of 5 percent from 2020. Figure 3.03 shows the average cattle population from 1989 to 2021. The cattle population on an average has been declining since 2006.

3.3.1 Milch population

The distribution of improved and other milch population are shown in Table 3.03. The improved milch population, such as Jersey and Brown Swiss cattle breeds, increased in recent years (see Figure 3.05), while the milch population of local breeds decreased (see Figure 3.06). This seems to indicate that preference for improved livestock breeds have increased among small-scale livestock holders in the country. Map 3.03 shows the geographic distribution of the bovine milch population, by breed, in 2021.

Table 3.02 Livestock population by dzongkhag, 2021

Dzongkhag	Bovine population					Other livestock population						
	Cattle	Mithun	Yak	Zo-Zom	Buffalo	Equine	Pig	Poultry	Sheep	Goat	Utility Cat	Utility Dog
Bumthang	9,443	1	2,642	-	-	709	7	7,696	145	20	890	948
Chhukha	20,341	3	-	-	-	247	2,730	98,968	629	8,397	3,156	2,552
Dagana	18,091	-	-	-	16	154	3,605	86,461	77	9,806	3,324	2,933
Gasa	986	-	6,342	-	-	1,817	-	912	21	3	205	206
Haa	8,070	5	4,134	-	-	629	41	16,107	-	50	1,043	1,009
Lhuentse	11,111	11	243	61	-	892	27	33,225	36	13	1,624	704
Monggar	24,881	20	-	1	-	381	120	55,257	1	29	4,214	1,864
Paro	12,133	4	4,012	-	-	1,739	352	88,318	1	68	3,005	4,015
Pema Gatshel	7,434	1	-	-	-	72	127	32,713	-	33	1,724	931
Punakha	11,111	3	-	-	-	307	313	26,583	160	220	2,175	2,403
Samdrup Jongkhar	15,656	22	6	18	6	126	256	49,369	89	1,294	1,561	1,013
Samtse	41,418	3	-	-	232	85	3,891	202,962	5,820	23,704	4,187	4,171
Sarpang	20,762	2	-	-	33	131	4,347	290,678	646	6,076	2,591	1,826
Thimphu	2,804	-	10,933	-	-	1,734	260	38,929	-	36	756	1,077
Trashigang	26,698	34	6,576	10,795	-	1,300	91	38,344	1,881	196	3,160	3,091
Trashigang Yangtse	10,026	2	312	156	-	909	53	13,887	1	21	1,462	871
Trongsa	9,059	2	303	-	-	74	15	20,995	136	68	1,049	568
Tsirang	12,430	-	-	-	98	44	4,580	182,730	47	8,994	3,168	2,654
Wangdue Phodrang	22,384	11	3,139	130	-	463	793	37,516	757	273	2,347	1,656
Zhemgang	9,931	12	-	-	-	503	294	27,800	-	105	1,215	677
Govt. Farms	675	211	-	-	-	102	1,052	34,999	247	171	-	-
Bhutan	295,444	347	38,642	11,161	385	12,418	22,954	1,384,449	10,694	59,577	42,856	35,169

**Figure 3.03** Average number of cattle from 1989 to 2021

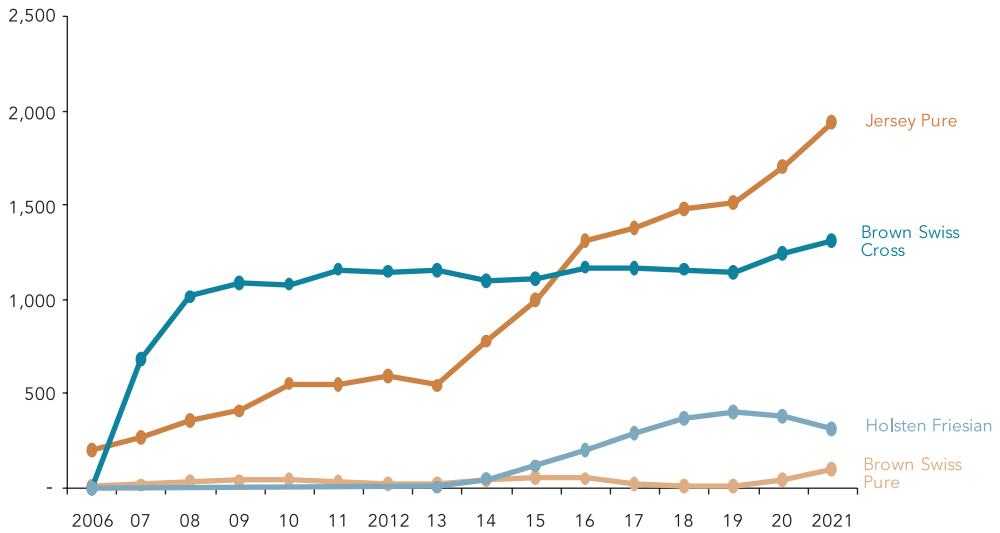


Figure 3.04 Average number of improved milch population from 2006 to 2021

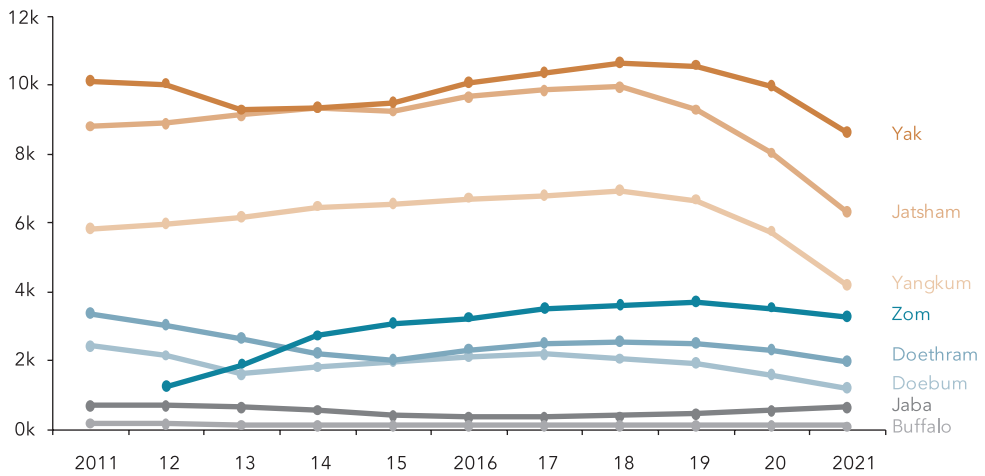
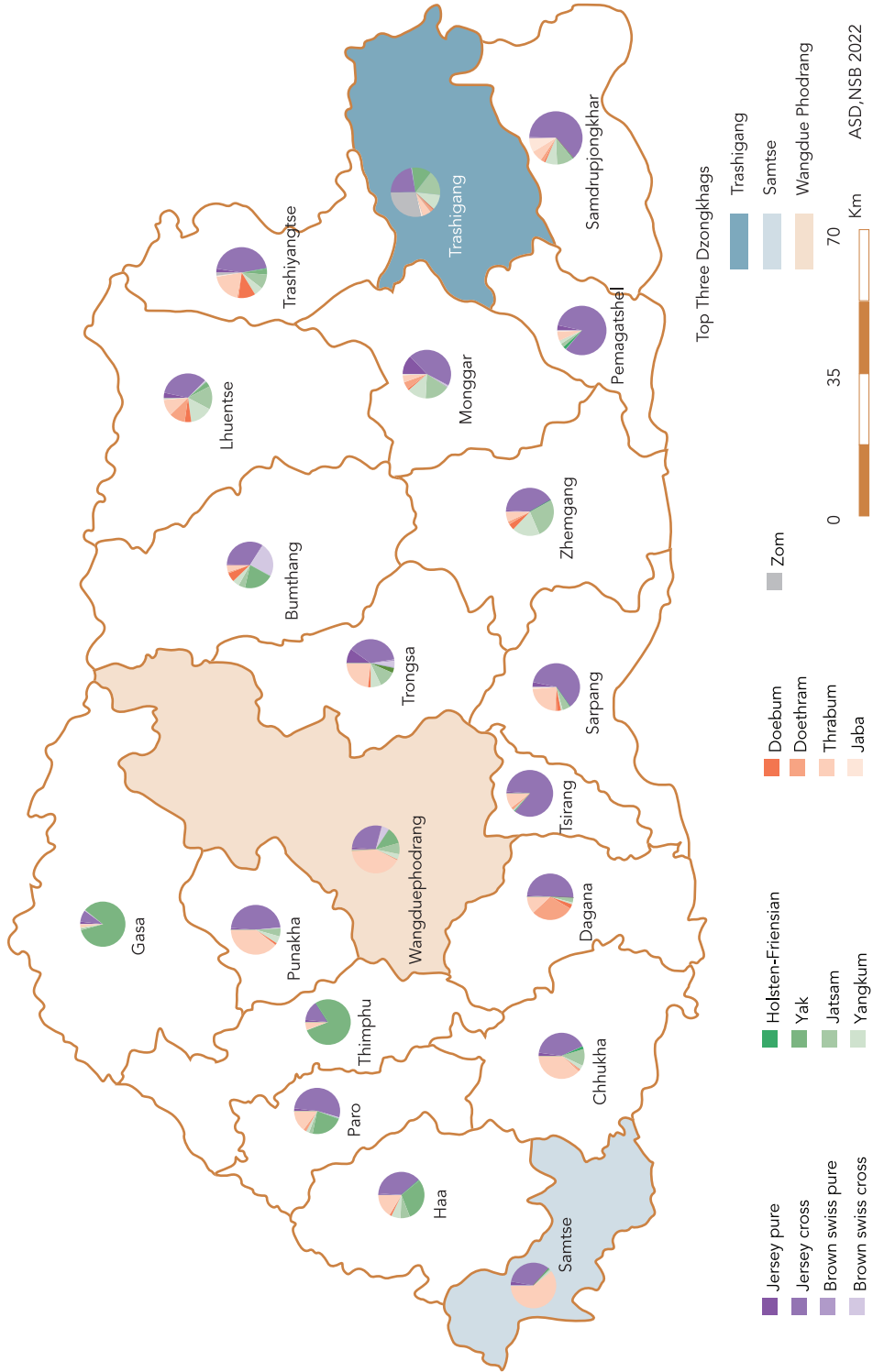


Figure 3.05 Average number of local milch population from 2006 to 2021



Map 3.03 Bovine milk population by dzongkhag, and by breed type, 2021

Table 3.03 Milch population by *dzongkhag*, 2021

<i>Dzongkhag</i>	Improved					Others										Number
	Brown Swiss Cross	Brown Swiss Pure	Jersey Cross	Jersey Pure	Holsten Friesian	Buffalo	Doeb-Doebum	Doethra-Doethrum	Jaba	Jatsha-Jatsham	Mithun	Nublang-Thrubum	Yak	Yangku-Yangkum	Zo-Zom	
Bumthang	805	18	1,147	13	5	-	216	32	-	158	-	169	701	161	-	
Chhukha	2	-	1,539	83	75	-	22	43	-	444	-	1,435	-	116	-	
Dagana	-	-	1,391	28	-	5	85	824	-	91	-	335	-	36	-	
Gasa	7	2	127	27	-	-	1	2	3	16	-	31	1,289	12	-	
Haa	6	-	1,207	37	10	-	36	18	1	210	-	521	964	211	-	
Lhuentse	24	4	836	83	5	-	107	261	12	381	-	266	88	371	23	
Monggar	53	25	2,131	615	5	-	52	232	35	784	-	228	-	604	-	
Paro	29	6	1,916	67	13	-	7	77	-	93	-	547	814	72	-	
Pema Gatshel	2	1	1,410	59	34	-	1	2	15	44	-	99	-	37	-	
Punakha	10	1	938	24	1	-	24	8	-	105	-	780	-	94	-	
Samdrup Jongkhar	-	-	2,429	18	17	2	37	80	330	385	-	256	1	279	5	
Samtse	-	-	2,332	197	50	56	3	1	24	66	-	4,203	-	79	-	
Sarpang	5	-	3,114	169	14	9	134	63	70	261	-	1,150	-	59	-	
Thimphu	-	-	470	51	6	-	2	2	-	2	-	184	2,581	3	-	
Trashigang	6	1	2,370	78	54	-	74	214	141	1,793	-	622	1,398	1,116	3,151	
Trashi Yangtse	4	1	1,014	58	8	-	247	18	16	210	-	444	82	129	44	
Trongsa	96	23	767	203	-	-	34	7	-	231	-	471	69	145	-	
Tsirang	-	1	2,154	34	13	35	6	47	-	6	-	267	-	16	-	
Wangdue Phodrang	271	22	1,552	74	6	-	22	2	-	423	-	2,345	634	211	42	
Zhemgang	-	-	948	23	3	-	97	45	3	614	-	153	-	432	-	
Govt. Farms	14	-	92	3	11	-	-	-	-	-	48	37	-	-	-	
Bhutan	1,334	105	29,884	1,944	330	107	1,207	1,978	650	6,317	48	14,543	8,621	4,183	3,265	

3.3.2 Improved livestock breed profile

Table 3.04 presents the Brown Swiss population, by *dzongkhag*, in 2021. About 4,984 Brown Swiss cattle were recorded in the census, of which 57 percent were in Bumthang *dzongkhag*.

Table 3.05 presents the Jersey

population of government farms in 2021. There were about 116,134 Jersey in the country, of which about 94 percent were Jersey cross. Across *dzongkhags*, Sarpang (9.8 percent), Trashigang (8.5 percent) and Monggar (8.4 percent) had the highest number of Jersey cross cows.

Table 3.04 Brown Swiss population by dzongkhag, 2021

(Number)

Dzongkhag	Cross										Pure								
	Calf <1 year		Heifer	Milch	Dry	Breeding Bull		Bull	Bullock	TOTAL	Calf <1 year		Heifer	Milch	Dry	Breeding Bull	Bull	Bullock	TOTAL
	Male	Female				Male	Female												
Bumthang	209	223	553	805	461	46	435	-	2,732	3	7	14	18	13	2	4	-	61	
Chhukha	-	2	1	2	4	-	5	-	14	-	-	1	-	-	-	-	-	1	
Dagana	-	-	-	-	-	-	-	-	-	-	-	-	-	-	-	-	-	-	
Gasa	4	2	5	7	5	-	12	-	35	-	1	-	2	-	-	1	-	4	
Haa	1	-	2	6	1	-	2	-	12	-	-	1	-	1	-	1	-	3	
Lhuentse	7	7	23	24	12	5	7	-	85	-	2	1	4	1	-	-	-	8	
Monggar	21	24	40	53	18	7	23	-	186	11	5	26	25	13	5	16	-	101	
Paro	8	18	36	29	22	-	19	-	132	2	3	3	6	4	-	2	-	20	
Pema Gatshel	1	-	3	2	1	-	-	-	7	-	-	3	1	-	-	-	-	4	
Punakha	2	2	30	10	5	2	6	-	57	-	-	-	1	-	-	-	-	1	
Samdrup Jongkhar	-	-	-	-	1	-	-	-	1	-	-	-	-	-	-	-	-	-	
Samtse	-	-	2	-	-	-	-	-	2	-	-	-	-	-	-	-	-	-	
Sarpang	-	5	2	5	-	-	-	-	12	-	-	-	-	-	-	-	-	-	
Thimphu	-	-	1	-	-	-	-	-	1	-	-	-	-	-	-	1	-	1	
Trashigang	2	3	5	6	4	2	2	-	24	-	1	-	1	1	2	2	-	7	
Trashy Yangtse	-	3	7	4	2	-	-	-	16	-	-	1	1	-	-	-	-	2	
Trongsa	38	30	79	96	47	16	41	-	347	2	6	18	23	14	2	6	-	71	
Tsirang	-	-	-	-	-	-	-	-	-	1	-	1	1	-	-	-	-	3	
Wangdue Phodrang	70	96	185	271	129	19	151	-	921	7	6	12	22	9	1	2	-	59	
Zhemgang	-	-	-	-	-	-	-	-	-	-	-	-	-	-	-	-	-	-	
Govt. Farms	13	7	8	14	3	-	9	-	54	-	-	-	-	-	-	-	-	-	
Bhutan	376	422	982	1,334	715	97	712	-	4,638	26	31	81	105	56	12	35	-	346	

The census recorded about 1,007 Holsten Friesian in the county in 2021 (see Table 3.06). Chhukha (21.6 percent), Trashigang (17.8 percent) and Samtse (16.6 percent) had the highest number of Holsten Friesian. The number of milching Holsten Friesian is

330 (32.8 percent) of the total recorded.

3.3.3 Other bovine livestock breed profile

The other bovine livestock breed includes breeds commonly found in rural areas, such as mithun, *jatsha-jatsham*,

Table 3.05 Jersey population by dzongkhag, 2021

Dzongkhag	Gross										Pure						(Number)		
	Calf < 1 year		Heifer	Milch	Dry	Breeding Bull	Bull	Bullock	TOTAL	Calf < 1 year		Heifer	Milch	Dry	Breeding Bull	Bull		Bullock	TOTAL
	Male	Female								Male	Female								
Bumthang	219	313	675	1,147	590	119	571	-	3,634	1	5	4	13	6	3	4	-	36	
Chhukha	588	679	1,264	1,539	795	138	802	-	5,805	36	72	83	83	149	46	52	-	521	
Dagana	536	572	1,349	1,391	811	124	1,127	-	5,910	15	17	28	28	37	19	12	-	156	
Gasa	48	59	107	127	60	5	85	-	491	6	7	27	27	24	18	11	-	120	
Haa	273	368	821	1,207	331	48	276	-	3,324	26	21	37	37	90	8	11	-	230	
Lhuentse	253	323	766	836	515	91	400	-	3,184	34	47	83	83	129	59	35	-	470	
Monggar	864	852	2,142	2,131	1,474	223	1,413	-	9,099	172	260	435	615	312	81	288	-	2,163	
Paro	623	706	1,143	1,916	1,099	118	1,010	-	6,615	16	22	18	67	18	2	14	-	157	
Pema Gatshel	468	617	1,268	1,410	761	137	763	-	5,424	20	30	54	59	23	12	27	-	225	
Punakha	305	399	972	938	489	73	596	-	3,772	8	9	27	24	14	-	10	-	92	
Samdrup Jongkhar	910	1,112	1,653	2,429	1,102	108	722	-	8,036	7	10	8	18	7	7	4	-	61	
Samtse	1,033	1,165	1,608	2,332	956	290	996	-	8,380	69	115	131	197	73	15	37	-	637	
Sarpang	1,237	1,635	2,071	3,114	1,436	71	1,138	-	10,702	46	79	57	169	23	12	10	-	396	
Thimphu	147	167	348	470	208	15	190	-	1,545	14	15	38	51	25	3	8	-	154	
Trashigang	742	972	2,069	2,370	1,707	259	1,085	-	9,204	17	31	66	78	41	9	28	-	270	
Trashiyangtse	321	434	911	1,014	651	65	650	-	4,046	19	14	28	58	15	13	19	-	166	
Trongsa	239	321	553	767	391	92	454	-	2,817	66	87	128	203	56	28	70	-	638	
Tsiring	831	951	1,547	2,154	827	62	1,645	-	8,017	16	12	22	34	14	5	12	-	115	
Wangdue Phodrang	476	599	1,260	1,552	808	178	860	-	5,733	18	26	56	74	38	20	38	-	270	
Zhemgang	319	359	681	948	369	109	325	-	3,110	8	6	14	23	6	1	6	-	64	
Govt. Farms	9	43	89	92	66	-	20	-	319	2	2	8	3	1	7	3	-	26	
Bhutan	10,441	12,646	23,297	29,884	15,446	2,325	15,128	-	109,167	616	887	1,352	1,944	1,101	368	699	-	6,967	

Table 3.06 Holsten Friesian population by *dzongkhag*, 2021

<i>Dzongkhag</i>	Calf < 1 year		Heifer	Milch	Dry	Breeding Bull	Bull	Bullock	TOTAL
	Male	Female							
Bumthang	-	3	1	5	-	-	1	-	10
Chhukha	28	30	43	75	26	6	10	-	218
Dagana	-	-	-	-	-	-	-	-	-
Gasa	-	-	-	-	-	-	-	-	-
Haa	1	1	4	10	-	-	-	-	16
Lhuentse	1	3	6	5	2	-	3	-	20
Monggar	-	3	4	5	2	-	-	-	14
Paro	3	6	6	13	2	-	2	-	32
Pema Gatshel	4	12	16	34	8	1	3	-	78
Punakha	-	1	3	1	1	-	1	-	7
Samdrup Jongkhar	3	6	16	17	4	3	3	-	52
Samtse	22	21	38	50	28	3	5	-	167
Sarpang	6	6	3	14	4	1	1	-	35
Thimphu	3	1	2	6	2	-	1	-	15
Trashigang	10	20	50	54	26	7	12	-	179
Trashi Yangtse	6	6	20	8	5	2	12	-	59
Trongsa	-	-	-	-	-	-	-	-	-
Tsirang	6	7	11	13	4	-	3	-	44
Wangdue Phodrang	-	-	2	6	7	-	-	-	15
Zhemgang	2	-	2	3	3	-	-	-	10
Govt. Farms	8	8	6	11	3	-	-	-	36
Bhutan	103	134	233	330	127	23	57	-	1,007

yangku-yangkum, *doeb-doebum*, *doethra-doethram*, *nublang-thrabum*, *jaba*, buffalo, yak, *zo-zom*, equine, pig, poultry, sheep, goat, etc. The details of these livestock, by *dzongkhag* and breed, are provided in Annex Tables A3.06 to A3.21.

The population of other bovine livestock saw inconsistent growth over the past few decades (see Figure 3.06). For example, the pig population

dropped between 1997 and 2014 then grew in recent years. Other livestock populations, such as that of yak, equine and sheep, have been dwindling in recent years.

The census recorded a total of 385 buffalo in 2021 (see Table 3.07), down 3 percent from the previous year; 7,244 *doeb-doebum* (see Table 3.08), down 22 percent; 14,084 *doethra-doe-thrum* (see Table 3.09), up 25 percent

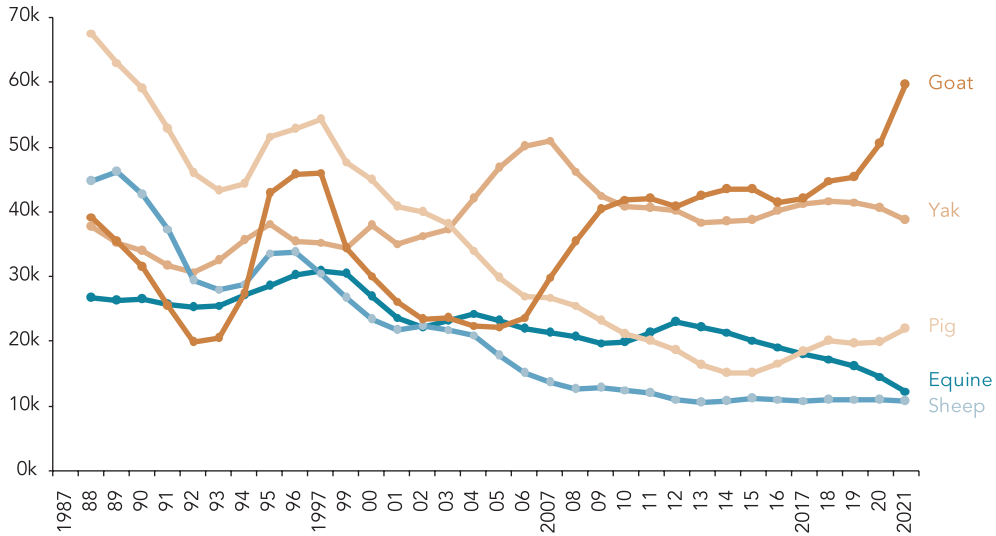


Figure 3.06 Average number of other livestock population from 1987 to 2021

compared to 2020; and 4,008 *jaba* (see Table 3.10).

Furthermore, the census recorded 26,951 *jatsha-jatsham* (see Table 3.11); 347 mithun (see Table 3.12); 98,840 *nublang-thrabum* (see Table 3.13); 38,642 yak (see Table 3.14), down 6 percent; 22,192 *yangku-yangkum* (see Table 3.15), down 13 percent; and 11,161 *zo-zom* (see Table 3.16), up 5 percent compared to 2020.

According to FAO, other domestic animals, such as cats and dogs, should be excluded from livestock statistics unless they are being raised for food or other agricultural purposes. The LC2021 enumerated the number of utility/pet cats and dogs (see Table A3.21) raised by livestock holders as they provide livestock admin support services. Stray dogs and cats are excluded, be it in

urban or in rural areas. Furthermore, if a household has only a dog or a cat but no other livestock, that household was also excluded from the census.

Table 3.07 Buffalo population by *dzongkhag*, 2021

<i>Dzongkhag</i>	Calf < 1 year		Heifer	Milch	Dry	Breeding Bull	Bull	Bullock	TOTAL
	Male	Female							
Bumthang	-	-	-	-	-	-	-	-	-
Chhukha	-	-	-	-	-	-	-	-	-
Dagana	2	1	2	5	2	1	3	-	16
Gasa	-	-	-	-	-	-	-	-	-
Haa	-	-	-	-	-	-	-	-	-
Lhuentse	-	-	-	-	-	-	-	-	-
Monggar	-	-	-	-	-	-	-	-	-
Paro	-	-	-	-	-	-	-	-	-
Pema Gatshel	-	-	-	-	-	-	-	-	-
Punakha	-	-	-	-	-	-	-	-	-
Samdrup Jongkhar	-	1	2	2	-	1	-	-	6
Samtse	26	27	37	56	19	8	43	16	232
Sarpang	2	7	3	9	6	1	5	-	33
Thimphu	-	-	-	-	-	-	-	-	-
Trashigang	-	-	-	-	-	-	-	-	-
Trashi Yangtse	-	-	-	-	-	-	-	-	-
Trongsa	-	-	-	-	-	-	-	-	-
Tsirang	15	16	16	35	3	1	10	2	98
Wangdue Phodrang	-	-	-	-	-	-	-	-	-
Zhemgang	-	-	-	-	-	-	-	-	-
Govt. Farms	-	-	-	-	-	-	-	-	-
Bhutan	45	52	60	107	30	12	61	18	385

3.4 Livestock herd dynamics

Understanding livestock herd dynamics has become important to keep track of entries and exits of animals from the herd for a given reference period. FAO's guidelines on methods for estimating livestock production and productivity recommend, as a minimum, to note the following statistics on livestock:

- Number of births.
- Number of other entries of animals: purchased, received as donation or otherwise acquired.
- Number of animals slaughtered on the farm (including those slaughtered elsewhere but on behalf of the agricultural holding).
- Number of other exits of animals: sold, given or otherwise disposed of.

Table 3.08 Doeb-Doebum population by *dzongkhag*, 2021

<i>Dzongkhag</i>	Calf < 1 year		Heifer	Milch	Dry	Breeding Bull	Bull	Bullock	TOTAL
	Male	Female							
Bumthang	53	56	154	216	150	-	194	69	892
Chhukha	11	10	35	22	23	-	25	23	149
Dagana	29	33	114	85	96	-	136	123	616
Gasa	1	-	-	1	-	-	-	-	2
Haa	19	22	65	36	20	-	25	7	194
Lhuentse	49	35	147	107	204	-	149	34	725
Monggar	31	29	125	52	91	-	144	47	519
Paro	1	4	7	7	9	-	12	5	45
Pema Gatshel	-	1	1	1	5	-	12	11	31
Punakha	8	8	25	24	25	-	35	10	135
Samdrup Jongkhar	20	16	43	37	56	-	32	44	248
Samtse	16	18	22	3	3	-	20	10	92
Sarpang	60	73	151	134	92	-	120	60	690
Thimphu	2	-	1	2	-	-	1	-	6
Trashigang	27	27	80	74	87	-	83	43	421
Trashi Yangtse	83	125	274	247	243	-	270	-	1,242
Trongsa	11	10	39	34	15	-	65	37	211
Tsirang	4	3	20	6	2	-	28	24	87
Wangdue Phodrang	13	11	47	22	34	-	59	26	212
Zhemgang	45	49	185	97	150	-	102	99	727
Govt. Farms	-	-	-	-	-	-	-	-	-
Bhutan	483	530	1,535	1,207	1,305	-	1,512	672	7,244

The breakdown of other exits from the farm include the number of animals sold, of which the number of animals sold for slaughter; the number of animals otherwise disposed of, of which the number of animals disposed for slaughter; the number of dead animals, broken down by causes of death; and other exits, not previously mentioned (stolen or lost animals).

3.4.1 Calf less than 1 year

The 2021 LC collected information on the number of calves less than 1 year of age, by type. Table 3.17 shows the summary of calves less than 1 year old in 2021 for improved livestock breeds, by *dzongkhag* and type. A total of 25,682 calves were recorded in 2021, of which 11.7 percent were from Sarpang, 9.4 percent from Samtse and 8.6 percent from Monggar. New born Jersey cross accounted for about 90 percent of the total calves born for improved livestock.

Table 3.09 Doethra-Doethrum population by *dzongkhag*, 2021

<i>Dzongkhag</i>	Calf < 1 year		Heifer	Milch	Dry	Breeding Bull	Bull	Bullock	TOTAL
	Male	Female							
Bumthang	9	10	31	32	37	-	29	2	150
Chhukha	19	19	122	43	31	-	89	67	390
Dagana	368	341	1,224	824	822	-	2,076	1,371	7,026
Gasa	1	1	-	2	1	-	-	1	6
Haa	3	10	20	18	14	-	6	2	73
Lhuentse	89	91	269	261	275	-	284	57	1,326
Monggar	104	113	400	232	374	-	341	83	1,647
Paro	34	25	57	77	86	-	101	30	410
Pema Gatshel	-	1	3	2	1	-	2	2	11
Punakha	6	-	15	8	13	-	21	8	71
Samdrup Jongkhar	44	51	69	80	80	-	57	83	464
Samtse	1	2	3	1	-	-	2	-	9
Sarpang	29	44	69	63	60	-	73	15	353
Thimphu	2	-	-	2	-	-	-	-	4
Trashigang	76	100	304	214	283	-	290	103	1,370
Trashi Yangtse	9	7	12	18	11	-	24	6	87
Trongsa	1	2	5	7	2	-	7	4	28
Tsirang	17	31	49	47	32	-	111	114	401
Wangdue Phodrang	-	2	6	2	3	-	9	8	30
Zhemgang	26	17	53	45	50	-	24	13	228
Govt. Farms	-	-	-	-	-	-	-	-	-
Bhutan	838	867	2,711	1,978	2,175	-	3,546	1,969	14,084

By gender, about 55 percent of the total calves born for improved livestock were female.

In terms of calves less than 1 year for other bovine livestock (see Table 3.18), a total of 31,029 were recorded in 2021. *Nublang-Thrabum* (41.0 percent) and *Yangku-Yangkum* (10.9 percent) accounted for the highest calves in 2021. Across *dzongkhags*, Samtse accounted for 14.1 percent, Trashigang for 12.1 percent and

Wangdue Phodrang for 9.5 percent of the total calves born in 2021.

3.4.2 Livestock lost

The census gathered information on the number of exits of animals through loss during the 2021 reference period. Holders reported about 7,488 animals as lost in 2021, of which 68.6 percent (5,377 birds) were poultry and 21.5 percent (1,686 cows) were cattle. Table 3.19 shows the number of bovine livestock lost in 2021, by

Table 3.10 Jaba population by *dzongkhag*, 2021

<i>Dzongkhag</i>	Calf < 1 year		Heifer	Milch	Dry	Breeding Bull	Bull	Bullock	TOTAL
	Male	Female							
Bumthang	-	-	-	-	-	-	-	-	-
Chhukha	-	-	-	-	-	-	-	-	-
Dagana	-	-	-	-	-	-	-	-	-
Gasa	1	2	3	3	5	-	14	9	37
Haa	-	1	-	1	-	-	-	1	3
Lhuentse	4	4	20	12	20	7	15	4	86
Monggar	15	17	33	35	46	12	44	9	211
Paro	-	-	-	-	-	-	-	-	-
Pema Gatshel	5	4	25	15	29	2	19	5	104
Punakha	-	-	-	-	-	-	-	-	-
Samdrup Jongkhar	178	171	303	330	270	8	181	590	2,031
Samtse	14	10	25	24	26	-	43	10	152
Sarpang	28	40	69	70	35	1	26	101	370
Thimphu	-	-	-	-	-	-	-	-	-
Trashigang	68	62	199	141	195	14	197	40	916
Trashi Yangtse	5	4	18	16	7	1	22	2	75
Trongsa	-	-	-	-	-	-	-	-	-
Tsirang	-	-	-	-	-	-	1	1	2
Wangdue Phodrang	-	-	-	-	-	-	-	-	-
Zhemgang	-	2	4	3	5	-	1	6	21
Govt. Farms	-	-	-	-	-	-	-	-	-
Bhutan	318	317	699	650	638	45	563	778	4,008

dzongkhag. Wangdue Phodrang (293 cows) and Punakha (175 cows) reported the highest loss of cattle in 2021. The detailed number of animals lost, by *dzongkhag* and type, are provided in Annex Table A3.23. The lost livestock reported by holders includes only those animals who lost their lives or were stolen by someone where the holders do not know the whereabouts of the animals.

The other livestock types lost and reported by holders included equine, pig, poultry, sheep and goat (see Table 3.20). The number of poultry losses reported by holders was alarming, with 5,377 birds lost during the reference year. Of the total number of poultry lost, Samtse (42 percent), Dagana (20 percent) and Chhukha (6 percent) *dzongkhags* reported the highest losses in 2021.

Table 3.11 Jatsha-Jatsham population by dzongkhag, 2021

Dzongkhag	Calf <1 year		Heifer	Milch	Dry	Breeding Bull	Bull	Bullock	TOTAL
	Male	Female							
Bumthang	53	52	114	158	118	-	49	20	564
Chhukha	108	138	280	444	253	-	168	174	1,565
Dagana	42	40	74	91	66	-	106	86	505
Gasa	5	6	4	16	9	-	5	3	48
Haa	45	46	92	210	117	-	42	15	567
Lhuentse	120	137	256	381	286	-	334	240	1,754
Monggar	313	296	570	784	771	-	1,220	977	4,931
Paro	19	26	88	93	43	-	154	123	546
Pema Gatshel	14	17	65	44	57	-	210	183	590
Punakha	38	30	105	105	71	-	197	141	687
Samdrup Jongkhar	133	159	224	385	260	-	112	393	1,666
Samtse	25	18	43	66	52	-	34	16	254
Sarpang	36	32	86	261	110	-	68	45	638
Thimphu	4	2	3	2	6	-	17	12	46
Trashigang	219	281	938	1,793	724	-	1,371	966	6,292
Trashi Yangtse	72	85	111	210	157	-	201	136	972
Trongsa	59	59	120	231	128	-	329	285	1,211
Tsirang	2	1	3	6	2	-	5	2	21
Wangdue Phodrang	111	138	253	423	270	-	313	182	1,690
Zhemgang	206	214	374	614	453	-	148	395	2,404
Govt. Farms	-	-	-	-	-	-	-	-	-
Bhutan	1,624	1,777	3,803	6,317	3,953	-	5,083	4,394	26,951

3.4.3 Livestock death

The census also collected information on the number of animals exiting the herd through death due to any reasons.

About 11,075 holders reported bovine livestock deaths during the reference year. About 13,143 holders reported other livestock deaths, such as equine, pig, poultry, sheep, and goat.

Holders were also asked to report the top three reasons for or causes of death of their animals. Among

many potential reasons, the top three causes of bovine death in 2021 were death due to diseases, wildlife depredation (death due to tiger, bear, etc.) and accident. Table 3.21 shows the number of holders who reported the top three causes of livestock death in 2021. For other livestock, the top three reported reasons for death were death due to other reasons, death due to disease and death due to wildlife predation. Death due to other reasons for poultry, for example, included lack

Table 3.12 Mithun population by *dzongkhag*, 2021

<i>Dzongkhag</i>	Calf < 1 year		Heifer	Milch	Dry	Breeding Bull	Bull	Bullock	(Number)
	Male	Female							TOTAL
Bumthang	-	-	-	-	-	1	-	-	1
Chhukha	-	-	-	-	-	3	-	-	3
Dagana	-	-	-	-	-	-	-	-	-
Gasa	-	-	-	-	-	-	-	-	-
Haa	-	-	-	-	-	5	-	-	5
Lhuentse	-	-	-	-	-	11	-	-	11
Monggar	-	-	-	-	-	20	-	-	20
Paro	-	-	-	-	-	4	-	-	4
Pema Gatshel	-	-	-	-	-	1	-	-	1
Punakha	-	-	-	-	-	3	-	-	3
Samdrup Jongkhar	-	-	-	-	-	22	-	-	22
Samtse	-	-	-	-	-	3	-	-	3
Sarpang	-	-	-	-	-	2	-	-	2
Thimphu	-	-	-	-	-	-	-	-	-
Trashigang	-	-	-	-	-	34	-	-	34
Trashi Yangtse	-	-	-	-	-	2	-	-	2
Trongsa	-	-	-	-	-	2	-	-	2
Tsirang	-	-	-	-	-	-	-	-	-
Wangdue Phodrang	-	-	-	-	-	11	-	-	11
Zhemgang	-	-	-	-	-	12	-	-	12
Govt. Farms	28	20	48	48	45	13	9	-	211
Bhutan	28	20	48	48	45	149	9	-	347

of feed, birds picking each other, birds slaughtered for meat, and birds being predated by domestic animals like dogs and cats.

Table 3.22 shows the summary of the actual number of bovine livestock death by *dzongkhag* in 2021. A total of 19,790 bovine livestock deaths were reported, of which, Wangdue Phodrang (14.5 percent), Trashi Yangtse (11.7 percent) and Monggar (9.1 percent) reported the highest numbers among

the *dzongkhags*. Roughly 17,360 cattle death were reported, which is about 88 percent of total bovine deaths (see Table 3.22). The detailed livestock death in 2021, by *dzongkhag* and by *gewog*, are provided in Annex Table A3.21.

Table 3.23 shows the number of other livestock deaths in 2021, by *dzongkhag*. The majority of other livestock deaths came from the poultry category, with 891,326 deaths. Of the total poultry deaths, five *dzongkhags* reported

Table 3.13 Nublang-Thrabum population by *dzongkhag*, 2021

<i>Dzongkhag</i>	Calf < 1 year		Heifer	Milch	Dry	Breeding Bull	Bull	Bullock	TOTAL
	Male	Female							
Bumthang	49	51	158	169	156	9	104	4	700
Chhukha	639	641	2,005	1,435	1,394	83	2,447	2,361	11,005
Dagana	145	165	557	335	348	35	1,116	860	3,561
Gasa	15	19	32	31	34	2	44	7	184
Haa	207	235	564	521	424	51	448	256	2,706
Lhuentse	122	97	313	266	353	14	254	41	1,460
Monggar	97	86	386	228	355	60	290	77	1,579
Paro	224	205	475	547	575	50	1,043	606	3,725
Pema Gatshel	35	47	167	99	147	12	104	53	664
Punakha	287	290	1,190	780	769	52	1,639	704	5,711
Samdrup Jongkhar	128	114	267	256	231	43	183	94	1,316
Samtse	2,139	2,025	4,792	4,203	3,915	442	7,483	6,444	31,443
Sarpang	536	534	1,116	1,150	912	38	1,337	1,474	7,097
Thimphu	67	87	225	184	135	39	233	41	1,011
Trashigang	246	283	874	622	732	104	927	146	3,934
Trashi Yangtse	152	195	592	444	551	18	642	145	2,739
Trongsa	170	194	461	471	436	28	727	416	2,903
Tsirang	129	132	346	267	192	13	1,329	1,234	3,642
Wangdue Phodrang	881	902	2,547	2,345	1,962	102	2,778	835	12,352
Zhemgang	48	48	186	153	172	19	113	129	868
Govt. Farms	29	31	61	37	39	12	31	-	240
Bhutan	6,345	6,381	17,314	14,543	13,832	1,226	23,272	15,927	98,840

about nine out of every ten poultry deaths: Sarpang (26.4 percent), Samtse (23.1 percent), Tsirang (14.3 percent), Chhukha (12.9 percent) and Dagana (12.7 percent).

Table 3.14 Yak population by *dzongkhag*, 2021

<i>Dzongkhag</i>	Calf<1 year		Heifer	Milch	Dry	Breeding Bull	Bull	Bullock	TOTAL
	Male	Female							
Bumthang	238	257	326	701	394	42	654	30	2,642
Chhukha	-	-	-	-	-	-	-	-	-
Dagana	-	-	-	-	-	-	-	-	-
Gasa	610	593	553	1,289	653	125	1,299	1,220	6,342
Haa	406	429	666	964	422	115	984	148	4,134
Lhuentse	28	25	18	88	31	14	12	27	243
Monggar	-	-	-	-	-	-	-	-	-
Paro	373	404	522	814	772	95	1,032	-	4,012
Pema Gatshel	-	-	-	-	-	-	-	-	-
Punakha	-	-	-	-	-	-	-	-	-
Samdrup Jongkhar	-	1	2	1	-	1	-	1	6
Samtse	-	-	-	-	-	-	-	-	-
Sarpang	-	-	-	-	-	-	-	-	-
Thimphu	1,093	1,106	1,021	2,581	920	280	2,115	1,817	10,933
Trashigang	415	553	861	1,398	736	591	1,482	540	6,576
Trashi Yangtse	28	28	31	82	57	9	15	62	312
Trongsa	28	29	59	69	34	7	77	-	303
Tsirang	-	-	-	-	-	-	-	-	-
Wangdue Phodrang	345	341	334	634	444	60	727	254	3,139
Zhemgang	-	-	-	-	-	-	-	-	-
Govt. Farms	-	-	-	-	-	-	-	-	-
Bhutan	3,564	3,766	4,393	8,621	4,463	1,339	8,397	4,099	38,642

Table 3.15 Yangku-Yangkum population by *dzongkhag*, 2021

<i>Dzongkhag</i>	Calf < 1 year		Heifer	Milch	Dry	Breeding Bull	Bull	Bullock	TOTAL
	Male	Female							
Bumthang	57	64	121	161	115	-	125	21	664
Chhukha	55	46	137	116	126	-	98	95	673
Dagana	25	17	54	36	54	-	85	46	317
Gasa	5	7	14	12	8	-	12	1	59
Haa	77	105	226	211	160	-	128	35	942
Lhuentse	143	154	446	371	407	-	378	94	1,993
Monggar	244	261	948	604	853	-	995	526	4,431
Paro	19	23	66	72	99	-	107	65	451
Pema Gatshel	14	12	49	37	49	-	85	50	296
Punakha	27	37	148	94	79	-	132	61	578
Samdrup Jongkhar	97	134	341	279	316	-	157	457	1,781
Samtse	19	21	67	79	47	-	34	15	282
Sarpang	107	111	73	59	38	-	44	37	469
Thimphu	1	1	5	3	5	-	6	-	21
Trashigang	175	320	967	1,116	620	-	607	276	4,081
Trashi Yangtse	55	69	136	129	89	-	123	21	622
Trongsa	47	39	129	145	81	-	235	157	833
Tsirang	5	9	18	16	9	-	20	21	98
Wangdue Phodrang	78	104	236	211	149	-	221	103	1,102
Zhemgang	166	190	503	432	490	-	292	426	2,499
Govt. Farms	-	-	-	-	-	-	-	-	-
Bhutan	1,416	1,724	4,684	4,183	3,794	-	3,884	2,507	22,192

Table 3.16 Zo-Zom population by dzongkhag, 2021

(Number)

Dzongkhag	Calf<1 year		Heifer	Milch	Dry	Breeding Bull	Bull	Bullock	TOTAL
	Male	Female							
Bumthang	-	-	-	-	-	-	-	-	-
Chhukha	-	-	-	-	-	-	-	-	-
Dagana	-	-	-	-	-	-	-	-	-
Gasa	-	-	-	-	-	-	-	-	-
Haa	-	-	-	-	-	-	-	-	-
Lhuentse	3	4	2	23	4	-	4	21	61
Monggar	-	-	-	-	-	-	-	-	-
Paro	-	-	-	-	-	-	-	-	-
Pema Gatshel	-	-	-	-	-	-	-	-	-
Punakha	-	-	-	-	-	-	-	-	-
Samdrup Jongkhar	4	1	3	5	2	-	2	1	18
Samtse	-	-	-	-	-	-	-	-	-
Sarpang	-	-	-	-	-	-	-	-	-
Thimphu	-	-	-	-	-	-	-	-	-
Trashigang	315	581	1,552	3,151	961	-	2,507	1,728	10,795
Trashi Yangtse	11	28	8	44	-	-	37	28	156
Trongsa	-	-	-	-	-	-	-	-	-
Tsirang	-	-	-	-	-	-	-	-	-
Wangdue Phodrang	16	19	8	42	3	-	42	-	130
Zhemgang	-	-	-	-	-	-	-	-	-
Govt. Farms	-	-	-	-	-	-	-	-	-
Bhutan	349	633	1,573	3,265	970	-	2,592	1,778	11,160

Table 3.17 Calves less than 1 year, by improved livestock, and by dzongkhag, 2021

<i>Dzongkhag</i>						(Number)
	Brown Swiss Cross	Brown Swiss Pure	Holsten Friesian	Jersey Cross	Jersey Pure	TOTAL
Bumthang	432	10	3	532	6	983
Chhukha	2	-	58	1,267	108	1435
Dagana	-	-	-	1,108	32	1140
Gasa	6	1	-	107	13	127
Haa	1	-	2	641	47	691
Lhuentse	14	2	4	576	81	677
Monggar	45	16	3	1,716	432	2212
Paro	26	5	9	1,329	38	1407
Pema Gatshel	1	-	16	1,085	50	1152
Punakha	4	-	1	704	17	726
Samdrup Jongkhar	-	-	9	2,022	17	2048
Samtse	-	-	43	2,198	184	2425
Sarpang	5	-	12	2,872	125	3014
Thimphu	-	-	4	314	29	347
Trashigang	5	1	30	1,714	48	1798
Trashi Yangtse	3	-	12	755	33	803
Trongsa	68	8	-	560	153	789
Tsirang	-	1	13	1,782	28	1824
Wangdue Phodrang	166	13	-	1,075	44	1298
Zhemgang	-	-	2	678	14	694
Govt. Farms	20	-	16	52	4	92
Bhutan	798	57	237	23,087	1,503	25,682

Table 3.18 Calves less than 1 year, by other bovine livestock, and by dzongkhag, 2021

(Number)

<i>Dzongkhag</i>	Buffalo	Doeb- Doebum	Doethra- Doethrum	Jaba	Jatsha- Jatsham	Mithun	Nublang- Thrabum	Yak	Yangku- Yangkum	Zo-Zom	TOTAL
Bumthang	-	109	19	-	105	-	100	495	121	-	949
Chhukha	-	21	38	-	246	-	1,280	-	101	-	1,686
Dagana	3	62	709	-	82	-	310	-	42	-	1208
Gasa	-	1	2	3	11	-	34	1,203	12	-	1266
Haa	-	41	13	1	91	-	442	835	182	-	1605
Lhuentse	-	84	180	8	257	-	219	53	297	7	1105
Monggar	-	60	217	32	609	-	183	-	505	-	1606
Paro	-	5	59	-	45	-	429	777	42	-	1357
Pema Gatshel	-	1	1	9	31	-	82	-	26	-	150
Punakha	-	16	6	-	68	-	577	-	64	-	731
Samdrup Jongkhar	1	36	95	349	292	-	242	1	231	5	1252
Samtse	53	34	3	24	43	-	4,164	-	40	-	4,361
Sarpang	9	133	73	68	68	-	1,070	-	218	-	1,639
Thimphu	-	2	2	-	6	-	154	2,199	2	-	2365
Trashigang	-	54	176	130	500	-	529	968	495	896	3748
Trashy Yangtse	-	208	16	9	157	-	347	56	124	39	956
Trongsa	-	21	3	-	118	-	364	57	86	-	649
Tsirang	31	7	48	-	3	-	261	-	14	-	364
Wangdue Phodrang	-	24	2	-	249	-	1,783	686	182	35	2,961
Zhemgang	-	94	43	2	420	-	96	-	356	-	1011
Govt. Farms	-	-	-	-	-	-	60	-	-	-	60
Bhutan	97	1,013	1,705	635	3,401	-	12,726	7,330	3,140	982	31,029

Table 3.19 Bovine livestock lost by dzongkhag, 2021

Dzongkhag	(Number)					TOTAL
	Cattle	Mithun	Yak	Buffalo	Zo-Zom	
Bumthang	106	-	18	-	-	124
Chhukha	77	1	-	-	-	78
Dagana	149	-	-	-	-	149
Gasa	9	-	7	-	-	16
Haa	80	-	54	-	-	134
Lhuentse	16	-	-	-	1	17
Monggar	92	2	-	-	-	94
Paro	115	-	22	-	-	137
Pema Gatshel	8	-	-	-	-	8
Punakha	175	-	-	-	-	175
Samdrup Jongkhar	65	-	-	-	2	67
Samtse	92	-	-	-	-	92
Sarpang	51	-	-	-	-	51
Thimphu	64	-	37	-	-	101
Trashigang	95	1	4	-	8	108
Trashi Yangtse	55	-	-	-	-	55
Trongsa	93	-	-	-	-	93
Tsirang	10	-	-	-	-	10
Wangdue Phodrang	293	-	73	-	1	367
Zhemgang	41	-	-	-	-	41
Bhutan	1,686	4	215	-	12	1,917

Table 3.20 Other livestock lost by dzongkhag, 2021

Dzongkhag	(Number)					TOTAL
	Equine	Pig	Poultry	Sheep	Goat	
Bumthang	6	-	-	-	-	6
Chhukha	1	1	341	-	-	343
Dagana	-	1	1,072	-	-	1,073
Gasa	1	-	-	-	-	1
Haa	5	-	23	-	-	28
Lhuentse	7	-	112	-	-	119
Monggar	1	-	244	-	-	245
Paro	11	-	64	-	-	75
Pema Gatshel	-	-	106	-	-	106
Punakha	10	-	26	-	-	36
Samdrup Jongkhar	-	10	18	-	-	28
Samtse	-	12	2,252	-	69	2,333
Sarpang	1	5	34	-	-	40
Thimphu	1	-	6	-	-	7
Trashigang	24	-	107	-	-	131
Trashi Yangtse	2	-	40	-	-	42
Trongsa	1	-	331	-	-	332
Tsirang	-	1	252	-	-	253
Wangdue Phodrang	6	-	258	-	17	281
Zhemgang	-	1	91	-	-	92
Bhutan	77	31	5,377	-	86	5,571

Table 3.21 Top three reasons for livestock death by *dzongkhag*, 2021

(Number of holding)

<i>Dzongkhag</i>	Bovine livestock					Other livestock				
	Disease	Wildlife predation	Natural Death	Accident	Others	Disease	Wildlife predation	Natural Death	Accident	Others
Bumthang	140	126	144	108	9	8	9	6	4	1
Chhukha	295	76	62	206	66	270	93	29	40	739
Dagana	276	75	51	130	78	1,064	437	39	94	1,911
Gasa	27	71	14	22	11	24	18	11	5	4
Haa	173	85	48	101	35	13	33	9	8	8
Lhuentse	285	123	84	173	14	158	161	37	35	9
Monggar	601	189	170	507	28	183	202	52	70	15
Paro	150	84	137	97	105	37	32	38	40	27
Pema Gatshel	197	32	54	131	12	56	40	32	32	34
Punakha	167	124	50	131	42	67	55	14	15	42
Samdrup Jongkhar	242	170	169	122	23	53	64	35	24	227
Samtse	403	43	176	334	64	1,383	773	563	652	3,826
Sarpang	184	16	66	81	56	204	68	93	44	1,722
Thimphu	117	106	53	52	19	34	17	7	20	17
Trashigang	728	213	248	411	81	124	80	51	52	41
Trashi Yangtse	286	149	99	156	19	75	49	23	28	35
Trongsa	123	324	60	121	18	22	56	17	17	21
Tsirang	158	3	15	62	178	347	45	16	45	1,598
Wangdue Phodrang	517	738	158	277	46	175	192	38	20	71
Zhemgang	330	258	121	175	28	105	100	40	36	36
Bhutan	5,399	3,005	1,979	3,397	932	4,402	2,524	1,150	1,281	10,384

Table 3.22 Bovine livestock death by dzongkhag, 2021

Dzongkhag	(Number of animal)					TOTAL
	Cattle	Mithun	Yak	Zo-Zom	Buffalo	
Bumthang	687	-	143	-	-	830
Chhukha	909	1	-	-	-	910
Dagana	565	-	-	-	1	566
Gasa	79	-	165	-	-	244
Haa	597	-	191	-	-	788
Lhuentse	706	5	50	2	-	763
Monggar	1,806	2	-	-	-	1,808
Paro	622	-	390	-	-	1012
Pema Gatshel	498	-	-	-	1	499
Punakha	615	-	-	-	-	615
Samdrup Jongkhar	721	1	-	-	-	722
Samtse	1,005	-	-	-	17	1,022
Sarpang	580	-	-	-	-	580
Thimphu	158	-	521	-	-	679
Trashigang	1,855	4	186	274	-	2,319
Trash Yangtse	918	-	32	14	-	964
Trongsa	975	-	18	-	-	993
Tsirang	512	1	-	-	6	519
Wangdue Phodrang	2,473	1	382	21	-	2,877
Zhemgang	1,049	1	-	-	-	1,050
Govt. Farms	30	-	-	-	-	30
Bhutan	17,360	16	2,078	311	25	19,790

Table 3.23 Other livestock death by dzongkhag, 2021

Dzongkhag	(Number of animal)					TOTAL
	Equine	Pig	Poultry	Sheep	Goat	
Bumthang	19	-	77	3	12	111
Chhukha	2	504	114,684	72	1,142	116,404
Dagana	12	905	113,273	10	1,988	116,188
Gasa	28	-	584	-	-	612
Haa	14	6	1,211	-	14	1245
Lhuentse	44	11	1,717	16	-	1788
Monggar	37	52	4,031	-	1	4121
Paro	42	44	5,004	-	-	5090
Pema Gatshel	2	51	4,017	-	2	4072
Punakha	18	60	4,474	4	33	4589
Samdrup Jongkhar	3	267	27,503	22	177	27972
Samtse	1	1,006	205,557	1,161	5,329	213,054
Sarpang	15	2,580	235,332	114	2,358	240,399
Thimphu	33	161	11,961	-	-	12155
Trashigang	25	18	3,847	172	3	4065
Trash Yangtse	61	3	2,123	-	1	2188
Trongsa	2	6	2,070	27	2	2107
Tsirang	-	1,466	127,682	1	1,484	130,633
Wangdue Phodrang	31	284	20,950	41	30	21336
Zhemgang	42	28	3,645	-	9	3724
Govt. Farms	-	843	1,584	23	9	2459
Bhutan	431	8,295	891,326	1,666	12,594	914,312



Chapter 4

LIVESTOCK PRODUCTION

4.1 Introduction

This chapter presents the core livestock products produced in the country either from live or slaughtered and dead animals. Products from slaughtered and dead animals include meat, while products from live animals include milk, butter, cheese, *chugo*, eggs, honey and fibers, such as wool from sheep and yak. While most of the holdings in the household sector are able to precisely report on their number of livestock, most do not keep records of their livestock production and are unable to precisely estimate this production. Directly reporting on this production information was found to be difficult and challenging. For example, questions such as “What is the total milk production during the reference period?” was observed as difficult for holders to answer directly.

Enumerators during the ToE were trained to probe with a set of questions instead of simply asking questions that were there in the questionnaire. The interviewing techniques were demonstrated during the training so that enumerators could get a better

sense and precise estimation of the production that occurred. Estimation of livestock production precisely is a global issue, so FAO recommends asking auxiliary questions to the respondent to enable quality estimation of production amounts. The 2021 LC collected production data for the following groups of livestock products:

- Dairy production;
- Meat production; and
- Other livestock production.

4.2 Dairy production

Data on dairy production included the quantity of milk, butter, cheese and *chugo* produced during the reference period. Milk production refers to the total fresh milk produced, and covers milk production from all bovine livestock. The milk produced from other animals, such as goats and sheep, are not included although recommended by the FAO. According to their less significance to the total Bhutanese economy, the census ignored the milk production from goat and sheep. The key items included in the validation of data for the milk production are the number of milch bovine animals,

Table 4.01 Dairy production by *dzongkhag*, 2021

	(MT)			
<i>Dzongkhag</i>	Milk	Butter	Cheese	Chugo
Bumthang	2,576.32	64.69	108.48	15.67
Chhukha	2,969.41	74.47	143.58	-
Dagana	2,306.96	90.81	106.59	-
Gasa	632.36	33.41	14.67	36.32
Haa	2,624.16	82.11	116.45	19.11
Lhuentse	1,139.76	50.33	95.44	3.01
Monggar	2,997.33	115.54	221.34	-
Paro	2,801.70	78.57	126.9	28.13
Pema Gatshel	1,596.43	81.48	121.9	-
Punakha	1,605.53	64.78	108.78	-
Samdrup Jongkhar	3,376.53	78.02	140.53	-
Samtse	4,828.80	127.19	208.88	-
Sarpang	4,423.15	142.77	239.75	-
Thimphu	1,297.41	37.81	26.78	49.01
Trashigang	6,819.69	337.4	604.9	0
Trashigang Yangtse	1,414.92	60.09	111.89	1.05
Trongsa	1,497.51	54.87	104.02	4.59
Tsirang	3,394.68	91.27	148.88	-
Wangdue Phodrang	4,559.43	201.1	281.75	40.73
Zhemgang	1,541.00	61.84	120.5	-
Govt. Farms	250.98	0.97	2.3	-
Bhutan	54,654.06	1,929.52	3,154.30	197.62

average milk produced per animal per day and the number of lactating days of the animal.

Table 4.1 presents dairy production by *dzongkhag* and by government farms in 2021. In terms of the dairy production, the economy recorded about 54,654 MT (down 6 percent) of milk; about 1,930 MT (down 8 percent) of butter; about 3,154 MT (down 25 percent) of cheese; and about 197 MT (up 11 percent) of chugo compared to 2020. The detailed individual dairy production including utilization, consumption and sales are provided.

4.2.1 Milk production

Figure 4.01 shows milch population and milk production in 2021 by *dzongkhag*. According to the census, Trashigang (6,820 MT), Samtse (4,829 MT) and Wangdue Phodrang (4,559) recorded the highest milk production in the country in 2021. The share in milk production ranged from 1 percent of the

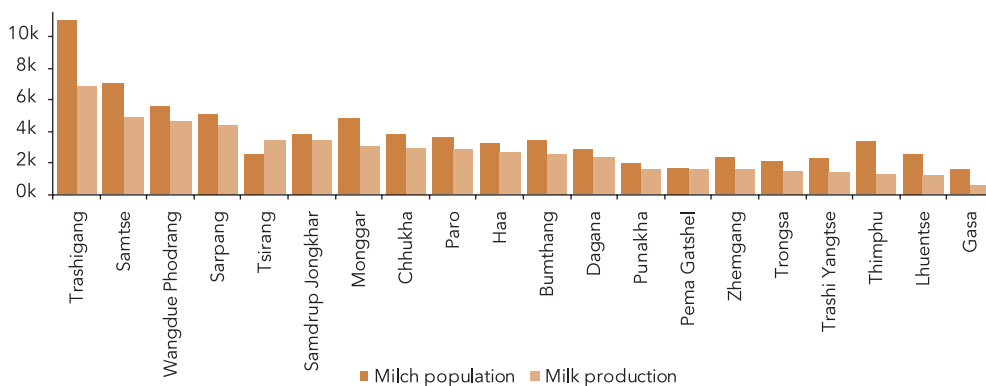


Figure 4.01 Milch population and milk production by *dzongkhag*, 2021

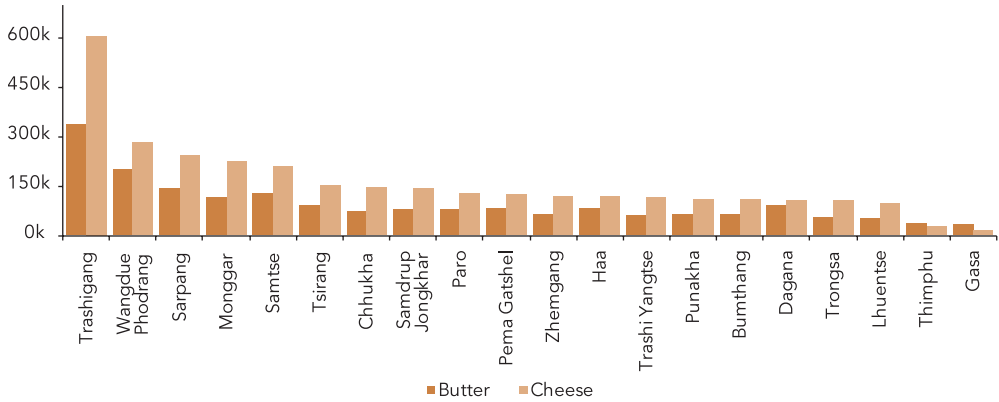


Figure 4.02 Butter and cheese production by dzongkhag, 2021

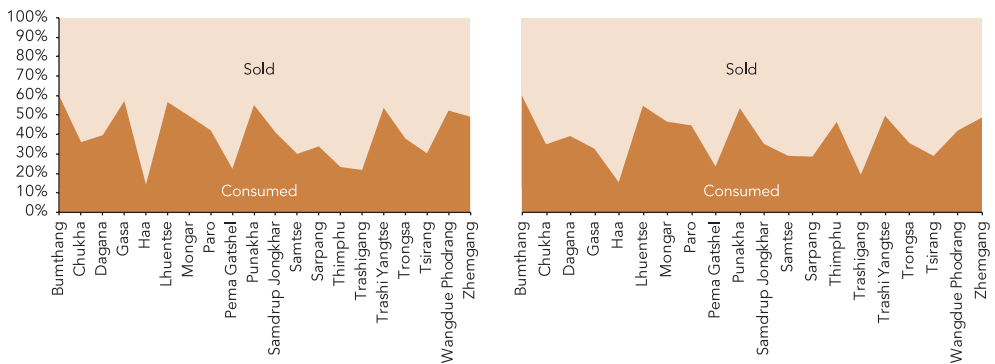


Figure 4.03 Utilization of butter and cheese by dzongkhag, 2021

national total in Gasa to 12.5 percent in Trashigang. Samtse and Wangdue Phodrang accounted for 8.9 percent and 8.4 percent, respectively, of the total milk production in the country.

4.2.2 Butter and Cheese production

Figure 4.02 shows that the highest butter and cheese production in 2021 were recorded in Trashigang (butter-17.5 percent; cheese-19.2 percent), Wangdue Phodrang (butter-10.4 percent; cheese-8.9 percent) and Sarpang

(butter-7.4 percent; cheese-7.6 percent).

The census also collected information on the utilization of dairy products. Here the utilization concept hinges around self-consumption and sales, if any, from total production. Other aspects of utilization, such as dairy products given as gift, bartered for labour, etc., were excluded from the census. Figure 4.03 shows that from the total production of butter and cheese, sales of these products were highest in Haa and Trashigang. This means that for these dzongkhags, the larger share

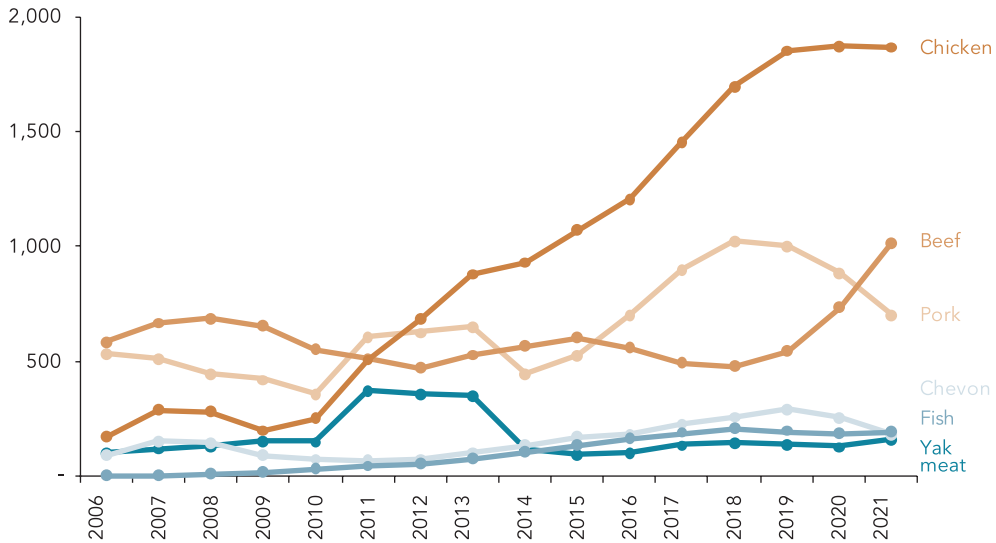


Figure 4.04 Average meat production from 2006-2021

of butter and cheese production are for sales, with some own consumption.

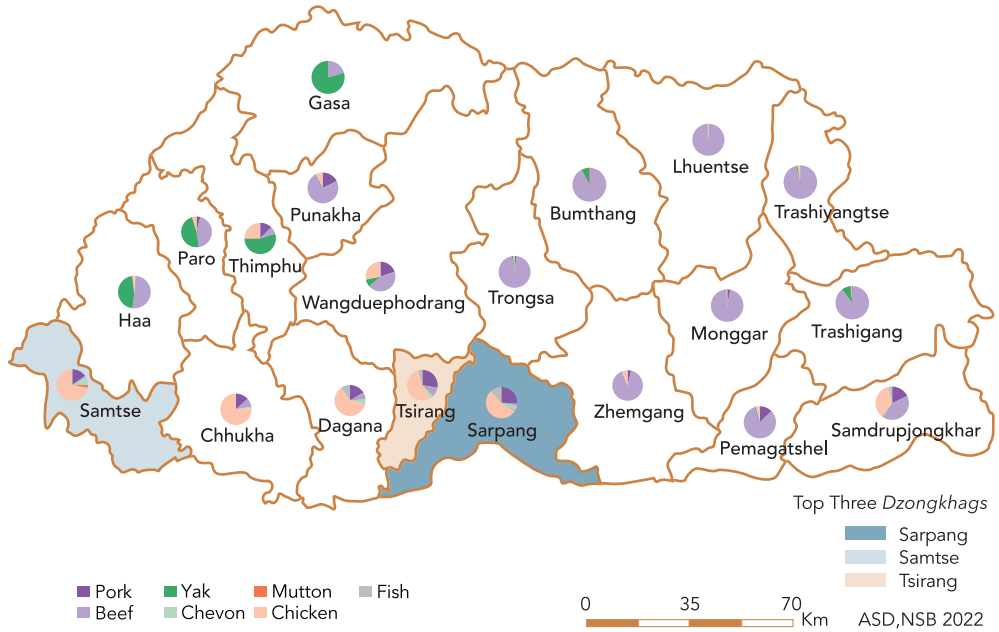
4.3 Meat production

According to the FAO, meat is defined as the flesh of animals (excluding fish) used for food. In production data, meat is normally reported inclusive of bones and exclusive of meat that is unfit for human consumption.

The total meat production in Bhutan was estimated by asking livestock holders about the number of livestock deaths (inclusive of slaughter), livestock diseases, and meat produced during the reference period. While obtaining information on the number of animals slaughtered on the farm or in other slaughtering points is difficult, the meat produced from slaughtered animals can be obtained directly. For example, some individual holders reported meat

production from animals slaughtered for personal consumption during festivals like losar in the rural community.

The common items collected to estimate total meat production included the number of deaths, by category of livestock, and their causes of death. Enumerators during the ToE were trained to probe, if the household reported livestock death during the reference period, about carcass weight, age of the animal and whether or not the meat was consumed. The death of an animal could be due to many reasons, such as disease, wildlife predation, natural death due to old age, etc. Meat produced and unfit for human consumption due to disease was excluded from census meat production statistics. Detailed meat production statistics are provided in Annex Tables A4.05 to Table A4.11.



Map 4.01 Meat production by dzongkhag, and by type, 2021

Table 4.02 Meat production by dzongkhag, 2021

Dzongkhag	Pork	Beef	Yak	Chevon	Mutton	Chicken	Fish
Bumthang	-	90.28	7.32	-	0.01	-	-
Chhukha	41.02	26.81	-	4.04	0.88	230	0.1
Dagana	62.29	26.9	-	19.39	0.14	231.4	36.85
Gasa	-	3	11.58	-	-	-	-
Haa	0.26	11.4	10.36	-	-	0.47	-
Lhuentse	0.32	119.42	-	-	-	0.5	-
Monggar	5.17	155.04	-	0.04	-	0.6	-
Paro	2.83	30.78	33.89	-	-	3.29	-
Pema Gatshel	4.64	30.2	-	0.05	-	1.2	0.2
Punakha	5.57	23.43	-	0.13	-	2.37	-
Samdrup Jongkhar	32.37	75.35	-	3.07	0.41	62.9	6.69
Samtse	100.1	9.71	-	57.09	18.48	471.78	4.61
Sarpang	227.62	15.99	-	55.47	2.32	476.97	100.86
Thimphu	16.93	10.61	74.22	-	-	34.09	-
Trashigang	1.1	104.24	10.54	-	0.08	1.58	-
Trashi Yangtse	0.07	52.92	0.7	0.01	-	1.49	-
Trongsa	0.72	34.8	0.57	0.04	-	0.44	-
Tsirang	147.05	50.87	-	22.21	0.05	288.89	23.19
Wangdue Phodrang	30.37	66.83	12.15	0.17	0.03	40.96	2.06
Zhemgang	3.22	77.74	-	0.02	-	5.38	-
Govt. Farms	18.18	-	-	-	-	11.2	18.41
Bhutan	699.84	1,016.32	161.32	161.73	22.39	1,865.50	192.97

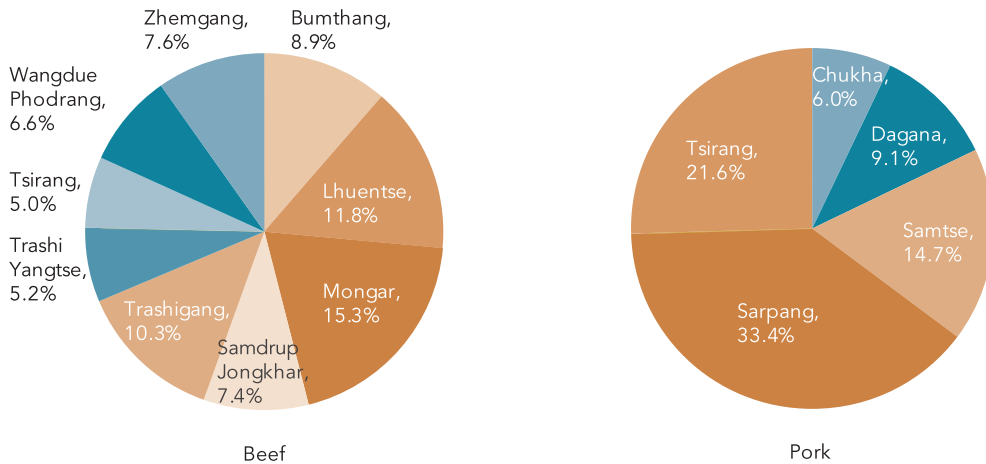


Figure 4.05 Share of beef and pork production by dzongkhag, 2021

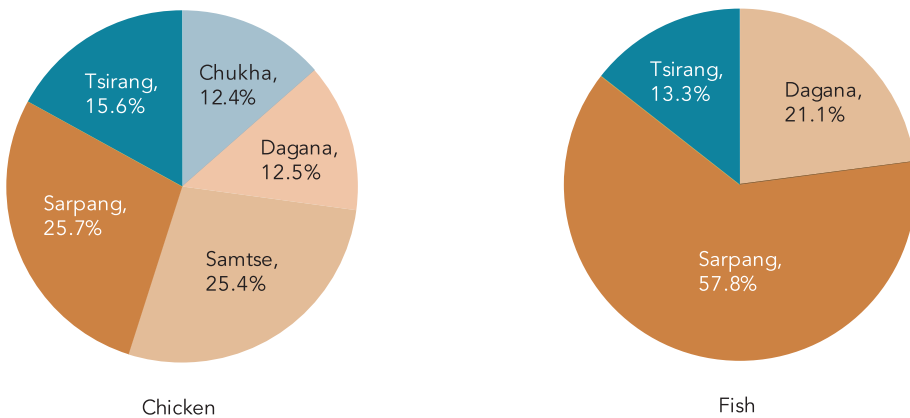


Figure 4.06 Share of chicken and fish production by dzongkhag, 2021

Figure 4.04 presents the 3-year moving average of meat production from 2006 to 2021, and shows an increasing trend in the production of beef and chicken in recent years. The production of other meats, such as that of pork, chevon, fish and yak meat, show a declining trend.

Map 4.01 shows Bhutan’s meat production in 2021, by type of product. Meat production increased in 2021

compared to 2020 in all categories except for pork and chevon. Pork production decreased by almost 18 percent since 2020 and totaled about 700 MT in 2021. Chevon production showed the largest decrease, of more than 30 percent, and stood at almost 184 MT in 2021. Table 4.02 presents detailed meat production in 2021 by dzongkhag.

4.3.1 Beef and Pork production

Figure 4.05 shows beef and pork production in 2021, by *dzongkhag*. Across *dzongkhags*, Monggar, Lhuentse and Trashigang accounted for the highest production of beef, at 15.3 percent, 10.3 percent and 11.8 percent of the national total, respectively. For pork production, Sarpang, Tsirang and Samtse accounted for the highest shares at 33.4 percent, 21.6 percent and 14.7 percent, respectively.

4.3.2 Chicken and Fish production

Chicken production saw a small annual increase of 3 percent from about 1,819 MT in 2020 to 1,866 MT in 2021. Total fish production in 2021 was 193 MT, an increase of 18 percent from 2020. Figure 4.06 shows the share of chicken and fish production by *dzongkhag*, with Sarpang (28.1 percent), Samtse (27.8 percent) and Dagana (13.6 percent) accounted for the highest chicken production in the country. Three *dzongkhags*- Sarpang, Dagana and Tsirang - collectively made up more than 92 percent of total fish production in the country.

4.3.3 Aquaculture

A total of 554 holders reported the practice of aquaculture in 2021. According to FAO, aquaculture is considered as the farming of aquatic organisms, including fish, molluscs, crustaceans and aquatic plants. The 2021 LC, to bring clarity and common understanding, defined aquaculture as the rearing of fish in enclosed structures,

such as ponds. To avoid confusion, capture fisheries from rivers were excluded. If a holder, with or without appropriate licenses, reared fish in a pond and if there was any harvest of fisheries from the ponds, these activities were considered as aquaculture.

The census recorded 56,839 fish ponds covering a total of 288,445 square metres of land. The majority of fish farmers resided in Tsirang (31.6 percent), Dagana (18.2 percent), Samtse (15.7 percent) and Sarpang (15.0 percent) *dzongkhags*. Table 4.03 shows the total stock of fish in the ponds by *dzongkhag*. The number of fish in ponds, as reported by holders, were based on the number of fingerlings put in the ponds. The stock estimated by holders may thus be under reported as this approach did not take into account an increase in stock due to breeding.

4.4 Other livestock production

Other livestock production (see Table 4.04) such as eggs, honey and wool, were also collected in the census. Egg production covers all eggs produced during the reference period, regardless of poultry species. Data were also collected about local poultry (male and female), improved poultry-layer and broilers. Detailed production statistics for other livestock are provided in Annex Tables A4.12 to A4.14.

4.4.1 Egg production

Egg production and the poultry population have generally seen an

Table 4.03 Fish in the pond by dzongkhag, 2021

Dzongkhag	(Number)															
	Com. Carp	Grass Carp	Rohu	Cattla	Brown Trout	Rainbow Trout	Snow Trout	Mrigal	Silver Carp	Sturgeon	Guppy	Molly	Koicarp	Angel	Golden Mahseer	Others
Bumthang	-	-	-	-	-	-	-	-	-	-	-	-	-	-	-	-
Chukha	3,600	9,100	2,350	2,050	-	-	-	500	5,100	-	-	-	-	-	-	4
Dagana	116,739	195,428	4,000	50	-	-	-	4,500	1,050	-	-	-	-	-	-	771
Gasa	-	-	-	-	-	-	-	-	-	-	-	-	-	-	-	-
Haa	-	-	-	-	-	144,038	-	-	-	396	-	-	-	-	-	-
Lhuentse	-	-	-	-	-	-	-	-	-	-	-	-	-	-	-	-
Monggar	-	-	-	-	-	-	-	-	-	-	-	-	-	-	-	-
Paro	-	-	-	-	-	10,000	-	-	-	-	-	-	-	-	-	-
Pema Gatshel	19,100	14,130	-	-	-	-	4,000	5,000	-	-	-	-	-	-	-	-
Punakha	2,000	2,000	6,600	-	-	-	8,000	-	-	-	-	-	-	-	-	-
Samdrup Jongkhar	157,940	147,760	30,250	6,600	-	-	26,008	94,950	-	-	-	-	-	-	-	-
Samtse	16,712	22,126	5,500	3,376	-	-	-	-	-	-	-	-	-	-	-	1,280
Sarpang	381,850	297,500	125,450	130,800	-	-	37,750	9,250	-	-	-	-	-	-	-	-
Thimphu	-	-	-	-	-	-	-	-	-	-	-	-	-	-	-	-
Trashigang	750	1,000	250	-	1,000	-	250	-	-	-	-	-	-	-	-	-
Trashiyangtse	-	-	-	-	-	-	-	-	-	-	-	-	-	-	-	-
Trongsa	-	-	-	-	-	-	-	-	-	-	-	-	-	-	-	-
Tsirang	139,193	150,953	43,709	37,156	-	-	43,848	40,750	-	-	-	-	-	-	-	-
Wangdue Phodrang	5,886	7,940	1,050	-	-	-	-	-	-	-	-	-	-	-	-	-
Zhemgang	8,000	40,500	8,500	-	-	-	6,000	-	-	-	-	-	-	-	-	-
Govt. Farms	325,917	214,693	199,374	10,257	120,028	203,556	229,177	60,696	398	310	418	1,591	-	-	-	
Bhutan	1,177,687	1,103,130	427,033	190,289	121,028	357,594	360,033	216,796	794	310	418	1,591	2,055	-	-	

Table 4.04 Other livestock production by *dzongkhag*, 2021

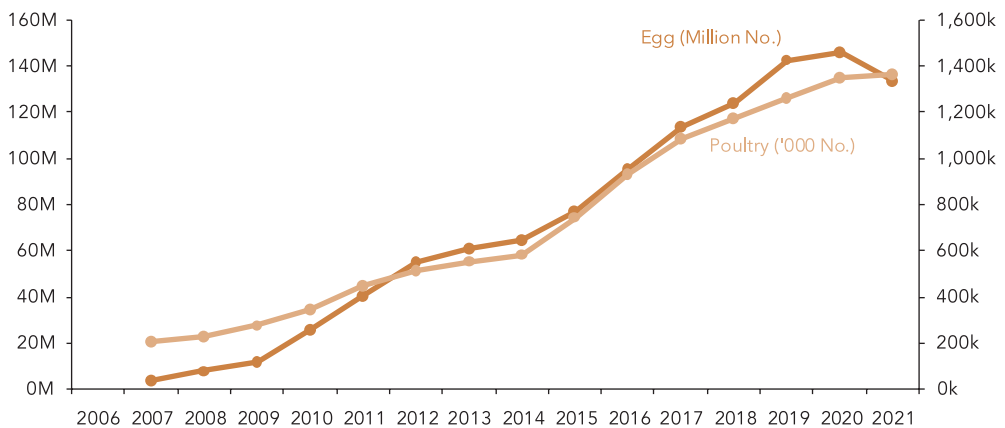
<i>Dzongkhag</i>	(MT unless specified)			
	Egg (Number)	Honey	Yak Wool	Sheep Wool
Bumthang	705,952	10.19	-	0.12
Chhukha	4,244,564	2.82	-	0.18
Dagana	2,997,502	2.89	-	0.03
Gasa	86,054	-	-	-
Haa	1,771,089	1.64	0.01	-
Lhuentse	2,243,122	-	-	0.02
Monggar	6,315,811	0	-	0
Paro	6,874,037	0.32	-	-
Pema Gatsel	4,402,300	0.02	-	-
Punakha	2,091,593	0.16	-	-
Samdrup Jongkhar	5,408,949	0.77	-	-
Samtse	9,053,943	8.05	-	2.76
Sarpang	38,093,283	13.04	-	0.02
Thimphu	4,312,188	0.02	0.11	-
Trashigang	5,535,048	0	0.75	1.27
Trash Yangtse	2,486,975	-	-	0
Trongsa	1,732,129	0	-	0.08
Tsirang	26,629,546	3.21	-	0
Wangdue Phodrang	4,072,696	0.05	-	0.42
Zhemgang	1,870,837	0.01	-	-
Govt. Farms	2,373,941	-	-	-
Bhutan	133,301,559	43.19	0.86	4.91

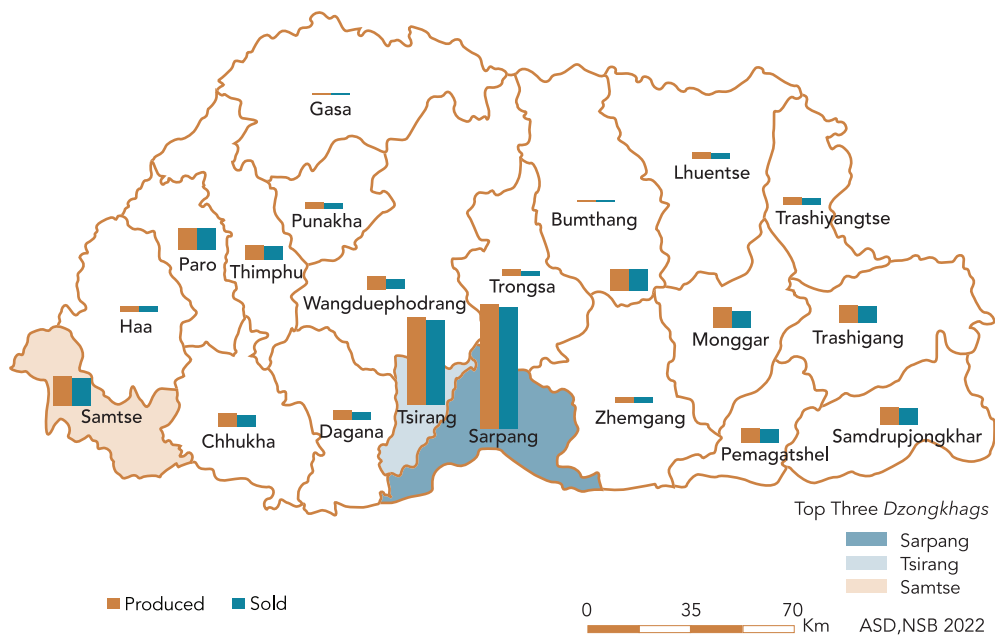
upward trend since 2007, though egg production fell in 2021 (see Figure 4.07). In 2021, total egg production was recorded at a little over 133 million eggs, a decrease of 21 percent compared to 2020.

Across *dzongkhags*, Sarpang alone accounted for the highest egg production with 38 million eggs, or 29.1 percent of the total, followed by Tsirang with 20.3 percent and Samtse with 6.9 percent (see Map 4.03). Figure 4.08 shows the improved poultry layer and egg production, by *dzongkhag*, in 2021. The number of improved poultry layers ranged from 1k in Gasa to 182k in Sarpang.

4.4.2 Apiculture

The census also collected information on the number of holders engaged in the rearing of bees, beehive type and the amount of honey produced. Table 4.05 shows the number of holders engaged in rearing of bees, by *dzongkhag* and type of beehive. The Census revealed

**Figure 4.07** Average egg production from 2008-2021



Map 4.02 Egg production by dzongkhag, 2021

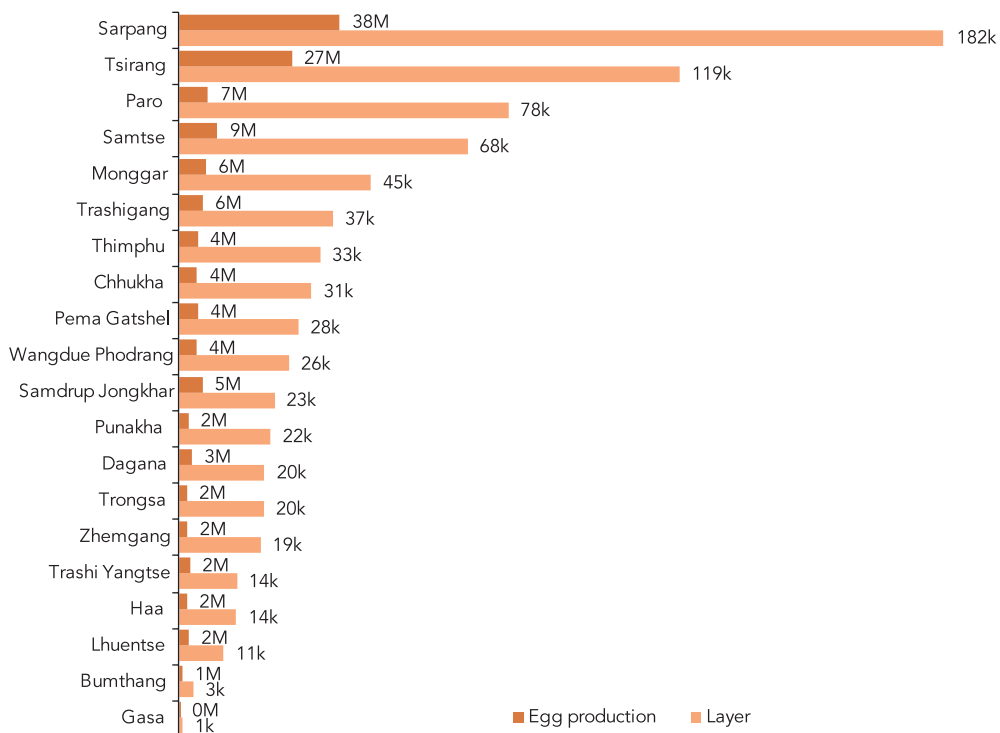


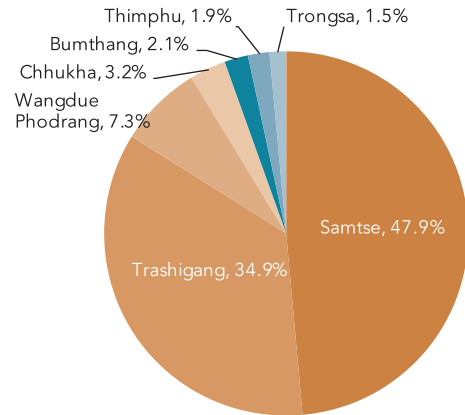
Figure 4.08 Poultry layer and egg production by dzongkhag, 2021

Table 4.05 Beehives by type, and by *dzongkhag*, 2021

<i>Dzongkhag</i>	Number of Holders	(Number)		
		Beehives Type		TOTAL
		Local	Improved	
Bumthang	51	-	841	841
Chhukha	830	1,713	234	1,947
Dagana	1,136	2,440	207	2,647
Gasa	2	-	2	2
Haa	30	28	177	205
Lhuentse	3	2	2	4
Monggar	7	11	2	13
Paro	16	19	24	43
Pema Gatshel	27	62	45	107
Punakha	13	34	15	49
Samdrup Jongkhar	215	438	41	479
Samtse	2,341	4,359	551	4,910
Sarpang	1,293	3,891	586	4,477
Thimphu	8	6	4	10
Trashigang	-	1,503	1,567	3,070
Trashi Yangtse	19	-	-	-
Trongsa	17	26	8	34
Tsirang	1,074	2,490	576	3,066
Wangdue Phodrang	5	3	3	6
Zhemgang	10	16	7	23
Bhutan	7,097	17,041	4,892	21,933

that there were 7,097 bee holders in the country, and they were highly concentrated in Samtse (32.9 percent), Sarpang (18.2 percent), Dagana (16.0 percent) and Tsirang (15.1 percent). A total of 21,933 beehives were recorded in 2021, about 78 percent of which were local and the rest, 22 percent, were improved beehives.

About 43 MT of honey were produced in 2021, a decrease of 2 percent from the previous year. Sarpang (30.2 percent),

**Figure 4.09** Share of wool production by *dzongkhag*, 2021

Bumthang (23.6 percent), Samtse (18.6 percent) and Tsirang (7.4 percent) were recorded as the highest honey producing *dzongkhags* in the country.

4.4.3 Wool production

Bhutan produced about 5.8 MT of wool in 2021, a drop of 5 percent from the previous year. About 85 percent of the total wool produced were from sheep and remaining 15 percent were from Yak. In terms of production share, Samtse (47.9 percent), Trashigang (34.9 percent) and Wangdue Phodrang (7.3 percent) accounted for the highest production of wool in the country, driven by their high number and share of the sheep population. Figure 4.09 shows the share of wool production by *dzongkhag* in 2021, excluding those *dzongkhags* that produced less than 1% of total wool production.



ANNEX TABLES

Table A3.01 Brown Swiss Cross population, by dzongkhag, and by gewog, 2021

Dzongkhag	Gewog	Brown Swiss Cross								TOTAL
		Calf<1 Year		Heifer	Milch	Dry	Breeding Bull	Bull	Bullock	
		Male	Female							
Bumthang		209	223	553	805	461	46	435	-	2,732
	Chhoeckhor	64	78	235	327	174	13	106	-	997
	Tang	14	19	46	78	48	3	61	-	269
	Chhumig	21	19	55	70	66	2	44	-	277
	Ura	110	107	217	330	173	28	224	-	1,189
Chukha		-	2	1	2	4	-	5	-	14
	Bjagchhog	-	-	-	-	3	-	5	-	8
	Bongo	-	-	-	-	-	-	-	-	-
	Chapchha	-	-	-	-	-	-	-	-	-
	Darla	-	2	-	2	-	-	-	-	4
	Getana	-	-	-	-	-	-	-	-	-
	Doongna	-	-	-	-	-	-	-	-	-
	Geling	-	-	-	-	-	-	-	-	-
	Loggchina	-	-	-	-	-	-	-	-	-
	Maedtabkha	-	-	-	-	-	-	-	-	-
	Phuentshogling	-	-	-	-	-	-	-	-	-
	Samphelling	-	-	1	-	1	-	-	-	2
Dagana		-	-	-	-	-	-	-	-	-
	Drukjeygang	-	-	-	-	-	-	-	-	-
	Gozhi	-	-	-	-	-	-	-	-	-
	Karna	-	-	-	-	-	-	-	-	-
	Khebisa	-	-	-	-	-	-	-	-	-
	Largyab	-	-	-	-	-	-	-	-	-
	Tseza	-	-	-	-	-	-	-	-	-
	Tsangkha	-	-	-	-	-	-	-	-	-
	Karmaling	-	-	-	-	-	-	-	-	-
	Dorona	-	-	-	-	-	-	-	-	-
	Gesarling	-	-	-	-	-	-	-	-	-
	Lhamoi Dzingkha	-	-	-	-	-	-	-	-	-
	Nichula	-	-	-	-	-	-	-	-	-
	Tashiding	-	-	-	-	-	-	-	-	-
	Tsenda-Gang	-	-	-	-	-	-	-	-	-

Table A3.01 Brown Swiss Cross population, by dzongkhag, and by gewog, 2021

Dzongkhag	Gewog	Brown Swiss Cross								TOTAL
		Calf<1 Year		Heifer	Milch	Dry	Breeding Bull	Bull	Bullock	
		Male	Female							
Gasa		4	2	5	7	5	-	12	-	35
	Khamaed	1	-	3	-	1	-	3	-	8
	Lunana	-	-	-	-	-	-	-	-	-
	Khatoed	3	2	2	7	4	-	9	-	27
	Laya	-	-	-	-	-	-	-	-	-
Haa		1	-	2	6	1	-	2	-	12
	Bji	1	-	1	5	1	-	1	-	9
	Kar-tshog	-	-	-	-	-	-	-	-	-
	Uesu	-	-	-	-	-	-	1	-	1
	Gakiling(haa)	-	-	-	-	-	-	-	-	-
	Samar	-	-	1	1	-	-	-	-	2
	Sangbay	-	-	-	-	-	-	-	-	-
Lhuentse		7	7	23	24	12	5	7	-	85
	Gangzur	-	1	1	1	3	3	2	-	11
	Khoma	3	-	3	8	1	1	3	-	19
	Kurtoed	1	2	2	3	1	-	-	-	9
	Minjey	-	1	-	1	-	-	-	-	2
	Jarey	1	1	3	3	2	-	-	-	10
	Maenbi	-	-	5	-	1	-	1	-	7
	Maedtsho	-	-	5	3	3	1	-	-	12
	Tsaenkhar	2	2	4	5	1	-	1	-	15
Mongar		21	24	40	53	18	7	23	-	186
	Balam	1	1	2	2	1	1	1	-	9
	Chagsakhar	-	-	-	-	-	-	-	-	-
	Dramedtse	1	-	2	1	-	-	-	-	4
	Na-Rang	-	-	-	-	-	-	-	-	-
	Ngatshang	-	-	-	-	-	-	-	-	-
	Shermuhoong	1	1	5	10	-	-	1	-	18
	Thang-Rong	5	2	6	9	5	-	5	-	32
	Gongdue	-	-	-	-	-	-	-	-	-
	Jurmed	-	-	-	-	-	-	-	-	-
	Kengkhar	-	-	-	-	-	-	-	-	-
	Saling	10	20	20	27	9	5	14	-	105
	Silambi	-	-	1	1	-	1	1	-	4
	Chhaling	-	-	-	-	-	-	-	-	-
	Drepoong	2	-	4	2	3	-	1	-	12
	Monggar	-	-	-	-	-	-	-	-	-
	Tsakaling	1	-	-	1	-	-	-	-	2
	Tsamang	-	-	-	-	-	-	-	-	-

Table A3.01 Brown Swiss Cross population, by dzongkhag, and by gewog, 2021

Dzongkhag	Gewog	Brown Swiss Cross								
		Calf < 1 Year		Heifer	Milch	Dry	Breeding Bull	Bull	Bullock	TOTAL
		Male	Female							
Paro		8	18	36	29	22	-	19	-	132
	Dokar	-	-	-	-	-	-	-	-	-
	Loong-nyi	-	-	-	-	-	-	-	-	-
	Nagya	-	-	3	2	-	-	-	-	5
	Sharpa	-	-	-	-	-	-	-	-	-
	Dopshar-ri	1	2	3	3	3	-	3	-	15
	Doteng	5	13	24	20	10	-	14	-	86
	Hoongrel	-	-	-	-	-	-	-	-	-
	Lamgong	-	-	1	-	1	-	-	-	2
	Tsento	1	2	2	2	3	-	1	-	11
	Wangchang	1	1	3	2	5	-	1	-	13
Pema Gatshel		1	-	3	2	1	-	-	-	7
	Chhimoong	-	-	-	-	-	-	-	-	-
	Chongshing	-	-	-	-	-	-	-	-	-
	Dungmaed	-	-	-	-	1	-	-	-	1
	Khar	-	-	-	-	-	-	-	-	-
	Yurung	1	-	1	1	-	-	-	-	3
	Nanong	-	-	2	1	-	-	-	-	3
	Shumar	-	-	-	-	-	-	-	-	-
	Zobel	-	-	-	-	-	-	-	-	-
	Chhoekhorling	-	-	-	-	-	-	-	-	-
	Dechhenling	-	-	-	-	-	-	-	-	-
	Norboogang	-	-	-	-	-	-	-	-	-
Punakha		2	2	30	10	5	2	6	-	57
	Barp	-	-	-	-	-	1	1	-	2
	Guma	-	-	-	1	-	-	-	-	1
	Goenshari	-	2	23	4	3	1	3	-	36
	Kabisa	-	-	-	-	-	-	-	-	-
	Talog	-	-	1	1	-	-	-	-	2
	Toedpaisa	1	-	3	4	1	-	-	-	9
	Chhubu	-	-	-	-	-	-	-	-	-
	Dzomi	-	-	-	-	-	-	-	-	-
	Lingmukha	-	-	-	-	-	-	-	-	-
	Shelnga-Bjemi	1	-	3	-	1	-	2	-	7
	Toedwang	-	-	-	-	-	-	-	-	-

Table A3.01 Brown Swiss Cross population, by dzongkhag, and by gewog, 2021

Dzongkhag	Gewog	Brown Swiss Cross								
		Calf < 1 Year		Heifer	Milch	Dry	Breeding Bull	Bull	Bullock	TOTAL
		Male	Female							
Samdrup Jongkhar		-	-	-	-	1	-	-	-	1
	Dewathang	-	-	-	-	-	-	-	-	-
	Gomdar	-	-	-	-	-	-	-	-	-
	Orong	-	-	-	-	-	-	-	-	-
	Phuentshogthang	-	-	-	-	-	-	-	-	-
	Wangphu	-	-	-	-	-	-	-	-	-
	Langchenphu	-	-	-	-	-	-	-	-	-
	Lauri	-	-	-	-	1	-	-	-	1
	Martshala	-	-	-	-	-	-	-	-	-
	Pemathang	-	-	-	-	-	-	-	-	-
	Samrang	-	-	-	-	-	-	-	-	-
Serthig	-	-	-	-	-	-	-	-	-	
Samtse		-	-	2	-	-	-	-	-	2
	Duenchukha	-	-	-	-	-	-	-	-	-
	Dophuchen	-	-	-	-	-	-	-	-	-
	Doomtoed	-	-	-	-	-	-	-	-	-
	Tading	-	-	-	-	-	-	-	-	-
	Norbugang	-	-	-	-	-	-	-	-	-
	Phuentshogpelri	-	-	-	-	-	-	-	-	-
	Samtse	-	-	-	-	-	-	-	-	-
	Norgaygang	-	-	-	-	-	-	-	-	-
	Pemaling	-	-	-	-	-	-	-	-	-
	Tashichhoeling	-	-	2	-	-	-	-	-	2
	Tendruk	-	-	-	-	-	-	-	-	-
	Sang-Ngag-Chhoel	-	-	-	-	-	-	-	-	-
Namgyalchhoeling	-	-	-	-	-	-	-	-	-	
Ugyentse	-	-	-	-	-	-	-	-	-	
Yoesetse	-	-	-	-	-	-	-	-	-	
Sarpang		-	5	2	5	-	-	-	-	12
	Samtenling	-	-	-	-	-	-	-	-	-
	Chhuzanggang	-	-	-	-	-	-	-	-	-
	Gelegphu	-	-	-	-	-	-	-	-	-
	Jigme Chhoeling	-	5	2	5	-	-	-	-	12
	Serzhong	-	-	-	-	-	-	-	-	-
	Tareythang	-	-	-	-	-	-	-	-	-
	Umling	-	-	-	-	-	-	-	-	-
	Dekiling	-	-	-	-	-	-	-	-	-
	Chhudzom	-	-	-	-	-	-	-	-	-
	Gakiling	-	-	-	-	-	-	-	-	-
	Senggey	-	-	-	-	-	-	-	-	-
	Shompangkha	-	-	-	-	-	-	-	-	-

Table A3.01 Brown Swiss Cross population, by dzongkhag, and by gewog, 2021

Dzongkhag	Gewog	Brown Swiss Cross								TOTAL
		Calf<1 Year		Heifer	Milch	Dry	Breeding Bull	Bull	Bullock	
		Male	Female							
Thimphu		-	-	1	-	-	-	-	-	1
	Kawang	-	-	-	-	-	-	-	-	-
	Lingzhi	-	-	-	-	-	-	-	-	-
	Naro	-	-	-	-	-	-	-	-	-
	Soe	-	-	-	-	-	-	-	-	-
	Chang	-	-	-	-	-	-	-	-	-
	Darkarla	-	-	-	-	-	-	-	-	-
	Ge-nyen	-	-	-	-	-	-	-	-	-
	Maedwang	-	-	1	-	-	-	-	-	1
Trashigang		2	3	5	6	4	2	2	-	24
	Bartsham	-	-	-	-	-	-	-	-	-
	Bidoong	-	-	-	-	-	-	-	-	-
	Yangnyer	-	-	1	-	-	1	1	-	3
	Shongphu	-	1	-	-	-	-	-	-	1
	Kanglung	-	-	-	-	-	-	-	-	-
	Samkhar	-	-	-	-	-	-	-	-	-
	Udzorong	-	-	-	-	-	-	-	-	-
	Merag	-	-	-	-	-	-	-	-	-
	Phongmed	-	-	-	-	-	-	-	-	-
	Radhi	1	2	3	2	3	-	-	-	11
	Sagteng	1	-	-	3	-	1	1	-	6
	Kangpar	-	-	-	-	-	-	-	-	-
	Thrimshing	-	-	-	-	-	-	-	-	-
	Khaling	-	-	1	1	1	-	-	-	3
	Lumang	-	-	-	-	-	-	-	-	-
Trash Yangtse		-	3	7	4	2	-	-	-	16
	Boomdeling	-	2	6	4	2	-	-	-	14
	Jamkhar	-	1	-	-	-	-	-	-	1
	Tongmajangsa	-	-	-	-	-	-	-	-	-
	Yangtse	-	-	-	-	-	-	-	-	-
	Ramjar	-	-	-	-	-	-	-	-	-
	Khamdang	-	-	-	-	-	-	-	-	-
	Toedtsho	-	-	-	-	-	-	-	-	-
	Yalang	-	-	1	-	-	-	-	-	1
Trongsa		38	30	79	96	47	16	41	-	347
	Draagteng	12	5	18	18	17	4	14	-	88
	Korphu	1	-	1	-	1	4	4	-	11
	Langthil	5	9	11	17	10	2	8	-	62
	Nubi	5	7	15	15	10	2	8	-	62
	Tangsibji	15	9	34	46	9	4	7	-	124

Table A3.01 Brown Swiss Cross population, by dzongkhag, and by gewog, 2021

Dzongkhag	Gewog	Brown Swiss Cross								
		Calf < 1 Year		Heifer	Milch	Dry	Breeding Bull	Bull	Bullock	TOTAL
		Male	Female							
Tsirang		-	-	-	-	-	-	-	-	-
	Barshong	-	-	-	-	-	-	-	-	-
	Patshaling	-	-	-	-	-	-	-	-	-
	Kilkhorthang	-	-	-	-	-	-	-	-	-
	Mendrelgang	-	-	-	-	-	-	-	-	-
	Rangthangling	-	-	-	-	-	-	-	-	-
	Tsholingkhar	-	-	-	-	-	-	-	-	-
	Doonglagang	-	-	-	-	-	-	-	-	-
	Gosarling	-	-	-	-	-	-	-	-	-
	Sergithang	-	-	-	-	-	-	-	-	-
	Pungtenchhu	-	-	-	-	-	-	-	-	-
	Semjong	-	-	-	-	-	-	-	-	-
	Tsirang Toed	-	-	-	-	-	-	-	-	-
Wangdue Phodrang		70	96	185	271	129	19	151	-	921
	Athang	-	-	-	-	-	-	-	-	-
	Bjenag	4	2	5	7	3	-	-	-	21
	Darkar	1	-	1	1	-	-	-	-	3
	Gase Tshogongm	-	1	1	1	1	-	-	-	4
	Gase Tshowogm	-	-	-	-	-	-	-	-	-
	Nahi	-	-	-	-	-	-	-	-	-
	Thedtsho	-	-	-	-	-	-	-	-	-
	Ruebisa	-	-	1	5	1	-	1	-	8
	Dangchhu	5	12	13	22	8	4	11	-	75
	Gangteng	31	26	43	86	36	3	34	-	259
	Kazhi	2	3	12	10	5	2	8	-	42
	Nyishog	2	7	4	11	-	-	1	-	25
	Phangyuel	-	-	-	-	-	-	-	-	-
	Phobji	22	38	101	112	73	10	86	-	442
	Saephu	3	7	4	16	2	-	10	-	42
Zhemgang		-	-	-	-	-	-	-	-	-
	Bardo	-	-	-	-	-	-	-	-	-
	Nangkor	-	-	-	-	-	-	-	-	-
	Shingkhari	-	-	-	-	-	-	-	-	-
	Trong	-	-	-	-	-	-	-	-	-
	Bjoka	-	-	-	-	-	-	-	-	-
	Goshing	-	-	-	-	-	-	-	-	-
	Ngangla	-	-	-	-	-	-	-	-	-
	Phangkhar	-	-	-	-	-	-	-	-	-
TOTAL		363	415	974	1,320	712	97	703	-	4,584

Table A3.02 Brown Swiss Pure population, by dzongkhag, and by gewog, 2021

Dzongkhag	Gewog	Brown Swiss Pure								
		Calf<1 Year		Heifer	Milch	Dry	Breeding Bull	Bull	Bullock	TOTAL
		Male	Female							
Bumthang		3	7	14	18	13	2	4	-	61
	Chhoekhor	-	-	-	-	-	-	-	-	-
	Tang	-	-	-	-	-	-	-	-	-
	Chhumig	-	-	-	-	-	-	-	-	-
	Ura	3	7	14	18	13	2	4	-	61
Chukha		-	-	1	-	-	-	-	-	1
	Bjagchhog	-	-	-	-	-	-	-	-	-
	Bongo	-	-	-	-	-	-	-	-	-
	Chapchha	-	-	-	-	-	-	-	-	-
	Darla	-	-	-	-	-	-	-	-	-
	Getana	-	-	-	-	-	-	-	-	-
	Doongna	-	-	1	-	-	-	-	-	1
	Geling	-	-	-	-	-	-	-	-	-
	Loggchina	-	-	-	-	-	-	-	-	-
	Maedtabkha	-	-	-	-	-	-	-	-	-
	Phuentshogling	-	-	-	-	-	-	-	-	-
	Samphelling	-	-	-	-	-	-	-	-	-
Dagana		-	-	-	-	-	-	-	-	-
	Drukjeygang	-	-	-	-	-	-	-	-	-
	Gozhi	-	-	-	-	-	-	-	-	-
	Karna	-	-	-	-	-	-	-	-	-
	Khebisa	-	-	-	-	-	-	-	-	-
	Largyab	-	-	-	-	-	-	-	-	-
	Tseza	-	-	-	-	-	-	-	-	-
	Tsangkha	-	-	-	-	-	-	-	-	-
	Karmaling	-	-	-	-	-	-	-	-	-
	Dorona	-	-	-	-	-	-	-	-	-
	Gesarling	-	-	-	-	-	-	-	-	-
	Lhamoi Dzingkha	-	-	-	-	-	-	-	-	-
	Nichula	-	-	-	-	-	-	-	-	-
	Tashiding	-	-	-	-	-	-	-	-	-
	Tsenda-Gang	-	-	-	-	-	-	-	-	-

Table A3.02 Brown Swiss Pure population, by dzongkhag, and by gewog, 2021

Dzongkhag	Gewog	Brown Swiss Pure								
		Calf < 1 Year		Heifer	Milch	Dry	Breeding Bull	Bull	Bullock	TOTAL
		Male	Female							
Gasa		-	1	-	2	-	-	1	-	4
	Khamaed	-	1	-	1	-	-	-	-	2
	Lunana	-	-	-	-	-	-	-	-	-
	Khatoed	-	-	-	1	-	-	1	-	2
	Laya	-	-	-	-	-	-	-	-	-
Haa		-	-	1	-	1	-	1	-	3
	Bji	-	-	-	-	-	-	-	-	-
	Kar-tshog	-	-	-	-	-	-	-	-	-
	Uesu	-	-	-	-	-	-	-	-	-
	Gakiling(haa)	-	-	-	-	-	-	-	-	-
	Samar	-	-	1	-	1	-	1	-	3
	Sangbay	-	-	-	-	-	-	-	-	-
Lhuentse		-	2	1	4	1	-	-	-	8
	Gangzur	-	-	-	-	-	-	-	-	-
	Khoma	-	1	-	1	1	-	-	-	3
	Kurtoed	-	-	-	-	-	-	-	-	-
	Minje	-	-	-	-	-	-	-	-	-
	Jarey	-	-	-	-	-	-	-	-	-
	Maenbi	-	1	1	3	-	-	-	-	5
	Maedtsho	-	-	-	-	-	-	-	-	-
	Tsaenkar	-	-	-	-	-	-	-	-	-
Mongar		11	5	26	25	13	5	16	-	101
	Balam	-	-	-	-	-	-	-	-	-
	Chagsakhar	-	-	2	-	-	-	-	-	2
	Dramedtse	-	-	-	-	-	-	-	-	-
	Na-Rang	-	-	-	-	-	-	-	-	-
	Ngatshang	-	-	1	-	-	-	-	-	1
	Shermuhoong	2	2	9	5	4	1	4	-	27
	Thang-Rong	-	-	-	1	2	-	-	-	3
	Gongdue	-	-	-	-	-	-	-	-	-
	Jurmed	-	-	-	-	-	-	-	-	-
	Kengkhar	-	-	-	-	-	-	-	-	-
	Saling	9	3	14	19	5	4	12	-	66
	Silambi	-	-	-	-	-	-	-	-	-
	Chhaling	-	-	-	-	-	-	-	-	-
	Drepoong	-	-	-	-	2	-	-	-	2
	Monggar	-	-	-	-	-	-	-	-	-
Tsakaling	-	-	-	-	-	-	-	-	-	
Tsamang	-	-	-	-	-	-	-	-	-	

Table A3.02 Brown Swiss Pure population, by *dzongkhag*, and by *gewog*, 2021

<i>Dzongkhag</i>	<i>Gewog</i>	Brown Swiss Pure								
		Calf < 1 Year		Heifer	Milch	Dry	Breeding Bull	Bull	Bullock	TOTAL
		Male	Female							
Paro		2	3	3	6	4	-	2	-	20
	Dokar	-	-	-	-	-	-	-	-	-
	Loong-nyi	-	-	-	-	-	-	-	-	-
	Nagya	-	-	1	-	-	-	-	-	1
	Sharpa	-	-	-	-	-	-	-	-	-
	Dopshar-ri	-	-	-	-	-	-	-	-	-
	Doteng	2	2	1	4	3	-	2	-	14
	Hoongrel	-	-	-	-	-	-	-	-	-
	Lamgong	-	-	-	-	-	-	-	-	-
	Tsento	-	-	-	-	-	-	-	-	-
	Wangchang	-	1	1	2	1	-	-	-	5
Pema Gatshel		-	-	3	1	-	-	-	-	4
	Chhimoong	-	-	-	-	-	-	-	-	-
	Chongshing	-	-	-	-	-	-	-	-	-
	Dungmaed	-	-	-	-	-	-	-	-	-
	Khar	-	-	-	-	-	-	-	-	-
	Yurung	-	-	-	-	-	-	-	-	-
	Nanong	-	-	1	-	-	-	-	-	1
	Shumar	-	-	-	-	-	-	-	-	-
	Zobel	-	-	2	1	-	-	-	-	3
	Chhoekhorling	-	-	-	-	-	-	-	-	-
	Dechhenling	-	-	-	-	-	-	-	-	-
	Norboogang	-	-	-	-	-	-	-	-	-
Punakha		-	-	-	1	-	-	-	-	1
	Barp	-	-	-	-	-	-	-	-	-
	Guma	-	-	-	1	-	-	-	-	1
	Goenshari	-	-	-	-	-	-	-	-	-
	Kabisa	-	-	-	-	-	-	-	-	-
	Talog	-	-	-	-	-	-	-	-	-
	Toedpaisa	-	-	-	-	-	-	-	-	-
	Chhubu	-	-	-	-	-	-	-	-	-
	Dzomi	-	-	-	-	-	-	-	-	-
	Lingmukha	-	-	-	-	-	-	-	-	-
	Shelnga-Bjemi	-	-	-	-	-	-	-	-	-
	Toedwang	-	-	-	-	-	-	-	-	-

Table A3.02 Brown Swiss Pure population, by dzongkhag, and by gewog, 2021

Dzongkhag	Gewog	Brown Swiss Pure								
		Calf < 1 Year		Heifer	Milch	Dry	Breeding Bull	Bull	Bullock	TOTAL
		Male	Female							
Samdrup Jongkhar		-	-	-	-	-	-	-	-	-
	Dewathang	-	-	-	-	-	-	-	-	-
	Gomdar	-	-	-	-	-	-	-	-	-
	Orong	-	-	-	-	-	-	-	-	-
	Phuentshogthang	-	-	-	-	-	-	-	-	-
	Wangphu	-	-	-	-	-	-	-	-	-
	Langchenphu	-	-	-	-	-	-	-	-	-
	Lauri	-	-	-	-	-	-	-	-	-
	Martshala	-	-	-	-	-	-	-	-	-
	Pemathang	-	-	-	-	-	-	-	-	-
	Samrang	-	-	-	-	-	-	-	-	-
	Serthig	-	-	-	-	-	-	-	-	-
Samtse		-	-	-	-	-	-	-	-	-
	Duenchukha	-	-	-	-	-	-	-	-	-
	Dophuchen	-	-	-	-	-	-	-	-	-
	Doomtoed	-	-	-	-	-	-	-	-	-
	Tading	-	-	-	-	-	-	-	-	-
	Norbugang	-	-	-	-	-	-	-	-	-
	Phuentshogpelri	-	-	-	-	-	-	-	-	-
	Samtse	-	-	-	-	-	-	-	-	-
	Norgaygang	-	-	-	-	-	-	-	-	-
	Pemaling	-	-	-	-	-	-	-	-	-
	Tashichhoeling	-	-	-	-	-	-	-	-	-
	Tendruk	-	-	-	-	-	-	-	-	-
	Sang-Ngag-Chhoel	-	-	-	-	-	-	-	-	-
	Namgyalchhoeling	-	-	-	-	-	-	-	-	-
	Ugyentse	-	-	-	-	-	-	-	-	-
	Yoeseltse	-	-	-	-	-	-	-	-	-
Sarpang		-	-	-	-	-	-	-	-	-
	Samtenling	-	-	-	-	-	-	-	-	-
	Chhuzanggang	-	-	-	-	-	-	-	-	-
	Gelegphu	-	-	-	-	-	-	-	-	-
	Jigme Chhoeling	-	-	-	-	-	-	-	-	-
	Serzhong	-	-	-	-	-	-	-	-	-
	Tareythang	-	-	-	-	-	-	-	-	-
	Umling	-	-	-	-	-	-	-	-	-
	Dekiling	-	-	-	-	-	-	-	-	-
	Chhudzom	-	-	-	-	-	-	-	-	-
	Gakiling	-	-	-	-	-	-	-	-	-
	Senggey	-	-	-	-	-	-	-	-	-
	Shompangkha	-	-	-	-	-	-	-	-	-

Table A3.02 Brown Swiss Pure population, by dzongkhag, and by gewog, 2021

Dzongkhag	Gewog	Brown Swiss Pure								
		Calf < 1 Year		Heifer	Milch	Dry	Breeding Bull	Bull	Bullock	TOTAL
		Male	Female							
Thimphu		-	-	-	-	-	-	1	-	1
	Kawang	-	-	-	-	-	-	-	-	-
	Lingzhi	-	-	-	-	-	-	-	-	-
	Naro	-	-	-	-	-	-	-	-	-
	Soe	-	-	-	-	-	-	-	-	-
	Chang	-	-	-	-	-	-	1	-	1
	Darkarla	-	-	-	-	-	-	-	-	-
	Ge-nyen	-	-	-	-	-	-	-	-	-
	Maedwang	-	-	-	-	-	-	-	-	-
Trashigang		-	1	-	1	1	2	2	-	7
	Bartsham	-	-	-	-	-	-	-	-	-
	Bidoong	-	-	-	-	-	-	-	-	-
	Yangnyer	-	-	-	-	-	-	-	-	-
	Shongphu	-	-	-	-	-	-	-	-	-
	Kanglung	-	-	-	-	-	2	2	-	4
	Samkhar	-	-	-	-	-	-	-	-	-
	Udzorong	-	-	-	-	-	-	-	-	-
	Merag	-	-	-	-	-	-	-	-	-
	Phongmed	-	1	-	1	1	-	-	-	3
	Radhi	-	-	-	-	-	-	-	-	-
	Sagteng	-	-	-	-	-	-	-	-	-
	Kangpar	-	-	-	-	-	-	-	-	-
	Thrimshing	-	-	-	-	-	-	-	-	-
	Khaling	-	-	-	-	-	-	-	-	-
	Lumang	-	-	-	-	-	-	-	-	-
Trash Yangtse		-	-	1	1	-	-	-	-	2
	Boomdeling	-	-	1	-	-	-	-	-	1
	Jamkhar	-	-	-	-	-	-	-	-	-
	Tongmajangsa	-	-	-	1	-	-	-	-	1
	Yangtse	-	-	-	-	-	-	-	-	-
	Ramjar	-	-	-	-	-	-	-	-	-
	Khamdang	-	-	-	-	-	-	-	-	-
	Toedtsho	-	-	-	-	-	-	-	-	-
	Yalang	-	-	-	-	-	-	-	-	-
Trongsa		2	6	18	23	14	2	6	-	71
	Draagteng	-	-	1	1	2	-	2	-	6
	Korphu	-	-	-	-	-	-	-	-	-
	Langthil	-	-	-	-	-	-	-	-	-
	Nubi	-	1	2	1	2	-	-	-	6
	Tangsibji	2	5	15	21	10	2	4	-	59

Table A3.02 Brown Swiss Pure population, by dzongkhag, and by gewog, 2021

Dzongkhag	Gewog	Brown Swiss Pure								
		Calf < 1 Year		Heifer	Milch	Dry	Breeding Bull	Bull	Bullock	TOTAL
		Male	Female							
Tsirang		1	-	1	1	-	-	-	-	3
	Barshong	-	-	-	-	-	-	-	-	-
	Patshaling	-	-	-	-	-	-	-	-	-
	Kilkhorthang	-	-	-	-	-	-	-	-	-
	Mendrelgang	-	-	-	-	-	-	-	-	-
	Rangthangling	-	-	-	-	-	-	-	-	-
	Tsholingkhar	-	-	-	-	-	-	-	-	-
	Doonglagang	-	-	-	-	-	-	-	-	-
	Gosarling	-	-	-	-	-	-	-	-	-
	Sergithang	-	-	-	-	-	-	-	-	-
	Pungtenchhu	-	-	-	-	-	-	-	-	-
	Semjong	1	-	1	1	-	-	-	-	3
	Tsirang Toed	-	-	-	-	-	-	-	-	-
Wangdue Phodrang		7	6	12	22	9	1	2	-	59
	Athang	-	-	-	-	-	-	-	-	-
	Bjenag	-	-	-	-	1	-	-	-	1
	Darkar	-	-	-	-	-	-	-	-	-
	Gase Tshogongm	-	-	-	-	-	-	-	-	-
	Gase Tshowogm	-	-	-	-	-	-	-	-	-
	Nahi	-	-	-	-	-	-	-	-	-
	Thedtsho	-	-	-	-	-	-	-	-	-
	Ruebisa	-	-	-	2	-	-	-	-	2
	Dangchhu	-	-	1	2	-	-	-	-	3
	Gangteng	3	2	1	6	3	-	-	-	15
	Kazhi	-	-	-	-	-	1	1	-	2
	Nyishog	-	-	-	-	-	-	-	-	-
	Phangyuel	-	-	-	-	-	-	-	-	-
	Phobji	4	3	9	10	3	-	1	-	30
	Saephu	-	1	1	2	2	-	-	-	6
Zhemgang		-	-	-	-	-	-	-	-	-
	Bardo	-	-	-	-	-	-	-	-	-
	Nangkor	-	-	-	-	-	-	-	-	-
	Shingkhari	-	-	-	-	-	-	-	-	-
	Trong	-	-	-	-	-	-	-	-	-
	Bjoka	-	-	-	-	-	-	-	-	-
	Goshing	-	-	-	-	-	-	-	-	-
	Ngangla	-	-	-	-	-	-	-	-	-
	Phangkhar	-	-	-	-	-	-	-	-	-
TOTAL		26	31	81	105	56	12	35	-	346

Table A3.03 Holsten Friesian population, by *dzongkhag*, and by *gewog*, 2021

<i>Dzongkhag</i>	<i>Gewog</i>	Holsten Friesian								
		Calf<1 Year		Heifer	Milch	Dry	Breeding Bull	Bull	Bullock	TOTAL
		Male	Female							
Bumthang		-	3	1	5	-	-	1	-	10
	Chhoekhor	-	2	1	3	-	-	-	-	6
	Tang	-	1	-	2	-	-	1	-	4
	Chhumig	-	-	-	-	-	-	-	-	-
	Ura	-	-	-	-	-	-	-	-	-
Chukha		28	30	43	75	26	6	10	-	218
	Bjagchhog	-	-	2	1	-	-	-	-	3
	Bongo	1	-	3	4	1	1	-	-	10
	Chapchha	-	1	1	1	-	-	1	-	4
	Darla	6	8	17	17	5	1	-	-	54
	Getana	-	-	-	-	-	-	-	-	-
	Doongna	-	1	-	2	-	-	-	-	3
	Geling	-	-	-	-	-	-	-	-	-
	Loggchina	-	1	-	1	-	-	-	-	2
	Maedtabkha	-	-	-	-	-	-	-	-	-
	Phuentshogling	-	3	1	3	2	3	1	-	13
	Samphelling	21	16	19	46	18	1	8	-	129
Dagana		-	-	-	-	-	-	-	-	-
	Drukjeygang	-	-	-	-	-	-	-	-	-
	Gozhi	-	-	-	-	-	-	-	-	-
	Karna	-	-	-	-	-	-	-	-	-
	Khebisa	-	-	-	-	-	-	-	-	-
	Largyab	-	-	-	-	-	-	-	-	-
	Tseza	-	-	-	-	-	-	-	-	-
	Tsangkha	-	-	-	-	-	-	-	-	-
	Karmaling	-	-	-	-	-	-	-	-	-
	Dorona	-	-	-	-	-	-	-	-	-
	Gesarling	-	-	-	-	-	-	-	-	-
	Lhamoi Dzingkha	-	-	-	-	-	-	-	-	-
	Nichula	-	-	-	-	-	-	-	-	-
	Tashiding	-	-	-	-	-	-	-	-	-
	Tsenda-Gang	-	-	-	-	-	-	-	-	-

Table A3.03 Holsten Friesian population, by dzongkhag, and by gewog, 2021

Dzongkhag	Gewog	Holsten Friesian								
		Calf<1 Year		Heifer	Milch	Dry	Breeding Bull	Bull	Bullock	TOTAL
		Male	Female							
Gasa		-	-	-	-	-	-	-	-	-
	Khamaed	-	-	-	-	-	-	-	-	-
	Lunana	-	-	-	-	-	-	-	-	-
	Khatoed	-	-	-	-	-	-	-	-	-
	Laya	-	-	-	-	-	-	-	-	-
Haa		1	1	4	10	-	-	-	-	16
	Bji	-	-	1	2	-	-	-	-	3
	Kar-tshog	1	1	2	7	-	-	-	-	11
	Uesu	-	-	-	-	-	-	-	-	-
	Gakiling(haa)	-	-	-	-	-	-	-	-	-
	Samar	-	-	1	1	-	-	-	-	2
	Sangbay	-	-	-	-	-	-	-	-	-
Lhuentse		1	3	6	5	2	-	3	-	20
	Gangzur	-	-	-	-	-	-	-	-	-
	Khoma	-	-	-	-	-	-	-	-	-
	Kurtoed	-	-	-	-	-	-	-	-	-
	Minjey	-	2	5	3	2	-	1	-	13
	Jarey	-	-	-	-	-	-	-	-	-
	Maenbi	1	-	1	1	-	-	2	-	5
	Maedtsho	-	1	-	1	-	-	-	-	2
	Tsaenkar	-	-	-	-	-	-	-	-	-
Mongar		-	3	4	5	2	-	-	-	14
	Balam	-	-	1	-	-	-	-	-	1
	Chagsakhar	-	-	-	-	-	-	-	-	-
	Dramedtse	-	-	-	-	-	-	-	-	-
	Na-Rang	-	-	-	-	-	-	-	-	-
	Ngatshang	-	-	-	-	-	-	-	-	-
	Shermuhoong	-	1	1	1	1	-	-	-	4
	Thang-Rong	-	-	-	-	-	-	-	-	-
	Gongdue	-	-	-	-	-	-	-	-	-
	Jurmed	-	-	-	-	-	-	-	-	-
	Kengkhar	-	-	-	-	-	-	-	-	-
	Saling	-	2	-	4	1	-	-	-	7
	Silambi	-	-	2	-	-	-	-	-	2
	Chhaling	-	-	-	-	-	-	-	-	-
	Drepoong	-	-	-	-	-	-	-	-	-
	Monggar	-	-	-	-	-	-	-	-	-
	Tsakaling	-	-	-	-	-	-	-	-	-
	Tsamang	-	-	-	-	-	-	-	-	-

Table A3.03 Holsten Friesian population, by dzongkhag, and by gewog, 2021

Dzongkhag	Gewog	Holsten Friesian								
		Calf < 1 Year		Heifer	Milch	Dry	Breeding Bull	Bull	Bullock	TOTAL
		Male	Female							
Paro		3	6	6	13	2	-	2	-	32
	Dokar	-	-	-	-	-	-	-	-	-
	Loong-nyi	-	1	1	2	-	-	-	-	4
	Nagya	1	-	-	1	-	-	-	-	2
	Sharpa	-	-	-	-	-	-	-	-	-
	Dopshar-ri	2	5	5	9	2	-	2	-	25
	Doteng	-	-	-	-	-	-	-	-	-
	Hoongrel	-	-	-	-	-	-	-	-	-
	Lamgong	-	-	-	-	-	-	-	-	-
	Tsento	-	-	-	1	-	-	-	-	1
	Wangchang	-	-	-	-	-	-	-	-	-
Pema Gatshel		4	12	16	34	8	1	3	-	78
	Chhimoong	-	-	-	-	-	-	-	-	-
	Chongshing	-	-	-	-	-	-	-	-	-
	Dungmaed	-	-	-	-	-	-	-	-	-
	Khar	-	-	-	-	-	-	-	-	-
	Yurung	-	-	-	-	-	-	-	-	-
	Nanong	-	2	1	3	1	-	-	-	7
	Shumar	-	-	-	-	1	-	-	-	1
	Zobel	-	-	-	-	-	-	-	-	-
	Chhoekhorling	-	-	-	1	-	-	-	-	1
	Dechhenling	-	-	-	-	-	-	-	-	-
	Norboogang	4	10	15	30	6	1	3	-	69
Punakha		-	1	3	1	1	-	1	-	7
	Barp	-	1	-	1	1	-	-	-	3
	Guma	-	-	-	-	-	-	-	-	-
	Goenshari	-	-	-	-	-	-	-	-	-
	Kabisa	-	-	-	-	-	-	-	-	-
	Talog	-	-	-	-	-	-	-	-	-
	Toedpaisa	-	-	-	-	-	-	-	-	-
	Chhubu	-	-	-	-	-	-	-	-	-
	Dzomi	-	-	-	-	-	-	-	-	-
	Lingmukha	-	-	-	-	-	-	-	-	-
	Shelnga-Bjemi	-	-	2	-	-	-	1	-	3
	Toedwang	-	-	1	-	-	-	-	-	1

Table A3.03 Holsten Friesian population, by dzongkhag, and by gewog, 2021

Dzongkhag	Gewog	Holsten Friesian								
		Calf < 1 Year		Heifer	Milch	Dry	Breeding Bull	Bull	Bullock	TOTAL
		Male	Female							
Samdrup Jongkhar		3	6	16	17	4	3	3	-	52
	Dewathang	1	2	13	11	1	2	3	-	33
	Gomdar	-	-	-	-	-	-	-	-	-
	Orong	-	-	-	-	-	-	-	-	-
	Phuentshogthang	-	-	-	-	-	-	-	-	-
	Wangphu	-	-	-	-	-	-	-	-	-
	Langchenphu	-	1	1	-	1	-	-	-	3
	Lauri	-	-	-	-	-	-	-	-	-
	Martshala	-	-	-	-	-	-	-	-	-
	Pemathang	-	-	-	-	1	-	-	-	1
	Samrang	-	-	-	-	-	-	-	-	-
	Serthig	2	3	2	6	1	1	-	-	15
Samtse		22	21	38	50	28	3	5	-	167
	Duenchhukha	-	2	-	2	-	-	-	-	4
	Dophuchen	-	1	-	1	-	-	-	-	2
	Doomtoed	-	-	-	-	-	-	-	-	-
	Tading	10	12	24	27	26	3	5	-	107
	Norbugang	-	1	2	2	1	-	-	-	6
	Phuentshogpelri	-	-	-	-	-	-	-	-	-
	Samtse	-	-	-	-	-	-	-	-	-
	Norgaygang	1	-	1	1	-	-	-	-	3
	Pemaling	1	-	2	1	-	-	-	-	4
	Tashichhoeling	2	3	1	5	-	-	-	-	11
	Tendruk	2	1	2	3	-	-	-	-	8
	Sang-Ngag-Chhoel	-	-	-	-	-	-	-	-	-
	Namgyalchhoeling	-	-	-	-	1	-	-	-	1
	Ugyentse	-	-	-	-	-	-	-	-	-
	Yoesetse	6	1	6	8	-	-	-	-	21
Sarpang		6	6	3	14	4	1	1	-	35
	Samtenling	-	2	-	2	-	-	1	-	5
	Chhuzanggang	-	-	-	-	-	-	-	-	-
	Gelegphu	-	-	-	-	1	-	-	-	1
	Jigme Chhoeling	-	-	-	-	-	-	-	-	-
	Serzhong	-	-	-	-	-	-	-	-	-
	Tareythang	-	-	-	-	-	-	-	-	-
	Umling	-	-	-	-	-	-	-	-	-
	Dekiling	6	3	3	11	3	1	-	-	27
	Chhudzom	-	-	-	-	-	-	-	-	-
	Gakiling	-	-	-	-	-	-	-	-	-
	Senggey	-	-	-	-	-	-	-	-	-
	Shompangkha	-	1	-	1	-	-	-	-	2

Table A3.03 Holsten Friesian population, by dzongkhag, and by gewog, 2021

Dzongkhag	Gewog	Holsten Friesian								
		Calf < 1 Year		Heifer	Milch	Dry	Breeding Bull	Bull	Bullock	TOTAL
		Male	Female							
Thimphu		3	1	2	6	2	-	1	-	15
	Kawang	-	-	-	-	-	-	-	-	-
	Lingzhi	-	-	-	-	-	-	-	-	-
	Naro	-	-	-	-	-	-	-	-	-
	Soe	-	-	-	-	-	-	-	-	-
	Chang	-	-	-	-	-	-	-	-	-
	Darkarla	-	-	-	-	-	-	-	-	-
	Ge-nyen	-	-	-	-	-	-	-	-	-
	Maedwang	3	1	2	6	2	-	1	-	15
Trashigang		10	20	50	54	26	7	12	-	179
	Bartsham	-	-	-	-	-	-	-	-	-
	Bidoong	-	1	-	1	-	-	-	-	2
	Yangnyer	5	12	30	36	18	4	8	-	113
	Shongphu	2	1	2	4	1	-	-	-	10
	Kanglung	-	-	-	-	-	-	-	-	-
	Samkhar	2	4	12	8	2	-	-	-	28
	Udзорong	-	-	-	-	1	-	-	-	1
	Merag	-	-	-	-	-	-	-	-	-
	Phongmed	1	-	1	1	-	1	1	-	5
	Radhi	-	2	5	4	4	2	3	-	20
	Sagteng	-	-	-	-	-	-	-	-	-
	Kangpar	-	-	-	-	-	-	-	-	-
	Thrimshing	-	-	-	-	-	-	-	-	-
	Khaling	-	-	-	-	-	-	-	-	-
	Lumang	-	-	-	-	-	-	-	-	-
Trash Yangtse		6	6	20	8	5	2	12	-	59
	Boomdeling	-	-	1	-	-	1	-	-	2
	Jamkhar	-	-	-	1	-	-	-	-	1
	Tongmajangsa	-	-	-	-	-	-	-	-	-
	Yangtse	4	2	13	2	3	-	8	-	32
	Ramjar	-	1	1	-	-	1	1	-	4
	Khamdang	1	3	5	4	2	-	3	-	18
	Toedtsho	1	-	-	1	-	-	-	-	2
	Yalang	-	-	-	-	-	-	-	-	-
Trongsa		-	-	-	-	-	-	-	-	-
	Draagteng	-	-	-	-	-	-	-	-	-
	Korphu	-	-	-	-	-	-	-	-	-
	Langthil	-	-	-	-	-	-	-	-	-
	Nubi	-	-	-	-	-	-	-	-	-
	Tangsibji	-	-	-	-	-	-	-	-	-

Table A3.03 Holsten Friesian population, by dzongkhag, and by gewog, 2021

Dzongkhag	Gewog	Holsten Friesian								TOTAL
		Calf < 1 Year		Heifer	Milch	Dry	Breeding Bull	Bull	Bullock	
		Male	Female							
Tsirang		6	7	11	13	4	-	3	-	44
	Barshong	-	-	-	-	-	-	1	-	1
	Patshaling	-	-	-	-	-	-	-	-	-
	Kilkhorthang	1	-	1	2	-	-	-	-	4
	Mendrelgang	-	-	-	-	-	-	-	-	-
	Rangthangling	-	-	-	-	-	-	-	-	-
	Tsholingkhar	1	1	-	2	2	-	-	-	6
	Doonglagang	-	-	-	-	-	-	-	-	-
	Gosarling	-	-	-	1	-	-	-	-	1
	Sergithang	2	6	10	6	2	-	2	-	28
	Pungtenchhu	-	-	-	-	-	-	-	-	-
	Semjong	2	-	-	2	-	-	-	-	4
	Tsirang Toed	-	-	-	-	-	-	-	-	-
Wangdue Phodrang		-	-	2	6	7	-	-	-	15
	Athang	-	-	-	-	-	-	-	-	-
	Bjenag	-	-	-	-	1	-	-	-	1
	Darkar	-	-	-	-	-	-	-	-	-
	Gase Tshogongm	-	-	1	-	-	-	-	-	1
	Gase Tshowogm	-	-	-	-	-	-	-	-	-
	Nahi	-	-	-	-	-	-	-	-	-
	Thedtsho	-	-	-	-	-	-	-	-	-
	Ruebisa	-	-	-	-	-	-	-	-	-
	Dangchhu	-	-	-	-	-	-	-	-	-
	Gangteng	-	-	1	6	6	-	-	-	13
	Kazhi	-	-	-	-	-	-	-	-	-
	Nyishog	-	-	-	-	-	-	-	-	-
	Phangyuel	-	-	-	-	-	-	-	-	-
	Phobji	-	-	-	-	-	-	-	-	-
	Saephu	-	-	-	-	-	-	-	-	-
Zhemgang		2	-	2	3	3	-	-	-	10
	Bardo	-	-	-	-	-	-	-	-	-
	Nangkor	-	-	-	-	-	-	-	-	-
	Shingkhar	-	-	-	-	-	-	-	-	-
	Trong	2	-	2	2	-	-	-	-	6
	Bjoka	-	-	-	-	-	-	-	-	-
	Goshing	-	-	-	-	-	-	-	-	-
	Ngangla	-	-	-	1	3	-	-	-	4
	Phangkhar	-	-	-	-	-	-	-	-	-
TOTAL		95	126	227	319	124	23	57	-	971

Table A3.04 Jersey Cross population, by *dzongkhag*, and by *gewog*, 2021

<i>Dzongkhag</i>	<i>Gewog</i>	Jersey Cross								
		Calf < 1 Year		Heifer	Milch	Dry	Breeding Bull	Bull	Bullock	TOTAL
		Male	Female							
Bumthang		219	313	675	1,147	590	119	571	-	3,634
	Chhoekhor	64	96	232	425	181	38	149	-	1,185
	Tang	98	140	295	495	268	58	294	-	1,648
	Chhumig	31	44	91	142	93	18	59	-	478
	Ura	26	33	57	85	48	5	69	-	323
Chukha		588	679	1,264	1,539	795	138	802	-	5,805
	Bjagchhog	18	32	84	65	44	7	21	-	271
	Bongo	30	22	82	63	35	9	21	-	262
	Chapchha	33	41	78	100	48	12	68	-	380
	Darla	215	266	341	548	168	18	208	-	1,764
	Getana	6	6	15	12	8	1	4	-	52
	Doongna	22	26	72	74	42	8	26	-	270
	Geling	36	38	98	103	104	14	62	-	455
	Loggchina	44	64	91	128	93	28	125	-	573
	Maedtabkha	16	18	62	61	27	6	34	-	224
	Phuentshogling	104	109	232	253	147	25	184	-	1,054
	Samphelling	64	57	109	132	79	10	49	-	500
Dagana		536	572	1,349	1,391	811	124	1,127	-	5,910
	Drukjeygang	62	53	123	127	65	15	148	-	593
	Gozhi	60	71	112	154	69	4	76	-	546
	Karna	96	68	180	200	110	12	184	-	850
	Khebisa	21	28	108	69	43	21	97	-	387
	Largyab	32	30	104	82	69	16	74	-	407
	Tseza	27	27	97	86	50	2	49	-	338
	Tsangkha	54	74	133	134	87	8	133	-	623
	Karmaling	20	18	24	56	13	-	15	-	146
	Dorona	11	14	34	35	25	5	26	-	150
	Gesarling	20	44	58	93	46	5	37	-	303
	Lhamoi Dzingkha	42	37	136	109	86	24	61	-	495
	Nichula	16	21	24	40	23	2	19	-	145
	Tashiding	39	38	101	97	54	4	109	-	442
	Tsenda-Gang	36	49	115	109	71	6	99	-	485

Table A3.04 Jersey Cross population, by dzongkhag, and by gewog, 2021

Dzongkhag	Gewog	Jersey Cross								
		Calf < 1 Year		Heifer	Milch	Dry	Breeding Bull	Bull	Bullock	TOTAL
		Male	Female							
Gasa		48	59	107	127	60	5	85	-	491
	Khamaed	27	38	70	84	29	3	32	-	283
	Lunana	-	-	-	-	-	-	-	-	-
	Khatoed	21	21	37	43	31	2	53	-	208
	Laya	-	-	-	-	-	-	-	-	-
Haa		273	368	821	1,207	331	48	276	-	3,324
	Bji	63	68	139	253	59	3	36	-	621
	Kar-tshog	35	74	166	247	62	16	54	-	654
	Uesu	52	61	126	224	40	3	46	-	552
	Gakiling(haa)	12	22	43	47	9	3	14	-	150
	Samar	94	111	276	360	142	18	105	-	1,106
	Sangbay	17	32	71	76	19	5	21	-	241
Lhuentse		253	323	766	836	515	91	400	-	3,184
	Gangzur	47	48	114	125	85	23	84	-	526
	Khoma	47	61	87	154	80	18	57	-	504
	Kurtoed	13	13	35	48	20	6	25	-	160
	Minjey	54	70	201	175	108	4	72	-	684
	Jarey	15	22	38	41	17	1	35	-	169
	Maenbi	30	40	98	103	59	11	50	-	391
	Maedtsho	8	19	45	46	31	13	15	-	177
	Tsaenkhar	39	50	148	144	115	15	62	-	573
Mongar		864	852	2,142	2,131	1,474	223	1,413	-	9,099
	Balam	25	21	75	55	50	5	29	-	260
	Chagsakhar	57	57	175	214	194	24	186	-	907
	Dramedtse	40	29	147	95	71	5	67	-	454
	Na-Rang	16	15	43	38	36	11	32	-	191
	Ngatshang	33	33	125	98	65	3	21	-	378
	Shermuhoong	54	51	190	132	113	19	60	-	619
	Thang-Rong	56	61	203	158	126	10	89	-	703
	Gongdue	41	38	77	93	54	11	81	-	395
	Jurmed	66	58	94	132	63	17	82	-	512
	Kengkhar	69	72	158	150	106	14	110	-	679
	Saling	91	100	163	192	111	25	111	-	793
	Silambi	41	29	33	84	43	9	43	-	282
	Chhaling	60	43	120	120	87	5	136	-	571
	Drepoong	34	17	63	69	64	9	61	-	317
	Monggar	94	122	291	285	173	36	198	-	1,199
	Tsakaling	47	49	112	111	63	9	50	-	441
	Tsamang	40	57	73	105	55	11	57	-	398

Table A3.04 Jersey Cross population, by dzongkhag, and by gewog, 2021

Dzongkhag	Gewog	Jersey Cross								
		Calf < 1 Year		Heifer	Milch	Dry	Breeding Bull	Bull	Bullock	TOTAL
		Male	Female							
Paro		623	706	1,143	1,916	1,099	118	1,010	-	6,615
	Dokar	47	49	110	189	99	15	86	-	595
	Loong-nyi	53	76	83	189	105	8	65	-	579
	Nagya	141	137	390	458	281	29	313	-	1,749
	Sharpa	64	61	102	167	97	18	99	-	608
	Dopshar-ri	68	85	124	244	146	17	89	-	773
	Doteng	31	38	55	101	55	5	56	-	341
	Hoongrel	3	7	10	17	7	-	5	-	49
	Lamgong	81	85	105	195	109	7	98	-	680
	Tsento	88	108	77	204	135	15	154	-	781
	Wangchang	47	60	87	152	65	4	45	-	460
Pema Gatsel		468	617	1,268	1,410	761	137	763	-	5,424
	Chhimoong	15	24	52	33	35	11	49	-	219
	Chongshing	19	18	53	39	43	3	44	-	219
	Dungmaed	23	38	95	83	66	11	106	-	422
	Khar	13	33	78	60	76	9	59	-	328
	Yurung	20	24	60	48	42	7	40	-	241
	Nanong	69	98	164	262	90	34	76	-	793
	Shumar	115	132	242	305	151	28	156	-	1,129
	Zobel	68	101	188	205	108	19	70	-	759
	Chhoekhorling	25	36	55	77	33	1	35	-	262
	Dechhenling	33	28	102	94	58	10	76	-	401
	Norboogang	68	85	179	204	59	4	52	-	651
Punakha		305	399	972	938	489	73	596	-	3,772
	Barp	24	48	85	98	36	6	64	-	361
	Guma	46	61	146	149	91	4	74	-	571
	Goenshari	13	18	36	37	19	6	29	-	158
	Kabisa	49	45	145	125	68	5	76	-	513
	Talog	18	30	92	77	43	5	55	-	320
	Toedpaisa	40	48	105	121	52	15	59	-	440
	Chhubu	23	29	76	67	28	9	52	-	284
	Dzomi	26	32	88	70	56	9	61	-	342
	Lingmukha	12	20	50	46	29	1	32	-	190
	Shelnga-Bjemi	32	42	79	75	43	6	42	-	319
	Toedwang	22	26	70	73	24	7	52	-	274

Table A3.04 Jersey Cross population, by dzongkhag, and by gewog, 2021

Dzongkhag	Gewog	Jersey Cross								
		Calf < 1 Year		Heifer	Milch	Dry	Breeding Bull	Bull	Bullock	TOTAL
		Male	Female							
Samdrup Jongkhar		910	1,112	1,653	2,429	1,102	108	722	-	8,036
	Dewathang	95	94	129	267	79	4	84	-	752
	Gomdar	191	219	433	410	343	15	149	-	1,760
	Orong	188	246	339	521	147	26	71	-	1,538
	Phuentshogthang	88	98	93	198	87	3	63	-	630
	Wangphu	59	40	139	261	84	6	72	-	661
	Langchenphu	66	86	107	158	100	34	87	-	638
	Lauri	44	65	60	111	50	10	21	-	361
	Martshala	69	99	192	209	111	2	64	-	746
	Pemathang	91	114	123	218	80	5	92	-	723
	Samrang	-	2	4	2	1	-	2	-	11
	Serthig	19	49	34	74	20	3	17	-	216
Samtse		1,033	1,165	1,608	2,332	956	290	996	-	8,380
	Duenchhukha	105	135	186	237	89	6	135	-	893
	Dophuchen	95	129	189	237	78	19	65	-	812
	Doomtoed	18	51	69	101	16	48	55	-	358
	Tading	37	42	95	78	76	4	46	-	378
	Norbugang	145	94	83	234	118	6	90	-	770
	Phuentshogpelri	14	20	30	39	20	1	18	-	142
	Samtse	137	163	275	306	214	165	197	-	1,457
	Norgaygang	28	23	72	55	63	5	34	-	280
	Pemaling	51	64	55	121	35	-	49	-	375
	Tashichhoeling	97	130	139	237	31	11	75	-	720
	Tendruk	88	85	93	178	47	6	39	-	536
	Sang-Ngag-Chhoel	25	30	40	59	40	2	27	-	223
	Namgyalchhoeling	50	49	55	103	22	-	28	-	307
	Ugyentse	52	73	99	133	49	5	55	-	466
	Yoesetse	91	77	128	214	58	12	83	-	663
Sarpang		1,237	1,635	2,071	3,114	1,436	71	1,138	-	10,702
	Samtenling	91	156	184	261	94	3	22	-	811
	Chhuzanggang	150	195	255	330	201	8	116	-	1,255
	Gelegphu	139	183	225	397	206	7	101	-	1,258
	Jigme Chhoeling	115	219	196	311	110	13	63	-	1,027
	Serzhong	97	127	146	222	69	17	49	-	727
	Tareything	22	39	44	82	17	-	39	-	243
	Umling	109	118	213	279	170	5	117	-	1,011
	Dekiling	220	216	318	460	200	7	203	-	1,624
	Chhudzom	107	122	129	229	146	-	50	-	783
	Gakiling	93	151	202	271	121	4	198	-	1,040
	Senggey	35	40	61	87	34	5	71	-	333
	Shompangkha	59	69	98	185	68	2	109	-	590

Table A3.04 Jersey Cross population, by dzongkhag, and by gewog, 2021

Dzongkhag	Gewog	Jersey Cross								
		Calf<1 Year		Heifer	Milch	Dry	Breeding Bull	Bull	Bullock	TOTAL
		Male	Female							
Thimphu		147	167	348	470	208	15	190	-	1,545
	Kawang	37	32	80	102	54	1	48	-	354
	Lingzhi	-	-	-	-	-	-	-	-	-
	Naro	-	-	-	-	-	-	-	-	-
	Soe	-	-	-	-	-	-	-	-	-
	Chang	22	23	50	78	27	-	14	-	214
	Darkarla	2	6	4	11	7	-	2	-	32
	Ge-nyen	37	43	86	103	36	5	54	-	364
	Maedwang	49	63	128	176	84	9	72	-	581
Trashigang		742	972	2,069	2,370	1,707	259	1,085	-	9,204
	Bartsham	35	38	75	82	54	14	51	-	349
	Bidoong	40	45	78	115	44	6	39	-	367
	Yangnyer	53	72	177	158	114	9	71	-	654
	Shongphu	63	105	182	236	142	22	69	-	819
	Kanglung	56	83	196	209	147	34	92	-	817
	Samkhar	103	145	346	355	396	29	126	-	1,500
	Udзорong	54	78	180	157	123	18	89	-	699
	Merag	-	-	-	7	1	2	3	-	13
	Phongmed	39	67	136	152	127	14	88	-	623
	Radhi	65	78	186	245	178	23	92	-	867
	Sagteng	22	32	73	96	35	13	38	-	309
	Kangpar	55	61	97	136	84	18	78	-	529
	Thrimshing	35	52	117	127	101	13	74	-	519
	Khaling	34	52	80	102	50	17	76	-	411
	Lumang	88	64	146	193	111	27	99	-	728
Trashigang Yangtse		321	434	911	1,014	651	65	650	-	4,046
	Boomdeling	46	84	135	177	89	14	91	-	636
	Jamkhar	40	45	64	105	43	8	47	-	352
	Tongmajangsa	34	45	84	100	72	6	61	-	402
	Yangtse	62	61	127	169	125	12	101	-	657
	Ramjar	27	52	98	85	70	1	97	-	430
	Khamdang	57	59	190	177	97	13	122	-	715
	Toedtsho	28	40	124	104	63	9	72	-	440
	Yalang	27	48	89	97	92	2	59	-	414
Trongsa		239	321	553	767	391	92	454	-	2,817
	Draagteng	59	55	117	140	116	12	99	-	598
	Korphu	7	11	27	26	9	8	19	-	107
	Langthil	41	83	113	164	93	24	109	-	627
	Nubi	100	144	213	312	127	36	174	-	1,106
	Tangsibji	32	28	83	125	46	12	53	-	379

Table A3.04 Jersey Cross population, by dzongkhag, and by gewog, 2021

Dzongkhag	Gewog	Jersey Cross								
		Calf < 1 Year		Heifer	Milch	Dry	Breeding Bull	Bull	Bullock	TOTAL
		Male	Female							
Tsirang		831	951	1,547	2,154	827	62	1,645	-	8,017
	Barshong	41	43	107	103	60	13	138	-	505
	Patshaling	77	79	153	203	110	7	171	-	800
	Kilkhorthang	114	148	207	325	106	2	170	-	1,072
	Mendrelgang	78	83	168	195	96	5	186	-	811
	Rangthangling	93	89	139	216	69	2	216	-	824
	Tsholingkhar	80	85	139	203	88	6	147	-	748
	Doonglagang	94	119	182	261	81	6	236	-	979
	Gosarling	68	88	123	191	49	4	68	-	591
	Sergithang	38	35	51	79	25	3	49	-	280
	Pungtenchhu	50	57	84	118	44	2	46	-	401
	Semjong	67	81	115	172	57	5	129	-	626
	Tsirang Toed	31	44	79	88	42	7	89	-	380
Wangdue Phodrang		476	599	1,260	1,552	808	178	860	-	5,733
	Athang	11	10	13	20	9	4	14	-	81
	Bjenag	54	81	157	188	98	18	76	-	672
	Darkar	24	31	52	58	33	15	54	-	267
	Gase Tshogongm	46	57	113	124	55	7	67	-	469
	Gase Tshowogm	23	17	56	54	33	7	44	-	234
	Nahi	16	13	38	35	19	4	38	-	163
	Theedtsho	21	30	57	69	30	2	27	-	236
	Ruebisa	41	59	170	171	95	19	89	-	644
	Dangchhu	17	21	37	49	24	10	36	-	194
	Gangteng	31	41	73	133	80	10	54	-	422
	Kazhi	31	31	65	84	34	24	48	-	317
	Nyishog	24	35	82	106	31	10	35	-	323
	Phangyuel	17	19	59	63	41	8	34	-	241
	Phobji	71	89	191	246	151	20	161	-	929
	Saephu	49	65	97	152	75	20	83	-	541
Zhemgang		319	359	681	948	369	109	325	-	3,110
	Bardo	41	47	71	112	26	11	22	-	330
	Nangkor	30	25	73	99	39	16	51	-	333
	Shingkhar	23	37	80	73	29	15	14	-	271
	Trong	75	89	168	226	129	25	111	-	823
	Bjoka	12	21	14	49	20	8	21	-	145
	Goshing	56	47	89	131	46	9	26	-	404
	Ngangla	51	64	118	149	50	6	50	-	488
	Phangkhar	31	29	68	109	30	19	30	-	316
TOTAL		10,432	12,603	23,208	29,792	15,380	2,325	15,108	-	108,848

Table A3.05 Jersey Pure population, by dzongkhag, and by gewog, 2021

Dzongkhag	Gewog	Jersey Pure								
		Calf<1 Year		Heifer	Milch	Dry	Breeding Bull	Bull	Bullock	TOTAL
		Male	Female							
Bumthang		1	5	4	13	6	3	4	-	36
	Chhoekhor	1	4	3	12	1	-	2	-	23
	Tang	-	1	1	1	5	1	2	-	11
	Chhumig	-	-	-	-	-	2	-	-	2
	Ura	-	-	-	-	-	-	-	-	-
Chukha		36	72	83	83	149	46	52	-	521
	Bjagchhog	2	3	3	3	5	1	-	-	17
	Bongo	1	3	9	9	4	5	3	-	34
	Chapchha	1	-	-	-	2	4	2	-	9
	Darla	8	17	21	21	36	7	10	-	120
	Getana	-	-	1	1	-	1	-	-	3
	Doongna	2	6	7	7	13	6	7	-	48
	Geling	-	-	-	-	-	-	-	-	-
	Loggchina	-	1	2	2	4	2	4	-	15
	Maedtabkha	4	8	8	8	17	3	2	-	50
	Phuentshogling	2	4	3	3	5	3	4	-	24
	Samphelling	16	30	29	29	63	14	20	-	201
Dagana		15	17	28	28	37	19	12	-	156
	Drukjeygang	-	1	1	1	-	1	-	-	4
	Gozhi	1	1	2	2	2	-	-	-	8
	Karna	5	6	8	8	10	7	1	-	45
	Khebisa	-	-	-	-	-	-	-	-	-
	Largyab	-	-	-	-	1	-	-	-	1
	Tseza	-	-	-	-	-	-	-	-	-
	Tsangkha	-	-	-	-	-	2	1	-	3
	Karmaling	-	-	-	-	-	-	-	-	-
	Dorona	-	-	-	-	1	1	-	-	2
	Gesarling	3	3	3	3	6	-	-	-	18
	Lhamoi Dzingkha	-	-	-	-	-	-	-	-	-
	Nichula	3	3	6	6	9	1	4	-	32
	Tashiding	1	1	5	5	2	3	4	-	21
	Tsenda-Gang	2	2	3	3	6	4	2	-	22

Table A3.05 Jersey Pure population, by dzongkhag, and by gewog, 2021

Dzongkhag	Gewog	Jersey Pure								
		Calf < 1 Year		Heifer	Milch	Dry	Breeding Bull	Bull	Bullock	TOTAL
		Male	Female							
Gasa		6	7	27	27	24	18	11	-	120
	Khamaed	6	7	26	26	23	18	11	-	117
	Lunana	-	-	-	-	-	-	-	-	-
	Khatoed	-	-	1	1	1	-	-	-	3
	Laya	-	-	-	-	-	-	-	-	-
Haa		26	21	37	37	90	8	11	-	230
	Bji	9	8	17	17	37	5	5	-	98
	Kar-tshog	5	5	11	11	22	3	1	-	58
	Uesu	3	2	2	2	12	-	2	-	23
	Gakiling(haa)	5	5	5	5	11	-	1	-	32
	Samar	2	1	2	2	3	-	1	-	11
	Sangbay	2	-	-	-	5	-	1	-	8
Lhuentse		34	47	83	83	129	59	35	-	470
	Gangzur	5	8	16	16	22	10	8	-	85
	Khoma	3	2	4	4	6	4	1	-	24
	Kurtoed	2	6	6	6	14	4	2	-	40
	Minjey	7	11	17	17	27	15	11	-	105
	Jarey	1	-	5	5	1	6	1	-	19
	Maenbi	9	7	20	20	29	6	3	-	94
	Maedtsho	4	3	6	6	13	7	4	-	43
	Tsaenkhari	3	10	9	9	17	7	5	-	60
Mongar		172	260	435	615	312	81	288	-	2,163
	Balam	13	16	19	30	21	1	6	-	106
	Chagsakhar	31	54	77	160	84	22	102	-	530
	Dramedtse	7	8	24	21	18	1	8	-	87
	Na-Rang	1	5	2	7	2	-	-	-	17
	Ngatshang	25	39	86	93	47	5	36	-	331
	Shermuhoong	13	27	51	58	36	12	21	-	218
	Thang-Rong	-	1	6	5	3	2	6	-	23
	Gongdue	3	8	10	16	10	3	8	-	58
	Jurmed	2	8	6	10	4	2	7	-	39
	Kengkhar	1	6	4	7	6	1	2	-	27
	Saling	14	13	18	29	9	2	8	-	93
	Silambi	-	-	-	1	1	-	1	-	3
	Chhaling	-	-	4	-	3	1	-	-	8
	Drepoong	11	7	20	26	10	8	14	-	96
	Monggar	40	51	88	127	49	12	57	-	424
	Tsakaling	6	13	12	16	5	5	6	-	63
Tsamang	5	4	8	9	4	4	6	-	40	

Table A3.05 Jersey Pure population, by dzongkhag, and by gewog, 2021

Dzongkhag	Gewog	Jersey Pure								
		Calf<1 Year		Heifer	Milch	Dry	Breeding Bull	Bull	Bullock	TOTAL
		Male	Female							
Paro		16	22	18	67	18	2	14	-	157
	Dokar	1	1	2	5	-	-	-	-	9
	Loong-nyi	3	1	1	10	1	-	-	-	16
	Nagya	2	1	-	3	1	-	3	-	10
	Sharpa	3	-	-	3	-	-	-	-	6
	Dopshar-ri	-	-	1	-	1	-	-	-	2
	Doteng	-	-	-	-	-	-	-	-	-
	Hoongrel	-	-	-	-	-	-	-	-	-
	Lamgong	3	5	1	13	3	-	2	-	27
	Tsento	4	14	13	33	12	2	9	-	87
	Wangchang	-	-	-	-	-	-	-	-	-
Pema Gatshel		20	30	54	59	23	12	27	-	225
	Chhimoong	2	-	7	4	2	4	5	-	24
	Chongshing	3	1	-	2	3	2	3	-	14
	Dungmaed	2	4	12	13	7	3	11	-	52
	Khar	2	4	7	7	2	-	-	-	22
	Yurung	5	9	6	9	4	-	3	-	36
	Nanong	-	1	-	1	-	-	-	-	2
	Shumar	3	3	10	9	4	2	4	-	35
	Zobel	-	-	-	-	-	-	-	-	-
	Chhoekhorling	-	-	-	-	-	1	-	-	1
	Dechhenling	1	-	6	1	1	-	-	-	9
	Norboogang	2	8	6	13	-	-	1	-	30
Punakha		8	9	27	24	14	-	10	-	92
	Barp	-	-	2	2	-	-	1	-	5
	Guma	2	4	9	8	5	-	5	-	33
	Goenshari	-	-	1	-	-	-	-	-	1
	Kabisa	1	1	5	3	1	-	1	-	12
	Talog	2	-	5	3	-	-	-	-	10
	Toedpaisa	1	1	1	2	4	-	1	-	10
	Chhubu	1	1	1	3	-	-	1	-	7
	Dzomi	1	2	1	3	4	-	-	-	11
	Lingmukha	-	-	-	-	-	-	-	-	-
	Shelnga-Bjemi	-	-	1	-	-	-	-	-	1
	Toedwang	-	-	1	-	-	-	1	-	2

Table A3.05 Jersey Pure population, by dzongkhag, and by gewog, 2021

Dzongkhag	Gewog	Jersey Pure								
		Calf < 1 Year		Heifer	Milch	Dry	Breeding Bull	Bull	Bullock	TOTAL
		Male	Female							
Samdrup Jongkhar		7	10	8	18	7	7	4	-	61
	Dewathang	-	-	-	-	-	-	-	-	-
	Gomdar	3	1	3	4	5	-	2	-	18
	Orong	-	-	-	-	-	-	-	-	-
	Phuentshogthang	-	1	-	1	-	-	1	-	3
	Wangphu	-	-	1	-	-	-	-	-	1
	Langchenphu	-	-	-	-	-	-	-	-	-
	Lauri	2	2	-	4	1	3	1	-	13
	Martshala	-	-	-	-	-	-	-	-	-
	Pemathang	-	-	-	-	-	2	-	-	2
	Samrang	-	-	-	-	-	-	-	-	-
	Serthig	2	6	4	9	1	2	-	-	24
Samtse		69	115	131	197	73	15	37	-	637
	Duenchhukha	1	1	-	2	-	1	1	-	6
	Dophuchen	-	1	2	2	10	-	-	-	15
	Doomtoed	-	-	-	-	-	-	-	-	-
	Tading	11	7	20	20	8	4	4	-	74
	Norbugang	1	7	1	6	1	1	3	-	20
	Phuentshogpelri	2	2	-	5	2	-	-	-	11
	Samtse	-	5	6	6	4	4	4	-	29
	Norgaygang	-	1	-	1	1	-	1	-	4
	Pemaling	1	-	-	1	1	1	1	-	5
	Tashichhoeling	18	28	33	51	3	-	4	-	137
	Tendruk	9	19	12	30	6	2	1	-	79
	Sang-Ngag-Chhoel	21	26	48	46	33	2	15	-	191
	Namgyalchhoeling	1	4	1	6	1	-	-	-	13
	Ugyentse	2	9	6	14	3	-	1	-	35
	Yoeseltse	2	5	2	7	-	-	2	-	18
Sarpang		46	79	57	169	23	12	10	-	396
	Samtenling	-	7	3	7	-	-	-	-	17
	Chhuzanggang	-	-	-	1	-	-	-	-	1
	Gelegphu	-	-	-	-	-	-	-	-	-
	Jigme Chhoeling	40	64	49	141	21	6	9	-	330
	Serzhong	2	4	-	6	-	-	-	-	12
	Tareythang	-	-	-	-	-	1	-	-	1
	Umling	1	-	-	1	-	-	-	-	2
	Dekiling	3	4	2	8	1	-	1	-	19
	Chhudzom	-	-	-	-	-	2	-	-	2
	Gakiling	-	-	-	-	-	-	-	-	-
	Senggey	-	-	1	1	-	-	-	-	2
	Shompangkha	-	-	2	4	1	3	-	-	10

Table A3.05 Jersey Pure population, by dzongkhag, and by gewog, 2021

Dzongkhag	Gewog	Jersey Pure								TOTAL
		Calf<1 Year		Heifer	Milch	Dry	Breeding Bull	Bull	Bullock	
		Male	Female							
Thimphu		14	15	38	51	25	3	8	-	154
	Kawang	-	1	1	2	-	-	-	-	4
	Lingzhi	-	-	-	-	-	-	-	-	-
	Naro	-	-	-	-	-	-	-	-	-
	Soe	-	-	-	-	-	-	-	-	-
	Chang	4	5	8	12	11	2	-	-	42
	Darkarla	-	-	-	-	-	-	-	-	-
	Ge-nyen	2	1	3	4	6	-	2	-	18
	Maedwang	8	8	26	33	8	1	6	-	90
Trashigang		17	31	66	78	41	9	28	-	270
	Bartsham	-	1	1	1	1	1	1	-	6
	Bidoong	-	1	2	3	-	1	2	-	9
	Yangnyer	-	-	-	-	-	-	-	-	-
	Shongphu	6	8	24	30	16	1	7	-	92
	Kanglung	-	3	9	6	4	2	4	-	28
	Samkhar	1	2	11	7	3	-	1	-	25
	Udzorong	-	-	-	-	-	-	-	-	-
	Merag	-	-	-	-	-	-	-	-	-
	Phongmed	-	-	1	-	-	-	-	-	1
	Radhi	1	1	1	3	-	-	-	-	6
	Sagteng	-	-	-	-	-	1	1	-	2
	Kangpar	2	2	5	4	1	1	2	-	17
	Thrimshing	-	1	-	2	-	-	-	-	3
	Khaling	3	5	3	11	4	1	5	-	32
	Lumang	4	7	9	11	12	1	5	-	49
Trashigang Yangtse		19	14	28	58	15	13	19	-	166
	Boomdeling	5	2	2	8	1	6	1	-	25
	Jamkhar	-	-	1	-	1	-	-	-	2
	Tongmajangsa	-	-	-	-	-	-	-	-	-
	Yangtse	5	6	12	18	7	1	6	-	55
	Ramjar	1	1	3	4	1	2	1	-	13
	Khamdang	6	4	7	20	2	2	6	-	47
	Toedtsho	1	1	3	7	3	2	5	-	22
	Yalang	1	-	-	1	-	-	-	-	2
Trongsa		66	87	128	203	56	28	70	-	638
	Draagteng	5	5	7	10	7	2	6	-	42
	Korphu	-	-	-	-	-	-	1	-	1
	Langthil	-	1	-	-	1	1	-	-	3
	Nubi	40	44	63	102	27	14	42	-	332
	Tangsibji	21	37	58	91	21	11	21	-	260

Table A3.05 Jersey Pure population, by dzongkhag, and by gewog, 2021

Dzongkhag	Gewog	Jersey Pure								
		Calf < 1 Year		Heifer	Milch	Dry	Breeding Bull	Bull	Bullock	TOTAL
		Male	Female							
Tsirang		16	12	22	34	14	5	12	-	115
	Barshong	-	1	2	2	3	-	-	-	8
	Patshaling	6	4	8	13	4	3	8	-	46
	Kilkhorthang	1	2	3	3	2	-	-	-	11
	Mendrelgang	4	2	4	7	1	-	-	-	18
	Rangthangling	-	-	-	-	-	1	-	-	1
	Tsholingkhar	2	2	3	4	2	-	1	-	14
	Doonglagang	3	1	2	5	2	-	2	-	15
	Gosarling	-	-	-	-	-	-	-	-	-
	Sergithang	-	-	-	-	-	-	-	-	-
	Pungtenchhu	-	-	-	-	-	-	-	-	-
	Semjong	-	-	-	-	-	-	-	-	-
	Tsirang Toed	-	-	-	-	-	1	1	-	2
Wangdue Phodrang		18	26	56	74	38	20	38	-	270
	Athang	-	-	-	-	-	-	-	-	-
	Bjenag	1	1	4	3	2	1	1	-	13
	Darkar	3	-	2	3	-	1	1	-	10
	Gase Tshogongm	-	4	15	6	15	3	2	-	45
	Gase Tshowogm	-	3	5	6	6	4	5	-	29
	Nahi	-	1	-	2	-	-	-	-	3
	Thedtsho	-	-	-	-	1	-	-	-	1
	Ruebisa	2	3	10	11	3	2	3	-	34
	Dangchhu	-	1	3	3	1	-	2	-	10
	Gangteng	3	5	1	9	2	-	2	-	22
	Kazhi	-	2	1	2	-	-	6	-	11
	Nyishog	2	3	6	10	2	2	3	-	28
	Phangyuel	-	-	1	-	-	-	-	-	1
	Phobji	3	2	6	10	2	3	7	-	33
	Saephu	4	1	2	9	4	4	6	-	30
Zhemgang		8	6	14	23	6	1	6	-	64
	Bardo	-	-	-	-	-	-	-	-	-
	Nangkor	-	-	1	1	-	-	-	-	2
	Shingkhar	1	-	1	1	1	-	2	-	6
	Trong	1	1	-	2	-	1	-	-	5
	Bjoka	-	-	1	-	1	-	-	-	2
	Goshing	2	1	1	4	-	-	1	-	9
	Ngangla	4	4	10	15	4	-	3	-	40
	Phangkhar	-	-	-	-	-	-	-	-	-
TOTAL		614	885	1,344	1,941	1,100	361	696	-	6,941

Table A3.06 Buffalo population, by dzongkhag, and by gewog, 2021

Dzongkhag	Gewog	Buffalo								
		Calf < 1 Year		Heifer	Milch	Dry	Breeding Bull	Bull	Bullock	TOTAL
		Male	Female							
Bumthang		-	-	-	-	-	-	-	-	-
	Chhoekhor	-	-	-	-	-	-	-	-	-
	Tang	-	-	-	-	-	-	-	-	-
	Chhumig	-	-	-	-	-	-	-	-	-
	Ura	-	-	-	-	-	-	-	-	-
Chukha		-	-	-	-	-	-	-	-	-
	Bjagchhog	-	-	-	-	-	-	-	-	-
	Bongo	-	-	-	-	-	-	-	-	-
	Chapchha	-	-	-	-	-	-	-	-	-
	Darla	-	-	-	-	-	-	-	-	-
	Getana	-	-	-	-	-	-	-	-	-
	Doongna	-	-	-	-	-	-	-	-	-
	Geling	-	-	-	-	-	-	-	-	-
	Loggchina	-	-	-	-	-	-	-	-	-
	Maedtabkha	-	-	-	-	-	-	-	-	-
	Phuentshogling	-	-	-	-	-	-	-	-	-
	Samphelling	-	-	-	-	-	-	-	-	-
Dagana		2	1	2	5	2	1	3	-	16
	Drukjeygang	-	-	-	-	-	-	-	-	-
	Gozhi	-	-	-	-	-	-	-	-	-
	Karna	-	-	-	-	-	-	-	-	-
	Khebisa	-	-	-	-	-	-	-	-	-
	Largyab	-	1	-	2	-	-	1	-	4
	Tseza	-	-	-	-	-	-	-	-	-
	Tsangkha	-	-	1	-	-	-	-	-	1
	Karmaling	-	-	-	-	-	-	-	-	-
	Dorona	-	-	-	-	-	-	-	-	-
	Gesarling	2	-	1	3	-	-	-	-	6
	Lhamoi Dzingkha	-	-	-	-	-	-	-	-	-
	Nichula	-	-	-	-	-	-	-	-	-
	Tashiding	-	-	-	-	2	1	2	-	5
	Tsenda-Gang	-	-	-	-	-	-	-	-	-

Table A3.06 Buffalo population, by dzongkhag, and by gewog, 2021

Dzongkhag	Gewog	Buffalo								
		Calf < 1 Year		Heifer	Milch	Dry	Breeding Bull	Bull	Bullock	TOTAL
		Male	Female							
Gasa		-	-	-	-	-	-	-	-	-
	Khamaed	-	-	-	-	-	-	-	-	-
	Lunana	-	-	-	-	-	-	-	-	-
	Khatoed	-	-	-	-	-	-	-	-	-
	Laya	-	-	-	-	-	-	-	-	-
Haa		-	-	-	-	-	-	-	-	-
	Bji	-	-	-	-	-	-	-	-	-
	Kar-tshog	-	-	-	-	-	-	-	-	-
	Uesu	-	-	-	-	-	-	-	-	-
	Gakiling(haa)	-	-	-	-	-	-	-	-	-
	Samar	-	-	-	-	-	-	-	-	-
	Sangbay	-	-	-	-	-	-	-	-	-
Lhuentse		-	-	-	-	-	-	-	-	-
	Gangzur	-	-	-	-	-	-	-	-	-
	Khoma	-	-	-	-	-	-	-	-	-
	Kurtoed	-	-	-	-	-	-	-	-	-
	Minjey	-	-	-	-	-	-	-	-	-
	Jarey	-	-	-	-	-	-	-	-	-
	Maenbi	-	-	-	-	-	-	-	-	-
	Maedtsho	-	-	-	-	-	-	-	-	-
	Tsaenkhar	-	-	-	-	-	-	-	-	-
Mongar		-	-	-	-	-	-	-	-	-
	Balam	-	-	-	-	-	-	-	-	-
	Chagsakhar	-	-	-	-	-	-	-	-	-
	Dramedtse	-	-	-	-	-	-	-	-	-
	Na-Rang	-	-	-	-	-	-	-	-	-
	Ngatshang	-	-	-	-	-	-	-	-	-
	Shermuhoong	-	-	-	-	-	-	-	-	-
	Thang-Rong	-	-	-	-	-	-	-	-	-
	Gongdue	-	-	-	-	-	-	-	-	-
	Jurmed	-	-	-	-	-	-	-	-	-
	Kengkhar	-	-	-	-	-	-	-	-	-
	Saling	-	-	-	-	-	-	-	-	-
	Silambi	-	-	-	-	-	-	-	-	-
	Chhaling	-	-	-	-	-	-	-	-	-
	Drepoong	-	-	-	-	-	-	-	-	-
	Monggar	-	-	-	-	-	-	-	-	-
	Tsakaling	-	-	-	-	-	-	-	-	-
	Tsamang	-	-	-	-	-	-	-	-	-

Table A3.06 Buffalo population, by dzongkhag, and by gewog, 2021

Dzongkhag	Gewog	Buffalo								
		Calf < 1 Year		Heifer	Milch	Dry	Breeding Bull	Bull	Bullock	TOTAL
		Male	Female							
Paro		-	-	-	-	-	-	-	-	-
	Dokar	-	-	-	-	-	-	-	-	-
	Loong-nyi	-	-	-	-	-	-	-	-	-
	Nagya	-	-	-	-	-	-	-	-	-
	Sharpa	-	-	-	-	-	-	-	-	-
	Dopshar-ri	-	-	-	-	-	-	-	-	-
	Doteng	-	-	-	-	-	-	-	-	-
	Hoongrel	-	-	-	-	-	-	-	-	-
	Lamgong	-	-	-	-	-	-	-	-	-
	Tsento	-	-	-	-	-	-	-	-	-
	Wangchang	-	-	-	-	-	-	-	-	-
Pema Gatsel		-	-	-	-	-	-	-	-	-
	Chhimoong	-	-	-	-	-	-	-	-	-
	Chongshing	-	-	-	-	-	-	-	-	-
	Dungmaed	-	-	-	-	-	-	-	-	-
	Khar	-	-	-	-	-	-	-	-	-
	Yurung	-	-	-	-	-	-	-	-	-
	Nanong	-	-	-	-	-	-	-	-	-
	Shumar	-	-	-	-	-	-	-	-	-
	Zobel	-	-	-	-	-	-	-	-	-
	Chhoekhorling	-	-	-	-	-	-	-	-	-
	Dechhenling	-	-	-	-	-	-	-	-	-
	Norboogang	-	-	-	-	-	-	-	-	-
Punakha		-	-	-	-	-	-	-	-	-
	Barp	-	-	-	-	-	-	-	-	-
	Guma	-	-	-	-	-	-	-	-	-
	Goenshari	-	-	-	-	-	-	-	-	-
	Kabisa	-	-	-	-	-	-	-	-	-
	Talog	-	-	-	-	-	-	-	-	-
	Toedpaisa	-	-	-	-	-	-	-	-	-
	Chhubu	-	-	-	-	-	-	-	-	-
	Dzomi	-	-	-	-	-	-	-	-	-
	Lingmukha	-	-	-	-	-	-	-	-	-
	Shelnga-Bjemi	-	-	-	-	-	-	-	-	-
	Toedwang	-	-	-	-	-	-	-	-	-

Table A3.06 Buffalo population, by dzongkhag, and by gewog, 2021

Dzongkhag	Gewog	Buffalo								TOTAL
		Calf <1 Year		Heifer	Milch	Dry	Breeding Bull	Bull	Bullock	
		Male	Female							
Samdrup Jongkhar		-	1	2	2	-	1	-	-	6
	Dewathang	-	-	-	-	-	-	-	-	-
	Gomdar	-	-	-	-	-	-	-	-	-
	Orong	-	-	-	-	-	-	-	-	-
	Phuentshogthang	-	1	2	2	-	1	-	-	6
	Wangphu	-	-	-	-	-	-	-	-	-
	Langchenphu	-	-	-	-	-	-	-	-	-
	Lauri	-	-	-	-	-	-	-	-	-
	Martshala	-	-	-	-	-	-	-	-	-
	Pemathang	-	-	-	-	-	-	-	-	-
	Samrang	-	-	-	-	-	-	-	-	-
	Serthig	-	-	-	-	-	-	-	-	-
Samtse		26	27	37	56	19	8	43	16	232
	Duenchhukha	8	8	15	17	7	-	13	-	68
	Dophuchen	8	9	13	18	8	5	8	1	70
	Doomtoed	-	-	-	-	-	-	-	-	-
	Tading	-	-	-	-	-	-	-	-	-
	Norbugang	-	-	-	-	-	-	-	-	-
	Phuentshogpelri	-	-	-	-	-	-	-	-	-
	Samtse	-	-	-	-	-	-	-	-	-
	Norgaygang	-	-	-	-	-	-	-	-	-
	Pemaling	-	-	-	-	-	-	-	-	-
	Tashichhoeling	6	7	5	13	1	2	17	5	56
	Tendruk	-	-	-	-	-	-	-	-	-
	Sang-Ngag-Chhoel	-	-	-	-	-	-	-	-	-
	Namgyalchhoeling	4	3	4	8	3	1	5	4	32
	Ugyentse	-	-	-	-	-	-	-	-	-
	Yoesetse	-	-	-	-	-	-	-	6	6
Sarpang		2	7	3	9	6	1	5	-	33
	Samtenling	1	2	1	3	1	1	-	-	9
	Chhuzanggang	-	1	-	1	1	-	-	-	3
	Gelegphu	-	1	-	1	-	-	2	-	4
	Jigme Chhoeling	1	3	2	4	3	-	1	-	14
	Serzhong	-	-	-	-	1	-	2	-	3
	Tareythang	-	-	-	-	-	-	-	-	-
	Umling	-	-	-	-	-	-	-	-	-
	Dekiling	-	-	-	-	-	-	-	-	-
	Chhudzom	-	-	-	-	-	-	-	-	-
	Gakiling	-	-	-	-	-	-	-	-	-
	Senggey	-	-	-	-	-	-	-	-	-
	Shompangkha	-	-	-	-	-	-	-	-	-

Table A3.06 Buffalo population, by dzongkhag, and by gewog, 2021

Dzongkhag	Gewog	Buffalo								
		Calf<1 Year		Heifer	Milch	Dry	Breeding Bull	Bull	Bullock	TOTAL
		Male	Female							
Thimphu		-	-	-	-	-	-	-	-	-
	Kawang	-	-	-	-	-	-	-	-	-
	Lingzhi	-	-	-	-	-	-	-	-	-
	Naro	-	-	-	-	-	-	-	-	-
	Soe	-	-	-	-	-	-	-	-	-
	Chang	-	-	-	-	-	-	-	-	-
	Darkarla	-	-	-	-	-	-	-	-	-
	Ge-nyen	-	-	-	-	-	-	-	-	-
	Maedwang	-	-	-	-	-	-	-	-	-
Trashigang		-	-	-	-	-	-	-	-	-
	Bartsham	-	-	-	-	-	-	-	-	-
	Bidoong	-	-	-	-	-	-	-	-	-
	Yangnyer	-	-	-	-	-	-	-	-	-
	Shongphu	-	-	-	-	-	-	-	-	-
	Kanglung	-	-	-	-	-	-	-	-	-
	Samkhar	-	-	-	-	-	-	-	-	-
	Udzorong	-	-	-	-	-	-	-	-	-
	Merag	-	-	-	-	-	-	-	-	-
	Phongmed	-	-	-	-	-	-	-	-	-
	Radhi	-	-	-	-	-	-	-	-	-
	Sagteng	-	-	-	-	-	-	-	-	-
	Kangpar	-	-	-	-	-	-	-	-	-
	Thrimshing	-	-	-	-	-	-	-	-	-
	Khaling	-	-	-	-	-	-	-	-	-
	Lumang	-	-	-	-	-	-	-	-	-
Trashiyangtse		-	-	-	-	-	-	-	-	-
	Boomdeling	-	-	-	-	-	-	-	-	-
	Jamkhar	-	-	-	-	-	-	-	-	-
	Tongmajangsa	-	-	-	-	-	-	-	-	-
	Yangtse	-	-	-	-	-	-	-	-	-
	Ramjar	-	-	-	-	-	-	-	-	-
	Khamdang	-	-	-	-	-	-	-	-	-
	Toedtsho	-	-	-	-	-	-	-	-	-
	Yalang	-	-	-	-	-	-	-	-	-
Trongsa		-	-	-	-	-	-	-	-	-
	Draagteng	-	-	-	-	-	-	-	-	-
	Korphu	-	-	-	-	-	-	-	-	-
	Langthil	-	-	-	-	-	-	-	-	-
	Nubi	-	-	-	-	-	-	-	-	-
	Tangsibji	-	-	-	-	-	-	-	-	-

Table A3.06 Buffalo population, by dzongkhag, and by gewog, 2021

Dzongkhag	Gewog	Buffalo								
		Calf < 1 Year		Heifer	Milch	Dry	Breeding Bull	Bull	Bullock	TOTAL
		Male	Female							
Tsirang		15	16	16	35	3	1	10	2	98
	Barshong	-	-	-	-	-	-	-	-	-
	Patshaling	-	-	-	-	-	-	-	-	-
	Kilkhorthang	2	4	3	8	-	1	3	2	23
	Mendrelgang	-	-	-	-	-	-	-	-	-
	Rangthangling	2	1	-	3	-	-	-	-	6
	Tsholingkhar	-	-	-	-	-	-	-	-	-
	Doonglagang	1	-	1	2	-	-	-	-	4
	Gosarling	-	-	-	-	-	-	-	-	-
	Sergithang	3	3	5	8	1	-	1	-	21
	Pungtenchhu	2	3	2	5	-	-	3	-	15
	Semjong	5	5	5	9	2	-	3	-	29
	Tsirang Toed	-	-	-	-	-	-	-	-	-
Wangdue Phodrang		-	-	-	-	-	-	-	-	-
	Athang	-	-	-	-	-	-	-	-	-
	Bjenag	-	-	-	-	-	-	-	-	-
	Darkar	-	-	-	-	-	-	-	-	-
	Gase Tshogongm	-	-	-	-	-	-	-	-	-
	Gase Tshowogm	-	-	-	-	-	-	-	-	-
	Nahi	-	-	-	-	-	-	-	-	-
	Thedtsho	-	-	-	-	-	-	-	-	-
	Ruebisa	-	-	-	-	-	-	-	-	-
	Dangchhu	-	-	-	-	-	-	-	-	-
	Gangteng	-	-	-	-	-	-	-	-	-
	Kazhi	-	-	-	-	-	-	-	-	-
	Nyishog	-	-	-	-	-	-	-	-	-
	Phangyuel	-	-	-	-	-	-	-	-	-
	Phobji	-	-	-	-	-	-	-	-	-
	Saephu	-	-	-	-	-	-	-	-	-
Zhemgang		-	-	-	-	-	-	-	-	-
	Bardo	-	-	-	-	-	-	-	-	-
	Nangkor	-	-	-	-	-	-	-	-	-
	Shingkhari	-	-	-	-	-	-	-	-	-
	Trong	-	-	-	-	-	-	-	-	-
	Bjoka	-	-	-	-	-	-	-	-	-
	Goshing	-	-	-	-	-	-	-	-	-
	Ngangla	-	-	-	-	-	-	-	-	-
	Phangkhar	-	-	-	-	-	-	-	-	-
TOTAL		45	52	60	107	30	12	61	18	385

Table A3.07 Doeb-Doebum population, by dzongkhag, and by gewog, 2021

Dzongkhag	Gewog	Buffalo								
		Calf<1 Year		Heifer	Milch	Dry	Breeding Bull	Bull	Bullock	TOTAL
		Male	Female							
Bumthang		53	56	154	216	150	-	194	69	892
	Chhoekhor	24	26	81	117	73	-	83	10	414
	Tang	17	15	36	65	45	-	96	59	333
	Chhumig	8	14	30	29	24	-	10	-	115
	Ura	4	1	7	5	8	-	5	-	30
Chukha		11	10	35	22	23	-	25	23	149
	Bjagchhog	-	-	-	-	-	-	-	-	-
	Bongo	3	3	13	6	3	-	2	4	34
	Chapchha	-	-	-	-	-	-	-	-	-
	Darla	-	-	2	2	-	-	2	2	8
	Getana	7	6	17	11	17	-	19	13	90
	Doongna	-	-	-	-	-	-	-	1	1
	Geling	1	-	-	1	1	-	-	1	4
	Loggchina	-	-	-	-	-	-	2	2	4
	Maedtabkha	-	1	3	2	2	-	-	-	8
	Phuentshogling	-	-	-	-	-	-	-	-	-
	Samphelling	-	-	-	-	-	-	-	-	-
Dagana		29	33	114	85	96	-	136	123	616
	Drukjeygang	-	1	2	1	1	-	2	2	9
	Gozhi	1	-	-	1	-	-	2	-	4
	Karna	-	-	-	-	-	-	-	-	-
	Khebisa	-	-	-	-	-	-	-	-	-
	Largyab	-	-	-	-	-	-	-	-	-
	Tseza	-	-	-	-	-	-	-	-	-
	Tsangkha	-	-	1	1	1	-	4	2	9
	Karmaling	-	-	-	-	-	-	-	-	-
	Dorona	-	4	4	6	9	-	19	10	52
	Gesarling	-	-	-	-	-	-	-	-	-
	Lhamoi Dzingkha	20	21	91	54	64	-	85	98	433
	Nichula	8	7	16	22	21	-	16	4	94
	Tashiding	-	-	-	-	-	-	3	3	6
	Tsenda-Gang	-	-	-	-	-	-	5	4	9

Table A3.07 Doeb-Doebum population, by dzongkhag, and by gewog, 2021

Dzongkhag	Gewog	Buffalo								TOTAL
		Calf < 1 Year		Heifer	Milch	Dry	Breeding Bull	Bull	Bullock	
		Male	Female							
Gasa		1	-	-	1	-	-	-	-	2
	Khamaed	1	-	-	1	-	-	-	-	2
	Lunana	-	-	-	-	-	-	-	-	-
	Khatoed	-	-	-	-	-	-	-	-	-
	Laya	-	-	-	-	-	-	-	-	-
Haa		19	22	65	36	20	-	25	7	194
	Bji	-	-	-	-	-	-	-	-	-
	Kar-tshog	1	1	23	-	-	-	3	-	28
	Uesu	-	-	-	-	-	-	-	-	-
	Gakiling(haa)	1	-	1	1	-	-	2	2	7
	Samar	14	19	29	19	15	-	13	3	112
	Sangbay	3	2	12	16	5	-	7	2	47
Lhuentse		49	35	147	107	204	-	149	34	725
	Gangzur	9	7	54	21	69	-	53	15	228
	Khoma	21	18	27	42	57	-	38	7	210
	Kurtoed	6	4	17	17	29	-	18	7	98
	Minjey	-	-	3	2	-	-	1	-	6
	Jarey	9	1	17	9	13	-	17	3	69
	Maenbi	-	-	3	1	7	-	9	-	20
	Maedtsho	2	2	17	6	15	-	3	2	47
	Tsaenkhari	2	3	9	9	14	-	10	-	47
Mongar		31	29	125	52	91	-	144	47	519
	Balam	1	-	6	1	-	-	8	5	21
	Chagsakhar	3	1	3	3	5	-	4	-	19
	Dramedtse	2	2	12	5	8	-	10	3	42
	Na-Rang	3	2	8	4	7	-	19	5	48
	Ngatshang	-	-	-	-	1	-	1	-	2
	Shermuhoong	-	1	7	-	3	-	11	5	27
	Thang-Rong	2	3	13	8	9	-	11	8	54
	Gongdue	1	1	4	2	7	-	6	5	26
	Jurmed	-	1	2	1	1	-	4	4	13
	Kengkhar	1	1	3	2	-	-	6	1	14
	Saling	9	9	20	15	11	-	18	6	88
	Silambi	1	2	26	3	10	-	11	2	55
	Chhaling	2	2	5	2	8	-	7	-	26
	Drepoong	1	-	2	2	3	-	16	-	24
	Monggar	-	3	8	3	4	-	3	3	24
	Tsakaling	-	-	-	-	1	-	1	-	2
	Tsamang	5	1	6	1	13	-	8	-	34

Table A3.07 Doeb-Doebum population, by dzongkhag, and by gewog, 2021

Dzongkhag	Gewog	Buffalo								
		Calf < 1 Year		Heifer	Milch	Dry	Breeding Bull	Bull	Bullock	TOTAL
		Male	Female							
Paro		1	4	7	7	9	-	12	5	45
	Dokar	-	-	1	-	-	-	2	2	5
	Loong-nyi	-	-	-	-	-	-	-	-	-
	Nagya	1	2	6	5	7	-	4	3	28
	Sharpa	-	-	-	-	-	-	-	-	-
	Dopshar-ri	-	2	-	2	2	-	-	-	6
	Doteng	-	-	-	-	-	-	-	-	-
	Hoongrel	-	-	-	-	-	-	-	-	-
	Lamgong	-	-	-	-	-	-	-	-	-
	Tsento	-	-	-	-	-	-	6	-	6
	Wangchang	-	-	-	-	-	-	-	-	-
Pema Gatshel		-	1	1	1	5	-	12	11	31
	Chhimoong	-	-	-	-	-	-	-	-	-
	Chongshing	-	-	-	-	-	-	-	-	-
	Dungmaed	-	-	-	-	2	-	4	3	9
	Khar	-	-	-	-	-	-	-	-	-
	Yurung	-	-	-	-	-	-	-	-	-
	Nanong	-	-	-	-	-	-	1	1	2
	Shumar	-	-	-	-	-	-	-	-	-
	Zobel	-	-	-	-	-	-	4	4	8
	Chhoekhorling	-	-	-	-	-	-	-	-	-
	Dechhenling	-	1	1	1	3	-	3	3	12
	Norboogang	-	-	-	-	-	-	-	-	-
Punakha		8	8	25	24	25	-	35	10	135
	Barp	-	2	-	2	1	-	1	1	7
	Guma	-	-	2	-	-	-	3	-	5
	Goenshari	1	-	-	1	1	-	3	-	6
	Kabisa	1	1	1	3	1	-	2	1	10
	Talog	-	-	-	-	-	-	1	-	1
	Toedpaisa	-	-	2	-	-	-	-	-	2
	Chhubu	-	-	-	-	-	-	-	-	-
	Dzomi	-	2	-	1	1	-	1	3	8
	Lingmukha	-	-	-	-	1	-	-	-	1
	Shelnga-Bjemi	3	2	6	6	2	-	9	3	31
	Toedwang	3	1	14	11	18	-	15	2	64

Table A3.07 Doeb-Doebum population, by dzongkhag, and by gewog, 2021

Dzongkhag	Gewog	Buffalo								
		Calf <1 Year		Heifer	Milch	Dry	Breeding Bull	Bull	Bullock	TOTAL
		Male	Female							
Samdrup Jongkhar		20	16	43	37	56	-	32	44	248
	Dewathang	1	-	2	1	3	-	-	2	9
	Gomdar	-	-	4	-	2	-	-	2	8
	Orong	1	1	-	2	-	-	-	1	5
	Phuentshogthang	-	-	-	-	-	-	-	2	2
	Wangphu	1	1	3	2	-	-	3	3	13
	Langchenphu	-	-	-	-	-	-	-	-	-
	Lauri	14	9	21	22	38	-	23	28	155
	Martshala	-	-	2	2	1	-	-	-	5
	Pemathang	-	-	-	-	-	-	1	5	6
	Samrang	-	-	-	-	-	-	-	-	-
	Serthig	3	5	11	8	12	-	5	1	45
Samtse		16	18	22	3	3	-	20	10	92
	Duenchukha	16	18	22	3	3	-	20	10	92
	Dophuchen	-	-	-	-	-	-	-	-	-
	Doomtoed	-	-	-	-	-	-	-	-	-
	Tading	-	-	-	-	-	-	-	-	-
	Norbugang	-	-	-	-	-	-	-	-	-
	Phuentshogpelri	-	-	-	-	-	-	-	-	-
	Samtse	-	-	-	-	-	-	-	-	-
	Norgaygang	-	-	-	-	-	-	-	-	-
	Pemaling	-	-	-	-	-	-	-	-	-
	Tashichhoeling	-	-	-	-	-	-	-	-	-
	Tendruk	-	-	-	-	-	-	-	-	-
	Sang-Ngag-Chhoel	-	-	-	-	-	-	-	-	-
	Namgyalchhoeling	-	-	-	-	-	-	-	-	-
	Ugyentse	-	-	-	-	-	-	-	-	-
	Yoesetse	-	-	-	-	-	-	-	-	-
Sarpang		60	73	151	134	92	-	120	60	690
	Samtenling	-	-	-	-	-	-	-	-	-
	Chhuzanggang	-	-	-	-	-	-	-	2	2
	Gelegphu	-	-	-	-	-	-	-	-	-
	Jigme Chhoeling	7	14	4	15	14	-	1	6	61
	Serzhong	52	58	147	117	77	-	119	50	620
	Tareythang	-	-	-	-	-	-	-	-	-
	Umling	-	-	-	-	1	-	-	2	3
	Dekiling	1	1	-	2	-	-	-	-	4
	Chhudzom	-	-	-	-	-	-	-	-	-
	Gakiling	-	-	-	-	-	-	-	-	-
	Senggey	-	-	-	-	-	-	-	-	-
	Shompangkha	-	-	-	-	-	-	-	-	-

Table A3.07 Doeb-Doebum population, by dzongkhag, and by gewog, 2021

Dzongkhag	Gewog	Buffalo								
		Calf < 1 Year		Heifer	Milch	Dry	Breeding Bull	Bull	Bullock	TOTAL
		Male	Female							
Thimphu		2	-	1	2	-	-	1	-	6
	Kawang	-	-	-	-	-	-	-	-	-
	Lingzhi	-	-	-	-	-	-	-	-	-
	Naro	-	-	-	-	-	-	-	-	-
	Soe	-	-	-	-	-	-	-	-	-
	Chang	-	-	-	-	-	-	-	-	-
	Darkarla	-	-	-	-	-	-	-	-	-
	Ge-nyen	1	-	-	1	-	-	-	-	2
	Maedwang	1	-	1	1	-	-	1	-	4
Trashigang		27	27	80	74	87	-	83	43	421
	Bartsham	1	-	2	-	-	-	2	2	7
	Bidoong	-	-	-	-	-	-	-	-	-
	Yangnyer	2	1	2	3	2	-	4	-	14
	Shongphu	-	-	-	2	-	-	-	-	2
	Kanglung	-	-	-	-	-	-	-	-	-
	Samkhar	1	1	10	5	27	-	1	-	45
	Udzorong	-	-	1	-	-	-	2	2	5
	Merag	-	-	-	-	-	-	-	-	-
	Phongmed	1	2	4	3	3	-	-	-	13
	Radhi	-	-	-	-	-	-	-	-	-
	Sagteng	2	5	12	15	7	-	9	3	53
	Kangpar	14	12	22	29	32	-	35	22	166
	Thrimshing	1	2	4	1	1	-	6	2	17
	Khaling	1	-	2	1	2	-	4	2	12
	Lumang	4	4	21	15	13	-	20	10	87
Trash Yangtse		83	125	274	247	243	-	270	-	1,242
	Boomdeling	79	117	267	241	237	-	257	-	1,198
	Jamkhar	-	-	1	-	-	-	-	-	1
	Tongmajangsa	-	1	1	1	1	-	1	-	5
	Yangtse	3	6	3	3	2	-	4	-	21
	Ramjar	-	-	-	-	-	-	-	-	-
	Khamdang	1	-	1	-	-	-	1	-	3
	Toedtsho	-	-	1	1	3	-	7	-	12
	Yalang	-	1	-	1	-	-	-	-	2
Trongsa		11	10	39	34	15	-	65	37	211
	Draagteng	-	-	2	-	-	-	-	-	2
	Korphu	-	-	2	-	-	-	2	-	4
	Langthil	11	9	35	33	15	-	55	35	193
	Nubi	-	1	-	1	-	-	8	2	12
	Tangsibji	-	-	-	-	-	-	-	-	-

Table A3.07 Doeb-Doebum population, by dzongkhag, and by gewog, 2021

Dzongkhag	Gewog	Buffalo								
		Calf < 1 Year		Heifer	Milch	Dry	Breeding Bull	Bull	Bullock	TOTAL
		Male	Female							
Tsirang		4	3	20	6	2	-	28	24	87
	Barshong	3	1	5	3	-	-	12	9	33
	Patshaling	-	1	6	2	-	-	8	8	25
	Kilkhorthang	-	-	-	-	-	-	-	-	-
	Mendrelgang	-	-	2	-	2	-	-	1	5
	Rangthangling	1	1	7	1	-	-	4	2	16
	Tsholingkhar	-	-	-	-	-	-	2	2	4
	Doonglagang	-	-	-	-	-	-	-	-	-
	Gosarling	-	-	-	-	-	-	-	-	-
	Sergithang	-	-	-	-	-	-	-	-	-
	Pungtenchhu	-	-	-	-	-	-	2	2	4
	Semjong	-	-	-	-	-	-	-	-	-
	Tsirang Toed	-	-	-	-	-	-	-	-	-
Wangdue Phodrang		13	11	47	22	34	-	59	26	212
	Athang	2	1	5	3	4	-	8	7	30
	Bjenag	3	-	8	2	1	-	6	-	20
	Darkar	-	-	2	2	2	-	12	11	29
	Gase Tshogongm	1	1	-	2	-	-	2	2	8
	Gase Tshowogm	1	-	2	1	4	-	2	2	12
	Nahi	-	-	1	-	-	-	1	1	3
	Thedtsho	-	-	-	-	-	-	-	-	-
	Ruebisa	-	-	2	-	1	-	4	1	8
	Dangchhu	1	5	8	7	7	-	5	-	33
	Gangteng	1	-	7	2	3	-	10	-	23
	Kazhi	1	1	3	1	3	-	3	-	12
	Nyishog	1	1	1	-	1	-	-	-	4
	Phangyuel	-	-	-	-	-	-	-	-	-
	Phobji	2	2	6	1	8	-	6	2	27
	Saephu	-	-	2	1	-	-	-	-	3
Zhemgang		45	49	185	97	150	-	102	99	727
	Bardo	11	8	46	23	37	-	15	14	154
	Nangkor	9	12	35	21	33	-	19	19	148
	Shingkhari	13	16	63	31	34	-	33	9	199
	Trong	1	-	6	1	3	-	3	7	21
	Bjoka	3	4	13	5	12	-	7	16	60
	Goshing	4	3	4	5	10	-	7	16	49
	Ngangla	2	5	12	6	19	-	12	8	64
	Phangkhar	2	1	6	5	2	-	6	10	32
TOTAL		483	530	1,535	1,207	1,305	-	1,512	672	7,244

Table A3.08 Doethra-Doethrum population, by dzongkhag, and by gewog, 2021

Dzongkhag	Gewog	Doethra-Doethrum								
		Calf<1 Year		Heifer	Milch	Dry	Breeding Bull	Bull	Bullock	TOTAL
		Male	Female							
Bumthang		9	10	31	32	37	-	29	2	150
	Chhoekhor	3	7	13	15	11	-	6	-	55
	Tang	-	-	-	1	4	-	2	2	9
	Chhumig	5	2	15	14	19	-	11	-	66
	Ura	1	1	3	2	3	-	10	-	20
Chukha		19	19	122	43	31	-	89	67	390
	Bjagchhog	5	8	31	14	11	-	15	5	89
	Bongo	14	11	79	29	19	-	69	57	278
	Chapchha	-	-	-	-	-	-	-	-	-
	Darla	-	-	2	-	-	-	-	-	2
	Getana	-	-	8	-	1	-	5	5	19
	Doongna	-	-	2	-	-	-	-	-	2
	Geling	-	-	-	-	-	-	-	-	-
	Loggchina	-	-	-	-	-	-	-	-	-
	Maedtabkha	-	-	-	-	-	-	-	-	-
	Phuentshogling	-	-	-	-	-	-	-	-	-
	Samphelling	-	-	-	-	-	-	-	-	-
Dagana		368	341	1,224	824	822	-	2,076	1,371	7,026
	Drukjeygang	50	59	189	124	94	-	421	336	1,273
	Gozhi	25	32	91	68	47	-	182	116	561
	Karna	1	2	-	2	2	-	1	1	9
	Khebisa	37	43	221	105	149	-	417	301	1,273
	Largyab	20	23	94	58	68	-	112	105	480
	Tseza	11	8	72	34	40	-	30	1	196
	Tsangkha	31	23	100	59	80	-	279	240	812
	Karmaling	85	51	225	170	103	-	315	128	1,077
	Dorona	13	7	32	23	21	-	43	28	167
	Gesarling	3	5	8	13	3	-	36	21	89
	Lhamoi Dzingkha	27	19	57	52	42	-	37	60	294
	Nichula	62	65	119	110	169	-	190	24	739
	Tashiding	-	-	-	-	-	-	1	-	1
	Tsenda-Gang	3	4	16	6	4	-	12	10	55

Table A3.08 Doethra-Doethrum population, by dzongkhag, and by gewog, 2021

Dzongkhag	Gewog	Doethra-Doethrum								
		Calf < 1 Year		Heifer	Milch	Dry	Breeding Bull	Bull	Bullock	TOTAL
		Male	Female							
Gasa		1	1	-	2	1	-	-	1	6
	Khamaed	1	1	-	2	1	-	-	1	6
	Lunana	-	-	-	-	-	-	-	-	-
	Khatoed	-	-	-	-	-	-	-	-	-
	Laya	-	-	-	-	-	-	-	-	-
Haa		3	10	20	18	14	-	6	2	73
	Bji	2	4	5	12	5	-	5	-	33
	Kar-tshog	-	-	9	-	-	-	-	-	9
	Uesu	-	-	-	-	-	-	-	-	-
	Gakiling(haa)	-	-	-	2	5	-	-	2	9
	Samar	1	1	-	-	-	-	-	-	2
	Sangbay	-	5	6	4	4	-	1	-	20
Lhuentse		89	91	269	261	275	-	284	57	1,326
	Gangzur	15	22	96	60	78	-	103	26	400
	Khoma	10	9	17	27	27	-	23	4	117
	Kurtoed	-	-	3	3	8	-	4	3	21
	Minje	-	-	3	-	-	-	-	-	3
	Jarey	1	1	2	1	4	-	5	-	14
	Maenbi	45	28	77	95	77	-	82	7	411
	Maedtsho	8	9	21	39	20	-	26	6	129
	Tsaenkhar	10	22	50	36	61	-	41	11	231
Mongar		104	113	400	232	374	-	341	83	1,647
	Balam	1	3	6	2	1	-	3	-	16
	Chagsakhar	6	6	35	16	32	-	22	6	123
	Dramedtse	5	4	61	15	42	-	41	7	175
	Na-Rang	11	14	42	22	35	-	31	9	164
	Ngatshang	1	2	5	4	2	-	3	2	19
	Shermuhoong	2	4	8	7	8	-	8	-	37
	Thang-Rong	2	5	20	15	8	-	17	9	76
	Gongdue	1	2	6	4	4	-	4	2	23
	Jurmed	17	18	65	40	52	-	66	7	265
	Kengkhar	8	6	31	16	27	-	29	4	121
	Saling	8	7	23	14	38	-	18	3	111
	Silambi	2	5	8	7	13	-	10	2	47
	Chhaling	20	5	13	15	16	-	20	3	92
	Drepoong	3	8	36	15	40	-	35	16	153
	Monggar	6	9	15	13	21	-	15	6	85
	Tsakaling	9	10	12	18	23	-	10	4	86
	Tsamang	2	5	14	9	12	-	9	3	54

Table A3.08 Doethra-Doethrum population, by dzongkhag, and by gewog, 2021

Dzongkhag	Gewog	Doethra-Doethrum								
		Calf<1 Year		Heifer	Milch	Dry	Breeding Bull	Bull	Bullock	TOTAL
		Male	Female							
Paro		34	25	57	77	86	-	101	30	410
	Dokar	1	2	2	3	1	-	4	2	15
	Loong-nyi	-	-	-	-	-	-	-	-	-
	Nagya	-	-	3	5	-	-	-	-	8
	Sharpa	5	3	11	11	17	-	19	-	66
	Dopshar-ri	15	12	25	32	30	-	31	17	162
	Doteng	7	6	7	17	18	-	33	10	98
	Hoongrel	-	-	-	-	-	-	-	-	-
	Lamgong	-	-	-	-	-	-	-	-	-
	Tsento	-	-	-	-	-	-	-	-	-
	Wangchang	6	2	9	9	20	-	14	1	61
Pema Gatshel		-	1	3	2	1	-	2	2	11
	Chhimoong	-	-	-	-	-	-	-	-	-
	Chongshing	-	-	-	-	-	-	-	-	-
	Dungmaed	-	-	-	-	-	-	-	-	-
	Khar	-	-	-	-	-	-	-	-	-
	Yurung	-	-	-	-	-	-	-	-	-
	Nanong	-	-	3	-	-	-	2	2	7
	Shumar	-	-	-	-	1	-	-	-	1
	Zobel	-	-	-	-	-	-	-	-	-
	Chhoekhorling	-	-	-	-	-	-	-	-	-
	Dechhenling	-	-	-	-	-	-	-	-	-
	Norboogang	-	1	-	2	-	-	-	-	3
Punakha		6	-	15	8	13	-	21	8	71
	Barp	-	-	-	-	-	-	-	-	-
	Guma	-	-	-	-	-	-	-	-	-
	Goenshari	-	-	-	-	1	-	-	-	1
	Kabisa	1	-	2	2	-	-	1	-	6
	Talog	-	-	-	-	-	-	-	-	-
	Toedpaisa	1	-	5	3	1	-	6	-	16
	Chhubu	-	-	-	-	-	-	-	-	-
	Dzomi	-	-	3	-	2	-	8	6	19
	Lingmukha	-	-	-	-	-	-	-	-	-
	Shelnga-Bjemi	4	-	5	3	9	-	6	2	29
	Toedwang	-	-	-	-	-	-	-	-	-

Table A3.08 Doethra-Doethrum population, by dzongkhag, and by gewog, 2021

Dzongkhag	Gewog	Doethra-Doethrum								
		Calf <1 Year		Heifer	Milch	Dry	Breeding Bull	Bull	Bullock	TOTAL
		Male	Female							
Samdrup Jongkhar		44	51	69	80	80	-	57	83	464
	Dewathang	-	-	-	-	-	-	-	-	-
	Gomdar	-	-	1	1	-	-	-	-	2
	Orong	-	-	-	-	-	-	-	-	-
	Phuentshogthang	-	-	-	-	-	-	-	-	-
	Wangphu	-	-	-	-	-	-	-	-	-
	Langchenphu	29	30	36	43	34	-	32	56	260
	Lauri	14	18	28	32	42	-	17	27	178
	Martshala	-	-	-	-	-	-	-	-	-
	Pemathang	-	-	-	-	-	-	-	-	-
	Samrang	-	-	-	-	-	-	-	-	-
	Serthig	1	3	4	4	4	-	8	-	24
Samtse		1	2	3	1	-	-	2	-	9
	Duenchhukha	1	1	3	-	-	-	2	-	7
	Dophuchen	-	1	-	1	-	-	-	-	2
	Doomtoed	-	-	-	-	-	-	-	-	-
	Tading	-	-	-	-	-	-	-	-	-
	Norbugang	-	-	-	-	-	-	-	-	-
	Phuentshogpelri	-	-	-	-	-	-	-	-	-
	Samtse	-	-	-	-	-	-	-	-	-
	Norgaygang	-	-	-	-	-	-	-	-	-
	Pemaling	-	-	-	-	-	-	-	-	-
	Tashichhoeling	-	-	-	-	-	-	-	-	-
	Tendruk	-	-	-	-	-	-	-	-	-
	Sang-Ngag-Chhoel	-	-	-	-	-	-	-	-	-
	Namgyalchhoeling	-	-	-	-	-	-	-	-	-
	Ugyentse	-	-	-	-	-	-	-	-	-
	Yoesetse	-	-	-	-	-	-	-	-	-
Sarpang		29	44	69	63	60	-	73	15	353
	Samtenling	-	-	-	-	-	-	-	-	-
	Chhuzanggang	-	-	-	-	-	-	-	-	-
	Gelegphu	-	-	-	-	-	-	-	-	-
	Jigme Chhoeling	4	6	2	-	-	-	1	-	13
	Serzhong	5	3	10	8	1	-	7	8	42
	Tareythang	-	-	-	-	-	-	-	-	-
	Umling	20	35	57	55	59	-	65	7	298
	Dekiling	-	-	-	-	-	-	-	-	-
	Chhudzom	-	-	-	-	-	-	-	-	-
	Gakiling	-	-	-	-	-	-	-	-	-
	Senggey	-	-	-	-	-	-	-	-	-
	Shompangkha	-	-	-	-	-	-	-	-	-

Table A3.08 Doethra-Doethrum population, by dzongkhag, and by gewog, 2021

Dzongkhag	Gewog	Doethra-Doethrum								TOTAL
		Calf < 1 Year		Heifer	Milch	Dry	Breeding Bull	Bull	Bullock	
		Male	Female							
Thimphu		2	-	-	2	-	-	-	-	4
	Kawang	-	-	-	-	-	-	-	-	-
	Lingzhi	-	-	-	-	-	-	-	-	-
	Naro	-	-	-	-	-	-	-	-	-
	Soe	-	-	-	-	-	-	-	-	-
	Chang	-	-	-	-	-	-	-	-	-
	Darkarla	-	-	-	-	-	-	-	-	-
	Ge-nyen	2	-	-	2	-	-	-	-	4
	Maedwang	-	-	-	-	-	-	-	-	-
Trashigang		76	100	304	214	283	-	290	103	1,370
	Bartsham	3	8	13	12	15	-	21	3	75
	Bidoong	6	5	14	15	13	-	26	13	92
	Yangnyer	1	3	6	2	14	-	6	2	34
	Shongphu	6	4	24	15	12	-	14	6	81
	Kanglung	6	11	16	14	27	-	17	-	91
	Samkhar	-	-	3	-	4	-	4	2	13
	Udзорong	11	11	53	29	40	-	28	2	174
	Merag	3	-	16	23	25	-	6	4	77
	Phongmed	1	2	10	4	6	-	7	1	31
	Radhi	1	8	21	13	31	-	18	1	93
	Sagteng	1	2	-	-	-	-	-	-	3
	Kangpar	5	10	23	19	17	-	29	17	120
	Thrimshing	9	7	34	11	20	-	32	16	129
	Khaling	12	20	40	37	35	-	63	20	227
	Lumang	11	9	31	20	24	-	19	16	130
Trashigang Yangtse		9	7	12	18	11	-	24	6	87
	Boomdeling	2	1	3	5	4	-	2	-	17
	Jamkhar	-	-	-	-	-	-	-	-	-
	Tongmajangsa	-	-	-	-	-	-	-	-	-
	Yangtse	7	4	6	10	7	-	14	-	48
	Ramjar	-	-	-	-	-	-	-	-	-
	Khamdang	-	2	3	3	-	-	7	5	20
	Toedtsho	-	-	-	-	-	-	1	1	2
	Yalang	-	-	-	-	-	-	-	-	-
Trongsa		1	2	5	7	2	-	7	4	28
	Draagteng	-	-	-	-	-	-	-	-	-
	Korphu	-	-	-	-	-	-	-	-	-
	Langthil	1	2	5	7	2	-	4	1	22
	Nubi	-	-	-	-	-	-	3	3	6
	Tangsibji	-	-	-	-	-	-	-	-	-

Table A3.08 Doethra-Doethrum population, by dzongkhag, and by gewog, 2021

Dzongkhag	Gewog	Doethra-Doethrum								
		Calf < 1 Year		Heifer	Milch	Dry	Breeding Bull	Bull	Bullock	TOTAL
		Male	Female							
Tsirang		17	31	49	47	32	-	111	114	401
	Barshong	6	19	24	23	16	-	54	46	188
	Patshaling	1	2	11	1	7	-	16	11	49
	Kilkhorthang	-	1	4	3	2	-	-	4	14
	Mendrelgang	1	-	2	1	-	-	7	7	18
	Rangthangling	8	7	7	15	7	-	31	33	108
	Tsholingkhar	-	-	1	1	-	-	-	-	2
	Doonglagang	1	1	-	2	-	-	-	10	14
	Gosarling	-	-	-	-	-	-	1	1	2
	Sergithang	-	-	-	-	-	-	-	-	-
	Pungtenchhu	-	-	-	-	-	-	-	-	-
	Semjong	-	1	-	1	-	-	2	2	6
	Tsirang Toed	-	-	-	-	-	-	-	-	-
Wangdue Phodrang		-	2	6	2	3	-	9	8	30
	Athang	-	1	1	1	2	-	7	6	18
	Bjenag	-	-	-	-	-	-	-	-	-
	Darkar	-	1	3	-	-	-	2	2	8
	Gase Tshogongm	-	-	-	-	-	-	-	-	-
	Gase Tshowogm	-	-	-	-	-	-	-	-	-
	Nahi	-	-	-	-	-	-	-	-	-
	Thedtsho	-	-	-	-	-	-	-	-	-
	Ruebisa	-	-	1	-	-	-	-	-	1
	Dangchhu	-	-	-	-	-	-	-	-	-
	Gangteng	-	-	-	-	-	-	-	-	-
	Kazhi	-	-	-	-	-	-	-	-	-
	Nyishog	-	-	-	-	1	-	-	-	1
	Phangyuel	-	-	-	-	-	-	-	-	-
	Phobji	-	-	-	-	-	-	-	-	-
	Saephu	-	-	1	1	-	-	-	-	2
Zhemgang		26	17	53	45	50	-	24	13	228
	Bardo	9	3	10	10	14	-	6	-	52
	Nangkor	3	3	6	6	5	-	5	8	36
	Shingkhari	3	1	3	5	17	-	1	-	30
	Trong	1	-	2	1	2	-	-	-	6
	Bjoka	-	-	-	-	-	-	-	-	-
	Goshing	3	2	11	11	4	-	3	4	38
	Ngangla	7	8	21	12	8	-	9	1	66
	Phangkhar	-	-	-	-	-	-	-	-	-
TOTAL		838	867	2,711	1,978	2,175	-	3,546	1,969	14,084

Table A3.09 Jaba population, by *dzongkhag*, and by *gewog*, 2021

<i>Dzongkhag</i>	<i>Gewog</i>	Jaba								
		Calf<1 Year		Heifer	Milch	Dry	Breeding Bull	Bull	Bullock	TOTAL
		Male	Female							
Bumthang		-	-	-	-	-	-	-	-	-
	Chhoekhor	-	-	-	-	-	-	-	-	-
	Tang	-	-	-	-	-	-	-	-	-
	Chhumig	-	-	-	-	-	-	-	-	-
	Ura	-	-	-	-	-	-	-	-	-
Chukha		-	-	-	-	-	-	-	-	-
	Bjagchhog	-	-	-	-	-	-	-	-	-
	Bongo	-	-	-	-	-	-	-	-	-
	Chapchha	-	-	-	-	-	-	-	-	-
	Darla	-	-	-	-	-	-	-	-	-
	Getana	-	-	-	-	-	-	-	-	-
	Doongna	-	-	-	-	-	-	-	-	-
	Geling	-	-	-	-	-	-	-	-	-
	Loggchina	-	-	-	-	-	-	-	-	-
	Maedtabkha	-	-	-	-	-	-	-	-	-
	Phuentshogling	-	-	-	-	-	-	-	-	-
	Samphelling	-	-	-	-	-	-	-	-	-
Dagana		-	-	-	-	-	-	-	-	-
	Drukjeygang	-	-	-	-	-	-	-	-	-
	Gozhi	-	-	-	-	-	-	-	-	-
	Karna	-	-	-	-	-	-	-	-	-
	Khebisa	-	-	-	-	-	-	-	-	-
	Largyab	-	-	-	-	-	-	-	-	-
	Tseza	-	-	-	-	-	-	-	-	-
	Tsangkha	-	-	-	-	-	-	-	-	-
	Karmaling	-	-	-	-	-	-	-	-	-
	Dorona	-	-	-	-	-	-	-	-	-
	Gesarling	-	-	-	-	-	-	-	-	-
	Lhamoi Dzingkha	-	-	-	-	-	-	-	-	-
	Nichula	-	-	-	-	-	-	-	-	-
	Tashiding	-	-	-	-	-	-	-	-	-
	Tsenda-Gang	-	-	-	-	-	-	-	-	-

Table A3.09 Jaba population, by dzongkhag, and by gewog, 2021

Dzongkhag	Gewog	Jaba								
		Calf<1 Year		Heifer	Milch	Dry	Breeding Bull	Bull	Bullock	TOTAL
		Male	Female							
Gasa		1	2	3	3	5	-	14	9	37
	Khamaed	1	2	3	3	5	-	11	9	34
	Lunana	-	-	-	-	-	-	-	-	-
	Khatoed	-	-	-	-	-	-	3	-	3
	Laya	-	-	-	-	-	-	-	-	-
Haa		-	1	-	1	-	-	-	1	3
	Bji	-	-	-	-	-	-	-	-	-
	Kar-tshog	-	-	-	-	-	-	-	-	-
	Uesu	-	-	-	-	-	-	-	-	-
	Gakiling(haa)	-	1	-	1	-	-	-	1	3
	Samar	-	-	-	-	-	-	-	-	-
	Sangbay	-	-	-	-	-	-	-	-	-
Lhuentse		4	4	20	12	20	7	15	4	86
	Gangzur	1	-	5	5	3	7	10	3	34
	Khoma	-	-	-	-	-	-	-	-	-
	Kurtoed	-	-	-	-	-	-	-	-	-
	Minjey	-	-	-	-	-	-	-	-	-
	Jarey	-	-	-	-	-	-	-	-	-
	Maenbi	1	2	5	3	1	-	-	-	12
	Maedtsho	2	1	7	2	10	-	2	-	24
	Tsaenkhar	-	1	3	2	6	-	3	1	16
Mongar		15	17	33	35	46	12	44	9	211
	Balam	-	-	-	-	-	-	1	-	1
	Chagsakhar	-	-	3	-	2	-	1	-	6
	Dramedtse	1	-	-	1	-	-	1	-	3
	Na-Rang	-	-	-	-	-	-	1	-	1
	Ngatshang	-	1	1	1	-	-	-	-	3
	Shermuhoong	-	-	-	-	-	-	-	-	-
	Thang-Rong	-	1	1	2	-	-	-	-	4
	Gongdue	-	2	2	2	3	3	5	-	17
	Jurmed	-	-	-	-	-	-	-	-	-
	Kengkhar	1	-	3	1	2	2	5	3	17
	Saling	3	1	4	4	7	2	5	-	26
	Silambi	8	9	11	18	11	1	10	-	68
	Chhaling	1	2	6	4	13	2	9	2	39
	Drepoong	1	1	1	2	5	1	3	3	17
	Monggar	-	-	1	-	1	1	2	1	6
	Tsakaling	-	-	-	-	1	-	1	-	2
	Tsamang	-	-	-	-	1	-	-	-	1

Table A3.09 Jaba population, by dzongkhag, and by gewog, 2021

Dzongkhag	Gewog	Jaba								
		Calf<1 Year		Heifer	Milch	Dry	Breeding Bull	Bull	Bullock	TOTAL
		Male	Female							
Paro		-	-	-	-	-	-	-	-	-
	Dokar	-	-	-	-	-	-	-	-	-
	Loong-nyi	-	-	-	-	-	-	-	-	-
	Nagya	-	-	-	-	-	-	-	-	-
	Sharpa	-	-	-	-	-	-	-	-	-
	Dopshar-ri	-	-	-	-	-	-	-	-	-
	Doteng	-	-	-	-	-	-	-	-	-
	Hoongrel	-	-	-	-	-	-	-	-	-
	Lamgong	-	-	-	-	-	-	-	-	-
	Tsento	-	-	-	-	-	-	-	-	-
	Wangchang	-	-	-	-	-	-	-	-	-
Pema Gatshel		5	4	25	15	29	2	19	5	104
	Chhimoong	-	-	3	-	5	1	3	2	14
	Chongshing	-	1	5	-	1	-	1	-	8
	Dungmaed	1	-	4	5	4	-	5	-	19
	Khar	3	1	8	3	7	-	5	1	28
	Yurung	-	1	1	-	2	1	2	1	8
	Nanong	-	-	-	-	-	-	-	-	-
	Shumar	1	1	2	3	5	-	-	-	12
	Zobel	-	-	-	-	-	-	-	-	-
	Chhoekhorling	-	-	1	-	2	-	-	-	3
	Dechhenling	-	-	-	2	1	-	1	1	5
	Norboogang	-	-	1	2	2	-	2	-	7
Punakha		-	-	-	-	-	-	-	-	-
	Barp	-	-	-	-	-	-	-	-	-
	Guma	-	-	-	-	-	-	-	-	-
	Goenshari	-	-	-	-	-	-	-	-	-
	Kabisa	-	-	-	-	-	-	-	-	-
	Talog	-	-	-	-	-	-	-	-	-
	Toedpaisa	-	-	-	-	-	-	-	-	-
	Chhubu	-	-	-	-	-	-	-	-	-
	Dzomi	-	-	-	-	-	-	-	-	-
	Lingmukha	-	-	-	-	-	-	-	-	-
	Shelnga-Bjemi	-	-	-	-	-	-	-	-	-
	Toedwang	-	-	-	-	-	-	-	-	-

Table A3.09 Jaba population, by dzongkhag, and by gewog, 2021

Dzongkhag	Gewog	Jaba								TOTAL
		Calf < 1 Year		Heifer	Milch	Dry	Breeding Bull	Bull	Bullock	
		Male	Female							
Samdrup Jongkhar		178	171	303	330	270	8	181	590	2,031
	Dewathang	-	2	8	5	4	1	-	1	21
	Gomdar	4	5	25	11	27	1	10	4	87
	Orong	-	-	-	-	1	-	-	-	1
	Phuentshogthang	112	106	170	204	150	2	101	439	1,284
	Wangphu	7	8	18	12	17	-	4	2	68
	Langchenphu	17	14	27	21	24	1	26	31	161
	Lauri	-	-	4	1	5	-	-	-	10
	Martshala	1	-	1	1	1	-	1	-	5
	Pemathang	31	29	37	61	32	3	31	83	307
	Samrang	6	7	13	14	9	-	8	30	87
	Serthig	-	-	-	-	-	-	-	-	-
Samtse		14	10	25	24	26	-	43	10	152
	Duenchhukha	-	-	-	-	-	-	-	-	-
	Dophuchen	-	-	-	-	-	-	-	-	-
	Doomtoed	-	-	-	-	-	-	-	-	-
	Tading	-	-	-	-	-	-	-	-	-
	Norbugang	13	10	23	23	25	-	43	10	147
	Phuentshogpelri	-	-	-	-	-	-	-	-	-
	Samtse	-	-	-	-	-	-	-	-	-
	Norgaygang	-	-	-	-	-	-	-	-	-
	Pemaling	-	-	-	-	-	-	-	-	-
	Tashichhoeling	-	-	-	-	-	-	-	-	-
	Tendruk	-	-	-	-	-	-	-	-	-
	Sang-Ngag-Chhoel	1	-	2	1	1	-	-	-	5
	Namgyalchhoeling	-	-	-	-	-	-	-	-	-
	Ugyentse	-	-	-	-	-	-	-	-	-
	Yoesetse	-	-	-	-	-	-	-	-	-
Sarpang		28	40	69	70	35	1	26	101	370
	Samtenling	27	40	66	69	34	1	26	101	364
	Chhuzanggang	-	-	-	-	-	-	-	-	-
	Gelegphu	-	-	-	-	-	-	-	-	-
	Jigme Chhoeling	-	-	-	-	-	-	-	-	-
	Serzhong	1	-	3	1	1	-	-	-	6
	Tareythang	-	-	-	-	-	-	-	-	-
	Umling	-	-	-	-	-	-	-	-	-
	Dekiling	-	-	-	-	-	-	-	-	-
	Chhudzom	-	-	-	-	-	-	-	-	-
	Gakiling	-	-	-	-	-	-	-	-	-
	Senggey	-	-	-	-	-	-	-	-	-
	Shompangkha	-	-	-	-	-	-	-	-	-

Table A3.09 Jaba population, by dzongkhag, and by gewog, 2021

Dzongkhag	Gewog	Jaba								
		Calf < 1 Year		Heifer	Milch	Dry	Breeding Bull	Bull	Bullock	TOTAL
		Male	Female							
Thimphu		-	-	-	-	-	-	-	-	-
	Kawang	-	-	-	-	-	-	-	-	-
	Lingzhi	-	-	-	-	-	-	-	-	-
	Naro	-	-	-	-	-	-	-	-	-
	Soe	-	-	-	-	-	-	-	-	-
	Chang	-	-	-	-	-	-	-	-	-
	Darkarla	-	-	-	-	-	-	-	-	-
	Ge-nyen	-	-	-	-	-	-	-	-	-
	Maedwang	-	-	-	-	-	-	-	-	-
Trashigang		68	62	199	141	195	14	197	40	916
	Bartsham	2	1	3	3	-	-	-	-	9
	Bidoong	2	3	7	6	5	3	14	-	40
	Yangnyer	6	11	45	23	41	-	29	3	158
	Shongphu	3	-	5	5	10	1	6	1	31
	Kanglung	3	5	8	7	6	1	7	3	40
	Samkhar	1	1	4	4	4	-	16	3	33
	Udзорong	3	6	19	12	17	1	13	3	74
	Merag	-	-	-	-	-	-	-	-	-
	Phongmed	-	-	1	-	1	-	2	-	4
	Radhi	-	1	1	1	3	-	-	-	6
	Sagteng	-	-	-	1	-	-	-	-	1
	Kangpar	16	10	27	26	24	1	30	14	148
	Thrimshing	7	11	39	15	34	1	22	3	132
	Khaling	10	6	21	17	26	5	38	5	128
	Lumang	15	7	19	21	24	1	20	5	112
Trashigang Yangtse		5	4	18	16	7	1	22	2	75
	Boomdeling	-	-	-	-	-	-	-	-	-
	Jamkhar	-	1	2	3	-	-	2	-	8
	Tongmajangsa	2	-	3	2	2	-	2	-	11
	Yangtse	-	1	-	2	2	1	2	-	8
	Ramjar	-	-	3	-	1	-	1	-	5
	Khamdang	3	1	7	8	-	-	11	2	32
	Toedtsho	-	-	2	-	-	-	-	-	2
	Yalang	-	1	1	1	2	-	4	-	9
Trongsa		-	-	-	-	-	-	-	-	-
	Draagteng	-	-	-	-	-	-	-	-	-
	Korphu	-	-	-	-	-	-	-	-	-
	Langthil	-	-	-	-	-	-	-	-	-
	Nubi	-	-	-	-	-	-	-	-	-
	Tangsibji	-	-	-	-	-	-	-	-	-

Table A3.09 Jaba population, by dzongkhag, and by gewog, 2021

Dzongkhag	Gewog	Jaba								
		Calf < 1 Year		Heifer	Milch	Dry	Breeding Bull	Bull	Bullock	TOTAL
		Male	Female							
Tsirang		-	-	-	-	-	-	1	1	2
	Barshong	-	-	-	-	-	-	-	-	-
	Patshaling	-	-	-	-	-	-	-	-	-
	Kilkhorthang	-	-	-	-	-	-	-	-	-
	Mendrelgang	-	-	-	-	-	-	-	-	-
	Rangthangling	-	-	-	-	-	-	1	1	2
	Tsholingkhar	-	-	-	-	-	-	-	-	-
	Doonglagang	-	-	-	-	-	-	-	-	-
	Gosarling	-	-	-	-	-	-	-	-	-
	Sergithang	-	-	-	-	-	-	-	-	-
	Pungtenchhu	-	-	-	-	-	-	-	-	-
	Semjong	-	-	-	-	-	-	-	-	-
	Tsirang Toed	-	-	-	-	-	-	-	-	-
Wangdue Phodrang		-	-	-	-	-	-	-	-	-
	Athang	-	-	-	-	-	-	-	-	-
	Bjenag	-	-	-	-	-	-	-	-	-
	Darkar	-	-	-	-	-	-	-	-	-
	Gase Tshogongm	-	-	-	-	-	-	-	-	-
	Gase Tshowogm	-	-	-	-	-	-	-	-	-
	Nahi	-	-	-	-	-	-	-	-	-
	Thedtsho	-	-	-	-	-	-	-	-	-
	Ruebisa	-	-	-	-	-	-	-	-	-
	Dangchhu	-	-	-	-	-	-	-	-	-
	Gangteng	-	-	-	-	-	-	-	-	-
	Kazhi	-	-	-	-	-	-	-	-	-
	Nyishog	-	-	-	-	-	-	-	-	-
	Phangyuel	-	-	-	-	-	-	-	-	-
	Phobji	-	-	-	-	-	-	-	-	-
	Saephu	-	-	-	-	-	-	-	-	-
Zhemgang		-	2	4	3	5	-	1	6	21
	Bardo	-	-	1	-	1	-	-	-	2
	Nangkor	-	-	-	1	-	-	-	2	3
	Shingkhar	-	-	1	-	-	-	-	-	1
	Trong	-	-	-	-	-	-	-	-	-
	Bjoka	-	-	-	-	-	-	-	-	-
	Goshing	-	-	-	-	1	-	-	-	1
	Ngangla	-	1	1	1	1	-	1	-	5
	Phangkhar	-	1	1	1	2	-	-	4	9
TOTAL		318	317	699	650	638	45	563	778	4,008

Table A3.10 Jatsha-Jatsham population, by *dzongkhag*, and by *gewog*, 2021

<i>Dzongkhag</i>	<i>Gewog</i>	Jatsha-Jatsham								
		Calf<1 Year		Heifer	Milch	Dry	Breeding Bull	Bull	Bullock	TOTAL
		Male	Female							
Bumthang		53	52	114	158	118	-	49	20	564
	Chhoekhor	9	9	13	23	6	-	1	-	61
	Tang	-	-	-	1	2	-	2	2	7
	Chhumig	21	22	59	77	79	-	26	10	294
	Ura	23	21	42	57	31	-	20	8	202
Chukha		108	138	280	444	253	-	168	174	1,565
	Bjagchhog	-	1	5	1	3	-	2	-	12
	Bongo	9	15	36	29	28	-	17	12	146
	Chapchha	1	1	4	3	2	-	3	-	14
	Darla	5	6	4	9	7	-	5	7	43
	Getana	25	30	49	64	47	-	25	34	274
	Doongna	42	44	76	176	57	-	66	60	521
	Geling	7	6	57	81	44	-	14	8	217
	Loggchina	12	23	24	49	49	-	7	5	169
	Maedtabkha	6	8	18	26	9	-	24	42	133
	Phuentshogling	1	4	7	6	7	-	5	6	36
	Samphelling	-	-	-	-	-	-	-	-	-
Dagana		42	40	74	91	66	-	106	86	505
	Drukjeygang	3	1	-	4	2	-	2	7	19
	Gozhi	1	2	-	3	1	-	3	2	12
	Karna	9	7	24	21	12	-	36	26	135
	Khebisa	1	1	1	2	6	-	10	5	26
	Largyab	6	5	10	15	11	-	20	17	84
	Tseza	9	9	6	4	12	-	6	4	50
	Tsangkha	-	-	-	-	-	-	-	-	-
	Karmaling	-	-	1	1	-	-	-	-	2
	Dorona	3	8	5	19	8	-	1	1	45
	Gesarling	5	4	12	13	8	-	12	10	64
	Lhamoi Dzingkha	-	-	-	-	-	-	-	-	-
	Nichula	-	-	-	-	-	-	-	-	-
	Tashiding	-	-	-	-	-	-	1	-	1
	Tsenda-Gang	5	3	15	9	6	-	15	14	67

Table A3.10 Jatsha-Jatsham population, by dzongkhag, and by gewog, 2021

Dzongkhag	Gewog	Jatsha-Jatsham								
		Calf < 1 Year		Heifer	Milch	Dry	Breeding Bull	Bull	Bullock	TOTAL
		Male	Female							
Gasa		5	6	4	16	9	-	5	3	48
	Khamaed	5	6	4	16	9	-	5	3	48
	Lunana	-	-	-	-	-	-	-	-	-
	Khatoed	-	-	-	-	-	-	-	-	-
	Laya	-	-	-	-	-	-	-	-	-
Haa		45	46	92	210	117	-	42	15	567
	Bji	7	8	3	18	9	-	1	-	46
	Kar-tshog	-	-	6	24	-	-	5	-	35
	Uesu	-	-	2	2	-	-	-	-	4
	Gakiling(haa)	9	8	22	14	11	-	7	3	74
	Samar	20	15	44	112	57	-	14	4	266
	Sangbay	9	15	15	40	40	-	15	8	142
Lhuentse		120	137	256	381	286	-	334	240	1,754
	Gangzur	12	14	40	61	42	-	55	50	274
	Khoma	4	13	7	34	19	-	22	30	129
	Kurtoed	11	13	36	33	27	-	90	81	291
	Minje	12	9	18	34	34	-	20	9	136
	Jarey	26	13	40	42	28	-	66	5	220
	Maenbi	13	6	28	25	22	-	23	16	133
	Maedtsho	30	49	54	108	79	-	27	18	365
	Tsaenkhar	12	20	33	44	35	-	31	31	206
Mongar		313	296	570	784	771	-	1,220	977	4,931
	Balam	10	7	18	18	14	-	75	55	197
	Chagsakhar	51	46	57	125	118	-	106	77	580
	Dramedtse	31	18	89	63	70	-	210	145	626
	Na-Rang	5	5	20	11	23	-	73	50	187
	Ngatshang	15	12	17	40	24	-	51	31	190
	Shermuhoong	34	27	73	84	78	-	72	46	414
	Thang-Rong	20	16	33	58	63	-	156	130	476
	Gongdue	15	15	20	33	32	-	76	56	247
	Jurmed	4	8	7	9	22	-	29	31	110
	Kengkhar	5	4	6	13	19	-	19	18	84
	Saling	21	32	41	62	68	-	65	44	333
	Silambi	34	47	45	95	57	-	73	66	417
	Chhaling	8	5	14	18	15	-	35	36	131
	Drepoong	19	23	59	52	69	-	93	72	387
	Monggar	4	6	11	16	32	-	32	47	148
	Tsakaling	21	15	46	53	39	-	21	43	238
	Tsamang	16	10	14	34	28	-	34	30	166

Table A3.10 Jatsha-Jatsham population, by dzongkhag, and by gewog, 2021

Dzongkhag	Gewog	Jatsha-Jatsham								
		Calf < 1 Year		Heifer	Milch	Dry	Breeding Bull	Bull	Bullock	TOTAL
		Male	Female							
Paro		19	26	88	93	43	-	154	123	546
	Dokar	2	2	11	6	5	-	24	17	67
	Loong-nyi	-	1	2	3	-	-	4	4	14
	Nagya	16	18	53	67	22	-	92	80	348
	Sharpa	-	1	2	1	3	-	18	17	42
	Dopshar-ri	-	3	5	7	-	-	6	1	22
	Doteng	-	-	-	-	-	-	-	-	-
	Hoongrel	-	-	-	-	-	-	-	-	-
	Lamgong	-	1	8	2	5	-	4	-	20
	Tsento	1	-	1	2	5	-	4	3	16
	Wangchang	-	-	6	5	3	-	2	1	17
Pema Gatshel		14	17	65	44	57	-	210	183	590
	Chhimoong	1	-	5	3	3	-	25	19	56
	Chongshing	-	3	-	2	3	-	5	4	17
	Dungmaed	1	3	4	6	10	-	32	25	81
	Khar	3	-	8	6	8	-	17	11	53
	Yurung	1	-	3	-	1	-	15	11	31
	Nanong	5	8	31	16	11	-	79	86	236
	Shumar	2	2	5	4	6	-	14	11	44
	Zobel	1	-	4	3	13	-	15	15	51
	Chhoekhorling	-	-	-	1	-	-	-	-	1
	Dechhenling	-	1	5	3	1	-	8	1	19
	Norboogang	-	-	-	-	1	-	-	-	1
Punakha		38	30	105	105	71	-	197	141	687
	Barp	-	-	-	-	1	-	-	-	1
	Guma	1	1	3	5	3	-	6	3	22
	Goenshari	5	12	20	18	13	-	23	5	96
	Kabisa	10	1	9	20	8	-	17	5	70
	Talog	-	1	3	2	2	-	5	2	15
	Toedpaisa	2	1	4	6	4	-	1	-	18
	Chhubu	5	3	15	16	4	-	18	27	88
	Dzomi	-	-	-	-	1	-	8	5	14
	Lingmukha	1	1	4	3	5	-	1	-	15
	Shelnga-Bjemi	8	7	26	17	14	-	26	20	118
	Toedwang	6	3	21	18	16	-	92	74	230

Table A3.10 Jatsha-Jatsham population, by dzongkhag, and by gewog, 2021

Dzongkhag	Gewog	Jatsha-Jatsham								
		Calf <1 Year		Heifer	Milch	Dry	Breeding Bull	Bull	Bullock	TOTAL
		Male	Female							
Samdrup Jongkhar		133	159	224	385	260	-	112	393	1,666
	Dewathang	3	1	-	4	1	-	2	10	21
	Gomdar	10	14	31	28	39	-	7	106	235
	Orong	-	-	-	4	9	-	4	3	20
	Phuentshogthang	3	2	9	11	5	-	-	14	44
	Wangphu	21	30	47	103	57	-	14	35	307
	Langchenphu	3	1	1	9	8	-	3	7	32
	Lauri	45	47	53	92	58	-	34	88	417
	Martshala	22	22	57	57	40	-	11	62	271
	Pemathang	7	4	3	11	3	-	3	31	62
	Samrang	-	-	-	-	-	-	-	-	-
	Serthig	19	38	23	66	40	-	34	37	257
Samtse		25	18	43	66	52	-	34	16	254
	Duenchhukha	-	-	-	14	9	-	-	-	23
	Dophuchen	12	8	28	28	24	-	12	2	114
	Doomtoed	4	2	5	7	-	-	4	2	24
	Tading	1	2	2	3	3	-	6	6	23
	Norbugang	1	1	1	2	1	-	1	2	9
	Phuentshogpelri	-	-	-	-	-	-	-	-	-
	Samtse	-	-	-	-	-	-	-	-	-
	Norgaygang	6	3	7	8	12	-	9	2	47
	Pemaling	-	-	-	-	-	-	-	-	-
	Tashichhoeling	-	1	-	1	-	-	-	-	2
	Tendruk	1	1	-	2	1	-	2	2	9
	Sang-Ngag-Chhoel	-	-	-	-	-	-	-	-	-
	Namgyalchhoeling	-	-	-	-	-	-	-	-	-
	Ugyentse	-	-	-	-	-	-	-	-	-
	Yoesetse	-	-	-	1	2	-	-	-	3
Sarpang		36	32	86	261	110	-	68	45	638
	Samtenling	5	6	9	13	10	-	3	3	49
	Chhuzanggang	-	-	-	1	2	-	-	-	3
	Gelegphu	-	-	-	-	-	-	-	-	-
	Jigme Chhoeling	18	9	56	205	64	-	46	40	438
	Serzhong	-	-	5	8	4	-	-	-	17
	Tareythang	-	-	-	-	-	-	-	-	-
	Umling	-	-	-	1	-	-	-	-	1
	Dekiling	2	2	-	5	3	-	2	-	14
	Chhudzom	11	15	16	27	27	-	17	2	115
	Gakiling	-	-	-	-	-	-	-	-	-
	Senggey	-	-	-	-	-	-	-	-	-
	Shompangkha	-	-	-	1	-	-	-	-	1

Table A3.10 Jatsha-Jatsham population, by dzongkhag, and by gewog, 2021

Dzongkhag	Gewog	Jatsha-Jatsham								
		Calf<1 Year		Heifer	Milch	Dry	Breeding Bull	Bull	Bullock	TOTAL
		Male	Female							
Thimphu		4	2	3	2	6	-	17	12	46
	Kawang	-	-	-	-	1	-	-	-	1
	Lingzhi	-	-	-	-	-	-	-	-	-
	Naro	-	-	-	-	-	-	-	-	-
	Soe	-	-	-	-	-	-	-	-	-
	Chang	-	-	-	-	-	-	-	-	-
	Darkarla	-	-	-	-	-	-	-	-	-
	Ge-nyen	2	-	-	1	-	-	15	12	30
	Maedwang	2	2	3	1	5	-	2	-	15
Trashigang		219	281	938	1,793	724	-	1,371	966	6,292
	Bartsham	9	10	8	13	26	-	18	10	94
	Bidoong	3	4	16	8	12	-	24	8	75
	Yangnyer	8	3	19	22	22	-	33	20	127
	Shongphu	24	47	89	109	100	-	95	60	524
	Kanglung	3	8	1	10	15	-	27	26	90
	Samkhar	2	3	27	8	31	-	31	21	123
	Udзорong	22	36	55	66	79	-	278	218	754
	Merag	-	5	337	894	100	-	104	69	1,509
	Phongmed	11	25	37	34	35	-	75	48	265
	Radhi	33	43	53	27	37	-	116	68	377
	Sagteng	3	10	103	373	62	-	76	51	678
	Kangpar	53	49	81	111	86	-	221	170	771
	Thrimshing	11	7	25	24	18	-	86	69	240
	Khaling	10	8	27	39	40	-	45	26	195
	Lumang	27	23	60	55	61	-	142	102	470
Trash Yangtse		72	85	111	210	157	-	201	136	972
	Boomdeling	16	33	16	69	36	-	30	13	213
	Jamkhar	5	8	10	16	3	-	6	2	50
	Tongmajangsa	3	5	6	10	14	-	6	2	46
	Yangtse	23	19	17	62	38	-	29	23	211
	Ramjar	1	3	7	-	8	-	9	3	31
	Khamdang	12	6	18	27	17	-	46	39	165
	Toedtsho	5	3	11	16	10	-	15	5	65
	Yalang	7	8	26	10	31	-	60	49	191
Trongsa		59	59	120	231	128	-	329	285	1,211
	Draagteng	12	8	32	47	19	-	79	69	266
	Korphu	4	5	15	19	9	-	25	20	97
	Langthil	23	20	23	86	61	-	109	93	415
	Nubi	14	20	31	51	28	-	54	46	244
	Tangsibji	6	6	19	28	11	-	62	57	189

Table A3.10 Jatsha-Jatsham population, by dzongkhag, and by gewog, 2021

Dzongkhag	Gewog	Jatsha-Jatsham								
		Calf < 1 Year		Heifer	Milch	Dry	Breeding Bull	Bull	Bullock	TOTAL
		Male	Female							
Tsirang		2	1	3	6	2	-	5	2	21
	Barshong	-	-	1	-	-	-	3	2	6
	Patshaling	-	-	-	-	1	-	1	-	2
	Kilkhorthang	-	-	-	-	-	-	-	-	-
	Mendrelgang	-	-	-	-	-	-	-	-	-
	Rangthangling	-	-	-	-	-	-	-	-	-
	Tsholingkhar	-	-	-	-	-	-	-	-	-
	Doonglagang	2	1	2	4	1	-	1	-	11
	Gosarling	-	-	-	-	-	-	-	-	-
	Sergithang	-	-	-	2	-	-	-	-	2
	Pungtenchhu	-	-	-	-	-	-	-	-	-
	Semjong	-	-	-	-	-	-	-	-	-
	Tsirang Toed	-	-	-	-	-	-	-	-	-
Wangdue Phodrang		111	138	253	423	270	-	313	182	1,690
	Athang	11	17	36	39	28	-	76	72	279
	Bjenag	6	10	10	29	17	-	8	3	83
	Darkar	33	18	41	49	22	-	40	36	239
	Gase Tshogongm	1	6	3	11	6	-	8	5	40
	Gase Tshowogm	6	4	5	11	10	-	9	6	51
	Nahi	-	-	1	-	-	-	13	8	22
	Thedtsho	1	1	1	2	-	-	3	1	9
	Ruebisa	2	7	13	25	17	-	6	2	72
	Dangchhu	16	26	46	115	65	-	32	7	307
	Gangteng	2	6	9	15	17	-	2	3	54
	Kazhi	11	5	38	41	17	-	51	30	193
	Nyishog	6	8	10	28	9	-	27	5	93
	Phangyuel	2	5	3	10	7	-	8	4	39
	Phobji	13	24	30	44	52	-	27	-	190
	Saephu	1	1	7	4	3	-	3	-	19
Zhemgang		206	214	374	614	453	-	148	395	2,404
	Bardo	76	76	101	169	127	-	36	101	686
	Nangkor	35	24	82	107	65	-	34	74	421
	Shingkhar	57	67	88	148	124	-	17	91	592
	Trong	9	10	20	41	31	-	11	18	140
	Bjoka	11	18	22	78	42	-	26	66	263
	Goshing	1	-	1	16	2	-	1	12	33
	Ngangla	9	5	14	25	32	-	8	12	105
	Phangkhar	8	14	46	30	30	-	15	21	164
TOTAL		1,624	1,777	3,803	6,317	3,953	-	5,083	4,394	26,951

Table A3.11 Mithun population, by dzongkhag, and by gewog, 2021

Dzongkhag	Gewog	Mithun								
		Calf<1 Year		Heifer	Milch	Dry	Breeding Bull	Bull	Bullock	TOTAL
		Male	Female							
Bumthang		-	-	-	-	-	1	-	-	1
	Chhoekhor	-	-	-	-	-	-	-	-	-
	Tang	-	-	-	-	-	-	-	-	-
	Chhumig	-	-	-	-	-	1	-	-	1
	Ura	-	-	-	-	-	-	-	-	-
Chukha		-	-	-	-	-	3	-	-	3
	Bjagchhog	-	-	-	-	-	-	-	-	-
	Bongo	-	-	-	-	-	1	-	-	1
	Chapchha	-	-	-	-	-	-	-	-	-
	Darla	-	-	-	-	-	-	-	-	-
	Getana	-	-	-	-	-	-	-	-	-
	Doongna	-	-	-	-	-	-	-	-	-
	Geling	-	-	-	-	-	-	-	-	-
	Loggchina	-	-	-	-	-	2	-	-	2
	Maedtabkha	-	-	-	-	-	-	-	-	-
	Phuentshogling	-	-	-	-	-	-	-	-	-
	Samphelling	-	-	-	-	-	-	-	-	-
Dagana		-	-	-	-	-	-	-	-	-
	Drukjeygang	-	-	-	-	-	-	-	-	-
	Gozhi	-	-	-	-	-	-	-	-	-
	Karna	-	-	-	-	-	-	-	-	-
	Khebisa	-	-	-	-	-	-	-	-	-
	Largyab	-	-	-	-	-	-	-	-	-
	Tseza	-	-	-	-	-	-	-	-	-
	Tsangkha	-	-	-	-	-	-	-	-	-
	Karmaling	-	-	-	-	-	-	-	-	-
	Dorona	-	-	-	-	-	-	-	-	-
	Gesarling	-	-	-	-	-	-	-	-	-
	Lhamoi Dzingkha	-	-	-	-	-	-	-	-	-
	Nichula	-	-	-	-	-	-	-	-	-
	Tashiding	-	-	-	-	-	-	-	-	-
	Tsenda-Gang	-	-	-	-	-	-	-	-	-

Table A3.11 Mithun population, by dzongkhag, and by gewog, 2021

Dzongkhag	Gewog	Mithun								TOTAL
		Calf < 1 Year		Heifer	Milch	Dry	Breeding Bull	Bull	Bullock	
		Male	Female							
Gasa		-	-	-	-	-	-	-	-	-
	Khamaed	-	-	-	-	-	-	-	-	-
	Lunana	-	-	-	-	-	-	-	-	-
	Khatoed	-	-	-	-	-	-	-	-	-
	Laya	-	-	-	-	-	-	-	-	-
Haa		-	-	-	-	-	5	-	-	5
	Bji	-	-	-	-	-	-	-	-	-
	Kar-tshog	-	-	-	-	-	-	-	-	-
	Uesu	-	-	-	-	-	-	-	-	-
	Gakiling(haa)	-	-	-	-	-	-	-	-	-
	Samar	-	-	-	-	-	2	-	-	2
	Sangbay	-	-	-	-	-	3	-	-	3
Lhuentse		-	-	-	-	-	11	-	-	11
	Gangzur	-	-	-	-	-	3	-	-	3
	Khoma	-	-	-	-	-	-	-	-	-
	Kurtoed	-	-	-	-	-	-	-	-	-
	Minje	-	-	-	-	-	1	-	-	1
	Jarey	-	-	-	-	-	3	-	-	3
	Maenbi	-	-	-	-	-	1	-	-	1
	Maedtsho	-	-	-	-	-	1	-	-	1
	Tsaenkar	-	-	-	-	-	2	-	-	2
Mongar		-	-	-	-	-	20	-	-	20
	Balam	-	-	-	-	-	-	-	-	-
	Chagsakhar	-	-	-	-	-	-	-	-	-
	Dramedtse	-	-	-	-	-	-	-	-	-
	Na-Rang	-	-	-	-	-	2	-	-	2
	Ngatshang	-	-	-	-	-	-	-	-	-
	Shermuhoong	-	-	-	-	-	2	-	-	2
	Thang-Rong	-	-	-	-	-	2	-	-	2
	Gongdue	-	-	-	-	-	1	-	-	1
	Jurmed	-	-	-	-	-	1	-	-	1
	Kengkhar	-	-	-	-	-	1	-	-	1
	Saling	-	-	-	-	-	4	-	-	4
	Silambi	-	-	-	-	-	3	-	-	3
	Chhaling	-	-	-	-	-	-	-	-	-
	Drepoong	-	-	-	-	-	3	-	-	3
	Monggar	-	-	-	-	-	-	-	-	-
	Tsakaling	-	-	-	-	-	1	-	-	1
	Tsamang	-	-	-	-	-	-	-	-	-

Table A3.11 Mithun population, by dzongkhag, and by gewog, 2021

Dzongkhag	Gewog	Mithun								
		Calf < 1 Year		Heifer	Milch	Dry	Breeding Bull	Bull	Bullock	TOTAL
		Male	Female							
Paro		-	-	-	-	-	4	-	-	4
	Dokar	-	-	-	-	-	1	-	-	1
	Loong-nyi	-	-	-	-	-	-	-	-	-
	Nagya	-	-	-	-	-	2	-	-	2
	Sharpa	-	-	-	-	-	-	-	-	-
	Dopshar-ri	-	-	-	-	-	1	-	-	1
	Doteng	-	-	-	-	-	-	-	-	-
	Hoongrel	-	-	-	-	-	-	-	-	-
	Lamgong	-	-	-	-	-	-	-	-	-
	Tsento	-	-	-	-	-	-	-	-	-
	Wangchang	-	-	-	-	-	-	-	-	-
Pema Gatshel		-	-	-	-	-	1	-	-	1
	Chhimoong	-	-	-	-	-	-	-	-	-
	Chongshing	-	-	-	-	-	-	-	-	-
	Dungmaed	-	-	-	-	-	-	-	-	-
	Khar	-	-	-	-	-	-	-	-	-
	Yurung	-	-	-	-	-	-	-	-	-
	Nanong	-	-	-	-	-	1	-	-	1
	Shumar	-	-	-	-	-	-	-	-	-
	Zobel	-	-	-	-	-	-	-	-	-
	Chhoekhorling	-	-	-	-	-	-	-	-	-
	Dechhenling	-	-	-	-	-	-	-	-	-
	Norboogang	-	-	-	-	-	-	-	-	-
Punakha		-	-	-	-	-	3	-	-	3
	Barp	-	-	-	-	-	-	-	-	-
	Guma	-	-	-	-	-	-	-	-	-
	Goenshari	-	-	-	-	-	3	-	-	3
	Kabisa	-	-	-	-	-	-	-	-	-
	Talog	-	-	-	-	-	-	-	-	-
	Toedpaisa	-	-	-	-	-	-	-	-	-
	Chhubu	-	-	-	-	-	-	-	-	-
	Dzomi	-	-	-	-	-	-	-	-	-
	Lingmukha	-	-	-	-	-	-	-	-	-
	Shelnga-Bjemi	-	-	-	-	-	-	-	-	-
	Toedwang	-	-	-	-	-	-	-	-	-

Table A3.11 Mithun population, by dzongkhag, and by gewog, 2021

Dzongkhag	Gewog	Mithun								TOTAL
		Calf < 1 Year		Heifer	Milch	Dry	Breeding Bull	Bull	Bullock	
		Male	Female							
Samdrup Jongkhar		-	-	-	-	-	22	-	-	22
	Dewathang	-	-	-	-	-	-	-	-	-
	Gomdar	-	-	-	-	-	-	-	-	-
	Orong	-	-	-	-	-	-	-	-	-
	Phuentshogthang	-	-	-	-	-	1	-	-	1
	Wangphu	-	-	-	-	-	-	-	-	-
	Langchenphu	-	-	-	-	-	1	-	-	1
	Lauri	-	-	-	-	-	15	-	-	15
	Martshala	-	-	-	-	-	4	-	-	4
	Pemathang	-	-	-	-	-	-	-	-	-
	Samrang	-	-	-	-	-	-	-	-	-
	Serthig	-	-	-	-	-	1	-	-	1
Samtse		-	-	-	-	-	3	-	-	3
	Duenchhukha	-	-	-	-	-	1	-	-	1
	Dophuchen	-	-	-	-	-	-	-	-	-
	Doomtoed	-	-	-	-	-	-	-	-	-
	Tading	-	-	-	-	-	-	-	-	-
	Norbugang	-	-	-	-	-	-	-	-	-
	Phuentshogpelri	-	-	-	-	-	-	-	-	-
	Samtse	-	-	-	-	-	-	-	-	-
	Norgaygang	-	-	-	-	-	2	-	-	2
	Pemaling	-	-	-	-	-	-	-	-	-
	Tashichhoeling	-	-	-	-	-	-	-	-	-
	Tendruk	-	-	-	-	-	-	-	-	-
	Sang-Ngag-Chhoel	-	-	-	-	-	-	-	-	-
	Namgyalchhoeling	-	-	-	-	-	-	-	-	-
	Ugyentse	-	-	-	-	-	-	-	-	-
	Yoesetse	-	-	-	-	-	-	-	-	-
Sarpang		-	-	-	-	-	2	-	-	2
	Samtenling	-	-	-	-	-	-	-	-	-
	Chhuzanggang	-	-	-	-	-	-	-	-	-
	Gelegphu	-	-	-	-	-	-	-	-	-
	Jigme Chhoeling	-	-	-	-	-	2	-	-	2
	Serzhong	-	-	-	-	-	-	-	-	-
	Tareythang	-	-	-	-	-	-	-	-	-
	Umling	-	-	-	-	-	-	-	-	-
	Dekiling	-	-	-	-	-	-	-	-	-
	Chhudzom	-	-	-	-	-	-	-	-	-
	Gakiling	-	-	-	-	-	-	-	-	-
	Senggey	-	-	-	-	-	-	-	-	-
	Shompangkha	-	-	-	-	-	-	-	-	-

Table A3.11 Mithun population, by dzongkhag, and by gewog, 2021

Dzongkhag	Gewog	Mithun								
		Calf<1 Year		Heifer	Milch	Dry	Breeding Bull	Bull	Bullock	TOTAL
		Male	Female							
Thimphu		-	-	-	-	-	-	-	-	-
	Kawang	-	-	-	-	-	-	-	-	-
	Lingzhi	-	-	-	-	-	-	-	-	-
	Naro	-	-	-	-	-	-	-	-	-
	Soe	-	-	-	-	-	-	-	-	-
	Chang	-	-	-	-	-	-	-	-	-
	Darkarla	-	-	-	-	-	-	-	-	-
	Ge-nyen	-	-	-	-	-	-	-	-	-
	Maedwang	-	-	-	-	-	-	-	-	-
Trashigang		-	-	-	-	-	34	-	-	34
	Bartsham	-	-	-	-	-	-	-	-	-
	Bidoong	-	-	-	-	-	1	-	-	1
	Yangnyer	-	-	-	-	-	-	-	-	-
	Shongphu	-	-	-	-	-	5	-	-	5
	Kanglung	-	-	-	-	-	-	-	-	-
	Samkhar	-	-	-	-	-	1	-	-	1
	Udзорong	-	-	-	-	-	1	-	-	1
	Merag	-	-	-	-	-	7	-	-	7
	Phongmed	-	-	-	-	-	2	-	-	2
	Radhi	-	-	-	-	-	5	-	-	5
	Sagteng	-	-	-	-	-	1	-	-	1
	Kangpar	-	-	-	-	-	9	-	-	9
	Thrimshing	-	-	-	-	-	1	-	-	1
	Khaling	-	-	-	-	-	-	-	-	-
	Lumang	-	-	-	-	-	1	-	-	1
Trash Yangtse		-	-	-	-	-	2	-	-	2
	Boomdeling	-	-	-	-	-	-	-	-	-
	Jamkhar	-	-	-	-	-	-	-	-	-
	Tongmajangsa	-	-	-	-	-	-	-	-	-
	Yangtse	-	-	-	-	-	1	-	-	1
	Ramjar	-	-	-	-	-	1	-	-	1
	Khamdang	-	-	-	-	-	-	-	-	-
	Toedtsho	-	-	-	-	-	-	-	-	-
	Yalang	-	-	-	-	-	-	-	-	-
Trongsa		-	-	-	-	-	2	-	-	2
	Draagteng	-	-	-	-	-	1	-	-	1
	Korphu	-	-	-	-	-	-	-	-	-
	Langthil	-	-	-	-	-	1	-	-	1
	Nubi	-	-	-	-	-	-	-	-	-
	Tangsibji	-	-	-	-	-	-	-	-	-

Table A3.11 Mithun population, by dzongkhag, and by gewog, 2021

Dzongkhag	Gewog	Mithun								TOTAL
		Calf < 1 Year		Heifer	Milch	Dry	Breeding Bull	Bull	Bullock	
		Male	Female							
Tsirang		-	-	-	-	-	-	-	-	-
	Barshong	-	-	-	-	-	-	-	-	-
	Patshaling	-	-	-	-	-	-	-	-	-
	Kilkhorthang	-	-	-	-	-	-	-	-	-
	Mendrelgang	-	-	-	-	-	-	-	-	-
	Rangthangling	-	-	-	-	-	-	-	-	-
	Tsholingkhar	-	-	-	-	-	-	-	-	-
	Doonglagang	-	-	-	-	-	-	-	-	-
	Gosarling	-	-	-	-	-	-	-	-	-
	Sergithang	-	-	-	-	-	-	-	-	-
	Pungtenchhu	-	-	-	-	-	-	-	-	-
	Semjong	-	-	-	-	-	-	-	-	-
	Tsirang Toed	-	-	-	-	-	-	-	-	-
Wangdue Phodrang		-	-	-	-	-	11	-	-	11
	Athang	-	-	-	-	-	5	-	-	5
	Bjenag	-	-	-	-	-	-	-	-	-
	Darkar	-	-	-	-	-	1	-	-	1
	Gase Tshogongm	-	-	-	-	-	-	-	-	-
	Gase Tshowogm	-	-	-	-	-	-	-	-	-
	Nahi	-	-	-	-	-	-	-	-	-
	Thedtsho	-	-	-	-	-	-	-	-	-
	Ruebisa	-	-	-	-	-	-	-	-	-
	Dangchhu	-	-	-	-	-	3	-	-	3
	Gangteng	-	-	-	-	-	-	-	-	-
	Kazhi	-	-	-	-	-	1	-	-	1
	Nyishog	-	-	-	-	-	-	-	-	-
	Phangyuel	-	-	-	-	-	1	-	-	1
	Phobji	-	-	-	-	-	-	-	-	-
	Saephu	-	-	-	-	-	-	-	-	-
Zhemgang		-	-	-	-	-	12	-	-	12
	Bardo	-	-	-	-	-	3	-	-	3
	Nangkor	-	-	-	-	-	4	-	-	4
	Shingkhari	-	-	-	-	-	2	-	-	2
	Trong	-	-	-	-	-	1	-	-	1
	Bjoka	-	-	-	-	-	2	-	-	2
	Goshing	-	-	-	-	-	-	-	-	-
	Ngangla	-	-	-	-	-	-	-	-	-
	Phangkhar	-	-	-	-	-	-	-	-	-
TOTAL		-	-	-	-	-	136	-	-	136

Table A3.12 Nublang-Thrabum population, by *dzongkhag*, and by *gewog*, 2021

<i>Dzongkhag</i>	<i>Gewog</i>	Nublang-Thrabum								
		Calf<1 Year		Heifer	Milch	Dry	Breeding Bull	Bull	Bullock	TOTAL
		Male	Female							
Bumthang		49	51	158	169	156	9	104	4	700
	Chhoekhor	4	2	18	19	2	-	4	-	49
	Tang	-	-	-	-	-	-	-	-	-
	Chhumig	40	44	130	138	144	8	85	1	590
	Ura	5	5	10	12	10	1	15	3	61
Chukha		639	641	2,005	1,435	1,394	83	2,447	2,361	11,005
	Bjagchhog	15	13	49	30	37	1	26	13	184
	Bongo	59	91	224	161	169	5	133	171	1,013
	Chapchha	39	27	92	74	63	13	128	103	539
	Darla	90	78	225	165	155	11	221	324	1,269
	Getana	31	26	67	59	70	2	56	64	375
	Doongna	42	37	172	136	106	6	171	118	788
	Geling	27	28	98	72	73	1	65	42	406
	Loggchina	116	127	400	284	296	13	595	504	2,335
	Maedtabkha	41	46	116	82	90	8	127	109	619
	Phuentshogling	106	111	372	222	245	14	623	679	2,372
	Samphelling	73	57	190	150	90	9	302	234	1,105
Dagana		145	165	557	335	348	35	1,116	860	3,561
	Drukjeygang	4	1	5	7	8	-	26	19	70
	Gozhi	-	-	1	-	-	-	-	-	1
	Karna	48	38	175	111	114	2	361	273	1,122
	Khebisa	1	-	11	1	4	2	8	9	36
	Largyab	20	17	63	50	34	1	121	81	387
	Tseza	7	2	16	8	12	-	8	-	53
	Tsangkha	1	-	2	1	2	-	6	6	18
	Karmaling	-	-	-	-	-	-	-	-	-
	Dorona	15	14	36	29	24	24	71	53	266
	Gesarling	8	11	30	14	32	1	88	60	244
	Lhamoi Dzingkha	-	-	-	-	-	-	-	-	-
	Nichula	-	-	-	-	-	-	-	-	-
	Tashiding	26	36	122	63	64	5	250	199	765
	Tsenda-Gang	15	46	96	51	54	-	177	160	599

Table A3.12 Nublang-Thrabum population, by dzongkhag, and by gewog, 2021

Dzongkhag	Gewog	Nublang-Thrabum								
		Calf < 1 Year		Heifer	Milch	Dry	Breeding Bull	Bull	Bullock	TOTAL
		Male	Female							
Gasa		15	19	32	31	34	2	44	7	184
	Khamaed	8	14	18	21	21	1	30	7	120
	Lunana	-	-	-	-	-	-	-	-	-
	Khatoed	6	4	12	8	7	-	9	-	46
	Laya	1	1	2	2	6	1	5	-	18
Haa		207	235	564	521	424	51	448	256	2,706
	Bji	8	10	31	30	33	5	13	2	132
	Kar-tshog	7	4	12	33	13	5	9	-	83
	Uesu	9	17	17	34	3	1	17	11	109
	Gakiling(haa)	76	103	189	146	103	5	136	155	913
	Samar	69	58	132	139	141	14	87	34	674
	Sangbay	38	43	183	139	131	21	186	54	795
Lhuentse		122	97	313	266	353	14	254	41	1,460
	Gangzur	7	14	39	23	46	3	15	5	152
	Khoma	3	3	-	6	18	-	-	-	30
	Kurtoed	10	7	33	23	35	1	17	4	130
	Minjey	14	8	42	30	31	2	26	7	160
	Jarey	39	21	73	68	64	2	86	12	365
	Maenbi	27	20	66	60	83	2	79	7	344
	Maedtsho	14	15	37	38	51	3	24	1	183
	Tsaenkar	8	9	23	18	25	1	7	5	96
Mongar		97	86	386	228	355	60	290	77	1,579
	Balam	-	2	8	5	8	-	2	-	25
	Chagsakhar	1	-	8	5	11	13	17	7	62
	Dramedtse	13	8	81	24	78	2	42	4	252
	Na-Rang	5	15	57	23	70	7	59	3	239
	Ngatshang	3	1	10	5	11	2	8	3	43
	Shermuhoong	14	1	31	8	19	4	14	2	93
	Thang-Rong	9	11	47	26	27	4	20	12	156
	Gongdue	2	5	5	8	10	3	7	2	42
	Jurmed	-	1	6	1	4	-	2	-	14
	Kengkhar	11	9	48	24	34	2	26	10	164
	Saling	10	5	15	22	16	5	26	12	111
	Silambi	8	5	10	14	9	3	16	-	65
	Chhaling	3	11	22	15	15	7	12	2	87
	Drepoong	2	2	17	8	22	5	13	8	77
	Monggar	5	2	5	11	7	1	8	5	44
	Tsakaling	6	4	6	13	3	2	9	2	45
	Tsamang	5	4	10	16	11	-	9	5	60

Table A3.12 Nublang-Thrabum population, by dzongkhag, and by gewog, 2021

Dzongkhag	Gewog	Nublang-Thrabum								
		Calf<1 Year		Heifer	Milch	Dry	Breeding Bull	Bull	Bullock	TOTAL
		Male	Female							
Paro		224	205	475	547	575	50	1,043	606	3,725
	Dokar	48	41	108	133	118	8	231	127	814
	Loong-nyi	17	18	18	34	56	1	58	40	242
	Nagya	55	61	177	169	194	26	353	261	1,296
	Sharpa	32	23	64	66	44	2	138	52	421
	Dopshar-ri	3	5	13	17	7	-	12	-	57
	Doteng	5	5	5	10	8	-	21	8	62
	Hoongrel	1	1	1	2	-	-	1	-	6
	Lamgong	25	20	34	53	49	2	59	4	246
	Tsento	32	26	44	48	84	11	163	114	522
	Wangchang	6	5	11	15	15	-	7	-	59
Pema Gatsel		35	47	167	99	147	12	104	53	664
	Chhimoong	3	4	3	10	8	2	15	6	51
	Chongshing	2	3	13	3	8	1	10	2	42
	Dungmaed	-	1	10	1	6	-	4	3	25
	Khar	4	-	11	5	12	1	8	3	44
	Yurung	-	1	9	1	5	1	9	4	30
	Nanong	19	33	90	59	76	6	41	24	348
	Shumar	1	1	3	3	3	-	5	3	19
	Zobel	3	3	19	9	18	1	9	6	68
	Chhoekhorling	2	1	8	4	8	-	2	2	27
	Dechhenling	-	-	-	-	-	-	-	-	-
	Norboogang	1	-	1	4	3	-	1	-	10
Punakha		287	290	1,190	780	769	52	1,639	704	5,711
	Barp	7	17	47	38	45	4	60	12	230
	Guma	32	32	134	79	74	1	178	78	608
	Goenshari	14	15	64	42	41	5	67	13	261
	Kabisa	33	29	132	86	88	2	152	68	590
	Talog	14	15	65	33	38	-	67	17	249
	Toedpaisa	30	25	86	63	45	5	82	21	357
	Chhubu	38	33	186	110	128	2	343	187	1,027
	Dzomi	34	35	154	82	106	13	229	128	781
	Lingmukha	33	41	108	99	75	4	174	58	592
	Shelnga-Bjemi	21	17	65	43	31	9	83	39	308
	Toedwang	31	31	149	105	98	7	204	83	708

Table A3.12 Nublang-Thrabum population, by dzongkhag, and by gewog, 2021

Dzongkhag	Gewog	Nublang-Thrabum								
		Calf < 1 Year		Heifer	Milch	Dry	Breeding Bull	Bull	Bullock	TOTAL
		Male	Female							
Samdrup Jongkhar		128	114	267	256	231	43	183	94	1,316
	Dewathang	3	2	8	10	5	-	4	8	40
	Gomdar	5	3	17	6	14	3	18	18	84
	Orong	1	3	2	-	5	2	5	1	19
	Phuentshogthang	-	1	2	3	2	-	-	2	10
	Wangphu	48	27	117	91	46	8	53	36	426
	Langchenphu	4	5	5	3	3	-	6	7	33
	Lauri	45	46	68	90	106	14	56	14	439
	Martshala	9	5	23	15	4	3	-	1	60
	Pemathang	1	-	-	1	-	-	1	3	6
	Samrang	-	-	-	-	-	-	-	-	-
	Serthig	12	22	25	37	46	13	40	4	199
Samtse		2,139	2,025	4,792	4,203	3,915	442	7,483	6,444	31,443
	Duenchhukha	100	98	254	209	161	3	661	465	1,951
	Dophuchen	248	263	426	549	369	24	600	495	2,974
	Doomtoed	73	79	177	223	66	170	266	83	1,137
	Tading	197	202	661	404	490	21	655	633	3,263
	Norbugang	159	68	144	220	306	5	528	342	1,772
	Phuentshogpelri	125	105	369	224	369	6	272	445	1,915
	Samtse	150	142	384	291	361	180	835	693	3,036
	Norgaygang	163	161	343	316	396	5	638	611	2,633
	Pemaling	230	160	343	391	187	3	707	140	2,161
	Tashichhoeling	122	153	202	260	81	4	377	218	1,417
	Tendruk	148	157	427	309	347	7	817	574	2,786
	Sang-Ngag-Chhoel	112	127	242	239	207	2	187	561	1,677
	Namgyalchhoeling	161	164	447	326	317	6	682	563	2,666
	Ugyentse	59	48	166	99	110	-	67	268	817
	Yoesetse	92	98	207	143	148	6	191	353	1,238
Sarpang		536	534	1,116	1,150	912	38	1,337	1,474	7,097
	Samtenling	36	33	90	67	55	-	48	113	442
	Chhuzanggang	41	34	102	99	85	2	68	47	478
	Gelegphu	3	2	5	7	6	2	13	36	74
	Jigme Chhoeling	130	160	132	304	116	17	166	355	1,380
	Serzhong	-	-	-	-	-	-	-	-	-
	Tareythang	6	6	14	10	8	-	6	18	68
	Umling	-	1	6	3	3	-	1	2	16
	Dekiling	72	52	144	125	113	5	124	217	852
	Chhudzom	49	63	168	113	187	-	469	122	1,171
	Gakiling	104	97	242	229	155	3	214	294	1,338
	Senggey	62	60	130	109	125	2	159	138	785
	Shompangkha	33	26	83	84	59	7	69	132	493

Table A3.12 Nublang-Thrabum population, by dzongkhag, and by gewog, 2021

Dzongkhag	Gewog	Nublang-Thrabum								
		Calf<1 Year		Heifer	Milch	Dry	Breeding Bull	Bull	Bullock	TOTAL
		Male	Female							
Thimphu		67	87	225	184	135	39	233	41	1,011
	Kawang	7	7	19	23	6	-	11	-	73
	Lingzhi	-	-	-	-	-	-	-	-	-
	Naro	-	-	-	-	-	-	-	-	-
	Soe	-	-	-	-	-	-	-	-	-
	Chang	1	6	10	8	5	-	5	-	35
	Darkarla	2	-	5	3	-	-	1	-	11
	Ge-nyen	24	26	62	53	43	16	61	14	299
	Maedwang	33	48	129	97	81	23	155	27	593
Trashigang		246	283	874	622	732	104	927	146	3,934
	Bartsham	18	27	72	40	59	6	82	12	316
	Bidoong	10	6	38	21	43	-	30	1	149
	Yangnyer	14	30	77	50	55	2	58	12	298
	Shongphu	12	16	38	29	47	5	27	4	178
	Kanglung	24	29	78	56	59	15	51	13	325
	Samkhar	6	10	30	18	8	-	12	6	90
	Udzorong	55	38	189	97	133	26	121	19	678
	Merag	-	-	-	-	-	2	2	-	4
	Phongmed	22	26	98	63	89	10	192	8	508
	Radhi	14	19	57	39	49	6	53	15	252
	Sagteng	9	9	40	55	27	1	51	15	207
	Kangpar	16	16	27	31	40	9	41	17	197
	Thrimshing	6	19	17	24	27	7	27	9	136
	Khaling	30	27	85	73	65	8	142	9	439
	Lumang	10	11	28	26	31	7	38	6	157
Trashigang Yangtse		152	195	592	444	551	18	642	145	2,739
	Boomdeling	-	-	-	-	-	-	-	-	-
	Jamkhar	8	12	37	32	30	2	36	1	158
	Tongmajangsa	20	32	56	60	93	4	68	15	348
	Yangtse	29	33	61	84	87	3	81	5	383
	Ramjar	5	10	29	27	51	1	54	9	186
	Khamdang	51	60	241	152	149	7	253	92	1,005
	Toedtsho	19	27	104	55	70	-	87	14	376
	Yalang	20	21	64	34	71	1	63	9	283
Trongsa		170	194	461	471	436	28	727	416	2,903
	Draagteng	54	48	112	120	140	4	281	160	919
	Korphu	3	5	13	6	11	4	17	5	64
	Langthil	15	25	65	61	55	8	100	73	402
	Nubi	84	106	231	244	188	7	289	159	1,308
	Tangsibji	14	10	40	40	42	5	40	19	210

Table A3.12 Nublang-Thrabum population, by dzongkhag, and by gewog, 2021

Dzongkhag	Gewog	Nublang-Thrabum								
		Calf < 1 Year		Heifer	Milch	Dry	Breeding Bull	Bull	Bullock	TOTAL
		Male	Female							
Tsirang		129	132	346	267	192	13	1,329	1,234	3,642
	Barshong	13	13	36	31	39	4	99	84	319
	Patshaling	2	-	8	-	8	-	13	8	39
	Kilkhorthang	-	-	1	-	-	-	3	3	7
	Mendrelgang	2	5	10	9	4	-	18	23	71
	Rangthangling	6	3	8	8	3	-	27	27	82
	Tsholingkhar	5	9	23	12	13	1	96	94	253
	Doonglagang	7	7	14	13	8	2	40	27	118
	Gosarling	13	9	29	18	16	1	96	94	276
	Sergithang	38	35	87	78	39	1	353	323	954
	Pungtenchhu	9	17	45	25	25	-	199	177	497
	Semjong	20	17	44	38	18	2	196	195	530
	Tsirang Toed	14	17	41	35	19	2	189	179	496
Wangdue Phodrang		881	902	2,547	2,345	1,962	102	2,778	835	12,352
	Athang	51	55	160	131	120	16	198	148	879
	Bjenag	84	70	191	185	159	-	192	28	909
	Darkar	32	40	123	87	108	5	184	152	731
	Gase Tshogongm	23	16	52	59	31	-	100	79	360
	Gase Tshowogm	11	12	49	30	38	1	49	38	228
	Nahi	27	10	64	47	55	-	115	95	413
	Thedtsho	34	38	87	81	71	1	123	93	528
	Ruebisa	84	67	228	203	160	2	210	57	1,011
	Dangchhu	78	91	201	206	127	16	141	2	862
	Gangteng	65	77	222	206	197	6	218	-	991
	Kazhi	46	41	128	98	107	9	157	20	606
	Nyishog	86	98	220	234	158	3	254	25	1,078
	Phangyuel	38	46	121	113	95	1	133	78	625
	Phobji	172	182	597	527	445	20	587	16	2,546
	Saephu	50	59	104	138	91	22	117	4	585
Zhemgang		48	48	186	153	172	19	113	129	868
	Bardo	-	2	-	2	3	2	3	2	14
	Nangkor	19	17	90	60	80	9	58	72	405
	Shingkhari	-	-	-	-	-	-	-	-	-
	Trong	15	16	57	51	47	3	43	38	270
	Bjoka	3	3	9	5	11	2	-	2	35
	Goshing	1	1	10	7	5	1	-	3	28
	Ngangla	1	1	3	2	1	1	-	-	9
	Phangkhar	9	8	17	26	25	1	9	12	107
TOTAL		6,316	6,350	17,253	14,506	13,793	1,214	23,241	15,927	98,600

Table A3.13 Yak population, by *dzongkhag*, and by *gewog*, 2021

<i>Dzongkhag</i>	<i>Gewog</i>	Yak								
		Calf<1 Year		Heifer	Milch	Dry	Breeding Bull	Bull	Bullock	TOTAL
		Male	Female							
Bumthang		238	257	326	701	394	42	654	30	2,642
	Chhoekhor	211	227	291	637	364	39	638	30	2,437
	Tang	7	8	5	15	5	2	7	-	49
	Chhumig	10	17	24	34	19	-	8	-	112
	Ura	10	5	6	15	6	1	1	-	44
Chukha		-	-	-	-	-	-	-	-	-
	Bjagchhog	-	-	-	-	-	-	-	-	-
	Bongo	-	-	-	-	-	-	-	-	-
	Chapchha	-	-	-	-	-	-	-	-	-
	Darla	-	-	-	-	-	-	-	-	-
	Getana	-	-	-	-	-	-	-	-	-
	Doongna	-	-	-	-	-	-	-	-	-
	Geling	-	-	-	-	-	-	-	-	-
	Loggchina	-	-	-	-	-	-	-	-	-
	Maedtabkha	-	-	-	-	-	-	-	-	-
	Phuentshogling	-	-	-	-	-	-	-	-	-
	Samphelling	-	-	-	-	-	-	-	-	-
Dagana		-	-	-	-	-	-	-	-	-
	Drukjeygang	-	-	-	-	-	-	-	-	-
	Gozhi	-	-	-	-	-	-	-	-	-
	Karna	-	-	-	-	-	-	-	-	-
	Khebisa	-	-	-	-	-	-	-	-	-
	Largyab	-	-	-	-	-	-	-	-	-
	Tseza	-	-	-	-	-	-	-	-	-
	Tsangkha	-	-	-	-	-	-	-	-	-
	Karmaling	-	-	-	-	-	-	-	-	-
	Dorona	-	-	-	-	-	-	-	-	-
	Gesarling	-	-	-	-	-	-	-	-	-
	Lhamoi Dzingkha	-	-	-	-	-	-	-	-	-
	Nichula	-	-	-	-	-	-	-	-	-
	Tashiding	-	-	-	-	-	-	-	-	-
	Tsenda-Gang	-	-	-	-	-	-	-	-	-

Table A3.13 Yak population, by dzongkhag, and by gewog, 2021

Dzongkhag	Gewog	Yak								
		Calf < 1 Year		Heifer	Milch	Dry	Breeding Bull	Bull	Bullock	TOTAL
		Male	Female							
Gasa		610	593	553	1,289	653	125	1,299	1,220	6,342
	Khamaed	-	-	-	-	-	-	-	-	-
	Lunana	352	370	249	716	270	20	1,011	687	3,675
	Khatoed	-	-	-	-	-	-	-	-	-
	Laya	258	223	304	573	383	105	288	533	2,667
Haa		406	429	666	964	422	115	984	148	4,134
	Bji	265	262	441	563	288	68	595	56	2,538
	Kar-tshog	97	117	156	303	92	32	279	-	1,076
	Uesu	44	50	69	98	42	15	110	92	520
	Gakiling(haa)	-	-	-	-	-	-	-	-	-
	Samar	-	-	-	-	-	-	-	-	-
	Sangbay	-	-	-	-	-	-	-	-	-
Lhuentse		28	25	18	88	31	14	12	27	243
	Gangzur	-	-	-	-	-	-	-	-	-
	Khoma	28	25	18	88	31	14	12	27	243
	Kurtoed	-	-	-	-	-	-	-	-	-
	Minjey	-	-	-	-	-	-	-	-	-
	Jarey	-	-	-	-	-	-	-	-	-
	Maenbi	-	-	-	-	-	-	-	-	-
	Maedtsho	-	-	-	-	-	-	-	-	-
	Tsaenkhar	-	-	-	-	-	-	-	-	-
Mongar		-	-	-	-	-	-	-	-	-
	Balam	-	-	-	-	-	-	-	-	-
	Chagsakhar	-	-	-	-	-	-	-	-	-
	Dramedtse	-	-	-	-	-	-	-	-	-
	Na-Rang	-	-	-	-	-	-	-	-	-
	Ngatshang	-	-	-	-	-	-	-	-	-
	Shermuhoong	-	-	-	-	-	-	-	-	-
	Thang-Rong	-	-	-	-	-	-	-	-	-
	Gongdue	-	-	-	-	-	-	-	-	-
	Jurmed	-	-	-	-	-	-	-	-	-
	Kengkhar	-	-	-	-	-	-	-	-	-
	Saling	-	-	-	-	-	-	-	-	-
	Silambi	-	-	-	-	-	-	-	-	-
	Chhaling	-	-	-	-	-	-	-	-	-
	Drepoong	-	-	-	-	-	-	-	-	-
	Monggar	-	-	-	-	-	-	-	-	-
	Tsakaling	-	-	-	-	-	-	-	-	-
	Tsamang	-	-	-	-	-	-	-	-	-

Table A3.13 Yak population, by dzongkhag, and by gewog, 2021

Dzongkhag	Gewog	Yak								
		Calf < 1 Year		Heifer	Milch	Dry	Breeding Bull	Bull	Bullock	TOTAL
		Male	Female							
Paro		373	404	522	814	772	95	1,032	-	4,012
	Dokar	-	-	-	-	-	-	-	-	-
	Loong-nyi	-	-	-	-	-	-	-	-	-
	Nagya	-	-	-	-	-	-	-	-	-
	Sharpa	-	-	-	-	-	-	-	-	-
	Dopshar-ri	-	-	-	-	-	-	-	-	-
	Doteng	36	24	35	64	53	5	109	-	326
	Hoongrel	-	-	-	-	-	-	-	-	-
	Lamgong	-	-	-	-	-	-	-	-	-
	Tsento	337	380	487	750	719	90	923	-	3,686
	Wangchang	-	-	-	-	-	-	-	-	-
Pema Gatsel		-	-	-	-	-	-	-	-	-
	Chhimoong	-	-	-	-	-	-	-	-	-
	Chongshing	-	-	-	-	-	-	-	-	-
	Dungmaed	-	-	-	-	-	-	-	-	-
	Khar	-	-	-	-	-	-	-	-	-
	Yurung	-	-	-	-	-	-	-	-	-
	Nanong	-	-	-	-	-	-	-	-	-
	Shumar	-	-	-	-	-	-	-	-	-
	Zobel	-	-	-	-	-	-	-	-	-
	Chhoekhorling	-	-	-	-	-	-	-	-	-
	Dechhenling	-	-	-	-	-	-	-	-	-
	Norboogang	-	-	-	-	-	-	-	-	-
Punakha		-	-	-	-	-	-	-	-	-
	Barp	-	-	-	-	-	-	-	-	-
	Guma	-	-	-	-	-	-	-	-	-
	Goenshari	-	-	-	-	-	-	-	-	-
	Kabisa	-	-	-	-	-	-	-	-	-
	Talog	-	-	-	-	-	-	-	-	-
	Toedpaisa	-	-	-	-	-	-	-	-	-
	Chhubu	-	-	-	-	-	-	-	-	-
	Dzomi	-	-	-	-	-	-	-	-	-
	Lingmukha	-	-	-	-	-	-	-	-	-
	Shelnga-Bjemi	-	-	-	-	-	-	-	-	-
	Toedwang	-	-	-	-	-	-	-	-	-

Table A3.13 Yak population, by dzongkhag, and by gewog, 2021

Dzongkhag	Gewog	Yak								
		Calf < 1 Year		Heifer	Milch	Dry	Breeding Bull	Bull	Bullock	TOTAL
		Male	Female							
Samdrup Jongkhar		-	1	2	1	-	1	-	1	6
	Dewathang	-	-	-	-	-	-	-	-	-
	Gomdar	-	-	-	-	-	-	-	-	-
	Orong	-	-	-	-	-	-	-	-	-
	Phuentshogthang	-	-	-	-	-	-	-	-	-
	Wangphu	-	-	-	-	-	-	-	-	-
	Langchenphu	-	-	-	-	-	-	-	-	-
	Lauri	-	1	2	1	-	1	-	1	6
	Martshala	-	-	-	-	-	-	-	-	-
	Pemathang	-	-	-	-	-	-	-	-	-
	Samrang	-	-	-	-	-	-	-	-	-
	Serthig	-	-	-	-	-	-	-	-	-
Samtse		-	-	-	-	-	-	-	-	-
	Duenchukha	-	-	-	-	-	-	-	-	-
	Dophuchen	-	-	-	-	-	-	-	-	-
	Doomtoed	-	-	-	-	-	-	-	-	-
	Tading	-	-	-	-	-	-	-	-	-
	Norbugang	-	-	-	-	-	-	-	-	-
	Phuentshogpelri	-	-	-	-	-	-	-	-	-
	Samtse	-	-	-	-	-	-	-	-	-
	Norgaygang	-	-	-	-	-	-	-	-	-
	Pemaling	-	-	-	-	-	-	-	-	-
	Tashichhoeling	-	-	-	-	-	-	-	-	-
	Tendruk	-	-	-	-	-	-	-	-	-
	Sang-Ngag-Chhoel	-	-	-	-	-	-	-	-	-
	Namgyalchhoeling	-	-	-	-	-	-	-	-	-
	Ugyentse	-	-	-	-	-	-	-	-	-
	Yoesetse	-	-	-	-	-	-	-	-	-
Sarpang		-	-	-	-	-	-	-	-	-
	Samtenling	-	-	-	-	-	-	-	-	-
	Chhuzanggang	-	-	-	-	-	-	-	-	-
	Gelegphu	-	-	-	-	-	-	-	-	-
	Jigme Chhoeling	-	-	-	-	-	-	-	-	-
	Serzhong	-	-	-	-	-	-	-	-	-
	Tareything	-	-	-	-	-	-	-	-	-
	Umling	-	-	-	-	-	-	-	-	-
	Dekiling	-	-	-	-	-	-	-	-	-
	Chhudzom	-	-	-	-	-	-	-	-	-
	Gakiling	-	-	-	-	-	-	-	-	-
	Senggey	-	-	-	-	-	-	-	-	-
	Shompangkha	-	-	-	-	-	-	-	-	-

Table A3.13 Yak population, by dzongkhag, and by gewog, 2021

Dzongkhag	Gewog	Yak								
		Calf < 1 Year		Heifer	Milch	Dry	Breeding Bull	Bull	Bullock	TOTAL
		Male	Female							
Thimphu		1,093	1,106	1,021	2,581	920	280	2,115	1,817	10,933
	Kawang	-	-	-	-	-	-	-	-	-
	Lingzhi	359	365	324	888	342	116	333	887	3,614
	Naro	255	234	240	507	268	53	714	602	2,873
	Soe	149	153	253	479	112	52	558	328	2,084
	Chang	-	-	-	-	-	-	-	-	-
	Darkarla	330	354	204	707	198	59	510	-	2,362
	Ge-nyen	-	-	-	-	-	-	-	-	-
	Maedwang	-	-	-	-	-	-	-	-	-
Trashigang		415	553	861	1,398	736	591	1,482	540	6,576
	Bartsham	-	-	-	-	-	-	-	-	-
	Bidoong	-	-	-	-	-	-	-	-	-
	Yangnyer	-	-	-	-	-	-	-	-	-
	Shongphu	-	-	-	-	-	8	6	-	14
	Kanglung	-	-	-	-	-	-	-	-	-
	Samkhar	12	10	13	20	-	10	25	-	90
	Udzorong	-	-	-	-	-	-	-	-	-
	Merag	219	316	508	740	374	384	708	222	3,471
	Phongmed	-	-	-	-	-	-	-	-	-
	Radhi	-	-	-	-	-	-	-	-	-
	Sagteng	184	227	340	638	362	189	743	318	3,001
	Kangpar	-	-	-	-	-	-	-	-	-
	Thrimshing	-	-	-	-	-	-	-	-	-
	Khaling	-	-	-	-	-	-	-	-	-
	Lumang	-	-	-	-	-	-	-	-	-
Trashigang Yangtse		28	28	31	82	57	9	15	62	312
	Boomdeling	28	28	31	82	57	9	15	62	312
	Jamkhar	-	-	-	-	-	-	-	-	-
	Tongmajangsa	-	-	-	-	-	-	-	-	-
	Yangtse	-	-	-	-	-	-	-	-	-
	Ramjar	-	-	-	-	-	-	-	-	-
	Khamdang	-	-	-	-	-	-	-	-	-
	Toedtsho	-	-	-	-	-	-	-	-	-
	Yalang	-	-	-	-	-	-	-	-	-
Trongsa		28	29	59	69	34	7	77	-	303
	Draagteng	-	-	-	-	-	-	-	-	-
	Korphu	-	-	-	-	-	-	-	-	-
	Langthil	-	-	-	-	-	-	-	-	-
	Nubi	28	29	59	69	34	7	77	-	303
	Tangsibji	-	-	-	-	-	-	-	-	-

Table A3.13 Yak population, by dzongkhag, and by gewog, 2021

Dzongkhag	Gewog	Yak								TOTAL
		Calf < 1 Year		Heifer	Milch	Dry	Breeding Bull	Bull	Bullock	
		Male	Female							
Tsirang		-	-	-	-	-	-	-	-	-
	Barshong	-	-	-	-	-	-	-	-	-
	Patshaling	-	-	-	-	-	-	-	-	-
	Kilkhorthang	-	-	-	-	-	-	-	-	-
	Mendrelgang	-	-	-	-	-	-	-	-	-
	Rangthangling	-	-	-	-	-	-	-	-	-
	Tsholingkhar	-	-	-	-	-	-	-	-	-
	Doonglagang	-	-	-	-	-	-	-	-	-
	Gosarling	-	-	-	-	-	-	-	-	-
	Sergithang	-	-	-	-	-	-	-	-	-
	Pungtenchhu	-	-	-	-	-	-	-	-	-
	Semjong	-	-	-	-	-	-	-	-	-
	Tsirang Toed	-	-	-	-	-	-	-	-	-
Wangdue Phodrang		345	341	334	634	444	60	727	254	3,139
	Athang	-	-	-	-	-	-	-	-	-
	Bjenag	-	-	-	-	-	-	-	-	-
	Darkar	-	-	-	-	-	-	-	-	-
	Gase Tshogongm	-	-	-	-	-	-	-	-	-
	Gase Tshowogm	-	-	-	-	-	-	-	-	-
	Nahi	-	-	-	-	-	-	-	-	-
	Thedtsho	-	-	-	-	-	-	-	-	-
	Ruebisa	-	-	-	-	-	-	-	-	-
	Dangchhu	-	-	-	-	-	-	15	-	15
	Gangteng	38	38	40	90	86	6	98	-	396
	Kazhi	116	115	115	218	164	25	97	243	1,093
	Nyishog	-	-	-	-	-	-	-	-	-
	Phangyuel	-	-	-	-	-	-	-	-	-
	Phobji	3	8	18	15	17	2	27	-	90
	Saephu	188	180	161	311	177	27	490	11	1,545
Zhemgang		-	-	-	-	-	-	-	-	-
	Bardo	-	-	-	-	-	-	-	-	-
	Nangkor	-	-	-	-	-	-	-	-	-
	Shingkhari	-	-	-	-	-	-	-	-	-
	Trong	-	-	-	-	-	-	-	-	-
	Bjoka	-	-	-	-	-	-	-	-	-
	Goshing	-	-	-	-	-	-	-	-	-
	Ngangla	-	-	-	-	-	-	-	-	-
	Phangkhar	-	-	-	-	-	-	-	-	-
TOTAL		3,564	3,766	4,393	8,621	4,463	1,339	8,397	4,099	38,642

Table A3.14 Yangku-Yangkum population, by dzongkhag, and by gewog, 2021

Dzongkhag	Gewog	Yangku-Yangkum								
		Calf<1 Year		Heifer	Milch	Dry	Breeding Bull	Bull	Bullock	TOTAL
		Male	Female							
Bumthang		57	64	121	161	115	-	125	21	664
	Chhoekhor	2	4	6	13	5	-	2	-	32
	Tang	1	1	3	2	3	-	8	6	24
	Chhumig	28	30	64	77	60	-	43	-	302
	Ura	26	29	48	69	47	-	72	15	306
Chukha		55	46	137	116	126	-	98	95	673
	Bjagchhog	-	-	3	1	2	-	2	1	9
	Bongo	15	10	34	24	14	-	12	16	125
	Chapchha	-	-	-	-	2	-	1	1	4
	Darla	-	-	-	1	-	-	1	-	2
	Getana	10	8	18	14	28	-	11	15	104
	Doongna	20	20	49	49	51	-	38	21	248
	Geling	-	1	6	3	8	-	5	4	27
	Loggchina	5	3	6	12	5	-	5	4	40
	Maedtabkha	5	4	19	12	16	-	23	33	112
	Phuentshogling	-	-	2	-	-	-	-	-	2
	Samphelling	-	-	-	-	-	-	-	-	-
Dagana		25	17	54	36	54	-	85	46	317
	Drukjeygang	3	1	2	2	2	-	12	10	32
	Gozhi	-	1	3	2	3	-	5	2	16
	Karna	3	2	9	4	11	-	9	6	44
	Khebisa	6	6	11	13	19	-	32	18	105
	Largyab	2	1	3	2	3	-	9	6	26
	Tseza	5	4	14	6	11	-	8	1	49
	Tsangkha	-	-	-	-	-	-	-	-	-
	Karmaling	-	-	-	-	-	-	-	-	-
	Dorona	4	1	5	5	1	-	8	1	25
	Gesarling	2	1	7	2	4	-	2	2	20
	Lhamoi Dzingkha	-	-	-	-	-	-	-	-	-
	Nichula	-	-	-	-	-	-	-	-	-
	Tashiding	-	-	-	-	-	-	-	-	-
	Tsenda-Gang	-	-	-	-	-	-	-	-	-

Table A3.14 Yangku-Yangkum population, by dzongkhag, and by gewog, 2021

Dzongkhag	Gewog	Yangku-Yangkum								
		Calf < 1 Year		Heifer	Milch	Dry	Breeding Bull	Bull	Bullock	TOTAL
		Male	Female							
Gasa		5	7	14	12	8	-	12	1	59
	Khamaed	5	5	12	9	6	-	8	1	46
	Lunana	-	-	-	-	-	-	-	-	-
	Khatoed	-	2	2	3	2	-	4	-	13
	Laya	-	-	-	-	-	-	-	-	-
Haa		77	105	226	211	160	-	128	35	942
	Bji	3	6	5	9	7	-	6	-	36
	Kar-tshog	7	13	30	15	5	-	7	-	77
	Uesu	-	-	-	1	-	-	1	-	2
	Gakiling(haa)	10	12	22	23	6	-	9	8	90
	Samar	39	50	123	120	102	-	64	18	516
	Sangbay	18	24	46	43	40	-	41	9	221
Lhuentse		143	154	446	371	407	-	378	94	1,993
	Gangzur	23	44	74	63	64	-	70	38	376
	Khoma	5	6	24	12	16	-	19	8	90
	Kurtoed	7	11	31	14	29	-	34	14	140
	Minjey	9	11	27	23	24	-	15	1	110
	Jarey	39	21	79	63	71	-	93	11	377
	Maenbi	12	10	26	33	24	-	22	6	133
	Maedtsho	22	27	119	93	101	-	96	9	467
	Tsaenkhari	26	24	66	70	78	-	29	7	300
Mongar		244	261	948	604	853	-	995	526	4,431
	Balam	9	10	35	22	36	-	54	31	197
	Chagsakhar	21	19	99	59	93	-	70	28	389
	Dramedtse	22	18	123	42	68	-	134	71	478
	Na-Rang	5	4	42	11	42	-	71	36	211
	Ngatshang	10	4	49	22	20	-	63	32	200
	Shermuhoong	15	13	89	46	61	-	88	63	375
	Thang-Rong	28	40	119	86	70	-	88	48	479
	Gongdue	7	5	16	13	12	-	45	31	129
	Jurmed	5	5	20	12	28	-	26	26	122
	Kengkhar	11	10	28	21	25	-	25	19	139
	Saling	23	38	82	63	119	-	97	49	471
	Silambi	27	26	50	57	60	-	64	31	315
	Chhaling	10	14	26	30	41	-	33	7	161
	Drepoong	19	23	68	43	57	-	61	25	296
	Monggar	8	12	29	19	26	-	29	14	137
	Tsakaling	12	8	44	32	37	-	20	9	162
	Tsamang	12	12	29	26	58	-	27	6	170

Table A3.14 Yangku-Yangkum population, by dzongkhag, and by gewog, 2021

Dzongkhag	Gewog	Yangku-Yangkum								
		Calf<1 Year		Heifer	Milch	Dry	Breeding Bull	Bull	Bullock	TOTAL
		Male	Female							
Paro		19	23	66	72	99	-	107	65	451
	Dokar	3	2	8	5	6	-	7	4	35
	Loong-nyi	-	1	-	1	-	-	4	2	8
	Nagya	10	14	31	40	23	-	61	44	223
	Sharpa	1	-	5	4	2	-	17	11	40
	Dopshar-ri	1	1	-	2	-	-	4	-	8
	Doteng	-	-	-	-	1	-	-	-	1
	Hoongrel	-	-	-	-	-	-	-	-	-
	Lamgong	-	-	-	-	-	-	-	-	-
	Tsento	2	-	3	2	-	-	4	4	15
	Wangchang	2	5	19	18	67	-	10	-	121
Pema Gatsel		14	12	49	37	49	-	85	50	296
	Chhimoong	-	-	1	2	2	-	6	2	13
	Chongshing	-	-	-	-	7	-	12	5	24
	Dungmaed	1	1	4	3	6	-	8	6	29
	Khar	-	1	5	2	2	-	9	5	24
	Yurung	1	1	2	1	2	-	3	2	12
	Nanong	2	4	18	7	12	-	17	13	73
	Shumar	3	3	7	5	4	-	8	3	33
	Zobel	2	1	8	4	8	-	12	10	45
	Chhoekhorling	-	-	-	-	1	-	-	1	2
	Dechhenling	-	-	-	1	-	-	4	3	8
	Norboogang	5	1	4	12	5	-	6	-	33
Punakha		27	37	148	94	79	-	132	61	578
	Barp	-	1	1	2	-	-	1	1	6
	Guma	-	1	1	2	4	-	9	3	20
	Goenshari	5	7	16	13	16	-	17	4	78
	Kabisa	1	5	11	10	6	-	12	4	49
	Talog	1	-	5	2	1	-	3	2	14
	Toedpaisa	4	2	16	13	5	-	8	1	49
	Chhubu	2	5	18	10	15	-	18	19	87
	Dzomi	-	2	3	2	1	-	3	2	13
	Lingmukha	2	-	20	4	8	-	9	2	45
	Shelnga-Bjemi	7	9	30	22	10	-	14	7	99
	Toedwang	5	5	27	14	13	-	38	16	118

Table A3.14 Yangku-Yangkum population, by dzongkhag, and by gewog, 2021

Dzongkhag	Gewog	Yangku-Yangkum								
		Calf < 1 Year		Heifer	Milch	Dry	Breeding Bull	Bull	Bullock	TOTAL
		Male	Female							
Samdrup Jongkhar		97	134	341	279	316	-	157	457	1,781
	Dewathang	1	2	4	6	2	-	2	13	30
	Gomdar	9	11	58	28	59	-	26	125	316
	Orong	4	11	17	11	16	-	1	5	65
	Phuentshogthang	5	7	3	17	13	-	-	32	77
	Wangphu	10	6	28	33	27	-	9	19	132
	Langchenphu	-	1	1	-	1	-	2	4	9
	Lauri	19	23	40	42	51	-	17	35	227
	Martshala	31	45	135	105	110	-	69	191	686
	Pemathang	1	7	7	7	6	-	6	29	63
	Samrang	-	-	-	-	-	-	-	-	-
	Serthig	17	21	48	30	31	-	25	4	176
Samtse		19	21	67	79	47	-	34	15	282
	Duenchhukha	6	7	32	37	26	-	18	5	131
	Dophuchen	8	10	32	35	16	-	10	3	114
	Doomtoed	-	2	-	-	-	-	-	-	2
	Tading	-	-	-	-	-	-	-	1	1
	Norbugang	-	-	-	-	1	-	-	-	1
	Phuentshogpelri	-	-	-	-	-	-	-	-	-
	Samtse	-	-	-	-	-	-	-	-	-
	Norgaygang	-	-	-	-	-	-	-	-	-
	Pemaling	-	-	-	-	-	-	-	-	-
	Tashichhoeling	-	-	1	-	-	-	-	-	1
	Tendruk	3	1	2	5	3	-	6	4	24
	Sang-Ngag-Chhoel	-	-	-	-	-	-	-	-	-
	Namgyalchhoeling	-	-	-	-	-	-	-	-	-
	Ugyentse	-	-	-	-	-	-	-	-	-
	Yoesetse	2	1	-	2	1	-	-	2	8
Sarpang		107	111	73	59	38	-	44	37	469
	Samtenling	2	4	3	5	3	-	3	-	20
	Chhuzanggang	-	-	4	6	7	-	5	7	29
	Gelegphu	-	-	-	-	-	-	-	-	-
	Jigme Chhoeling	95	100	44	31	18	-	28	23	339
	Serzhong	5	4	10	9	5	-	2	-	35
	Tareythang	-	-	-	-	-	-	-	-	-
	Umling	2	1	3	3	4	-	4	1	18
	Dekiling	3	2	9	5	1	-	2	6	28
	Chhudzom	-	-	-	-	-	-	-	-	-
	Gakiling	-	-	-	-	-	-	-	-	-
	Senggey	-	-	-	-	-	-	-	-	-
	Shompangkha	-	-	-	-	-	-	-	-	-

Table A3.14 Yangku-Yangkum population, by dzongkhag, and by gewog, 2021

Dzongkhag	Gewog	Yangku-Yangkum								
		Calf < 1 Year		Heifer	Milch	Dry	Breeding Bull	Bull	Bullock	TOTAL
		Male	Female							
Thimphu		1	1	5	3	5	-	6	-	21
	Kawang	-	-	-	-	1	-	-	-	1
	Lingzhi	-	-	-	-	-	-	-	-	-
	Naro	-	-	-	-	-	-	-	-	-
	Soe	-	-	-	-	-	-	-	-	-
	Chang	-	-	-	-	-	-	-	-	-
	Darkarla	-	-	1	-	1	-	1	-	3
	Ge-nyen	1	-	1	1	-	-	2	-	5
	Maedwang	-	1	3	2	3	-	3	-	12
Trashigang		175	320	967	1,116	620	-	607	276	4,081
	Bartsham	1	1	16	6	14	-	9	2	49
	Bidoong	1	3	9	3	11	-	14	3	44
	Yangnyer	6	5	28	14	13	-	25	16	107
	Shongphu	6	16	24	27	36	-	30	3	142
	Kanglung	1	7	21	8	18	-	15	4	74
	Samkhar	5	11	29	16	46	-	25	14	146
	Udзорong	21	25	57	32	61	-	70	36	302
	Merag	57	137	422	646	195	-	74	49	1,580
	Phongmed	8	9	28	24	28	-	40	9	146
	Radhi	4	3	20	9	17	-	15	8	76
	Sagteng	8	28	108	155	57	-	68	35	459
	Kangpar	22	44	92	68	47	-	101	47	421
	Thrimshing	6	9	32	9	16	-	24	13	109
	Khaling	10	6	27	59	20	-	37	11	170
	Lumang	19	16	54	40	41	-	60	26	256
Trashigang Yangtse		55	69	136	129	89	-	123	21	622
	Boomdeling	17	14	43	38	23	-	25	3	163
	Jamkhar	3	5	5	14	2	-	2	1	32
	Tongmajangsa	4	9	5	14	16	-	7	1	56
	Yangtse	21	27	34	34	32	-	31	1	180
	Ramjar	-	-	4	-	5	-	6	1	16
	Khamdang	2	2	13	10	4	-	36	12	79
	Toedtsho	5	5	12	10	4	-	4	1	41
	Yalang	3	7	20	9	3	-	12	1	55
Trongsa		47	39	129	145	81	-	235	157	833
	Draagteng	8	3	14	18	17	-	44	25	129
	Korphu	-	2	10	9	7	-	26	12	66
	Langthil	24	23	73	71	39	-	114	83	427
	Nubi	5	8	23	26	15	-	37	26	140
	Tangsibji	10	3	9	21	3	-	14	11	71

Table A3.14 Yangku-Yangkum population, by dzongkhag, and by gewog, 2021

Dzongkhag	Gewog	Yangku-Yangkum								
		Calf < 1 Year		Heifer	Milch	Dry	Breeding Bull	Bull	Bullock	TOTAL
		Male	Female							
Tsirang		5	9	18	16	9	-	20	21	98
	Barshong	-	1	1	1	-	-	2	2	7
	Patshaling	1	-	7	5	4	-	3	2	22
	Kilkhorthang	-	-	-	-	-	-	-	-	-
	Mendrelgang	-	-	-	-	-	-	-	-	-
	Rangthangling	-	-	-	-	1	-	-	1	2
	Tsholingkhar	-	-	-	-	-	-	2	2	4
	Doonglagang	-	1	-	1	-	-	-	-	2
	Gosarling	-	-	-	-	-	-	-	-	-
	Sergithang	1	1	3	-	-	-	4	6	15
	Pungtenchhu	3	5	7	8	4	-	9	8	44
	Semjong	-	-	-	-	-	-	-	-	-
	Tsirang Toed	-	1	-	1	-	-	-	-	2
Wangdue Phodrang		78	104	236	211	149	-	221	103	1,102
	Athang	7	11	26	25	15	-	31	26	141
	Bjenag	11	10	20	28	17	-	17	2	105
	Darkar	2	3	10	6	7	-	26	23	77
	Gase Tshogongm	1	3	13	3	4	-	11	4	39
	Gase Tshowogm	2	2	8	2	4	-	8	6	32
	Nahi	1	2	1	3	-	-	15	15	37
	Thedtsho	1	1	2	2	1	-	1	1	9
	Ruebisa	5	9	16	12	11	-	9	2	64
	Dangchhu	21	29	48	59	33	-	30	1	221
	Gangteng	-	2	6	6	4	-	2	-	20
	Kazhi	8	9	29	18	23	-	35	18	140
	Nyishog	7	6	19	9	9	-	17	2	69
	Phangyuel	1	-	6	2	1	-	4	2	16
	Phobji	6	11	25	25	13	-	11	1	92
	Saephu	5	6	7	11	7	-	4	-	40
Zhemgang		166	190	503	432	490	-	292	426	2,499
	Bardo	23	18	100	64	105	-	36	106	452
	Nangkor	33	27	85	67	103	-	58	85	458
	Shingkhar	46	62	169	124	135	-	107	57	700
	Trong	13	11	39	39	40	-	41	24	207
	Bjoka	23	34	25	50	42	-	11	72	257
	Goshing	3	6	12	17	9	-	4	34	85
	Ngangla	14	19	31	33	26	-	19	14	156
	Phangkhar	11	13	42	38	30	-	16	34	184
TOTAL		1,416	1,724	4,684	4,183	3,794	-	3,884	2,507	22,192

Table A3.15 Zo-Zom population, by dzongkhag, and by gewog, 2021

Dzongkhag	Gewog	Zo-Zom								
		Calf<1 Year		Heifer	Milch	Dry	Breeding Bull	Bull	Bullock	TOTAL
		Male	Female							
Bumthang		-	-	-	-	-	-	-	-	-
	Chhoekhor	-	-	-	-	-	-	-	-	-
	Tang	-	-	-	-	-	-	-	-	-
	Chhumig	-	-	-	-	-	-	-	-	-
	Ura	-	-	-	-	-	-	-	-	-
Chukha		-	-	-	-	-	-	-	-	-
	Bjagchhog	-	-	-	-	-	-	-	-	-
	Bongo	-	-	-	-	-	-	-	-	-
	Chapchha	-	-	-	-	-	-	-	-	-
	Darla	-	-	-	-	-	-	-	-	-
	Getana	-	-	-	-	-	-	-	-	-
	Doongna	-	-	-	-	-	-	-	-	-
	Geling	-	-	-	-	-	-	-	-	-
	Loggchina	-	-	-	-	-	-	-	-	-
	Maedtabkha	-	-	-	-	-	-	-	-	-
	Phuentshogling	-	-	-	-	-	-	-	-	-
	Samphelling	-	-	-	-	-	-	-	-	-
Dagana		-	-	-	-	-	-	-	-	-
	Drukjeygang	-	-	-	-	-	-	-	-	-
	Gozhi	-	-	-	-	-	-	-	-	-
	Karna	-	-	-	-	-	-	-	-	-
	Khebisa	-	-	-	-	-	-	-	-	-
	Largyab	-	-	-	-	-	-	-	-	-
	Tseza	-	-	-	-	-	-	-	-	-
	Tsangkha	-	-	-	-	-	-	-	-	-
	Karmaling	-	-	-	-	-	-	-	-	-
	Dorona	-	-	-	-	-	-	-	-	-
	Gesarling	-	-	-	-	-	-	-	-	-
	Lhamoi Dzingkha	-	-	-	-	-	-	-	-	-
	Nichula	-	-	-	-	-	-	-	-	-
	Tashiding	-	-	-	-	-	-	-	-	-
	Tsenda-Gang	-	-	-	-	-	-	-	-	-

Table A3.15 Zo-Zom population, by dzongkhag, and by gewog, 2021

Dzongkhag	Gewog	Zo-Zom								
		Calf<1 Year		Heifer	Milch	Dry	Breeding Bull	Bull	Bullock	TOTAL
		Male	Female							
Gasa		-	-	-	-	-	-	-	-	-
	Khamaed	-	-	-	-	-	-	-	-	-
	Lunana	-	-	-	-	-	-	-	-	-
	Khatoed	-	-	-	-	-	-	-	-	-
	Laya	-	-	-	-	-	-	-	-	-
Haa		-	-	-	-	-	-	-	-	-
	Bji	-	-	-	-	-	-	-	-	-
	Kar-tshog	-	-	-	-	-	-	-	-	-
	Uesu	-	-	-	-	-	-	-	-	-
	Gakiling(haa)	-	-	-	-	-	-	-	-	-
	Samar	-	-	-	-	-	-	-	-	-
	Sangbay	-	-	-	-	-	-	-	-	-
Lhuentse		3	4	2	23	4	-	4	21	61
	Gangzur	-	-	-	-	-	-	-	-	-
	Khoma	3	4	2	23	4	-	4	21	61
	Kurtoed	-	-	-	-	-	-	-	-	-
	Minjey	-	-	-	-	-	-	-	-	-
	Jarey	-	-	-	-	-	-	-	-	-
	Maenbi	-	-	-	-	-	-	-	-	-
	Maedtsho	-	-	-	-	-	-	-	-	-
	Tsaenkhar	-	-	-	-	-	-	-	-	-
Mongar		-	-	-	-	-	-	-	-	-
	Balam	-	-	-	-	-	-	-	-	-
	Chagsakhar	-	-	-	-	-	-	-	-	-
	Dramedtse	-	-	-	-	-	-	-	-	-
	Na-Rang	-	-	-	-	-	-	-	-	-
	Ngatshang	-	-	-	-	-	-	-	-	-
	Shermuhoong	-	-	-	-	-	-	-	-	-
	Thang-Rong	-	-	-	-	-	-	-	-	-
	Gongdue	-	-	-	-	-	-	-	-	-
	Jurmed	-	-	-	-	-	-	-	-	-
	Kengkhar	-	-	-	-	-	-	-	-	-
	Saling	-	-	-	-	-	-	-	-	-
	Silambi	-	-	-	-	-	-	-	-	-
	Chhaling	-	-	-	-	-	-	-	-	-
	Drepoong	-	-	-	-	-	-	-	-	-
	Monggar	-	-	-	-	-	-	-	-	-
	Tsakaling	-	-	-	-	-	-	-	-	-
	Tsamang	-	-	-	-	-	-	-	-	-

Table A3.15 Zo-Zom population, by dzongkhag, and by gewog, 2021

Dzongkhag	Gewog	Zo-Zom								TOTAL
		Calf<1 Year		Heifer	Milch	Dry	Breeding Bull	Bull	Bullock	
		Male	Female							
Paro		-	-	-	-	-	-	-	-	-
	Dokar	-	-	-	-	-	-	-	-	-
	Loong-nyi	-	-	-	-	-	-	-	-	-
	Nagya	-	-	-	-	-	-	-	-	-
	Sharpa	-	-	-	-	-	-	-	-	-
	Dopshar-ri	-	-	-	-	-	-	-	-	-
	Doteng	-	-	-	-	-	-	-	-	-
	Hoongrel	-	-	-	-	-	-	-	-	-
	Lamgong	-	-	-	-	-	-	-	-	-
	Tsento	-	-	-	-	-	-	-	-	-
	Wangchang	-	-	-	-	-	-	-	-	-
Pema Gatsel		-	-	-	-	-	-	-	-	-
	Chhimoong	-	-	-	-	-	-	-	-	-
	Chongshing	-	-	-	-	-	-	-	-	-
	Dungmaed	-	-	-	-	-	-	-	-	-
	Khar	-	-	-	-	-	-	-	-	-
	Yurung	-	-	-	-	-	-	-	-	-
	Nanong	-	-	-	-	-	-	-	-	-
	Shumar	-	-	-	-	-	-	-	-	-
	Zobel	-	-	-	-	-	-	-	-	-
	Chhoekhorling	-	-	-	-	-	-	-	-	-
	Dechhenling	-	-	-	-	-	-	-	-	-
	Norboogang	-	-	-	-	-	-	-	-	-
Punakha		-	-	-	-	-	-	-	-	-
	Barp	-	-	-	-	-	-	-	-	-
	Guma	-	-	-	-	-	-	-	-	-
	Goenshari	-	-	-	-	-	-	-	-	-
	Kabisa	-	-	-	-	-	-	-	-	-
	Talog	-	-	-	-	-	-	-	-	-
	Toedpaisa	-	-	-	-	-	-	-	-	-
	Chhubu	-	-	-	-	-	-	-	-	-
	Dzomi	-	-	-	-	-	-	-	-	-
	Lingmukha	-	-	-	-	-	-	-	-	-
	Shelnga-Bjemi	-	-	-	-	-	-	-	-	-
	Toedwang	-	-	-	-	-	-	-	-	-

Table A3.15 Zo-Zom population, by dzongkhag, and by gewog, 2021

Dzongkhag	Gewog	Zo-Zom								
		Calf < 1 Year		Heifer	Milch	Dry	Breeding Bull	Bull	Bullock	TOTAL
		Male	Female							
Samdrup Jongkhar		4	1	3	5	2	-	2	1	18
	Dewathang	-	-	-	-	-	-	-	-	-
	Gomdar	-	-	-	-	-	-	-	-	-
	Orong	-	-	-	-	-	-	-	-	-
	Phuentshogthang	-	-	-	-	-	-	-	-	-
	Wangphu	-	-	-	-	-	-	-	-	-
	Langchenphu	-	-	-	-	-	-	-	-	-
	Lauri	4	1	3	5	2	-	2	1	18
	Martshala	-	-	-	-	-	-	-	-	-
	Pemathang	-	-	-	-	-	-	-	-	-
	Samrang	-	-	-	-	-	-	-	-	-
	Serthig	-	-	-	-	-	-	-	-	-
Samtse		-	-	-	-	-	-	-	-	-
	Duenchhukha	-	-	-	-	-	-	-	-	-
	Dophuchen	-	-	-	-	-	-	-	-	-
	Doomtoed	-	-	-	-	-	-	-	-	-
	Tading	-	-	-	-	-	-	-	-	-
	Norbugang	-	-	-	-	-	-	-	-	-
	Phuentshogpelri	-	-	-	-	-	-	-	-	-
	Samtse	-	-	-	-	-	-	-	-	-
	Norgaygang	-	-	-	-	-	-	-	-	-
	Pemaling	-	-	-	-	-	-	-	-	-
	Tashichhoeling	-	-	-	-	-	-	-	-	-
	Tendruk	-	-	-	-	-	-	-	-	-
	Sang-Ngag-Chhoel	-	-	-	-	-	-	-	-	-
	Namgyalchhoeling	-	-	-	-	-	-	-	-	-
	Ugyentse	-	-	-	-	-	-	-	-	-
	Yoeseltse	-	-	-	-	-	-	-	-	-
Sarpang		-	-	-	-	-	-	-	-	-
	Samtenling	-	-	-	-	-	-	-	-	-
	Chhuzanggang	-	-	-	-	-	-	-	-	-
	Gelegphu	-	-	-	-	-	-	-	-	-
	Jigme Chhoeling	-	-	-	-	-	-	-	-	-
	Serzhong	-	-	-	-	-	-	-	-	-
	Tareything	-	-	-	-	-	-	-	-	-
	Umling	-	-	-	-	-	-	-	-	-
	Dekiling	-	-	-	-	-	-	-	-	-
	Chhudzom	-	-	-	-	-	-	-	-	-
	Gakiling	-	-	-	-	-	-	-	-	-
	Senggey	-	-	-	-	-	-	-	-	-
	Shompangkha	-	-	-	-	-	-	-	-	-

Table A3.15 Zo-Zom population, by dzongkhag, and by gewog, 2021

Dzongkhag	Gewog	Zo-Zom								TOTAL
		Calf<1 Year		Heifer	Milch	Dry	Breeding Bull	Bull	Bullock	
		Male	Female							
Thimphu		-	-	-	-	-	-	-	-	-
	Kawang	-	-	-	-	-	-	-	-	-
	Lingzhi	-	-	-	-	-	-	-	-	-
	Naro	-	-	-	-	-	-	-	-	-
	Soe	-	-	-	-	-	-	-	-	-
	Chang	-	-	-	-	-	-	-	-	-
	Darkarla	-	-	-	-	-	-	-	-	-
	Ge-nyen	-	-	-	-	-	-	-	-	-
	Maedwang	-	-	-	-	-	-	-	-	-
Trashigang		315	581	1,552	3,151	961	-	2,507	1,728	10,795
	Bartsham	-	-	-	-	-	-	-	-	-
	Bidoong	-	-	-	-	-	-	-	-	-
	Yangnyer	-	-	-	-	-	-	-	-	-
	Shongphu	8	9	47	59	55	-	50	27	255
	Kanglung	1	-	1	-	-	-	-	-	2
	Samkhar	-	-	12	14	89	-	71	1	187
	Udzorong	-	-	-	-	-	-	-	-	-
	Merag	214	385	1,003	1,920	533	-	1,531	1,087	6,673
	Phongmed	-	-	3	-	-	-	-	-	3
	Radhi	-	-	-	-	-	-	1	-	1
	Sagteng	92	186	485	1,156	283	-	854	613	3,669
	Kangpar	-	-	-	1	-	-	-	-	1
	Thrimshing	-	-	-	-	-	-	-	-	-
	Khaling	-	1	1	1	1	-	-	-	4
	Lumang	-	-	-	-	-	-	-	-	-
Trashigang Yangtse		11	28	8	44	-	-	37	28	156
	Boomdeling	11	28	8	44	-	-	37	28	156
	Jamkhar	-	-	-	-	-	-	-	-	-
	Tongmajangsa	-	-	-	-	-	-	-	-	-
	Yangtse	-	-	-	-	-	-	-	-	-
	Ramjar	-	-	-	-	-	-	-	-	-
	Khamdang	-	-	-	-	-	-	-	-	-
	Toedtsho	-	-	-	-	-	-	-	-	-
	Yalang	-	-	-	-	-	-	-	-	-
Trongsa		-	-	-	-	-	-	-	-	-
	Draagteng	-	-	-	-	-	-	-	-	-
	Korphu	-	-	-	-	-	-	-	-	-
	Langthil	-	-	-	-	-	-	-	-	-
	Nubi	-	-	-	-	-	-	-	-	-
	Tangsibji	-	-	-	-	-	-	-	-	-

Table A3.15 Zo-Zom population, by dzongkhag, and by gewog, 2021

Dzongkhag	Gewog	Zo-Zom								
		Calf < 1 Year		Heifer	Milch	Dry	Breeding Bull	Bull	Bullock	TOTAL
		Male	Female							
Tsirang		-	-	-	-	-	-	-	-	-
	Barshong	-	-	-	-	-	-	-	-	-
	Patshaling	-	-	-	-	-	-	-	-	-
	Kilkhorthang	-	-	-	-	-	-	-	-	-
	Mendrelgang	-	-	-	-	-	-	-	-	-
	Rangthangling	-	-	-	-	-	-	-	-	-
	Tsholingkhar	-	-	-	-	-	-	-	-	-
	Doonglagang	-	-	-	-	-	-	-	-	-
	Gosarling	-	-	-	-	-	-	-	-	-
	Sergithang	-	-	-	-	-	-	-	-	-
	Pungtenchhu	-	-	-	-	-	-	-	-	-
	Semjong	-	-	-	-	-	-	-	-	-
	Tsirang Toed	-	-	-	-	-	-	-	-	-
Wangdue Phodrang		16	19	8	42	3	-	42	-	130
	Athang	-	-	-	-	-	-	-	-	-
	Bjenag	-	-	-	-	-	-	-	-	-
	Darkar	-	-	-	-	-	-	-	-	-
	Gase Tshogongm	-	-	-	-	-	-	-	-	-
	Gase Tshowogm	-	-	-	-	-	-	-	-	-
	Nahi	-	-	-	-	-	-	-	-	-
	Thedtsho	-	-	-	-	-	-	-	-	-
	Ruebisa	-	-	-	-	-	-	-	-	-
	Dangchhu	-	-	-	-	-	-	-	-	-
	Gangteng	-	-	-	-	-	-	-	-	-
	Kazhi	-	-	-	-	-	-	-	-	-
	Nyishog	-	-	-	-	-	-	-	-	-
	Phangyuel	-	-	-	-	-	-	-	-	-
	Phobji	-	-	-	-	-	-	-	-	-
	Saephu	16	19	8	42	3	-	42	-	130
Zhemgang		-	-	-	-	-	-	-	-	-
	Bardo	-	-	-	-	-	-	-	-	-
	Nangkor	-	-	-	-	-	-	-	-	-
	Shingkhari	-	-	-	-	-	-	-	-	-
	Trong	-	-	-	-	-	-	-	-	-
	Bjoka	-	-	-	-	-	-	-	-	-
	Goshing	-	-	-	-	-	-	-	-	-
	Ngangla	-	-	-	-	-	-	-	-	-
	Phangkhar	-	-	-	-	-	-	-	-	-
TOTAL		349	633	1,573	3,265	970	-	2,592	1,778	11,160

Table A3.16 Equine population, by *dzongkhag*, and by *gewog*, 2021

(Number)

<i>Dzongkhag</i>	<i>Gewog</i>	Equine						TOTAL
		Local		Improved		Donkey	Mule	
		Male	Female	Male	Female			
Bumthang		378	237	17	7	9	61	709
	Chhoekhor	248	114	9	1	8	36	416
	Tang	19	28	5	3	-	1	56
	Chhumig	64	59	3	2	1	18	147
	Ura	47	36	-	1	-	6	90
Chukha		103	82	-	-	1	61	247
	Bjagchhog	-	-	-	-	-	-	-
	Bongo	-	-	-	-	1	2	3
	Chapchha	1	-	-	-	-	-	1
	Darla	-	1	-	-	-	-	1
	Getana	9	5	-	-	-	35	49
	Doongna	10	11	-	-	-	6	27
	Geling	25	12	-	-	-	2	39
	Loggchina	11	8	-	-	-	12	31
	Maedtabkha	10	10	-	-	-	3	23
	Phuentshogling	37	35	-	-	-	1	73
	Samphelling	-	-	-	-	-	-	-
Dagana		66	72	-	-	4	12	154
	Drukjeygang	1	1	-	-	-	-	2
	Gozhi	-	-	-	-	-	-	-
	Karna	1	4	-	-	-	-	5
	Khebisa	30	36	-	-	-	1	67
	Largyab	8	4	-	-	1	1	14
	Tseza	2	11	-	-	-	-	13
	Tsangkha	-	-	-	-	-	-	-
	Karmaling	5	1	-	-	-	-	6
	Dorona	13	13	-	-	3	10	39
	Gesarling	-	-	-	-	-	-	-
	Lhamoi Dzingkha	-	-	-	-	-	-	-
	Nichula	-	1	-	-	-	-	1
	Tashiding	1	-	-	-	-	-	1
	Tsenda-Gang	5	1	-	-	-	-	6
Gasa		426	47	17	9	9	1,309	1,817
	Khamaed	14	3	-	-	-	5	22
	Lunana	132	21	16	8	8	518	703
	Khatoed	5	7	-	-	-	12	24
	Laya	275	16	1	1	1	774	1,068

Table A3.16 Equine population, by dzongkhag, and by gewog, 2021

		(Number)						
Dzongkhag	Gewog	Equine						
		Local		Improved		Donkey	Mule	TOTAL
		Male	Female	Male	Female			
Haa		270	209	5	10	2	133	629
	Bji	148	87	-	-	1	46	282
	Kar-tshog	70	55	-	-	-	21	146
	Uesu	14	10	5	10	-	8	47
	Gakiling(haa)	-	-	-	-	-	5	5
	Samar	34	56	-	-	1	34	125
	Sangbay	4	1	-	-	-	19	24
Lhuentse		329	391	7	10	2	153	892
	Gangzur	21	47	-	-	-	-	68
	Khoma	89	57	4	-	-	117	267
	Kurtoed	51	53	-	-	-	5	109
	Minjey	21	23	1	-	-	-	45
	Jarey	13	13	-	-	-	-	26
	Maenbi	35	33	2	-	-	-	70
	Maedtsho	29	46	-	-	-	1	76
	Tsaenkhar	70	119	-	10	2	30	231
Mongar		123	168	9	3	18	60	381
	Balam	-	-	-	-	-	-	-
	Chagsakhar	18	14	1	1	8	5	47
	Dramedtse	9	17	-	-	-	8	34
	Na-Rang	20	28	-	-	-	6	54
	Ngatshang	1	2	-	-	-	1	4
	Shermuhoong	29	37	-	-	5	9	80
	Thang-Rong	1	2	-	-	1	2	6
	Gongdue	22	18	1	1	1	14	57
	Jurmed	-	4	-	-	-	3	7
	Kengkhar	3	1	-	-	-	3	7
	Saling	-	-	7	-	-	-	7
	Silambi	5	8	-	-	2	8	23
	Chhaling	-	1	-	-	-	-	1
	Drepoong	-	-	-	-	-	-	-
	Monggar	-	2	-	-	-	-	2
	Tsakaling	13	29	-	1	-	1	44
	Tsamang	2	5	-	-	1	-	8

Table A3.16 Equine population, by dzongkhag, and by gewog, 2021

		(Number)						
Dzongkhag	Gewog	Equine						TOTAL
		Local		Improved		Donkey	Mule	
		Male	Female	Male	Female			
Paro		662	429	30	45	4	569	1,739
	Dokar	-	1	-	-	-	-	1
	Loong-nyi	-	-	-	-	-	-	-
	Nagya	29	38	-	-	1	8	76
	Sharpa	1	1	-	-	-	-	2
	Dopshar-ri	73	55	28	39	2	216	413
	Doteng	34	40	1	6	1	9	91
	Hoongrel	-	-	-	-	-	-	-
	Lamgong	50	41	-	-	-	25	116
	Tsento	471	248	-	-	-	308	1,027
	Wangchang	4	5	1	-	-	3	13
Pema Gatsel		17	32	-	-	-	23	72
	Chhimoong	-	7	-	-	-	3	10
	Chongshing	-	5	-	-	-	4	9
	Dungmaed	8	4	-	-	-	7	19
	Khar	-	-	-	-	-	3	3
	Yurung	-	4	-	-	-	-	4
	Nanong	2	1	-	-	-	3	6
	Shumar	-	-	-	-	-	-	-
	Zobel	-	-	-	-	-	-	-
	Chhoekhorling	2	1	-	-	-	-	3
	Dechhenling	3	6	-	-	-	-	9
	Norboogang	2	4	-	-	-	3	9
Punakha		127	112	31	-	1	36	307
	Barp	-	-	-	-	-	-	-
	Guma	13	5	28	-	-	11	57
	Goenshari	12	7	-	-	-	17	36
	Kabisa	4	8	-	-	-	-	12
	Talog	-	-	3	-	-	-	3
	Toedpaisa	-	-	-	-	-	-	-
	Chhubu	48	44	-	-	-	3	95
	Dzomi	-	-	-	-	-	-	-
	Lingmukha	14	10	-	-	-	-	24
	Shelnga-Bjemi	1	1	-	-	-	-	2
	Toedwang	35	37	-	-	1	5	78

Table A3.16 Equine population, by dzongkhag, and by gewog, 2021

Dzongkhag	Gewog	(Number)						
		Local		Improved		Donkey	Mule	TOTAL
		Male	Female	Male	Female			
Samdrup Jongkhar		47	42	-	-	3	34	126
	Dewathang	-	2	-	-	-	-	2
	Gomdar	1	3	-	-	1	7	12
	Orong	1	2	-	-	1	1	5
	Phuentshogthang	4	6	-	-	-	4	14
	Wangphu	9	11	-	-	-	7	27
	Langchenphu	-	1	-	-	-	-	1
	Lauri	12	7	-	-	-	4	23
	Martshala	11	4	-	-	1	5	21
	Pemathang	-	-	-	-	-	-	-
	Samrang	-	-	-	-	-	-	-
	Serthig	9	6	-	-	-	6	21
Samtse		57	18	-	-	-	10	85
	Duenchhukha	8	9	-	-	-	2	19
	Dophuchen	-	3	-	-	-	2	5
	Doomtoed	-	-	-	-	-	-	-
	Tading	-	-	-	-	-	-	-
	Norbugang	-	-	-	-	-	-	-
	Phuentshogpelri	-	-	-	-	-	-	-
	Samtse	-	-	-	-	-	-	-
	Norgaygang	47	5	-	-	-	2	54
	Pemaling	-	1	-	-	-	-	1
	Tashichhoeling	-	-	-	-	-	-	-
	Tendruk	-	-	-	-	-	-	-
	Sang-Ngag-Chhoel	-	-	-	-	-	-	-
	Namgyalchhoeling	2	-	-	-	-	4	6
	Ugyentse	-	-	-	-	-	-	-
	Yoeseltse	-	-	-	-	-	-	-
Sarpang		64	58	3	-	1	5	131
	Samtenling	9	15	1	-	-	1	26
	Chhuzanggang	-	-	-	-	-	-	-
	Gelegphu	-	-	-	-	-	-	-
	Jigme Chhoeling	13	13	2	-	-	1	29
	Serzhong	-	1	-	-	-	-	1
	Tareything	-	-	-	-	-	-	-
	Umling	-	-	-	-	-	-	-
	Dekiling	6	7	-	-	1	2	16
	Chhudzom	7	3	-	-	-	-	10
	Gakiling	28	19	-	-	-	1	48
	Senggey	1	-	-	-	-	-	1
	Shompangkha	-	-	-	-	-	-	-

Table A3.16 Equine population, by dzongkhag, and by gewog, 2021

		(Number)						
Dzongkhag	Gewog	Equine						TOTAL
		Local		Improved		Donkey	Mule	
		Male	Female	Male	Female			
Thimphu		623	417	6	1	4	683	1,734
	Kawang	-	-	-	-	-	-	-
	Lingzhi	255	163	3	1	-	416	838
	Naro	163	113	-	-	3	102	381
	Soe	92	52	-	-	-	156	300
	Chang	-	-	-	-	-	-	-
	Darkarla	58	42	3	-	-	6	109
	Ge-nyen	52	41	-	-	-	2	95
	Maedwang	3	6	-	-	1	1	11
Trashigang		705	474	1	3	11	106	1,300
	Bartsham	5	4	-	1	-	-	10
	Bidoong	3	1	-	-	-	-	4
	Yangnyer	3	4	-	-	-	1	8
	Shongphu	3	3	-	-	-	-	6
	Kanglung	-	4	-	-	-	-	4
	Samkhar	11	13	-	-	-	4	28
	Udzorong	5	9	-	-	-	-	14
	Merag	273	200	-	-	-	45	518
	Phongmed	8	5	-	-	-	3	16
	Radhi	6	22	-	-	1	3	32
	Sagteng	355	164	1	2	9	33	564
	Kangpar	33	45	-	-	1	17	96
	Thrimshing	-	-	-	-	-	-	-
	Khaling	-	-	-	-	-	-	-
	Lumang	-	-	-	-	-	-	-
Trashi Yangtse		351	385	22	12	13	126	909
	Boomdeling	114	100	2	1	8	13	238
	Jamkhar	-	2	-	-	-	-	2
	Tongmajangsa	1	10	-	-	-	1	12
	Yangtse	9	13	9	3	-	11	45
	Ramjar	-	3	-	-	-	-	3
	Khamdang	7	29	2	3	-	3	44
	Toedtsho	135	65	9	5	2	12	228
	Yalang	85	163	-	-	3	86	337
Trongsa		44	26	-	-	1	3	74
	Draagteng	2	1	-	-	-	-	3
	Korphu	5	6	-	-	-	2	13
	Langthil	18	9	-	-	-	-	27
	Nubi	19	10	-	-	1	1	31
	Tangsibji	-	-	-	-	-	-	-

Table A3.16 Equine population, by dzongkhag, and by gewog, 2021

Dzongkhag	Gewog	(Number)						
		Local		Improved		Donkey	Mule	TOTAL
		Male	Female	Male	Female			
Tsirang		18	25	-	1	-	-	44
	Barshong	1	-	-	-	-	-	1
	Patshaling	2	3	-	-	-	-	5
	Kilkhorthang	-	-	-	-	-	-	-
	Mendrelgang	-	-	-	-	-	-	-
	Rangthangling	-	-	-	-	-	-	-
	Tsholingkhar	-	-	-	-	-	-	-
	Doonglagang	-	-	-	-	-	-	-
	Gosarling	-	-	-	-	-	-	-
	Sergithang	11	16	-	-	-	-	27
	Pungtenchhu	2	4	-	-	-	-	6
	Semjong	2	2	-	1	-	-	5
	Tsirang Toed	-	-	-	-	-	-	-
Wangdue Phodrang		229	177	1	-	3	53	463
	Athang	17	16	-	-	-	16	49
	Bjenag	17	15	-	-	-	3	35
	Darkar	6	5	-	-	-	-	11
	Gase Tshogongm	8	16	-	-	-	1	25
	Gase Tshowogm	2	4	-	-	-	1	7
	Nahi	-	1	-	-	-	-	1
	Thedtsho	44	38	-	-	-	16	98
	Ruebisa	3	6	-	-	-	3	12
	Dangchhu	12	10	-	-	-	-	22
	Gangteng	25	21	-	-	-	3	49
	Kazhi	36	15	-	-	-	6	57
	Nyishog	5	1	-	-	-	-	6
	Phangyuel	8	1	-	-	-	-	9
	Phobji	8	10	-	-	-	-	18
	Saephu	38	18	1	-	3	4	64
Zhemgang		166	169	-	-	2	166	503
	Bardo	21	32	-	-	-	39	92
	Nangkor	42	44	-	-	-	16	102
	Shingkar	11	8	-	-	-	34	53
	Trong	5	4	-	-	-	-	9
	Bjoka	20	13	-	-	1	40	74
	Goshing	14	5	-	-	-	1	20
	Ngangla	10	20	-	-	-	13	43
	Phangkhar	43	43	-	-	1	23	110
TOTAL		4,805	3,570	149	101	88	3,603	12,316

Table A3.17 Pig population, by dzongkhag, and by gewog, 2021

(Number)

Dzongkhag	Gewog	Pig				TOTAL
		Local		Improved		
		Male	Female	Male	Female	
Bumthang		-	-	5	2	7
	Chhoekhor	-	-	3	-	3
	Tang	-	-	-	-	-
	Chhumig	-	-	2	2	4
	Ura	-	-	-	-	-
Chukha		455	449	841	985	2,730
	Bjagchhog	-	-	11	13	24
	Bongo	-	3	12	9	24
	Chapchha	-	-	-	-	-
	Darla	67	72	247	259	645
	Getana	36	37	6	10	89
	Doongna	15	7	11	6	39
	Geling	-	1	-	-	1
	Loggchina	104	86	98	146	434
	Maedtabkha	-	-	-	-	-
	Phuentshogling	130	124	126	134	514
	Samphelling	103	119	330	408	960
Dagana		651	685	1,053	1,216	3,605
	Drukjeygang	62	88	17	25	192
	Gozhi	19	18	117	129	283
	Karna	12	21	83	93	209
	Khebisa	65	123	39	41	268
	Largyab	10	9	28	24	71
	Tseza	14	15	72	79	180
	Tsangkha	97	97	128	123	445
	Karmaling	76	51	23	55	205
	Dorona	33	30	20	36	119
	Gesarling	3	5	53	61	122
	Lhamoi Dzingkha	172	126	18	9	325
	Nichula	9	4	7	3	23
	Tashiding	19	27	340	423	809
	Tsenda-Gang	60	71	108	115	354
Gasa		-	-	-	-	-
	Khamaed	-	-	-	-	-
	Lunana	-	-	-	-	-
	Khatoed	-	-	-	-	-
	Laya	-	-	-	-	-

Table A3.17 Pig population, by dzongkhag, and by gewog, 2021

		(Number)				
Dzongkhag	Gewog	Equine				TOTAL
		Local		Improved		
		Male	Female	Male	Female	
Haa		17	10	9	5	41
	Bji	-	-	-	-	-
	Kar-tshog	-	-	-	-	-
	Uesu	2	1	-	-	3
	Gakiling(haa)	15	9	9	5	38
	Samar	-	-	-	-	-
	Sangbay	-	-	-	-	-
Lhuentse		4	10	6	7	27
	Gangzur	4	10	3	6	23
	Khoma	-	-	-	-	-
	Kurtoed	-	-	-	-	-
	Minjey	-	-	-	-	-
	Jarey	-	-	-	-	-
	Maenbi	-	-	-	-	-
	Maedtsho	-	-	3	1	4
	Tsaenkhar	-	-	-	-	-
Mongar		9	4	78	29	120
	Balam	-	-	-	-	-
	Chagsakhar	-	-	2	-	2
	Dramedtse	-	-	4	-	4
	Na-Rang	-	-	-	-	-
	Ngatshang	-	-	1	1	2
	Shermuhoong	1	1	-	-	2
	Thang-Rong	1	-	8	-	9
	Gongdue	6	3	39	9	57
	Jurmed	-	-	3	-	3
	Kengkhar	-	-	-	-	-
	Saling	-	-	-	1	1
	Silambi	-	-	-	-	-
	Chhaling	1	-	1	-	2
	Drepoong	-	-	-	-	-
	Monggar	-	-	20	18	38
	Tsakaling	-	-	-	-	-
	Tsamang	-	-	-	-	-

Table A3.17 Pig population, by dzongkhag, and by gewog, 2021

						(Number)
Dzongkhag	Gewog	Equine				TOTAL
		Local		Improved		
		Male	Female	Male	Female	
Paro		29	22	126	175	352
	Dokar	-	-	-	-	-
	Loong-nyi	6	6	19	15	46
	Nagya	6	4	3	-	13
	Sharpa	2	3	21	24	50
	Dopshar-ri	1	-	13	13	27
	Doteng	3	4	29	61	97
	Hoongrel	-	-	-	-	-
	Lamgong	6	-	22	28	56
	Tsento	2	3	12	21	38
	Wangchang	3	2	7	13	25
Pema Gatshel		8	5	74	40	127
	Chhimoong	1	1	4	-	6
	Chongshing	-	-	-	-	-
	Dungmaed	7	2	10	5	24
	Khar	-	-	-	-	-
	Yurung	-	-	13	4	17
	Nanong	-	-	19	14	33
	Shumar	-	-	8	4	12
	Zobel	-	2	2	4	8
	Chhoekhorling	-	-	-	-	-
	Dechhenling	-	-	17	6	23
	Norboogang	-	-	1	3	4
Punakha		16	28	141	128	313
	Barp	1	-	26	13	40
	Guma	-	-	14	1	15
	Goenshari	-	-	-	-	-
	Kabisa	12	23	36	54	125
	Talog	-	-	35	45	80
	Toedpaisa	-	-	1	3	4
	Chhubu	2	3	-	-	5
	Dzomi	-	-	12	3	15
	Lingmukha	-	-	12	5	17
	Shelnga-Bjemi	-	-	5	4	9
	Toedwang	1	2	-	-	3

Table A3.17 Pig population, by dzongkhag, and by gewog, 2021

Dzongkhag	Gewog	Equine				TOTAL
		Local		Improved		
		Male	Female	Male	Female	
						(Number)
Samdrup Jongkhar		7	7	101	141	256
	Dewathang	-	-	-	-	-
	Gomdar	-	-	-	-	-
	Orong	-	-	-	-	-
	Phuentshogthang	5	5	40	35	85
	Wangphu	-	-	-	-	-
	Langchenphu	-	-	-	-	-
	Lauri	-	-	-	-	-
	Martshala	-	-	-	-	-
	Pemathang	2	2	48	104	156
	Samrang	-	-	13	1	14
	Serthig	-	-	-	1	1
Samtse		851	677	1,099	1,264	3,891
	Duenchhukha	51	63	30	40	184
	Dophuchen	170	130	132	128	560
	Doomtoed	28	27	23	35	113
	Tading	190	171	116	151	628
	Norbugang	115	75	258	225	673
	Phuentshogpelri	9	7	44	63	123
	Samtse	9	10	172	241	432
	Norgaygang	236	162	23	15	436
	Pemaling	5	2	21	25	53
	Tashichhoeling	5	5	11	9	30
	Tendruk	2	1	102	129	234
	Sang-Ngag-Chhoel	3	2	120	142	267
	Namgyalchhoeling	5	-	5	7	17
	Ugyentse	6	4	16	16	42
	Yoeseltse	17	18	26	38	99
Sarpang		98	81	1,888	2,280	4,347
	Samtenling	9	8	409	562	988
	Chhuzanggang	-	-	62	65	127
	Gelegphu	1	-	130	123	254
	Jigme Chhoeling	32	23	90	85	230
	Serzhong	-	-	12	40	52
	Tareything	-	-	8	6	14
	Umling	-	-	14	13	27
	Dekiling	26	18	514	652	1,210
	Chhudzom	4	1	40	27	72
	Gakiling	1	8	270	312	591
	Senggey	25	22	34	94	175
	Shompangkha	-	1	305	301	607

Table A3.17 Pig population, by dzongkhag, and by gewog, 2021

						(Number)
Dzongkhag	Gewog	Equine				TOTAL
		Local		Improved		
		Male	Female	Male	Female	
Thimphu		12	18	108	122	260
	Kawang	-	-	-	-	-
	Lingzhi	-	-	-	-	-
	Naro	-	-	-	-	-
	Soe	-	-	-	-	-
	Chang	3	5	74	50	132
	Darkarla	-	-	-	-	-
	Ge-nyen	6	13	13	36	68
	Maedwang	3	-	21	36	60
Trashigang		24	9	29	29	91
	Bartsham	-	-	-	-	-
	Bidoong	-	-	-	-	-
	Yangnyer	-	-	-	-	-
	Shongphu	1	-	-	-	1
	Kanglung	-	-	-	-	-
	Samkhar	-	-	-	-	-
	Udzorong	3	-	1	-	4
	Merag	-	-	-	-	-
	Phongmed	4	1	7	9	21
	Radhi	13	7	3	4	27
	Sagteng	-	-	-	-	-
	Kangpar	-	-	2	5	7
	Thrimshing	-	-	7	5	12
	Khaling	-	-	-	-	-
	Lumang	3	1	9	6	19
Trashi Yangtse		18	13	21	1	53
	Boomdeling	3	-	-	-	3
	Jamkhar	-	-	-	-	-
	Tongmajangsa	-	-	-	-	-
	Yangtse	-	-	-	-	-
	Ramjar	14	13	13	1	41
	Khamdang	-	-	-	-	-
	Toedtsho	1	-	6	-	7
	Yalang	-	-	2	-	2
Trongsa		-	-	6	9	15
	Draagteng	-	-	-	-	-
	Korphu	-	-	-	-	-
	Langthil	-	-	-	-	-
	Nubi	-	-	-	-	-
	Tangsibji	-	-	6	9	15

Table A3.17 Pig population, by dzongkhag, and by gewog, 2021

Dzongkhag	Gewog	Equine				TOTAL
		Local		Improved		
		Male	Female	Male	Female	
Tsirang		258	311	1,543	2,468	4,580
	Barshong	15	15	30	40	100
	Patshaling	41	52	42	29	164
	Kilkhorthang	18	13	71	52	154
	Mendrelgang	42	62	63	115	282
	Rangthangling	23	18	192	219	452
	Tsholingkhar	8	10	119	150	287
	Doonglagang	22	31	41	179	273
	Gosarling	10	15	250	706	981
	Sergithang	18	21	282	354	675
	Pungtenchhu	5	15	84	99	203
	Semjong	30	44	252	401	727
	Tsirang Toed	26	15	117	124	282
Wangdue Phodrang		114	117	217	345	793
	Athang	30	46	5	10	91
	Bjenag	-	-	6	20	26
	Darkar	28	13	110	168	319
	Gase Tshogongm	45	50	69	103	267
	Gase Tshowogm	3	3	3	4	13
	Nahi	1	-	-	-	1
	Thedtsho	5	-	7	3	15
	Ruebisa	2	1	4	28	35
	Dangchhu	-	-	2	-	2
	Gangteng	-	-	-	-	-
	Kazhi	-	-	-	-	-
	Nyishog	-	-	6	1	7
	Phangyuel	-	-	-	-	-
	Phobji	-	4	5	8	17
	Saephu	-	-	-	-	-
Zhemgang		30	19	120	125	294
	Bardo	-	-	9	11	20
	Nangkor	4	6	-	1	11
	Shingkar	-	-	-	-	-
	Trong	6	4	12	25	47
	Bjoka	9	3	15	3	30
	Goshing	3	1	4	1	9
	Ngangla	3	2	28	14	47
	Phangkhar	5	3	52	70	130
TOTAL		2,601	2,465	7,465	9,371	21,902

Table A3.18 Poultry population, by dzongkhag, and by gewog, 2021

(Number)

Dzongkhag	Gewog	Poultry				TOTAL
		Local		Improved		
		Male	Female	Broiler	Layer	
Bumthang		25	4,294	-	3,377	7,696
	Chhoekhor	2	3,622	-	1,240	4,864
	Tang	-	19	-	1,579	1,598
	Chhumig	23	650	-	554	1,227
	Ura	-	3	-	4	7
Chukha		5,168	8,520	53,852	31,428	98,968
	Bjagchhog	37	91	1	6,118	6,247
	Bongo	175	430	1	2,304	2,910
	Chapchha	34	122	-	1,757	1,913
	Darla	1,066	1,875	25,950	10,635	39,526
	Getana	133	270	-	4	407
	Doongna	234	492	10	382	1,118
	Geling	78	184	-	32	294
	Loggchina	724	1,146	4,660	4,997	11,527
	Maedtabkha	76	133	-	199	408
	Phuentshogling	1,150	1,801	6,420	3,550	12,921
	Samphelling	1,461	1,976	16,810	1,450	21,697
Dagana		10,793	13,056	42,331	20,281	86,461
	Drukjeygang	496	997	3	634	2,130
	Gozhi	466	826	5,050	1,585	7,927
	Karna	554	892	355	2,704	4,505
	Khebisa	462	914	2,250	1,790	5,416
	Largyab	349	663	2,536	1,404	4,952
	Tseza	116	275	6,800	2,432	9,623
	Tsangkha	535	734	3,328	1,329	5,926
	Karmaling	1,578	1,416	2,260	530	5,784
	Dorona	401	570	250	489	1,710
	Gesarling	367	409	4,159	951	5,886
	Lhamoi Dzingkha	3,960	3,087	11,350	3,510	21,907
	Nichula	298	364	-	-	662
	Tashiding	514	798	2,080	1,645	5,037
	Tsenda-Gang	697	1,111	1,910	1,278	4,996
Gasa		21	49	-	842	912
	Khamaed	11	28	-	390	429
	Lunana	-	-	-	-	-
	Khatoed	10	21	-	452	483
	Laya	-	-	-	-	-

Table A3.18 Poultry population, by dzongkhag, and by gewog, 2021

		(Number)				
Dzongkhag	Gewog	Poultry				TOTAL
		Local		Improved		
		Male	Female	Broiler	Layer	
Haa		306	1,771	475	13,555	16,107
	Bji	17	18	-	7,038	7,073
	Kar-tshog	5	612	200	3,211	4,028
	Uesu	13	318	-	301	632
	Gakiling(haa)	128	359	270	1,995	2,752
	Samar	18	81	-	767	866
	Sangbay	125	383	5	243	756
Lhuentse		963	21,645	28	10,589	33,225
	Gangzur	284	4,218	26	1,517	6,045
	Khoma	17	1,151	-	787	1,955
	Kurtoed	76	414	-	361	851
	Minjey	60	1,122	-	842	2,024
	Jarey	66	881	-	574	1,521
	Maenbi	169	879	-	739	1,787
	Maedtsho	154	1,916	-	977	3,047
	Tsaenkhar	137	11,064	2	4,792	15,995
Mongar		1,393	8,309	69	45,486	55,257
	Balam	101	135	-	726	962
	Chagsakhar	64	191	13	979	1,247
	Dramedtse	43	37	-	1,508	1,588
	Na-Rang	41	43	-	727	811
	Ngatshang	97	156	-	3,258	3,511
	Shermuhoong	151	264	-	1,062	1,477
	Thang-Rong	431	1,719	1	1,613	3,764
	Gongdue	60	426	4	1,191	1,681
	Jurmed	10	13	-	1,633	1,656
	Kengkhar	42	76	-	1,882	2,000
	Saling	96	204	-	3,096	3,396
	Silambi	72	139	-	4,503	4,714
	Chhaling	7	55	24	4,264	4,350
	Drepoong	33	1,540	17	2,322	3,912
	Monggar	45	3,228	4	12,789	16,066
	Tsakaling	42	41	-	2,677	2,760
	Tsamang	58	42	6	1,256	1,362

Table A3.18 Poultry population, by dzongkhag, and by gewog, 2021

						(Number)
Dzongkhag	Gewog	Poultry				TOTAL
		Local		Improved		
		Male	Female	Broiler	Layer	
Paro		476	6,859	2,890	78,093	88,318
	Dokar	37	107	47	5,423	5,614
	Loong-nyi	12	18	200	2,023	2,253
	Nagya	95	180	500	7,701	8,476
	Sharpa	13	69	509	13,789	14,380
	Dopshar-ri	13	113	400	5,223	5,749
	Doteng	2	513	115	2,268	2,898
	Hoongrel	-	-	-	-	-
	Lamgong	240	52	-	24,847	25,139
	Tsento	52	5,800	4	12,518	18,374
	Wangchang	12	7	1,115	4,301	5,435
Pema Gatshel		389	1,549	2,500	28,275	32,713
	Chhimoong	42	66	-	489	597
	Chongshing	9	507	-	1,569	2,085
	Dungmaed	98	403	2,500	1,028	4,029
	Khar	8	35	-	1,324	1,367
	Yurung	1	1	-	756	758
	Nanong	162	381	-	1,612	2,155
	Shumar	12	4	-	12,818	12,834
	Zobel	35	42	-	1,621	1,698
	Chhoekhorling	-	2	-	1,444	1,446
	Dechhenling	-	-	-	2,290	2,290
	Norboogang	22	108	-	3,324	3,454
Punakha		564	1,708	2,626	21,685	26,583
	Barp	21	106	1,313	3,809	5,249
	Guma	71	176	1	427	675
	Goenshari	78	312	-	118	508
	Kabisa	123	452	8	1,322	1,905
	Talog	29	189	1,300	1,408	2,926
	Toedpaisa	21	50	-	3,014	3,085
	Chhubu	35	77	3	730	845
	Dzomi	31	92	-	404	527
	Lingmukha	10	15	-	5,503	5,528
	Shelnga-Bjemi	96	162	1	699	958
	Toedwang	49	77	-	4,251	4,377

Table A3.18 Poultry population, by dzongkhag, and by gewog, 2021

		(Number)				
Dzongkhag	Gewog	Poultry				TOTAL
		Local		Improved		
		Male	Female	Broiler	Layer	
Samdrup Jongkhar		1,212	3,444	22,138	22,575	49,369
	Dewathang	10	22	-	648	680
	Gomdar	166	890	-	894	1,950
	Orong	51	128	-	3,612	3,791
	Phuentshogthang	317	802	9,212	6,830	17,161
	Wangphu	29	121	-	302	452
	Langchenphu	303	577	2,214	2,658	5,752
	Lauri	42	63	-	1,766	1,871
	Martshala	7	21	-	325	353
	Pemathang	126	547	9,312	4,835	14,820
	Samrang	144	260	1,400	-	1,804
	Serthig	17	13	-	705	735
Samtse		16,016	29,990	88,575	68,381	202,962
	Duenchhukha	962	1,275	2,237	14,188	18,662
	Dophuchen	793	1,382	4,250	12,998	19,423
	Doomtoed	421	781	424	900	2,526
	Tading	2,568	4,072	31,340	5,497	43,477
	Norbugang	470	2,512	8,437	4,814	16,233
	Phuentshogpelri	872	2,467	3,232	561	7,132
	Samtse	1,203	1,816	8,083	7,032	18,134
	Norgaygang	1,261	2,746	572	2,756	7,335
	Pemaling	955	1,598	1,680	2,273	6,506
	Tashichhoeling	737	1,683	1,008	440	3,868
	Tendruk	908	1,334	19,150	4,901	26,293
	Sang-Ngag-Chhoel	2,534	3,657	1,960	4,298	12,449
	Namgyalchhoeling	746	1,344	752	2,652	5,494
	Ugyentse	428	1,349	3,400	3,940	9,117
	Yoeseltse	1,158	1,974	2,050	1,131	6,313
Sarpang		5,592	12,133	91,409	181,544	290,678
	Samtenling	695	1,715	1,850	34,490	38,750
	Chhuzanggang	161	422	4,500	6,065	11,148
	Gelegphu	427	1,778	2,350	2,570	7,125
	Jigme Chhoeling	1,698	2,531	10,469	6,640	21,338
	Serzhong	133	498	3,300	2,100	6,031
	Tareything	34	166	-	2,820	3,020
	Umling	61	196	800	2,977	4,034
	Dekiling	582	960	4,560	49,178	55,280
	Chhudzom	376	895	500	991	2,762
	Gakiling	439	1,132	43,030	24,752	69,353
	Senggey	151	546	7,000	5,901	13,598
	Shompangkha	835	1,294	13,050	43,060	58,239

Table A3.18 Poultry population, by dzongkhag, and by gewog, 2021

Dzongkhag	Gewog	Poultry				TOTAL
		Local		Improved		
		Male	Female	Broiler	Layer	
Thimphu		189	368	4,956	33,416	38,929
	Kawang	4	21	-	181	206
	Lingzhi	-	-	-	-	-
	Naro	-	-	-	-	-
	Soe	9	18	-	-	27
	Chang	52	80	2,301	9,723	12,156
	Darkarla	14	47	-	1,314	1,375
	Ge-nyen	42	100	2,651	8,611	11,404
	Maedwang	68	102	4	13,587	13,761
Trashigang		498	1,329	17	36,500	38,344
	Bartsham	2	2	-	612	616
	Bidoong	2	9	-	41	52
	Yangnyer	14	19	-	4,071	4,104
	Shongphu	22	55	4	5,478	5,559
	Kanglung	26	33	-	2,664	2,723
	Samkhar	26	38	-	4,962	5,026
	Udzorong	126	415	6	3,332	3,879
	Merag	6	11	-	2	19
	Phongmed	10	18	1	1,558	1,587
	Radhi	4	6	-	3,530	3,540
	Sagteng	38	109	-	1,334	1,481
	Kangpar	82	310	4	1,078	1,474
	Thrimshing	27	62	-	1,518	1,607
	Khaling	12	14	-	679	705
	Lumang	101	228	2	5,641	5,972
Trashi Yangtse		73	204	-	13,610	13,887
	Boomdeling	10	14	-	1,285	1,309
	Jamkhar	-	-	-	574	574
	Tongmajangsa	1	2	-	2,616	2,619
	Yangtse	7	120	-	2,386	2,513
	Ramjar	7	9	-	1,104	1,120
	Khamdang	36	29	-	2,373	2,438
	Toedtsho	8	11	-	1,691	1,710
	Yalang	4	19	-	1,581	1,604
Trongsa		235	515	150	20,095	20,995
	Draagteng	64	173	-	5,359	5,596
	Korphu	56	136	-	4,591	4,783
	Langthil	88	154	-	4,569	4,811
	Nubi	12	26	-	3,702	3,740
	Tangsibji	15	26	150	1,874	2,065

Table A3.18 Poultry population, by dzongkhag, and by gewog, 2021

		(Number)				
Dzongkhag	Gewog	Poultry				
		Local		Improved		TOTAL
		Male	Female	Broiler	Layer	
Tsirang		3,868	8,597	51,542	118,723	182,730
	Barshong	246	484	500	37	1,267
	Patshaling	347	1,565	-	11,468	13,380
	Kilkhorthang	192	541	11,600	12,877	25,210
	Mendrelgang	164	467	8,191	10,718	19,540
	Rangthangling	480	1,115	500	4,278	6,373
	Tsholingkhar	494	721	10,712	5,513	17,440
	Doonglagang	263	720	3,001	3,655	7,639
	Gosarling	222	490	4,200	21,279	26,191
	Sergithang	537	867	5,610	10,441	17,455
	Pungtenchhu	234	384	500	29,788	30,906
	Semjong	366	672	3,928	6,406	11,372
	Tsirang Toed	323	571	2,800	2,263	5,957
Wangdue Phodrang		771	1,869	8,849	26,027	37,516
	Athang	184	441	2	322	949
	Bjenag	22	67	-	1,090	1,179
	Darkar	130	271	8,750	4,890	14,041
	Gase Tshogongm	29	62	65	4,797	4,953
	Gase Tshowogm	60	148	1	3,270	3,479
	Nahi	35	52	1	912	1,000
	Thedtsho	65	202	1	3,509	3,777
	Ruebisa	56	181	8	3,982	4,227
	Dangchhu	11	65	13	374	463
	Gangteng	2	2	-	2	6
	Kazhi	16	12	-	489	517
	Nyishog	12	18	8	1,482	1,520
	Phangyuel	12	20	-	334	366
	Phobji	132	321	-	569	1,022
	Saephu	5	7	-	5	17
Zhemgang		869	2,670	5,015	19,246	27,800
	Bardo	47	245	-	4,744	5,036
	Nangkor	132	399	-	1,357	1,888
	Shingkar	26	50	-	909	985
	Trong	208	359	3,500	7,741	11,808
	Bjoka	81	251	-	243	575
	Goshing	151	560	15	750	1,476
	Ngangla	69	272	1,500	2,597	4,438
	Phangkhar	155	534	-	905	1,594
TOTAL		49,421	128,879	377,422	793,728	1,349,450

Table A3.19 Sheep population, by *dzongkhag*, and by *gewog*, 2021

(Number)

<i>Dzongkhag</i>	<i>Gewog</i>	Sheep				TOTAL
		Local		Improved		
		Male	Female	Male	Female	
Bumthang		27	25	42	51	145
	Chhoekhor	-	-	-	-	-
	Tang	-	-	-	-	-
	Chhumig	27	25	42	51	145
	Ura	-	-	-	-	-
Chukha		208	420	1	-	629
	Bjagchhog	-	-	-	-	-
	Bongo	-	-	-	-	-
	Chapchha	-	-	-	-	-
	Darla	7	20	1	-	28
	Getana	-	-	-	-	-
	Doongna	-	-	-	-	-
	Geling	-	-	-	-	-
	Loggchina	66	134	-	-	200
	Maedtabkha	-	-	-	-	-
	Phuentshogling	93	218	-	-	311
	Samphelling	42	48	-	-	90
Dagana		32	44	1	-	77
	Drukjeygang	-	-	-	-	-
	Gozhi	2	2	-	-	4
	Karna	2	4	-	-	6
	Khebisa	-	-	-	-	-
	Largyab	6	5	-	-	11
	Tseza	-	-	-	-	-
	Tsangkha	-	1	-	-	1
	Karmaling	9	8	-	-	17
	Dorona	5	6	-	-	11
	Gesarling	3	7	1	-	11
	Lhamoi Dzingkha	-	-	-	-	-
	Nichula	-	-	-	-	-
	Tashiding	-	-	-	-	-
	Tsenda-Gang	5	11	-	-	16
Gasa		4	17	-	-	21
	Khamaed	-	-	-	-	-
	Lunana	-	-	-	-	-
	Khatoed	-	-	-	-	-
	Laya	4	17	-	-	21

Table A3.19 Sheep population, by dzongkhag, and by gewog, 2021

						(Number)
Dzongkhag	Gewog	Sheep				TOTAL
		Local		Improved		
		Male	Female	Male	Female	
Haa		-	-	-	-	-
	Bji	-	-	-	-	-
	Kar-tshog	-	-	-	-	-
	Uesu	-	-	-	-	-
	Gakiling(haa)	-	-	-	-	-
	Samar	-	-	-	-	-
	Sangbay	-	-	-	-	-
Lhuentse		20	16	-	-	36
	Gangzur	-	1	-	-	1
	Khoma	20	15	-	-	35
	Kurtoed	-	-	-	-	-
	Minjey	-	-	-	-	-
	Jarey	-	-	-	-	-
	Maenbi	-	-	-	-	-
	Maedtsho	-	-	-	-	-
	Tsaenkhar	-	-	-	-	-
Mongar		-	1	-	-	1
	Balam	-	-	-	-	-
	Chagsakhar	-	-	-	-	-
	Dramedtse	-	-	-	-	-
	Na-Rang	-	-	-	-	-
	Ngatshang	-	-	-	-	-
	Shermuhoong	-	-	-	-	-
	Thang-Rong	-	-	-	-	-
	Gongdue	-	-	-	-	-
	Jurmed	-	-	-	-	-
	Kengkhar	-	-	-	-	-
	Saling	-	1	-	-	1
	Silambi	-	-	-	-	-
	Chhaling	-	-	-	-	-
	Drepoong	-	-	-	-	-
	Monggar	-	-	-	-	-
	Tsakaling	-	-	-	-	-
	Tsamang	-	-	-	-	-

Table A3.19 Sheep population, by dzongkhag, and by gewog, 2021

		(Number)				
Dzongkhag	Gewog	Sheep				TOTAL
		Local		Improved		
		Male	Female	Male	Female	
Paro		1	-	-	-	1
	Dokar	1	-	-	-	1
	Loong-nyi	-	-	-	-	-
	Nagya	-	-	-	-	-
	Sharpa	-	-	-	-	-
	Dopshar-ri	-	-	-	-	-
	Doteng	-	-	-	-	-
	Hoongrel	-	-	-	-	-
	Lamgong	-	-	-	-	-
	Tsento	-	-	-	-	-
	Wangchang	-	-	-	-	-
Pema Gatsel		-	-	-	-	-
	Chhimoong	-	-	-	-	-
	Chongshing	-	-	-	-	-
	Dungmaed	-	-	-	-	-
	Khar	-	-	-	-	-
	Yurung	-	-	-	-	-
	Nanong	-	-	-	-	-
	Shumar	-	-	-	-	-
	Zobel	-	-	-	-	-
	Chhoekhorling	-	-	-	-	-
	Dechhenling	-	-	-	-	-
	Norboogang	-	-	-	-	-
Punakha		82	77	1	-	160
	Barp	-	-	-	-	-
	Guma	71	64	-	-	135
	Goenshari	3	5	-	-	8
	Kabisa	6	8	1	-	15
	Talog	-	-	-	-	-
	Toedpaisa	-	-	-	-	-
	Chhubu	-	-	-	-	-
	Dzomi	-	-	-	-	-
	Lingmukha	-	-	-	-	-
	Shelnga-Bjemi	2	-	-	-	2
	Toedwang	-	-	-	-	-

Table A3.19 Sheep population, by dzongkhag, and by gewog, 2021

Dzongkhag	Gewog	Sheep				TOTAL
		Local		Improved		
		Male	Female	Male	Female	
						(Number)
Samdrup Jongkhar		31	58	-	-	89
	Dewathang	-	-	-	-	-
	Gomdar	-	-	-	-	-
	Orong	-	-	-	-	-
	Phuentshogthang	2	11	-	-	13
	Wangphu	-	-	-	-	-
	Langchenphu	6	9	-	-	15
	Lauri	-	-	-	-	-
	Martshala	-	-	-	-	-
	Pemathang	22	38	-	-	60
	Samrang	1	-	-	-	1
	Serthig	-	-	-	-	-
Samtse		2,289	3,492	10	29	5,820
	Duenchhukha	13	20	-	-	33
	Dophuchen	11	17	1	-	29
	Doomtoed	4	2	-	-	6
	Tading	354	527	1	-	882
	Norbugang	334	185	-	-	519
	Phuentshogpelri	22	49	-	2	73
	Samtse	108	165	-	-	273
	Norgaygang	168	255	-	-	423
	Pemaling	468	542	-	-	1,010
	Tashichhoeling	7	8	-	-	15
	Tendruk	192	271	-	-	463
	Sang-Ngag-Chhoel	176	237	-	-	413
	Namgyalchhoeling	263	865	8	24	1,160
	Ugyentse	85	192	-	-	277
	Yoeseltse	84	157	-	3	244
Sarpang		233	409	2	2	646
	Samtenling	58	68	-	-	126
	Chhuzanggang	10	32	2	2	46
	Gelegphu	11	24	-	-	35
	Jigme Chhoeling	7	7	-	-	14
	Serzhong	1	1	-	-	2
	Tareything	-	-	-	-	-
	Umling	13	34	-	-	47
	Dekiling	85	140	-	-	225
	Chhudzom	44	88	-	-	132
	Gakiling	2	4	-	-	6
	Senggey	2	11	-	-	13
	Shompangkha	-	-	-	-	-

Table A3.19 Sheep population, by dzongkhag, and by gewog, 2021

Dzongkhag	Gewog	Sheep				TOTAL
		Local		Improved		
		Male	Female	Male	Female	
(Number)						
Thimphu		-	-	-	-	-
	Kawang	-	-	-	-	-
	Lingzhi	-	-	-	-	-
	Naro	-	-	-	-	-
	Soe	-	-	-	-	-
	Chang	-	-	-	-	-
	Darkarla	-	-	-	-	-
	Ge-nyen	-	-	-	-	-
	Maedwang	-	-	-	-	-
Trashigang		534	1,342	3	2	1,881
	Bartsham	-	-	-	-	-
	Bidoong	-	-	-	-	-
	Yangnyer	-	-	-	-	-
	Shongphu	6	15	-	1	22
	Kanglung	-	-	-	-	-
	Samkhar	-	1	-	-	1
	Udzorong	-	-	-	-	-
	Merag	357	1,018	3	-	1,378
	Phongmed	2	1	-	-	3
	Radhi	-	-	-	-	-
	Sagteng	164	299	-	-	463
	Kangpar	5	8	-	1	14
	Thrimshing	-	-	-	-	-
	Khaling	-	-	-	-	-
	Lumang	-	-	-	-	-
Trashi Yangtse		-	1	-	-	1
	Boomdeling	-	-	-	-	-
	Jamkhar	-	1	-	-	1
	Tongmajangsa	-	-	-	-	-
	Yangtse	-	-	-	-	-
	Ramjar	-	-	-	-	-
	Khamdang	-	-	-	-	-
	Toedtsho	-	-	-	-	-
	Yalang	-	-	-	-	-
Trongsa		57	79	-	-	136
	Draagteng	-	-	-	-	-
	Korphu	-	-	-	-	-
	Langthil	-	-	-	-	-
	Nubi	57	79	-	-	136
	Tangsibji	-	-	-	-	-

Table A3.19 Sheep population, by dzongkhag, and by gewog, 2021

		(Number)				
Dzongkhag	Gewog	Sheep				TOTAL
		Local		Improved		
		Male	Female	Male	Female	
Tsirang		19	28	-	-	47
	Barshong	1	2	-	-	3
	Patshaling	1	6	-	-	7
	Kilkhorthang	-	-	-	-	-
	Mendrelgang	1	1	-	-	2
	Rangthangling	-	-	-	-	-
	Tsholingkhar	5	4	-	-	9
	Doonglagang	2	2	-	-	4
	Gosarling	-	-	-	-	-
	Sergithang	4	3	-	-	7
	Pungtenchhu	3	7	-	-	10
	Semjong	2	3	-	-	5
	Tsirang Toed	-	-	-	-	-
Wangdue Phodrang		300	452	2	3	757
	Athang	-	-	-	-	-
	Bjenag	-	-	-	-	-
	Darkar	-	-	-	-	-
	Gase Tshogongm	-	-	-	-	-
	Gase Tshowogm	-	-	-	-	-
	Nahi	-	-	-	-	-
	Thedtsho	-	-	-	-	-
	Ruebisa	-	-	-	-	-
	Dangchhu	-	-	-	-	-
	Gangteng	84	126	2	3	215
	Kazhi	-	-	-	-	-
	Nyishog	-	-	-	-	-
	Phangyuel	-	-	-	-	-
	Phobji	216	325	-	-	541
	Saephu	-	1	-	-	1
Zhemgang		-	-	-	-	-
	Bardo	-	-	-	-	-
	Nangkor	-	-	-	-	-
	Shingkar	-	-	-	-	-
	Trong	-	-	-	-	-
	Bjoka	-	-	-	-	-
	Goshing	-	-	-	-	-
	Ngangla	-	-	-	-	-
	Phangkhar	-	-	-	-	-
TOTAL		3,837	6,461	62	87	10,447

Table A3.20 Goat population, by dzongkhag, and by gewog, 2021

(Number)

Dzongkhag	Gewog	Goat				TOTAL
		Local		Improved		
		Male	Female	Male	Female	
Bumthang		2	7	3	8	20
	Chhoekhor	-	-	-	-	-
	Tang	-	2	-	-	2
	Chhumig	2	5	3	8	18
	Ura	-	-	-	-	-
Chukha		3,634	4,637	69	57	8,397
	Bjagchhog	38	40	-	-	78
	Bongo	11	23	-	-	34
	Chapchha	1	1	-	-	2
	Darla	1,451	1,665	37	26	3,179
	Getana	7	8	-	-	15
	Doongna	16	7	-	-	23
	Geling	9	17	-	-	26
	Loggchina	517	760	6	1	1,284
	Maedtabkha	6	10	-	-	16
	Phuentshogling	1,015	1,431	16	14	2,476
	Samphelling	563	675	10	16	1,264
Dagana		4,171	5,043	313	279	9,806
	Drukjeygang	161	229	-	-	390
	Gozhi	372	409	17	18	816
	Karna	458	503	5	7	973
	Khebisa	159	184	8	1	352
	Largyab	131	160	14	13	318
	Tseza	47	60	-	-	107
	Tsangkha	249	289	35	28	601
	Karmaling	422	678	12	22	1,134
	Dorona	198	217	-	-	415
	Gesarling	189	249	81	54	573
	Lhamoi Dzingkha	594	485	97	88	1,264
	Nichula	279	385	15	18	697
	Tashiding	450	596	21	14	1,081
	Tsenda-Gang	462	599	8	16	1,085
Gasa		1	2	-	-	3
	Khamaed	1	2	-	-	3
	Lunana	-	-	-	-	-
	Khatoed	-	-	-	-	-
	Laya	-	-	-	-	-

Table A3.20 Goat population, by dzongkhag, and by gewog, 2021

						(Number)
Dzongkhag	Gewog	Goat				TOTAL
		Local		Improved		
		Male	Female	Male	Female	
Haa		22	28	-	-	50
	Bji	1	-	-	-	1
	Kar-tshog	-	-	-	-	-
	Uesu	1	-	-	-	1
	Gakiling(haa)	14	28	-	-	42
	Samar	4	-	-	-	4
	Sangbay	2	-	-	-	2
Lhuentse		7	6	-	-	13
	Gangzur	4	2	-	-	6
	Khoma	-	-	-	-	-
	Kurtoed	-	2	-	-	2
	Minjey	-	-	-	-	-
	Jarey	-	1	-	-	1
	Maenbi	-	-	-	-	-
	Maedtsho	1	1	-	-	2
	Tsaenkhar	2	-	-	-	2
Mongar		10	18	-	1	29
	Balam	-	-	-	-	-
	Chagsakhar	-	-	-	-	-
	Dramedtse	-	-	-	-	-
	Na-Rang	-	2	-	-	2
	Ngatshang	1	-	-	-	1
	Shermuhoong	-	-	-	-	-
	Thang-Rong	-	-	-	-	-
	Gongdue	-	-	-	-	-
	Jurmed	-	-	-	-	-
	Kengkhar	-	1	-	-	1
	Saling	-	-	-	-	-
	Silambi	-	-	-	-	-
	Chhaling	-	-	-	-	-
	Drepoong	6	12	-	-	18
	Monggar	3	3	-	1	7
	Tsakaling	-	-	-	-	-
	Tsamang	-	-	-	-	-

Table A3.20 Goat population, by dzongkhag, and by gewog, 2021

Dzongkhag	Gewog	Goat				TOTAL
		Local		Improved		
		Male	Female	Male	Female	
Paro		34	33	1	-	68
	Dokar	6	7	-	-	13
	Loong-nyi	4	1	-	-	5
	Nagya	13	8	1	-	22
	Sharpa	-	-	-	-	-
	Dopshar-ri	-	-	-	-	-
	Doteng	-	2	-	-	2
	Hoongrel	-	-	-	-	-
	Lamgong	10	15	-	-	25
	Tsento	-	-	-	-	-
	Wangchang	1	-	-	-	1
Pema Gatshel		17	16	-	-	33
	Chhimoong	-	-	-	-	-
	Chongshing	2	1	-	-	3
	Dungmaed	-	-	-	-	-
	Khar	-	-	-	-	-
	Yurung	-	5	-	-	5
	Nanong	4	9	-	-	13
	Shumar	9	-	-	-	9
	Zobel	-	-	-	-	-
	Chhoekhorling	-	-	-	-	-
	Dechhenling	-	-	-	-	-
	Norboogang	2	1	-	-	3
Punakha		94	120	3	3	220
	Barp	-	1	-	-	1
	Guma	21	30	-	-	51
	Goenshari	18	13	2	1	34
	Kabisa	33	64	1	2	100
	Talog	2	6	-	-	8
	Toedpaisa	-	-	-	-	-
	Chhubu	1	1	-	-	2
	Dzomi	10	-	-	-	10
	Lingmukha	3	1	-	-	4
	Shelnga-Bjemi	3	2	-	-	5
	Toedwang	3	2	-	-	5

Table A3.20 Goat population, by dzongkhag, and by gewog, 2021

Dzongkhag	Gewog	Goat				TOTAL
		Local		Improved		
		Male	Female	Male	Female	
(Number)						
Samdrup Jongkhar		569	725	-	-	1,294
	Dewathang	-	-	-	-	-
	Gomdar	-	-	-	-	-
	Orong	-	-	-	-	-
	Phuentshogthang	282	385	-	-	667
	Wangphu	-	-	-	-	-
	Langchenphu	183	225	-	-	408
	Lauri	16	7	-	-	23
	Martshala	-	-	-	-	-
	Pemathang	53	64	-	-	117
	Samrang	34	44	-	-	78
	Serthig	1	-	-	-	1
Samtse		10,137	12,861	362	344	23,704
	Duenchhukha	847	1,069	194	171	2,281
	Dophuchen	460	570	26	14	1,070
	Doomtoed	20	36	8	25	89
	Tading	1,734	2,255	33	47	4,069
	Norbugang	784	475	20	25	1,304
	Phuentshogpelri	996	1,729	9	9	2,743
	Samtse	714	1,001	-	-	1,715
	Norgaygang	971	779	3	-	1,753
	Pemaling	576	679	6	12	1,273
	Tashichhoeling	386	564	19	23	992
	Tendruk	919	1,136	-	-	2,055
	Sang-Ngag-Chhoel	751	953	33	17	1,754
	Namgyalchhoeling	329	578	3	-	910
	Ugyentse	226	383	-	-	609
	Yoeseltse	424	654	8	1	1,087
Sarpang		2,595	3,031	223	227	6,076
	Samtenling	179	195	-	-	374
	Chhuzanggang	119	147	6	11	283
	Gelegphu	182	230	9	28	449
	Jigme Chhoeling	731	680	85	70	1,566
	Serzhong	63	112	19	12	206
	Tareything	4	3	6	26	39
	Umling	43	52	-	-	95
	Dekiling	311	394	24	27	756
	Chhudzom	281	434	3	-	718
	Gakiling	327	332	28	31	718
	Senggey	114	151	4	9	278
	Shompangkha	241	301	39	13	594

Table A3.20 Goat population, by dzongkhag, and by gewog, 2021

Dzongkhag	Gewog	Goat				TOTAL
		Local		Improved		
		Male	Female	Male	Female	
(Number)						
Thimphu		17	19	-	-	36
	Kawang	1	-	-	-	1
	Lingzhi	-	-	-	-	-
	Naro	-	-	-	-	-
	Soe	-	-	-	-	-
	Chang	2	-	-	-	2
	Darkarla	5	5	-	-	10
	Ge-nyen	-	3	-	-	3
	Maedwang	9	11	-	-	20
Trashigang		108	88	-	-	196
	Bartsham	-	-	-	-	-
	Bidoong	3	-	-	-	3
	Yangnyer	-	-	-	-	-
	Shongphu	4	6	-	-	10
	Kanglung	1	-	-	-	1
	Samkhar	3	2	-	-	5
	Udzorong	6	4	-	-	10
	Merag	66	56	-	-	122
	Phongmed	5	3	-	-	8
	Radhi	3	1	-	-	4
	Sagteng	13	9	-	-	22
	Kangpar	1	-	-	-	1
	Thrimshing	-	1	-	-	1
	Khaling	3	4	-	-	7
	Lumang	-	2	-	-	2
Trashi Yangtse		14	7	-	-	21
	Boomdeling	1	1	-	-	2
	Jamkhar	-	-	-	-	-
	Tongmajangsa	-	-	-	-	-
	Yangtse	-	-	-	-	-
	Ramjar	3	1	-	-	4
	Khamdang	6	3	-	-	9
	Toedtsho	1	1	-	-	2
	Yalang	3	1	-	-	4
Trongsa		26	42	-	-	68
	Draagteng	12	17	-	-	29
	Korphu	-	-	-	-	-
	Langthil	5	15	-	-	20
	Nubi	5	4	-	-	9
	Tangsibji	4	6	-	-	10

Table A3.20 Goat population, by dzongkhag, and by gewog, 2021

		(Number)				
Dzongkhag	Gewog	Goat				
		Local		Improved		TOTAL
		Male	Female	Male	Female	
Tsirang		3,824	4,074	537	559	8,994
	Barshong	313	335	134	152	934
	Patshaling	293	362	7	16	678
	Kilkhorthang	347	322	35	43	747
	Mendrelgang	221	255	32	35	543
	Rangthangling	492	533	18	24	1,067
	Tsholingkhar	398	403	79	75	955
	Doonglagang	371	412	36	40	859
	Gosarling	258	233	40	36	567
	Sergithang	249	280	29	35	593
	Pungtenchhu	287	297	53	41	678
	Semjong	429	418	60	55	962
	Tsirang Toed	166	224	14	7	411
Wangdue Phodrang		134	133	4	2	273
	Athang	2	1	-	-	3
	Bjenag	-	-	1	1	2
	Darkar	13	17	-	-	30
	Gase Tshogongm	13	18	-	-	31
	Gase Tshowogm	17	19	1	-	37
	Nahi	6	6	-	-	12
	Thedtsho	72	57	-	-	129
	Ruebisa	4	8	2	-	14
	Dangchhu	1	-	-	-	1
	Gangteng	-	-	-	-	-
	Kazhi	2	2	-	-	4
	Nyishog	1	1	-	-	2
	Phangyuel	1	-	-	-	1
	Phobji	-	-	-	-	-
	Saephu	2	4	-	1	7
Zhemgang		32	55	3	15	105
	Bardo	-	-	-	-	-
	Nangkor	3	2	-	-	5
	Shingkhari	-	-	-	-	-
	Trong	23	43	-	-	66
	Bjoka	-	-	-	-	-
	Goshing	5	7	-	-	12
	Ngangla	1	3	3	15	22
	Phangkhar	-	-	-	-	-
TOTAL		25,448	30,945	1,518	1,495	59,406

Table A3.21 Cat and Dog population, by *dzongkhag*, and by *gewog*, 2021

(Number)

<i>Dzongkhag</i>	<i>Gewog</i>	Cat	Dog (Utility/Pet)
		Total	Total
Bumthang		890	948
	Chhoekhor	293	332
	Tang	226	247
	Chhumig	221	191
	Ura	150	178
Chukha		3,156	2,552
	Bjagchhog	149	148
	Bongo	383	226
	Chapchha	341	330
	Darla	736	408
	Getana	114	89
	Doongna	167	191
	Geling	112	95
	Loggchina	332	316
	Maedtabkha	93	91
	Phuentshogling	502	419
	Samphelling	227	239
Dagana		3,324	2,933
	Drukjeygang	434	361
	Gozhi	311	238
	Karna	345	380
	Khebisa	220	268
	Largyab	196	91
	Tseza	173	151
	Tsangkha	345	356
	Karmaling	151	183
	Dorona	133	82
	Gesarling	171	106
	Lhamoi Dzingkha	250	239
	Nichula	83	65
	Tashiding	258	207
	Tsenda-Gang	254	206
Gasa		205	206
	Khamaed	101	38
	Lunana	31	30
	Khatoed	35	29
	Laya	38	109

Table A3.21 Cat and Dog population, by dzongkhag, and by gewog, 2021

Dzongkhag	Gewog	(Number)	
		Cat	Dog (Utility/Pet)
		Total	Total
Haa		1,043	1,009
	Bji	137	157
	Kar-tshog	169	171
	Uesu	120	162
	Gakiling(haa)	117	116
	Samar	280	240
	Sangbay	220	163
Lhuentse		1,624	704
	Gangzur	329	151
	Khoma	149	12
	Kurtoed	142	7
	Minjey	180	92
	Jarey	129	51
	Maenbi	195	122
	Maedtsho	171	74
	Tsaenkhar	329	195
Mongar		4,214	1,864
	Balam	130	105
	Chagsakhar	418	112
	Dramedtse	329	167
	Na-Rang	108	60
	Ngatshang	247	77
	Shermuhoong	281	73
	Thang-Rong	303	110
	Gongdue	240	88
	Jurmed	250	21
	Kengkhar	250	50
	Saling	360	213
	Silambi	141	31
	Chhaling	164	90
	Drepoong	201	66
	Monggar	474	428
	Tsakaling	127	46
	Tsamang	191	127

Table A3.21 Cat and Dog population, by dzongkhag, and by gewog, 2021

		(Number)	
Dzongkhag	Gewog	Cat	Dog (Utility/Pet)
		Total	Total
Paro		3,005	4,015
	Dokar	435	743
	Loong-nyi	244	287
	Nagya	600	601
	Sharpa	373	463
	Dopshar-ri	290	363
	Doteng	180	192
	Hoongrel	23	32
	Lamgong	370	804
	Tsento	295	339
	Wangchang	195	191
Pema Gatshel		1,724	931
	Chhimoong	123	59
	Chongshing	85	14
	Dungmaed	133	100
	Khar	116	83
	Yurung	53	42
	Nanong	282	176
	Shumar	381	236
	Zobel	198	95
	Chhoekhorling	62	13
	Dechhenling	43	21
	Norboogang	248	92
Punakha		2,175	2,403
	Barp	196	185
	Guma	315	317
	Goenshari	99	45
	Kabisa	286	423
	Talog	187	251
	Toedpaisa	235	265
	Chhubu	167	191
	Dzomi	200	176
	Lingmukha	120	227
	Shelnga-Bjemi	200	157
	Toedwang	170	166

Table A3.21 Cat and Dog population, by dzongkhag, and by gewog, 2021

Dzongkhag	Gewog	(Number)	
		Cat	Dog (Utility/Pet)
		Total	Total
Samdrup Jongkhar		1,561	1,013
	Dewathang	140	113
	Gomdar	262	58
	Orong	222	114
	Phuentshogthang	73	72
	Wangphu	247	95
	Langchenphu	248	174
	Lauri	102	117
	Martshala	111	109
	Pemathang	8	44
	Samrang	3	2
	Serthig	145	115
Samtse		4,187	4,171
	Duenchhukha	462	262
	Dophuchen	294	284
	Doomtoed	237	151
	Tading	450	455
	Norbugang	266	350
	Phuentshogpelri	211	401
	Samtse	355	510
	Norgaygang	236	213
	Pemaling	261	195
	Tashichhoeling	277	200
	Tendruk	354	280
	Sang-Ngag-Chhoel	199	345
	Namgyalchhoeling	267	163
	Ugyentse	120	121
	Yoeseltse	198	241
Sarpang		2,591	1,826
	Samtenling	215	212
	Chhuzanggang	266	217
	Gelegphu	94	105
	Jigme Chhoeling	487	329
	Serzhong	231	160
	Tareythang	36	13
	Umling	204	127
	Dekiling	280	208
	Chhudzom	188	78
	Gakiling	262	154
	Senggey	109	48
	Shompangkha	219	175

Table A3.21 Cat and Dog population, by dzongkhag, and by gewog, 2021

		(Number)	
Dzongkhag	Gewog	Cat	Dog (Utility/Pet)
		Total	Total
Thimphu		756	1,077
	Kawang	121	150
	Lingzhi	11	78
	Naro	10	49
	Soe	5	47
	Chang	82	92
	Darkarla	32	55
	Ge-nyen	124	131
	Maedwang	371	475
Trashigang		3,160	3,091
	Bartsham	119	84
	Bidoong	91	46
	Yangnyer	182	176
	Shongphu	133	179
	Kanglung	266	381
	Samkhar	292	270
	Udzorong	340	170
	Merag	48	299
	Phongmed	174	236
	Radhi	290	336
	Sagteng	157	333
	Kangpar	294	192
	Thrimshing	270	92
	Khaling	214	161
	Lumang	290	136
Trashigang Yangtse		1,462	871
	Boomdeling	313	117
	Jamkhar	88	80
	Tongmajangsa	94	39
	Yangtse	219	153
	Ramjar	104	22
	Khamdang	368	278
	Toedtsho	156	91
	Yalang	120	91
Trongsa		1,049	568
	Draagteng	310	273
	Korphu	26	23
	Langthil	245	126
	Nubi	370	132
	Tangsibji	98	14

Table A3.21 Cat and Dog population, by dzongkhag, and by gewog, 2021

		(Number)	
Dzongkhag	Gewog	Cat	Dog (Utility/Pet)
		Total	Total
Tsirang		3,168	2,654
	Barshong	250	191
	Patshaling	263	193
	Kilkhorthang	280	236
	Mendrelgang	303	270
	Rangthangling	275	234
	Tsholingkhar	306	274
	Doonglagang	304	211
	Gosarling	191	220
	Sergithang	258	216
	Pungtenchhu	240	206
	Semjong	257	183
	Tsirang Toed	241	220
Wangdue Phodrang		2,347	1,656
	Athang	142	63
	Bjenag	114	111
	Darkar	166	101
	Gase Tshogongm	220	246
	Gase Tshowogm	126	134
	Nahi	117	118
	Thedtsho	103	124
	Ruebisa	281	195
	Dangchhu	124	60
	Gangteng	120	24
	Kazhi	129	120
	Nyishog	162	129
	Phangyuel	129	158
	Phobji	302	28
	Saephu	112	45
Zhemgang		1,215	677
	Bardo	239	98
	Nangkor	211	127
	Shingkhar	167	77
	Trong	216	142
	Bjoka	58	54
	Goshing	65	16
	Ngangla	152	80
	Phangkhar	107	83
TOTAL		42,856	35,169

Table A3.22 Livestock death by type, by *dzongkhag* and by *gewog*, 2021

(Number)

<i>Dzongkhag</i>	<i>Gewog</i>	Bovine animal					Other livestock				
		Cattle	Mithun	Yak	Zo/Zom	Buffalo	Equine	Pig	Poultry	Sheep	Goat
Bumthang		687	-	143	-	-	19	-	77	3	12
	Chhoekhor	179	-	133	-	-	12	-	13	-	-
	Tang	223	-	4	-	-	6	-	40	-	-
	Chhumig	150	-	6	-	-	-	-	24	3	12
	Ura	135	-	-	-	-	1	-	-	-	-
Chukha		909	1	-	-	-	2	504	114,684	72	1,142
	Bjagchhog	55	-	-	-	-	-	4	1,163	-	3
	Bongo	123	-	-	-	-	-	5	138	-	-
	Chapchha	59	-	-	-	-	-	-	521	-	-
	Darla	63	-	-	-	-	-	66	24,763	2	238
	Getana	45	-	-	-	-	1	7	43	-	2
	Doongna	103	-	-	-	-	-	1	54	-	3
	Geling	75	-	-	-	-	-	-	6	-	6
	Loggchina	195	1	-	-	-	-	63	10,645	9	490
	Maedtabkha	70	-	-	-	-	-	-	74	-	-
	Phuentshogling	81	-	-	-	-	1	101	11,245	40	205
	Samphelling	40	-	-	-	-	-	257	66,032	21	195
Dagana		565	-	-	-	1	12	905	113,273	10	1,988
	Drukjeygang	30	-	-	-	-	-	14	780	-	50
	Gozhi	19	-	-	-	-	-	84	9,594	-	110
	Karna	110	-	-	-	-	-	52	7,444	2	179
	Khebisa	47	-	-	-	-	2	35	6,820	-	57
	Largyab	73	-	-	-	-	2	20	2,770	-	68
	Tseza	68	-	-	-	-	6	48	12,764	-	20
	Tsangkha	32	-	-	-	-	-	59	13,622	1	103
	Karmaling	3	-	-	-	-	-	153	17,034	7	372
	Dorona	29	-	-	-	-	2	16	1,231	-	62
	Gesarling	12	-	-	-	-	-	24	5,786	-	123
	Lhamoi Dzingkha	30	-	-	-	-	-	121	16,547	-	344
	Nichula	12	-	-	-	-	-	3	556	-	172
	Tashiding	50	-	-	-	1	-	191	9,128	-	202
	Tsenda-Gang	50	-	-	-	-	-	85	9,197	-	126
Gasa		79	-	165	-	-	28	-	584	-	-
	Khamaed	63	-	-	-	-	1	-	303	-	-
	Lunana	-	-	35	-	-	2	-	-	-	-
	Khatoed	13	-	-	-	-	1	-	281	-	-
	Laya	3	-	130	-	-	24	-	-	-	-

Table A3.22 Livestock death by type, by dzongkhag, and by gewog, 2021

Dzongkhag	Gewog	Bovine animal					Other livestock				
		Cattle	Mithun	Yak	Zo/Zom	Buffalo	Equine	Pig	Poultry	Sheep	Goat
Haa		597	-	191	-	-	14	6	1,211	-	14
	Bji	62	-	128	-	-	4	-	699	-	-
	Kar-tshog	43	-	48	-	-	6	-	334	-	-
	Uesu	43	-	15	-	-	-	-	3	-	-
	Gakiling(haa)	78	-	-	-	-	-	6	100	-	14
	Samar	180	-	-	-	-	3	-	32	-	-
	Sangbay	191	-	-	-	-	1	-	43	-	-
Lhuentse		706	5	50	2	-	44	11	1,717	16	-
	Gangzur	179	-	-	-	-	-	5	694	-	-
	Khoma	64	-	50	2	-	15	-	111	16	-
	Kurtoed	68	-	-	-	-	13	-	251	-	-
	Minjey	57	-	-	-	-	1	-	22	-	-
	Jarey	90	5	-	-	-	-	-	54	-	-
	Maenbi	61	-	-	-	-	-	-	157	-	-
	Maedtsho	89	-	-	-	-	-	6	147	-	-
	Tsaenkar	98	-	-	-	-	15	-	281	-	-
Mongar		1,806	2	-	-	-	37	52	4,031	-	1
	Balam	75	-	-	-	-	-	-	47	-	-
	Chagsakhar	153	-	-	-	-	-	1	30	-	-
	Dramedtse	112	-	-	-	-	-	-	71	-	-
	Na-Rang	42	-	-	-	-	3	-	26	-	-
	Ngatshang	64	-	-	-	-	-	-	207	-	-
	Shermuhoong	165	-	-	-	-	28	-	85	-	-
	Thang-Rong	175	1	-	-	-	-	-	241	-	-
	Gongdue	74	-	-	-	-	3	7	112	-	-
	Jurmed	43	-	-	-	-	-	-	121	-	-
	Kengkhar	78	-	-	-	-	-	-	129	-	-
	Saling	152	-	-	-	-	1	-	1,194	-	-
	Silambi	117	1	-	-	-	-	-	153	-	-
	Chhaling	89	-	-	-	-	-	-	189	-	-
	Drepoong	67	-	-	-	-	-	-	33	-	-
	Monggar	167	-	-	-	-	-	44	434	-	1
	Tsakaling	127	-	-	-	-	1	-	613	-	-
	Tsamang	106	-	-	-	-	1	-	346	-	-

Table A3.22 Livestock death by type, by dzongkhag, and by gewog, 2021

Dzongkhag	Gewog	Bovine animal					Other livestock				
		Cattle	Mithun	Yak	Zo/Zom	Buffalo	Equine	Pig	Poultry	Sheep	Goat
Paro		622	-	390	-	-	42	44	5,004	-	-
	Dokar	66	-	-	-	-	-	-	452	-	-
	Loong-nyi	46	-	-	-	-	-	14	530	-	-
	Nagya	177	-	-	-	-	3	-	579	-	-
	Sharpa	41	-	-	-	-	-	9	415	-	-
	Dopshar-ri	62	-	-	-	-	10	10	227	-	-
	Doteng	33	-	74	-	-	3	1	255	-	-
	Hoongrel	1	-	-	-	-	-	-	-	-	-
	Lamgong	47	-	-	-	-	-	1	1,029	-	-
	Tsento	124	-	316	-	-	26	1	435	-	-
Wangchang	25	-	-	-	-	-	8	1,082	-	-	
Pema Gatshel		498	-	-	-	1	2	51	4,017	-	2
	Chhimoong	12	-	-	-	-	-	-	421	-	-
	Chongshing	12	-	-	-	-	-	-	17	-	-
	Dungmaed	23	-	-	-	1	-	-	734	-	-
	Khar	40	-	-	-	-	-	-	52	-	1
	Yurung	18	-	-	-	-	-	5	157	-	-
	Nanong	153	-	-	-	-	-	10	242	-	1
	Shumar	85	-	-	-	-	1	2	881	-	-
	Zobel	69	-	-	-	-	-	3	249	-	-
	Chhoekhorling	19	-	-	-	-	1	-	528	-	-
	Dechhenling	11	-	-	-	-	-	18	25	-	-
	Norboogang	56	-	-	-	-	-	13	711	-	-
Punakha		615	-	-	-	-	18	60	4,474	4	33
	Barp	39	-	-	-	-	-	16	738	-	-
	Guma	44	-	-	-	-	-	8	107	2	-
	Goenshari	69	-	-	-	-	7	-	95	-	7
	Kabisa	68	-	-	-	-	-	4	298	2	23
	Talog	33	-	-	-	-	-	25	1,093	-	2
	Toedpaisa	50	-	-	-	-	-	-	522	-	-
	Chhubu	91	-	-	-	-	-	-	25	-	-
	Dzomi	47	-	-	-	-	-	-	80	-	1
	Lingmukha	56	-	-	-	-	2	5	168	-	-
	Shelnga-Bjemi	36	-	-	-	-	-	2	127	-	-
	Toedwang	82	-	-	-	-	9	-	1,221	-	-

Table A3.22 Livestock death by type, by dzongkhag, and by gewog, 2021

		(Number)									
Dzongkhag	Gewog	Bovine animal					Other livestock				
		Cattle	Mithun	Yak	Zo/Zom	Buffalo	Equine	Pig	Poultry	Sheep	Goat
Samdrup Jongkhar		721	1	-	-	-	3	267	27,503	22	177
	Dewathang	115	-	-	-	-	-	-	124	-	-
	Gomdar	41	-	-	-	-	1	-	5	-	-
	Orong	124	-	-	-	-	-	-	10	-	-
	Phuentshogthang	33	-	-	-	-	-	138	13,156	-	87
	Wangphu	20	-	-	-	-	-	-	-	-	-
	Langchenphu	12	-	-	-	-	-	1	1,629	7	34
	Lauri	182	-	-	-	-	-	-	283	-	-
	Martshala	66	1	-	-	-	1	-	-	-	-
	Pemathang	55	-	-	-	-	-	94	9,986	15	47
	Samrang	3	-	-	-	-	-	20	2,090	-	9
	Serthig	70	-	-	-	-	1	14	220	-	-
Samtse		1,005	-	-	-	17	1	1,006	205,557	1,161	5,329
	Duenchhukha	192	-	-	-	4	-	87	9,853	1	463
	Dophuchen	78	-	-	-	5	-	115	7,705	3	158
	Doomtoed	27	-	-	-	-	-	48	4,688	-	49
	Tading	142	-	-	-	-	-	111	11,111	174	1,562
	Norbugang	45	-	-	-	-	-	141	45,749	45	285
	Phuentshogpelri	104	-	-	-	-	-	15	7,854	2	664
	Samtse	35	-	-	-	-	-	124	46,940	14	302
	Norgayang	22	-	-	-	-	1	44	130	48	24
	Pemaling	75	-	-	-	-	-	25	8,716	300	250
	Tashichhoeling	44	-	-	-	3	-	5	1,244	5	98
	Tendruk	40	-	-	-	-	-	127	17,693	90	522
	Sang-Ngag-Chhoel	42	-	-	-	-	-	94	25,673	102	575
	Namgyalchhoeling	95	-	-	-	5	-	25	5,038	280	135
	Ugyentse	6	-	-	-	-	-	6	-	15	25
	Yoeseltse	58	-	-	-	-	-	39	13,163	82	217
Sarpang		580	-	-	-	-	15	2,580	235,332	114	2,358
	Samtenling	45	-	-	-	-	1	992	27,816	67	71
	Chhuzanggang	40	-	-	-	-	-	75	13,550	-	110
	Gelegphu	29	-	-	-	-	-	181	20,544	2	94
	Jigme Chhoeling	101	-	-	-	-	10	190	14,028	1	1,029
	Serzhong	134	-	-	-	-	-	79	7,704	-	80
	Tareything	23	-	-	-	-	-	13	717	-	19
	Umling	43	-	-	-	-	-	11	1,320	13	18
	Dekiling	55	-	-	-	-	3	172	22,228	4	48
	Chhudzom	56	-	-	-	-	-	15	761	27	124
	Gakiling	14	-	-	-	-	1	426	46,232	-	395
	Senggey	32	-	-	-	-	-	74	11,286	-	74
	Shompangkha	8	-	-	-	-	-	352	69,146	-	296

Table A3.22 Livestock death by type, by dzongkhag, and by gewog, 2021

Dzongkhag	Gewog	Bovine animal					Other livestock				
		Cattle	Mithun	Yak	Zo/Zom	Buffalo	Equine	Pig	Poultry	Sheep	Goat
		(Number)									
Thimphu		158	-	521	-	-	33	161	11,961	-	-
	Kawang	35	-	-	-	-	-	-	6	-	-
	Lingzhi	-	-	172	-	-	14	-	-	-	-
	Naro	-	-	133	-	-	11	-	-	-	-
	Soe	-	-	132	-	-	2	-	6	-	-
	Chang	17	-	-	-	-	-	122	1,237	-	-
	Darkarla	2	-	84	-	-	5	-	137	-	-
	Ge-nyen	37	-	-	-	-	1	28	7,847	-	-
	Maedwang	67	-	-	-	-	-	11	2,728	-	-
Trashigang		1,855	4	186	274	-	25	18	3,847	172	3
	Bartsham	79	-	-	-	-	-	-	1	-	-
	Bidoong	80	-	-	-	-	-	-	26	-	-
	Yangnyer	133	-	-	-	-	-	-	974	-	-
	Shongphu	158	-	-	7	-	-	-	81	-	-
	Kanglung	137	-	-	-	-	-	-	158	-	-
	Samkhar	153	-	-	-	-	-	-	269	-	-
	Udzorong	230	-	-	-	-	1	1	332	-	-
	Merag	48	-	92	156	-	1	-	-	83	2
	Phongmed	144	-	-	-	-	1	5	583	-	1
	Radhi	108	1	-	-	-	1	-	249	-	-
	Sagteng	65	-	94	110	-	15	-	180	89	-
	Kangpar	114	3	-	-	-	6	2	81	-	-
	Thrimshing	100	-	-	-	-	-	5	331	-	-
	Khaling	157	-	-	1	-	-	-	193	-	-
	Lumang	149	-	-	-	-	-	5	389	-	-
Trashigang		918	-	32	14	-	61	3	2,123	-	1
	Boomdeling	206	-	32	14	-	3	-	95	-	-
	Jamkhar	78	-	-	-	-	-	-	255	-	-
	Tongmajangsa	93	-	-	-	-	1	-	526	-	-
	Yangtse	140	-	-	-	-	1	-	292	-	-
	Ramjar	63	-	-	-	-	1	3	137	-	-
	Khamdang	164	-	-	-	-	1	-	441	-	1
	Toedtsho	95	-	-	-	-	27	-	131	-	-
	Yalang	79	-	-	-	-	27	-	246	-	-
Trongsa		975	-	18	-	-	2	6	2,070	27	2
	Draagteng	215	-	-	-	-	-	-	396	-	1
	Korphu	46	-	-	-	-	-	-	296	-	-
	Langthil	222	-	-	-	-	-	-	629	-	1
	Nubi	350	-	18	-	-	2	-	481	27	-
	Tangsibji	142	-	-	-	-	-	6	268	-	-

Table A3.22 Livestock death by type, by dzongkhag, and by gewog, 2021

Dzongkhag	Gewog	Bovine animal					Other livestock				
		Cattle	Mithun	Yak	Zo/Zom	Buffalo	Equine	Pig	Poultry	Sheep	Goat
Tsirang		512	1	-	-	6	-	1,466	127,682	1	1,484
	Barshong	28	-	-	-	-	-	25	1,970	-	120
	Patshaling	40	-	-	-	-	-	12	1,490	-	36
	Kilkhorthang	103	-	-	-	1	-	84	21,491	-	176
	Mendrelgang	50	-	-	-	-	-	45	10,804	-	61
	Rangthangling	67	-	-	-	1	-	171	3,887	-	176
	Tsholingkhar	30	-	-	-	-	-	31	12,828	-	100
	Doonglagang	82	1	-	-	3	-	58	3,708	-	212
	Gosarling	26	-	-	-	-	-	347	10,733	-	77
	Sergithang	30	-	-	-	-	-	314	32,691	1	151
	Pungtenchhu	26	-	-	-	-	-	43	8,489	-	129
	Semjong	23	-	-	-	-	-	270	16,983	-	223
	Tsirang Toed	7	-	-	-	1	-	66	2,608	-	23
Wangdue Phodrang		2,473	1	382	21	-	31	284	20,950	41	30
	Athang	154	-	-	-	-	2	5	670	-	-
	Bjenag	207	-	-	-	-	-	3	201	-	-
	Darkar	85	1	-	-	-	-	154	13,589	-	4
	Gase Tshogongm	108	-	-	-	-	1	93	2,514	-	3
	Gase Tshowogm	39	-	-	-	-	-	2	165	-	-
	Nahi	44	-	-	-	-	-	-	194	-	4
	Thedtsho	25	-	-	-	-	3	5	211	-	18
	Ruebisa	235	-	-	-	-	-	16	2,505	-	-
	Dangchhu	299	-	5	-	-	3	-	58	-	-
	Gangteng	264	-	13	-	-	5	-	1	5	-
	Kazhi	119	-	145	-	-	12	-	22	-	-
	Nyishog	167	-	-	-	-	-	6	310	-	-
	Phangyuel	83	-	-	-	-	-	-	184	-	-
	Phobji	441	-	2	-	-	-	-	326	36	-
	Saephu	203	-	217	21	-	5	-	-	-	1
Zhemgang		1,049	1	-	-	-	42	28	3,645	-	9
	Bardo	247	1	-	-	-	13	13	54	-	-
	Nangkor	197	-	-	-	-	12	-	623	-	-
	Shingkhar	247	-	-	-	-	9	-	63	-	-
	Trong	139	-	-	-	-	1	4	2,359	-	9
	Bjoka	7	-	-	-	-	1	-	11	-	-
	Goshing	67	-	-	-	-	1	-	296	-	-
	Ngangla	88	-	-	-	-	1	2	148	-	-
	Phangkhar	57	-	-	-	-	4	9	91	-	-
TOTAL		17,330	16	2,078	311	25	431	7,452	889,742	1,643	12,585

Table A3.23 Livestock lost by type, by dzongkhag and by gewog, 2021

		(Number)									
Dzongkhag	Gewog	Livestock Bovine					Other Livestock				
		Cattle	Mithun	Yak	Buffalo	Zo-Zom	Equine	Pig	Poultry	Sheep	Goat
Bumthang		106	-	18	-	-	6	-	-	-	-
	Chhoeckhor	12	-	16	-	-	-	-	-	-	-
	Tang	22	-	-	-	-	1	-	-	-	-
	Chhumig	22	-	-	-	-	-	-	-	-	-
	Ura	50	-	2	-	-	5	-	-	-	-
Chukha		77	1	-	-	-	1	1	341	-	59
	Bjagchhog	3	-	-	-	-	-	-	-	-	-
	Bongo	16	-	-	-	-	-	-	18	-	-
	Chapchha	9	-	-	-	-	-	-	-	-	-
	Darla	-	-	-	-	-	-	1	39	-	10
	Getana	7	-	-	-	-	-	-	26	-	-
	Doongna	22	-	-	-	-	1	-	8	-	-
	Geling	10	-	-	-	-	-	-	4	-	-
	Loggchina	4	1	-	-	-	-	-	110	-	7
	Maedtabkha	5	-	-	-	-	-	-	7	-	-
	Phuentshogling	1	-	-	-	-	-	-	100	-	25
	Samphelling	-	-	-	-	-	-	-	29	-	17
Dagana		149	-	-	-	-	-	1	1,072	-	47
	Drukjeygang	4	-	-	-	-	-	-	25	-	1
	Gozhi	-	-	-	-	-	-	-	15	-	-
	Karna	4	-	-	-	-	-	-	153	-	-
	Khebisa	31	-	-	-	-	-	-	23	-	4
	Largyab	22	-	-	-	-	-	-	92	-	1
	Tseza	5	-	-	-	-	-	-	8	-	-
	Tsangkha	3	-	-	-	-	-	1	196	-	5
	Karmaling	5	-	-	-	-	-	-	20	-	12
	Dorona	11	-	-	-	-	-	-	85	-	2
	Gesarling	-	-	-	-	-	-	-	67	-	10
	Lhamoi Dzingkha	1	-	-	-	-	-	-	19	-	7
	Nichula	62	-	-	-	-	-	-	-	-	-
	Tashiding	-	-	-	-	-	-	-	167	-	1
	Tsenda-Gang	1	-	-	-	-	-	-	202	-	4
Gasa		9	-	7	-	-	1	-	-	-	-
	Khamaed	7	-	-	-	-	-	-	-	-	-
	Lunana	-	-	-	-	-	-	-	-	-	-
	Khatoed	2	-	-	-	-	-	-	-	-	-
	Laya	-	-	7	-	-	1	-	-	-	-

Table A3.23 Livestock lost by type, by dzongkhag, and by gewog, 2021

		(Number)									
Dzongkhag	Gewog	Livestock Bovine					Other Livestock				
		Cattle	Mithun	Yak	Buffalo	Zo-Zom	Equine	Pig	Poultry	Sheep	Goat
Haa		80	-	54	-	-	5	-	23	-	1
	Bji	11	-	41	-	-	1	-	-	-	-
	Kar-tshog	17	-	13	-	-	2	-	-	-	-
	Uesu	6	-	-	-	-	-	-	-	-	-
	Gakiling(haa)	2	-	-	-	-	-	-	23	-	1
	Samar	30	-	-	-	-	2	-	-	-	-
	Sangbay	14	-	-	-	-	-	-	-	-	-
Lhuentse		16	-	-	-	1	7	-	112	-	-
	Gangzur	4	-	-	-	-	-	-	69	-	-
	Khoma	2	-	-	-	1	4	-	9	-	-
	Kurtoed	3	-	-	-	-	-	-	24	-	-
	Minjey	1	-	-	-	-	-	-	-	-	-
	Jarey	-	-	-	-	-	-	-	1	-	-
	Maenbi	2	-	-	-	-	1	-	-	-	-
	Maedtsho	1	-	-	-	-	-	-	5	-	-
	Tsaenkhar	3	-	-	-	-	2	-	4	-	-
Mongar		92	2	-	-	-	1	-	244	-	-
	Balam	-	-	-	-	-	-	-	23	-	-
	Chagsakhar	6	-	-	-	-	-	-	13	-	-
	Dramedtse	3	-	-	-	-	-	-	15	-	-
	Na-Rang	4	-	-	-	-	-	-	-	-	-
	Ngatshang	2	-	-	-	-	-	-	16	-	-
	Shermuhoong	1	-	-	-	-	-	-	4	-	-
	Thang-Rong	7	-	-	-	-	-	-	67	-	-
	Gongdue	5	1	-	-	-	1	-	26	-	-
	Jurmed	4	-	-	-	-	-	-	-	-	-
	Kengkhar	11	-	-	-	-	-	-	2	-	-
	Saling	15	-	-	-	-	-	-	27	-	-
	Silambi	6	1	-	-	-	-	-	36	-	-
	Chhaling	4	-	-	-	-	-	-	5	-	-
	Drepoong	6	-	-	-	-	-	-	-	-	-
	Monggar	5	-	-	-	-	-	-	2	-	-
	Tsakaling	-	-	-	-	-	-	-	-	-	-
	Tsamang	13	-	-	-	-	-	-	8	-	-

Table A3.23 Livestock lost by type, by dzongkhag, and by gewog, 2021

		(Number)									
Dzongkhag	Gewog	Livestock Bovine					Other Livestock				
		Cattle	Mithun	Yak	Buffalo	Zo-Zom	Equine	Pig	Poultry	Sheep	Goat
Paro		115	-	22	-	-	11	-	64	-	-
	Dokar	8	-	-	-	-	-	-	-	-	-
	Loong-nyi	2	-	-	-	-	-	-	-	-	-
	Nagya	34	-	-	-	-	-	-	-	-	-
	Sharpa	8	-	-	-	-	-	-	25	-	-
	Dopshar-ri	16	-	-	-	-	2	-	35	-	-
	Doteng	10	-	2	-	-	1	-	1	-	-
	Hoongrel	-	-	-	-	-	-	-	-	-	-
	Lamgong	5	-	-	-	-	-	-	-	-	-
	Tsento	20	-	20	-	-	6	-	3	-	-
	Wangchang	12	-	-	-	-	2	-	-	-	-
Pema Gatshel		8	-	-	-	-	-	-	106	-	-
	Chhimoong	1	-	-	-	-	-	-	1	-	-
	Chongshing	-	-	-	-	-	-	-	-	-	-
	Dungmaed	-	-	-	-	-	-	-	12	-	-
	Khar	-	-	-	-	-	-	-	-	-	-
	Yurung	-	-	-	-	-	-	-	-	-	-
	Nanong	2	-	-	-	-	-	-	5	-	-
	Shumar	5	-	-	-	-	-	-	82	-	-
	Zobel	-	-	-	-	-	-	-	-	-	-
	Chhoekhorling	-	-	-	-	-	-	-	6	-	-
	Dechhenling	-	-	-	-	-	-	-	-	-	-
	Norboogang	-	-	-	-	-	-	-	-	-	-
Punakha		175	-	-	-	-	10	-	26	-	1
	Barp	3	-	-	-	-	-	-	-	-	-
	Guma	9	-	-	-	-	-	-	-	-	-
	Goenshari	8	-	-	-	-	-	-	9	-	-
	Kabisa	26	-	-	-	-	-	-	4	-	1
	Talog	2	-	-	-	-	-	-	5	-	-
	Toedpaisa	22	-	-	-	-	-	-	1	-	-
	Chhubu	42	-	-	-	-	7	-	-	-	-
	Dzomi	14	-	-	-	-	-	-	-	-	-
	Lingmukha	6	-	-	-	-	-	-	1	-	-
	Shelnga-Bjemi	11	-	-	-	-	-	-	5	-	-
	Toedwang	32	-	-	-	-	3	-	1	-	-

Table A3.23 Livestock lost by type, by dzongkhag, and by gewog, 2021

		(Number)									
Dzongkhag	Gewog	Livestock Bovine					Other Livestock				
		Cattle	Mithun	Yak	Buffalo	Zo-Zom	Equine	Pig	Poultry	Sheep	Goat
Samdrup Jongkhar		65	-	-	-	2	-	10	18	-	-
	Dewathang	5	-	-	-	-	-	-	-	-	-
	Gomdar	2	-	-	-	-	-	-	-	-	-
	Orong	6	-	-	-	-	-	-	-	-	-
	Phuentshogthang	1	-	-	-	-	-	-	1	-	-
	Wangphu	3	-	-	-	-	-	-	-	-	-
	Langchenphu	1	-	-	-	-	-	-	2	-	-
	Lauri	36	-	-	-	2	-	-	1	-	-
	Martshala	2	-	-	-	-	-	-	-	-	-
	Pemathang	7	-	-	-	-	-	10	14	-	-
	Samrang	-	-	-	-	-	-	-	-	-	-
	Serthig	2	-	-	-	-	-	-	-	-	-
Samtse		92	-	-	-	-	-	12	2,252	69	213
	Duenchhukha	3	-	-	-	-	-	-	-	-	3
	Dophuchen	5	-	-	-	-	-	2	716	-	24
	Doomtoed	2	-	-	-	-	-	-	-	-	-
	Tading	16	-	-	-	-	-	-	29	1	27
	Norbugang	7	-	-	-	-	-	-	1	-	23
	Phuentshogpelri	14	-	-	-	-	-	4	5	-	23
	Samtse	-	-	-	-	-	-	-	-	-	12
	Norgaygang	4	-	-	-	-	-	-	420	1	-
	Pemaling	1	-	-	-	-	-	-	6	-	-
	Tashichhoeling	18	-	-	-	-	-	-	108	-	13
	Tendruk	3	-	-	-	-	-	-	-	-	1
	Sang-Ngag-Chhoel	1	-	-	-	-	-	-	-	-	-
	Namgyalchhoeling	9	-	-	-	-	-	-	908	22	19
	Ugyentse	3	-	-	-	-	-	6	2	22	14
	Yoeseltse	6	-	-	-	-	-	-	57	23	54
Sarpang		51	-	-	-	-	1	5	34	-	12
	Samtenling	6	-	-	-	-	-	-	-	-	-
	Chhuzanggang	6	-	-	-	-	-	-	-	-	-
	Gelegphu	1	-	-	-	-	-	-	4	-	2
	Jigme Chhoeling	1	-	-	-	-	1	-	-	-	-
	Serzhong	5	-	-	-	-	-	-	-	-	-
	Tareythang	5	-	-	-	-	-	-	-	-	-
	Umling	16	-	-	-	-	-	-	-	-	-
	Dekiling	6	-	-	-	-	-	5	-	-	10
	Chhudzom	-	-	-	-	-	-	-	3	-	-
	Gakiling	-	-	-	-	-	-	-	-	-	-
	Senggey	5	-	-	-	-	-	-	-	-	-
	Shompangkha	-	-	-	-	-	-	-	27	-	-

Table A3.23 Livestock lost by type, by dzongkhag, and by gewog, 2021

		(Number)									
Dzongkhag	Gewog	Livestock Bovine					Other Livestock				
		Cattle	Mithun	Yak	Buffalo	Zo-Zom	Equine	Pig	Poultry	Sheep	Goat
Thimphu		64	-	37	-	-	1	-	6	-	-
	Kawang	10	-	-	-	-	-	-	-	-	-
	Lingzhi	-	-	13	-	-	-	-	-	-	-
	Naro	-	-	2	-	-	-	-	-	-	-
	Soe	-	-	1	-	-	-	-	-	-	-
	Chang	2	-	-	-	-	-	-	2	-	-
	Darkarla	-	-	21	-	-	-	-	-	-	-
	Ge-nyen	18	-	-	-	-	-	-	4	-	-
	Maedwang	34	-	-	-	-	1	-	-	-	-
Trashigang		95	1	4	-	8	24	-	107	-	1
	Bartsham	5	-	-	-	-	-	-	-	-	-
	Bidoong	5	-	-	-	-	-	-	-	-	-
	Yangnyer	8	-	-	-	-	-	-	12	-	-
	Shongphu	3	-	-	-	4	-	-	4	-	-
	Kanglung	3	-	-	-	-	10	-	10	-	-
	Samkhar	2	-	-	-	-	-	-	-	-	-
	Udzorong	11	-	-	-	-	-	-	14	-	-
	Merag	-	-	-	-	1	-	-	-	-	-
	Phongmed	1	-	-	-	-	1	-	-	-	-
	Radhi	13	-	-	-	-	1	-	-	-	-
	Sagteng	2	-	4	-	3	10	-	5	-	1
	Kangpar	8	1	-	-	-	2	-	9	-	-
	Thrimshing	5	-	-	-	-	-	-	-	-	-
	Khaling	13	-	-	-	-	-	-	-	-	-
	Lumang	16	-	-	-	-	-	-	53	-	-
Trashi Yangtse		55	-	-	-	-	2	-	40	-	1
	Boomdeling	3	-	-	-	-	-	-	-	-	-
	Jamkhar	8	-	-	-	-	-	-	20	-	-
	Tongmajangsa	5	-	-	-	-	-	-	-	-	-
	Yangtse	6	-	-	-	-	-	-	11	-	-
	Ramjar	12	-	-	-	-	-	-	1	-	-
	Khamdang	4	-	-	-	-	-	-	1	-	-
	Toedtsho	14	-	-	-	-	2	-	4	-	1
	Yalang	3	-	-	-	-	-	-	3	-	-
Trongsa		93	-	-	-	-	1	-	331	-	-
	Draagteng	36	-	-	-	-	-	-	2	-	-
	Korphu	10	-	-	-	-	-	-	45	-	-
	Langthil	11	-	-	-	-	1	-	12	-	-
	Nubi	13	-	-	-	-	-	-	270	-	-
	Tangsibji	23	-	-	-	-	-	-	2	-	-

Table A3.23 Livestock lost by type, by dzongkhag, and by gewog, 2021

		(Number)									
Dzongkhag	Gewog	Livestock Bovine					Other Livestock				
		Cattle	Mithun	Yak	Buffalo	Zo-Zom	Equine	Pig	Poultry	Sheep	Goat
Tsirang		10	-	-	-	-	-	1	252	-	13
	Barshong	-	-	-	-	-	-	-	11	-	5
	Patshaling	2	-	-	-	-	-	-	9	-	3
	Kilkhorthang	1	-	-	-	-	-	-	-	-	1
	Mendrelgang	3	-	-	-	-	-	-	21	-	3
	Rangthangling	1	-	-	-	-	-	-	3	-	-
	Tsholingkhar	-	-	-	-	-	-	-	171	-	1
	Doonglagang	-	-	-	-	-	-	-	3	-	-
	Gosarling	-	-	-	-	-	-	-	-	-	-
	Sergithang	3	-	-	-	-	-	-	2	-	-
	Pungtenchhu	-	-	-	-	-	-	-	-	-	-
	Semjong	-	-	-	-	-	-	1	15	-	-
	Tsirang Toed	-	-	-	-	-	-	-	17	-	-
Wangdue Phodrang		293	-	73	-	1	6	-	258	17	4
	Athang	8	-	-	-	-	-	-	185	-	-
	Bjenag	50	-	-	-	-	-	-	-	-	-
	Darkar	44	-	-	-	-	-	-	32	-	-
	Gase Tshogongm	7	-	-	-	-	-	-	6	-	-
	Gase Tshowogm	6	-	-	-	-	-	-	15	-	1
	Nahi	11	-	-	-	-	-	-	1	-	-
	Thedtsho	8	-	-	-	-	1	-	8	-	2
	Ruebisa	43	-	-	-	-	1	-	3	-	-
	Dangchhu	14	-	-	-	-	-	-	1	-	-
	Gangteng	19	-	1	-	-	1	-	-	8	-
	Kazhi	9	-	22	-	-	2	-	-	-	1
	Nyishog	28	-	-	-	-	-	-	4	-	-
	Phangyuel	7	-	-	-	-	-	-	-	-	-
	Phobji	34	-	-	-	-	-	-	3	9	-
	Saephu	5	-	50	-	1	1	-	-	-	-
Zhemgang		41	-	-	-	-	-	1	91	-	-
	Bardo	5	-	-	-	-	-	-	2	-	-
	Nangkor	8	-	-	-	-	-	-	2	-	-
	Shingkhari	2	-	-	-	-	-	-	-	-	-
	Trong	7	-	-	-	-	-	-	1	-	-
	Bjoka	5	-	-	-	-	-	1	3	-	-
	Goshing	7	-	-	-	-	-	-	56	-	-
	Ngangla	-	-	-	-	-	-	-	12	-	-
	Phangkhar	7	-	-	-	-	-	-	15	-	-
TOTAL		1,686	4	215	-	12	77	31	5,377	86	352

Table A4.01 Milk production, by dzongkhag and by gewog, 2021

(KG)

Dzongkhag	Gewog	Milk			
		Produced	Used for processing	Consumed	Sold
Bumthang		2,576,324	1,262,538	179,872	1,126,187
	Chhoeckhor	1,112,979	473,333	36,177	603,169
	Tang	719,829	327,628	57,981	330,090
	Chhumig	315,114	166,140	24,539	123,703
	Ura	428,402	295,437	61,175	69,225
Chukha		2,969,413	1,535,641	317,741	1,101,619
	Bjagchhog	81,803	78,421	2,879	190
	Bongo	140,245	123,148	13,395	2,809
	Chapchha	84,444	76,138	6,830	1,375
	Darla	1,039,500	204,663	154,393	677,400
	Getana	47,184	44,261	2,738	110
	Doongna	202,167	193,354	7,613	1,200
	Geling	116,564	99,638	7,506	9,420
	Loggchina	214,910	166,012	47,653	1,150
	Maedtabkha	94,677	92,097	2,235	345
	Phuentshogling	322,309	212,177	47,988	61,003
	SampHELLing	625,611	245,733	24,511	346,617
Dagana		2,306,956	1,815,593	371,055	109,025
	Drukjeygang	208,737	192,282	14,060	31
	Gozhi	226,727	179,103	31,764	15,235
	Karna	284,900	204,327	61,344	19,169
	Khebisa	150,054	129,423	20,531	-
	Largyab	162,705	137,383	22,974	40
	Tseza	99,954	89,484	7,704	2,766
	Tsangkha	189,043	156,185	32,282	58
	Karmaling	120,753	98,782	20,960	514
	Dorona	75,960	53,473	17,739	4,018
	Gesarling	131,372	102,657	24,709	3,951
	Lhamoi Dzingkha	264,255	198,380	22,835	39,020
	Nichula	101,240	69,080	32,160	-
	Tashiding	135,176	90,185	30,167	14,819
	Tsenda-Gang	156,081	114,850	31,828	9,404
Gasa		632,363	604,840	19,550	7,743
	Khamaed	135,851	123,735	5,624	6,312
	Lunana	235,000	234,960	-	-
	Khatoed	55,266	52,063	1,772	1,431
	Laya	206,246	194,082	12,154	-

Table A4.01 Milk production, by dzongkhag, and by gewog, 2021

Dzongkhag	Gewog	Milk			
		Produced	Used for processing	Consumed	Sold
(KG)					
Haa		2,624,164	1,639,986	306,032	655,034
	Bji	786,315	472,253	49,267	261,025
	Kar-tshog	473,693	208,389	63,389	193,696
	Uesu	585,065	343,970	44,165	193,480
	Gakiling(haa)	120,526	73,782	35,602	6,185
	Samar	482,287	401,147	79,397	245
	Sangbay	176,278	140,445	34,212	403
Lhuentse		1,139,764	1,017,047	16,687	100,390
	Gangzur	152,838	148,626	1,191	1,665
	Khoma	186,720	180,001	5,410	140
	Kurtoed	50,496	48,004	2,032	160
	Minjey	192,412	148,240	2,992	41,180
	Jarey	74,968	71,209	3,014	450
	Maenbi	197,897	144,785	657	52,425
	Maedtsho	111,462	108,317	685	-
	Tsaenkar	172,972	167,866	706	4,370
Mongar		2,997,326	2,304,170	41,944	635,017
	Balam	116,237	35,282	1,520	79,135
	Chagsakhar	345,989	164,355	11,222	156,707
	Dramedtse	183,737	164,522	3,525	15,690
	Na-Rang	62,691	54,631	360	7,700
	Ngatshang	197,660	75,292	1,660	120,108
	Shermuhoong	256,554	233,386	573	22,356
	Thang-Rong	126,804	124,808	1,945	-
	Gongdue	84,270	81,698	1,509	928
	Jurmed	137,106	134,316	561	2,110
	Kengkhar	143,944	138,425	782	4,665
	Saling	264,903	235,066	2,191	27,505
	Silambi	105,341	100,684	3,998	200
	Chhaling	105,755	104,190	1,415	150
	Drepoong	134,768	133,067	1,086	595
	Monggar	440,055	241,500	5,257	193,168
	Tsakaling	170,931	167,423	3,505	-
	Tsamang	120,582	115,527	835	4,000

Table A4.01 Milk production, by dzongkhag, and by gewog, 2021

Dzongkhag	Gewog	Milk			
		Produced	Used for processing	Consumed	Sold
Paro		2,801,695	1,417,560	322,320	1,029,850
	Dokar	252,542	111,613	34,293	106,336
	Loong-nyi	283,709	66,750	32,771	184,188
	Nagya	457,612	363,586	89,213	270
	Sharpa	233,452	95,431	28,477	106,596
	Dopshar-ri	391,968	100,232	9,455	265,211
	Doteng	153,815	69,725	9,277	72,077
	Hoongrel	20,100	9,190	1,640	9,270
	Lamgong	274,760	140,589	37,524	96,096
	Tsento	476,939	297,690	54,155	124,019
	Wangchang	256,798	162,754	25,515	65,787
Pema Gatshel		1,596,425	893,275	16,895	664,301
	Chhimoong	26,929	23,380	1,218	2,331
	Chongshing	34,974	33,504	130	740
	Dungmaed	62,022	56,276	1,182	1,460
	Khar	34,862	30,303	950	3,346
	Yurung	127,121	96,859	3,235	23,850
	Nanong	289,139	109,639	852	174,548
	Shumar	318,994	153,714	5,450	159,145
	Zobel	179,634	157,196	30	18,405
	Chhoekhorling	83,530	77,460	1,120	4,950
	Dechhenling	128,643	89,125	1,434	32,064
	Norboogang	310,577	65,820	1,294	243,463
Punakha		1,605,531	1,281,096	51,999	208,048
	Barp	141,015	120,810	5,130	14,775
	Guma	240,262	186,482	5,555	48,175
	Goenshari	63,633	62,593	1,040	-
	Kabisa	229,543	149,922	2,570	63,513
	Talog	98,699	89,917	847	2,220
	Toedpaisa	164,916	155,740	6,110	3,060
	Chhubu	143,042	140,245	2,287	510
	Dzomi	144,307	87,542	8,161	45,690
	Lingmukha	87,009	85,124	1,660	-
	Shelnga-Bjemi	121,542	101,048	16,253	3,863
	Toedwang	171,564	101,674	2,387	26,243

Table A4.01 Milk production, by dzongkhag, and by gewog, 2021

Dzongkhag	Gewog	Milk			
		Produced	Used for processing	Consumed	Sold
Samdrup Jongkhar		3,376,532	1,562,631	234,529	1,569,812
	Dewathang	395,780	73,800	1,000	320,580
	Gomdar	408,246	-	640	405,698
	Orong	588,406	142,890	15,140	429,082
	Phuentshogthang	220,845	156,303	51,070	13,442
	Wangphu	433,350	234,470	-	197,480
	Langchenphu	136,106	15,648	69,840	49,024
	Lauri	263,586	234,675	6,568	20,609
	Martshala	481,600	325,490	39,189	116,420
	Pemathang	280,733	239,185	33,363	7,627
	Samrang	4,080	3,170	610	200
	Serthig	163,800	137,000	17,110	9,650
Samtse		4,828,798	2,581,688	1,448,434	750,932
	Duenchukha	362,470	238,150	118,550	2,710
	Dophuchen	431,165	280,338	134,300	12,922
	Doomtoed	239,531	180,133	52,272	4,590
	Tading	280,386	90,104	87,985	95,740
	Norbugang	293,000	98,350	63,750	129,550
	Phuentshogpelri	100,636	11,205	45,414	42,930
	Samtse	546,332	369,449	108,795	67,288
	Norgaygang	145,169	48,974	92,997	-
	Pemaling	306,982	118,800	183,752	1,350
	Tashichhoeling	452,635	305,574	89,506	56,150
	Tendruk	558,640	363,557	136,889	48,240
	Sang-Ngag-Chhoel	326,047	117,000	163,825	42,302
	Namgyalchhoeling	296,885	142,605	100,720	53,180
	Ugyentse	190,515	117,205	15,160	53,080
	Yoeseltse	298,405	100,245	54,520	140,900
Sarpang		4,423,153	2,916,311	716,788	774,057
	Samtenling	379,850	141,920	78,590	159,300
	Chhuzanggang	290,285	281,091	5,459	1,600
	Gelegphu	576,390	156,125	75,180	344,266
	Jigme Chhoeling	617,739	431,644	122,620	60,891
	Serzhong	218,972	201,652	14,540	2,780
	Tareythang	80,525	77,090	2,940	475
	Umling	189,075	180,702	4,875	2,688
	Dekiling	697,200	530,860	96,890	67,620
	Chhudzom	333,387	277,744	52,978	-
	Gakiling	484,442	393,505	87,937	3,000
	Senggey	193,951	112,200	47,660	32,187
	Shompangkha	361,337	131,778	127,119	99,250

Table A4.01 Milk production, by dzongkhag, and by gewog, 2021

Dzongkhag	Gewog	Milk			
		Produced	Used for processing	Consumed	Sold
		(KG)			
Thimphu		1,297,406	757,073	52,831	485,251
	Kawang	128,603	37,080	7,693	83,530
	Lingzhi	179,065	168,770	9,535	355
	Naro	103,200	101,730	1,470	-
	Soe	84,150	82,890	1,260	-
	Chang	150,520	21,005	5,335	123,880
	Darkarla	151,187	146,122	3,135	990
	Ge-nyen	144,717	91,342	11,714	41,655
	Maedwang	355,964	108,134	12,689	234,842
Trashigang		6,819,688	6,035,985	50,572	694,251
	Bartsham	89,332	83,017	165	6,115
	Bidoong	91,928	87,681	867	2,890
	Yangnyer	299,618	106,450	1,572	185,476
	Shongphu	290,861	151,751	850	130,321
	Kanglung	272,427	208,378	2,696	60,599
	Samkhar	405,024	143,780	6,777	253,014
	Udzorong	176,894	156,347	506	19,911
	Merag	3,711,712	3,698,959	-	-
	Phongmed	139,185	121,629	951	15,566
	Radhi	184,345	181,079	1,044	2,084
	Sagteng	571,645	545,316	22,913	1,261
	Kangpar	178,797	171,564	5,489	165
	Thrimshing	131,812	121,637	2,390	7,395
	Khaling	107,920	102,559	1,546	2,805
	Lumang	168,190	155,839	2,806	6,649
Trashi Yangtse		1,414,925	1,231,811	21,774	159,753
	Boomdeling	443,429	439,159	2,055	1,925
	Jamkhar	101,402	65,658	1,953	33,791
	Tongmajangsa	77,166	72,712	912	3,512
	Yangtse	238,152	204,855	11,648	21,414
	Ramjar	99,800	85,848	830	13,092
	Khamdang	217,931	173,749	3,361	39,819
	Toedtsho	113,528	72,896	552	40,080
	Yalang	123,518	116,935	463	6,120
Trongsa		1,497,508	1,148,916	75,757	225,493
	Draagteng	269,192	173,372	9,385	80,203
	Korphu	25,675	21,464	1,997	1,441
	Langthil	205,064	159,249	9,868	27,202
	Nubi	611,130	499,726	44,968	50,502
	Tangsibji	386,447	295,105	9,539	66,145

Table A4.01 Milk production, by dzongkhag, and by gewog, 2021

Dzongkhag	Gewog	Milk			
		Produced	Used for processing	Consumed	Sold
					(KG)
Tsirang		3,394,675	1,835,240	656,377	893,027
	Barshong	168,916	128,906	32,760	6,885
	Patshaling	258,149	75,078	46,174	134,203
	Kilkhorthang	584,628	238,985	94,065	249,900
	Mendrelgang	276,393	157,412	39,011	78,670
	Rangthangling	315,767	174,565	55,817	85,385
	Tsholingkhar	269,149	104,316	67,828	96,921
	Doonglagang	475,590	378,130	81,450	15,840
	Gosarling	260,999	120,415	73,866	64,498
	Sergithang	170,702	130,526	32,326	7,430
	Pungtenchhu	216,973	120,375	48,708	47,640
	Semjong	262,804	111,335	54,184	96,435
	Tsirang Toed	134,605	95,197	30,188	9,220
Wangdue Phodrang		4,559,434	3,835,070	118,003	573,802
	Athang	91,314	86,143	4,701	470
	Bjenag	458,241	337,905	167	117,769
	Darkar	114,612	111,507	1,635	1,290
	Gase Tshogongm	254,215	187,649	6,607	53,359
	Gase Tshowogm	132,486	126,513	5,170	204
	Nahi	58,387	57,677	440	-
	Theedtsho	162,504	79,987	4,450	78,067
	Ruebisa	486,476	361,567	2,535	108,118
	Dangchhu	247,625	245,514	2,101	-
	Gangteng	737,401	640,259	3,022	94,064
	Kazhi	558,295	502,200	52,586	15
	Nyishog	239,203	233,948	770	2,535
	Phangyuel	213,965	213,965	-	-
	Phobji	476,161	383,673	20,617	69,261
	Saephu	328,551	266,566	13,204	48,650
Zhemgang		1,541,002	1,316,230	16,440	197,437
	Bardo	223,811	194,055	1,793	24,535
	Nangkor	211,976	206,721	3,680	1,560
	Shingkhar	266,144	247,545	1,292	17,307
	Trong	287,147	209,630	4,190	71,365
	Bjoka	86,742	86,312	-	430
	Goshing	160,162	146,022	-	11,520
	Ngangla	199,525	127,985	-	68,840
	Phangkhar	105,495	97,960	5,485	1,880
TOTAL		54,403,081	36,992,699	5,035,598	11,961,028

Table A4.02 Butter production, by dzongkhag and by gewog, 2021

Dzongkhag	Gewog	Butter		
		Produced	Consumed	Sold
Bumthang		64,686	38,284	25,888
	Chhoekhor	24,807	13,675	10,952
	Tang	16,853	11,163	5,504
	Chhumig	8,304	3,823	4,461
	Ura	14,723	9,624	4,971
Chukha		74,471	26,685	47,446
	Bjagchhog	3,868	1,314	2,553
	Bongo	6,029	3,789	2,184
	Chapchha	3,787	1,776	2,009
	Darla	9,998	2,909	7,047
	Getana	2,213	1,636	567
	Doongna	9,598	3,051	6,546
	Geling	4,894	1,173	3,716
	Loggchina	8,126	3,172	4,911
	Maedtabkha	4,769	2,142	2,611
	Phuentshogling	10,414	3,521	6,806
	Samphelling	10,775	2,203	8,497
Dagana		90,812	35,693	54,479
	Drukjeygang	9,330	3,547	5,732
	Gozhi	8,696	3,300	5,393
	Karna	10,168	4,984	5,125
	Khebisa	6,527	2,937	3,537
	Largyab	6,663	2,063	4,594
	Tseza	4,248	2,379	1,869
	Tsangkha	7,470	2,320	5,144
	Karmaling	4,864	1,620	3,214
	Dorona	2,631	1,267	1,347
	Gesarling	5,102	1,616	3,453
	Lhamoi Dzingkha	11,835	4,312	7,398
	Nichula	3,039	752	2,244
	Tashiding	4,473	1,773	2,689
	Tsenda-Gang	5,766	2,823	2,743
Gasa		33,414	19,116	14,292
	Khamaed	6,421	2,409	4,011
	Lunana	11,748	10,347	1,402
	Khatoed	2,677	1,164	1,510
	Laya	12,568	5,197	7,370

Table A4.02 Butter production, by dzongkhag, and by gewog, 2021

Dzongkhag	Gewog	Butter		
		Produced	Consumed	Sold
(KG)				
Haa		82,114	11,504	70,302
	Bji	22,749	2,573	20,158
	Kar-tshog	11,425	1,745	9,628
	Uesu	16,569	906	15,559
	Gakiling(haa)	4,210	1,201	3,009
	Samar	19,741	3,136	16,478
	Sangbay	7,421	1,943	5,470
Lhuentse		50,331	28,319	21,635
	Gangzur	7,495	5,051	2,431
	Khoma	8,518	4,421	4,045
	Kurtoed	2,459	1,988	469
	Minjey	7,115	3,340	3,713
	Jarey	3,547	1,437	1,952
	Maenbi	7,211	4,606	2,545
	Maedtsho	5,584	3,015	2,552
	Tsaenkhar	8,403	4,460	3,929
Mongar		115,544	56,797	57,921
	Balam	1,693	1,091	602
	Chagsakhar	8,706	2,916	5,707
	Dramedtse	8,197	4,932	3,255
	Na-Rang	2,721	1,534	1,187
	Ngatshang	3,763	1,751	1,980
	Shermuhoong	11,659	4,546	7,010
	Thang-Rong	6,135	3,405	2,709
	Gongdue	4,144	2,221	1,880
	Jurmed	6,713	3,939	2,765
	Kengkhar	6,904	4,588	2,267
	Saling	11,700	5,547	6,080
	Silambi	5,092	3,504	1,584
	Chhaling	5,184	2,969	2,200
	Drepoong	6,605	2,532	3,871
	Monggar	12,158	4,360	7,673
	Tsakaling	8,424	4,113	4,262
	Tsamang	5,749	2,852	2,890

Table A4.02 Butter production, by dzongkhag, and by gewog, 2021

Dzongkhag	Gewog	Butter		
		Produced	Consumed	Sold
				(KG)
Paro		78,569	32,906	45,340
	Dokar	5,974	3,536	2,428
	Loong-nyi	3,116	1,638	1,478
	Nagya	20,617	9,299	11,294
	Sharpa	4,801	2,669	2,127
	Dopshar-ri	5,090	2,681	2,406
	Doteng	3,722	2,009	1,703
	Hoongrel	475	203	272
	Lamgong	6,979	2,871	4,105
	Tsento	18,199	3,563	14,428
	Wangchang	9,597	4,437	5,098
Pema Gatshel		81,478	18,069	63,109
	Chhimoong	1,214	498	716
	Chongshing	1,675	647	1,008
	Dungmaed	2,954	938	1,988
	Khar	1,507	830	666
	Yurung	40,819	608	40,175
	Nanong	5,221	3,297	1,872
	Shumar	7,665	2,871	4,695
	Zobel	8,057	3,581	4,455
	Chhoekhorling	3,996	1,000	2,996
	Dechhenling	5,495	3,005	2,463
	Norboogang	2,875	793	2,077
Punakha		64,779	35,592	28,900
	Barp	6,200	3,195	2,995
	Guma	9,328	4,378	4,869
	Goenshari	3,134	1,872	1,262
	Kabisa	7,511	3,995	3,507
	Talog	4,740	2,505	2,233
	Toedpaise	7,805	4,039	3,690
	Chhubu	7,072	4,169	2,901
	Dzomi	4,515	3,148	1,322
	Lingmukha	4,260	2,514	1,709
	Shelnga-Bjemi	5,138	2,765	2,362
	Toedwang	5,079	3,012	2,051

Table A4.02 Butter production, by dzongkhag, and by gewog, 2021

Dzongkhag	Gewog	Butter		
		Produced	Consumed	Sold
				(KG)
Samdrup Jongkhar		78,024	31,690	45,742
	Dewathang	3,690	1,043	2,585
	Gomdar	-	-	-
	Orong	6,820	2,607	4,213
	Phuentshogthang	7,880	2,921	4,957
	Wangphu	11,704	5,630	6,068
	Langchenphu	916	335	576
	Lauri	11,777	2,625	9,070
	Martshala	16,215	7,545	8,245
	Pemathang	11,972	6,617	5,352
	Samrang	145	120	20
	Serthig	6,904	2,248	4,656
Samtse		127,185	37,858	88,638
	Duenchhukha	11,568	5,191	6,374
	Dophuchen	13,396	3,322	10,035
	Doomtoed	9,351	2,125	7,221
	Tading	5,107	830	4,254
	Norbugang	4,893	1,586	3,299
	Phuentshogpelri	318	38	280
	Samtse	17,496	2,707	14,696
	Norgaygang	2,620	1,486	1,132
	Pemaling	5,550	2,613	2,887
	Tashichhoeling	15,340	5,089	10,248
	Tendruk	19,118	7,426	11,360
	Sang-Ngag-Chhoel	4,620	1,820	2,780
	Namgyalchhoeling	7,103	2,534	4,554
	Ugyentse	5,970	240	5,636
	Yoeseltse	4,737	853	3,883
Sarpang		142,766	48,128	94,211
	Samtenling	6,746	647	6,094
	Chhuzanggang	13,698	4,802	8,861
	Gelegphu	7,379	2,304	4,982
	Jigme Chhoeling	21,656	6,485	15,020
	Serzhong	10,994	4,210	6,781
	Tareything	2,767	505	2,262
	Umling	9,048	4,721	4,307
	Dekiling	26,263	8,772	17,434
	Chhudzom	13,835	4,517	9,318
	Gakiling	18,263	4,166	14,044
	Senggey	5,559	2,801	2,758
	Shompangkha	6,559	4,198	2,350

Table A4.02 Butter production, by dzongkhag, and by gewog, 2021

Dzongkhag	Gewog	Butter		
		Produced	Consumed	Sold
				(KG)
Thimphu		37,806	8,705	28,930
	Kawang	1,730	855	873
	Lingzhi	8,886	1,183	7,593
	Naro	5,053	141	4,912
	Soe	4,138	432	3,706
	Chang	1,026	450	576
	Darkarla	7,551	1,071	6,480
	Ge-nyen	4,123	2,317	1,749
	Maedwang	5,298	2,256	3,041
Trashigang		337,401	72,455	262,164
	Bartsham	3,695	1,383	2,312
	Bidoong	4,986	3,148	1,047
	Yangnyer	4,547	2,832	1,694
	Shongphu	7,322	2,640	4,562
	Kanglung	9,334	4,766	4,476
	Samkhar	9,541	3,688	5,732
	Udorong	7,054	5,166	1,821
	Merag	209,731	14,894	194,814
	Phongmed	6,029	2,914	3,106
	Radhi	7,667	5,043	2,576
	Sagteng	37,679	9,086	28,001
	Kangpar	10,489	5,181	5,238
	Thrimshing	5,412	3,206	2,167
	Khaling	5,886	3,388	2,279
	Lumang	8,032	5,122	2,341
Trashigang Yangtse		60,088	31,613	27,257
	Boomdeling	21,923	9,396	11,548
	Jamkhar	3,124	1,519	1,605
	Tongmajangsa	3,506	1,940	1,566
	Yangtse	9,698	5,493	4,043
	Ramjar	4,243	2,454	1,789
	Khamdang	8,361	5,830	2,457
	Toedtsho	3,503	2,144	1,357
	Yalang	5,732	2,837	2,894
Trongsa		54,873	17,723	29,066
	Draagteng	8,063	2,670	4,376
	Korphu	1,142	492	534
	Langthil	8,840	3,427	4,270
	Nubi	22,395	8,773	10,061
	Tangsibji	14,433	2,362	9,825

Table A4.02 Butter production, by dzongkhag, and by gewog, 2021

Dzongkhag	Gewog	Butter		
		Produced	Consumed	Sold
				(KG)
Tsirang		91,271	27,440	63,301
	Barshong	6,502	1,928	4,526
	Patshaling	3,965	1,024	2,931
	Kilkhorthang	11,877	2,680	9,110
	Mendrelgang	7,878	2,143	5,719
	Rangthangling	8,872	1,960	6,694
	Tsholingkhar	5,043	2,416	2,608
	Doonglagang	18,954	4,015	14,935
	Gosarling	5,767	2,214	3,531
	Sergithang	6,483	2,211	4,267
	Pungtenchhu	5,842	2,922	2,820
	Semjong	5,492	2,471	3,021
	Tsirang Toed	4,596	1,457	3,139
Wangdue Phodrang		201,099	104,494	95,268
	Athang	4,240	3,324	725
	Bjenag	17,003	11,550	5,433
	Darkar	5,584	3,524	1,728
	Gase Tshogongm	9,476	5,020	4,453
	Gase Tshowogm	6,400	2,403	3,992
	Nahi	2,901	1,562	1,336
	Thedtsho	3,975	2,418	1,555
	Ruebisa	18,692	8,581	10,017
	Dangchhu	12,277	6,902	5,341
	Gangteng	32,056	9,806	22,191
	Kazhi	33,338	19,778	13,486
	Nyishog	11,804	7,621	3,974
	Phangyuel	10,698	4,895	5,792
	Phobji	19,301	10,710	8,343
	Saephu	13,354	6,399	6,901
Zhemgang		61,841	29,346	30,349
	Bardo	9,451	5,095	2,980
	Nangkor	9,392	5,536	3,788
	Shingkhar	11,821	5,607	5,966
	Trong	10,214	3,611	6,478
	Bjoka	4,095	1,490	2,524
	Goshing	7,321	4,000	3,227
	Ngangla	5,098	2,202	2,892
	Phangkhar	4,450	1,806	2,494
TOTAL		1,928,550	712,415	1,194,238

Table A4.03 Cheese production, by dzongkhag and by gewog, 2021

Dzongkhag	Gewog	Cheese		
		Produced	Consumed	Sold
		(KG)		
Bumthang		108,475	64,922	43,084
	Chhoekhor	28,873	18,245	10,625
	Tang	33,500	20,306	12,894
	Chhumig	16,473	7,070	9,348
	Ura	29,629	19,301	10,217
Chukha		143,583	49,807	93,143
	Bjagchhog	7,430	2,827	4,598
	Bongo	11,866	7,579	4,047
	Chapchha	7,598	4,234	3,362
	Darla	19,702	5,235	14,404
	Getana	4,425	3,340	1,086
	Doongna	19,388	5,471	13,762
	Geling	9,765	2,323	7,442
	Loggchina	15,742	5,139	10,588
	Maedtabkha	9,283	3,995	5,273
	Phuentshogling	19,798	6,254	13,432
	Samphelling	18,586	3,411	15,149
Dagana		106,594	41,555	64,674
	Drukjeygang	10,661	4,247	6,388
	Gozhi	9,858	3,634	6,213
	Karna	13,973	5,981	7,986
	Khebisa	7,491	3,449	4,042
	Largyab	7,772	2,396	5,362
	Tseza	4,961	2,924	1,994
	Tsangkha	8,654	2,892	5,761
	Karmaling	8,798	3,045	5,710
	Dorona	3,380	1,659	1,701
	Gesarling	6,233	1,887	4,345
	Lhamoi Dzingkha	9,729	3,840	5,825
	Nichula	2,729	656	1,973
	Tashiding	6,088	2,346	3,712
	Tsenda-Gang	6,268	2,600	3,664
Gasa		14,671	4,773	9,885
	Khamaed	10,256	3,447	6,799
	Lunana	-	-	-
	Khatoed	4,335	1,246	3,087
	Laya	80	80	-

Table A4.03 Cheese production, by dzongkhag, and by gewog, 2021

Dzongkhag	Gewog	Cheese (KG)		
		Produced	Consumed	Sold
Haa		116,446	17,751	98,339
	Bji	20,526	1,505	19,003
	Kar-tshog	17,131	3,620	13,340
	Uesu	19,833	1,214	18,496
	Gakiling(haa)	6,170	1,414	4,751
	Samar	38,083	6,453	31,596
	Sangbay	14,704	3,546	11,153
Lhuentse		95,445	51,527	42,687
	Gangzur	13,958	9,961	3,955
	Khoma	13,858	6,780	7,013
	Kurtoed	4,754	3,525	1,152
	Minjey	13,694	5,365	8,235
	Jarey	7,080	2,556	4,204
	Maenbi	14,149	8,949	5,015
	Maedtsho	11,103	6,048	5,001
	Tsaenkhar	16,848	8,343	8,113
Mongar		221,338	101,846	117,119
	Balam	2,865	1,837	1,028
	Chagsakhar	19,739	6,314	13,124
	Dramedtse	14,061	8,047	6,008
	Na-Rang	4,630	2,404	2,227
	Ngatshang	6,664	3,120	3,540
	Shermuhoong	19,909	6,971	12,804
	Thang-Rong	10,525	5,425	5,087
	Gongdue	7,753	4,258	3,411
	Jurmed	12,611	6,495	6,072
	Kengkhar	12,824	7,962	4,803
	Saling	22,286	9,624	12,311
	Silambi	9,463	6,458	3,004
	Chhaling	10,397	5,697	4,687
	Drepoong	16,768	4,790	10,689
	Monggar	23,260	8,941	14,247
	Tsakaling	16,715	8,053	8,662
	Tsamang	10,869	5,451	5,418

Table A4.03 Cheese production, by dzongkhag, and by gewog, 2021

Dzongkhag	Gewog	Cheese		
		Produced	Consumed	Sold
				(KG)
Paro		126,896	56,176	69,709
	Dokar	11,409	6,122	5,266
	Loong-nyi	5,633	2,407	3,176
	Nagya	41,193	16,780	23,644
	Sharpa	8,947	4,853	4,094
	Dopshar-ri	9,657	4,162	5,481
	Doteng	5,313	2,845	2,468
	Hoongrel	946	339	602
	Lamgong	13,718	6,319	7,315
	Tsento	12,149	3,872	8,238
	Wangchang	17,933	8,477	9,426
Pema Gatshel		121,899	28,523	93,216
	Chhimoong	1,717	651	1,066
	Chongshing	3,412	1,350	2,062
	Dungmaed	6,142	2,093	4,043
	Khar	3,042	1,402	1,636
	Yurung	51,502	858	50,639
	Nanong	10,388	6,437	3,923
	Shumar	15,009	4,660	10,349
	Zobel	13,633	5,603	8,025
	Chhoekhorling	4,479	1,290	3,189
	Dechhenling	9,040	3,141	5,899
	Norboogang	3,535	1,038	2,385
Punakha		108,776	57,535	50,086
	Barp	10,044	4,947	5,087
	Guma	15,850	7,207	8,308
	Goenshari	5,225	3,190	2,035
	Kabisa	12,481	6,546	5,585
	Talog	7,927	3,929	3,989
	Toedpaise	13,028	6,343	6,604
	Chhubu	11,697	6,695	4,944
	Dzomi	7,492	5,053	2,349
	Lingmukha	7,108	3,951	3,132
	Shelnga-Bjemi	9,424	4,776	4,514
	Toedwang	8,499	4,898	3,539

Table A4.03 Cheese production, by dzongkhag, and by gewog, 2021

Dzongkhag	Gewog	Cheese		
		Produced	Consumed	Sold
				(KG)
Samdrup Jongkhar		140,534	48,599	90,090
	Dewathang	5,535	1,347	3,802
	Gomdar	-	-	-
	Orong	11,294	4,727	6,567
	Phuentshogthang	14,553	3,853	10,670
	Wangphu	21,035	7,555	13,462
	Langchenphu	2,252	652	1,588
	Lauri	21,198	4,742	15,986
	Martshala	29,100	10,292	18,243
	Pemathang	24,908	12,262	12,281
	Samrang	273	233	40
	Serthig	10,386	2,935	7,451
Samtse		208,879	60,020	147,709
	Duenchhukha	16,961	6,231	10,685
	Dophuchen	25,484	8,612	16,844
	Doomtoed	6,953	2,058	4,853
	Tading	9,569	2,538	6,920
	Norbugang	9,815	3,271	6,544
	Phuentshogpelri	60	10	50
	Samtse	26,946	4,630	22,267
	Norgaygang	2,788	1,837	949
	Pemaling	6,558	3,441	3,100
	Tashichhoeling	27,537	8,123	19,180
	Tendruk	36,698	11,649	24,939
	Sang-Ngag-Chhoel	9,500	2,990	6,510
	Namgyalchhoeling	10,512	2,704	7,808
	Ugyentse	11,292	342	10,440
	Yoeseltse	8,206	1,585	6,621
Sarpang		239,751	68,040	170,559
	Samtenling	10,138	980	8,937
	Chhuzanggang	24,001	6,833	17,078
	Gelegphu	13,994	3,828	10,064
	Jigme Chhoeling	38,860	11,733	26,921
	Serzhong	12,601	5,761	6,729
	Tareythang	7,030	832	6,198
	Umling	10,249	5,596	4,644
	Dekiling	47,691	10,951	36,542
	Chhudzom	24,589	7,218	17,233
	Gakiling	32,380	6,293	26,039
	Senggey	9,209	3,295	5,896
	Shompangkha	9,009	4,720	4,278

Table A4.03 Cheese production, by dzongkhag, and by gewog, 2021

Dzongkhag	Gewog	Cheese (KG)		
		Produced	Consumed	Sold
Thimphu		26,777	12,311	14,244
	Kawang	3,473	1,612	1,861
	Lingzhi	340	236	75
	Naro	114	27	87
	Soe	251	81	170
	Chang	1,843	849	994
	Darkarla	2,175	923	1,252
	Ge-nyen	8,226	4,199	3,919
	Maedwang	10,356	4,385	5,886
Trashigang		604,898	115,237	486,762
	Bartsham	8,055	2,864	5,186
	Bidoong	8,279	5,767	2,132
	Yangnyer	8,278	4,602	3,666
	Shongphu	13,849	4,529	9,006
	Kanglung	18,534	8,530	9,805
	Samkhar	16,097	3,761	12,310
	Udzorong	14,029	8,918	4,941
	Merag	376,852	19,799	357,021
	Phongmed	10,508	4,877	5,564
	Radhi	15,675	10,165	5,475
	Sagteng	61,719	12,983	48,527
	Kangpar	17,352	8,215	9,110
	Thrimshing	10,958	5,921	4,832
	Khaling	10,666	5,963	4,298
	Lumang	14,049	8,345	4,890
Trashigang Yangtse		111,890	54,791	55,780
	Boomdeling	42,856	16,572	25,553
	Jamkhar	5,827	2,651	3,176
	Tongmajangsa	6,803	3,744	3,056
	Yangtse	17,369	9,721	7,338
	Ramjar	7,698	4,148	3,291
	Khamdang	15,275	9,643	5,619
	Toedtsho	6,010	3,739	2,270
	Yalang	10,052	4,573	5,478
Trongsa		104,017	32,981	59,892
	Draagteng	14,210	4,546	8,057
	Korphu	2,618	1,318	1,063
	Langthil	16,922	7,280	7,944
	Nubi	43,722	15,651	23,332
	Tangsibji	26,545	4,186	19,496

Table A4.03 Cheese production, by dzongkhag, and by gewog, 2021

Dzongkhag	Gewog	Cheese		
		Produced	Consumed	Sold
				(KG)
Tsirang		148,877	42,562	104,795
	Barshong	10,045	2,992	6,968
	Patshaling	6,330	1,787	4,374
	Kilkhorthang	19,659	4,067	15,262
	Mendrelgang	13,341	3,638	9,664
	Rangthangling	13,860	2,874	10,984
	Tsholingkhar	7,890	3,633	4,212
	Doonglagang	31,524	6,527	24,914
	Gosarling	9,791	3,700	6,091
	Sergithang	10,554	3,352	6,943
	Pungtenchhu	10,027	4,519	5,503
	Semjong	8,416	3,136	5,180
	Tsirang Toed	7,441	2,340	4,701
Wangdue Phodrang		281,748	117,648	162,848
	Athang	6,937	5,263	1,517
	Bjenag	28,270	13,194	15,073
	Darkar	9,038	5,110	3,351
	Gase Tshogongm	15,703	6,577	9,124
	Gase Tshowogm	10,667	3,156	7,318
	Nahi	4,827	2,703	2,123
	Thedtsho	6,643	3,296	3,348
	Ruebisa	31,156	11,473	19,663
	Dangchhu	20,427	9,822	10,602
	Gangteng	48,152	10,304	37,823
	Kazhi	16,686	9,490	7,135
	Nyishog	19,581	11,625	7,785
	Phangyuel	17,778	5,594	12,183
	Phobji	31,920	14,864	17,022
	Saephu	13,963	5,176	8,783
Zhemgang		120,505	56,520	59,675
	Bardo	21,644	12,196	6,374
	Nangkor	17,995	10,346	7,389
	Shingkhar	24,258	11,059	12,720
	Trong	19,910	8,002	11,735
	Bjoka	7,102	2,253	4,730
	Goshing	13,152	5,966	7,011
	Ngangla	9,160	4,140	5,021
	Phangkhar	7,284	2,559	4,695
TOTAL		3,151,997	1,083,124	2,034,298

Table A4.04 Chugo production, by *dzongkhag* and by *gewog*, 2021

(KG)

<i>Dzongkhag</i>	<i>Gewog</i>	Chugo		
		Produced	Consumed	Sold
Bumthang		15,667	2,067	13,527
	Chhoekhor	15,439	2,047	13,392
	Tang	70	20	50
	Chhumig	158	-	85
	Ura	-	-	-
Chukha		-	-	-
	Bjagchhog	-	-	-
	Bongo	-	-	-
	Chapchha	-	-	-
	Darla	-	-	-
	Getana	-	-	-
	Doongna	-	-	-
	Geling	-	-	-
	Loggchina	-	-	-
	Maedtabkha	-	-	-
	Phuentshogling	-	-	-
	Samphelling	-	-	-
Dagana		-	-	-
	Drukjeygang	-	-	-
	Gozhi	-	-	-
	Karna	-	-	-
	Khebisa	-	-	-
	Largyab	-	-	-
	Tseza	-	-	-
	Tsangkha	-	-	-
	Karmaling	-	-	-
	Dorona	-	-	-
	Gesarling	-	-	-
	Lhamoi Dzingkha	-	-	-
	Nichula	-	-	-
	Tashiding	-	-	-
	Tsenda-Gang	-	-	-
Gasa		36,318	15,855	20,454
	Khamaed	-	-	-
	Lunana	19,580	8,388	11,193
	Khatoed	-	-	-
	Laya	16,738	7,467	9,261

Table A4.04 Chugo production, by dzongkhag, and by gewog, 2021

Dzongkhag	Gewog	Chugo		
		Produced	Consumed	Sold
				(KG)
Haa		19,107	2,446	16,572
	Bji	10,550	1,584	8,961
	Kar-tshog	7,127	597	6,446
	Uesu	1,430	265	1,165
	Gakiling(haa)	-	-	-
	Samar	-	-	-
	Sangbay	-	-	-
Lhuentse		3,010	260	2,750
	Gangzur	-	-	-
	Khoma	3,010	260	2,750
	Kurtoed	-	-	-
	Minjey	-	-	-
	Jarey	-	-	-
	Maenbi	-	-	-
	Maedtsho	-	-	-
	Tsaenkhar	-	-	-
Mongar		-	-	-
	Balam	-	-	-
	Chagsakhar	-	-	-
	Dramedtse	-	-	-
	Na-Rang	-	-	-
	Ngatshang	-	-	-
	Shermuhoong	-	-	-
	Thang-Rong	-	-	-
	Gongdue	-	-	-
	Jurmed	-	-	-
	Kengkhar	-	-	-
	Saling	-	-	-
	Silambi	-	-	-
	Chhaling	-	-	-
	Drepoong	-	-	-
	Monggar	-	-	-
	Tsakaling	-	-	-
	Tsamang	-	-	-

Table A4.04 Chugo production, by dzongkhag, and by gewog, 2021

Dzongkhag	Gewog	Chugo		
		Produced	Consumed	Sold
				(KG)
Paro		28,131	1,996	26,124
	Dokar	-	-	-
	Loong-nyi	-	-	-
	Nagya	-	-	-
	Sharpa	-	-	-
	Dopshar-ri	-	-	-
	Doteng	2,979	338	2,641
	Hoongrel	-	-	-
	Lamgong	-	-	-
	Tsento	25,151	1,658	23,482
	Wangchang	-	-	-
Pema Gatshel		-	-	-
	Chhimoong	-	-	-
	Chongshing	-	-	-
	Dungmaed	-	-	-
	Khar	-	-	-
	Yurung	-	-	-
	Nanong	-	-	-
	Shumar	-	-	-
	Zobel	-	-	-
	Chhoekhorling	-	-	-
	Dechhenling	-	-	-
	Norboogang	-	-	-
Punakha		-	-	-
	Barp	-	-	-
	Guma	-	-	-
	Goenshari	-	-	-
	Kabisa	-	-	-
	Talog	-	-	-
	Toedpaisa	-	-	-
	Chhubu	-	-	-
	Dzomi	-	-	-
	Lingmukha	-	-	-
	Shelnga-Bjemi	-	-	-
	Toedwang	-	-	-

Table A4.04 Chugo production, by dzongkhag, and by gewog, 2021

Dzongkhag	Gewog	Chugo (KG)		
		Produced	Consumed	Sold
Samdrup Jongkhar		-	-	-
	Dewathang	-	-	-
	Gomdar	-	-	-
	Orong	-	-	-
	Phuentshogthang	-	-	-
	Wangphu	-	-	-
	Langchenphu	-	-	-
	Lauri	-	-	-
	Martshala	-	-	-
	Pemathang	-	-	-
	Samrang	-	-	-
	Serthig	-	-	-
Samtse		-	-	-
	Duenchhukha	-	-	-
	Dophuchen	-	-	-
	Doomtoed	-	-	-
	Tading	-	-	-
	Norbugang	-	-	-
	Phuentshogpelri	-	-	-
	Samtse	-	-	-
	Norgayang	-	-	-
	Pemaling	-	-	-
	Tashichhoeling	-	-	-
	Tendruk	-	-	-
	Sang-Ngag-Chhoel	-	-	-
	Namgyalchhoeling	-	-	-
	Ugyentse	-	-	-
	Yoeseltse	-	-	-
Sarpang		-	-	-
	Samtenling	-	-	-
	Chhuzanggang	-	-	-
	Gelegphu	-	-	-
	Jigme Chhoeling	-	-	-
	Serzhong	-	-	-
	Tareythang	-	-	-
	Umling	-	-	-
	Dekiling	-	-	-
	Chhudzom	-	-	-
	Gakiling	-	-	-
	Senggey	-	-	-
	Shompangkha	-	-	-

Table A4.04 Chugo production, by dzongkhag, and by gewog, 2021

Dzongkhag	Gewog	Chugo (KG)		
		Produced	Consumed	Sold
Thimphu		49,008	4,090	44,727
	Kawang	-	-	-
	Lingzhi	17,679	2,472	15,016
	Naro	11,098	148	10,950
	Soe	8,266	384	7,882
	Chang	-	-	-
	Darkarla	11,965	1,086	10,879
	Ge-nyen	-	-	-
	Maedwang	-	-	-
Trashigang		1	1	-
	Bartsham	-	-	-
	Bidoong	-	-	-
	Yangnyer	-	-	-
	Shongphu	-	-	-
	Kanglung	-	-	-
	Samkhar	-	-	-
	Udзорong	-	-	-
	Merag	-	-	-
	Phongmed	-	-	-
	Radhi	-	-	-
	Sagteng	-	-	-
	Kangpar	1	1	-
	Thrimshing	-	-	-
	Khaling	-	-	-
	Lumang	-	-	-
Trashigang Yangtse		1,053	198	855
	Boomdeling	1,050	195	855
	Jamkhar	-	-	-
	Tongmajangsa	-	-	-
	Yangtse	3	3	-
	Ramjar	-	-	-
	Khamdang	-	-	-
	Toedtsho	-	-	-
	Yalang	-	-	-
Trongsa		4,594	385	1,488
	Draagteng	-	-	-
	Korphu	-	-	-
	Langthil	-	-	-
	Nubi	4,594	385	1,488
	Tangsibji	-	-	-

Table A4.04 Chugo production, by dzongkhag, and by gewog, 2021

Dzongkhag	Gewog	Chugo (KG)		
		Produced	Consumed	Sold
Tsirang		-	-	-
	Barshong	-	-	-
	Patshaling	-	-	-
	Kilkhorthang	-	-	-
	Mendrelgang	-	-	-
	Rangthangling	-	-	-
	Tsholingkhar	-	-	-
	Doonglagang	-	-	-
	Gosarling	-	-	-
	Sergithang	-	-	-
	Pungtenchhu	-	-	-
	Semjong	-	-	-
	Tsirang Toed	-	-	-
Wangdue Phodrang		40,735	20,024	20,710
	Athang	-	-	-
	Bjenag	-	-	-
	Darkar	-	-	-
	Gase Tshogongm	-	-	-
	Gase Tshowogm	-	-	-
	Nahi	-	-	-
	Thedtsho	-	-	-
	Ruebisa	-	-	-
	Dangchhu	-	-	-
	Gangteng	5,246	156	5,090
	Kazhi	27,732	17,816	9,915
	Nyishog	-	-	-
	Phangyuel	-	-	-
	Phobji	200	53	148
	Saephu	7,557	2,000	5,557
Zhemgang		-	-	-
	Bardo	-	-	-
	Nangkor	-	-	-
	Shingkhar	-	-	-
	Trong	-	-	-
	Bjoka	-	-	-
	Goshing	-	-	-
	Ngangla	-	-	-
	Phangkhar	-	-	-
TOTAL		197,624	47,321	147,205

Table A4.05 Pork production, by *dzongkhag* and by *gewog*, 2021

		(KG)				(KG)	
<i>Dzongkhag</i>	<i>Gewog</i>	Pork		<i>Dzongkhag</i>	<i>Gewog</i>	Pork	
		Produced	Sold			Produced	Sold
Bumthang		15,667	13,527	Haa		19,107	16,572
	Chhoekhor	15,439	13,392		Bji	10,550	8,961
	Tang	70	50		Kar-tshog	7,127	6,446
	Chhumig	158	85		Uesu	1,430	1,165
	Ura	-	-		Gakiling(haa)	-	-
Chukha		-	-		Samar	-	-
	Bjagchhog	-	-		Sangbay	-	-
	Bongo	-	-	Lhuentse		3,010	2,750
	Chapchha	-	-		Gangzur	-	-
	Darla	-	-		Khoma	3,010	2,750
	Getana	-	-		Kurtoed	-	-
	Doongna	-	-		Minjey	-	-
	Geling	-	-		Jarey	-	-
	Loggchina	-	-		Maenbi	-	-
	Maedtabkha	-	-		Maedtsho	-	-
	Phuentshogling	-	-		Tsaenkar	-	-
	Samphelling	-	-	Mongar		-	-
Dagana		-	-		Balam	-	-
	Drukjeygang	-	-		Chagsakhar	-	-
	Gozhi	-	-		Dramedtse	-	-
	Karna	-	-		Na-Rang	-	-
	Khebisa	-	-		Ngatshang	-	-
	Largyab	-	-		Shermuhoong	-	-
	Tseza	-	-		Thang-Rong	-	-
	Tsangkha	-	-		Gongdue	-	-
	Karmaling	-	-		Jurmed	-	-
	Dorona	-	-		Kengkhar	-	-
	Gesarling	-	-		Saling	-	-
	Lhamoi Dzingkha	-	-		Silambi	-	-
	Nichula	-	-		Chhaling	-	-
	Tashiding	-	-		Drepoong	-	-
	Tsenda-Gang	-	-		Monggar	-	-
Gasa		36,318	20,454		Tsakaling	-	-
	Khamaed	-	-		Tsamang	-	-
	Lunana	19,580	11,193				
	Khatoed	-	-				
	Laya	16,738	9,261				

Table A4.05 Pork production, by dzongkhag, and by gewog, 2021

Dzongkhag	Gewog	Pork (KG)	
		Produced	Sold
Paro		28,131	26,124
	Dokar	-	-
	Loong-nyi	-	-
	Nagya	-	-
	Sharpa	-	-
	Dopshar-ri	-	-
	Doteng	2,979	2,641
	Hoongrel	-	-
	Lamgong	-	-
	Tsento	25,151	23,482
	Wangchang	-	-
Pema Gatsel		-	-
	Chhimoong	-	-
	Chongshing	-	-
	Dungmaed	-	-
	Khar	-	-
	Yurung	-	-
	Nanong	-	-
	Shumar	-	-
	Zobel	-	-
	Chhoekhorling	-	-
	Dechhenling	-	-
	Norboogang	-	-
Punakha		-	-
	Barp	-	-
	Guma	-	-
	Goenshari	-	-
	Kabisa	-	-
	Talog	-	-
	Toedpaisa	-	-
	Chhubu	-	-
	Dzomi	-	-
	Lingmukha	-	-
	Shelnga-Bjemi	-	-
	Toedwang	-	-

Dzongkhag	Gewog	Pork (KG)	
		Produced	Sold
Samdrup Jongkhar		-	-
	Dewathang	-	-
	Gomdar	-	-
	Orong	-	-
	Phuentshogthang	-	-
	Wangphu	-	-
	Langchenphu	-	-
	Lauri	-	-
	Martshala	-	-
	Pemathang	-	-
	Samrang	-	-
	Serthig	-	-
Samtse		-	-
	Duenchhukha	-	-
	Dophuchen	-	-
	Doomtoed	-	-
	Tading	-	-
	Norbugang	-	-
	Phuentshogpelri	-	-
	Samtse	-	-
	Norgaygang	-	-
	Pemaling	-	-
	Tashichhoeling	-	-
	Tendruk	-	-
	Sang-Ngag-Chhoel	-	-
	Namgyalchhoeling	-	-
	Ugyentse	-	-
	Yoeseltse	-	-
Sarpang		-	-
	Samtenling	-	-
	Chhuzanggang	-	-
	Gelegphu	-	-
	Jigme Chhoeling	-	-
	Serzhong	-	-
	Tareythang	-	-
	Umling	-	-
	Dekiling	-	-
	Chhudzom	-	-
	Gakiling	-	-
	Senggey	-	-
	Shompangkha	-	-

Table A4.05 Pork production, by dzongkhag, and by gewog, 2021

		(KG)				(KG)	
Dzongkhag	Gewog	Pork		Dzongkhag	Gewog	Pork	
		Produced	Sold			Produced	Sold
Thimphu		49,008	44,727	Tsirang		-	-
	Kawang	-	-		Barshong	-	-
	Lingzhi	17,679	15,016		Patshaling	-	-
	Naro	11,098	10,950		Kilkhorthang	-	-
	Soe	8,266	7,882		Mendrelgang	-	-
	Chang	-	-		Rangthangling	-	-
	Darkarla	11,965	10,879		Tsholingkhar	-	-
	Ge-nyen	-	-		Doonglagang	-	-
	Maedwang	-	-		Gosarling	-	-
Trashigang		1	-		Sergithang	-	-
	Bartsham	-	-		Pungtenchhu	-	-
	Bidoong	-	-		Semjong	-	-
	Yangnyer	-	-		Tsirang Toed	-	-
	Shongphu	-	-	Wangdue Phodrang		40,735	20,710
	Kanglung	-	-		Athang	-	-
	Samkhar	-	-		Bjenag	-	-
	Udzorong	-	-		Darkar	-	-
	Merag	-	-		Gase Tshogongm	-	-
	Phongmed	-	-		Gase Tshowogm	-	-
	Radhi	-	-		Nahi	-	-
	Sagteng	-	-		Thedtsho	-	-
	Kangpar	1	-		Ruebisa	-	-
	Thrimshing	-	-		Dangchhu	-	-
	Khaling	-	-		Gangteng	5,246	5,090
	Lumang	-	-		Kazhi	27,732	9,915
Trash Yangtse		1,053	855		Nyishog	-	-
	Boomdeling	1,050	855		Phangyuel	-	-
	Jamkhar	-	-		Phobji	200	148
	Tongmajangsa	-	-		Saephu	7,557	5,557
	Yangtse	3	-	Zhemgang		-	-
	Ramjar	-	-		Bardo	-	-
	Khamdang	-	-		Nangkor	-	-
	Toedtsho	-	-		Shingkhar	-	-
	Yalang	-	-		Trong	-	-
Trongsa		4,594	1,488		Bjoka	-	-
	Draagteng	-	-		Goshing	-	-
	Korphu	-	-		Ngangla	-	-
	Langthil	-	-		Phangkhar	-	-
	Nubi	4,594	1,488	TOTAL		197,624	147,205
	Tangsibji	-	-				

Table A4.06 Beef production, by dzongkhag and by gewog, 2021

Dzongkhag	Gewog	Beef (KG)	
		Produced	Sold
Bumthang		90,281	38,104
	Chhoekhor	17,767	6,698
	Tang	23,656	7,428
	Chhumig	30,890	16,982
	Ura	17,968	6,996
Chukha		26,812	15,968
	Bjagchhog	4,870	3,320
	Bongo	7,803	4,818
	Chapchha	1,922	520
	Darla	450	210
	Getana	2,754	1,240
	Doongna	1,265	895
	Geling	1,735	555
	Loggchina	2,173	1,280
	Maedtabkha	2,560	1,900
	Phuentshogling	-	-
	Samphelling	1,280	1,230
Dagana		26,896	15,187
	Drukjeygang	2,085	1,040
	Gozhi	540	-
	Karna	2,315	2,215
	Khebisa	2,265	620
	Largyab	4,192	267
	Tseza	2,804	595
	Tsangkha	1,640	320
	Karmaling	2,960	2,940
	Dorona	417	392
	Gesarling	190	100
	Lhamoi Dzingkha	2,850	2,450
	Nichula	200	200
	Tashiding	3,258	3,018
	Tsenda-Gang	1,180	1,030
Gasa		3,003	1,284
	Khamaed	2,338	824
	Lunana	-	-
	Khatoed	665	460
	Laya	-	-

Dzongkhag	Gewog	Beef (KG)	
		Produced	Sold
Haa		11,404	6,606
	Bji	1,370	845
	Kar-tshog	281	271
	Uesu	2,007	1,342
	Gakiling(haa)	2,640	1,505
	Samar	3,049	1,710
	Sangbay	2,057	933
Lhuentse		119,421	48,402
	Gangzur	30,607	10,802
	Khoma	12,058	4,928
	Kurtoed	8,023	4,593
	Minjey	4,394	1,845
	Jarey	8,400	5,800
	Maenbi	13,204	4,192
	Maedtsho	19,520	7,473
	Tsaenkhar	23,215	8,769
Mongar		155,041	80,600
	Balam	10,611	7,275
	Chagsakhar	6,313	3,755
	Dramedtse	15,250	8,440
	Na-Rang	6,030	3,585
	Ngatshang	7,070	4,092
	Shermuhoong	15,315	7,565
	Thang-Rong	14,106	5,174
	Gongdue	5,682	4,094
	Jurmed	2,368	1,254
	Kengkhar	4,790	1,876
	Saling	10,813	5,951
	Silambi	7,930	4,644
	Chhaling	10,352	2,487
	Drepoong	4,247	2,264
	Monggar	15,480	7,339
	Tsakaling	12,203	6,615
	Tsamang	6,481	4,190

Table A4.06 Beef production, by dzongkhag, and by gewog, 2021

Dzongkhag	Gewog	Beef (KG)	
		Produced	Sold
Paro		30,778	17,695
	Dokar	2,060	1,620
	Loong-nyi	963	753
	Nagya	10,100	6,748
	Sharpa	2,616	920
	Dopshar-ri	4,624	1,030
	Doteng	3,202	1,978
	Hoongrel	20	-
	Lamgong	1,358	463
	Tsento	4,042	3,370
	Wangchang	1,793	813
Pema Gatshel		30,198	21,696
	Chhimoong	1,102	1,075
	Chongshing	1,111	610
	Dungmaed	2,697	2,105
	Khar	1,832	1,571
	Yurung	2,705	2,585
	Nanong	8,927	6,813
	Shumar	6,955	3,847
	Zobel	4,185	2,663
	Chhoekhorling	-	-
	Dechhenling	684	427
	Norboogang	-	-
Punakha		23,430	7,921
	Barp	1,897	573
	Guma	1,835	399
	Goenshari	1,077	590
	Kabisa	2,719	875
	Talog	1,400	260
	Toedpaisa	2,130	807
	Chhubu	2,945	931
	Dzomi	2,877	839
	Lingmukha	2,075	927
	Shelnga-Bjemi	1,310	667
	Toedwang	3,165	1,053

Dzongkhag	Gewog	Beef (KG)	
		Produced	Sold
Samdrup Jongkhar		75,352	55,140
	Dewathang	9,100	6,060
	Gomdar	8,064	8,056
	Orong	4,190	3,820
	Phuentshogthang	665	665
	Wangphu	-	-
	Langchenphu	200	185
	Lauri	45,063	30,314
	Martshala	630	330
	Pemathang	260	260
	Samrang	-	-
	Serthig	7,180	5,450
Samtse		9,712	9,078
	Duenchhukha	-	-
	Dophuchen	2,945	2,641
	Doomtoed	210	210
	Tading	2,677	2,677
	Norbugang	-	-
	Phuentshogpelri	-	-
	Samtse	-	-
	Norgaygang	80	60
	Pemaling	260	260
	Tashichhoeling	-	-
	Tendruk	670	360
	Sang-Ngag-Chhoel	2,210	2,210
	Namgyalchhoeling	500	500
	Ugyentse	-	-
	Yoeseltse	160	160
Sarpang		15,985	14,890
	Samtenling	5,500	5,500
	Chhuzanggang	2,710	2,040
	Gelegphu	450	450
	Jigme Chhoeling	-	-
	Serzhong	4,305	4,305
	Tareythang	2,270	2,270
	Umling	-	-
	Dekiling	170	150
	Chhudzom	-	-
	Gakiling	-	-
	Senggey	580	175
	Shompangkha	-	-

Table A4.06 Beef production, by dzongkhag, and by gewog, 2021

Dzongkhag	Gewog	Beef (KG)	
		Produced	Sold
Thimphu		10,610	6,675
	Kawang	1,670	820
	Lingzhi	-	-
	Naro	-	-
	Soe	-	-
	Chang	780	300
	Darkarla	150	30
	Ge-nyen	3,458	2,280
	Maedwang	4,552	3,245
Trashigang		104,235	66,345
	Bartsham	3,438	2,550
	Bidoong	3,720	3,105
	Yangnyer	4,129	2,278
	Shongphu	6,343	3,593
	Kanglung	9,995	5,195
	Samkhar	3,591	1,280
	Udzorong	9,262	5,035
	Merag	13,745	10,520
	Phongmed	5,476	3,355
	Radhi	8,056	5,550
	Sagteng	7,641	6,223
	Kangpar	3,393	1,712
	Thrimshing	8,676	6,187
	Khaling	10,615	5,482
	Lumang	6,155	4,280
Trashigang Yangtse		52,923	22,964
	Boomdeling	7,747	3,075
	Jamkhar	5,488	2,951
	Tongmajangsa	6,618	2,341
	Yangtse	5,727	2,591
	Ramjar	7,286	2,698
	Khamdang	9,155	3,923
	Toedtsho	3,192	1,550
	Yalang	7,710	3,835
Trongsa		34,801	11,248
	Draagteng	9,152	2,041
	Korphu	2,365	1,380
	Langthil	4,778	2,813
	Nubi	10,114	2,890
	Tangsibji	8,392	2,124

Dzongkhag	Gewog	Beef (KG)	
		Produced	Sold
Tsirang		50,871	48,302
	Barshong	2,011	1,748
	Patshaling	909	907
	Kilkhorthang	13,554	13,499
	Mendrelgang	4,620	4,165
	Rangthangling	11,075	10,626
	Tsholingkhar	1,430	1,430
	Doonglagang	13,277	12,112
	Gosarling	-	-
	Sergithang	1,035	945
	Pungtenchhu	1,420	1,330
	Semjong	900	900
	Tsirang Toed	640	640
Wangdue Phodrang		66,833	24,201
	Athang	4,909	2,356
	Bjenag	9,165	4,206
	Darkar	1,565	363
	Gase Tshogongm	3,056	1,462
	Gase Tshowogm	1,611	275
	Nahi	2,036	809
	Theedtsho	760	250
	Ruebisa	6,789	4,005
	Dangchhu	4,191	1,152
	Gangteng	7,271	1,337
	Kazhi	4,277	1,661
	Nyishog	4,443	1,506
	Phangyuel	2,280	1,020
	Phobji	10,326	2,433
	Saephu	4,155	1,367
Zhemgang		77,738	44,782
	Bardo	21,662	9,952
	Nangkor	10,579	4,406
	Shingkhar	17,511	10,558
	Trong	8,261	5,089
	Bjoka	867	648
	Goshing	6,750	5,501
	Ngangla	6,578	4,453
	Phangkhar	5,530	4,175
TOTAL		1,016,323	557,088

Table A4.07 Yak meat production, by dzongkhag and by gewog, 2021

Dzongkhag	Gewog	(KG)		Dzongkhag	Gewog	(KG)	
		Produced	Sold			Produced	Sold
Bumthang		7,321	3,500	Haa		10,360	4,191
	Chhoekhor	6,700	3,000		Bji	5,200	2,375
	Tang	-	-		Kar-tshog	4,650	1,636
	Chhumig	621	500		Uesu	510	180
	Ura	-	-		Gakiling(haa)	-	-
Chukha		-	-		Samar	-	-
	Bjagchhog	-	-		Sangbay	-	-
	Bongo	-	-	Lhuentse		-	-
	Chapchha	-	-		Gangzur	-	-
	Darla	-	-		Khoma	-	-
	Getana	-	-		Kurtoed	-	-
	Doongna	-	-		Minjey	-	-
	Geling	-	-		Jarey	-	-
	Loggchina	-	-		Maenbi	-	-
	Maedtabkha	-	-		Maedtsho	-	-
	Phuentshogling	-	-		Tsaenkhar	-	-
	Samphelling	-	-	Mongar		-	-
Dagana		-	-		Balam	-	-
	Drukjeygang	-	-		Chagsakhar	-	-
	Gozhi	-	-		Dramedtse	-	-
	Karna	-	-		Na-Rang	-	-
	Khebisa	-	-		Ngatshang	-	-
	Largyab	-	-		Shermuhoong	-	-
	Tseza	-	-		Thang-Rong	-	-
	Tsangkha	-	-		Gongdue	-	-
	Karmaling	-	-		Jurmed	-	-
	Dorona	-	-		Kengkhar	-	-
	Gesarling	-	-		Saling	-	-
	Lhamoi Dzingkha	-	-		Silambi	-	-
	Nichula	-	-		Chhaling	-	-
	Tashiding	-	-		Drepoong	-	-
	Tsenda-Gang	-	-		Monggar	-	-
Gasa		11,580	2,725		Tsakaling	-	-
	Khamaed	-	-		Tsamang	-	-
	Lunana	2,100	1,550				
	Khatoed	-	-				
	Laya	9,480	1,175				

Table A4.07 Yak meat production, by dzongkhag, and by gewog, 2021

Dzongkhag	Gewog	Yak (KG)		Dzongkhag	Gewog	Yak (KG)	
		Produced	Sold			Produced	Sold
Paro		33,889	24,105	Samdrup Jongkhar		-	-
	Dokar	-	-		Dewathang	-	-
	Loong-nyi	-	-		Gomdar	-	-
	Nagya	-	-		Orong	-	-
	Sharpa	-	-		Phuentshogthang	-	-
	Dopshar-ri	-	-		Wangphu	-	-
	Doteng	4,760	3,920		Langchenphu	-	-
	Hoongrel	-	-		Lauri	-	-
	Lamgong	-	-		Martshala	-	-
	Tsento	29,129	20,185		Pemathang	-	-
	Wangchang	-	-		Samrang	-	-
Pema Gatsel		-	-		Serthig	-	-
	Chhimoong	-	-	Samtse		-	-
	Chongshing	-	-		Duenchhukha	-	-
	Dungmaed	-	-		Dophuchen	-	-
	Khar	-	-		Doomtoed	-	-
	Yurung	-	-		Tading	-	-
	Nanong	-	-		Norbugang	-	-
	Shumar	-	-		Phuentshogpelri	-	-
	Zobel	-	-		Samtse	-	-
	Chhoekhorling	-	-		Norgaygang	-	-
	Dechhenling	-	-		Pemaling	-	-
	Norboogang	-	-		Tashichhoeling	-	-
Punakha		-	-		Tendruk	-	-
	Barp	-	-		Sang-Ngag-Chhoel	-	-
	Guma	-	-		Namgyalchhoeling	-	-
	Goenshari	-	-		Ugyentse	-	-
	Kabisa	-	-		Yoeseltse	-	-
	Talog	-	-	Sarpang		-	-
	Toedpaisa	-	-		Samtenling	-	-
	Chhubu	-	-		Chhuzanggang	-	-
	Dzomi	-	-		Gelegphu	-	-
	Lingmukha	-	-		Jigme Chhoeling	-	-
	Shelnga-Bjemi	-	-		Serzhong	-	-
	Toedwang	-	-		Tareythang	-	-
					Umling	-	-
					Dekiling	-	-
					Chhudzom	-	-
					Gakiling	-	-
					Senggey	-	-
					Shompangkha	-	-

Table A4.07 Yak meat production, by dzongkhag, and by gewog, 2021

Dzongkhag	Gewog	(KG)	
		Produced	Sold
Thimphu		74,220	33,767
	Kawang	-	-
	Lingzhi	14,790	950
	Naro	29,770	28,280
	Soe	7,030	4,350
	Chang	-	-
	Darkarla	22,630	187
	Ge-nyen	-	-
	Maedwang	-	-
Trashigang		10,535	7,655
	Bartsham	-	-
	Bidoong	-	-
	Yangnyer	-	-
	Shongphu	-	-
	Kanglung	-	-
	Samkhar	-	-
	Udzorong	-	-
	Merag	4,770	3,810
	Phongmed	-	-
	Radhi	-	-
	Sagteng	5,765	3,845
	Kangpar	-	-
	Thrimshing	-	-
	Khaling	-	-
	Lumang	-	-
Trash Yangtse		700	250
	Boomdeling	700	250
	Jamkhar	-	-
	Tongmajangsa	-	-
	Yangtse	-	-
	Ramjar	-	-
	Khamdang	-	-
	Toedtsho	-	-
	Yalang	-	-
Trongsa		570	110
	Draagteng	-	-
	Korphu	-	-
	Langthil	-	-
	Nubi	570	110
	Tangsibji	-	-

Dzongkhag	Gewog	(KG)	
		Produced	Sold
Tsirang		-	-
	Barshong	-	-
	Patshaling	-	-
	Kilkhorthang	-	-
	Mendrelgang	-	-
	Rangthangling	-	-
	Tsholingkhar	-	-
	Doonglagang	-	-
	Gosarling	-	-
	Sergithang	-	-
	Pungtenchhu	-	-
	Semjong	-	-
	Tsirang Toed	-	-
Wangdue Phodrang		12,146	7,887
	Athang	-	-
	Bjenag	-	-
	Darkar	-	-
	Gase Tshogongm	-	-
	Gase Tshowogm	-	-
	Nahi	-	-
	Thedtsho	-	-
	Ruebisa	-	-
	Dangchhu	20	-
	Gangteng	500	75
	Kazhi	7,925	5,337
	Nyishog	-	-
	Phangyuel	-	-
	Phobji	300	250
	Saephu	3,401	2,225
Zhemgang		-	-
	Bardo	-	-
	Nangkor	-	-
	Shingkhar	-	-
	Trong	-	-
	Bjoka	-	-
	Goshing	-	-
	Ngangla	-	-
	Phangkhar	-	-
TOTAL		161,321	84,190

Table A4.08 Chevon production, by dzongkhag and by gewog, 2021

Dzongkhag	Gewog	(KG)		Dzongkhag	Gewog	(KG)	
		Produced	Sold			Produced	Sold
Bumthang		-	-	Haa		-	-
	Chhoekhor	-	-		Bji	-	-
	Tang	-	-		Kar-tshog	-	-
	Chhumig	-	-		Uesu	-	-
	Ura	-	-		Gakiling(haa)	-	-
Chukha		4,042	2,466		Samar	-	-
	Bjagchhog	-	-		Sangbay	-	-
	Bongo	-	-	Lhuentse		-	-
	Chapchha	-	-		Gangzur	-	-
	Darla	513	372		Khoma	-	-
	Getana	-	-		Kurtoed	-	-
	Doongna	-	-		Minjey	-	-
	Geling	-	-		Jarey	-	-
	Loggchina	915	630		Maenbi	-	-
	Maedtabkha	-	-		Maedtsho	-	-
	Phuentshogling	811	558		Tsaenkhari	-	-
	Samphelling	1,803	906	Mongar		40	-
Dagana		19,386	13,220		Balam	-	-
	Drukjeygang	259	119		Chagsakhar	-	-
	Gozhi	1,492	759		Dramedtse	-	-
	Karna	1,366	735		Na-Rang	-	-
	Khebisa	413	177		Ngatshang	-	-
	Largyab	542	250		Shermuhoong	-	-
	Tseza	269	227		Thang-Rong	-	-
	Tsangkha	389	101		Gongdue	-	-
	Karmaling	3,376	2,916		Jurmed	-	-
	Dorona	554	491		Kengkhar	-	-
	Gesarling	1,370	1,097		Saling	-	-
	Lhamoi Dzingkha	4,242	2,700		Silambi	-	-
	Nichula	2,064	1,451		Chhaling	-	-
	Tashiding	1,796	1,317		Drepoong	-	-
	Tsenda-Gang	1,254	880		Monggar	40	-
Gasa		-	-		Tsakaling	-	-
	Khamaed	-	-		Tsamang	-	-
	Lunana	-	-				
	Khatoed	-	-				
	Laya	-	-				

Table A4.08 Chevron production, by dzongkhag, and by gewog, 2021

Dzongkhag	Gewog	Chevon (KG)	
		Produced	Sold
Paro		-	-
	Dokar	-	-
	Loong-nyi	-	-
	Nagya	-	-
	Sharpa	-	-
	Dopshar-ri	-	-
	Doteng	-	-
	Hoongrel	-	-
	Lamgong	-	-
	Tsento	-	-
	Wangchang	-	-
Pema Gatshel		48	-
	Chhimoong	-	-
	Chongshing	-	-
	Dungmaed	-	-
	Khar	40	-
	Yurung	-	-
	Nanong	8	-
	Shumar	-	-
	Zobel	-	-
	Chhoekhorling	-	-
	Dechhenling	-	-
	Norboogang	-	-
Punakha		133	127
	Barp	-	-
	Guma	98	92
	Goenshari	-	-
	Kabisa	-	-
	Talog	35	35
	Toedpaisa	-	-
	Chhubu	-	-
	Dzomi	-	-
	Lingmukha	-	-
	Shelnga-Bjemi	-	-
	Toedwang	-	-

Dzongkhag	Gewog	Chevon (KG)	
		Produced	Sold
Samdrup Jongkhar		3,074	2,602
	Dewathang	-	-
	Gomdar	-	-
	Orong	-	-
	Phuentshogthang	1,589	1,324
	Wangphu	-	-
	Langchenphu	406	298
	Lauri	-	-
	Martshala	-	-
	Pemathang	954	889
	Samrang	125	91
	Serthig	-	-
Samtse		57,085	44,043
	Duenchukha	4,939	4,234
	Dophuchen	2,174	1,814
	Doomtoed	513	460
	Tading	7,541	6,976
	Norbugang	4,847	3,361
	Phuentshogpelri	2,643	1,570
	Samtse	7,035	5,918
	Norgayang	499	448
	Pemaling	2,108	845
	Tashichhoeling	993	439
	Tendruk	11,321	8,826
	Sang-Ngag-Chhoel	8,386	6,334
	Namgyalchhoeling	1,326	1,097
	Ugyentse	416	272
	Yoeseltse	2,344	1,449
Sarpang		55,468	43,300
	Samtenling	1,521	1,329
	Chhuzanggang	1,452	1,192
	Gelegphu	1,431	1,282
	Jigme Chhoeling	29,333	24,686
	Serzhong	1,401	1,286
	Tareythang	455	350
	Umling	305	245
	Dekiling	276	270
	Chhudzom	1,840	1,244
	Gakiling	8,110	6,058
	Senggey	2,432	1,908
	Shompangkha	6,912	3,450

Table A4.08 Chevron production, by dzongkhag, and by gewog, 2021

Dzongkhag	Gewog	Chevon (KG)	
		Produced	Sold
Thimphu		-	-
	Kawang	-	-
	Lingzhi	-	-
	Naro	-	-
	Soe	-	-
	Chang	-	-
	Darkarla	-	-
	Ge-nyen	-	-
	Maedwang	-	-
Trashigang		-	-
	Bartsham	-	-
	Bidoong	-	-
	Yangnyer	-	-
	Shongphu	-	-
	Kanglung	-	-
	Samkhar	-	-
	Udzorong	-	-
	Merag	-	-
	Phongmed	-	-
	Radhi	-	-
	Sagteng	-	-
	Kangpar	-	-
	Thrimshing	-	-
	Khaling	-	-
	Lumang	-	-
Trashi Yangtse		12	12
	Boomdeling	-	-
	Jamkhar	-	-
	Tongmajangsa	-	-
	Yangtse	-	-
	Ramjar	-	-
	Khamdang	12	12
	Toedtsho	-	-
	Yalang	-	-
Trongsa		43	41
	Draagteng	26	26
	Korphu	-	-
	Langthil	17	15
	Nubi	-	-
	Tangsibji	-	-

Dzongkhag	Gewog	Chevon (KG)	
		Produced	Sold
Tsirang		22,211	16,784
	Barshong	1,101	623
	Patshaling	232	188
	Kilkhorthang	3,269	2,898
	Mendrelgang	777	658
	Rangthangling	2,968	2,422
	Tsholingkhar	770	403
	Doonglagang	3,626	3,141
	Gosarling	990	300
	Sergithang	2,652	2,357
	Pungtenchhu	1,800	837
	Semjong	3,768	2,799
	Tsirang Toed	258	158
Wangdue Phodrang		167	167
	Athang	-	-
	Bjenag	-	-
	Darkar	40	40
	Gase Tshogongm	59	59
	Gase Tshowogm	-	-
	Nahi	-	-
	Thedtsho	68	68
	Ruebisa	-	-
	Dangchhu	-	-
	Gangteng	-	-
	Kazhi	-	-
	Nyishog	-	-
	Phangyuel	-	-
	Phobji	-	-
	Saephu	-	-
Zhemgang		18	18
	Bardo	-	-
	Nangkor	-	-
	Shingkhar	-	-
	Trong	18	18
	Bjoka	-	-
	Goshing	-	-
	Ngangla	-	-
	Phangkhar	-	-
TOTAL		161,725	122,779

Table A4.09 Mutton production, by dzongkhag and by gewog, 2021

Dzongkhag	Gewog	(KG)		Dzongkhag	Gewog	(KG)	
		Produced	Sold			Produced	Sold
Bumthang		10	-	Haa		-	-
	Chhoeckhor	-	-		Bji	-	-
	Tang	-	-		Kar-tshog	-	-
	Chhumig	10	-		Uesu	-	-
	Ura	-	-		Gakiling(haa)	-	-
Chukha		876	263		Samar	-	-
	Bjagchhog	-	-		Sangbay	-	-
	Bongo	-	-	Lhuentse		-	-
	Chapchha	-	-		Gangzur	-	-
	Darla	-	-		Khoma	-	-
	Getana	-	-		Kurtoed	-	-
	Doongna	-	-		Minjey	-	-
	Geling	-	-		Jarey	-	-
	Loggchina	56	50		Maenbi	-	-
	Maedtabkha	-	-		Maedtsho	-	-
	Phuentshogling	539	153		Tsaenkar	-	-
	Samphelling	281	60	Mongar		-	-
Dagana		141	134		Balam	-	-
	Drukjeygang	-	-		Chagsakhar	-	-
	Gozhi	-	-		Dramedtse	-	-
	Karna	-	-		Na-Rang	-	-
	Khebisa	45	45		Ngatshang	-	-
	Largyab	-	-		Shermuhoong	-	-
	Tseza	-	-		Thang-Rong	-	-
	Tsangkha	18	18		Gongdue	-	-
	Karmaling	78	71		Jurmed	-	-
	Dorona	-	-		Kengkhar	-	-
	Gesarling	-	-		Saling	-	-
	Lhamoi Dzingkha	-	-		Silambi	-	-
	Nichula	-	-		Chhaling	-	-
	Tashiding	-	-		Drepoong	-	-
	Tsenda-Gang	-	-		Monggar	-	-
Gasa		-	-		Tsakaling	-	-
	Khamaed	-	-		Tsamang	-	-
	Lunana	-	-				
	Khatoed	-	-				
	Laya	-	-				

Table A4.09 Mutton production, by dzongkhag, and by gewog, 2021

Dzongkhag	Gewog	(KG)		Dzongkhag	Gewog	(KG)	
		Produced	Sold			Produced	Sold
Paro		-	-	Samdrup Jongkhar		411	372
	Dokar	-	-		Dewathang	-	-
	Loong-nyi	-	-		Gomdar	-	-
	Nagya	-	-		Orong	-	-
	Sharpa	-	-		Phuentshogthang	-	-
	Dopshar-ri	-	-		Wangphu	-	-
	Doteng	-	-		Langchenphu	102	85
	Hoongrel	-	-		Lauri	-	-
	Lamgong	-	-		Martshala	-	-
	Tsento	-	-		Pemathang	309	287
	Wangchang	-	-		Samrang	-	-
Pema Gatshel		-	-		Serthig	-	-
	Chhimoong	-	-	Samtse		18,482	8,337
	Chongshing	-	-		Duenchhukha	25	5
	Dungmaed	-	-		Dophuchen	51	46
	Khar	-	-		Doomtoed	-	-
	Yurung	-	-		Tading	1,602	1,049
	Nanong	-	-		Norbugang	703	233
	Shumar	-	-		Phuentshogpelri	34	19
	Zobel	-	-		Samtse	507	107
	Chhoekhorling	-	-		Norgaygang	645	594
	Dechhenling	-	-		Pemaling	5,561	1,255
	Norboogang	-	-		Tashichhoeling	65	9
Punakha		-	-		Tendruk	2,440	2,132
	Barp	-	-		Sang-Ngag-Chhoe	1,745	772
	Guma	-	-		Namgyalchhoeling	4,023	1,490
	Goenshari	-	-		Ugyentse	303	251
	Kabisa	-	-		Yoeseltse	778	375
	Talog	-	-	Sarpang		2,315	2,006
	Toedpaisa	-	-		Samtenling	1,437	1,330
	Chhubu	-	-		Chhuzanggang	-	-
	Dzomi	-	-		Gelegphu	40	40
	Lingmukha	-	-		Jigme Chhoeling	20	18
	Shelnga-Bjemi	-	-		Serzhong	-	-
	Toedwang	-	-		Tareythang	-	-
					Umling	240	220
					Dekiling	28	28
					Chhudzom	415	270
					Gakiling	85	80
					Senggey	-	-
					Shompangkha	50	20

Table A4.09 Mutton production, by dzongkhag, and by gewog, 2021

Dzongkhag	Gewog	Mutton (KG)	
		Produced	Sold
Thimphu		-	-
	Kawang	-	-
	Lingzhi	-	-
	Naro	-	-
	Soe	-	-
	Chang	-	-
	Darkarla	-	-
	Ge-nyen	-	-
	Maedwang	-	-
Trashigang		80	45
	Bartsham	-	-
	Bidoong	-	-
	Yangnyer	-	-
	Shongphu	-	-
	Kanglung	-	-
	Samkhar	-	-
	Udzorong	-	-
	Merag	80	45
	Phongmed	-	-
	Radhi	-	-
	Sagteng	-	-
	Kangpar	-	-
	Thrimshing	-	-
	Khaling	-	-
	Lumang	-	-
Trash Yangtse		-	-
	Boomdeling	-	-
	Jamkhar	-	-
	Tongmajangsa	-	-
	Yangtse	-	-
	Ramjar	-	-
	Khamdang	-	-
	Toedtsho	-	-
	Yalang	-	-
Trongsa		-	-
	Draagteng	-	-
	Korphu	-	-
	Langthil	-	-
	Nubi	-	-
	Tangsibji	-	-

Dzongkhag	Gewog	Mutton (KG)	
		Produced	Sold
Tsirang		50	5
	Barshong	-	-
	Patshaling	20	5
	Kilkhorthang	-	-
	Mendrelgang	-	-
	Rangthangling	-	-
	Tsholingkhar	-	-
	Doonglagang	-	-
	Gosarling	-	-
	Sergithang	30	-
	Pungtenchhu	-	-
	Semjong	-	-
	Tsirang Toed	-	-
Wangdue Phodrang		25	10
	Athang	-	-
	Bjenag	-	-
	Darkar	-	-
	Gase Tshogongm	-	-
	Gase Tshowogm	-	-
	Nahi	-	-
	Thedtsho	-	-
	Ruebisa	-	-
	Dangchhu	-	-
	Gangteng	25	10
	Kazhi	-	-
	Nyishog	-	-
	Phangyuel	-	-
	Phobji	-	-
	Saephu	-	-
Zhemgang		-	-
	Bardo	-	-
	Nangkor	-	-
	Shingkhar	-	-
	Trong	-	-
	Bjoka	-	-
	Goshing	-	-
	Ngangla	-	-
	Phangkhar	-	-
TOTAL		22,390	11,172

Table A4.10 Chicken production, by dzongkhag and by gewog, 2021

Dzongkhag	Gewog	Chicken (KG)		Dzongkhag	Gewog	Chicken (KG)	
		Produced	Sold			Produced	Sold
Bumthang		-	-	Haa		473	432
	Chhoekhor	-	-		Bji	450	420
	Tang	-	-		Kar-tshog	4	-
	Chhumig	-	-		Uesu	-	-
	Ura	-	-		Gakiling(haa)	16	10
Chukha		229,997	224,688		Samar	2	2
	Bjagchhog	1,290	1,190		Sangbay	1	-
	Bongo	2	-	Lhuentse		495	11
	Chapchha	-	-		Gangzur	133	-
	Darla	48,534	48,045		Khoma	56	6
	Getana	2	-		Kurtoed	18	5
	Doongna	-	-		Minjey	-	-
	Geling	-	-		Jarey	15	-
	Loggchina	31,856	30,803		Maenbi	11	-
	Maedtabkha	90	50		Maedtsho	12	-
	Phuentshogling	28,982	27,610		Tsaenkhar	251	-
	Samphelling	119,242	116,990	Mongar		597	195
Dagana		231,401	205,362		Balam	8	-
	Drukjeygang	537	214		Chagsakhar	13	-
	Gozhi	18,850	17,512		Dramedtse	-	-
	Karna	12,157	11,246		Na-Rang	4	-
	Khebisa	13,928	12,777		Ngatshang	62	15
	Largyab	8,514	7,914		Shermuhoong	3	-
	Tseza	26,417	24,330		Thang-Rong	39	2
	Tsangkha	24,154	22,469		Gongdue	50	-
	Karmaling	28,150	22,987		Jurmed	115	80
	Dorona	1,472	756		Kengkhar	111	6
	Gesarling	30,770	29,882		Saling	52	32
	Lhamoi Dzingkha	36,241	29,126		Silambi	38	-
	Nichula	956	627		Chhaling	6	-
	Tashiding	13,720	11,928		Drepoong	2	-
	Tsenda-Gang	15,539	13,597		Monggar	73	60
Gasa		-	-		Tsakaling	18	-
	Khamaed	-	-		Tsamang	4	-
	Lunana	-	-				
	Khatoed	-	-				
	Laya	-	-				

Table A4.10 Chicken production, by dzongkhag, and by gewog, 2021

Dzongkhag	Gewog	Chicken (KG)	
		Produced	Sold
Paro		3,294	2,990
	Dokar	45	-
	Loong-nyi	300	300
	Nagya	3	-
	Sharpa	193	25
	Dopshar-ri	-	-
	Doteng	395	365
	Hoongrel	-	-
	Lamgong	-	-
	Tsento	-	-
	Wangchang	2,358	2,300
Pema Gatshel		1,198	232
	Chhimoong	205	-
	Chongshing	10	8
	Dungmaed	45	-
	Khar	22	-
	Yurung	255	-
	Nanong	314	162
	Shumar	94	-
	Zobel	254	62
	Chhoekhorling	-	-
	Dechenling	-	-
	Norboogang	-	-
Punakha		2,366	2,270
	Barp	765	750
	Guma	20	20
	Goenshari	-	-
	Kabisa	3	-
	Talog	1,500	1,500
	Toedpaisa	-	-
	Chhubu	-	-
	Dzomi	76	-
	Lingmukha	-	-
	Shelnga-Bjemi	2	-
	Toedwang	-	-

Dzongkhag	Gewog	Chicken (KG)	
		Produced	Sold
Samdrup Jongkhar		62,900	59,728
	Dewathang	-	-
	Gomdar	-	-
	Orong	-	-
	Phuentshogthang	27,679	27,574
	Wangphu	-	-
	Langchenphu	2,406	1,498
	Lauri	714	311
	Martshala	-	-
	Pemathang	27,498	26,285
	Samrang	4,134	4,000
	Serthig	470	60
Samtse		471,781	424,930
	Duenchukha	25,080	23,156
	Dophuchen	21,131	19,528
	Doomtoed	19,866	19,157
	Tading	25,522	13,704
	Norbugang	104,920	104,490
	Phuentshogpelri	18,650	17,182
	Samtse	99,067	94,834
	Norgaygang	683	671
	Pemaling	18,416	13,278
	Tashichhoeling	2,698	2,045
	Tendruk	28,580	26,817
	Sang-Ngag-Chhoel	61,985	52,674
	Namgyalchhoeling	7,964	4,685
	Ugyentse	1,417	1,415
	Yoeseltse	35,802	31,294
Sarpang		476,968	457,032
	Samtenling	44,571	43,040
	Chhuzanggang	36,700	36,020
	Gelegphu	51,857	51,166
	Jigme Chhoeling	38,237	34,555
	Serzhong	13,615	13,455
	Tareythang	1,257	1,004
	Umling	2,441	2,340
	Dekiling	26,412	26,177
	Chhudzom	1,815	1,110
	Gakiling	82,069	80,825
	Senggey	37,453	34,667
	Shompangkha	140,542	132,674

Table A4.10 Chicken production, by dzongkhag, and by gewog, 2021

Dzongkhag	Gewog	Chicken (KG)	
		Produced	Sold
Thimphu		34,085	33,728
	Kawang	-	-
	Lingzhi	-	-
	Naro	-	-
	Soe	-	-
	Chang	7,890	7,790
	Darkarla	-	-
	Ge-nyen	23,945	23,738
	Maedwang	2,250	2,200
Trashigang		1,583	549
	Bartsham	-	-
	Bidoong	6	-
	Yangnyer	420	118
	Shongphu	33	-
	Kanglung	21	2
	Samkhar	123	70
	Udzorong	32	17
	Merag	-	-
	Phongmed	350	80
	Radhi	150	100
	Sagteng	-	-
	Kangpar	14	2
	Thrimshing	3	-
	Khaling	86	-
	Lumang	347	160
Trashy Yangtse		1,493	28
	Boomdeling	-	-
	Jamkhar	250	-
	Tongmajangsa	668	-
	Yangtse	116	7
	Ramjar	99	-
	Khamdang	127	-
	Toedtsho	84	21
	Yalang	149	-
Trongsa		441	332
	Draagteng	74	12
	Korphu	19	-
	Langthil	12	-
	Nubi	30	20
	Tangsibji	306	300

Dzongkhag	Gewog	Chicken (KG)	
		Produced	Sold
Tsirang		288,890	268,917
	Barshong	4,078	3,827
	Patshaling	946	566
	Kilkhorthang	51,116	49,099
	Mendrelgang	34,911	34,496
	Rangthangling	8,394	6,711
	Tsholingkhar	31,989	29,421
	Doonglagang	9,976	8,751
	Gosarling	30,996	29,390
	Sergithang	66,137	64,762
	Pungtenchhu	9,239	5,343
	Semjong	38,959	34,833
	Tsirang Toed	2,152	1,719
Wangdue Phodrang		40,961	40,807
	Athang	54	52
	Bjenag	-	-
	Darkar	32,775	32,750
	Gase Tshogongm	2,663	2,575
	Gase Tshowogm	7	-
	Nahi	2	-
	Thedtsho	161	150
	Ruebisa	5,300	5,280
	Dangchhu	1	-
	Gangteng	-	-
	Kazhi	-	-
	Nyishog	-	-
	Phangyuel	-	-
	Phobji	-	-
	Saephu	-	-
Zhemgang		5,380	4,733
	Bardo	92	10
	Nangkor	21	-
	Shingkhar	29	-
	Trong	2,059	1,708
	Bjoka	-	-
	Goshing	285	280
	Ngangla	2,015	1,960
	Phangkhar	880	775
TOTAL		1,854,300	1,726,961

Table A4.11 Fish production, by dzongkhag and by gewog, 2021

		(KG)				(KG)	
Dzongkhag	Gewog	Fish		Dzongkhag	Gewog	Fish	
		Produced	Sold			Produced	Sold
Bumthang		-	-	Haa		-	-
	Chhoekhor	-	-		Bji	-	-
	Tang	-	-		Kar-tshog	-	-
	Chhumig	-	-		Uesu	-	-
	Ura	-	-		Gakiling(haa)	-	-
Chukha		100	100		Samar	-	-
	Bjagchhog	-	-		Sangbay	-	-
	Bongo	-	-	Lhuentse		-	-
	Chapchha	-	-		Gangzur	-	-
	Darla	-	-		Khoma	-	-
	Getana	-	-		Kurtoed	-	-
	Doongna	-	-		Minjey	-	-
	Geling	-	-		Jarey	-	-
	Loggchina	100	100		Maenbi	-	-
	Maedtabkha	-	-		Maedtsho	-	-
	Phuentshogling	-	-		Tsaenkar	-	-
	Samphelling	-	-	Mongar		-	-
Dagana		36,852	32,117		Balam	-	-
	Drukjeygang	-	-		Chagsakhar	-	-
	Gozhi	3	3		Dramedtse	-	-
	Karna	40	36		Na-Rang	-	-
	Khebisa	-	-		Ngatshang	-	-
	Largyab	1,500	50		Shermuhoong	-	-
	Tseza	-	-		Thang-Rong	-	-
	Tsangkha	1,875	1,591		Gongdue	-	-
	Karmaling	855	775		Jurmed	-	-
	Dorona	-	-		Kengkhar	-	-
	Gesarling	3,470	3,412		Saling	-	-
	Lhamoi Dzingkha	20,610	18,500		Silambi	-	-
	Nichula	8,500	7,750		Chhaling	-	-
	Tashiding	-	-		Drepoong	-	-
	Tsenda-Gang	-	-		Monggar	-	-
Gasa		-	-		Tsakaling	-	-
	Khamaed	-	-		Tsamang	-	-
	Lunana	-	-				
	Khatoed	-	-				
	Laya	-	-				

Table A4.11 Fish production, by dzongkhag, and by gewog, 2021

Dzongkhag	Gewog	(KG)		Dzongkhag	Gewog	(KG)	
		Produced	Sold			Produced	Sold
Paro		-	-	Samdrup Jongkhar		6,693	6,188
	Dokar	-	-		Dewathang	-	-
	Loong-nyi	-	-		Gomdar	-	-
	Nagya	-	-		Orong	-	-
	Sharpa	-	-		Phuentshogthang	2,490	2,425
	Dopshar-ri	-	-		Wangphu	-	-
	Doteng	-	-		Langchenphu	875	625
	Hoongrel	-	-		Lauri	-	-
	Lamgong	-	-		Martshala	-	-
	Tsento	-	-		Pemathang	3,268	3,078
	Wangchang	-	-		Samrang	60	60
Pema Gatshel		200	200		Serthig	-	-
	Chhimoong	-	-	Samtse		4,614	3,504
	Chongshing	-	-		Duenchhukha	500	430
	Dungmaed	-	-		Dophuchen	505	468
	Khar	-	-		Doomtoed	10	10
	Yurung	-	-		Tading	275	255
	Nanong	-	-		Norbugang	-	-
	Shumar	-	-		Phuentshogpelri	470	375
	Zobel	-	-		Samtse	1,360	1,200
	Chhoekhorling	-	-		Norgaygang	5	3
	Dechhenling	-	-		Pemaling	138	55
	Norboogang	200	200		Tashichhoeling	5	-
Punakha		-	-		Tendruk	810	255
	Barp	-	-		Sang-Ngag-Chhoe	12	-
	Guma	-	-		Namgyalchhoeling	485	428
	Goenshari	-	-		Ugyentse	-	-
	Kabisa	-	-		Yoeseltse	39	25
	Talog	-	-	Sarpang		100,855	96,990
	Toedpaisa	-	-		Samtenling	5,540	5,160
	Chhubu	-	-		Chhuzanggang	43,300	42,485
	Dzomi	-	-		Gelegphu	-	-
	Lingmukha	-	-		Jigme Chhoeling	17,400	16,815
	Shelnga-Bjemi	-	-		Serzhong	5,000	4,925
	Toedwang	-	-		Tareythang	800	100
					Umling	-	-
					Dekiling	150	130
					Chhudzom	7,350	6,930
					Gakiling	9,145	8,845
					Senggey	3,770	3,600
					Shompangkha	8,400	8,000

Table A4.11 Fish production, by dzongkhag, and by gewog, 2021

Dzongkhag	Gewog	Fish (KG)	
		Produced	Sold
Thimphu		-	-
	Kawang	-	-
	Lingzhi	-	-
	Naro	-	-
	Soe	-	-
	Chang	-	-
	Darkarla	-	-
	Ge-nyen	-	-
	Maedwang	-	-
Trashigang		-	-
	Bartsham	-	-
	Bidoong	-	-
	Yangnyer	-	-
	Shongphu	-	-
	Kanglung	-	-
	Samkhar	-	-
	Udzorong	-	-
	Merag	-	-
	Phongmed	-	-
	Radhi	-	-
	Sagteng	-	-
	Kangpar	-	-
	Thrimshing	-	-
	Khaling	-	-
	Lumang	-	-
Trashiyangtse		-	-
	Boomdeling	-	-
	Jamkhar	-	-
	Tongmajangsa	-	-
	Yangtse	-	-
	Ramjar	-	-
	Khamdang	-	-
	Toedtsho	-	-
	Yalang	-	-
Trongsa		-	-
	Draagteng	-	-
	Korphu	-	-
	Langthil	-	-
	Nubi	-	-
	Tangsibji	-	-

Dzongkhag	Gewog	Fish (KG)	
		Produced	Sold
Tsirang		23,188	22,663
	Barshong	85	85
	Patshaling	130	130
	Kilkhorthang	544	485
	Mendrelgang	15	-
	Rangthangling	756	678
	Tsholingkhar	-	-
	Doonglagang	3,716	3,500
	Gosarling	100	95
	Sergithang	17,294	17,199
	Pungtenchhu	43	40
	Semjong	463	417
	Tsirang Toed	42	34
Wangdue Phodrang		2,060	675
	Athang	2,055	675
	Bjenag	-	-
	Darkar	5	-
	Gase Tshogongm	-	-
	Gase Tshowogm	-	-
	Nahi	-	-
	Thedtsho	-	-
	Ruebisa	-	-
	Dangchhu	-	-
	Gangteng	-	-
	Kazhi	-	-
	Nyishog	-	-
	Phangyuel	-	-
	Phobji	-	-
	Saephu	-	-
Zhemgang		-	-
	Bardo	-	-
	Nangkor	-	-
	Shingkar	-	-
	Trong	-	-
	Bjoka	-	-
	Goshing	-	-
	Ngangla	-	-
	Phangkhar	-	-
TOTAL		174,562	162,436

Table A4.12 Egg production, by dzongkhag and by gewog, 2021

Dzongkhag	Gewog	(Number)		Dzongkhag	Gewog	(Number)	
		Produced	Sold			Produced	Sold
Bumthang		705,952	619,191	Haa		1,771,089	1,593,642
	Chhoekhor	222,470	207,500		Bji	901,673	877,270
	Tang	391,072	386,070		Kar-tshog	417,538	404,048
	Chhumig	91,760	25,621		Uesu	40,009	39,265
	Ura	650	-		Gakiling(haa)	168,067	79,349
Chukha		4,244,564	3,739,798		Samar	189,600	177,100
	Bjagchhog	808,891	800,315		Sangbay	54,202	16,610
	Bongo	83,677	58,953	Lhuentse		2,243,122	1,655,519
	Chapchha	573,814	563,975		Gangzur	382,732	269,101
	Darla	1,165,879	1,102,089		Khoma	120,895	58,908
	Getana	29,238	4,770		Kurtoed	63,283	26,475
	Doongna	50,468	3,685		Minjey	84,110	51,400
	Geling	16,009	1,350		Jarey	100,260	67,900
	Loggchina	857,808	793,340		Maenbi	176,952	111,780
	Maedtabkha	16,202	8,416		Maedtsho	270,710	193,990
	Phuentshogling	497,951	323,975		Tsaenkhar	1,044,180	875,965
	Samphelling	144,627	78,930	Mongar		6,315,811	5,167,035
Dagana		2,997,502	2,289,756		Balam	79,406	21,106
	Drukjeygang	135,803	40,909		Chagsakhar	224,465	208,105
	Gozhi	147,719	85,742		Dramedtse	235,226	130,400
	Karna	191,222	163,837		Na-Rang	166,470	117,350
	Khebisa	489,321	384,245		Ngatshang	635,191	511,490
	Largyab	288,789	203,830		Shermuhoong	247,549	194,190
	Tseza	328,830	302,100		Thang-Rong	415,957	245,565
	Tsangkha	172,487	114,010		Gongdue	111,898	43,984
	Karmaling	75,162	60,660		Jurmed	95,859	89,878
	Dorona	40,124	2,373		Kengkhar	219,406	183,345
	Gesarling	122,195	92,937		Saling	318,150	275,740
	Lhamoi Dzingkha	816,536	721,383		Silambi	289,053	211,475
	Nichula	14,588	4,450		Chhaling	715,724	575,267
	Tashiding	75,282	59,307		Drepoong	620,766	586,677
	Tsenda-Gang	99,444	53,973		Monggar	1,399,755	1,362,200
Gasa		86,054	77,405		Tsakaling	369,136	295,625
	Khamaed	14,944	9,405		Tsamang	171,800	114,638
	Lunana	-	-				
	Khatoed	71,110	68,000				
	Laya	-	-				

Table A4.12 Egg production, by dzongkhag, and by gewog, 2021

Dzongkhag	Gewog	(Number)		Dzongkhag	Gewog	(Number)	
		Produced	Sold			Produced	Sold
Paro		6,874,037	6,677,099	Samdrup Jongkhar		5,408,949	4,993,577
	Dokar	343,553	316,430		Dewathang	196,480	191,130
	Loong-nyi	310,747	308,152		Gomdar	107,266	107,258
	Nagya	192,117	158,348		Orong	754,490	752,120
	Sharpa	1,151,969	1,088,406		Phuentshogthang	2,130,975	2,120,130
	Dopshar-ri	514,607	501,882		Wangphu	136,575	105,000
	Doteng	297,770	285,066		Langchenphu	320,015	186,510
	Hoongrel	-	-		Lauri	536,170	487,821
	Lamgong	1,626,490	1,620,900		Martshala	113,900	113,400
	Tsento	2,169,669	2,157,635		Pemathang	962,083	839,350
	Wangchang	267,115	240,280		Samrang	1,890	-
Pema Gatsel		4,402,300	4,072,533		Serthig	149,105	90,858
	Chhimoong	41,866	36,534	Samtse		9,053,943	8,369,914
	Chongshing	137,720	135,800		Duenchhukha	1,190,696	1,172,320
	Dungmaed	155,872	142,839		Dophuchen	2,984,104	2,945,951
	Khar	125,270	16,200		Doomtoed	49,070	31,000
	Yurung	83,378	59,328		Tading	260,898	166,518
	Nanong	341,432	264,811		Norbugang	560,790	445,830
	Shumar	1,501,584	1,490,491		Phuentshogpelri	54,249	48,790
	Zobel	154,827	123,700		Samtse	881,941	849,990
	Chhoekhorling	319,660	307,080		Norgayangang	165,858	164,760
	Dechhenling	677,000	674,000		Pemaling	325,438	247,550
	Norboogang	863,691	821,750		Tashichhoeling	25,245	6,331
Punakha		2,091,593	1,597,173		Tendruk	1,273,234	1,199,940
	Barp	371,100	362,740		Sang-Ngag-Chhoel	633,003	493,226
	Guma	25,144	13,338		Namgyalchhoeling	236,531	204,352
	Goenshari	24,037	10,187		Ugyentse	201,506	198,366
	Kabisa	192,024	146,562		Yoeseltse	211,380	194,990
	Talog	70,991	65,008	Sarpang		38,093,283	37,026,441
	Toedpaisa	273,984	254,365		Samtenling	5,465,190	5,420,510
	Chhubu	133,783	127,896		Chhuzanggang	1,171,920	1,078,150
	Dzomi	55,820	43,250		Gelegphu	1,018,387	785,690
	Lingmukha	378,420	37,850		Jigme Chhoeling	2,676,430	2,250,680
	Shelnga-Bjemi	69,312	48,592		Serzhong	342,410	317,037
	Toedwang	496,978	487,385		Tareything	303,500	284,400
					Umling	701,966	690,450
					Dekiling	6,863,885	6,837,488
					Chhudzom	168,456	160,022
					Gakiling	3,374,849	3,335,620
					Senggey	1,993,242	1,951,095
					Shompangkha	14,013,048	13,915,299

Table A4.12 Egg production, by dzongkhag, and by gewog, 2021

Dzongkhag	Gewog	(Number)	
		Produced	Sold
Thimphu		4,312,188	4,111,324
	Kawang	643,822	640,830
	Lingzhi	-	-
	Naro	-	-
	Soe	200	90
	Chang	1,471,716	1,463,330
	Darkarla	147,850	141,700
	Ge-nyen	1,177,249	1,032,744
	Maedwang	871,351	832,630
Trashigang		5,535,048	5,177,529
	Bartsham	-	-
	Bidoong	5,645	3,000
	Yangnyer	695,163	670,735
	Shongphu	1,045,813	1,022,377
	Kanglung	221,324	200,125
	Samkhar	1,035,005	1,005,125
	Udzorong	440,085	378,401
	Merag	125	-
	Phongmed	318,265	314,770
	Radhi	513,747	511,267
	Sagteng	196,703	126,545
	Kangpar	197,331	153,287
	Thrimshing	237,132	191,360
	Khaling	32,170	25,650
	Lumang	596,540	574,887
Trashigang Yangtse		2,486,975	2,018,629
	Boomdeling	409,840	316,260
	Jamkhar	106,050	86,375
	Tongmajangsa	268,138	213,440
	Yangtse	335,707	292,021
	Ramjar	173,830	125,320
	Khamdang	666,760	559,450
	Toedtsho	246,240	190,483
	Yalang	280,410	235,280
Trongsa		1,732,129	1,523,516
	Draagteng	475,699	380,706
	Korphu	69,680	48,430
	Langthil	461,662	413,410
	Nubi	501,453	466,690
	Tangsibji	223,635	214,280

Dzongkhag	Gewog	(Number)	
		Produced	Sold
Tsirang		26,629,546	25,778,841
	Barshong	59,343	15,021
	Patshaling	2,389,309	2,349,127
	Kilkhorthang	2,835,571	2,802,610
	Mendrelgang	2,194,521	2,166,520
	Rangthangling	839,203	771,740
	Tsholingkhar	1,278,519	1,150,508
	Doonglagang	391,450	347,320
	Gosarling	4,897,485	4,836,752
	Sergithang	2,596,884	2,489,320
	Pungtenchhu	6,986,988	6,924,673
	Semjong	1,595,739	1,500,924
	Tsirang Toed	564,534	424,326
Wangdue Phodrang		4,072,696	3,203,664
	Athang	61,029	18,912
	Bjenag	223,168	191,785
	Darkar	1,150,460	1,094,775
	Gase Tshogongm	680,628	629,563
	Gase Tshowogm	293,783	189,643
	Nahi	210,900	194,817
	Theedtsho	735,347	640,370
	Ruebisa	168,980	72,128
	Dangchhu	154,131	3,115
	Gangteng	-	-
	Kazhi	28,616	11,520
	Nyishog	195,361	75,074
	Phangyuel	80,560	53,251
	Phobji	89,114	28,531
	Saephu	619	180
Zhemgang		1,870,837	1,579,807
	Bardo	211,549	183,171
	Nangkor	220,635	178,240
	Shingkhar	36,163	21,876
	Trong	420,731	369,440
	Bjoka	38,561	19,660
	Goshing	246,440	161,350
	Ngangla	506,350	472,520
	Phangkhar	190,408	173,550
TOTAL		130,927,618	121,272,393

Table A4.13 Honey production, by dzongkhag and by gewog, 2021

Dzongkhag	Gewog	Honey (KG)		Dzongkhag	Gewog	Honey (KG)	
		Produced	Sold			Produced	Sold
Bumthang		10,192	9,566	Haa		1,642	1,015
	Chhoekhor	8,889	8,322		Bji	-	-
	Tang	805	749		Kar-tshog	1,200	600
	Chhumig	498	495		Uesu	300	300
	Ura	-	-		Gakiling(haa)	122	115
Chukha		2,819	1,839		Samar	-	-
	Bjagchhog	5	-		Sangbay	20	-
	Bongo	55	36	Lhuentse		-	-
	Chapchha	23	5		Gangzur	-	-
	Darla	675	333		Khoma	-	-
	Getana	446	420		Kurtoed	-	-
	Doongna	27	8		Minjey	-	-
	Geling	11	-		Jarey	-	-
	Loggchina	502	355		Maenbi	-	-
	Maedtabkha	-	-		Maedtsho	-	-
	Phuentshogling	1,011	664		Tsaenkar	-	-
	Samphelling	65	20	Mongar		1	1
Dagana		2,894	1,505		Balam	-	-
	Drukjeygang	111	62		Chagsakhar	1	1
	Gozhi	139	65		Dramedtse	-	-
	Karna	124	79		Na-Rang	-	-
	Khebisa	145	88		Ngatshang	-	-
	Largyab	188	106		Shermuhoong	-	-
	Tseza	9	-		Thang-Rong	-	-
	Tsangkha	494	359		Gongdue	-	-
	Karmaling	252	104		Jurmed	-	-
	Dorona	134	47		Kengkhar	-	-
	Gesarling	59	33		Saling	-	-
	Lhamoi Dzingkha	1,000	395		Silambi	-	-
	Nichula	53	29		Chhaling	-	-
	Tashiding	55	44		Drepoonsg	-	-
	Tsenda-Gang	135	97		Monggar	-	-
Gasa		-	-		Tsakaling	-	-
	Khamaed	-	-		Tsamang	-	-
	Lunana	-	-				
	Khatoed	-	-				
	Laya	-	-				

Table A4.13 Honey production, by dzongkhag, and by gewog, 2021

Dzongkhag	Gewog	Honey (KG)		Dzongkhag	Gewog	Honey (KG)	
		Produced	Sold			Produced	Sold
Paro		320	320	Samdrup Jongkhar		775	492
	Dokar	-	-		Dewathang	-	-
	Loong-nyi	300	300		Gomdar	-	-
	Nagya	-	-		Orong	-	-
	Sharpa	-	-		Phuentshogthang	330	233
	Dopshar-ri	-	-		Wangphu	-	-
	Doteng	-	-		Langchenphu	152	62
	Hoongrel	-	-		Lauri	83	66
	Lamgong	20	20		Martshala	-	-
	Tsento	-	-		Pemathang	205	132
	Wangchang	-	-		Samrang	3	-
Pema Gatshel		25	13		Serthig	2	-
	Chhimoong	-	-	Samtse		8,053	4,510
	Chongshing	-	-		Duenchhukha	996	622
	Dungmaed	5	-		Dophuchen	923	681
	Khar	-	-		Doomtoed	588	324
	Yurung	-	-		Tading	1,361	575
	Nanong	-	-		Norbugang	228	219
	Shumar	10	5		Phuentshogpelri	207	105
	Zobel	10	8		Samtse	660	416
	Chhoekhorling	-	-		Norgaygang	57	34
	Dechhenling	-	-		Pemaling	444	100
	Norboogang	-	-		Tashichhoeling	63	9
Punakha		156	144		Tendruk	196	46
	Barp	-	-		Sang-Ngag-Chhoel	804	492
	Guma	-	-		Namgyalchhoeling	927	497
	Goenshari	155	144		Ugyentse	223	170
	Kabisa	-	-		Yoeseltse	377	220
	Talog	-	-	Sarpang		13,039	9,433
	Toedpaisa	-	-		Samtenling	439	328
	Chhubu	-	-		Chhuzanggang	252	128
	Dzomi	-	-		Gelegphu	79	29
	Lingmukha	-	-		Jigme Chhoeling	8,429	6,887
	Shelnga-Bjemi	1	-		Serzhong	383	266
	Toedwang	-	-		Tareythang	42	27
					Umling	64	35
					Dekiling	170	123
					Chhudzom	930	372
					Gakiling	1,065	636
					Senggey	44	28
					Shompangkha	1,143	576

Table A4.13 Honey production, by dzongkhag, and by gewog, 2021

Dzongkhag	Gewog	Honey (KG)	
		Produced	Sold
Thimphu		15	10
	Kawang	-	-
	Lingzhi	-	-
	Naro	-	-
	Soe	-	-
	Chang	15	10
	Darkarla	-	-
	Ge-nyen	-	-
	Maedwang	-	-
Trashigang		5	-
	Bartsham	-	-
	Bidoong	-	-
	Yangnyer	-	-
	Shongphu	-	-
	Kanglung	1	-
	Samkhar	-	-
	Udzorong	-	-
	Merag	-	-
	Phongmed	-	-
	Radhi	-	-
	Sagteng	-	-
	Kangpar	2	-
	Thrimshing	-	-
	Khaling	-	-
	Lumang	2	-
Trash Yangtse		-	-
	Boomdeling	-	-
	Jamkhar	-	-
	Tongmajangsa	-	-
	Yangtse	-	-
	Ramjar	-	-
	Khamdang	-	-
	Toedtsho	-	-
	Yalang	-	-
Trongsa		2	-
	Draagteng	2	-
	Korphu	-	-
	Langthil	-	-
	Nubi	-	-
	Tangsibji	-	-

Dzongkhag	Gewog	Honey (KG)	
		Produced	Sold
Tsirang		3,206	2,127
	Barshong	258	189
	Patshaling	594	419
	Kilkhorthang	238	117
	Mendrelgang	163	102
	Rangthangling	330	221
	Tsholingkhar	159	109
	Doonglagang	279	168
	Gosarling	300	275
	Sergithang	358	251
	Pungtenchhu	213	90
	Semjong	239	141
	Tsirang Toed	78	46
Wangdue Phodrang		45	25
	Athang	-	-
	Bjenag	-	-
	Darkar	-	-
	Gase Tshogongm	-	-
	Gase Tshowogm	-	-
	Nahi	-	-
	Thedtsho	-	-
	Ruebisa	-	-
	Dangchhu	-	-
	Gangteng	-	-
	Kazhi	-	-
	Nyishog	-	-
	Phangyuel	-	-
	Phobji	15	10
	Saephu	30	15
Zhemgang		6	-
	Bardo	-	-
	Nangkor	-	-
	Shingkar	6	-
	Trong	-	-
	Bjoka	-	-
	Goshing	-	-
	Ngangla	-	-
	Phangkhar	-	-
TOTAL		43,193	30,999

Table A4.14 Wool production, by *dzongkhag* and by *gewog*, 2021

		(KG)			
<i>Dzongkhag</i>	<i>Gewog</i>	Yak Wool		Sheep Wool	
		Produced	Sold	Produced	Sold
Bumthang		-	-	121	15
	Chhoeckhor	-	-	-	-
	Tang	-	-	-	-
	Chhumig	-	-	121	15
	Ura	-	-	-	-
Chukha		-	-	183	32
	Bjagchhog	-	-	-	-
	Bongo	-	-	-	-
	Chapchha	-	-	-	-
	Darla	-	-	34	-
	Getana	-	-	-	-
	Doongna	-	-	-	-
	Geling	-	-	-	-
	Loggchina	-	-	33	-
	Maedtabkha	-	-	-	-
	Phuentshogling	-	-	101	26
	Samphelling	-	-	16	6
Dagana		-	-	27	11
	Drukjeygang	-	-	-	-
	Gozhi	-	-	2	-
	Karna	-	-	11	11
	Khebisa	-	-	-	-
	Largyab	-	-	-	-
	Tseza	-	-	-	-
	Tsangkha	-	-	1	-
	Karmaling	-	-	-	-
	Dorona	-	-	12	-
	Gesarling	-	-	1	-
	Lhamoi Dzingkha	-	-	-	-
	Nichula	-	-	-	-
	Tashiding	-	-	-	-
	Tsenda-Gang	-	-	-	-
Gasa		-	-	-	-
	Khamaed	-	-	-	-
	Lunana	-	-	-	-
	Khatoed	-	-	-	-
	Laya	-	-	-	-

Table A4.14 Wool production, by dzongkhag, and by gewog, 2021

Dzongkhag	Gewog	Yak Wool		Sheep Wool	
		Produced	Sold	Produced	Sold
					(KG)
Haa		8	-	-	-
	Bji	-	-	-	-
	Kar-tshog	8	-	-	-
	Uesu	-	-	-	-
	Gakiling(haa)	-	-	-	-
	Samar	-	-	-	-
	Sangbay	-	-	-	-
Lhuentse		-	-	19	-
	Gangzur	-	-	-	-
	Khoma	-	-	19	-
	Kurtoed	-	-	-	-
	Minjey	-	-	-	-
	Jarey	-	-	-	-
	Maenbi	-	-	-	-
	Maedtsho	-	-	-	-
	Tsaenkhar	-	-	-	-
Mongar		-	-	2	-
	Balam	-	-	-	-
	Chagsakhar	-	-	-	-
	Dramedtse	-	-	-	-
	Na-Rang	-	-	-	-
	Ngatshang	-	-	-	-
	Shermuhoong	-	-	-	-
	Thang-Rong	-	-	-	-
	Gongdue	-	-	-	-
	Jurmed	-	-	-	-
	Kengkhar	-	-	-	-
	Saling	-	-	2	-
	Silambi	-	-	-	-
	Chhaling	-	-	-	-
	Drepoong	-	-	-	-
	Monggar	-	-	-	-
	Tsakaling	-	-	-	-
	Tsamang	-	-	-	-

Table A4.14 Wool production, by dzongkhag, and by gewog, 2021

		(KG)			
Dzongkhag	Gewog	Yak Wool		Sheep Wool	
		Produced	Sold	Produced	Sold
Paro		-	-	-	-
	Dokar	-	-	-	-
	Loong-nyi	-	-	-	-
	Nagya	-	-	-	-
	Sharpa	-	-	-	-
	Dopshar-ri	-	-	-	-
	Doteng	-	-	-	-
	Hoongrel	-	-	-	-
	Lamgong	-	-	-	-
	Tsento	-	-	-	-
	Wangchang	-	-	-	-
Pema Gatshel		-	-	-	-
	Chhimoong	-	-	-	-
	Chongshing	-	-	-	-
	Dungmaed	-	-	-	-
	Khar	-	-	-	-
	Yurung	-	-	-	-
	Nanong	-	-	-	-
	Shumar	-	-	-	-
	Zobel	-	-	-	-
	Chhoekhorling	-	-	-	-
	Dechhenling	-	-	-	-
	Norboogang	-	-	-	-
Punakha		-	-	-	-
	Barp	-	-	-	-
	Guma	-	-	-	-
	Goenshari	-	-	-	-
	Kabisa	-	-	-	-
	Talog	-	-	-	-
	Toedpaisa	-	-	-	-
	Chhubu	-	-	-	-
	Dzomi	-	-	-	-
	Lingmukha	-	-	-	-
	Shelnga-Bjemi	-	-	-	-
	Toedwang	-	-	-	-

Table A4.14 Wool production, by dzongkhag, and by gewog, 2021

Dzongkhag	Gewog	Yak Wool		Sheep Wool	
		Produced	Sold	Produced	Sold
					(KG)
Samdrup Jongkhar		-	-	-	-
	Dewathang	-	-	-	-
	Gomdar	-	-	-	-
	Orong	-	-	-	-
	Phuentshogthang	-	-	-	-
	Wangphu	-	-	-	-
	Langchenphu	-	-	-	-
	Lauri	-	-	-	-
	Martshala	-	-	-	-
	Pemathang	-	-	-	-
	Samrang	-	-	-	-
	Serthig	-	-	-	-
Samtse		-	-	2,762	623
	Duenchhukha	-	-	-	-
	Dophuchen	-	-	6	-
	Doomtoed	-	-	4	-
	Tading	-	-	516	9
	Norbugang	-	-	101	50
	Phuentshogpelri	-	-	2	-
	Samtse	-	-	-	-
	Norgaygang	-	-	232	177
	Pemaling	-	-	605	126
	Tashichhoeling	-	-	-	-
	Tendruk	-	-	709	204
	Sang-Ngag-Chhoel	-	-	169	-
	Namgyalchhoeling	-	-	414	58
	Ugyentse	-	-	-	-
	Yoeseltse	-	-	7	-
Sarpang		-	-	18	1
	Samtenling	-	-	-	-
	Chhuzanggang	-	-	8	-
	Gelegphu	-	-	-	-
	Jigme Chhoeling	-	-	-	-
	Serzhong	-	-	-	-
	Tareythang	-	-	-	-
	Umling	-	-	-	-
	Dekiling	-	-	10	1
	Chhudzom	-	-	-	-
	Gakiling	-	-	-	-
	Senggey	-	-	-	-
	Shompangkha	-	-	-	-

Table A4.14 Wool production, by dzongkhag, and by gewog, 2021

Dzongkhag	Gewog	Yak Wool		Sheep Wool	
		Produced	Sold	Produced	Sold
					(KG)
Thimphu		108	-	-	-
	Kawang	-	-	-	-
	Lingzhi	-	-	-	-
	Naro	-	-	-	-
	Soe	108	-	-	-
	Chang	-	-	-	-
	Darkarla	-	-	-	-
	Ge-nyen	-	-	-	-
	Maedwang	-	-	-	-
Trashigang		746	100	1,269	362
	Bartsham	-	-	-	-
	Bidoong	-	-	-	-
	Yangnyer	-	-	-	-
	Shongphu	-	-	31	-
	Kanglung	-	-	-	-
	Samkhar	-	-	2	-
	Udzorong	-	-	-	-
	Merag	242	100	653	330
	Phongmed	-	-	2	-
	Radhi	-	-	-	-
	Sagteng	504	-	570	30
	Kangpar	-	-	12	2
	Thrimshing	-	-	-	-
	Khaling	-	-	-	-
	Lumang	-	-	-	-
Trashi Yangtse		-	-	1	-
	Boomdeling	-	-	-	-
	Jamkhar	-	-	1	-
	Tongmajangsa	-	-	-	-
	Yangtse	-	-	-	-
	Ramjar	-	-	-	-
	Khamdang	-	-	-	-
	Toedtsho	-	-	-	-
	Yalang	-	-	-	-
Trongsa		-	-	84	4
	Draagteng	-	-	-	-
	Korphu	-	-	-	-
	Langthil	-	-	-	-
	Nubi	-	-	84	4
	Tangsibji	-	-	-	-

Table A4.14 Wool production, by dzongkhag, and by gewog, 2021

Dzongkhag	Gewog	Yak Wool		Sheep Wool	
		Produced	Sold	Produced	Sold
					(KG)
Tsirang		-	-	5	1
	Barshong	-	-	4	1
	Patshaling	-	-	-	-
	Kilkhorthang	-	-	-	-
	Mendrelgang	-	-	-	-
	Rangthangling	-	-	-	-
	Tsholingkhar	-	-	-	-
	Doonglagang	-	-	-	-
	Gosarling	-	-	-	-
	Sergithang	-	-	-	-
	Pungtenchhu	-	-	1	-
	Semjong	-	-	-	-
	Tsirang Toed	-	-	-	-
Wangdue Phodrang		-	-	420	262
	Athang	-	-	-	-
	Bjenag	-	-	-	-
	Darkar	-	-	-	-
	Gase Tshogongm	-	-	-	-
	Gase Tshowogm	-	-	-	-
	Nahi	-	-	-	-
	Thedtsho	-	-	-	-
	Ruebisa	-	-	-	-
	Dangchhu	-	-	-	-
	Gangteng	-	-	165	100
	Kazhi	-	-	-	-
	Nyishog	-	-	-	-
	Phangyuel	-	-	-	-
	Phobji	-	-	255	162
	Saephu	-	-	-	-
Zhemgang		-	-	-	-
	Bardo	-	-	-	-
	Nangkor	-	-	-	-
	Shingkhar	-	-	-	-
	Trong	-	-	-	-
	Bjoka	-	-	-	-
	Goshing	-	-	-	-
	Ngangla	-	-	-	-
	Phangkhar	-	-	-	-
TOTAL		862	100	4,910	1,310





QUESTIONNAIRE

དཔལ་ལྷན་འབྲུག་གཞུང་།
རྒྱལ་ཡོངས་ཕྱིས་དབྱུང་བཀོད་འཛོལ།

National Statistics Bureau
Royal Government of Bhutan



2021 LIVESTOCK CENSUS OF BHUTAN

MODULE 1: IDENTIFICATION

A1_Dzongkhag	<input type="text" value="Prefilled"/>
A2_Gewog	<input type="text" value="Prefilled"/>
A4_Chiwog	<input type="text"/>
A5_Village	<input type="text"/>
A1_Type of holding Permanent: households permanently residing in the village and rearing livestock. Temporary: Transient holdings rearing livestock. E.g. DANTAK workers, PWD camps, teachers separately rearing livestock	01-Permanent 02-Temporary 03-Institutional (>>A2_) <input type="text"/>
A7_House Number	<input type="text"/>
A8_Thram Number	<input type="text"/>
A2_Location of the holding	01-Rural 02-Urban <input type="text"/>
A9_Respondent Name	<input type="text"/>
A9_1_Household Serial No.	<input type="text"/>
A9_2_Name of Institution	<input type="text"/>
A10_Contact number of the respondent	<input type="text"/>
A11_Tap to record the date of Enumeration	<input type="text"/>
A12_Tap to record GPS <i>Please ensure that your GPS location is switched on before collecting the data. Please be outside of the house or out in an open space to collect the GPS location data.</i>	<input type="text"/>

MODULE 2: LIVESTOCK BOVINE POPULATION

<p>B1. Did you or your household rear any LIVESTOCK during the reference year? <i>Reference year: The census reference period is from Jan - Dec. 2021.</i></p>	<p>01-Yes 02-No (>>B3)</p> <input type="checkbox"/>
<p>B2_1. What LIVESTOCK BREED do you have on this day? Please select all that apply.</p>	<p>01-Jersey Pure <input type="checkbox"/> 02-Jersey Cross <input type="checkbox"/> 03-Brown Swiss Pure <input type="checkbox"/> 04-Brown Swiss Cross <input type="checkbox"/> 05-Karan Fries/Holstein-Friesian <input type="checkbox"/> 06-Mithun Pure <input type="checkbox"/> 07-Jatsha-Jatsham <input type="checkbox"/> 08-Yanku-Yankum <input type="checkbox"/> 09-Doeb-Doebum <input type="checkbox"/> 10-Doethra-Doethram <input type="checkbox"/> 11-Nublang-Thrabum <input type="checkbox"/> 12-Jaba <input type="checkbox"/> 13-Buffalo <input type="checkbox"/> 14-Yak <input type="checkbox"/> 15-Zo/Zom (Goleng) <input type="checkbox"/></p>
<p>B2_2. Do you have Calf less than 1 year?</p>	<p>01-Yes 02-No (>>B2_3)</p> <input type="checkbox"/>
<p>B2_2_1. Total no of male calf less than 1yr</p>	<input type="text"/>
<p>B2_2_2. Total no of female calf less than 1yr</p>	<input type="text"/>
<p>B2_3. Total no of Heifer (Yarbu/ Korali/ Batham) <i>Heifers are those young female cattle that have not yet given birth. If there is none, indicate with number zero.</i></p>	<input type="text"/>
<p>B2_4. Total no of Milching <i>Those female cattle that are lactating. If there is none, indicate with number zero.</i></p>	<input type="text"/>
<p>B2_5. Total no of Dry <i>Dry are those female cattle that are not lactating at the time of census enumeration. If there is none, indicate with number zero.</i></p>	<input type="text"/>
<p>B2_7. Total no of Bull <i>Include all types of bull. If there is none, indicate with number zero.</i></p>	<input type="text"/>
<p>B2_6. Total no of Breeding Bull (Phalang/Bew Goru/ Phatoka) <i>Bulls kept especially for the purpose of breeding. From the total bulls declared, how many are breeding bulls? If there is none, indicate with number zero.</i></p>	<input type="text"/>

<p>B2_8. Total no of Bullock <i>Bulls kept especially for the purpose of ploughing the field. If there is none, indicate with number zero. of the total bull declared, how many are bullock used for ploughing?</i></p>	<input type="text"/>
<p>B2_10. Were there any livestock bovine deaths during the reference year? <i>Death could be from different sources such as natural deaths, wild-life predation, slaughter, accidents, etc.</i></p>	<p>01-Yes <input type="checkbox"/> 02-No (>>L1) <input type="checkbox"/></p>
<p>B2_11. What LIVESTOCK BREED death did you have during the reference year? Please select all that apply.</p>	<p>01-Jersey Pure <input type="checkbox"/> 02-Jersey Cross <input type="checkbox"/> 03-Brown Swiss Pure <input type="checkbox"/> 04-Brown Swiss Cross <input type="checkbox"/> 05-Karan Fries/Holstein-Friesian <input type="checkbox"/> 06-Mithun Pure <input type="checkbox"/> 07-Jatsha-Jatsham <input type="checkbox"/> 08-Yanku-Yankum <input type="checkbox"/> 09-Doeb-Doebum <input type="checkbox"/> 10-Doethra-Doethram <input type="checkbox"/> 11-Nublang-Thrabum <input type="checkbox"/> 12-Jaba <input type="checkbox"/> 13-Buffalo <input type="checkbox"/> 14-Yak15-Zo/Zom (Goleng) <input type="checkbox"/></p>
<p>B2_12. Total no of Death</p>	<input type="text"/>
<p>B2_13. What were the top 3 main reasons for Death?</p>	<p>01-Disease <input type="checkbox"/> 02-Wildlife Depredation (death due to Tiger, bear, etc.) <input type="checkbox"/> 03-Natural Death (e.g. old age) <input type="checkbox"/> 04-Accident <input type="checkbox"/> 96-Others (>>B2_14) <input type="checkbox"/></p>
<p>B2_14. Others (Specify)</p>	<input type="text"/>
<p>L1. Did the household lose any live bovine livestock during the reference year?</p>	<p>01-Yes <input type="checkbox"/> 02-No (>>B3) <input type="checkbox"/></p>
<p>L2. What LIVESTOCK BREED did you lose during the reference year? Please select all that apply.</p>	<p>01-Jersey Pure <input type="checkbox"/> 02-Jersey Cross <input type="checkbox"/> 03-Brown Swiss Pure <input type="checkbox"/> 04-Brown Swiss Cross <input type="checkbox"/> 05-Karan Fries/Holstein-Friesian <input type="checkbox"/> 06-Mithun Pure <input type="checkbox"/> 07-Jatsha-Jatsham <input type="checkbox"/> 08-Yanku-Yankum <input type="checkbox"/> 09-Doeb-Doebum <input type="checkbox"/> 10-Doethra-Doethram <input type="checkbox"/> 11-Nublang-Thrabum <input type="checkbox"/> 12-Jaba <input type="checkbox"/> 13-Buffalo <input type="checkbox"/> 14-Yak15-Zo/Zom (Goleng) <input type="checkbox"/></p>
<p>L2_1. Total no Lost</p>	<input type="text"/>

MODULE 3: OTHER LIVESTOCK POPULATION

<p>B3. Did you or your household keep any OTHER LIVESTOCK during the reference year? <i>Other livestock includes Equine, pig, poultry, turkey, sheep, goat, cat and utility dog.</i></p>	<p>01-Yes 02-No (>>B7)</p> <input type="checkbox"/>
<p>B4_1. What OTHER LIVESTOCK do you have on this day? Please select all that apply.</p>	<p>01-Horse 02-Pig 03-Poultry (>>B4_2; B4_3; B4_4a; B4_4b) 04-Turkey (>>B4_4; B4_5) 05-Sheep 06-Goat 07-Cat (>>B4_6a) 08-Dog (Utility/Pet) I (>>B4_6a)</p> <input type="checkbox"/> <input type="checkbox"/> <input type="checkbox"/> <input type="checkbox"/> <input type="checkbox"/>
<p>B4_2. Total no of local male <i>If there is none, indicate with number zero.</i></p>	<input type="text"/>
<p>B4_3. Total no of local female <i>If there is none, indicate with number zero.</i></p>	<input type="text"/>
<p>B4_4. Total no of improved male <i>If there is none, indicate with number zero.</i></p>	<input type="text"/>
<p>B4_5. Total no of improved female <i>If there is none, indicate with number zero.</i></p>	<input type="text"/>
<p>B4_4a. Total no of broiler <i>If there is none, indicate with number zero.</i></p>	<input type="text"/>
<p>B4_4b. Total no of layer <i>If there is none, indicate with number zero.</i></p>	<input type="text"/>
<p>B4_5a. Total no of Mule (Drey/Khachar) <i>A mule is the offspring of a male donkey (jack) and a female horse (ma re). If there is none, indicate with number zero.</i></p>	<input type="text"/>
<p>B4_5b. Total no of Donkey (Bongku/Gadha) <i>If there is none, indicate with number zero.</i></p>	<input type="text"/>
<p>B4_6a. Total no <i>If there is none, indicate with number zero.</i></p>	<input type="text"/>
<p>B4_6. Were there any OTHER LIVESTOCK DEATH during the reference year? <i>Death could be from different sources such as natural deaths, wild-life predation, slaughter, accidents, etc.</i></p>	<p>01-Yes 02-No (>>L1_Other)</p> <input type="checkbox"/>

B4_7. What OTHER LIVESTOCK death did you have during the reference year? Please select all that apply.	01-Equine (Horse) <input type="checkbox"/> 02-Pig <input type="checkbox"/> 03-Poultry <input type="checkbox"/> 04-Turkey <input type="checkbox"/> 05-Sheep <input type="checkbox"/> 06-Goat <input type="checkbox"/> 07-Cat <input type="checkbox"/> 08-Dog (Utility/Pet) <input type="checkbox"/>
B4_7a. Total no of Death	<input type="text"/>
B4_7b. What were the top 3 main reasons for Death?	01-Disease <input type="checkbox"/> 02-Wildlife Depredation (death due to Tiger, bear, etc.) <input type="checkbox"/> 03-Natural Death (e.g. old age) <input type="checkbox"/> 04-Accident <input type="checkbox"/> 96-Others (>>B4_7c) <input type="checkbox"/>
B4_7c. Others (Specify)	<input type="text"/>
L1_Other. Did the household lose any other live livestock during the reference year? <i>Lost refers to those live livestock that are lost and the farmer does not know their whereabouts.</i>	01-Yes <input type="checkbox"/> 02-No (>>B7) <input type="checkbox"/>
L2_Other. What Other LIVESTOCK BREED did you lose during the reference year? Please select all that apply.	01-Equine (Horse) <input type="checkbox"/> 02-Pig <input type="checkbox"/> 03-Poultry <input type="checkbox"/> 04-Turkey <input type="checkbox"/> 05-Sheep <input type="checkbox"/> 06-Goat <input type="checkbox"/> 07-Cat <input type="checkbox"/> 08-Dog (Utility/Pet) <input type="checkbox"/>
L2_1_Other. Total no lost	<input type="text"/>

MODULE 4: AQUACULTURE

B7. Did you or your household rear any FISH?	01-Yes 02-No (>>B9_1)	<input type="checkbox"/>
B8_3. Total no of Fish Pond. <i>Please add all the fish ponds that the farmer has. Do not add the ponds that are not functional.</i>	<input type="text"/>	
B8_4. Total area covered by Fish Pond (in square meters) <i>Please add the area of all fish ponds that the farmer has</i>	<input type="text"/>	
B8_1. What FISH do you rear? Please select all that apply.	01-Comp. Carp 02 -Grass Carp 03-Rohu 04-Cattla 05-Brown Trout 06-Rainbow Trout 07-Snow Trout 08-Mrigal 09-Silver Carp 10-Sturgeon 11-Guppy 12-Molly 13-Koi Carp 14-Angel 15-Golden Mahseer 96-Others (>>B8_1a)	<input type="checkbox"/> <input type="checkbox"/> <input type="checkbox"/> <input type="checkbox"/> <input type="checkbox"/> <input type="checkbox"/> <input type="checkbox"/> <input type="checkbox"/> <input type="checkbox"/> <input type="checkbox"/> <input type="checkbox"/> <input type="checkbox"/> <input type="checkbox"/> <input type="checkbox"/>
B8_1a. Others (Specify)	<input type="text"/>	
B8_2. Total no. of Fishes in the ponds on this day. <i>Please add all the Fishes that the farmer has in the fish ponds.</i>	<input type="text"/>	

MODULE 5: APICULTURE

B9_1. Did you or your household practice Apiculture? <i>Apiculture refers to the rearing of bees.</i>	01-Yes 02-No (>>B12)	<input type="checkbox"/>
B9_1. What type of BEE do you have? Please select all that apply. <i>Local bees are those bees that are indigenous to the place. Improved bees are those that are being introduced by the government to boost production and better maintenance.</i>	01-Local Bees 02-Improved Bees	<input type="checkbox"/>
B9_2. Total no. of LOCAL BEEHIVES	<input type="text"/>	
B9_3. Total no. of IMPROVED BEEHIVES	<input type="text"/>	

MODULE 6: LIVESTOCK PRODUCTION

<p>B12. Did you produce any DAIRY PRODUCTS during the reference year? <i>Dairy products are milk, butter, cheese and chugo.</i></p>	<p>01-Yes 02-No (>>B18_1) <input type="checkbox"/></p>
<p>B13_1. What DAIRY PRODUCTS did you produce during the reference year? Please select all that apply.</p>	<p>01-Milk (>>B13_2_1; B13_3; B13_4_1; B13_5) <input type="checkbox"/></p> <p>02-Butter (>>B13_2_2; B13_4_2; B13_6) <input type="checkbox"/></p> <p>03-Cheese (>>B13_2_2; B13_4_2; B13_6) <input type="checkbox"/></p> <p>04-Chugo (>>B13_2_2; B13_4_2; B13_6) <input type="checkbox"/></p>
<p>B13_2_1. Total Qty. Produced (ltr.) <i>Total production should be the sum of all for the reference year.</i></p>	<input type="text"/>
<p>B13_2_2. Total Qty. Produced (KG) <i>Total production should be the sum of all for the reference year.</i></p>	<input type="text"/>
<p>B13_3. Total Qty. Processed (ltr.) <i>Quantity processed should be only the quantity used for processing at your home.</i></p>	<input type="text"/>
<p>B13_4_1. Total Qty. Consumed (Ltr.)</p>	<input type="text"/>
<p>B13_4_2. Total Qty. Consumed (KG)</p>	<input type="text"/>
<p>B13_5. Total Qty. Sold (Ltr.)</p>	<input type="text"/>
<p>B13_6. Total Qty. Sold (KG)</p>	<input type="text"/>
<p>B14. Did your household produce MEAT during the reference year? <i>Total meat produced should include meat produced from different sources such as natural deaths, wild-life predation, slaughter, etc.</i></p>	<p>01-Yes 02-No (>>B16) <input type="checkbox"/></p>
<p>B15_1. What type of MEAT did you produce during the reference year? Please select all that apply.</p>	<p>01-Pork <input type="checkbox"/></p> <p>02-Beef <input type="checkbox"/></p> <p>03-Yak meat <input type="checkbox"/></p> <p>04-Chevon (goat meat) <input type="checkbox"/></p> <p>05-Chicken <input type="checkbox"/></p> <p>06-Fish <input type="checkbox"/></p> <p>07-Mutton (sheep meat) <input type="checkbox"/></p>
<p>B15_2. Total Qty. Produced (KG)</p>	<input type="text"/>
<p>B15_3. Total Qty. Sold (KG)</p>	<input type="text"/>

B16. Did your household produce any EGGS/WOOL/HONEY during the reference year?	01-Yes 02-No (>>B18_1)	<input type="checkbox"/>
B16_1. Which of the following did you produce during the reference year? Please select all that apply.	01-Egg (>>B16_1a; B16_1b) 02-Yak wool (>>B16_2; B16_3) 03-Sheep wool (>>B16_2; B16_3) 04-Honey (>>B16_2; B16_3)	<input type="checkbox"/> <input type="checkbox"/> <input type="checkbox"/>
B16_1a. Total Produced (No)	<input type="text"/>	
B16_1b. Total Sold (no)	<input type="text"/>	
B16_2. Total Qty. Produced (KG)	<input type="text"/>	
B16_3. Total Qty. Sold (KG)	<input type="text"/>	

MODULE 7: BREEDING AND FODDER

B18_1. Did you avail AI services for your cattle during the reference year? <i>Artificial insemination (AI) is a method of breeding cattle using frozen semen.</i>	01-Yes 02-No (>>B18_5)	<input type="checkbox"/>
B18_2. Total no of AI availed <i>Indicate with zero if no AI was performed.</i>	<input type="text"/>	
B18_2_1. Were there any AI services availed last year?	01-Yes 02-No (>>B18_5)	<input type="checkbox"/>
B18_3. Total no of male progeny born from the previous year AI services	<input type="text"/>	
B18_4. Total no of female progeny born from the previous year AI services	<input type="text"/>	
B18_5. Did your household have land area under pasture cultivation during the reference year?	01-Yes 02-No (>>B19_1)	<input type="checkbox"/>
B18_6. Total land area under Improved pastures (in Acre) <i>Improved pasture means grazing lands that are developed through improved seeds such as Grass mixture, Ruzi, Pasplum, Molasses grass, etc.</i>	<input type="text"/>	
B18_7. Total land area under Winter Fodder (in Acre) cultivation. <i>Winter Fodder is the feed that is made available to feed the livestock during the winter when pasture is not available. E.g. oats, maize, swede, turnip, etc.</i>	<input type="text"/>	
B18_8. Total number of fodder trees planted	<input type="text"/>	

MODULE 8: BIOGAS

B19_1. Do you have Biogas?	01-Yes 02-No (>>B20_1)	<input type="checkbox"/>
B19_2. Select the size type	01-4 cubic metre 02-6 cubic metre 03-8 cubic metre 04-10 cubic metre 96-Others (>>B19_3)	<input type="checkbox"/>
B19_3. Others (Specify)	<input type="text"/>	
B19_4. Is it functional?	01-Yes 02-No	<input type="checkbox"/>

MODULE 9: MIGRATION

B20_1. Do you practice Livestock Migration?	01-Yes 02-No (>>B20_7)	<input type="checkbox"/>
B20_2. Select the migration type	01-Inter-Migration (dzongkhag to dzongkhag) (>>B20_3) 02-Intra-Migration (within dzongkhag) (>>B20_5)	<input type="checkbox"/>
B20_3. Select the dzongkhag migrated to (>>B20_4) <i>Select the dzongkhag that the livestock herd have spent maximum period at.</i>	11-Bumthang 12-Chhukha 13-Dagana 14-Gasa 15-Haa And 15 other symbols [2]	<input type="checkbox"/>
B20_4. Select the gewog migrated to	1101-Chhoekhor 1102-Chhumig 1103-Tang 1104-Ura 1201-Bjagchhog And 189 other symbols [1]	<input type="checkbox"/>
B20_5. Select the dzongkhag you are at. (>>B20_6) <i>Please select the point of enumeration dzongkhag by yourself.</i>	11-Bumthang 12-Chhukha 13-Dagana 14-Gasa 15-Haa And 15 other symbols [2]	<input type="checkbox"/>
B20_6. Select the gewog migrated to	1101-Chhoekhor 1102-Chhumig 1103-Tang 1104-Ura 1201-Bjagchhog And 189 other symbols [1]	<input type="checkbox"/>
B20_7. Tap to End Time	<input type="text"/>	





National Statistics Bureau

P O # : 338

Thimphu : Bhutan



Telephone # : +975 2 333296


+975 2 335848

Fax # : +975 2 323069



www.nsb.gov.bt

ISBN 978-99936-28-95-8



9 789993 628958