

# District Development Programme - Dhule



## SUMMARY OF IMPACT ASSESSMENT

LHWRF is one of the very few Foundations that have adopted the District Development Approach. Under this approach, the selection of districts is based on their poor performance in the HDI indicators irrespective of the fact whether there were any plants or working sites of Lupin Ltd. in the district or region.

Dhule was selected under the District Development Program of LHWRF in 2010 because of its backwardness and poor development indicators. The programs are broadly divided into four thematic areas – Economic Development, Social Development, Infrastructure Development and Natural Resource Management.

Impact assesment conducted by



# Economic Development



District Development  
Programme- Dhule

IMPACT RATING  
Moderate



## AGRICULTURE

Yield Enhancement : 5.69  
(Staple Crop) SROI

Yield Enhancement : 12.2  
(Commercial Crop) SROI

Land Leveling : 7.4 SROI

40%

Increase in annual average farm income

62%

Farmers experienced increase in crop yield

90%

Farmers rated the support as effective

78%

Farmers experienced improvement in  
crop fertility & texture

## ANIMAL HUSBANDRY

Dairy: 5.91 SROI

Goatry: 4.76 SROI

Poultry: 2.24 SROI

44%

Increase in annual average farm income

45%

Farmers are first time livestock and poultry rearers

71%

Farmers rated the quality of breed support  
as good

INR 20000

Monthly income earned by dairy farmers  
linked with milk collection centers

## SKILL & ENTERPRISE DEVELOPMENT

SROI : 5.04

52%

Increase in annual average income

45%

Beneficiaries had setup their own enterprise

26%

Trainees got job post completion of course

3.65 / 5

Overall rating by beneficiaries

## WOMEN EMPOWERMENT

12%

Increase in annual average income

94%

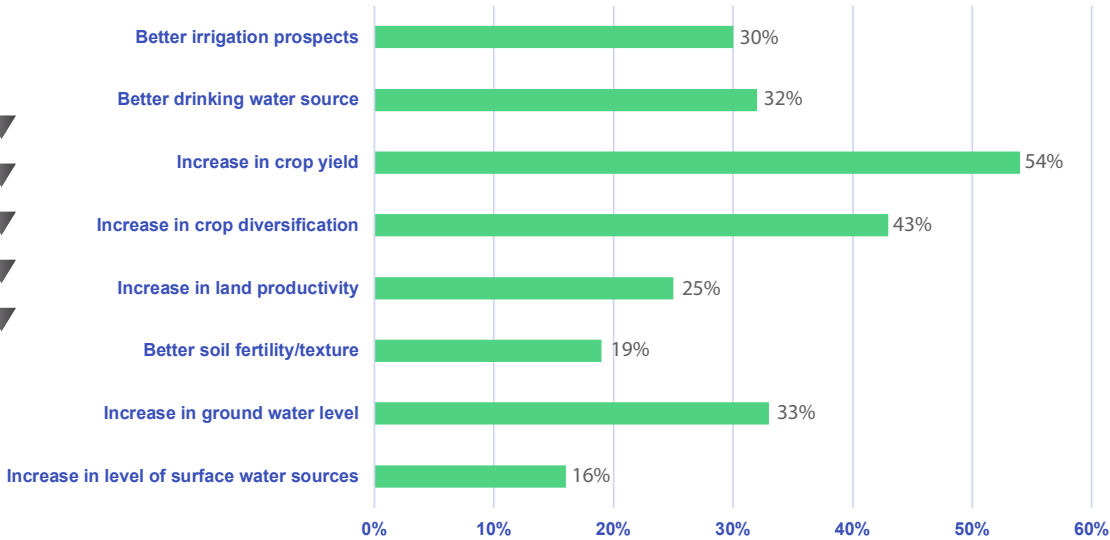
Women started saving money in  
bank account

67%

Women availed loan for the first time

# Natural Resource Management

Ways in which this intervention helped the beneficiaries



## Average Annual Income ( In INR )



**42% increase in annual average income**



District Development Programme- Dhule

**IMPACT RATING SIGNIFICANT**

**42%**  
Increase in annual average farm income

**12** RESPONSIBLE CONSUMPTION AND PRODUCTION



**13** CLIMATE ACTION



**15** LIFE ON LAND



# Social & Infrastructure Development




District Development  
Programme- Dhule

IMPACT RANKINGS

Infrastructure Development  
Significant

Social Development  
Significant



SUPPORT  
TO SCs /  
PHCs

25

Health center delivering better and  
improved health care services

IHBP  
TRAININGS

Significant

Increase in knowledge of adolescent  
girls about menstrual hygiene practices

EYE  
CATARACT  
OPERATIONS

86%

Elderly experienced improvement in  
their vision post cataract operations

Support to  
AWCs

80%

Anganwadis experienced increase in  
children's participation and development  
post support

## Impact of Education Program

Improvement in attendance rate and academic  
performance of students

Improvement in digital skills of students and teachers

Better quality of education

## INFRASTRUCTURE DEVELOPMENT

61%

Beneficiaries are extremely satisfied  
with quality of infrastructure  
developed

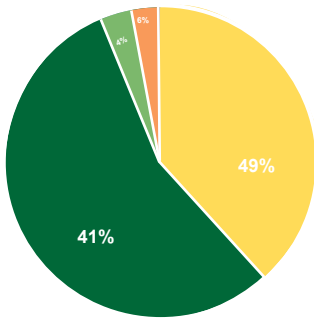
74%

Reduction in stock wastage and  
increase in ease of selling stock  
& materials

# Brand Equity

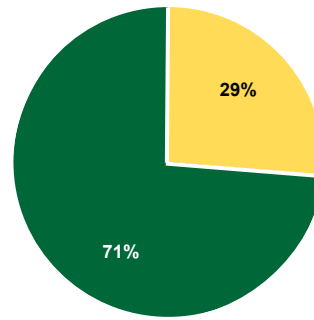
Familiarity with the brand 'Lupin

very familiar somewhat familiar not so familiar not at all familiar



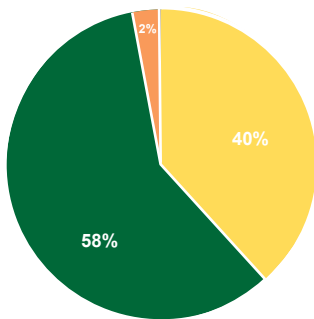
Awareness about company's core business

Yes No



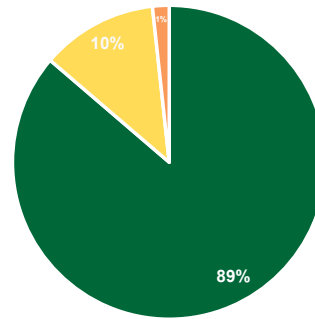
Change in perceptions about the company

Yes significantly Moderately Not so much

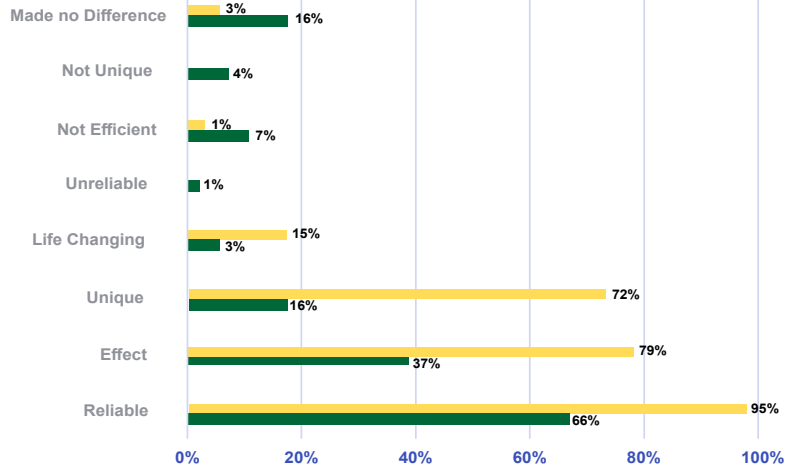


Possible association in the future

Yes No Maybe



Change in perceptions about company post program



## About Lupin Ltd.



Established in India in 1968, Lupin Ltd. is the leading global pharmaceutical company in India. Lupin has expanded and grown manifold since its inception in 1968. It operates in 11 countries across six continents, allowing for safe and reliable delivery of medicines to patients across 100+ countries, establishing itself as the world's 10th largest generic pharma company. It has 15 state-of-the-art manufacturing facilities spread across India, US, Brazil and Mexico.

## About LHWRF



Lupin Human Welfare and Research Foundation (LHWRF) is the CSR Arm of Lupin Ltd, founded by Dr. Desh Bandhu Gupta in 1988. In its journey spanning over three years, the foundation has implemented CSR Programs in 9 States, 23 Districts, 88 Blocks and 5431 Villages through 20 Centres impacting 1.45 million beneficiaries from 265404 upgraded families. The interventions are broadly divided into four thematic areas viz. Economic Development, Social Development, Infrastructure Development and Natural Resource Management, across 10 sub-sectors

The foundation works extensively with various government and non-government partners, international development agencies, and like-minded philanthropic organizations to mobilize additional resources and extend its reach to several more isolated and underserved populations, covering a large majority of landless tribal, scheduled caste, and minority populations in target geographies

## About CSRBOX



**CSRBOX** is a social impact strategy practice organisation. We work with companies and philanthropic organisations for better CSR and social impact program design, pre-project to post-project handholding and impact assessment. We embed technology solutions for responding to social problems at a scale. We work at PAN-India level with our Teams in Delhi, Gurgaon, Mumbai, Pune, Ahmedabad, Bharuch and Bangalore. We are also an executive committee member of Bharat Digital Platform under the aegis of the Principal Scientific Advisor to the Government of India. We spearhead two collaborative platforms; India Livelihood Collective and IMPAct4Nutrition.

Visit us at <https://csrbox.org/about-CSRBOX>.