



VISTAVIEW RETRACTABLE SCREENS

Engineered to be a remarkably simple solution for all large openings. Technology is based on the classic, proven, spring and roll tube method of retraction.

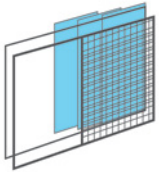
No overly complicated systems of cables, or unsightly pleated mesh. VistaView™ is built using the same technology that has been the industry standard for 20 years. VistaView™ is the largest true retractable screen for your project



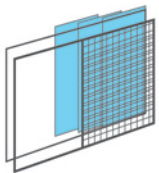
Perfect for Bi-Fold Doors, Multi-Slide Doors or any large opening

VISTAVIEW RETRACTABLE SCREENS

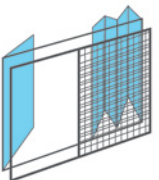
All Door Types (Interior)



Liftslide Doors



Multi-Sliding Doors



Bi-Fold Doors



Captured Edge Technology

Zipper Welded to Mesh Edges

Locks Screen Mesh in Tight

Strength to Withstand High Winds

Resistant to Accidental Impacts




CAPTURED EDGE TECHNOLOGY



HAND BRAKE SYSTEM



100 MPH WIND RATING



CUSTOM FIT



Hand Brake System

A self locking brake allows you to stop the screen in any position along the track.

VISTAVIEW RETRACTABLE SCREENS

VistaView™ uses a secure zippered track that keeps the screen tight and prevents blowouts. This screen to track retention gives VistaView™ a wind rating of 100+ mph.


VistaView™ channel and recessed cup allows for the track to be easily recessed by builders to give a flush finish.

Large Openings

Maximum overall dimension 29'6" x 11'3" double screen, and 14'9" x 11'3" single screen.

Color Options

Black, White, Bronze and optional Clear Anodize



Distributed by Loewen Inc. in the USA and C.P. Loewen Enterprises Ltd. in Canada and internationally. Trade Marks owned by C.P. Loewen Enterprises Ltd. Used under license. © C.P. Loewen Enterprises Ltd. All rights reserved.

P0483A_0616

loewen.com