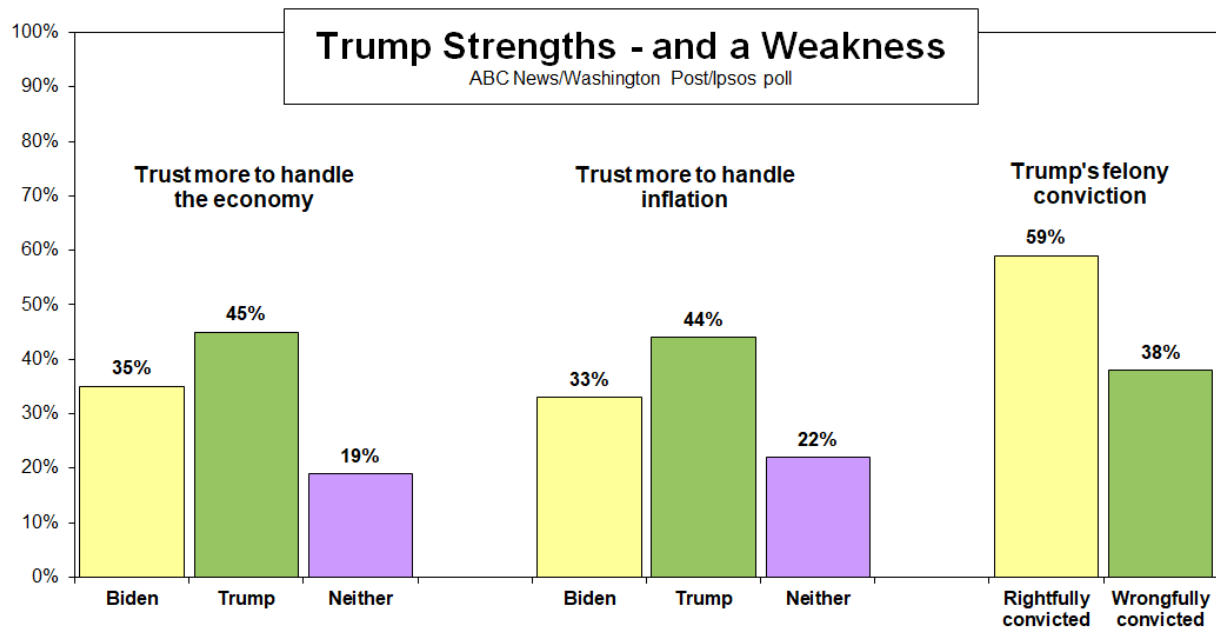


Convention Ahead, Trump Leads on Top Issues – Yet Faces Obstacles of His Own

Donald Trump stands at the doorstep of his third nomination for the presidency with an advantage in trust to handle top issues in the election, yet challenges – including his felony convictions – that so far have prevented him from fully capitalizing on Joe Biden's missteps.

As reported [Thursday](#), the two run evenly in the latest ABC News/Washington Post/Ipsos poll, even as two-thirds of Americans say Biden should step aside given his debate performance, 85 percent say he's too old for another term and Trump leads by wide margins in perceived mental sharpness and physical health.

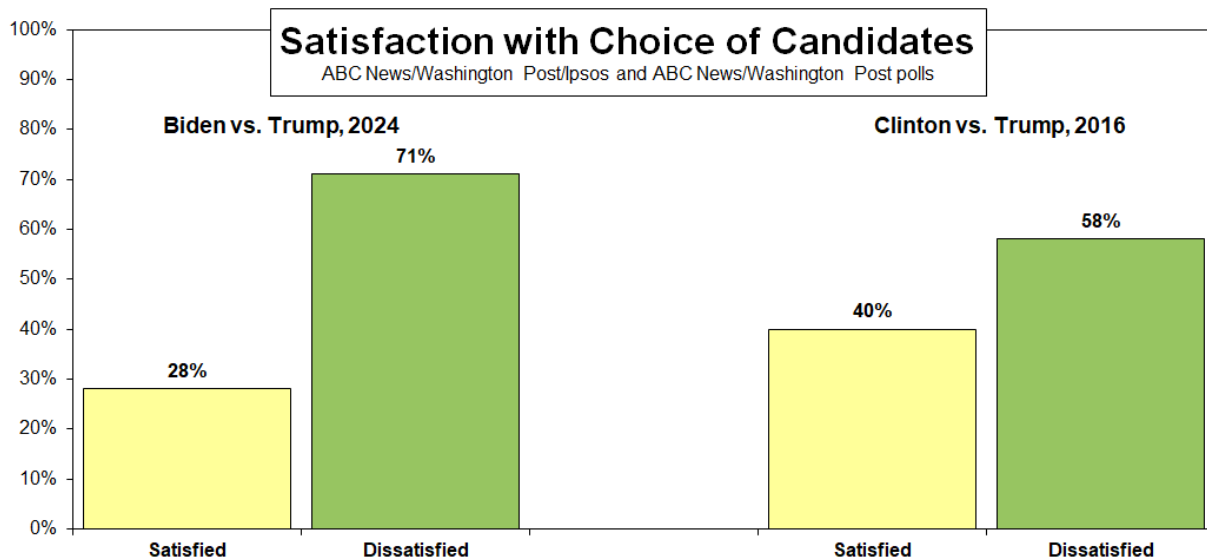
Trump's own shortcomings help explain why. Among them, 59 percent of Americans say he was rightfully convicted of 34 felonies in a New York court; many fewer, 38 percent, accept his claim that the convictions were unjust. Indeed, 49 percent think he should be sentenced to prison for those crimes, while 47 percent think not.



In a potential risk, 22 percent of Trump's backers say that if he were jailed they'd reconsider (16 percent) or drop (6 percent) their support for him. That said, about as many in [April](#) said they'd reconsider or give up on Trump if he were convicted of those felonies. He was; his support has held up regardless – but did not advance, even with Biden's difficulties.

A criminal record isn't Trump's only problem in this poll, produced for ABC by [Langer Research Associates](#), with fieldwork by [Ipsos](#). He trails Biden in personal popularity, in being seen as honest and trustworthy, and, more narrowly, in "protecting American democracy." And polarization is such that among people who don't support Trump now, 90 percent say they wouldn't consider doing so.

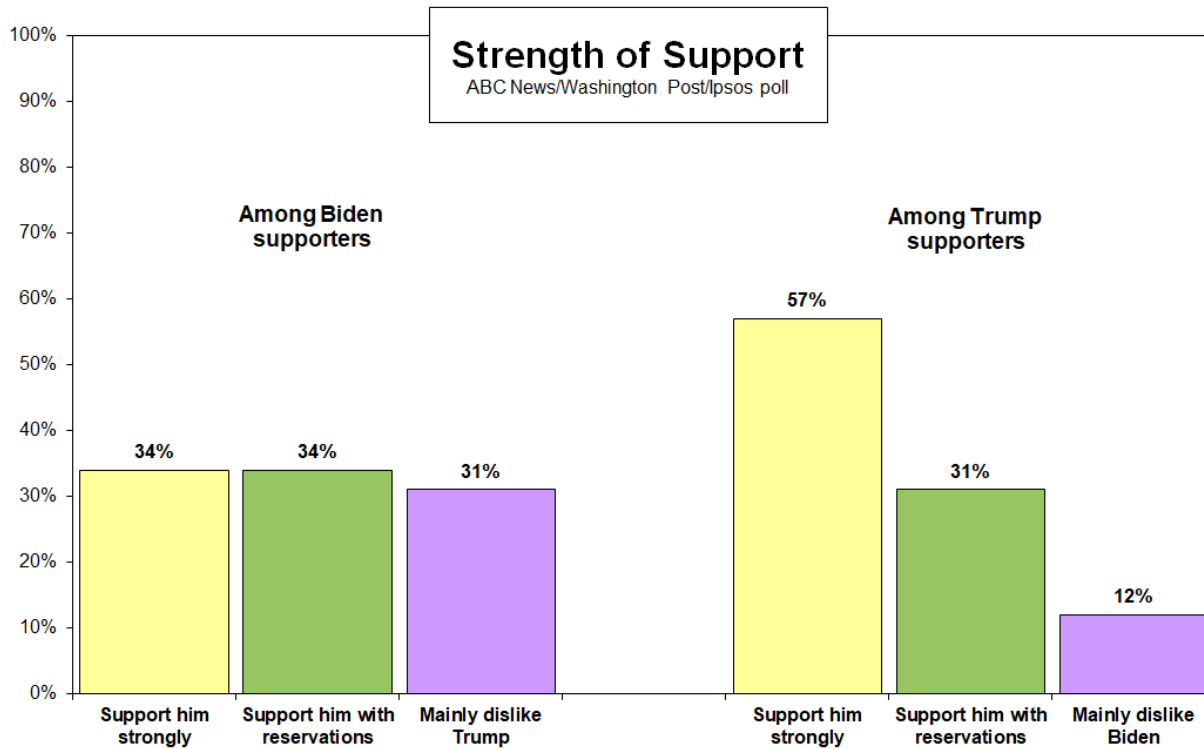
Biden faces essentially the same rejection among those who don't back him already, and the level of discontent with both candidates is remarkable. Seventy-one percent of Americans say they're dissatisfied with the choice of Biden or Trump as the major party presidential nominees. That blows away the number who were dissatisfied with the Trump-Hillary Clinton matchup in 2016, 58 percent – a race that then took the cake for unpopular candidates.



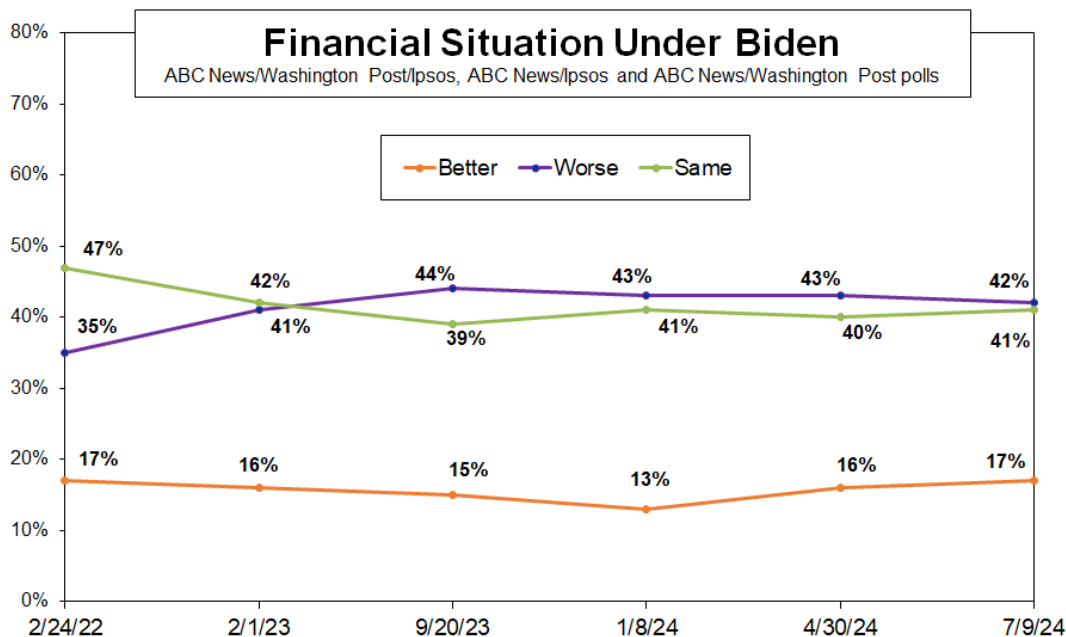
STRENGTHS – Trump's support is deeper than Biden's – 57 percent of Trump supporters strongly favor him, while just 34 percent of Biden's supporters strongly back their candidate. And Biden's strong support is down 10 percentage points from April after his widely criticized performance in the June 27 debate.

Notably, three in 10 Biden supporters say they're mainly motivated not by support for Biden but by dislike of Trump. In contrast, just 12 percent of Trump's supporters mainly dislike Biden. Given that dislike can be a motivator, this result helps Biden counter Trump's strong support.

To be sure, not all of Trump's supporters are thrilled with the contest: Fifty percent say they're dissatisfied with the choice of Biden or Trump. But among Biden's supporters, dissatisfaction with the choice of candidates soars to 82 percent.



ISSUES – The long hangover from 2022’s 40-year-high in inflation may be Trump’s best calling card. Forty-two percent of Americans say they’re in worse shape financially now than when Biden took office; only 17 percent are better off. Four in 10 or more have felt worse off steadily since February 2023 – the most, for the longest period, in available data since the Reagan years.



Given the inflation burn, 89 percent of Americans call the economy highly important in their vote, and 85 percent say the same about rising prices in particular, the two top issues out of 11 tested in this survey. Trump leads Biden by 10 points in trust to handle the economy, 11 points on inflation.

Trump also leads, by 14 points, in trust to handle immigration, though many fewer, 66 percent, cite this as a top issue; by 9 points in trust to handle the Israel/Hamas war (last in high importance) and 7 points on crime and safety.

Biden, for his part, leads by double digits on a single issue tested – 13 points on access to abortion, second to last on the importance list. He has 6-point leads on protecting democracy and handling health care and 4 points on appointments to the U.S. Supreme Court.

Still, it’s notable that Trump did not improve on any of these measures in the aftermath of the debate two weeks ago. The only meaningful shift was in the other direction, on protecting American democracy – from a dead heat in April to Biden’s +6 now.

METHODOLOGY – This ABC News/Washington Post/Ipsos poll was conducted online via the probability-based Ipsos KnowledgePanel® July 5-9, 2024, in English and Spanish, among a random national sample of 2,431 adults. Partisan divisions are 32-29-27 percent, Democrats-Republicans-independents. Results have a margin of [sampling error](#) of 2 percentage points, including the design effect, for the full sample. Sampling error is not the only source of differences in polls.

The survey was produced for ABC News by [Langer Research Associates](#), with sampling and data collection by Ipsos. See details on ABC News survey methodology [here](#).

Analysis by Gary Langer.

ABC News polls can be found at ABCNEWS.com. Join our [mailing list](#) to get updates on all new poll releases. Media contacts: [Van Scott](#) (212-456-7243) or [Brooks Lancaster](#).

Full results follow.

Q2, 5, 10, 12-13, 16-25, 30-31 previously released.

1. Thinking ahead, how likely are you to vote in the presidential election in November?

	Absolutely certain to vote	Probably will vote	Chances are 50/50	Less likely than that	Skip
7/9/24	62	10	8	20	*
4/30/24	60	11	8	21	*

3. (IF BIDEN, TRUMP, OR SOMEONE ELSE) Which best describes your support for (Biden/Trump/candidate specified)?

Strongly support named candidate	Support candidate with reservations	Mainly dislike other candidate(s)	Skip
----------------------------------	-------------------------------------	-----------------------------------	------

(Rotated with Q9)

9. (IF NOT BIDEN IN Q2, Q4, Q5, Q6) Would you consider voting for Biden, or would you definitely not vote for him?

	Consider voting for Biden	Definitely not vote for him	Skip
7/9/24	8	92	1
7/9/24 RV	5	95	1

(Rotated with Q8)

11. (IF NOT HARRIS IN Q10) Would you consider voting for Harris, or would you definitely not vote for her?

	Consider voting for Harris	Definitely not vote for her	Skip
7/9/24	9	90	1
7/9/24 RV	7	92	1

14. Assuming you vote for president in November, how important will each of these issues be in your choice of which candidate to support?

7/9/24 - Summary table

	---- More important ----			----- Less important -----			Skip
	NET	One of the single most	Very imp.	NET	Somewhat imp.	Less imp. than that	
a. The economy	89	46	43	11	9	2	1
b. The immigration situation at the U.S.-Mexico border	66	34	32	33	24	10	1
c. Health care	74	27	48	25	20	5	*
d. Access to abortion	57	26	31	42	19	23	1
e. Gun violence	64	23	40	36	23	13	*
f. Inflation, meaning rising prices	85	45	40	14	11	3	1
g. The war between Israel and Hamas	44	11	34	55	35	20	1
h. Crime and safety	75	28	47	24	19	5	1
i. Protecting American democracy	79	42	38	20	13	7	1
j. Appointments to the U.S. Supreme Court	67	26	41	32	22	10	1
k. The candidates' fitness for office	72	24	48	27	20	8	*

Trend:

a. the economy

	----- More important -----			----- Less important -----			Skp
	NET	One of the single most important	Very important	NET	Somewhat important	Less important than that	
7/9/24	89	46	43	11	9	2	1
4/30/24	88	44	43	12	9	3	1

b. The immigration situation at the U.S.-Mexico border

	----- More important -----			----- Less important -----			Skp
	NET	One of the single most important	Very important	NET	Somewhat important	Less important than that	

7/9/24	66	34	32	33	24	10	1
4/30/24	69	34	35	30	20	10	*

c. Health care

	----- More important -----			----- Less important -----			
	One of the single	Very		Somewhat	Less important		
	NET	most important	important	NET	important	than that	Skp
7/9/24	74	27	48	25	20	5	*
4/30/24	76	28	47	24	18	6	1

d. Access to abortion

	----- More important -----			----- Less important -----			
	One of the single	Very		Somewhat	Less important		
	NET	most important	important	NET	important	than that	Skp
7/9/24	57	26	31	42	19	23	1
4/30/24	57	26	31	42	21	21	1

e. Gun violence

	----- More important -----			----- Less important -----			
	One of the single	Very		Somewhat	Less important		
	NET	most important	important	NET	important	than that	Skp
7/9/24	64	23	40	36	23	13	*
4/30/24	66	25	41	34	23	11	*

f. Inflation, meaning rising prices

	----- More important -----			----- Less important -----			
	One of the single	Very		Somewhat	Less important		
	NET	most important	important	NET	important	than that	Skp
7/9/24	85	45	40	14	11	3	1
4/30/24	85	45	40	14	12	3	1

g. The war between Israel and Hamas

	----- More important -----			----- Less important -----			
	One of the single	Very		Somewhat	Less important		
	NET	most important	important	NET	important	than that	Skp
7/9/24	44	11	34	55	35	20	1
4/30/24	48	12	36	51	33	18	1

h. Crime and safety

	----- More important -----			----- Less important -----			
	One of the single	Very		Somewhat	Less important		
	NET	most important	important	NET	important	than that	Skp
7/9/24	75	28	47	24	19	5	1
4/30/24	77	28	49	23	18	5	1

i. Protecting American democracy

	----- More important -----			----- Less important -----			
	One of the single	Very		Somewhat	Less important		
	NET	most important	important	NET	important	than that	Skp
7/9/24	79	42	38	20	13	7	1
4/30/24	76	37	39	23	16	7	1

j.-k. No trend.

15. Who do you trust more to handle each of these issues, (Biden), (Trump), or do you not trust either of them to handle it?

7/9/24 - Summary table

	-- Trust Biden more --			-- Trust Trump more --			Neither	Skp
	NET	Strngly	Somwht	NET	Somwht	Strngly		
a. The economy	35	17	17	45	14	31	19	1
b. The immigration situation at the U.S.-Mexico border	32	13	19	46	10	36	21	1
c. Health care	41	22	19	35	16	18	23	1
d. Access to abortion	44	29	15	31	14	17	24	1
e. Gun violence	38	18	20	37	15	22	25	1
f. Inflation, meaning rising prices	33	14	19	44	14	30	22	1
g. The war between Israel and Hamas	29	12	17	38	15	24	32	1
h. Crime and safety	35	16	19	42	16	27	22	1
i. Protecting American democracy	42	29	12	36	11	24	22	1
j. Appointments to the U.S. Supreme Court	40	26	15	36	13	24	22	1

(Items a-j shown in same order as in Q14)

Trend:

a. The economy

	---- Trust Biden more ----			--- Trust Trump more ----			Don't trust either	Skip
	NET	Biden, strongly	Biden, somewhat	NET	Trump, somewhat	Trump, strongly		
7/9/24	35	17	17	45	14	31	19	1
4/30/24	32	16	16	46	13	33	21	1

b. The immigration situation at the U.S.-Mexico border

	---- Trust Biden more ----			--- Trust Trump more ----			Don't trust either	Skip
	NET	Biden, strongly	Biden, somewhat	NET	Trump, somewhat	Trump, strongly		
7/9/24	32	13	19	46	10	36	21	1
4/30/24	30	13	17	47	12	35	22	1

c. Health care

	---- Trust Biden more ----			--- Trust Trump more ----			Don't trust either	Skip
	NET	Biden, strongly	Biden, somewhat	NET	Trump, somewhat	Trump, strongly		
7/9/24	41	22	19	35	16	18	23	1
4/30/24	39	20	18	34	16	17	27	1

d. Access to abortion

	---- Trust Biden more ----			--- Trust Trump more ----			Don't trust either	Skip
	NET	Biden, strongly	Biden, somewhat	NET	Trump, somewhat	Trump, strongly		
7/9/24	44	29	15	31	14	17	24	1
4/30/24	41	26	15	29	13	16	28	2

e. Gun violence

	---- Trust Biden more ----			--- Trust Trump more ----		
--	----------------------------	--	--	---------------------------	--	--

	NET	Biden, strongly	Biden, somewhat	NET	Trump, somewhat	Trump, strongly	Don't trust either	Skip
7/9/24	38	18	20	37	15	22	25	1
4/30/24	34	17	17	37	16	21	29	1

f. Inflation, meaning rising prices

	NET	Trust Biden more Biden, strongly	Trust Biden more Biden, somewhat	NET	Trust Trump more Trump, somewhat	Trust Trump more Trump, strongly	Don't trust either	Skip
7/9/24	33	14	19	44	14	30	22	1
4/30/24	30	14	17	44	13	31	25	1

g. The war between Israel and Hamas

	NET	Trust Biden more Biden, strongly	Trust Biden more Biden, somewhat	NET	Trust Trump more Trump, somewhat	Trust Trump more Trump, strongly	Don't trust either	Skip
7/9/24	29	12	17	38	15	24	32	1
4/30/24	29	12	17	37	13	24	33	1

h. Crime and safety

	NET	Trust Biden more Biden, strongly	Trust Biden more Biden, somewhat	NET	Trust Trump more Trump, somewhat	Trust Trump more Trump, strongly	Don't trust either	Skip
7/9/24	35	16	19	42	16	27	22	1
4/30/24	33	15	18	41	15	26	24	1

i. Protecting American democracy

	NET	Trust Biden more Biden, strongly	Trust Biden more Biden, somewhat	NET	Trust Trump more Trump, somewhat	Trust Trump more Trump, strongly	Don't trust either	Skip
7/9/24	42	29	12	36	11	24	22	1
4/30/24	38	25	13	38	12	25	23	1

j. No trend.

26. Would you say you, yourself, are better off financially than you were when Biden became president, not as well off, or in about the same shape financially?

	Better off	Not as well off	About the same	Skip
7/9/24	17	42	41	1
4/30/24	16	43	40	1
1/8/24*	13	43	41	3
9/20/23	15	44	39	1
2/1/23	16	41	42	1
2/24/22	17	35	47	1

*Mode change. 2023 and previous, no opinion

Trump:	Better off	Not as well off	About the same	Skip
11/1/18	25	13	60	2

Obama:	Better off	Not as well off	About the same	Skip
9/22/16	29	25	45	2
1/15/15	25	25	49	2
10/12/14	22	30	46	2
10/28/12 LV	22	33	45	1
9/9/12 RV	20	32	47	*
5/20/12 RV	17	31	51	1
1/15/12 RV	15	31	53	1

11/3/11	RV	13	35	51	1
9/1/11	RV	14	36	50	1
7/18/09		8	27	64	*

G.W. Bush:

10/5/04	LV	30	30	40	1
10/29/03		22	27	50	1
9/13/03		21	30	49	*
8/11/03		17	25	58	1

Clinton:

6/11/00		34	14	50	2
7/19/98		30	15	52	3
3/1/98		32	9	57	1
6/23/96		29	22	49	0
2/27/94		12	17	71	*

G.H.W. Bush:

1/17/93		27	28	44	1
8/9/92		22	32	45	1
6/7/92		19	32	49	*
3/11/92		20	33	46	1
2/2/92		19	31	49	*
12/15/91		17	33	49	*
10/21/91		20	27	53	1
3/4/91		19	18	63	1

Reagan:

1/16/89		42	18	39	1
1/18/87		37	23	40	1
9/8/86		41	20	39	1

27. Changing topics, Trump was convicted of 34 felony counts of falsifying business records in a New York court in May. Do you think Trump was (rightfully) convicted, or (wrongfully) convicted?

	Rightfully convicted	Wrongfully convicted	Skip
7/9/24	59	38	3

28. Do you think Trump should or should not be sentenced to prison in this case?

	Should be sentenced to prison	Should not be sentenced to prison	Skip
7/9/24	49	47	3

29. (IF WOULD VOTE FOR TRUMP, Q2/Q4/Q5) What will you do if Trump is sentenced to prison?

	Continue to support him	Reconsider supporting him	No longer support him	Skip
7/9/24	75	16	6	2

(Response options rotated 1-3, 3-1)

Compare to:

(IF WOULD VOTE FOR TRUMP, Q2/Q4) Trump is on trial in New York on felony charges that he falsified business records to pay hush money before the 2016 election to a pornographic actress who says they had a sexual encounter. Trump denies wrongdoing. What would you do if Trump is convicted in this case?

Continue to	Reconsider	No longer
-------------	------------	-----------

	support him	supporting him	support him	Skip
4/30/24	80	16	4	*
(Response options rotated 1-3, 3-1)				

*** END ***