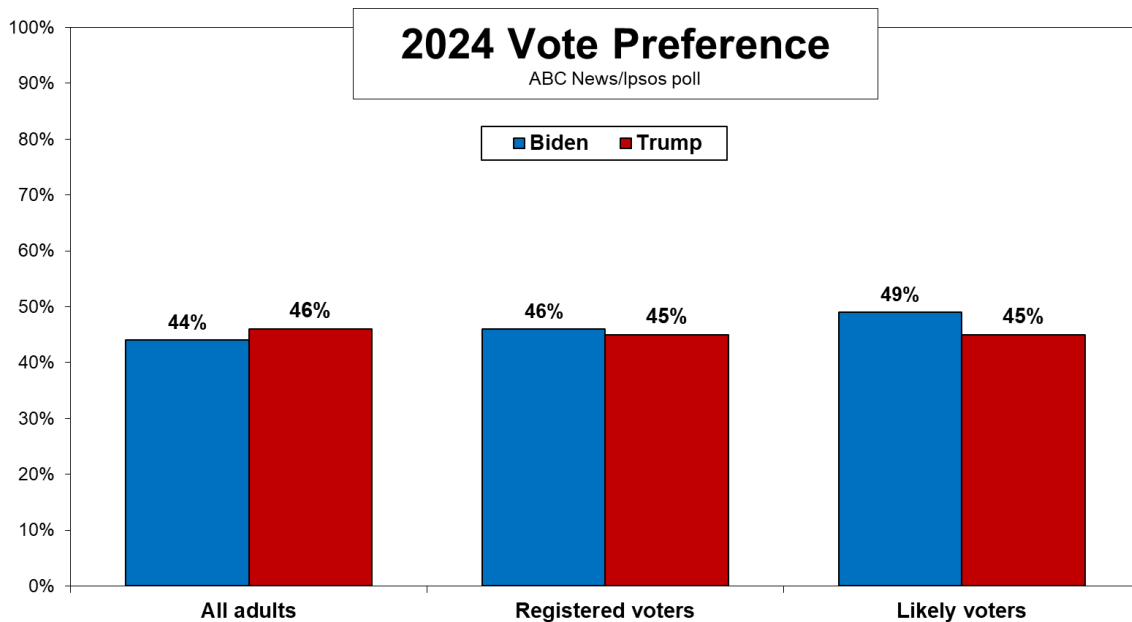


Six Months Out, a Tight Presidential Race With a Battle Between Issues & Attributes

Locked in a tight race for the presidency, Donald Trump prevails in trust to handle most issues in a new ABC News/Ipsos poll, yet Joe Biden scores competitively on key personal attributes – leaving wide open the question of who’ll prevail come Election Day, now six months off.

Excluding people who say they wouldn’t vote, Trump has 46 percent support, Biden 44 percent, in this national survey of more than 2,200 adults. (Nearly all the rest say they’d pick someone else.) Among registered voters, it’s Biden 46 percent, Trump 45 percent. Among likely voters, it’s Biden 49 percent, Trump 45 percent, again not a significant difference.

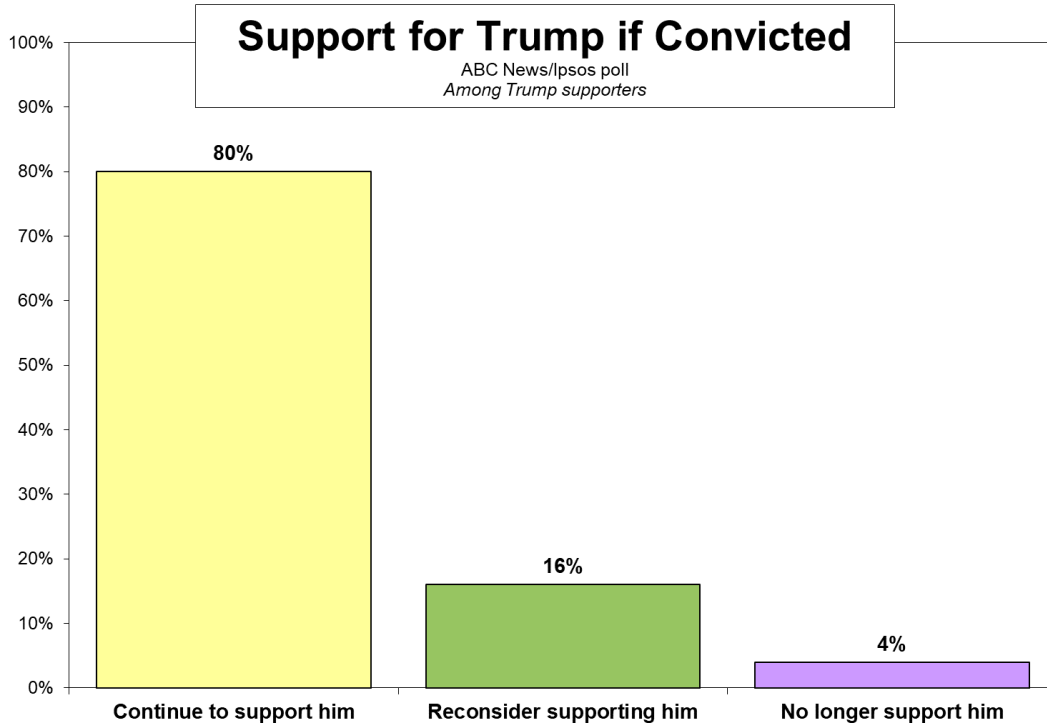


A five-way contest doesn’t change the picture in this poll, produced for ABC by [Langer Research Associates](#) with fieldwork by [Ipsos](#). This finds the race at 42 percent for Trump and 40 percent for Biden, with 12 percent for Robert F. Kennedy Jr., 2 percent for Cornel West and 1 percent for Jill Stein. (That, of course, assumes Kennedy, West and Stein are on the ballot in all states, an open question.) Among registered voters in the five-way race, it’s 42-42 percent, Biden-Trump, and Biden is a non-significant +3 or +4 points in likely voter models.

Kennedy gets 12 percent even though 77 percent of his supporters say they know “just some” or “hardly anything” about his positions on the issues. Notably, his supporters are more apt to be Republicans or GOP-leaning independents (54 percent) than Democrats and Democratic leaners (42 percent, a slight difference given sample sizes), and in a two-way race, they favor Trump

over Biden by 13 points. That may explain why Trump attacked Kennedy as a stalking horse in social media posts last week.

Another result finds a potential risk for Trump in his current trial in New York on charges of falsifying business records to hide a payoff to a pornographic actress who says they had sex, which he denies. Eighty percent of Trump’s supporters say they’d stick with him even if he’s convicted of a felony in this case. But that leaves 20 percent who say they’d either reconsider their support (16 percent) or withdraw it (4 percent) – easily enough to matter in a close race.



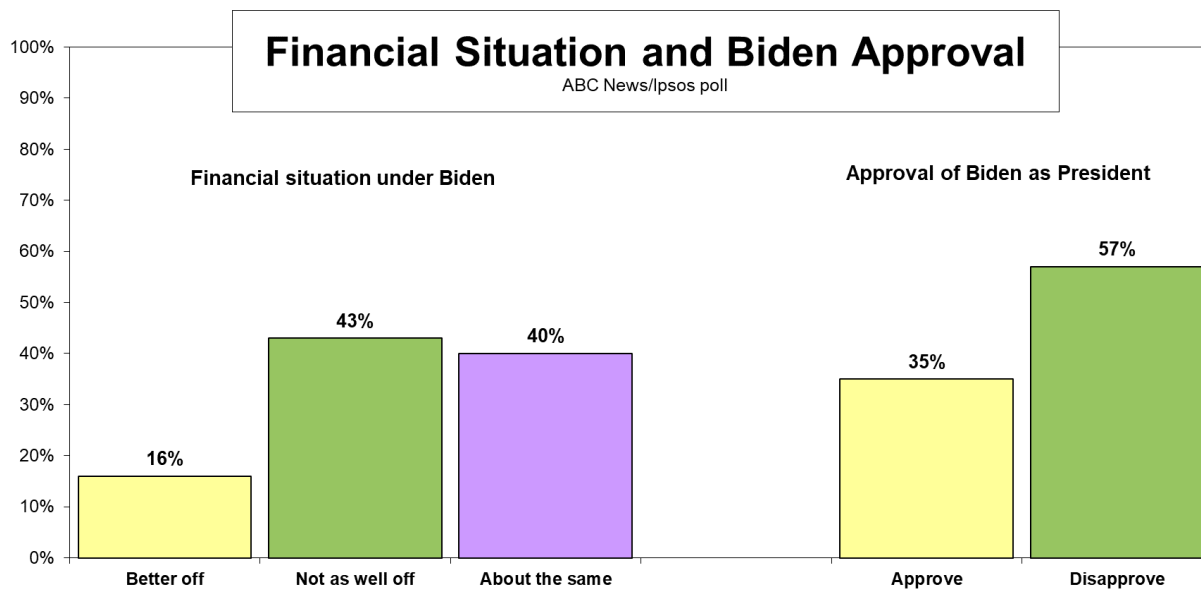
That said, a chief question raised by the survey is why Biden is competitive at all, given his substantial disadvantages. Just 35 percent of Americans approve of his job performance, with 57 percent disapproving; that’s 2 points from his career low in approval in January and well below the level historically associated with re-election. Forty-three percent say they’ve gotten worse off financially under his presidency. An overwhelming 81 percent say he’s too old for another term. Trump easily outpoints him in perceived mental sharpness and physical health.

Trump, moreover, leads in trust to handle six of 10 issues tested in the survey, with Biden ahead in just two. That includes, for Trump, the three most-cited issues in importance – the economy, on which he has a 14-point advantage; inflation, again 14 points; and crime and safety, 8 points. He tops out with a 17-point lead in trust to handle immigration at the U.S.-Mexico border and leads by 8 points in trust to handle the war between Israel and Hamas and 7 points on “America’s standing in the world.” Biden’s leads are on abortion access (+12, but comparatively low-rated as an issue) and health care, +5.

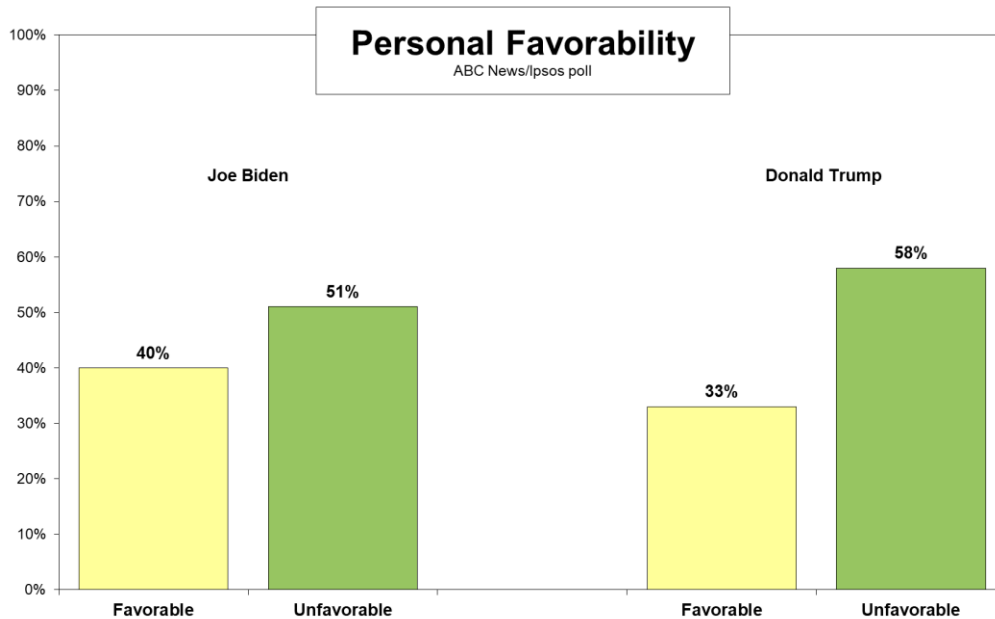
Election Issues: Importance and Trust
ABC News/Ipsos poll

	Importance in vote	Trust to handle...			Difference
		Biden	Trump	Neither	
Economy	88%	32%	46%	21%	Trump +14
Inflation	85	30	44	25	Trump +14
Crime and safety	77	33	41	24	Trump +8
Protecting democracy	76	38	38	23	Even
Health care	76	39	34	27	Biden +5
Immigration at the U.S.-Mexico border	69	30	47	22	Trump +17
Gun violence	66	34	37	29	Trump +3
U.S. world standing	63	34	41	24	Trump +7
Abortion access	57	41	29	28	Biden +12
Israel/Hamas war	48	29	37	33	Trump +8

It's also the case that Biden lacks traditional Democratic advantages among young adults and Hispanic people, and he's about 20 points weaker among Black people under age 50 than among those 50 and older. But he and Trump run essentially evenly, 42 to 40 percent, among independents, who are swing voters in most presidential elections; Biden leads by 11 points among moderates; and among those who have held steady financially – not gaining ground but at least not losing it – he's up by a broad 66-21 percent.



FACTORS – Other factors help explain why, despite his weaknesses, Biden is in the game. He leads by 16 points on one important personal attribute, being seen as honest and trustworthy, and is about tied with Trump on two others – representing your personal values (Biden +3) and understanding the problems of people like you (Biden +1). And while neither is popular, more people see Biden favorably as a person, 40 percent, than see Trump favorably, 33 percent.



Further, substantial numbers of Americans don't trust either candidate to handle the issues tested in the survey – and among them, in most albeit not all cases, Biden leads. For instance, among the 14 percent who don't trust either to handle the economy (excluding nonvoters), Biden has 49 percent support, Trump 13 percent. (The rest mainly pick someone else.) In other examples, Biden leads by 45 points among those who don't trust either candidate on immigration and by 35 points among those who don't trust either on inflation.

On personal attributes, among those who don't think either candidate has the mental sharpness it takes to serve effectively – about three in 10 adults – Biden leads Trump by 63-15 percent. It's a similar result among those who don't think either has the physical health to serve. On the other hand, Trump leads by about as wide a margin among those who don't think either is honest and trustworthy.

Personal Attributes <i>ABC News/Ipsos poll</i>				
	Applies more to...			Difference
	Biden	Trump	Neither	
Honest and trustworthy	37%	21%	42%	Biden +16
Mental sharpness	23	42	34	Trump +19
Physical health	20	42	37	Trump +22
Represents your personal values	34	31	35	Biden +3
Understands your problems	32	31	37	Biden +1

Additionally, while eight in 10 see Biden as too old to serve another term, a smaller majority, 55 percent, says the same about Trump. And Biden wins 39 percent support even from those who say he's too old; Trump gets less support, 25 percent, among those who say this about him.

Nonetheless, results on “double-haters” are mixed. Among people who have unfavorable views of both candidates – a more Republican group – Trump leads Biden, 48 to 26 percent. But among

those who disapprove of the work both have done during their presidencies – a more Democratic group – Biden leads with a similar margin, 48-21 percent.

In any case, it's certainly a match between unpopular figures. More people see Biden as a person unfavorably than favorably, 40-51 percent, favorable-unfavorable. But Trump's score, as noted, is worse, 33-58 percent. And 44 percent see Trump strongly unfavorably, 10 points more than say the same for Biden.

Trump pushes back with a better retrospective job approval rating, 44-50 percent, approve-disapprove, than Biden has today. And among Trump's supporters, 55 percent back him strongly, vs. 44 percent strong support for Biden among his supporters.

HISTORY – From a historical perspective, Biden has a hill to climb, but not an impossible one. In data since the Truman administration, three presidents with underwater approval ratings in the spring before Election Day won a second term – Barack Obama in 2012, George W. Bush in 2004 and Harry S. Truman in 1948. Obama and Bush both bottomed out in this period at 47 percent, Truman at 36 percent, compared with Biden's 35 percent today.

Of course, historical precedents go only so far, as demonstrated by the 2022 midterms, when the Democrats fared much better than Biden's weak approval rating would have suggested.

GROUPS – Focusing on the two-way Biden-Trump race, results show the pull of partisanship and ideology. Eighty-eight percent of Democrats support Biden; 90 percent of Republicans are for Trump. (Nine percent of Democrats defect to Trump, while fewer Republicans, 5 percent, jump to Biden.) Independents, as mentioned, divide essentially evenly. In exit polls, the candidate who won independents has won the election in nine out of the last 12 presidential contests (all but in 2012, 2004 and 1976).

As reported Friday, liberals are more apt than others to say the United States is doing too much to support Israel and too little to help protect Palestinian civilians. Yet that doesn't appear to move many votes: Eighty-four percent of liberals support Biden (vs. 8 percent for Trump). Across the spectrum, 82 percent of conservatives prefer Trump (vs. 10 percent for Biden). Biden leads among moderates, 50-39 percent, though that's weaker for him than in 2020.

Voters age 18-29 divide 43-48 percent, Biden-Trump; the difference is not statistically significant given the sample size, and it's a far worse result for Biden than the typical Democratic advantage in this group. The same is true for Hispanic people, dividing 46-42 percent. And while Biden has 74 percent support from Black people, this, too, is off the usual Democratic lead in this group.

Few Black people, 13 percent, back Trump; as many pick someone else. But there's a notable age gap: Black people age 50 and older support Biden over Trump by 85-5 percent. Among those younger than 50, it's 64-20 percent.

There's no significant gap between Black men and women. But there is a gender gap overall, with Trump up 9 points among men, Biden a non-significant 4 points among women. Among men age 18-29, 54 percent back Trump, compared with 41 percent of women that age.

Biden is +6 points among seniors – also non-significant, but a group Trump won by single digits in 2020. In rural areas, a GOP stronghold, Biden picks up 35 percent from women, vs. 25 percent from men. At the same time, in urban areas, a Democratic bastion, Trump wins 40 percent of men, vs. 30 percent of women.

There’s a big gap by education, with Biden +19 points among college graduates, Trump +15 among non-grads. Trump has 79 percent support among evangelical white Protestants, a GOP mainstay and a key source of his strength in the primaries. And it’s a 46-45 percent race in the seven expected swing states, Arizona, Georgia, Michigan, Nevada, North Carolina, Pennsylvania and Wisconsin. A table follows.

Vote Preference <i>ABC News/Ipsos poll</i>		Vote Preference <i>ABC News/Ipsos poll</i>	
Biden-Trump		Biden-Trump	
All	44-46%	College graduates	55-36%
Registered	46-45	Non-college graduates	38-53
Likely voters	49-45	Urban	53-35
Democrats	88- 9	Suburban	43-47
Independents	42-40	Rural	30-64
Republicans	5-90	Urban men	49-40
Liberals	84- 8	Urban women	57-30
Moderates	50-39	Suburban men	41-49
Conservatives	10-82	Suburban women	45-45
Men	41-50	Rural men	25-70
Women	47-43	Rural women	35-59
18-29	43-48	White Catholics	39-52
65+	49-43	Evang. white Protestants	12-79
Men 18-29	42-54	RFK supporters	23-36
Women 18-29	44-41	Biden too old	39-51
White people	38-54	Trump too old	61-25
Black people	74-13	Unfavorable, both	26-48
Hispanic people	46-42	Disapprove, both	48-21
Black people <50	64-20	Better off	83-11
Black people 50+	85- 5	Same	66-21
Swing states	46-45	Worse off	11-81

LVs – The poll tests a few versions of likely voters, e.g., those who say they are registered to vote or will register and are certain to vote in November; and those who fit that definition and also say they voted in 2020, if old enough to have done so.

Trump is +2 points among all adults (excluding nonvoters) while Biden is +4 among likely voters. While neither is a statistically significant difference, the reason for the Biden bump is that more educated people are more likely to vote, and, as noted, Biden leads Trump by 19 points among college graduates. Among all adults in the survey, 35 percent have a college degree. Among likely voters, it's 45 percent.

OTHER ISSUES – The poll checked in on other issues; among them:

- Support for abortion rights remains widespread: Americans by 66-32 percent oppose the U.S. Supreme Court decision that did away with the constitutional right to abortion and by essentially the same margin say their own state should allow access to abortion in all or most cases.
- Biden's executive orders to forgive student loan debt get a mixed to negative reception: Forty-two percent say he's doing too much in this regard, 22 percent too little and 34 percent the right amount. Among those younger than 40, 30 percent say he's doing too much to forgive these loans; this jumps to 53 percent of those age 50 and older.
- Thirty-nine percent call it highly important to them whom Biden picks as his running mate; 35 percent say the same for Trump. Overall, 54 percent say Biden should replace Kamala Harris as his choice for vice president; among Democrats, however, 76 percent say he should keep Harris. It's about the same among Biden supporters.
- Eighty percent call undocumented immigration a problem nationally, including 54 percent who call it a major problem. Locally, in their own community, many fewer call it a problem, 46 percent, or a major problem, 22 percent. It's seen as a problem locally, and a major problem nationally, particularly by Republicans and conservatives.
- Passage of a \$61 billion aid package for Ukraine did not substantially impact attitudes on the subject. Thirty-nine percent of Americans say the United States is doing too much to help Ukraine, up 5 points from January but about the same as it was last fall. Twenty percent say the United States is doing too little; 39 percent, the right amount – both essentially unchanged.

METHODOLOGY – This ABC News/Ipsos poll was conducted online via the probability-based Ipsos KnowledgePanel® April 25-30, 2024, in English and Spanish, among a random national sample of 2,260 adults. Partisan divisions are 31 percent Democrats, 29 percent Republicans and 28 percent independents. Results have a margin of [sampling error](#) of 2 percentage points, including the design effect, for the full sample. Sampling error is not the only source of differences in polls.

The survey was produced by [Langer Research Associates](#), with sampling and data collection by Ipsos. See details on ABC News survey methodology [here](#).

Analysis by Gary Langer.

ABC News polls can be found at ABCNEWS.com. Join our [mailing list](#) to get updates on all new poll releases. Media contacts: [Van Scott](#) (212-456-7243) or [Brooks Lancaster](#).

Full results follow.

Q27-28 previously released, 29-31 held for release.

1. Thinking ahead, how likely are you to vote in the presidential election in November?

	Absolutely certain to vote	Probably will vote	Chances are 50/50	Less likely than that	Skip
4/30/24	60	11	8	21	*

2. If the 2024 presidential election were being held today, for whom would you vote? (IF UNDECIDED OR SKIPPED QUESTION) Who would you lean toward?

	Biden	Trump	Someone else	Would not vote	Skip Q2b
4/30/24	38	40	7	14	1

(Response option wording: "Joe Biden, the Democrat" and "Donald Trump, the Republican." Biden and Trump randomized)

If not "would not vote":

	Biden	Trump	Someone else/other	Skip
4/30/24	44	46	8	1

3. (IF BIDEN, TRUMP, OR SOMEONE ELSE) Which best describes your support for (Biden/Trump/candidate specified)?

	Strongly support named candidate	Support candidate with reservations	Mainly dislike other candidate(s)	Skip
4/30/24				
All	49	31	20	*
If Biden	44	30	25	0
If Trump	55	33	12	*
If other	32	22	47	0

4. (IF SOMEONE ELSE) If only Biden and Trump were on the ballot in your state, for whom would you vote?

	Biden	Trump	Would not vote	Skip
4/30/24	24	23	53	1

(Response option wording: "Joe Biden, the Democrat" and "Donald Trump, the Republican." Biden and Trump randomized)

5. If the 2024 presidential election were being held today and these candidates were on the ballot in your state, for whom would you vote? (IF UNDECIDED OR SKIPPED QUESTION) Who would you lean toward?

	Biden	Trump	NET	RFK, Jr.	West	Stein	Someone else	Would not vote	Skip
4/30/24	35	37	15	10	2	1	2	12	1

(Candidates' full names and party affiliations provided as response options. Biden and Trump randomized; RFK, Jr., West and Stein randomized)

If not "would not vote":

	----- Other -----							
	Biden	Trump	NET	RFK, Jr.	West	Stein	Someone else	Skip
4/30/24	40	42	17	12	2	1	3	1

6. (IF WOULD VOTE THIRD-PARTY OR SOMEONE ELSE) Who would your second choice be?

	----- Other -----									
	Biden	Trump	NET	RFK, Jr.	West	Stein	Someone else	Would not vote	Skip	
4/30/24	22	25	31	4	11	10	6	20	2	

7. (IF WOULD VOTE KENNEDY, Q5) How much do you feel you know about Robert F. Kennedy Jr.'s positions on the issues?

	----- More -----			----- Less -----				
	NET	Great deal	Good amount	NET	Just some	Hardly anything	Skip	
4/30/24	22	3	19	77	46	31	1	

8. Do you approve or disapprove of the way Joe Biden is handling his job as president?

	----- Approve -----			----- Disapprove -----			Skip/
	NET	Strongly	Somewhat	NET	Somewhat	Strongly	No opinion
4/30/24	35	12	23	57	15	42	8
1/8/24*	33	11	22	58	17	41	9
9/20/23	37	20	17	56	11	45	7
5/3/23	36	18	18	56	9	47	8
2/1/23	42	18	24	53	10	42	5
11/2/22	41	19	23	53	11	42	6
9/21/22	39	22	18	53	11	41	8
4/28/22	42	21	21	52	10	42	6
2/24/22	37	20	18	55	11	44	7
11/10/21	41	19	22	53	10	44	6
9/1/21	44	25	19	51	9	42	5
6/30/21	50	30	19	42	7	35	8
4/21/21	52	34	18	42	7	35	6

*Mode change. If skip: Which way do you lean on how Biden is handling his job as president? (Leaners are netted with somewhat)

9. Looking back, do you approve or disapprove of the way Donald Trump handled his job when he was president?

	----- Approve -----			----- Disapprove -----			Skip/
	NET	Strongly	Somewhat	NET	Somewhat	Strongly	No opinion
4/30/24	44	22	22	50	11	39	7
1/8/24*	41	19	22	53	12	40	7
9/20/23	48	33	14	49	8	41	3

*Mode change. If skip: Which way do you lean on how Trump handled his job as president? (Leaners are netted with somewhat)

Compare to:

Do you approve or disapprove of the way Donald Trump has handled his job as president?

	----- Approve -----			----- Disapprove -----			No
	NET	Strongly	Somewhat	NET	Somewhat	Strongly	opinion
1/13/21	38	27	10	60	8	52	2

10/9/20*	44	30	13	54	9	45	3
9/24/20	44	28	16	53	8	46	2
8/15/20	43	29	15	55	7	47	2
7/15/20	39	28	11	57	9	48	3
5/28/20	45	32	12	53	11	42	3
3/25/20	48	34	15	46	11	35	6
2/17/20	43	31	12	53	11	42	4
1/23/20	44	35	10	51	9	42	4
10/30/19	38	30	8	58	10	48	5
9/5/19	38	27	11	56	8	48	6
7/1/19	44	32	12	53	8	45	3
4/25/19	39	28	12	54	9	45	6
1/24/19	37	28	9	58	9	49	5
11/1/18	40	28	12	53	9	43	8
10/11/18	41	29	12	54	7	46	6
8/29/18	36	24	12	60	7	53	4
4/11/18	40	25	15	56	10	46	4
1/18/18	36	24	13	58	9	49	5
11/1/17	37	25	12	59	8	50	4
9/21/17	39	26	13	57	9	48	4
8/20/17	37	22	15	58	13	45	5
7/13/17	36	25	11	58	10	48	6
4/20/17	42	27	15	53	10	43	5

*10/9/20 and prior: "is handling"

10. Assuming you vote for president in November, how important will each of these issues be in your choice of which candidate to support?

4/30/24 - Summary table

	---- More important ----			----- Less important -----			Skip
	NET	One of the single most	Very imp.	NET	Somewhat imp.	Less imp. than that	
a. The economy	88	44	43	12	9	3	1
b. The immigration situation at the U.S.-Mexico border	69	34	35	30	20	10	*
c. Health care	76	28	47	24	18	6	1
d. Access to abortion	57	26	31	42	21	21	1
e. Gun violence	66	25	41	34	23	11	*
f. Inflation, meaning rising prices	85	45	40	14	12	3	1
g. The war between Israel and Hamas	48	12	36	51	33	18	1
h. America's standing in the world	63	20	43	36	25	11	1
i. Crime and safety	77	28	49	23	18	5	1
j. Protecting American democracy (Items a-j randomized)	76	37	39	23	16	7	1

11. Who do you trust more to handle each of these issues, (Biden), (Trump), or do you not trust either of them to handle it?

a. The economy

	---- Trust Biden more ----			--- Trust Trump more ---			Don't trust either	Skip
	NET	Biden, strongly	Biden, somewhat	NET	Trump, strongly	Trump, somewhat		
4/30/24	32	16	16	46	33	13	21	1

b. The immigration situation at the U.S.-Mexico border

	NET	Trust Biden, strongly	Biden, somewhat	more ---	NET	Trust Trump, strongly	Trump, somewhat	more ----	Don't trust either	Skip
4/30/24	30	13	17	---	47	35	12	----	22	1

c. Health care

	NET	Trust Biden, strongly	Biden, somewhat	more ---	NET	Trust Trump, strongly	Trump, somewhat	more ----	Don't trust either	Skip
4/30/24	39	20	18	---	34	17	16	----	27	1

d. Access to abortion

	NET	Trust Biden, strongly	Biden, somewhat	more ---	NET	Trust Trump, strongly	Trump, somewhat	more ----	Don't trust either	Skip
4/30/24	41	26	15	---	29	16	13	----	28	2

e. Gun violence

	NET	Trust Biden, strongly	Biden, somewhat	more ---	NET	Trust Trump, strongly	Trump, somewhat	more ----	Don't trust either	Skip
4/30/24	34	17	17	---	37	21	16	----	29	1

f. Inflation, meaning rising prices

	NET	Trust Biden, strongly	Biden, somewhat	more ---	NET	Trust Trump, strongly	Trump, somewhat	more ----	Don't trust either	Skip
4/30/24	30	14	17	---	44	31	13	----	25	1

g. The war between Israel and Hamas

	NET	Trust Biden, strongly	Biden, somewhat	more ---	NET	Trust Trump, strongly	Trump, somewhat	more ----	Don't trust either	Skip
4/30/24	29	12	17	---	37	24	13	----	33	1

h. America's standing in the world

	NET	Trust Biden, strongly	Biden, somewhat	more ---	NET	Trust Trump, strongly	Trump, somewhat	more ----	Don't trust either	Skip
4/30/24	34	20	15	---	41	27	14	----	24	1

i. Crime and safety

	NET	Trust Biden, strongly	Biden, somewhat	more ---	NET	Trust Trump, strongly	Trump, somewhat	more ----	Don't trust either	Skip
4/30/24	33	15	18	---	41	26	15	----	24	1

j. Protecting American democracy

	NET	Trust Biden, strongly	Biden, somewhat	more ---	NET	Trust Trump, strongly	Trump, somewhat	more ----	Don't trust either	Skip
4/30/24	38	25	13	---	38	25	12	----	23	1

(Items a-j shown in same order as in Q10)

12. Overall, do you have a favorable or unfavorable impression of Joe Biden as a person?*

	----- Favorable -----			----- Unfavorable -----			Skip
	NET	Strongly	Somewhat	NET	Somewhat	Strongly	
4/30/24	40	18	22	51	17	34	9

*Rotated with Q13. If skip: Do you lean toward having a favorable or unfavorable impression of Biden as a person? (Leaners are netted with somewhat)

Compare to:

Overall, do you have a favorable or unfavorable impression of Biden?

	----- Favorable -----			----- Unfavorable -----			Skip/ No opinion
	NET	Strongly	Somewhat	NET	Somewhat	Strongly	
1/8/24*	33	10	23	57	19	38	10
8/15/20	50	26	24	46	12	34	4
5/28/20	46	21	26	48	13	35	6
9/5/19	53	23	29	37	16	21	10
10/11/15	45	16	29	40	19	22	15
8/30/15	46	15	30	46	20	26	9
1/20/13	48	22	26	37	14	23	15
8/19/12**	43	17	26	43	16	27	14
4/24/09	57	20	37	32	14	18	11
1/16/09	63	28	35	29	15	14	8
10/23/08 LV	59	31	28	33	13	20	9
9/29/08 RV	57	24	33	30	13	17	14
9/7/08 RV	51	23	27	29	13	16	20
9/4/08** RV	54	32	23	31	15	16	14

*Mode change

**"the Democratic nominee for vice president"

13. Overall, do you have a favorable or unfavorable impression of Donald Trump as a person?

	----- Favorable -----			----- Unfavorable -----			Skip/ No opinion
	NET	Strongly	Somewhat	NET	Somewhat	Strongly	
4/30/24*	33	13	20	58	14	44	9
1/24/19	32	20	12	59	14	45	9
4/11/18	32	17	16	61	14	47	7

*Mode change. If skip: Do you lean toward having a favorable or unfavorable impression of Trump as a person? (Leaners are netted with somewhat)

Compare to:

Overall, do you have a favorable or unfavorable impression of Trump?

	----- Favorable -----			----- Unfavorable -----			Skip/ No opinion
	NET	Strongly	Somewhat	NET	Somewhat	Strongly	
1/8/24*	35	15	21	56	13	43	8
8/15/20	42	29	13	56	10	46	2
5/28/20	42	30	12	55	11	44	3
9/5/19	40	26	14	57	9	48	3
1/15/17	40	19	21	54	14	41	6
11/5/16 LV	38	21	17	60	10	50	3
10/29/16 RV	37	19	18	59	11	47	4
10/13/16	31	17	14	66	11	54	4
9/30/16	34	18	17	64	13	51	2
9/22/16	35	18	17	59	14	45	6
8/28/16	35	16	18	63	16	47	3
8/4/16	34	16	18	63	11	52	3

7/14/16	31	15	16	64	13	52	4
6/12/16	29	15	14	70	14	56	1
5/19/16	37	18	19	60	11	49	3
4/10/16	31	14	17	67	14	53	2
3/6/16	30	15	14	67	11	56	3
1/10/16	35	17	18	62	14	48	3
11/8/15	38	16	23	59	13	46	3
9/27/15	35	14	21	60	19	41	5
8/30/15	37	16	21	59	16	43	4
7/12/15	33	14	19	61	16	45	6
5/31/15	16	7	9	71	16	55	13
12/18/11	40	12	29	48	21	27	12
1/16/00**	20	NA	NA	70	NA	NA	11
10/31/99**	18	"	"	70	"	"	12

*Mode change

**"Regardless of how you might vote, please tell me if you have a favorable or unfavorable impression of Donald Trump, or perhaps you don't know enough to say."

14. (If re-elected, Biden would be 82 years old at the start of his second term) and (if elected again, Trump would be 78 years old at the start of his second term.) Which of these best fits your opinion?

	Only Biden is too old	Only Trump is too old	Both are too old	Neither is too old	Skip/ No opinion
4/30/24*	28	2	53	16	1
9/20/23	26	1	48	23	2
5/3/23	26	1	43	28	3

*Mode change.

15. Does each of these statements apply more to (Biden), apply more to (Trump), or not apply to either one?

4/30/24 - Summary table

	More to Biden	More to Trump	Does not apply to either	Skip
a. He is honest and trustworthy	37	21	42	*
b. He has the mental sharpness it takes to serve effectively as president	23	42	34	1
c. He is in good enough physical health to serve effectively as president	20	42	37	1
d. He represents your personal values	34	31	35	*
e. He understands the problems of people like you	32	31	37	*

(Items a-e randomized)

16. How important is it to you who Biden selects as his running mate for vice president?*

	--- More important ---				---- Less important ----			
	NET	Extremely	Very	Somewhat	NET	Not so	Not at all	Skip
4/30/24	39	18	20	20	41	12	28	1

*Rotated with Q17

17. How important is it to you who Trump selects as his running mate for vice president?

	--- More important ---				---- Less important ----			
	NET	Extremely	Very	Somewhat	NET	Not so	Not at all	Skip

4/30/24 35 15 20 21 44 12 32 *

18. Do you think Biden should (keep Kamala Harris as his running mate for vice president) or should he (select a different running mate for vice president)?

	Keep Harris	Replace Harris	Skip
4/30/24	44	54	2

19. Would you say you, yourself, are better off financially than you were when Biden became president, not as well off, or in about the same shape financially?

	Better off	Not as well off	About the same	Skip
4/30/24	16	43	40	1
1/8/24*	13	43	41	3
9/20/23	15	44	39	1
2/1/23	16	41	42	1
2/24/22	17	35	47	1

*Mode change. 2023 and previous, no opinion

Trump:

11/1/18	25	13	60	2
---------	----	----	----	---

Obama:

9/22/16	29	25	45	2
1/15/15	25	25	49	2
10/12/14	22	30	46	2
10/28/12 LV	22	33	45	1
9/9/12 RV	20	32	47	*
5/20/12 RV	17	31	51	1
1/15/12 RV	15	31	53	1
11/3/11 RV	13	35	51	1
9/1/11 RV	14	36	50	1
7/18/09	8	27	64	*

G.W. Bush:

10/5/04 LV	30	30	40	1
10/29/03	22	27	50	1
9/13/03	21	30	49	*
8/11/03	17	25	58	1

Clinton:

6/11/00	34	14	50	2
7/19/98	30	15	52	3
3/1/98	32	9	57	1
6/23/96	29	22	49	0
2/27/94	12	17	71	*

G.H.W. Bush:

1/17/93	27	28	44	1
8/9/92	22	32	45	1
6/7/92	19	32	49	*
3/11/92	20	33	46	1
2/2/92	19	31	49	*
12/15/91	17	33	49	*
10/21/91	20	27	53	1
3/4/91	19	18	63	1

Reagan:

1/16/89	42	18	39	1
1/18/87	37	23	40	1
9/8/86	41	20	39	1

20. (IF WOULD VOTE FOR TRUMP, Q2/Q4) Trump is on trial in New York on felony charges that he falsified business records to pay hush money before the 2016 election to a pornographic actress who says they had a sexual encounter. Trump denies wrongdoing. What would you do if Trump is convicted in this case?

	Continue to support him	Reconsider supporting him	No longer support him	Skip
4/30/24	80	16	4	*

(Response options rotated 1-3, 3-1)

Changing topics,

21. Do you support or oppose the decision by the U.S. Supreme Court eliminating the constitutional right to have an abortion?

	Support			Oppose			Skip
	NET	Strongly	Somewhat	NET	Somewhat	Strongly	
4/30/24*	32	20	12	66	18	48	2
9/20/23	30	21	8	64	11	53	7
5/3/23	27	22	6	66	12	54	7
11/2/22	30	22	8	63	7	56	7
9/21/22	29	21	9	64	11	53	7

*Mode change. 2023 and previous, no opinion

22. Which of these should your state do?

	Allow abortion			Eliminate abortion			Skip
	NET	Allow in all cases	Allow in most cases	NET	Eliminate in most cases	Eliminate in all cases	
4/30/24	67	31	35	32	25	7	1

(Response options rotated 1-4, 4-1)

23. How big of a problem is undocumented immigration in the community where you live?*

	More of a problem			Less of a prob.			Skip
	NET	Major prob.	A prob., not a major one	NET	Minor prob.	Not a prob.	
4/30/24	46	22	25	53	26	27	1

*Rotated with Q24. (Response options rotated 1-4, 4-1)

24. How big of a problem is undocumented immigration in the nation as a whole?

	More of a problem			Less of a prob.			Skip
	NET	Major prob.	A prob., not a major one	NET	Minor prob.	Not a prob.	
4/30/24	80	54	26	19	14	5	1

(Response options rotated 1-4, 4-1)

25. Biden has been moving to cancel the debts that many people owe on student loans. Do you think he is doing (too much), (too little) or about the right amount to cancel student loan debt?

	Too much	Too little	About the right amount	Skip
4/30/24	42	22	34	2

26. Do you think the United States is doing (too much), (too little) or about the right amount to support Ukraine in its war with Russia?

	Too much	Too little	About the right amount	Skip
4/30/24	39	20	39	2
1/8/24*	34	20	40	6
9/20/23	41	18	31	9
2/1/23	33	19	40	7
4/28/22	14	37	36	13

*Mode change. 2023 and previous, no opinion

END