

# Hispanic-Serving Institutions Quick Facts

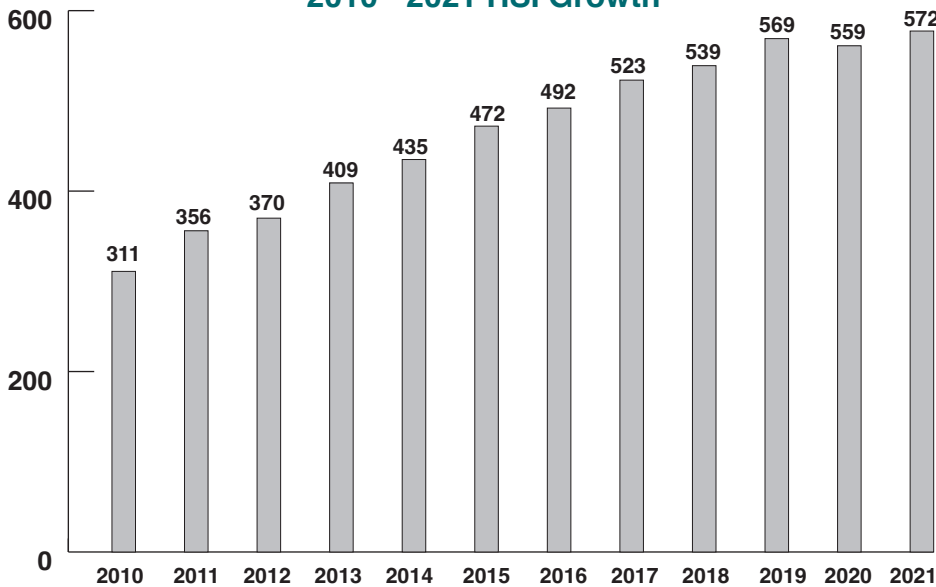
2021-22 IPEDS Data





 HSI's **572**


 Emerging HSI's **400**

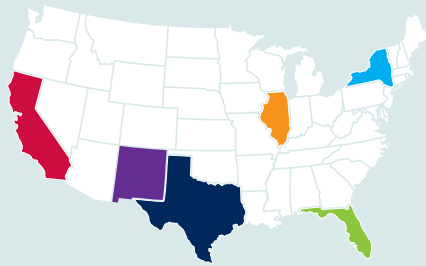
2010 - 2021 HSI Growth



 HSI's enroll **5.0 million students**  
 Graduate total 474,042  
 Undergraduate total 4,528,955  
 Total students 5,002,997

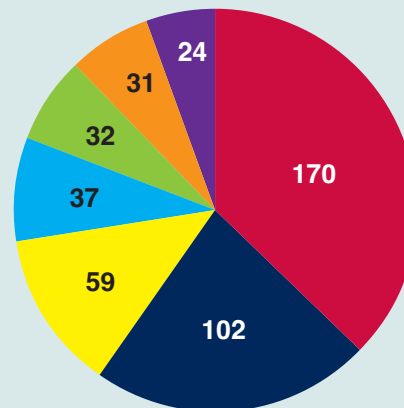
 HSI's enroll **31.2%** of Pell recipients








 There are **3.47 million** Hispanic undergraduate and graduate students in nonprofit postsecondary education.



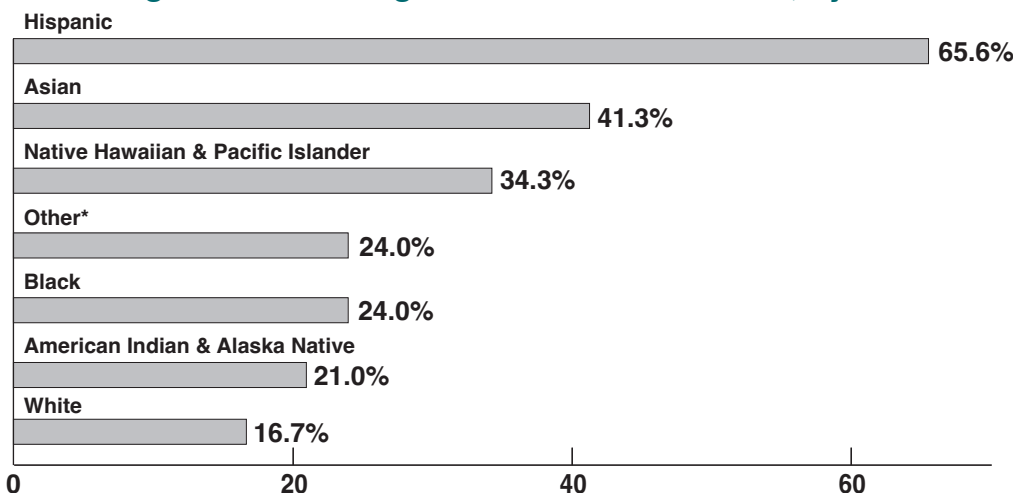
California, Texas, Puerto Rico, New York, Illinois, Florida and New Mexico are home to 455 HSI's or

**80%** of HSI's



-  CALIFORNIA (29.7%)
-  TEXAS (17.8%)
-  PUERTO RICO (10.3%)
-  NEW YORK (6.5%)
-  FLORIDA (5.6%)
-  ILLINOIS (5.4%)
-  NEW MEXICO (4.2%)

## Percentage of U.S. Undergraduate Students at HSI's, by Race-Ethnicity



\* includes unknown and multiracial categories.

HSI's enroll **65.6%** of all Hispanic undergraduate students and **30.5%** of all undergraduate students in nonprofit postsecondary education

Source: 2021-22 IPEDS Database

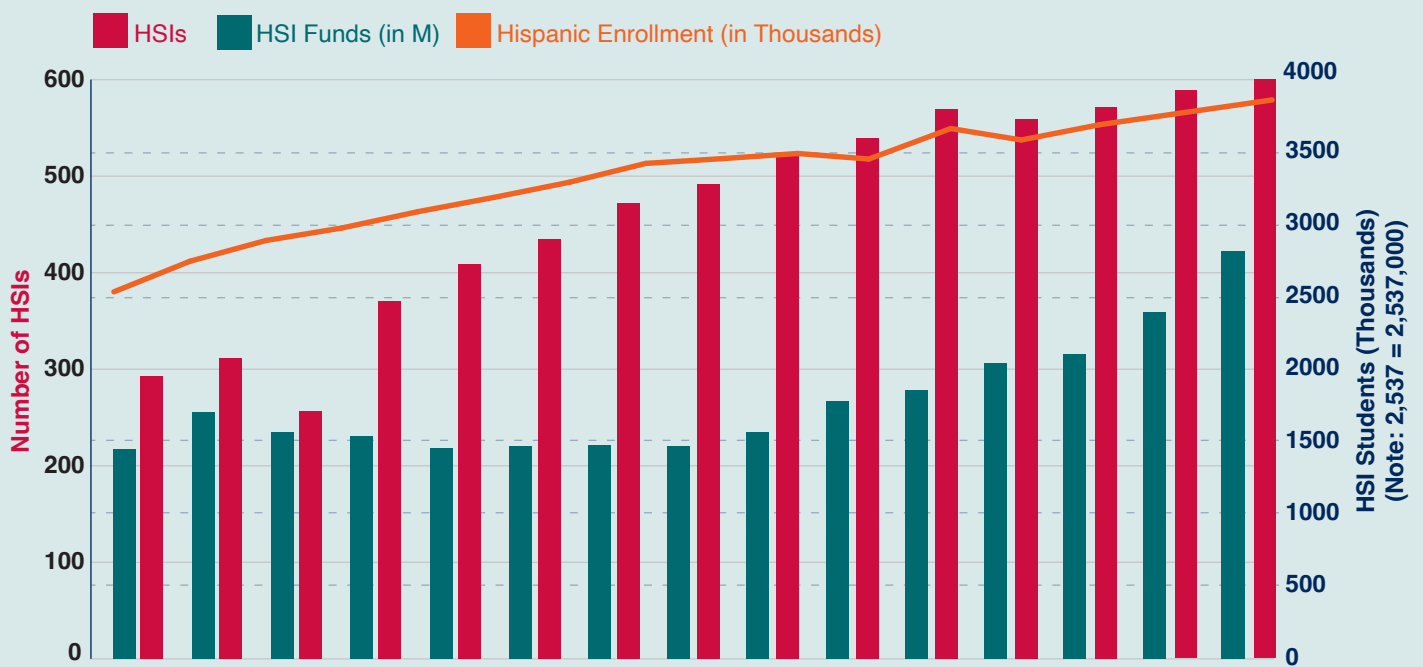
# HSI Quick Facts



## HSI Federal Appropriations in Millions

Source	2019	2020	2021	2022	2023
HEA Title V. A	124.4	143.1	148.7	182.0	222.7
HEA Title V. B	11.2	12.8	13.8	19.7	27.3
USDA HSI Education Grant	9.2	11.2	12.5	14.0	16.0
STEM Title III-F	93.8	94.1	94.3	94.3	94.3
NSF-HSI	40.0	45.0	46.5	46.5	53.5

## HSI Enrollment and Funding



Year	2009	2010	2011	2012	2013	2014	2015	2016	2017	2018	2019	2020	2021	2022	2023
Funds	216.7	255.3	234.2	230.1	218.5	220.3	221.2	219.9	234.8	266.9	278.5	306.2	315.7	359.31	413.8
HSIs	293	311	356	370	409	435	472	492	523	539	569	559	572	585*	600*
Hispanic Enrollment (in Thousands)	2,537	2,749	2,893	2,980	3,093	3,192	3,298	3,428	3,546	3,478	3,783	3,686	3,738	3,791	3,850

Source for Hispanic Enrollment: [https://nces.ed.gov/programs/digest/d20/tables/dt20\\_306.30.asp?current=yes](https://nces.ed.gov/programs/digest/d20/tables/dt20_306.30.asp?current=yes)  
 \*HSIs for 2022 and 2023 are projections