

**GREEN
CLIMATE
FUND**

Meeting of the Board
13 – 16 March 2023
Songdo, Incheon, Republic of Korea
Provisional agenda item 10

GCF/B.35/Inf.03
20 February 2023

Status of the GCF pipeline, including the status of Project Preparation Facility requests

Summary

This document provides an update on the GCF pipeline of projects and programmes, including the status of Project Preparation Facility applications, for the reporting period of 1 September to 31 December 2022.

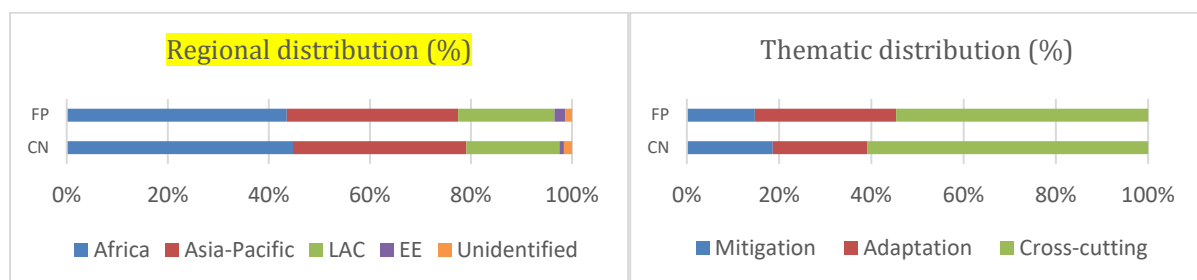
Table of Contents

Executive summary: Snapshot of the GCF pipeline	1
I. Overall status of the GCF pipeline	2
1.1 Funding proposal pipeline	2
1.2 Concept note pipeline	7
II. Status of the pipeline of projects from direct access entities and the Project Preparation Facility	8
III. Status of the simplified approval process pilot scheme	9
IV. Status of active requests for proposals	10
4.1 Enhancing direct access	10
4.2 Pilot programme to support micro, small and medium-sized enterprises	10
4.3 Mobilizing funds at scale	11
4.4 REDD-plus results-based payments	11
V. Status of pipeline knowledge management	11
Annex I: List of funding proposals	13
Annex II: List of Project Preparation Facility applications	18

Executive summary: Snapshot of the GCF pipeline

This executive summary provides a snapshot of the GCF pipeline as at 31 December 2022, comprising funding proposals and concept notes submitted to the Secretariat. The key tables and figures below show the sectoral, regional and thematic breakdown of funding proposals and concept notes as well as the current status of active requests for proposal and the simplified approval process (SAP) pilot scheme.

Sectoral distribution	Funding proposals		Concept notes	
	GCF funding requested (USD million)	Number of proposals	GCF funding requested (USD million)	Number of concept notes
Public	2,496.4	53	9,155.5	249
Private	1,588.1	19	6,430.0	89
Total	4,084.5	72	15,585.5	338
(% from DAE)	22.8%	27.8%	30.9%	40.7%

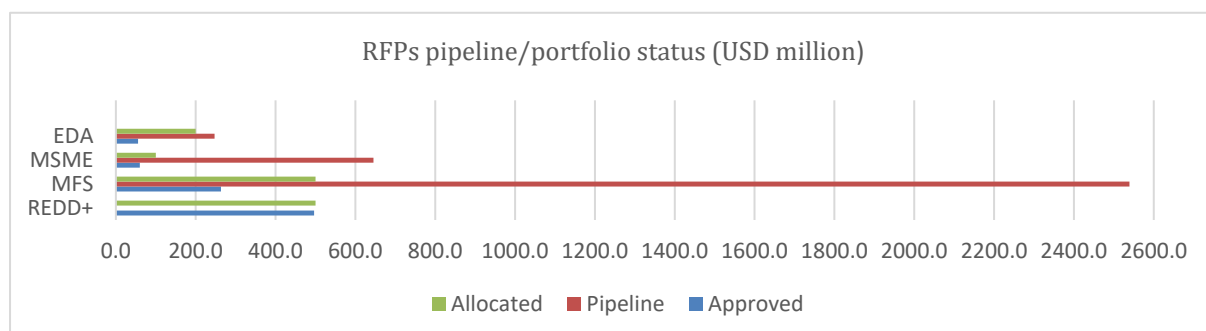


Abbreviations: DAE = direct access entity, EE = Eastern Europe, LAC = Latin America and the Caribbean.

Within the pipeline, funding proposals and concept notes submitted under active requests for proposals and the SAP pilot scheme are as follows:

		Allocation		Pipeline		Approved	
		Amount (USD million)	No.	Funding requested (USD million)	No. (FP+CN)	Funding approved (USD million)	No.
Active RFPs	EDA	200	min. 10	247.1	10 (3+7)	55.6	4
	MSME	100	N/A	645.5	22 (0+22)	60.0	3
	MFS	500	N/A	2,539.1	26 (8+18)	263.4	5
	REDD-plus	500	min. 3	TBC ^a	5 (0+5)	496.7	8

		Pipeline		Approved	
		Funding requested (USD million)	No. (FP+CN)	Funding approved (USD million)	No.
Pilot scheme	SAP	1,128.9	105 (12+93)	227.2	25



Abbreviations: CN = concept note, EDA = enhancing direct access, FP = funding proposal, MFS = mobilizing funds at scale, MSME = micro, small and medium-sized enterprise, N/A = not applicable, REDD+ = REDD-plus, RFP = request for proposal, SAP = simplified approval process, TBC = to be confirmed.

^a The GCF Secretariat is analysing opportunities for the continuation of the REDD-plus results-based payment (RBP) programme. The financing amount of REDD-plus RBP projects are indicated as TBC because, at the funding proposal stage, the amount is determined only after assessment and application of the scorecard by the Secretariat and the independent Technical Advisory Panel, and at the CN stage it is not requested in the current REDD-plus RBP CN template.

I. Overall status of the GCF pipeline

1.1 Funding proposal pipeline

1. At its eleventh meeting, the Board requested the Secretariat to provide an update of the pipeline portfolio and to submit it for information to the Board as part of the documentation submitted for every Board meeting.¹ This status report responds to the Board’s request and provides an update for the reporting period of 1 September to 31 December 2022.

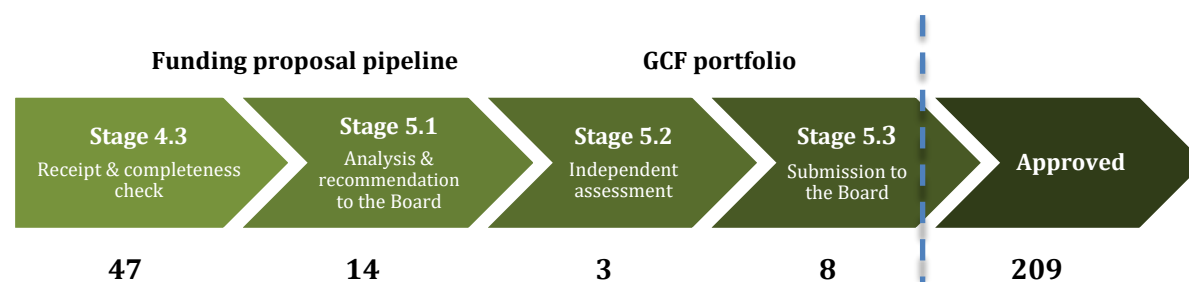
2. As at 31 December 2022,² the GCF pipeline comprises 72 public and private sector funding proposals, which request a total of USD 4.1 billion in GCF funding to support projects and programmes totalling USD 14.5 billion when taking co-financing into account.³

3. Table 1 presents an overview of the pipeline, broken down into different sectors, and figure 1 presents the status of the funding proposals in the pipeline with respect to their level of progress in the GCF due diligence process. The geographical distribution of the pipeline is presented in figures 2 and 3.⁴ In addition, a further breakdown of the geographical distribution of the pipeline by the least developed countries (LDCs), small island developing States (SIDS) and African States can be found in figures 3.1, 3.2 and 3.3, respectively.

Table 1: GCF pipeline overview for funding proposals

		Public	Private
Number	Number of funding proposals	53	19
	New proposals during the reporting period (1 September to 31 December 2022)	8	2
Amount	GCF funding (USD million)	2,496.4	1,588.1
	Co-financing (USD million)	5,100.7	5,297.4
	Total investment (GCF + co-financing, USD million)	7,597.1	6,885.5

Figure 1: Status of funding proposal progress



Note: Stage numbers are according to the updated project and programme cycle (annex IV to decision B.17/09).

¹ Decision B.11/11, paragraph (g).

² The requested GCF amount in euros is converted into United States dollars at the United Nations Operational Rates of Exchange effective as at 31 December 2022 (1 EUR = 1.06496273 USD).

³ The full list of funding proposals is provided in document GCF/B.35/Inf.03/Add.01 titled “Status of the GCF pipeline – Addendum: List of funding proposals and project preparation facility requests”. Owing to the deliberative nature of the document, the addendum is made available to the Board on a limited distribution basis.

⁴ In the case of multi-country projects, the breakdown is based on the simple attribution according to the number of countries marked in each proposal, unless the per cent of each country’s allocation is provided by accredited entities.

Figure 2: Regional distribution of the requested amount of GCF funding

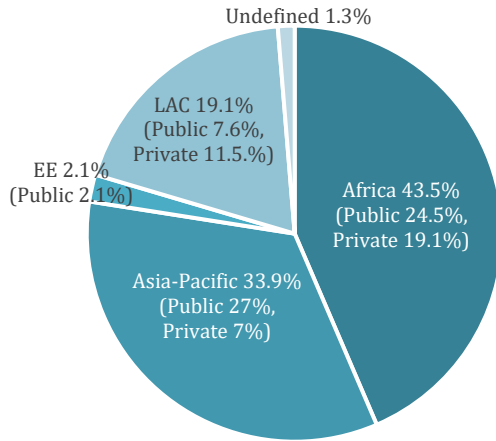
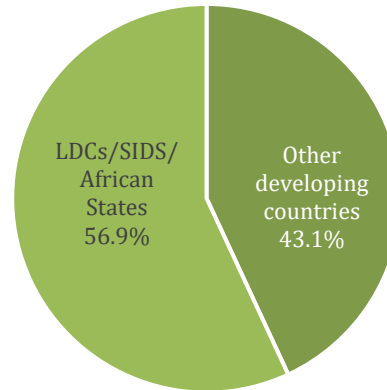
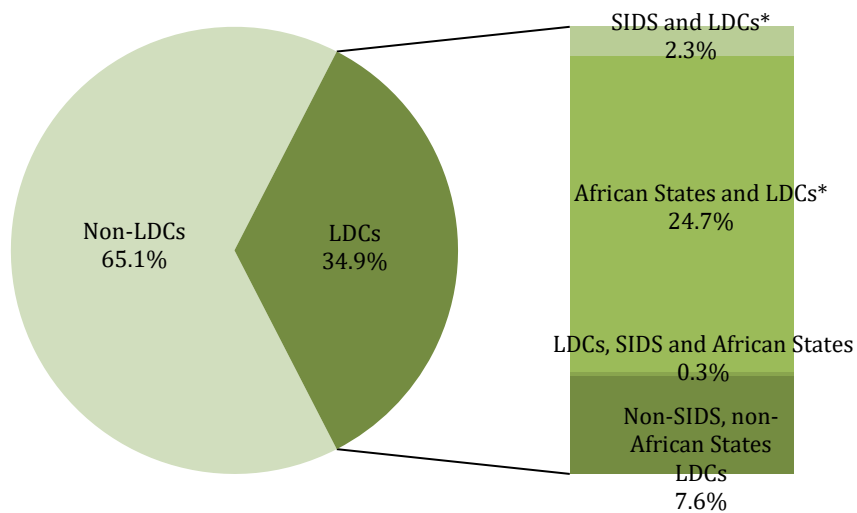


Figure 3: LDCs/SIDS/African States distribution of the requested amount of GCF funding



Abbreviations: EE = Eastern Europe, LAC = Latin America and the Caribbean, LDCs = least developed countries, SIDS = small island developing States.

Figure 3.1: Least developed countries distribution of the requested amount of GCF funding

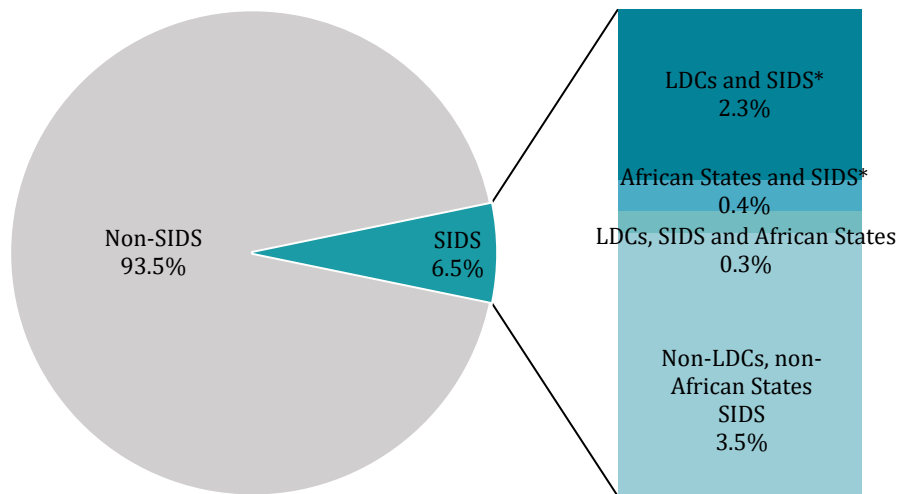


Abbreviations: LDCs = least developed countries, SIDS = small island developing States.

* For LDCs and SIDS: this does not include African States.

** For African States and LDCs: this does not include SIDS.

Figure 3.2: Small island developing States distribution of the requested amount of GCF funding

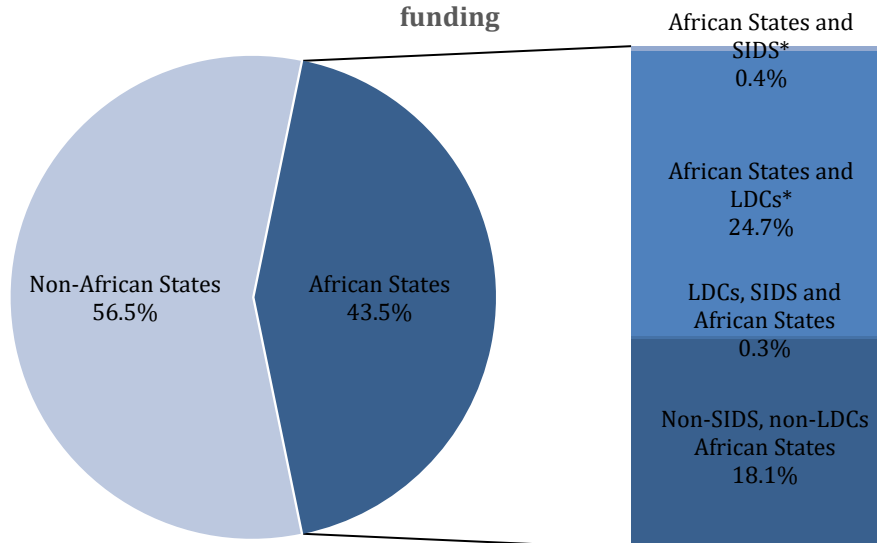


Abbreviations: LDCs = least developed countries, SIDS = small island developing States.

* For LDCs and SIDS: this does not include African States.

** For African States and SIDS: this does not include LDCs.

Figure 3.3: African States distribution of the requested amount of GCF funding



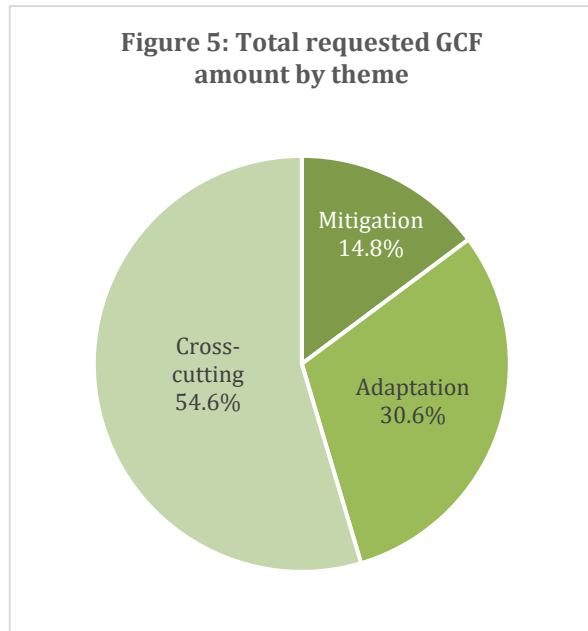
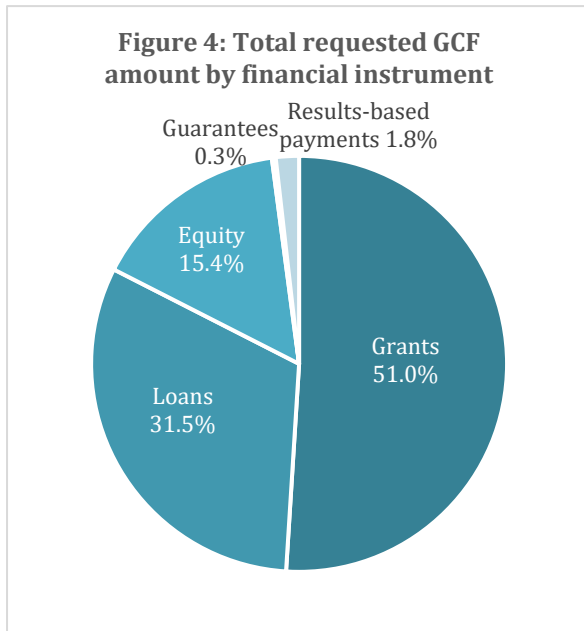
Abbreviations: LDCs = least developed countries, SIDS = small island developing States.

* For African States and SIDS: this does not include LDCs.

** For African States and LDCs: this does not include SIDS.

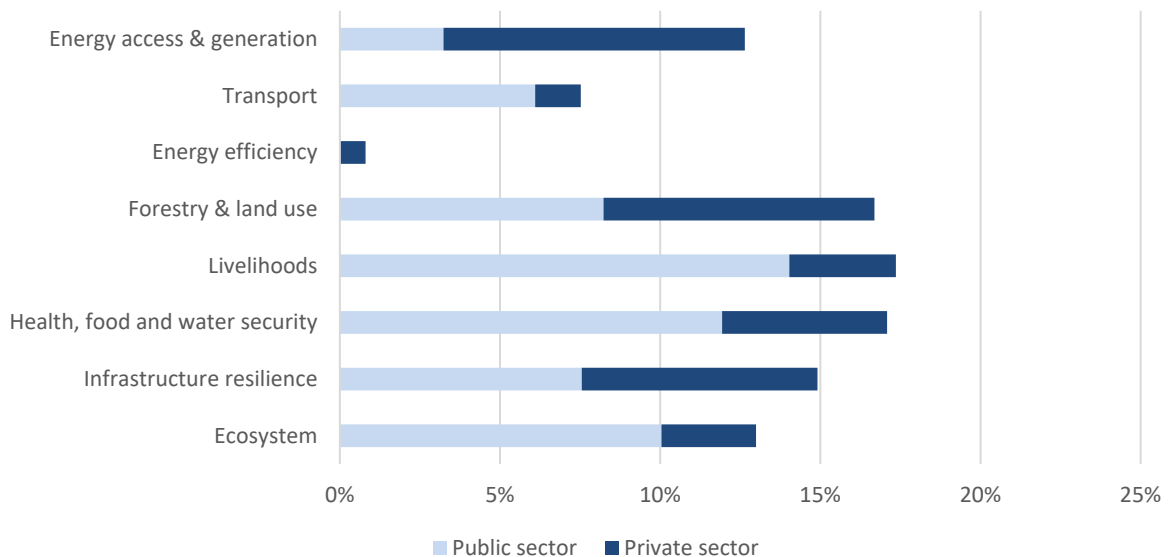
4. The distribution of the pipeline by financial instrument and theme is provided in figures 4 and 5.⁵

⁵ A mitigation and adaptation breakdown of cross-cutting funding proposals may not be available in the pipeline stage.



5. The distribution of the requested funding of the pipeline across the eight results areas of GCF is presented in figure 6.

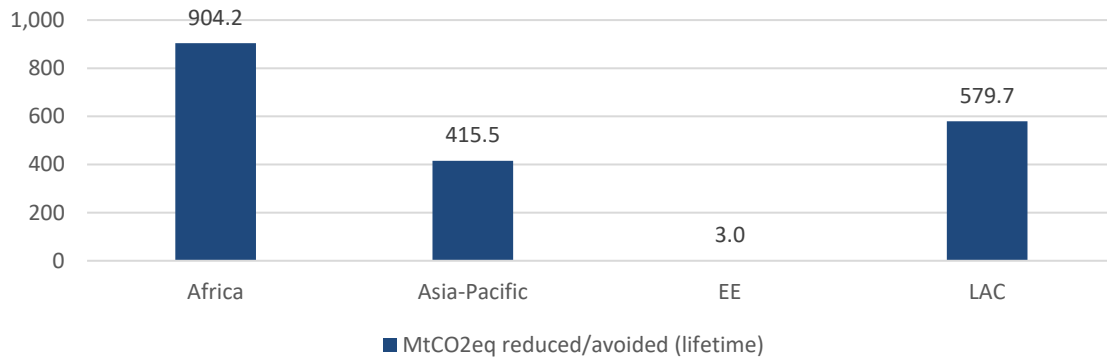
Figure 6: Requested GCF funding by results area (percentage)^a



^a The breakdown of GCF funding into the eight results areas is based on the simple attribution according to the number of results areas marked in each proposal, unless otherwise noted in the proposals.

6. The climate impact potential of the pipeline in terms of the contribution to GCF core indicators is presented in figures 7 and 8.

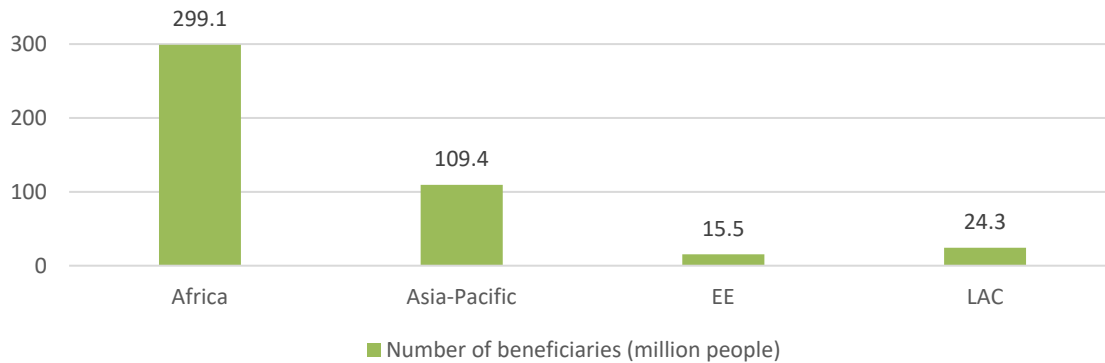
Figure 7: Estimated mitigation impact potential by region (total: 1,902.4 MtCO₂eq)^a



Abbreviations: EE = Eastern Europe, LAC = Latin America and the Caribbean, MtCO₂eq = million tonnes of carbon dioxide equivalent.

^a At the pipeline stage, the estimated data on the impact potential are preliminary and are expected to change during the review.

Figure 8: Estimated adaptation impact potential by region (total: 448.2 million people)^a



Abbreviations: EE = Eastern Europe, LAC = Latin America and the Caribbean.

^a At the pipeline stage, the estimated data on the impact potential are preliminary and are expected to change during the review.

7. The list of the funding proposals in the pipeline at different stages of the review process is presented in annex I. Many of the submitted funding proposals were drawn from the country programme briefs and entity work programmes, the status of which is also presented in annex I.

8. The average time taken for funding proposals during the reporting period, from the date of first funding proposal submission to the date of first feedback from the Secretariat, was 40 days for all accredited entities (AEs) and 65 days for direct access entities (DAEs). The average time taken for all approved projects since B.11, from the first submission of the funding proposal for Board approval, was 374 days for all AEs and 358 days for DAEs. This has led to disbursements of USD 3,050.1 million (excluding AE fees) for all AEs, including USD 317.6 million for DAEs, as at 31 December 2022.

1.2 Concept note pipeline

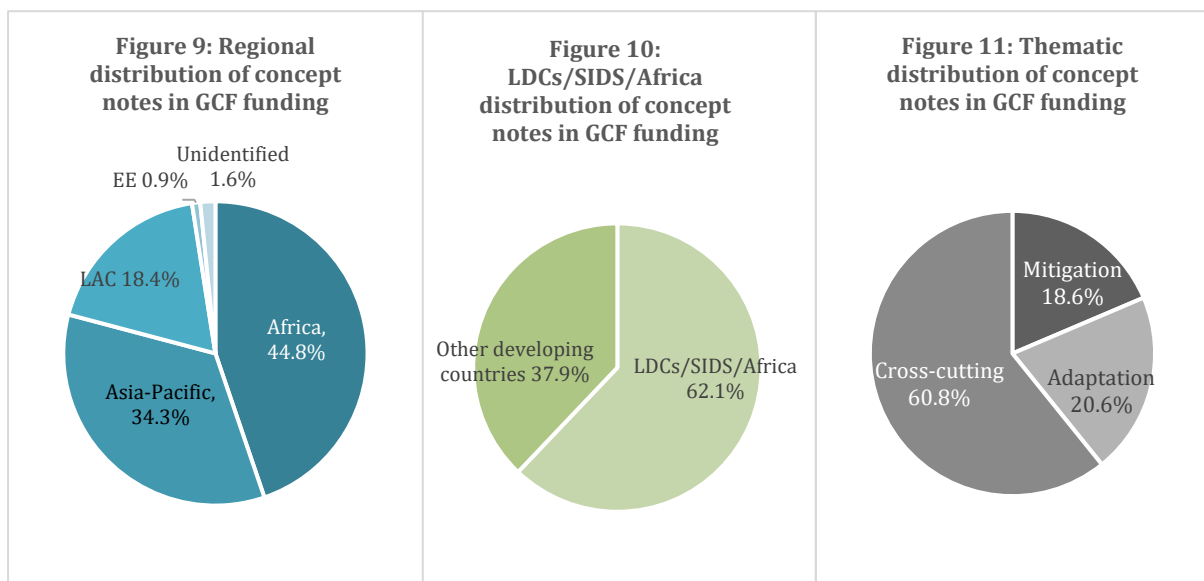
9. The GCF pipeline for concept notes as at the reporting date is shown in table 2.

Table 2: GCF pipeline overview for concept notes^a

		Public	Private
Number	Number of concept notes	249	89
	New proposals during the reporting period (1 September to 31 December 2022)	23	5
Amount	GCF funding (USD million)	9,155.5	6,430.0
	Co-financing (USD million)	13,833.1	25,436.2
	Total investment (GCF + co-financing, USD million)	22,988.6	31,866.2

^a The full list of funding proposals is provided in document GCF/B.35/Inf.03/Add.02 titled “Status of the GCF pipeline – Addendum: List of concept notes”. Owing to the deliberative nature of the document, the addendum is made available to the Board on a limited distribution basis.

10. Figures 9, 10⁶ and 11 present the geographical distribution, including the distribution of funding to LDCs/SIDS/Africa, and the thematic distribution of the requested GCF funding for the concept notes.



Abbreviations: EE = Eastern Europe, LAC = Latin America and the Caribbean, LDCs = least developed countries, SIDS = small island developing States.

11. During the reporting period, the average time taken from the date of the concept note submission to the date when feedback is delivered was 30 days for all AEs and 32 days for DAEs.

⁶ The further breakdowns for LDCs, SIDS and Africa, respectively, are as follows:
For LDCs: 35.7 per cent LDCs, and 64.3 per cent non-LDCs;
For SIDS: 9.7 per cent SIDS, and 90.3 per cent non-SIDS; and
For Africa: 44.8 per cent Africa, and 55.2 per cent non-Africa.

II. Status of the pipeline of projects from direct access entities and the Project Preparation Facility

12. The GCF pipeline for DAEs as at the reporting date is shown in table 3.

Table 3: GCF pipeline for direct access entities

	Number of funding proposals	Percentage (in relation to total pipeline)	Requested GCF funding (USD million)	Percentage (in relation to total investment)
Funding proposals	20	27.8	930.0	22.8
Concept notes	136	40.7	4,811.8	30.9

13. The Secretariat continues to work closely with DAEs and national designated authorities (NDAs)/focal points in developing their pipelines of proposals to be submitted to GCF.

14. At the date of reporting, the Secretariat was working on 83 active PPF applications with letters of no objection from the NDAs/focal points. Further information on this pipeline is as follows:

(a) Of these 83 applications:

(i) Fifty-seven (57) have been approved, including 38 (66 per cent) from DAEs. As at the reporting date, the total approved amount for PPF applications was USD 37.6 million, of which USD 27.0 million had been disbursed:

(1) Of the 57 approved PPFs, 26 funding proposals developed through PPF support have now been submitted to the Secretariat, 15 of these funding proposals have been approved by the Board, and others are at different stages of review and revision;

(ii) Five (5) PPF applications entered the review and revision stage by the Secretariat following endorsement of the associated concept note by the GCF Climate Investment Committee; and

(iii) Twenty-one (21) additional PPF applications are pending the associated underlying project concept note being strengthened and cleared as per the GCF investment criteria, to enable PPF support to be provided; and

(b) In addition to the 83 active applications, another 41 PPF applications have been received but are not currently active due to having been withdrawn by the AEs or NDAs, or with no resubmission or communication from the AEs for more than six months. The list of PPF applications, including those approved, is presented in annex II.

15. Several concerted actions were taken towards improving and expanding the PPF support to assist AEs, and particularly DAEs, more efficiently in the development of concept notes and funding proposals for GCF, as follows:

(a) Eight PPF service applications have been approved to date where six are to support DAEs in project preparation through the independent consultancy firms on the Secretariat's roster; and

(b) In addition to the full PPF support for the comprehensive preparation of funding proposals, the Secretariat has also been using project development firms to provide on-demand technical assistance to DAEs to fill preparation gaps. Ten such technical assistance assignments have been approved so far: three are to provide last mile support to the DAE by addressing comments from the independent Technical Advisory Panel and finalizing the funding proposal, and seven are to help a DAE to strengthen project design for a concept note seeking PPF support.

III. Status of the simplified approval process pilot scheme

16. Since the launch of the simplified approval process (SAP), 25 projects have been approved by the Board, of which 10 are from DAEs and 4 are private sector projects. The approved portfolio of SAP projects amounts to GCF funding of USD 227.2 million with a total funding of USD 418 million. As of the reporting date, the SAP pipeline consists of 105 public and private sector concept notes and funding proposals. The pipeline requests GCF funding of USD 1.1 billion, with a total value of approximately USD 1.8 billion when taking co-financing into account. Of the 105 public and private sector concept notes and funding proposals in the SAP pipeline, 99 are public sector proposals, consisting of 87 concept notes and 12 funding proposals. From the private sector, the SAP pipeline consists of six concept notes.

17. In the SAP pipeline, 68 per cent of the requested GCF funding is from DAEs and NDAs (see figure 12), and 68 per cent of the requested GCF funding is from LDCs, SIDS and African States (see figure 13).

Figure 12: Requested GCF funding by access modality (%)

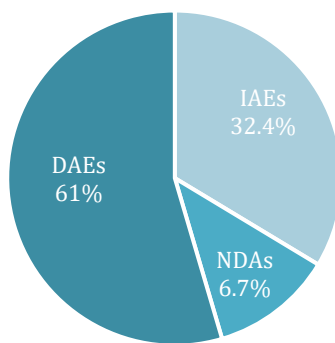
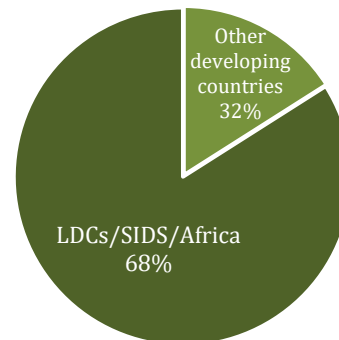
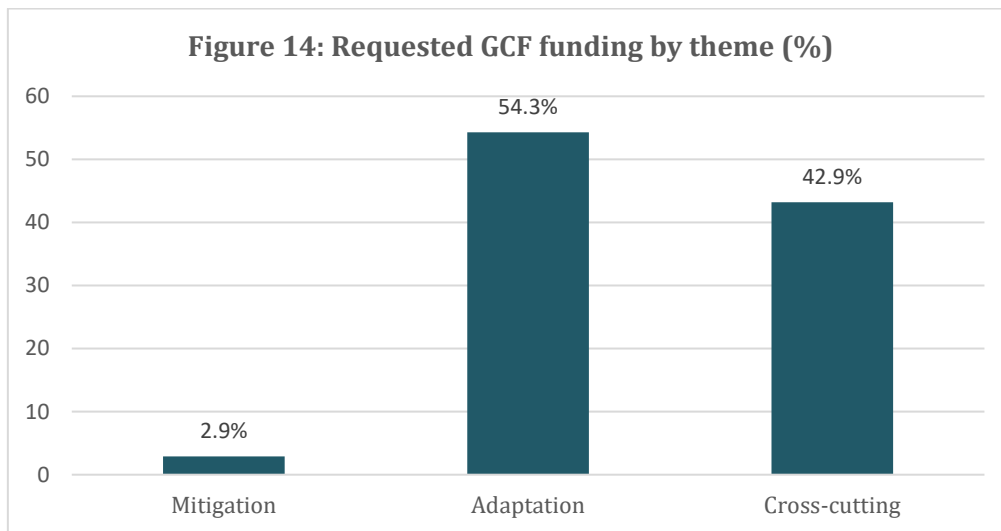


Figure 13: Requested GCF funding by region (%)



Abbreviations: DAE = direct access entity, IAE = international accredited entity, LDC = least developed country, NDA = national designated authority, SIDS = small island developing State.

18. Around 97 per cent of the requested GCF funding targets adaptation and cross-cutting results areas (figure 14), focusing on building the resilience of communities through food and water security measures. Many projects aim to undertake ecosystem-based adaptation for communities, while several projects propose strengthening climate information services and early warning systems. A number of projects target mitigation results through small-scale renewable energy solutions.



19. The average time taken during this reporting period, from the date of an SAP concept note submission by an AE to the date when feedback is delivered from the Secretariat, is 24 days for all AEs and 22 days for DAEs.

IV. Status of active requests for proposals

4.1 Enhancing direct access

20. As per decision B.10/04, the Board approved the allocation of USD 200 million for at least 10 pilot proposals under the enhancing direct access (EDA) request for proposal (RFP). GCF has approved a total of four (4) funding proposals under this pilot, amounting to USD 55.6 million of GCF funding.

21. As at 31 December 2022, there are 10 concept notes and funding proposals submitted by the DAEs and NDAs under the EDA pilot. The pipeline requests GCF funding of USD 247.1 million, with a total value of USD 286 million. Out of the 10 projects, 3 are at funding proposal stage and 7 at concept note stage. In the EDA pipeline, 90 per cent of the requested GCF funding is for LDCs, SIDS and African States.

4.2 Pilot programme to support micro, small and medium-sized enterprises

22. By decision B.13/22, the Board approved the micro, small and medium-sized enterprise (MSME) pilot RFP, deciding to limit GCF participation in the first tranche to USD 100 million. Following the close of the MSME RFP in August 2016 and through the competitive evaluation process, the Board has approved three funding proposals for a total of USD 60 million. The approved projects are USD 20 million for the “Business loan programme for GHG emissions reduction” proposal (FP028) submitted by Mongolia-based XacBank, to which GCF has disbursed its total commitment; USD 20 million for the “Low emissions climate resilient agriculture risk-sharing facility for MSMEs” proposal (FP048) submitted by the Inter-American Development Bank to be implemented in Guatemala and Mexico; and USD 20 million for the “Program on Affirmative Finance Action for Women in Africa (AFAWA): Financing climate resilient agricultural practices in Ghana” proposal (FP114) submitted by the African Development Bank.

23. An overall review of private sector RFPs will be presented to the Board, in the context of an assessment of the performance and results of all GCF RFPs.

4.3 Mobilizing funds at scale

24. In accordance with decision B.16/03, the Board approved the mobilizing funds at scale (MFS) pilot RFP in 2017, allocating up to USD 500 million to innovative, high-impact projects and programmes that mobilize private sector investment in climate change activities. The RFP was open to AEs and non-accredited entities and attracted 350 concept note submissions from more than 70 countries, with an estimated request for GCF financing amounting to USD 18 billion. The Board has approved USD 60 million for the project “Espejo de Tarapacá” (FP115) submitted by MUFG Bank, Ltd.; USD 25 million for the project “Arbaro Sustainable Forestry Fund” in Ecuador, Ethiopia, Ghana, Paraguay, Peru, Sierra Leone and Uganda submitted by MUFG Bank, Ltd. (FP128); and USD 9.9 million under the SAP for “Scaling Smart, Solar, Energy Access Microgrids in Haiti” submitted by the Nordic Environment Finance Corporation (SAP013). At B.27, the Board approved two additional MFS projects, namely USD 18.5 million for the project “Global Subnational Climate Fund (SnCF Global) – Technical Assistance (TA) Facility” submitted by the International Union for Conservation of Nature (FP151) and USD 150 million for the “Global Subnational Climate Fund (SnCF Global) – Equity” submitted by Pegasus Capital Advisors (FP152). The SnCF Global targets a total of 42 countries across the Eastern Europe, Latin America and the Caribbean, Africa and Asia-Pacific regions.

25. The Secretariat continues to engage with proponents of the shortlisted projects towards developing full funding proposals for consideration by the Board. An overall review of private sector RFPs will be presented to the Board, in the context of an assessment of the performance and results of all GCF RFPs.

4.4 REDD-plus results-based payments

26. By decision B.18/07, the Board allocated USD 500 million to the RFPs for a pilot programme for REDD-plus results-based payments (RBPs) due to end at the last Board meeting of 2022, namely B.34. With the approval of eight funding proposals amounting to a total GCF financing of USD 496.7 million, the envelope was effectively exhausted by November 2020, two years ahead of schedule.

27. Five concept notes (three from the Asia-Pacific region, one from Latin America and the Caribbean and one from Africa) remain in the pipeline for the first phase of the RFP. Three additional countries (two in the Asia-Pacific region and one in Africa) were eligible for RBPs as of 25 January 2023 according to the Lima REDD-plus Information Hub, a United Nations Framework Convention on Climate Change platform that publishes information on the results of REDD-plus activities and corresponding RBPs.

28. Based on recommendations by Board members in the lead-up to B.29, informal discussions took place in 2021 and 2022 on the continuation of the RFP into a second phase, with further guidance required from the Board before terms of reference can be further developed for a second phase of the REDD-plus RBP programme.

V. Status of pipeline knowledge management

29. By decision B.17/09, annex III, the Board requested the Secretariat to develop an online concept note and funding proposal submission portal and to improve data management and analytics, including, for example, the AE submission portal and the NDA portal. Responding to the decision, the Secretariat has enhanced the quality and transparency of the project pipeline

by providing more advanced knowledge management systems to the public, stakeholders and internal users.

30. Based on lessons learned from the SAP online submission system, the Secretariat officially launched the updated online Digital Proposal Submission (DPS) system to all AEs and NDAs and focal points on 27 July 2022. DPS is a more user-friendly, advanced online submission system that includes the concept notes and funding proposals for both SAP and the standard proposal approval process. DPS aims to enhance the efficiency and transparency in managing the concept notes and funding proposals by eliminating manual processes and streamlining the submission and review workflow. The DPS system uses GCF enterprise-wide taxonomy to identify and classify the content of concept notes and funding proposals effectively and efficiently. The DPS system received 110 submissions from AEs and NDAs between 27 July 2022 and 31 December 2022. The overall reception has been very positive. The capabilities of the DPS platform will be expanded to include other forms of submissions as part of the overall digitization strategy of the Secretariat.

Annex I: List of funding proposals

Funding proposals in the GCF pipeline at different stages of the review process

No.	Direct/ international access entity	Sector	Project/ programme title	Region	Project/ programme	GCF amount (USD) ^{a, b}	Financial instrument	Total size (USD) ^a	LDCs/ SIDS/ African States	Theme	Stage ^c	Impact potential ^d		CP? ^e	EWP? ^e	Year of CN submission	Year of FP submission	SAP	RFP
												Mitigation (CO ₂ e _q)	Adaptation (beneficiari es)						
1	DAE	Public	Agriculture project	Africa	Project	50.0M	Grants	50.0M	Africa	Cross-cutting	4.3	0K	100K	No	No	2016	2019	PAP	
2	DAE	Public	River basins management project	Africa	Project	10.6M ^b	Grants	11.8M	LDCs, Africa	Cross-cutting	4.3	0K	820K	No	No	2018	2019	SAP	
3	DAE	Public	Climate adaptation project	Africa	Project	46.8M	Grants, Results-Based Payment	48.3M	LDCs, Africa	Adaptation	5.1	0K	3,750K	No	No		2021	PAP	EDA
4	DAE	Private	Transportation Programme	Latin America and the Caribbean	Programme	16.8M	Equity, Grants	40.8M		Mitigation	4.3	0K	0K	Yes	Yes	2017	2018	PAP	MFS
5	DAE	Public	Enhancing adaptive capacity project for farmers	Latin America and the Caribbean	Project	10.3M	Grants	21.4M	SIDS	Adaptation	4.3		45K	Yes	Yes	2019	2022	SAP	
6	DAE	Public	Resilient agriculture project	Africa	Project	9.5M	Grants	9.5M	LDCs, Africa	Cross-cutting	4.3	0K	21K	No	No	2018	2021	SAP	
7	DAE	Public	Water Reuse Programme	Africa	Programme	235.0M	Grants, Senior Loans	1,472.0M	Africa	Adaptation	5.1	0K	7,303K	No	Yes	2021		PAP	
8	DAE	Private	Renewable Energy Programme	Africa	Programme	16.5M	Equity, Grants	114.0M	LDCs, Africa	Mitigation	5.2	240,600K	0K	Partly	Yes	2017	2019	PAP	MFS
9	DAE	Private	Solar Programme	Africa	Programme	15.8M	Grants, Senior Loans	30.8M	Africa	Mitigation	4.3	453K	0K	Yes	No		2021	PAP	
10	DAE	Public	Enhancing resilience project	Latin America and the Caribbean	Project	9.5M	Grants	10.0M		Adaptation	4.3	38,962K	27K	Yes	No	2018	2022	SAP	
11	DAE	Private	Technology Programme	Asia-Pacific	Programme	128.0M	Equity, Grants	237.1M	LDCs	Cross-cutting	5.1	6,502K	15,382K	No	Yes	2020	2022	PAP	
12	DAE	Public	Ecosystem based adaptation project	Asia-Pacific	Programme	8.7M	Grants	9.7M	SIDS	Adaptation	4.3	0K	160K	Partly	No	2021		SAP	EDA
13	DAE	Public	Forest and landscape restoration project	Africa	Programme	45.0M	Grants	50.0M	LDCs, Africa	Cross-cutting	5.1	143K	200K	No	No	2018	2022	PAP	
14	DAE	Public	Catchment restoration project	Africa	Project	44.4M	Grants	44.9M	LDCs, Africa	Cross-cutting	4.3	251K	157K	No	No		2021	PAP	
15	DAE	Public	Climate resilient safe water access project	Africa	Project	45.0M	Grants	50.0M	LDCs, Africa	Cross-cutting	4.3	0K	0K	No	No	2020	2022	PAP	
16	DAE	Public	Resilience project	Asia-Pacific	Project	36.9M	Grants	84.0M		Cross-cutting	4.3	0K	9,881K	No	No		2022	PAP	

No.	Direct/ international access entity	Sector	Project/ programme title	Region	Project/ programme	GCF amount (USD) ^{a, b}	Financial instrument	Total size (USD) ^a	LDCs/ SIDS/ African States	Theme	Stage ^c	Impact potential ^d		CP? ^e	EWP? ^e	Year of CN submission	Year of FP submission	SAP	RFP
												Mitigation (CO ₂ eq)	Adaptation (beneficiaries)						
17	DAE	Public	Climate resilience project	Asia-Pacific	Project	90.0M	Grants	450.0M		Cross-cutting	4.3	113,550K	5,500K	No	No		2022	PAP	
18	DAE	Public	Livelihood project	Asia-Pacific	Project	42.2M	Grants	50.0M	LDCs	Adaptation	4.3	0K	565K	Yes	No	2017	2022	PAP	
19	DAE	Public	Livestock project	Asia-Pacific	Project	43.9M	Grants	64.4M	LDCs	Cross-cutting	4.3	1,604K	1,000K	No	No	2019	2022	PAP	EDA
20	DAE	Public	Drought project	Asia-Pacific	Project	25.0M	Grants	30.0M	LDCs	Adaptation	4.3		3,729K	No	No	2019	2022	SAP	
21	IAE	Private	Low Carbon Technologies Fund	Africa	Programme	55.0M	Equity, Grants	210.0M	LDCs, Africa	Cross-cutting	4.3	50,000K	4,000K	No	Yes	2022	2022	PAP	
22	IAE	Public	Flood project	Asia-Pacific	Project	35.0M	Grants	275.0M		Adaptation	4.3	0K	25,600K	No	No	2020	2022	PAP	
23	IAE	Public	Resilience project	Asia-Pacific	Programme	120.0M	Grants, Senior Loans	750.0M	LDCs, SIDS	Adaptation	5.1	0K	5,000K	No	No	2020	2022	PAP	
24	IAE	Public	Transportation project	Asia-Pacific, Eastern Europe	Programme	170.0M	Grants, Senior Loans	454.0M	LDCs	Cross-cutting	5.1	10,385K	3,682K	No	No	2020	2022	PAP	
25	IAE	Private	Infrastructure Climate Resilient Fund	Africa	Programme	263.1M	Equity, Grants	775.0M	LDCs, Africa	Adaptation	5.1	0K	180,267K	No	No	2021	2022	PAP	
26	IAE	Public	Low carbon transportation project	Latin America and the Caribbean	Programme	123.2M ^b	Grants, Senior Loans	327.7M	SIDS	Mitigation	5.2	4,334K	0K	Partly	Yes	2020	2022	PAP	
27	IAE	Public	Adaptation project	Africa	Programme	10.0M	Grants	20.0M	LDCs, Africa	Adaptation	5.1	0K	3,722K	Partly	No	2020	2022	SAP	
28	IAE	Public	Promoting sustainable agriculture project	Africa	Programme	174.3M	Grants, Senior Loans	425.6M	LDCs, Africa	Cross-cutting	4.3	103,600K	39,400K	No	No	2018	2022	PAP	
29	IAE	Private	Renewable Energy Programme	Africa	Programme	85.0M	Equity, Grants	450.0M	LDCs, Africa	Mitigation	4.3	26,000K	0K	No	No	2017	2021	PAP	MFS
30	IAE	Private	Green Investment Facility	Africa	Programme	43.3M	Grants, Senior Loans	76.6M	LDCs, Africa	Cross-cutting	4.3	1,313K	1,104K	No	No	2020	2021	PAP	
31	IAE	Private	Solar ABS Mexico	Latin America and the Caribbean	Programme	148.8M	Grants, Subordinated Loans	485.0M		Mitigation	4.3	6,237K	0K	No	No	2017	2021	PAP	MFS
32	IAE	Private	Renewable Energy Programme	Africa	Programme	50.0M	Equity	250.0M	LDCs, SIDS, Africa	Cross-cutting	5.1	3,954K	1,676K	No	Yes	2021	2022	PAP	
33	IAE	Private	Climate Fund		Project	55.0M	Equity, Grants	255.0M		Cross-cutting	4.3			N/A	No		2021	PAP	
34	IAE	Private	Forestry Project	Africa, Latin America and the Caribbean	Project	60.0M	Grants, Results-Based Payment	410.8M	Africa	Mitigation	4.3	0K	0K	No	No	2017	2019	PAP	MFS
35	IAE	Private	Green Investment Fund	Asia-Pacific, Latin America and the Caribbean	Programme	32.4M ^b	Equity, Grants	331.0M	SIDS	Cross-cutting	5.1	21,200K	2,083K	No	Yes		2020	PAP	
36	IAE	Public	Adaptation in Agriculture project	Asia-Pacific	Project	26.3M	Grants	39.3M		Cross-cutting	5.1	4,380K	6,250K	No	No	2022	2022	PAP	

No.	Direct/ international access entity	Sector	Project/ programme title	Region	Project/ programme	GCF amount (USD) ^{a, b}	Financial instrument	Total size (USD) ^a	LDCs/ SIDS/ African States	Theme	Stage ^c	Impact potential ^d		CP? ^e	EWP? ^e	Year of CN submission	Year of FP submission	SAP	RFP
												Mitigation (CO ₂ eq)	Adaptation (beneficiaries)						
37	IAE	Public	Increasing resilience of vulnerable farmers project	Latin America and the Caribbean	Project	19.4M	Grants	24.4M	LDCs, SIDS	Adaptation	4.3	0K	90K	No	No	2019	2022	PAP	
38	IAE	Public	Agriculture project	Asia-Pacific	Project	36.2M	Grants	42.9M	LDCs	Adaptation	5.2	0K	1,450K	Yes	No	2021	2022	PAP	
39	IAE	Public	Ecosystem based climate resilience project	Latin America and the Caribbean	Project	33.3M	Grants	63.3M		Adaptation	5.1	0K	1,333K	No	No	2021	2022	PAP	
40	IAE	Public	Agricultural resilience projects	Asia-Pacific	Project	30.0M	Grants	41.0M		Adaptation	4.3	0K	650K	No	No	2021	2022	PAP	
41	IAE	Public	Resilient watersheds project	Africa	Project	40.0M	Grants	51.3M	LDCs, Africa	Cross-cutting	4.3	2,578K	575K	No	No	2022	2022	PAP	
42	IAE	Private	Forestry Programme	Africa	Programme	36.9M	Grants, Senior Loans, Subordinated Loans	320.9M	Africa	Mitigation	4.3	0K	0K	No	No	2017	2021	PAP	MFS
43	IAE	Private	Cattle and soy project	Latin America and the Caribbean	Programme	106.9M	Grants, Senior Loans	246.9M		Cross-cutting	5.2	46,494K	600K	Yes	No	2018	2019	PAP	
44	IAE	Private	Agriculture and forestry programme	Africa, Asia-Pacific, Latin America and the Caribbean	Programme	189.4M	Grants, Subordinated Loans	983.8M	LDCs, Africa	Cross-cutting	5.1	1,000,000K	2,000K	No	No	2021	2022	PAP	
45	IAE	Public	Climate smart agriculture project	Asia-Pacific	Project	45.7M ^b	Grants	99.1M		Cross-cutting	4.3	3,668K	1,250K	No	No	2021	2022	PAP	
46	IAE	Public	Emission Reductions program	Asia-Pacific	Project	35.0M ^b	Grants	78.9M	LDCs	Cross-cutting	5.2	4,600K	487K	Yes	Yes	2022	2022	PAP	
47	IAE	Public	Agricultural Transformation project	Africa	Project	53.9M	Grants, Senior Loans	181.4M	LDCs, Africa	Cross-cutting	5.1	1,049K	3,980K	No	Yes	2018	2022	PAP	
48	IAE	Public	Agroforestry Programme	Asia-Pacific	Project	35.0M	Grants	97.7M		Cross-cutting	4.3	6,680K	1,420K	No	Yes	2022	2022	PAP	
49	IAE	Public	Agriculture support programme	Asia-Pacific	Project	39.0M	Grants, Senior Loans	78.8M		Cross-cutting	4.3	5,960K	619K	No	Yes	2021	2022	PAP	
50	IAE	Private	REDD+ Programme	Africa, Latin America and the Caribbean	Programme	69.1M	Grants, Reimbursable Grants, Subordinated Loans	111.6M	LDCs, Africa	Mitigation	5.1	15,000K	0K	No	No	2017	2018	PAP	MFS
51	IAE	Public	Forests project	Africa	Project	30.6M	Grants	49.6M	Africa	Mitigation	4.3	9,140K	500K	No	No	2020	2022	PAP	

No.	Direct/ international access entity	Sector	Project/ programme title	Region	Project/ programme	GCF amount (USD) ^{a, b}	Financial instrument	Total size (USD) ^a	LDCs/ SIDS/ African States	Theme	Stage ^c	Impact potential ^d		CP? ^e	EWP? ^e	Year of CN submission	Year of FP submission	SAP	RFP
												Mitigation (CO ₂ eq)	Adaptation (beneficiaries)						
52	IAE	Public	Enhancing adaptive capacity project	Africa	Project	30.8M	Grants	49.5M	LDCs, Africa	Cross-cutting	4.3	12,835K	3,044K	No	No	2019	2022	PAP	
53	IAE	Public	Coastal and Marine ecosystem programme	Asia-Pacific	Programme	40.0M	Grants	50.0M	LDCs, SIDS	Adaptation	4.3	0K	2,858K	Partly	No	2019	2022	PAP	
54	IAE	Private	Climate change project platform	Africa, Asia-Pacific, Latin America and the Caribbean	Programme	150.0M	Subordinated Loans	1,430.0M	LDCs, SIDS, Africa	Cross-cutting	5.1	0K	0K	No	No	2022	2022	PAP	
55	IAE	Public	Climate resilience village project	Asia-Pacific	Project	25.0M	Grants	30.4M	LDCs, SIDS	Adaptation	4.3		463K	No	Yes	2022	2022	SAP	
56	IAE	Public	Coastal resilience project	Asia-Pacific	Project	18.2M	Grants	19.4M	SIDS	Adaptation	4.3	0K	24K	Yes	No		2021	PAP	
57	IAE	Public	Vulnerable coastal communities project	Asia-Pacific	Project	78.3M	Grants	137.0M		Cross-cutting	4.3	0K	0K	No	No	2017	2019	PAP	
58	IAE	Public	Flood Management project	Latin America and the Caribbean	Project	23.0M	Grants	31.9M	LDCs, SIDS	Adaptation	5.1	3,637K	1,026K	No	No	2018	2022	PAP	
59	IAE	Public	Flood risk management project	Eastern Europe	Project	14.4M	Grants	72.7M		Adaptation	5.1	0K	903K	No	No	2019	2022	PAP	
60	IAE	Public	Climate-resilient project	Africa	Project	44.0M	Grants	49.0M	Africa	Adaptation	4.3	0K	1,060K	Yes	No	2017	2021	PAP	
61	IAE	Public	Early warning system project	Africa	Project	10.0M	Grants	11.0M	LDCs, Africa	Adaptation	4.3	0K	22,000K	No	No	2018	2021	SAP	
62	IAE	Public	Early warning system project	Eastern Europe	Project	23.2M	Grants	33.3M		Adaptation	4.3	0K	13,500K	No	No	2019	2022	PAP	
63	IAE	Public	Climate resilient agriculture project	Africa	Project	10.0M	Grants	11.0M	Africa	Adaptation	4.3	0K	8,600K	Yes	No	2019	2021	SAP	
64	IAE	Public	Climate resilience project	Africa	Project	19.0M	Grants	23.6M	LDCs, Africa	Adaptation	5.2	0K	1,282K	No	No	2019	2021	PAP	
65	IAE	Public	Landscape management project	Asia-Pacific	Project	36.9M	Grants	43.9M		Adaptation	4.3	0K	920K	No	No		2022	PAP	
66	IAE	Private	Landscape and Livelihoods Project	Asia-Pacific	Project	66.2M	Grants, Senior Loans	126.2M		Cross-cutting	4.3	0K	0K	No	No	2017	2019	PAP	MFS
67	IAE	Public	Climate resilience food security project	Asia-Pacific	Project	9.5M	Grants	10.0M		Adaptation	4.3	0K	399K	No	No	2019	2022	SAP	
68	IAE	Public	Enhancing adaptive capacity	Africa	Project	9.0M	Grants	10.0M	Africa	Adaptation	4.3		280K	No	No	2021	2022	SAP	

No.	Direct/ international access entity	Sector	Project/ programme title	Region	Project/ programme	GCF amount (USD) ^{a, b}	Financial instrument	Total size (USD) ^a	LDCs/ SIDS/ African States	Theme	Stage ^c	Impact potential ^d		CP? ^e	EWP? ^e	Year of CN submission	Year of FP submission	SAP	RFP
												Mitigation (CO ₂ eq)	Adaptation (beneficiaries)						
			for farmers project																
69	IAE	Public	Sustainable renewables project	Africa, Asia-Pacific	Programme	160.0M	Grants, Guarantees, Reimbursable Grants, Senior Loans	1,119.0M	LDCs, SIDS, Africa	Cross-cutting	5.2	55,007K	25,900K	No	No		2022	PAP	
70	IAE	Public	Forest project	Latin America and the Caribbean	Project	48.4M	Grants	79.9M		Cross-cutting	4.3	56,000K	1,590K	No	Yes	2018	2022	PAP	
71	IAE	Public	Climate Adaptation for flood risk management project	Asia-Pacific	Project	44.0M	Grants	114.5M		Adaptation	4.3	0K	11,010K	No	No	2020	2022	PAP	
72	IAE	Public	Sustainable landscapes project	Latin America and the Caribbean	Project	43.0M	Grants	145.2M		Cross-cutting	4.3	46,300K	16,944K	Yes	Yes	2019	2022	PAP	
Total (Public)						2,496.4		7,597.1											
Total (Private)						1,588.1		6,885.5											
Total (Public + Private)						4,084.5		14,482.7											

Abbreviations: CN = concept note, CP = country programme, DAE = direct access entity, EDA = enhancing direct access, EWP = entity work programme, FP = funding proposal, IAE = international access entity, K = thousand, LDC = least developed country, N/A = not applicable, M = million, MFS = mobilizing funds at scale, PAP = proposal approval process, RBP = results-based payment, RFP = request for proposal, SAP = simplified approval process, SIDS = small island developing State(s).

^a The individual funding amounts are rounded to the nearest tenth.

^b The requested GCF amount in euros is converted into United States dollars at the United Nations Operational Rates of Exchange as at 31 December 2022 (1 EUR = 1.06496273 USD).

^c Stage: (4.3) funding proposal receipt and completeness check; (5.1) second-level due diligence by the Secretariat; (5.2) submission to the independent Technical Advisory Panel; and (5.3) submission to the Board. Stage numbers are according to the updated project and programme cycle (decision B.17/09, annex IV).

^d Since the funding proposal is at an early stage of development, the accredited entity is still in the process of quantifying the mitigation and adaptation impacts.

^e This table takes into consideration the CPs and EWPs for IRM and GCF-1 submitted to the Secretariat. Please take note that for GCF-1, CPs and EWPs of IAEs and regional DAEs need to be reviewed and endorsed by the Secretariat's Climate Investment Committee, while EWPs of national DAEs are incorporated into the CPs. Information provided in this table should not be interpreted as confirmation of whether a funding proposal is supported by national designated authorities/focal points or accredited entities at the date of publication of this report. Under column CP: (i) "Partly" indicates that a multi-country funding proposal is captured in only part of the country programmes of relevant countries; and (ii) "No" may indicate that the country has not shared a CP with the Secretariat, the draft CP has been shared with the Secretariat but is not yet endorsed by the Climate Investment Committee, or that the funding proposal is not included in the latest version of the CP shared with the Secretariat. It must be noted that funding proposals in early development stages may have been presented to the GCF Secretariat with different titles in EWPs and CPs, hence not allowing the Secretariat to identify them as the same project until further consultations take place with AEs and NDAs or focal points.

^f The financing amounts of some REDD-plus RBP projects can be indicated as "TBC" (to be confirmed) because the amount is determined only after the assessment and application of the

scorecard by the Secretariat and the independent Technical Advisory Panel.

^g As per the updated GCF project/programme cycle indicated in the Programming Manual, the pipelines of national DAEs are now integrated in the country programmes.

Annex II: List of Project Preparation Facility applications

Project Preparation Facility applications in the GCF pipeline at different stages of the review process

#	Sector	Project Title	Region	LDCs/SIDS/ African States	Entity Type	Theme	PPF Amount in USD	Latest Stage
1	Public	Development of an Integrated, Sustainable and Resilient Agricultural Project to Climate Change	Africa	Yes	National	Cross-cutting	717,407	6
2	Private	Infrastructure Climate Resilient Fund (ICRF)	Africa	Yes	International	Adaptation	835,500	
3	Public	Pilot project of hydro agricultural perimeters development with smart agricultural practices resilient to climate change	Africa	Yes	Regional	Cross-cutting	439,134	
4	Public	Analysis and Implementation Feasibility Study Fast Train Passenger Project	Latin America and the Caribbean	No	Regional	Mitigation	240,000	
5	Public	Low-Emission and Climate Resilient Agriculture	Latin America and the Caribbean	No	Regional	Cross-cutting	670,600	
6	Public	Building the Adaptive Capacity of Sugarcane Farmers	Latin America and the Caribbean	Yes	Regional	Adaptation	594,779	
7	Public	The R's (Reduce, Reuse and Recycle) for climate resilience wastewater systems (3R-CReWS)	Latin America and the Caribbean	Yes	Regional	Cross-cutting	1,023,703	
8	Public	Ecosystem and livelihoods resiliency: climate change risk reduction through ecosystem-based adaptation communal grazing lands	Africa	Yes	International	Cross-cutting	365,316	
9	Private	Agriculture Climate Adaptation Technology Deployment Programme	Africa	Yes	National	Adaptation	560,500	
10	Public	Water Reuse Programme	Africa	Yes	Regional	Adaptation	479,846	
11	Public	Climate Resilient Fishery Initiative for Livelihood Improvement	Africa	Yes	International	Adaptation	277,469	
12	Public	Preparation of the "Public-Social-Private Partnerships for Ecologically-Sound Agriculture and Resilient Livelihood (PEARL)" Project	Asia-Pacific	Yes	International	Adaptation	196,285	
13	Public	Enhancing resilience of communities, smallholders and ecosystems to climate change impacts through adapting and scaling up land/resources used systems	Latin America and the Caribbean	No	Regional	Adaptation	492,733	
14	Private	Promoting private sector investment through large scale adoption of energy saving technologies and equipment for garment sector	Asia-Pacific	Yes	National	Mitigation	265,385	
15	Private	Promoting private sector investment through large scale adoption of energy saving technologies and equipment for textile sector	Asia-Pacific	Yes	National	Mitigation	263,490	
16	Public	IGREENFIN project and GCF Umbrella Program for the Great Green Wall Initiative	Africa	Yes	International	Cross-cutting	1,302,753	
17	Public	Coastal and Marine Ecosystem Resilience Programme	Asia-Pacific	Yes	International	Adaptation	580,071	
18	Private	Collaborative R&DB Programme for Promoting the Innovation of Climate Technopreneurship	Asia-Pacific	Yes	National	Cross-cutting	1,243,580	
19	Public	Ecosystem-based Adaptation (EbA) for Reducing Community Vulnerability to Climate Change in Northern Pacific Small Island Developing States (SIDS)	Asia-Pacific	Yes	Regional	Adaptation	173,122	
20	Public	Rural Green Economy and Climate Resilient Development Programme	Africa	Yes	National	Cross-cutting	1,498,841	
21	Public	Transformative green development: Stimulating investment in developing sustainable economies through enhanced environmental services and climate resilience	Africa	Yes	National	Cross-cutting	547,455	
22	Private	Green Guarantee Company ("GGC")	Asia-Pacific	Yes	International	Cross-cutting	918,520	

#	Sector	Project Title	Region	LDCs/SIDS/ African States	Entity Type	Theme	PPF Amount in USD	Latest Stage
23	Public	Enhancing Adaptation and Community Resilience by Improving Water Security	Asia-Pacific	Yes	Regional	Adaptation	121,925	
24	Public	Preparatory Assessments for the Climate Resilience Project	Africa	Yes	International	Adaptation	934,185	
25	Public	Integrated Landscape Management Initiative	Asia-Pacific	No	International	Cross-cutting	282,633	
26	Public	Enhancing Early Warning Systems to build greater resilience to hydro and meteorological hazards in Pacific Small Island Developing States (SIDS)	Asia-Pacific	Yes	International	Adaptation	535,833	
27	Public	Building Resilience to Climate Change through Ecosystem-Based Adaptation for Integrated Flood Risk Management	Asia-Pacific	No	International	Adaptation	694,646	
28	Private	Green Finance Corporation	Asia-Pacific	No	National	Mitigation	373,290	
29	Public	Sustainable Transport for Intermediate Cities (STIC Program)	Latin America and the Caribbean	No	Regional	Mitigation	1,415,750	5
30	Private	Public and Private Sector Energy Efficiency Programme (PPSEEP)	Africa	Yes	Regional	Mitigation	318,060	
31	Public	Bus Rapid Transit Development	Asia-Pacific	No	National	Mitigation	800,000	
32	Private	Mini-grid/off-grid Solution	Asia-Pacific	No	National	Cross-cutting	926,425	
33	Public	Arundo donax Renewable Bio-mass Fuel	Latin America and the Caribbean	Yes	Regional	Cross-cutting	694,000	4
34	Private	Scaling up the deployment of Integrated Utilities Services (IUS) to support energy sector transformation in the Caribbean (Phase I)	Latin America and the Caribbean	Yes	Regional	Cross-cutting	810,498	
35	Private	Transforming Finance to Unlock Climate Action in the Caribbean	Latin America and the Caribbean	Yes	Regional	Cross-cutting	613,471	
36	Public	Climate Resilience of the Water Sector	Latin America and the Caribbean	Yes	Regional	Adaptation	724,409	
37	Public	Transformative public and private partnerships for climate change adaptation and mitigation through the protection of mangroves and wetlands	Latin America and the Caribbean	No	International	Cross-cutting	277,172	
38	Public	Adapting tuna-dependent Pacific Island communities and economies to climate change	Asia-Pacific	Yes	International	Adaptation	1,499,939	
39	Public	Waste Management Flagship Programme	Africa	Yes	Regional	Mitigation	1,386,750	
40	Public	Sustainable Communities for Climate Action	Latin America and the Caribbean	No	National	Cross-cutting	878,133	
41	Public	Climate Resilient Coastal Forestry	Asia-Pacific	Yes	National	Cross-cutting	249,702	
42	Public	Securing Permanent Forests to Combat Climate Change and Enhance Sustainable National and Local Economies	Africa	Yes	International	Cross-cutting	555,684	
43	Public	Building Resilient and healthy Communities	Asia-Pacific	Yes	National	Adaptation	568,733	
44	Public	Green City Pilot	Africa	Yes	National	Cross-cutting	1,030,750	
45	Public	Mainstreaming Climate Smart Planning and Implementation into Agricultural Development	Africa	Yes	National	Cross-cutting	664,747	
46	Public	Devolved climate change governance to strengthen resilience of communities' in target counties	Africa	Yes	National	Adaptation	371,200	
47	Public	Project preparation for increasing resilience to the health risks of climate change	Asia-Pacific	Yes	Regional	Adaptation	108,273	

#	Sector	Project Title	Region	LDCs/SIDS/ African States	Entity Type	Theme	PPF Amount in USD	Latest Stage
48	Public	Strengthening the resilience of ecosystems and populations in four regional hubs	Africa	Yes	International	Adaptation	331,067	
49	Public	Green Transport Program	Asia-Pacific	Yes	International	Mitigation	526,311	
50	Public	Blue Halo S – Blue Ecosystem Adaptation Mechanism (BEAM)	Asia-Pacific	No	International	Cross-cutting	1,491,534	3
51	Public	Enhancing the resilience of vulnerable families to the impacts of climate change on water	Latin America and the Caribbean	No	Regional	Adaptation	337,996	
52	Public	Strengthening Urban Resilience	Latin America and the Caribbean	No	International	Cross-cutting	550,000	
53	Public	Pathways to Dairy Net Zero: Promoting Low Carbon and Climate Resilient Livestock in East Africa	Africa	Yes	International	Cross-cutting	1,492,625	
54	Private	Green Climate Finance Facility for fostering Climate-smart agriculture	Africa	Yes	National	Cross-cutting	646,600	
55	Private	Blue-Green Investment Corporation (BGIC)	Latin America and the Caribbean	Yes	International	Cross-cutting	612,600	
56	Public	Scaling up ecosystem-based approaches to managing climate-intensified disaster risks in vulnerable regions of South Africa	Africa	Yes	National	Adaptation	606,780	
57	Public	Establishing resilient, low carbon agricultural systems	Asia-Pacific	Yes	Regional	Adaptation	152,677	2
58	Public	Integrated Flood Management in the River Watershed	Latin America and the Caribbean	Yes	Regional	Adaptation	671,221	
59	Public	A Regional Fund for the Great Forests	Latin America and the Caribbean	Yes	International	Cross-cutting	1,427,082	
60	Public	Mitigating Green House Gas Emissions in Indonesia through Sustainable Forest and Landscape Management	Asia-Pacific	No	International	Mitigation	681,007	
61	Public	Climate Resilient Systems for Water Sector: Hydrological Cycle Observation System (HYCOS IV Project)	Africa	Yes	Regional	Adaptation	1,496,220	1
62	Public	Coral Reef Resiliency Program	Asia-Pacific	Yes	International	Cross-cutting	658,573	
63	Private	GeoFutures Facility	Africa	Yes	International	Mitigation	1,168,170	
64	Public	WASH and Aquatic Environment Revamping Project	Africa	Yes	International	Cross-cutting	600,000	
65	Public	Mainstreaming Coral Reef Resilience and Restoration as an Ecosystem-based Adaptation Strategy to Climate Change in the Caribbean Region (MaCREAS)	Latin America and the Caribbean	Yes	Regional	Adaptation	788,649	
66	Public	Preparation of the Project “Ecoagricultural Business Solutions Model Forests”	Africa	Yes	National	Cross-cutting	555,276	
67	Public	Programme for Climate-Smart Agroforestry-based Entrepreneurship (PAAFE-Climate)	Africa	Yes	National	Cross-cutting	506,738	
68	Public	A Blueprint for Adapting Road Infrastructure to Projected Climate Extremes	Latin America and the Caribbean	Yes	National	Cross-cutting	222,965	
69	Public	Implementing the Fisheries Sectoral Adaptation Strategy Action Plan (SASAP)	Latin America and the Caribbean	Yes	International	Adaptation	298,146	
70	Public	De-risking private sector investments in RE Mini-grids and low-emission rural industrialization	Africa	Yes	International	Mitigation	398,090	
71	Public	Support green development poles to strengthen the resilience to climate change of communities, ecosystems and agro-silvopastoral production systems	Africa	Yes	International	Cross-cutting	320,185	

#	Sector	Project Title	Region	LDCs/SIDS/ African States	Entity Type	Theme	PPF Amount in USD	Latest Stage	
72	Public	Reducing Emissions Through Strategic Agriculture Zone: Transforming Food Crops, Coconut and Livestock Industries	Asia-Pacific	No	National	Cross-cutting	716,833		
73	Public	Strengthen the National Protected Area System (BNPAS) to provide Resistance, Resilience, and Reduce Vulnerability of Community against Climate Change	Latin America and the Caribbean	Yes	National	Cross-cutting	409,710		
74	Public	Resilient infrastructure and livelihood to combat climate change impacts in flash flood prone areas	Asia-Pacific	Yes	National	Adaptation	300,000		
75	Public	Sustainable Management of Senegal's Forest Ecosystems for Climate Resilience and Mitigation	Africa	Yes	International	Cross-cutting	299,876		
76	Public	Building resilience of coastal communities through Ecosystem based Adaptation approaches	Africa	Yes	International	Adaptation	634,636		
77	Public	Building resilience through the strengthening of climate services and impact-based multi-hazard early warning	Asia-Pacific	Yes	International	Adaptation	401,975		
78	Public	Developing Climate Resilient Integrated Coastal Zone Management (ICZM)	Latin America and the Caribbean	Yes	International	Adaptation	743,239		
79	Public	Malekula Water Supply Project: Increase Resilience of Vulnerable and Marginalized Communities of Malekula Island through Integrated Water Resource Management and Ecosystem-based Interventions	Asia-Pacific	Yes	International	Adaptation	671,483		
80	Public	Promoting the transition to a climate smart livestock sector	Latin America and the Caribbean	No	International	Cross-cutting	355,097		
81	Public	South-South Cooperation for Reducing Deforestation and GHG Emissions Through Greening the Brick Sector	Africa	Yes	International	Mitigation	583,890		
82	Public	Strengthening and completing the funding proposal on "Climate-resilient landscapes for sustainable livelihoods"	Africa	Yes	International	Adaptation	295,800		
83	Public	Toward Risk-Aware and Climate-resilient communities (TRACT) - Strengthening climate services and impact-based multi-hazard early warning	Asia-Pacific	Yes	International	Adaptation	386,412		
84	Private	Hardest-to-Reach	Africa	Yes	International	Cross-cutting	1,095,000		99
85	Private	Cable Car Project	Africa	Yes	International	Mitigation	1,078,375		
86	Private	Electric Bus Project	Africa	Yes	International	Mitigation	788,000		
87	Public	Building Resilience in the Water Sector	Africa	Yes	International	Adaptation	450,000		
88	Public	Coastal protection project	Africa	Yes	International	Adaptation	928,260		
89	Private	Green Investment Platform	Latin America and the Caribbean	No	Regional	Cross-cutting	854,600		
90	Public	Enhancing the sustainability of the national energy matrix and the competitiveness of forest production through multifunctional forestry plantations	Latin America and the Caribbean	No	Regional	Cross-cutting	881,000		
91	Public	Solar Technology District	Latin America and the Caribbean	No	Regional	Mitigation	1,500,000		
92	Private	Green Hydrogen and Fuel Cells for the Transport Sector	Africa	Yes	International	Mitigation	877,991		
93	Private	The Green Outcomes Fund	Africa	Yes	Regional	Cross-cutting	1,500,000		
94	Public	Renewable Energy - Solar PV Programmatic Solutions for the Public Sector: Rail and Government Buildings	Africa	Yes	Regional	Mitigation	1,495,000		
95	Public	Sustainable Integrated Water Resources Management to Build Resilience to Climate Change in the Water Sector	Latin America and the Caribbean	Yes	National	Cross-cutting	1,400,700		

#	Sector	Project Title	Region	LDCs/SIDS/ African States	Entity Type	Theme	PPF Amount in USD	Latest Stage
96	Public	GAMS – Gum for Adaptation and Mitigation: Enhancing adaptive capacity of local communities and restoring carbon sink potential of the Gum Arabic belt (Great Green Wall)	Africa	Yes	International	Cross-cutting	295,826	
97	Public	Increased Climate Resilience of rural households and communities through the rehabilitation of productive agroforestry landscapes in selected localities	Latin America and the Caribbean	Yes	International	Adaptation	211,704	
98	Public	Preservation and restitution of ecosystem services with an emphasis on water security for climate change adaptation and mitigation and increased resilience of vulnerable family farmers	Latin America and the Caribbean	No	International	Cross-cutting	704,000	
99	Public	Increasing Carbon Sinks and Enhancing Climate Resilience of the Vulnerable Groups through Sustainable Management of Peatlands	Asia-Pacific	No	National	Cross-cutting	730,829	
100	Private	Promoting large scale adoption of energy saving technologies and equipment for the industrial and household sectors	Asia-Pacific	Yes	National	Cross-cutting	721,120	
101	Public	Dairy NAMA: Low-emission and Climate Resilient Dairy Development Project	Africa	Yes	International	Cross-cutting	210,000	
102	Public	Building climate change resilience of small scale and subsistence farmers to support sustainable rural development	Africa	Yes	International	Adaptation	410,000	
103	Public	Restoring forests and agrosystems for climate change adaptation	Africa	Yes	International	Cross-cutting	299,187	
104	Public	Strengthening Resilience of Coastal Ecosystems and Communities	Africa	Yes	International	Adaptation	282,500	
105	PPP	Catalysing Climate Change Related Investments in the Agricultural Sector	Asia-Pacific	Yes	National	Adaptation	368,160	
106	Public	Agriculture and Livelihood Adaptation to Drought	Asia-Pacific	Yes	National	Adaptation	1,250,000	
107	Private	Sustainable Wave Energy	Asia-Pacific	No	National	Mitigation	1,164,775	
108	Public	Eco-friendly Tourism	Asia-Pacific	No	National	Cross-cutting	1,144,000	
109	Public	Climate Resilient Organic Livelihood Project	Asia-Pacific	Yes	Regional	Adaptation	305,778	
110	Public	Design Coastal and Marine Ecosystem Resilience Programme	Asia-Pacific	Yes	Regional	Adaptation	1,489,381	
111	Public	The Vaka Motu (boat for the islands) - building indigenous community resilience with low emission sea transportation	Asia-Pacific	Yes	Regional	Cross-cutting	408,250	
112	Public	Catalysing the transformation to a solar based economy	Latin America and the Caribbean	No	National	Cross-cutting	166,669	
113	Public	Increasing the resilience of livelihood options of vulnerable communities in six communes	Africa	Yes	International	Adaptation	861,000	
114	Public	Strengthening resilience of rural livelihoods to climate risks through sustainable energy access	Asia-Pacific	Yes	International	Cross-cutting	975,000	
115	Public	Accelerating Adoption of Electric Mobility in the Public Transit System	Latin America and the Caribbean	No	International	Mitigation	896,500	
116	Public	Building resilience of vulnerable farmers and ecosystems through innovative financing mechanisms	Latin America and the Caribbean	No	International	Adaptation	264,800	
117	Public	Climate Risk-Informed Resilient Communities (CRIC)	Africa	Yes	International	Adaptation	400,587	
118	Public	Electric Mobility – Introduction of Electric Motorcycles	Africa	Yes	International	Mitigation	440,800	
119	Public	REDD+ to Reef Landscape Project	Latin America and the Caribbean	Yes	International	Cross-cutting	486,823	

#	Sector	Project Title	Region	LDCs/SIDS/ African States	Entity Type	Theme	PPF Amount in USD	Latest Stage
120	Public	Promotion of energy efficient appliances, lighting and equipment in Pacific Island Countries	Asia-Pacific	Yes	International	Mitigation	1,500,000	
121	Public	Strengthening and enhancing the application of Environmentally Sound Technologies related to holistic waste management in addressing climate change challenges	Asia-Pacific	No	International	Cross-cutting	1,500,000	
122	Public	Global Climate Services for Energy	Africa	Yes	International	Cross-cutting	1,028,100	
123	Public	Implementation of Integrated Atmospheric Composition Services	Africa	Yes	International	Cross-cutting	706,200	
124	Public	Regional Programme: Linking Climate Knowledge to Action for Resilience	Africa	Yes	International	Adaptation	842,497	
							85,775,573	

Abbreviations: LDCs = least developed countries, PPF = Project Preparation Facility, SIDS = small island developing States.

Notes: (1) The list includes PPF applications submitted with formal no-objection letters from national designated authorities; and (2) Stage 1: PPF application submitted where the concept note is under Secretariat review and accredited entities' revision; Stage 2: Concept note endorsed by the GCF Climate Investment Committee for PPF support and PPF application under Secretariat review and accredited entity's revision; Stage 3: PPF application approved; Stage 4: PPF application under implementation; Stage 5: PPF activities completed; Stage 6: funding proposal submitted; Stage 99: inactive, including withdrawn and no response from the accredited entity for over six months.