



GUE GROUP

31 December 2017



Building a better
working world



GUE/NGL

Gauche Unitaire Européenne/Gauche Verte Nordique
European United Left/Nordic Green Left
Groupe Parlementaire - Parliamentary Group
PARLEMENT EUROPÉEN - EUROPEAN PARLIAMENT

**ANNUAL REPORT BY THE GUE/NGL GROUP
TO THE EUROPEAN PARLIAMENT**

BUDGET ITEM 400

FINANCIAL YEAR 2017

Contents

	<u>Page</u>
<u>Audit report</u>	
Report of the external auditors	1
Balance sheet – Assets	3
Balance sheet – Liabilities	4
Profit and Loss accounts - Statements of revenue	5
Profit and Loss accounts - Statements of expenditure	6
Notes to the accounts in financial year 2017	9
Execution of chapter 7, article 1	12
Financial inventory financial year 2017	13



Building a better
working world

Ernst & Young
Réviseurs d'Entreprises
Bedrijfsrevisoren
De Kleetlaan 2
B - 1831 Diegem

Tel: +32 (0) 2 774 91 11
Fax: +32 (0) 2 774 90 90
ey.com

Independent auditor's report to the President of Confederal Group of the European United Left/Nordic Green Left for the year ended 31 December 2017

As required by article 2.6 of the rules on the use of appropriations from Budget item 400 of the European Parliament (hereafter 'the Rules'), we report to you as independent auditor. This report includes our opinion on the balance sheet as at 31 December 2017, the statement of revenue and expenditure for the year ended 31 December 2017 and the disclosures (all elements together the "Annual Accounts").

In accordance with our contract dated 9 October 2017, and in addition to the audit procedures foreseen by the International Standards on Auditing (ISA), we have also been engaged to report on the regularity of the Groups' financial management as follows:

- There is no material non-conformity with the dispositions laid out in the Rules or with the Group's internal rules including the internal control system;
- The overall presentation of the income and expense statement and of the balance sheet complies with the chart of account provided with the Rules;
- No departures from generally accepted accounting principles have been established;
- The principle of sound financial management has been applied.

We have been contracted as independent auditor by the President of Confederal Group of the European United Left/Nordic Green Left on 9 October 2017. Our mandate expires at the issuance of our audit report on the period closing 31 December 2017.

Report on the audit of the Annual Accounts

Unqualified opinion on the Annual Accounts

We have audited the Annual Accounts of Confederal Group of the European United Left/Nordic Green Left (the "Group"), that comprise of the balance sheet on 31 December 2017, as well as the statement of revenue and expenditure of the year and the disclosures, which show a balance sheet total of € 1.736.160,38 and of which the statement of revenue and expenditure shows an amount carried forward to the next financial year of € 1.256.972,72.

In our opinion, the Annual Accounts give a true and fair view of the Group's net equity and financial position as at 31 December 2017, and of its results for the year then ended, prepared in accordance with the rules on the use of appropriations from Budget Item 400 of the European Parliament.

Other matter related to the regularity of the group's financial management

As part of our additional procedures described in "Our responsibilities for the audit of the Annual Accounts", we conclude the following :

- We did not identify any material non-conformity with the dispositions laid out in the Rules or with the Group's internal rules including the internal control system;
- The overall presentation of the income and expense statement and of the balance sheet complies with the chart of account provided with the Rules;
- No departures from generally accepted accounting principles have been established;
- The principle of sound financial management has been applied.



Building a better
working world

**Audit report dated 12 April 2018 on the Annual Accounts
of Confederation Group of the European United Left/Nordic Green Left as of and
for the year ended 31 December 2017 (continued)**

Basis for the unqualified opinion

We conducted our audit in accordance with International Standards on Auditing ("ISAs"). Our responsibilities under those standards are further described in the "Our responsibilities for the audit of the Annual Accounts" section of our report.

We have complied with all ethical requirements that are relevant to our audit of the Annual Accounts as determined by the European Parliament, including those with respect to independence.

We have obtained from the officials of the Group the explanations and information necessary for the performance of our audit and we believe that the audit evidence we have obtained is sufficient and appropriate to provide a basis for our opinion.

Other Matter

Without qualifying our opinion, we draw the attention to the fact that the Group is not a separate legal entity but is part of the European Parliament. Our opinion does not take into consideration the European Parliament's responsibility for assessing the ability to continue as a going concern and for providing, if applicable, information on matters impacting going concern in its financial statements.

Responsibilities of the Bureau of the Group for the preparation of the Annual Accounts

Pursuant to the rules on the use of appropriations from Budget Item 400 of the European Parliament (hereafter "the Rules"), the Bureau of the Group is responsible to the European Parliament for the conformity with appropriation usage and for the preparation of the Group's Annual Accounts and for such internal control as the Bureau of the Group determines is necessary to enable the preparation of the Annual Accounts that are free from material misstatement, whether due to fraud or error.

The Bureau of the Group is responsible for the preparation of the Annual Accounts that give a true and fair view in accordance with the rules governing the accounts as determined by Article 143 of the Financial Regulation (Regulation (EU, Euratom) No 966/2012 of the European Parliament and of the Council of 25.10.2012 on the financial rules applicable to the general budget of the Union (Official Journal L 298, 26.10.2012, p.1)). This responsibility includes:

designing, implementing and maintaining internal control which the Bureau of the Group determines necessary to enable the preparation of the Annual Accounts that are free from material misstatement, whether due to fraud or error.

As part of the preparation of the Annual Accounts, the Bureau of the Group is responsible to comply with the Rules of the European Parliament to make no losses and not to expense more than the received subsidies.

Our responsibilities for the audit of the Annual Accounts

Our objectives are to obtain reasonable assurance whether the Annual Accounts are free from material misstatement, whether due to fraud or error, and to express an opinion on these Annual Accounts based on our audit. Reasonable assurance is a high level of assurance, but not a guarantee that an audit conducted in accordance with the ISAs will always detect a material misstatement when it exists. Misstatements can arise from fraud or error and considered material if, individually or in the aggregate, they could reasonably be expected to influence the economic decisions of users taken on the basis of these Annual Accounts.

As part of an audit in accordance with ISAs, we exercise professional judgment and we maintain professional skepticism throughout the audit. We also perform the following tasks:

- ▶ Identification and assessment of the risks of material misstatement of the Annual Accounts, whether due to fraud or error, the planning and execution of audit procedures to respond to these risks and obtain audit evidence which is sufficient and appropriate to provide a basis for our opinion. The risk of not detecting material misstatements resulting from fraud is higher than when such misstatements result from errors, since fraud may involve collusion, forgery, intentional omissions, misrepresentations, or the override of internal control;
- ▶ Obtaining insight in the system of internal controls that is relevant for the audit and with the objective to design audit procedures that are appropriate in the circumstances, but not for the purpose of expressing an opinion on the effectiveness of the Group's internal control;



Building a better
working world

Audit report dated 12 April 2018 on the Annual Accounts
of Confederal Group of the European United Left/Nordic Green Left as of and
for the year ended 31 December 2017 (continued)

- ▶ Evaluating the selected and applied accounting policies, and evaluating the reasonability of the accounting estimates and related disclosures made by the Bureau of the Group as well as the underlying information given by the Bureau of the Group;
- ▶ Conclude on the compliance of the Bureau of the Group with the rules of the European Parliament to make no losses and not to expense more than the received subsidies;
- ▶ Evaluating the overall presentation, structure and content of the Annual Accounts, and evaluating whether the Annual Accounts reflect a true and fair view of the underlying transactions and events.

In accordance with our contract dated 9 October 2017, the audit work included, in addition to the audit procedures foreseen by the International Standards on Auditing, specific procedures aiming at gathering sufficient and appropriate audit evidence that

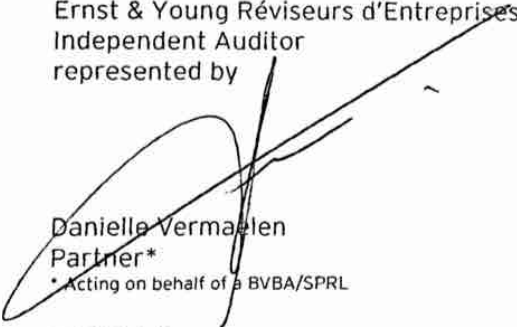
- ▶ The group's internal rules have been observed;
- ▶ Expenditures have been charged to the correct item in the budget of the Group;
- ▶ Appropriations are available;
- ▶ Expenditures are in conformity with the Rules governing appropriation Item 400;

- ▶ Principles of sound financial management have been applied;
- ▶ Payment orders are supported by original documentation (or certified true copies);
- ▶ The accounts have been prepared out in accordance with the harmonized accounting plan;
- ▶ The overall considerations on the Annual Accounts in the rules adopted by the Accounting Officer of the Commission referred to in Articles 143 and 144 of the Financial Regulation¹ have been observed in the preparation and presentation of the Annual Accounts or, where appropriate, a divergence from these overall considerations is adequately explained by a note to the Annual Accounts;
- ▶ An effective and efficient internal control system for the management of operations, which includes effective segregation of the duties of authorizing officer and accounting officer or of the equivalent functions, is in place.

We communicate with the Bureau of the Group regarding, among other matters, the planned scope and timing of the audit and significant audit findings, including any significant deficiencies in internal control that we identify during our audit.

Brussels, 12 April 2018

Ernst & Young Réviseurs d'Entreprises scrl
Independent Auditor
represented by


Danielle Vermaelen
Partner*
* Acting on behalf of a BVBA/SPRL

18DV0754

¹ Regulation (EU, Euratom) No 966/2012 of the European Parliament and of the Council of 25.10.2012 on the

financial rules applicable to the general budget of the Union (Official Journal L 298, 26.10.2012, p.1)

BALANCE SHEET Group GUE / NGL
End of financial year 2017 (31/12/2017)

ASSETS	<i>Notes</i>	<u>2017</u>	<u>2016</u>
FIXED ASSETS			
<i>Chapter 1 Intangible and tangible assets</i>	3		
.1 Intangible assets		0,00	0,00
.2 Tangible assets		11.657,68	6.839,07
Subtotal for Chapter 1		<u>11.657,68</u>	<u>6.839,07</u>
CURRENT ASSETS			
<i>Chapter 2 Debtors, stocks and other working assets</i>	5		
.1 Suppliers		0,00	0,00
.2 Staff		0,00	0,00
.3 VAT		1.530,98	4.294,04
.4 Stocks		0,00	0,00
.5 Various		142.858,00	0,00
Subtotal for Chapter 2		<u>144.388,98</u>	<u>4.294,04</u>
<i>Chapter 3 Financial assets</i>			
.1 Financial securities	4	0,00	0,00
.2 Cash and cash equivalent		1.580.113,72	1.792.045,72
Subtotal for Chapter 3		<u>1.580.113,72</u>	<u>1.792.045,72</u>
<i>Chapter 4 Deferred charges and accrued income</i>			
.1 Deferred charges		0,00	7.714,28
.2 Accrued income		0,00	396,31
Subtotal for Chapter 4		<u>0,00</u>	<u>8.110,59</u>
TOTAL ASSETS		<u>1.736.160,38</u>	<u>1.811.289,42</u>



BALANCE SHEET Group GUE / NGL
End of financial year 2017 (31/12/2017)

	<i>Notes</i>	<u>2017</u>	-	<u>2016</u>
<u>LIABILITIES</u>				
<i>Chapter 1 Reserves</i>				
.1 Carry forward to next financial year	1	1.256.972,72		1.406.672,91
Subtotal for Chapter 1		<u>1.256.972,72</u>		<u>1.406.672,91</u>
<i>Chapter 2 Financial debts</i>				
.1 Financial debts of a residual duration 1 year		0,00		0,00
.2 Financial debts of a residual duration /= 1 year		0,00		0,00
Subtotal for Chapter 2		<u>0,00</u>		<u>0,00</u>
<i>Chapter 3 Other debts</i>				
.1 Other debts				0,00
.2 Charges settled in N but paid in N+1		414.436,29		402.155,54
Subtotal for Chapter 3		<u>414.436,29</u>		<u>402.155,54</u>
<i>Chapter 4 Deferred income / accrued charges</i>				
.1 Deferred income		8.361,02		460,97
.2 Accrued charges		56.390,35		2.000,00
Subtotal for Chapter 4		<u>64.751,37</u>		<u>2.460,97</u>
 TOTAL LIABILITIES		 <u>1.736.160,38</u>		 <u>1.811.289,42</u>



**PROFIT AND LOSS ACCOUNT of the GUE/NGL Group
for financial year 2017**

	<i>Notes</i>	<u>2017</u>	-	<u>2016</u>
Receipts				
<i>Chapter 1 Grants and other receipts from the European Parliament</i>				
.1 EP allocation		4.420.899,98		4.339.560,31
.2 Other EP resources		0,00		0,00
Subtotal for Chapter 1		4.420.899,98		4.339.560,31
<i>Chapter 2 Own resources</i>				
.1 Interest and assimilated products		0,00		0,00
.2 Profit on currency exchange	2	0,00		2,27
.3 Miscellaneous		0,00		0,00
.4 VAT reimbursements		0,00		0,00
.5 Amount carried forward from previous financial year		1.406.672,91		1.728.908,75
Subtotal for Chapter 2		1.406.672,91		1.728.911,02
 Total receipts		 5.827.572,89		 6.068.471,33
 Grand total		 5.827.572,89		 6.068.471,33



**PROFIT AND LOSS ACCOUNT of the GUE/NGL Group
for financial year 2017**

<u>Expenditure</u>	<i>Notes</i>	<u>2017</u>	<u>2016</u>
<i>Chapter 1 Staff</i>			
.1 Secretariat missions		757.799,92	734.978,24
.2 Recruitment		1.333,78	4.553,30
.3 Traineeships		19.939,04	35.093,39
.4 Salaries and related costs, fees		15.426,12	18.811,07
.5 Staff training		35.357,09	33.454,24
.6 Staff representation costs		0,00	0,00
Subtotal for Chapter 1		<u>829.855,95</u>	<u>826.890,24</u>
<i>Chapter 2 Equipment, routine administrative costs and operating costs</i>			
.1 Equipment, operating expenditure, computer-related engineering and maintenance	3	13.214,16	9.829,47
.2 Equipment, telecommunications-related installation and maintenance expenditure, office machinery, furniture and technical installations	3	5.817,34	5.463,15
.3 Stationery and office supplies		3.143,10	2.888,49
.4 Postage and telecommunications		23.642,07	23.669,34
.5 Printing and photocopying costs		50.439,13	42.042,45
.6 Office rental costs		0,00	0,00
Subtotal for Chapter 2		<u>96.255,80</u>	<u>83.892,90</u>
<i>Chapter 3 Documentation, studies and research</i>			
.1 Newspapers, magazines, press agencies and books		3.426,58	4.766,28
.2 Studies and research		37.164,72	59.040,53
.3 Databases		0,00	1.452,00
Subtotal for Chapter 3		<u>40.591,30</u>	<u>65.258,81</u>



**PROFIT AND LOSS ACCOUNT of the GUE/NGL Group
for financial year 2017**

	<i>Notes</i>	<u>2017</u>	<u>2016</u>
<i>Chapter 4 Legal and accountancy fees, financial and other charges</i>			
.1	Legal costs	4.905,00	685,00
.2	Accounting costs/audits	16.002,60	15.711,32
.3	Financial charges and losses from currency exchange	1.433,36	1.417,51
	2		
.4	Translation and interpretation costs	6.151,02	7.600,00
.5	Other operating expenditure	25.779,93	7.170,68
Subtotal for Chapter 4		<u>54.271,91</u>	<u>32.584,51</u>
<i>Chapter 5 Cost of meetings and representation</i>			
.1	Official Group meetings	53.608,50	62.290,69
.2	Other meetings and conferences	463.582,17	542.224,85
.3	Expenditure on entertainment	41.565,07	48.493,39
.4	Guests	10.496,01	14.663,46
.5	Individual fact finding missions of members	76.107,50	121.361,25
Subtotal for Chapter 5		<u>645.359,25</u>	<u>789.033,64</u>
<i>Chapter 6 Publications and publicity</i>			
.1	Posters, leaflets and booklets	12.021,17	19.371,00
.2	Advertising inserts and audiovisual advertising	0,00	0,00
.3	Advertising material, gadgets, publicity by telecommunication equipments	37.144,74	75.056,80
.4	Internet sites + e-publicity	25.310,70	19.919,54
.5	Visits to institutions, information stands	4.046,89	4.260,10
Subtotal for Chapter 6		<u>78.523,50</u>	<u>118.607,44</u>



	<i>Notes</i>	<u>2017</u>	-	<u>2016</u>
<i>Chapter 7 Members of Parliament</i>				
.1				
	Members' political and information activities, administrative expenses and political and information activities of national delegations (details attached)	2.825.742,46		2.745.530,88
Subtotal for Chapter 7		<u>2.825.742,46</u>		<u>2.745.530,88</u>
<i>Chapter 8 Grants, subscriptions and contributions</i>				
.1	Subsidies	0,00		0,00
.2	Subscriptions	0,00		0,00
Subtotal for Chapter 8		<u>0,00</u>		<u>0,00</u>
Total expenditure		<u>4.570.600,17</u>		<u>4.661.798,42</u>
Credits repayable to European Parliament		0		0
Amount carried forward to next financial year		1.256.972,72		1.406.672,91
Grand total		<u>5.827.572,89</u>		<u>6.068.471,33</u>



NOTES TO THE ANNUAL ACCOUNTS FINANCIAL YEAR 2017

The accounts, hereafter, have been prepared in conformity with:

- The 400 financial rules approved by the Bureau of the European Parliament on 30 June 2003, revised by the Bureau on 22 March 2006 (PE 335.475/BUR), on 11 July 2007, on 20 September 2010, on 23 March 2011, on 26 September 2011, on 02 July 2012, on 11 March 2013, on 24 February 2014 and on 14 April 2014 and 27 April 2015.
- The internal financial rules of the Group.
- The accounting principles and the harmonized accounting plan adopted by the Secretaries-General of the political groups on 15/09/2005.

Accounting principles

1. Movements on the accounts and the balances shall be entered in the accounting ledgers.
2. All accounting entries, including adjustments to the accounts, shall be based on dated and numbered supporting documents, to which they shall refer.
3. The accounting system must be such as to leave a trail for all accounting entries.

The financial statements shall be drawn up in accordance with the generally accepted accounting principles, namely:

- Going-concern basis;
- Prudence;
- Consistent accounting methods;
- Comparability of information;
- Materiality;
- No netting;
- Reality over appearance;

Pursuant to Rule 2.5.3 of the Rules on the use of appropriations from budget item 400 the accounts are held on a modified accrual system.

All expenditure relative to activities of the current or previous financial years is registered in the accounts of the current financial year, upon authorization by the authorizing officer responsible and payment by the accountant, if the actual payment is made no later than during the month following the end of the financial year.

All expenditure of a financial year paid during the month following the end of the financial year is booked on the expenditure accounts of the current financial year with counterpart a balance account (chapter III.2).

All expenditure for which actual payment is made later than the end of the month following the closure of the financial year or for risks and future charges is registered in the accounts of the next financial year.



No provisions will be made for expenditure of the current financial year not paid by the end of the month following the end of this financial year or for risks and future charges.

All revenue is registered in the income accounts upon establishment by the authorising officer.
All revenue established and not received in the course of the financial year is registered on a balance sheet account in chapter IV (deferred charges and accrued income).

CLASSIFICATION

The classification of the expenditure on the charge accounts follows the principle of classification by destination by the accounting plan annexed to the Rules on the use of appropriations from Article 400.

Note 1: Carry forward to next financial year:

1: Credits received by our group for 2017 financial year	€	4.420.899,98
2: Maximum amount of carry forward to 2018 financial year	€	2.210.449,99
3: Difference between total revenue and total expenditure at the end of the 2017 financial year	€	1.256.972,72
4: Credits to be returned to the EP	€	0.00
5: Carry forward to 2018 financial year	€	1.256.972,72

Note 2: Exchange policy:


The revenue and expenditure in other currencies are converted in euro following the exchange rate of the day of the payment. The balance sheet accounts in other currencies are translated into euro at the exchange rate of the end of the financial year.

Note 3: Depreciations of fixed assets:

Assets with a unit value of 420 Euros or more and being intended to serve the activities of the group on a lasting basis are entered in the inventory and the Group's balance sheet. Fixed assets are to be valued at their acquisition price and depreciated on a monthly basis following the straight line method by the following annual percentages:

software	25,0	%
hardware:	25,0	%
telecommunications and audiovisual equipment:	25,0	%
technical equipment:	12,5	%
other installations and machines:	12,5	%
office furniture:	10,0	%

A recapitulative table of the assets in the balance sheet is annexed



Note 4: Valuation method for financial securities:

Non applicable

Note 5: Valuation of receivables, debts and other assets:

Receivables, debts and other assets are stated at their nominal value. Value reductions on receivables and other assets are accounted for if there is any uncertainty regarding their collectability.

Our group has concluded the substantial long standing (>1 year) financial commitments, for the renting of 5 photocopiers:


- Canon Belgium SA, renting of 5 photocopiers for € 31.884,00 a year
- Canon France SAS, renting of 3 photocopiers for € 15.483.84 a year

Note 6: Comparison of figures:

According to article 2.1.1. of the financial rules governing budget item 400 this report covers the financial year 2017 which lasts from 01/01/2017 to 31/12/2017. Please note that the comparative figures cover the financial year 2016, which covers from 01/01/2016 to 31/12/2016.

Note 7: Technical support to European political parties and foundations Regulation: (CE) 2004/2003

The GUE/NGL Group has not granted any technical support to political parties and foundations as defined in article 11 of the EP Bureau decision dated 29 March 2004.



DETAIL OF THE EXECUTION OF THE DECENTRALISED CREDITS

CHAPTER 7, ARTICLE 1.

Ventilation following the accounting plan annexed to the 400 financial rules.

Chapter / article	Heading	Execution budget period 2017	%	Execution budget period 2016	%
10	Staff	639.642,17	22,64	519.423,81	18,92
20	Secretariat - equipment and expenses	5.183,95	0,18	4.673,41	0,17
30	Documentation, studies and research	97.604,24	3,45	105.475,84	3,84
40	Legal, accounting, financial and other operating costs	0,00	0,00	3.053,60	0,11
52	Other meetings and conferences	960.499,26	33,99	825.048,22	30,05
53	Representation costs	0,00	0,00	195,23	0,01
54	Guests	7.535,47	0,27	3.684,52	0,13
61	Posters, leaflets and booklets	256.038,21	9,06	424.269,48	15,45
62	Advertising inserts and audiovisual advertising	440.993,66	15,61	472.294,27	17,20
63	Advertising material, gadgets, publicity by telecommunication equipments	270.146,39	9,56	238.745,81	8,70
64	Websites Internet Sites + e-publicity	96.579,50	3,42	134.720,49	4,91
65	Visits to institutions; information stands	51.519,61	1,82	13.946,20	0,51
	<u>TOTAL ART. 7.1.</u>	2.825.742,46	100,00	2.745.530,88	100,00



Financial inventory financial year 2017

A handwritten signature in black ink, appearing to be 'S. J. ...', written in a cursive style.

Category and write-down rate	IT software 25% (€)	IT hardware 25% (€)	Telecom- munications equipment 25% (€)	Technical equipment and supplies 12.5% (€)	Miscellaneous machinery and installations 12.5% (€)	Movable property (seats, desks, cabinets) 10% (€)	Total (€)
Historical cost							
Opening balances (historical cost)	2.775,00	15.483,68	25.243,33	0,00	0,00	0,00	43.502,01
Less Items sold and entered in profit-and-loss account	0,00	0,00	0,00				0,00
Plus Acquisitions during the financial year	0,00	5.700,19	2.329,17				8.029,36
Plus Transfers	0,00	0,00	0,00	0,00	0,00	0,00	0,00
Result Closing balance at historical cost	2.775,00	21.183,87	27.572,50	0,00	0,00	0,00	51.531,37
Accumulated depreciation							
Opening balances (accumulated depreciation)	-2.775,00	-13.029,92	-20.858,02	0,00	0,00	0,00	-36.662,94
Less Accumulated depreciation of items sold and entered in p/l account	-	-	-				0,00
Plus Depreciation charge for the financial year	0,00	-905,41	-2.305,34				-3.210,75
Result Closing balance at historical cost	-2.775,00	-13.935,33	-23.163,36	0,00	0,00	0,00	-39.873,69
Written-down							
Net book value of fixed assets on 31/12/2016	0,00	2.453,76	4.385,31	0,00	0,00	0,00	6.839,07
Net book value of fixed assets on 31/12/2017	0,00	7.248,54	4.409,14	0,00	0,00	0,00	11.657,68