



EURODAC 2021 ANNUAL REPORT

December 2022

European Union Agency for the Operational Management of Large-Scale IT
Systems in the Area of Freedom, Security and Justice

www.eulisa.europa.eu

Executive Summary¹



The overall number of **fingerprint data sets** in the Eurodac Central System reached over **5.8 million** in 2021

Eurodac **response time performance** in 2021 was **100%**



The **availability** of Eurodac system was **99.80%** during the year

6 training activities were delivered on Eurodac in 2021 for **577 participants** in total



¹ Comma (,) is used as thousand separator in this document.

Contents

Contents	3
1. Introduction	5
1.1. Legal and policy developments	5
2. Operational management of the Eurodac	8
2.1. Technical functioning and evolution	8
2.2. DubliNet	9
2.3. Testing activities and releases	9
2.4. Quality of service and system support	10
2.5. Training	11
2.6. Security	12
2.7. Data protection	13
3. Eurodac usage: trends and figures	15
3.1. Data processed and data stored in 2021	16
3.2. Hits generated in 2021	18
3.2.1. Marked, unmarked and blocked data sets	19
3.2.2. Hits against marked data sets	20
3.2.3. Hits following law enforcement searches	21
3.2.4. False hits	21
3.3. Late transmission of data (> 72 hours)	22
3.4. Access rights to personal data	23
3.5. Rejection rate	24
Conclusions	25
Annexes	27



1

INTRODUCTION

1. Introduction

Eurodac, the European Asylum Dactyloscopy (fingerprints) database², started operations in 2003 and is one of the three large-scale IT systems under eu-LISA management. **Eurodac enables the comparison of fingerprints** and assists in determining the country responsible for the assessment of an asylum claim presented in one of the Member States³. eu-LISA has been responsible for the operational management of the Eurodac Central System since June 2013.



The operational management of Eurodac is done in close coordination with the Member States and the Commission. Several forums are in place to discuss Eurodac operations, primarily the eu-LISA Management Board (MB) and the Eurodac Advisory Group (AG). The AG meets regularly four times a year to provide expertise and opinions, availability and performance of the Central System are presented, and the proposed changes and release plans are discussed together with the plans for future developments.



This annual report, drawn up pursuant to Article 40(1) of the Eurodac Regulation, covers the operational management activities carried out in 2021. It includes information on the operational management of Eurodac, the latest maintenance updates and developments, and on the usage of the Central System. The report also provides an overview of statistical data on the usage of the system by the Member States.

In addition to the *Eurodac annual report*, every year eu-LISA also publishes the report on *Eurodac statistics*, pursuant to Article 8(2) of the Eurodac Regulation, and the annual *List of designated authorities* which have access to Eurodac for asylum purposes, pursuant to Article 27(2) of the Eurodac Regulation⁴.

1.1. Legal and policy developments

With regard to legal and policy developments, in 2021 the Slovenian Presidency resumed the discussions in the EU Justice and Home Affairs Council on the **amended proposal** for the recast of the Eurodac Regulation. The amended proposal is one of the elements of the **New Pact on Migration and Asylum** which the Commission proposed on 23 September 2020⁵.

The New Pact proposes a common and comprehensive framework for a fair and humane EU asylum and migration management system, providing a balance between solidarity and fair sharing of responsibility.

Besides reinforcing some of the elements of the 2016 Eurodac proposal, notably the detection of secondary movements, the amended proposal includes adjustments to ensure that Eurodac functions properly within the

² Regulation (EU) No 603/2013, OJ L 180, 29.6.2013, hereinafter referred to as 'the Eurodac Regulation'.

³ Under the term 'Member States', the current document refers to the Member States of the European Union (EU) and Associated Countries that were bound under Union law by Regulation (EU) No 603/2013 until 31 December 2021, if not specified otherwise. The Eurodac Member States and Associated Countries on 31 December 2021 were Austria, Belgium, Bulgaria, Cyprus, Croatia, Czechia, Denmark, Estonia, Finland, France, Germany, Greece, Hungary, Ireland, Italy, Latvia, Lithuania, Luxembourg, Malta, Netherlands, Poland, Portugal, Romania, Slovakia, Slovenia, Spain, Sweden, as well as Iceland, Liechtenstein, Norway and Switzerland.

⁴ All publications are available at <https://www.eulisa.europa.eu/our-publications/reports>

⁵ Migration and Asylum Package: New Pact on Migration and Asylum documents adopted on 23 September 2020, European Commission (europa.eu).

new interoperability framework by allowing ETIAS and VIS to perform checks in Eurodac, when needed. In addition, the Eurodac recast Regulation currently under negotiation also includes amendments which would reflect the provisions stemming from new legal instruments proposed in the New Pact on Migration and Asylum, namely the Commission proposals on the drafts for the new Regulation on Asylum and Migration Management and for the Screening Regulation.



OPERATIONAL
MANAGEMENT
OF EURODAC

2. Operational management of Eurodac

eu-LISA is responsible for the operational management of the Eurodac Central System, by ensuring uninterrupted access to the system 24/7 and by facilitating the continuous exchange of data between national authorities, in accordance with the legal provisions. The operational management is done through various services, such as management services, a service desk, monitoring and supervision, and the implementation of appropriate corrective, adaptive and evolutionary maintenance.

Despite the effects of the COVID-19 pandemic, the services provided to the Member States remained uninterrupted throughout the year.

2.1. Technical functioning and evolution

By the end of 2021, the number of fingerprint data sets stored in the Eurodac Central System reached 5.8 million. During 2021, over 855,000 new fingerprint data sets were transmitted to Eurodac. The disconnection of the United Kingdom on 1 January 2021 and the resulting deletion of UK data impacted the number of stored records. However, by the end of 2021, the number of records had returned to the level prior deletion.

Due to the delay in the adoption of the Eurodac recast Regulation, no main evolution of Eurodac was implemented in 2021. As a mitigation measure, eu-LISA decided to limit the planned **Eurodac redesign**.

In that sense, once the regulation from the amended Commission proposal for a Regulation on the establishment of Eurodac⁶ is adopted by the co-legislators, eu-LISA will be the main actor responsible for its implementation. However and as indicated in the previous paragraph, the adoption process of the updated legislative proposals for the Eurodac and the Asylum and Migration regulations was still ongoing in 2021.

According to the draft regulation, the scope of Eurodac would be broadened to migration management. The amended proposal establishes a clear and consistent link between specific individuals and the procedures they are subject to, to better assist with the control of irregular migration and the detection of unauthorised movements.



New accesses for Member States

Denmark was granted access to perform law enforcement searches in Eurodac (Category 4) in accordance with the protocol concluded between the EU and Denmark⁷. At central level, the access was implemented on 7 April, during which a 30-minute unavailability of the Central System occurred.

Moreover, four remaining Member States were integrated into the Agency's IT service management (ITSM)⁸ tool during 2021: **Belgium, Cyprus and Malta** completed the process, while **Ireland's** connection is expected to be finalised in 2022.

⁶ COM/2020/614.

⁷ Council Decision (EU) 2019/836, OJ L 138, 24.5.2019, p. 3–4.

⁸ eu-LISA has implemented ITSM processes to ensure quality of service and to better cope with incidents and service requests. This is a continuous exercise to ensure efficient and cost-effective management of the systems operated by continuously monitoring and developing operational processes.

2.2. DubliNet

eu-LISA is responsible for the technical maintenance of DubliNet⁹, a secure electronic transmission channel between authorities of Member States (separated from Eurodac).

The Dublin Regulation sets the 'criteria and mechanisms for determining which Member State is responsible for considering an application for international protection¹⁰'. Requests, replies and all written correspondence between Member States concerning the application of the Dublin Regulation shall be sent through the 'DubliNet' electronic communications network. During 2021, the maintenance of DubliNet remained within the agreed service-level agreement (SLA) targets.

DubliNet is a secure electronic network providing transmission channels between the national authorities dealing with applications for international protection

Every second year, Eurodac certificates – which are used for the encryption and signature of data exchanged between the Member States via DubliNet – are renewed for all Member States. eu-LISA regularly provides support for the update of the certificates, which took place in March of the reporting period.

2.3. Testing activities and releases

eu-LISA is responsible for coordinating tests, defining test requirements, as well as planning and deployment of releases. Before the deployment of each release, extensive testing campaigns are performed. The deployment of releases allows the Agency to provide ongoing support to the Member States through uninterrupted access to the system, as part of the planned evolutions. The deployment and release activities are planned and performed in a way that minimises the impact on the operational activities of the systems, with a specific focus on their performance and availability.

In 2021, Eurodac experienced some delays in the deployment of the release plan. In part due to quality issues detected during testing, and as a consequence of the COVID-19 restrictions, only one Eurodac release was deployed during the year, with a delay of 5 months:



- **'Release 1_2021- security patching'**, a technical release with the objective of improving security on different machines in the Eurodac system was implemented on 13 October 2021 at the Central Unit.

Due to the complexity of the project implementation, three system outages occurred. Altogether, the system unavailability lasted for nine hours during the deployment of the technical release.

⁹ The implementation of DubliNet is based on Article 22(2) and Article 27(2) of the Dublin Regulation (Council Regulation (EC) No 343/2003) and Article 15 and Articles 18 to 21 of the Dublin Implementing Regulation (Commission Regulation (EC) No 1560/2003).

¹⁰ Article 78 of the Treaty on the functioning of the European Union, TFEU.

2.4. Quality of service and system support

The Agency's support services are available 24/7 to ensure the continuous availability of the large-scale IT systems. During the reporting period, the Eurodac Central System was stable and performed as expected within the agreed service-level agreement (SLA), in line with the legal requirements, as well as with a high level of customer satisfaction, despite the effects of the COVID-19 pandemic.

Performance and availability

- 2021 Availability **99.80%**
- 2021 Response time performance **100%**¹¹



eu-LISA provides a single point of contact through its **First Level Support function**, where **users can report incidents¹² or request a service**. All requests and incidents are registered in a centralised incident management tool (SM9) for follow-up and response purposes. In 2021, eu-LISA handled 418 incidents (364 in 2020), and 204 service requests (112 in 2020) for Eurodac. This represents an increase compared to 2020, when the usage of the systems was lower due to the pandemic.

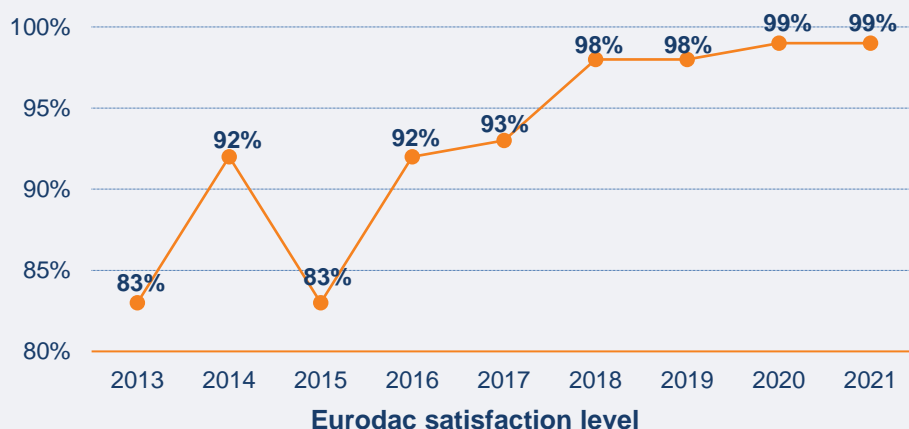
Most of the tickets were of moderate criticality (254 incidents), and 3 incidents were of critical priority, affecting the availability of Eurodac functionalities.

The Customer Satisfaction Survey

Each year, for the systems that eu-LISA manages, the Member States are asked to evaluate eu-LISA's First Level Support services: incident and problem management, operational communication, technical assistance, support for national activities and release management. The exercise is carried out via a customer satisfaction survey and is presented to the Eurodac Advisory Group. The feedback received from the Member States in the customer satisfaction surveys helps to maintain eu-LISA's commitment towards its stakeholders.

The figure below shows the evolution of customer satisfaction since Eurodac has come under eu-LISA's operational management. Participation in the survey has increased steadily over the years¹³.

Figure 1 – Eurodac satisfaction survey evolution 2013 - 2021



¹¹ Based on SLA (service-level agreement).

¹² An incident is opened by the service desk following an exchange/interaction with a Member State or following eu-LISA monitoring activities (abnormal observations). The impact, urgency and priority of the incident are defined at this first stage. All long the process, eu-LISA technical staff review the status and priority to assess the severity of the incident.

¹³ 29 Member States replied to the survey in 2021, compared to 16 in 2019 and 28 in 2020.

2.5. Training

eu-LISA provides training to the relevant national authorities in the Member States and EU agencies on the technical use of all the large-scale IT-systems managed by the Agency, and on the new upcoming systems (including on the interoperability components). During the reporting period, the COVID-19 restrictions continued to affect training delivery at eu-LISA, and the majority of training sessions were held online through webinars or e-learning courses.

Most training activities carried out were online courses with self-enrolment, or webinars in which participants directly interacted with the trainer. In 2021, 6 training activities were delivered on Eurodac for 577 participants in total.

Webinars

- Introduction to Eurodac and Eurodac Basics (304 participants)
- Eurodac Operator Manual (129 participants)
- Eurodac Network Overview (18 participants)



Online courses

- Eurodac Essentials (93 participants)
- Eurodac IT Operators (18 participants)
- Eurodac SPoC (15 participants)



The overall satisfaction rate was positive for Eurodac trainings held in 2021.




Member States' **satisfaction** with training activities in 2021:

- In 2021, the satisfaction rate was **89%**

The eu-LISA KPI scale for training activities provided to Member States ranges from 1 to 6 (KPI target: >75%)

2.6. Security

As part of the continuous improvement of the information security documentation and the assessment of security risks in Eurodac, the system Security Plan and the Business Continuity Plan (BCP) updates were launched at the end of 2021 and were finalised in May 2022. The Security Plan and Business Continuity Plan, together with the Disaster Recovery Plan, will be submitted for adoption by eu-LISA's Management Board in quarter 4 2022.



Prior to that, the Eurodac BCP had already been presented for opinion to the Security Officers' Network (SON).

In addition, a project was planned in quarter 4 2021 to assess the current state of Eurodac's infrastructure in relation to CIS security requirements and system/vendor hardening best practices. This project, which was postponed to 2022, is intended to determine the new security baseline which the underlying Eurodac infrastructure (operating system, software, network appliances and others) must comply with.

As regards the follow-up of updates to the Business Continuity Plan for Eurodac, 11 of the 13 recommendations in progress were successfully closed in 2021.

Remaining improvements in the BCP to be addressed in 2022:



- implementation of the enhanced training programme;
- official adoption of the updated Business Continuity Plan along with revised RPO and RTO¹⁴ values.

The implemented recommendations touched upon a wide area of domains, such as:



- reviews of a variety of processes and procedures aiming at ensuring the proper response and preparedness against disruptive incidents;
- discussions, assessments and proposals for improvements regarding the communications infrastructure and tools;
- implementation of more frequent and focused training and awareness sessions targeting the Eurodac teams and stakeholders, among others.

In addition, almost all Security Plan recommendations arising from the 2019 EDPS inspection of Eurodac were closed in 2021, with only one remaining regarding the official adoption of the updated Eurodac BCP (expected to be addressed in quarter 4 2022, see above).

¹⁴ Recovery Point Objective (RPO) and Recovery Time Objective (RTO).

2.7. Data protection

Data protection is a key factor for the successful operation of Eurodac and for the Member States using the system. Data quality, data security and regulatory compliance with legal frameworks are essential conditions for Eurodac to provide effective support for the implementation of the Dublin Regulation, while upholding the rights and freedoms of third-country nationals or stateless persons seeking international protection.

The protection of personal data processed by the Eurodac Central System is monitored by the **European Data Protection Supervisor (EDPS)** in close cooperation with eu-LISA's Data Protection Officer (DPO).

The latest on-site inspection of the Eurodac Central System was carried out by the EDPS in December 2019 at eu-LISA's premises in Strasbourg. Following the reception of the EDPS draft report in November 2020, in January 2021, the Management Board formally adopted comments¹⁵ on the report for the consideration of the EDPS. An on-site EDPS inspection visit was planned for 2022, while drafting this report.

The final EDPS report on the Eurodac inspection was received in March 2021. It contained 29 recommendations to be implemented by eu-LISA with corresponding deadlines. In order to ensure appropriate implementation of those recommendations, follow-ups were organised internally by the DPO on a quarterly basis. By the end of 2021, 18 recommendations were completed and 11 were still ongoing.

In order to ensure coordinated supervision of data protection at central and national levels for Eurodac, representatives of the national data protection authorities and the EDPS usually meet twice a year. Those meetings were held in June and November 2021. On both occasions, upon invitation of the Eurodac Supervision Coordination Group, eu-LISA's DPO represented the Agency. The SCG members were informed about the latest developments and issues of the systems that may impact the processing of personal data. They were also interested in hearing about how the systems were performing, any related incidents and the quality of the data.

Throughout the reporting period, eu-LISA's DPO regularly consulted with the Eurodac team and the Eurodac Operational Change Advisory Board on several improvements to be implemented in the system regarding personal data. In that regard, eu-LISA's DPO provided advice accordingly.



¹⁵ Pursuant to Article 19(1)(hh) of eu-LISA's founding regulation (Regulation (EU) 2018/1726).



3

TRENDS AND FIGURES

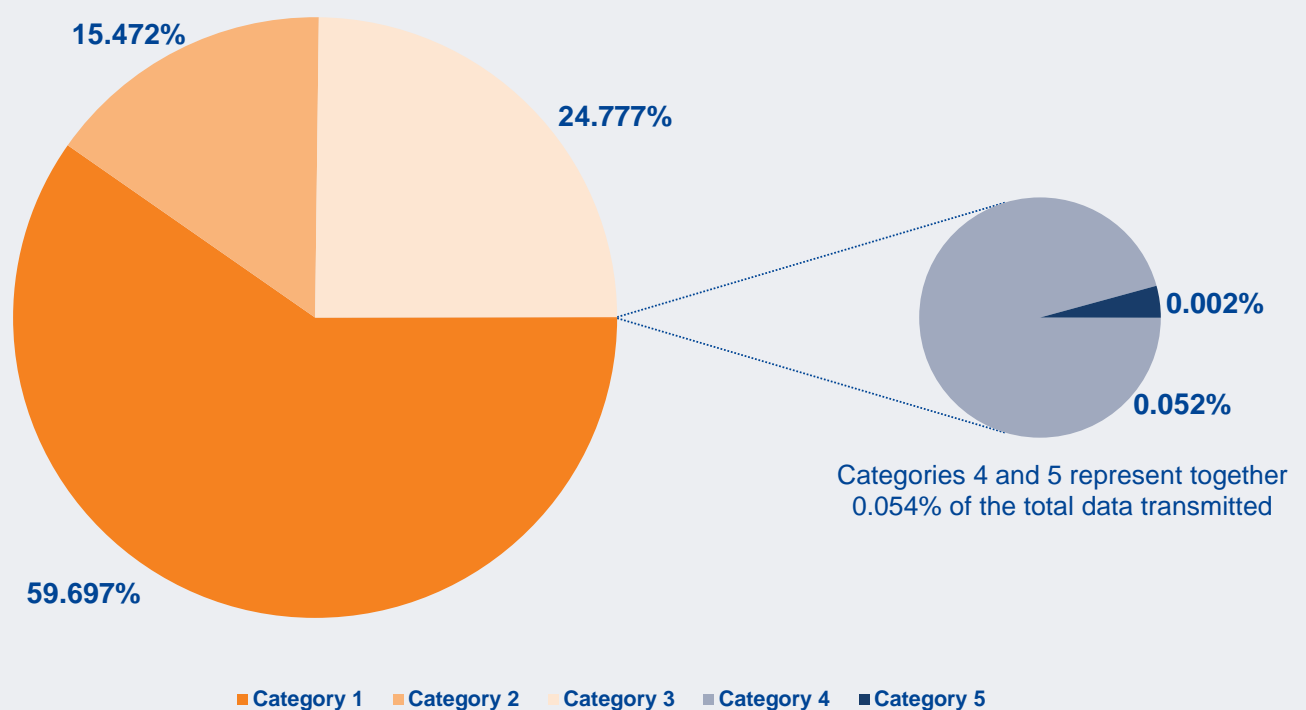
3. Eurodac usage: trends and figures

In 2021, Eurodac traffic increased compared to the previous year. Although the system experienced a 30% decrease in usage due to the COVID-19 pandemic in 2020, by the end of 2021 Eurodac traffic had recovered to pre-pandemic levels.

In 2021, the **total number of transactions** for all the categories in the system was **855,478**.

The figure below shows the percentage of transactions by category against the total number of data sets transmitted to the system in 2021. **Table 2 of the Annex** provides a breakdown of the data sets transmitted by category for each Member State.

Figure 2 - Data transmitted in 2021 by category



Eurodac data categories



Category 1: fingerprint data sets of third-country nationals (TCNs) or stateless persons, aged 14 or older, who register an application for international protection (asylum) in a Member State.



Category 2: fingerprint data sets of third-country nationals or stateless persons, aged 14 or older, apprehended when irregularly crossing the external borders.



Category 3: searches of fingerprint data sets of third-country nationals or stateless persons, aged 14 or older, found staying illegally within the territory of a Member State.



Category 4: searches by designated law enforcement authorities of Member States, for the purpose of comparing fingerprint data sets.



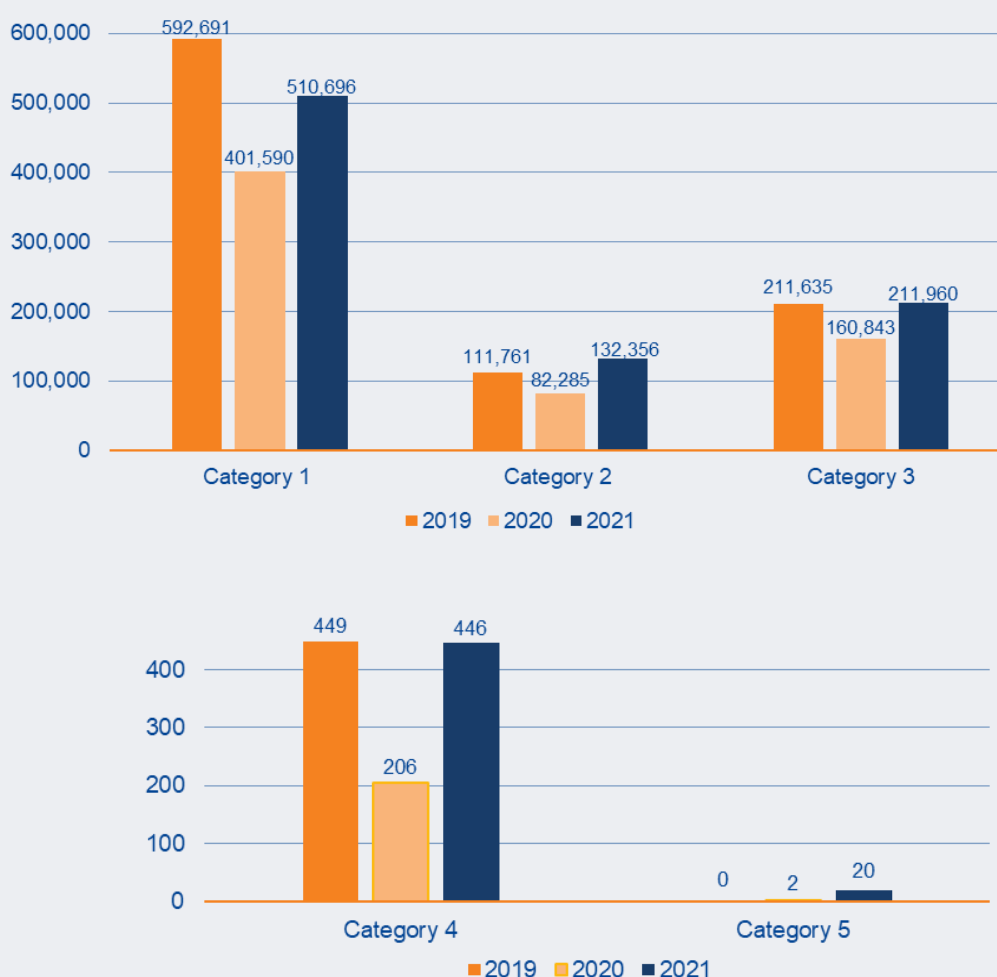
Category 5: searches by Europol for comparison of fingerprint data sets against the Central System data.

3.1. Data processed and data stored in 2021

The highest number of transactions was recorded in Category 1 (asylum seekers), with a total of 510,696 data sets transmitted. This was followed by Category 3 (third-country nationals found illegally within the territory of a Member State), with 211,960 transactions. Category 2 (irregular border crossings) comprised 132,356 transactions, and the last two categories (Category 4 and Category 5 - searches by law enforcement authorities of Member States and by Europol) accounted for 446 and 20 data set transactions respectively.

The figures below show the evolution of data transmitted to the Central System by category over the last three years.

Figures 3 and 4 – Data transmitted to the Eurodac Central System by category, 2019 – 2021



In Category 1, a total of 510,696 data sets were transmitted to the Central System during 2021. Similarly to the previous year, Germany was the Member State registering the highest number of transactions for this category (124,541), followed by France (94,758), Italy (55,167) and Spain (50,049). Overall, the number of transactions for this category increased by 27% in comparison to 2020.

In 2021, 132,356 transactions were reported in Category 2 (irregular border crossings), with Italy (64,548), Spain (37,153), Greece (12,005) and Cyprus (10,019) accounting for the highest numbers of transactions. In relation to the previous year, the number of transactions in this category increased by 61%.

In 2021, 211,960 transactions were recorded in Category 3 (third-country nationals found illegally within the territory of a Member State), representing an increase of 32% compared to the previous year. Germany (58,099), Belgium (32,904), Italy (20,579) and Greece (19,131) accounted for the highest numbers of data sets transmitted in this category.

In Category 4, the majority of transactions were carried out by Germany (269), France (34), the Netherlands (31) and Cyprus (26).

In relation to the previous year, the numbers of transactions transmitted to the Central System grew in all categories in 2021, with Categories 4 and 5 recording the largest increase (+124% combined).

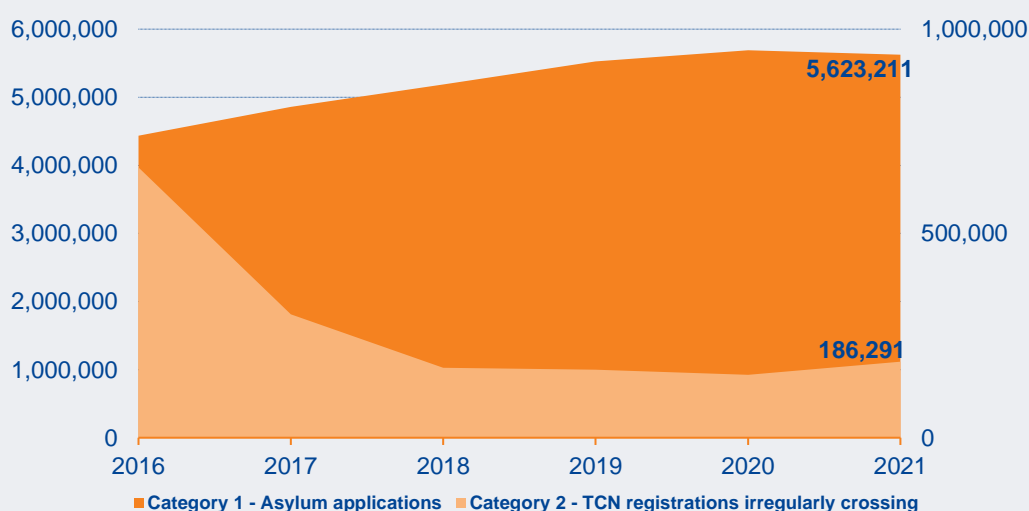
Only Categories 1 and 2 are stored in the system. These two categories impact the storage capacity of the Central System in a different way, since each category is stored for a different time period. Category 1 data sets (asylum seekers) are stored in the system for a maximum period of 10 years¹⁶, whereas Category 2 data (irregular border crossings) is stored for 18 months¹⁷. Nonetheless, both Category 1 and Category 2 data may be deleted by Member States prior to the maximum retention period in some specific cases (e.g. when citizenship is granted).

By the end of 2021, a total of **5,809,502 fingerprint data sets** were stored in the Central System, representing a 1% decrease compared to the data stored at the end of 2020.

In 2021, an exceptional event directly impacted the data stored in the system and its usage. Following the entry into force of the Agreement on the withdrawal of the United Kingdom from the European Union on 1 February 2020 and the subsequent end of the transition period on 1 January 2021, the UK was no longer able to access Eurodac (and therefore to send transactions) and all the UK data stored in the Central System was consequently deleted. This massive deletion resulted in nearly 350,000 data sets being erased, decreasing the number of records stored in the Central System to 5.55 million at the beginning of 2021.

Currently, the Eurodac Central System has a maximum capacity of 7 million data sets. By 31 December 2021, over 5.8 million fingerprint data sets had been stored in the Central System, closely approaching previous levels.

Figure 5 — Evolution of data stored in the system by category, 2016 – 2021



¹⁶ Pursuant to Article 12 of the Eurodac Regulation.

¹⁷ Pursuant to Article 16 of the Eurodac Regulation.

Figure 5 presents the evolution of data stored in the system between 2016 and 2021. Each category is represented with a different colour and the values are indicated in the corresponding axis (Category 1: left-hand axis; Category 2: right-hand axis).

As shown in Figure 5, Category 1 data stored in the system grew at a stable pace in the last few years, despite a slight decrease in 2021 compared to 2020. In contrast, Category 2 data followed an opposite pattern, with the number of Category 2 data sets in the Central System decreasing from 2016 until 2020, and then change trend with a 21% increase from 2020 to 2021.

Due to the impact of the deletion of UK data sets at the end of 2021, the overall number of data sets stored in the system was 1% lower in 2021 compared to the end of 2020.

Category 1 (asylum applicants) comprised 5,623,211 fingerprint data sets (97% of the total number of data sets stored in the Central System), whereas Category 2 (irregular border crossings) comprised 186,291 fingerprint data sets (3% of the total).

Table 1 of the Annex provides a detailed breakdown of the number of Category 1 and Category 2 data sets transmitted by each Member State and stored in the Central System.

3.2. Hits generated in 2021

Multiple international protection applications

Once a new fingerprint data set is transmitted to the Eurodac Central System (Category 1), it is stored in the system and compared against the existing data stored in the system.

Hits generated against Category 1 data indicate a duplicate, hence multiple applications for international protection lodged by the same individual over the last 10 years (the maximum retention period for Category 1 data in the Central System).

Those hits can be either local (multiple applications lodged in the same Member State) or foreign (the same person has lodged an international protection application in more than one Member State).

In 2021, Eurodac processed a total of 510,696 applications for international protection. Of these, 37% were multiple applications (188,886), meaning that the persons had already applied for international protection.

Hits against non-marked¹⁸ data sets

In 2021, **315,217 Category 1 hits** were registered **against Category 1 data sets**; of these, 213,310 were foreign hits, as shown in Table 3 of the Annex.

The highest number of foreign hits were reported by Germany (30%), France (27%), Belgium (8%) and Italy (7%).

Category 1 hits against Category 2 data sets represent hit results from a Category 1 data set search performed against the Category 2 data sets already stored in the Central System. If a search of this type results in one or more hits, it indicates that the fingerprints of an international asylum applicant were already stored in Eurodac as Category 2. Consequently, this means that the applicant was previously apprehended while irregularly crossing the external borders of one of the Member States over the previous 18 months.

¹⁸ As soon as international protection status is granted, the relevant Member State marks the information in the Category 1 data set. The purpose of marking is to inform users, in case of a hit, that the person has been granted international protection. The Member States are requested to continuously follow-up on the marking procedure, to ensure that both Category 1 and Category 2 data sets, linked to the marked data set, are also marked (marked following the initiator).

These hits provide an indication of the routes taken by persons who irregularly cross external borders and subsequently apply for international protection in the same or another Member State. Hence, hit results from such searches could also be local or foreign.

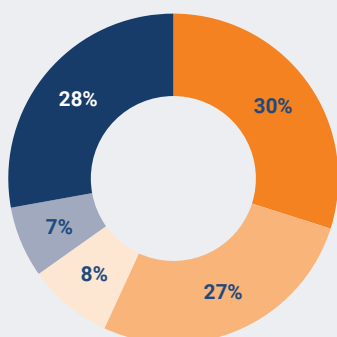
In 2021, **93,284 Category 1 hits** were registered **against Category 2 data sets**. The majority of these (54,933) were local hits, whereas the remaining 38,351 were foreign hits. The countries accounting for the highest number of foreign hits were Germany (31%), France (30%), the Netherlands (10%) and Austria (7%).

Category 3¹⁹ hits against Category 1 data sets are the result of searches performed after a person is found illegally staying in the territory of a Member State, and their data sets are transmitted to the Central System for search purposes. Contrary to the registration of Category 1 and Category 2 datasets, these searches are not mandatory. If the search results in a foreign hit, this provides an indication of the secondary movements of individuals who had previously applied for international protection in one Member State, but who were found to be illegally staying in the territory of a different Member State.

In 2021, **148,640 Category 3 hits** were recorded **against Category 1 data sets**. The majority of these were foreign hits (112,236), in contrast to 36,404 local hits. Member States accounting for the highest number of foreign hits in this category of searches were Belgium (26%), Germany (24%), and France and Switzerland (9% respectively).

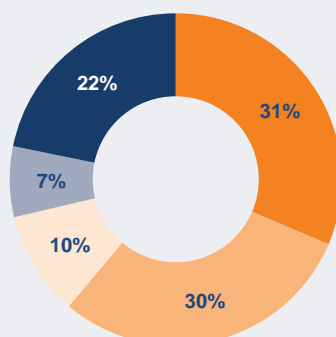
The figures below present the share of the Member States accounting for the highest number of foreign hits for each of the types described above.

Figure 6 - Category 1 foreign hits against Category 1 data sets



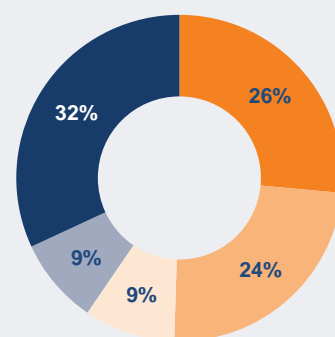
■ DE ■ FR ■ BE ■ IT ■ Other MS

Figure 7 - Category 1 foreign hits against Category 2 data sets



■ DE ■ FR ■ NL ■ AT ■ Other MS

Figure 8 - Category 3 foreign hits against Category 1 data sets



■ BE ■ DE ■ FR ■ CH ■ Other MS

Tables 3, 4 and 5 on the Annex provide a breakdown by type of hit category and by Member State.

3.2.1. Marked, unmarked and blocked²⁰ data sets

As soon as international protection status is granted to an individual, the Member State that processed the application marks the data of that person in the system, so that system users are aware of the status of the data subject in the event of a future hit.

Member States are requested to continuously follow-up on the marking procedure, in order to ensure that both Category 1 and Category 2 data sets, linked to the marked data set, are also marked (marked following the initiator).

¹⁹ Under Article 17 of the Eurodac Regulation, the Member States are not obliged to make use of this transaction. Therefore, not all Member States make systematic use of this functionality.

²⁰ Once the granted status for international protection is more than 3 years old, the data set will be blocked and will no longer be available for law enforcement searches, pursuant to Article 18(2) of the Eurodac Regulation.

At the end of the reporting period, **152,794 data sets** were **marked** (82,024 as initiator and 70,770 following the initiator). As initiators, Germany, France and Greece carried out the majority of markings on data sets in 2021 (over 65% of the total).

However, the international protection status granted to a person may also be revoked, withdrawn or ended. If this happens, the data set previously marked at the time international protection was granted has to be unmarked by the same Member State.

In total, **4,876 data sets** were **unmarked** in 2021. Of these, 3,953 were unmarked by the initiator, and 923 were unmarked following the initiator. Switzerland, Germany and Austria accounted together for over 77% of unmarkings on data sets.

After three years from the marking of a data set following the grant of international protection, the data set is automatically blocked in the system, and is therefore no longer available for law enforcement searches. Since 1 January 2021, **794,366 data sets**²¹ were **blocked** for law enforcement searches as international protection had been granted prior to 1 January 2018. Germany, France and Sweden contributed to over 67% of the total of data sets blocked.

This blocking functionality has only been available since July 2015 as a result of the latest recast of the Eurodac Regulation. Since then, the number of blocked data sets has been increasing every year as more data sets for individuals granted international protection status are being stored in the system.

A breakdown of marked, unmarked and blocked data sets by Member State is available in [Annex 8](#).

3.2.2. Hits against marked data sets

Once international protection is granted to an individual, the corresponding Member State is required to mark all the data sets (Category 1 and Category 2) related to that record. Marked data sets will remain available for comparison purposes in the system (against Category 1 and Category 3 data sets) as long as the storage period hasn't expired.

Hits generated against marked Category 1 records give an indication on whether or not the individuals who were granted international protection subsequently re-applied for international protection in the same or another Member State (secondary movement).

Moreover, hits generated by Category 3 searches against marked Category 1 records indicate secondary movements of persons who were granted international protection in a Member State, and were subsequently found to be staying illegally in the territory of another Member State.

By type of hit results, the following figures were reported at the end of the reporting period:

- **37,120 Category 1 hits against marked Category 1 data sets** (representing multiple applications for international protection lodged by an individual with already granted international protection status (marked Category 1)). Most hit results of this type were foreign hits (31,918). Germany (67%), France (11%), Belgium (5%) and Ireland (4%) registered the majority of foreign hits of this type.
- **2,902 Category 1 hits against marked Category 2 data sets** (representing asylum applicants who were apprehended while irregularly crossing the external borders of one of the Member States (Category 2), with this data set being marked, meaning that it is linked to Category 1 data with granted international protection status). Only 5 hit results of this type were local hits. The rest (2,897) were foreign hits. Germany reported the vast majority of such foreign hits (71%), followed by France (12%), Austria (3%) and Switzerland (2%).

²¹ Those are Category 1 and 2 data sets. Data sets from the Associated Countries (Iceland, Liechtenstein, Norway and Switzerland) are not accessible for law enforcement searches as the law enforcement elements of the Eurodac Regulation do not yet apply to them.

- **13,055 Category 3 hits against marked Category 1 data sets.** In total, 1,942 local hits of this type were recorded, compared to 11,113 foreign hits. Member States which registered the highest number of foreign hits were Germany (54%), Belgium (14%), the Netherlands (8%) and Austria (6%).

Tables 9, 10 and 11 of the Annex provide a breakdown of the different types of hits against marked data sets by Member State.

3.2.3. Hits following law enforcement searches

Law enforcement searches are the ones performed by Member State authorities with access to Eurodac (Category 4 searches), or by Europol²² (Category 5 searches). These types of searches are performed against all data sets stored in the system, except for blocked data sets²³ (as previously indicated).

When such hits occur, law enforcement authorities are not notified whether the data set hit is marked or unmarked.

In 2021, the following hits were reported for Category 4 searches against Category 1 or Category 2 data sets:

- 68 hits were generated by law enforcement searches (Category 4) against data of asylum seekers (Category 1 data sets);
- 12 hits were generated by law enforcement searches (Category 4) against data of irregular border crossings (Category 2 data sets). This represents a 50% increase over the previous year.

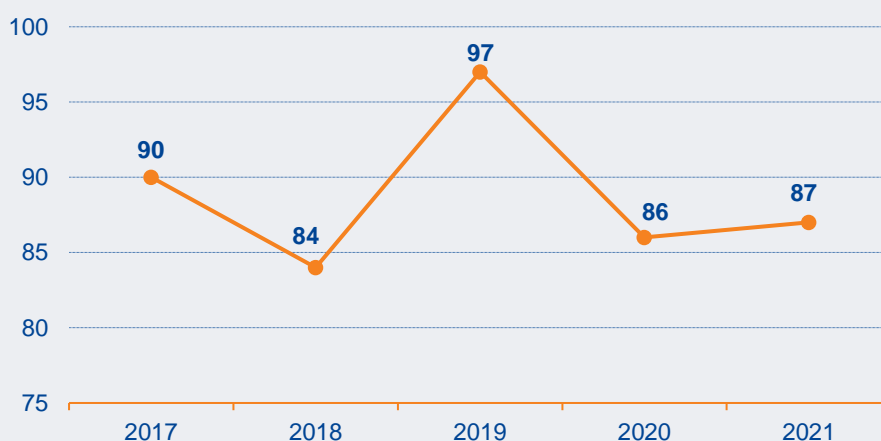
German law enforcement authorities generated the majority of foreign hits (similar to 2020), mainly showing persons who had prior lodged a request for international protection in Italy and the Netherlands.

Tables 6 and 7 of the Annex provide a breakdown of Category 4 hits against Category 1 data sets and of Category 4 hits against Category 2 data sets.

3.2.4. False hits

Further to a hit, the Member State which performed the search should verify it with the assistance of a fingerprint expert. Under Article 25 of the Eurodac Regulation, if the verification process is unable to confirm the hit, the Member State is required to report the false hit to eu-LISA and to the European Commission.

Figure 9 - False hits reported 2017 -2021



²² Europol relies on the Dutch connection and infrastructure to transmit data to Eurodac, in line with Article 19 of the Eurodac Regulation and in agreement with the Dutch authorities.

²³ Data sets are blocked when the international protection status was granted prior to 1 January 2018 (more than 3 years ago). Those data sets are not available for law enforcement searches.

Nonetheless, false hits remain rare and all the necessary technical measures are taken following such notifications to unlink the relevant records in the Eurodac Central System.

In 2021, 87 false hits were reported by Member States. The graph in the previous page indicates the trend and number of false hits reported over the last five years.

Table 12 of the Annex provides a breakdown of false hits for each Member State.

3.3. Late transmission of data (> 72 hours)

According to the Eurodac Regulation²⁴, Member States have a maximum of 72 hours to take the fingerprints and transmit them to the Eurodac Central System following the lodging of an application for international protection or the apprehension of an individual.

Delays in the transmission of fingerprint data sets to the Eurodac Central System might result in incorrect designation of the Member State responsible for processing the asylum application under the provisions of the Dublin Regulation.

Eight Member States transmitted more than 10% of their Category 1 data sets with a delay of over 72 hours. Germany transmitted more than 40% of its Category 1 data to the Central System with a delay of over 72 hours in 2021, followed by Portugal (30%), Switzerland (26%), Cyprus (14%) and Lithuania (12%).

Those delays were responsible for 1,277 wrong Category 1 hits²⁵ against Category 1 data sets and, similar to the previous year.

Concerning Category 2 data sets, five Member States transmitted more than 10% of their data with a delay of over 72 hours. Malta transmitted more than 98% of its Category 2 data with a delay of over 72 hours²⁶.

Those delays in transmitting Category 2 data sets resulted in 48 missed hits²⁷ in 2021, 39 of which related to data transmitted by Poland (20) and Spain (19).

²⁴ Under Articles 9(1) and 14(2) of the Eurodac Regulation. In the event of serious technical problems, an additional 48 hours are allowed.

²⁵ An example of a so-called 'wrong hit': a third-country national lodges an international protection application in Member State A, whose authorities take the person's fingerprints. While those fingerprints are awaiting transmission to the Eurodac (Category 1 transaction), the same person could go to Member State B and lodge another application. If Member State B sends the fingerprint data before Member State A, the fingerprint data sent by Member State A would be registered in the Eurodac later than the fingerprint data sent by Member State B. This would result in a hit from the data sent by Member State B against the data sent by Member State A (a wrong hit). Member State B would therefore be deemed responsible instead of Member State A, where the application was first lodged.

²⁶ During the reporting period Malta had a quarantine legislation in place, which precluded taking fingerprints to arriving migrants before the quarantine period was over.

²⁷ An example of a so-called 'missed hit': a third-country national or stateless person is apprehended in connection with an irregular border crossing and the person's fingerprints are taken by the authorities of Member State A. While those fingerprints are awaiting transmission to Eurodac (Category 2 transaction), the same person could go to Member State B and lodge an application for international protection. At that time, fingerprints are taken by the authorities of Member State B. If Member State B sends the fingerprint data (Category 1 transaction) before Member State A, Eurodac would register this as a Category 1 transaction and Member State B would have to handle the application instead of Member State A. When the Category 2 transaction arrives later, a hit will be missed, because Category 2 data are not searchable.

Figure 10 and Figure 11 below show the five Member States reporting the highest percentages of Category 1 data and Category 2 data transmitted with a delay of over 72 hours, respectively.

Figure 10 – Percentage of Category 1 data sent with a delay of over 72h

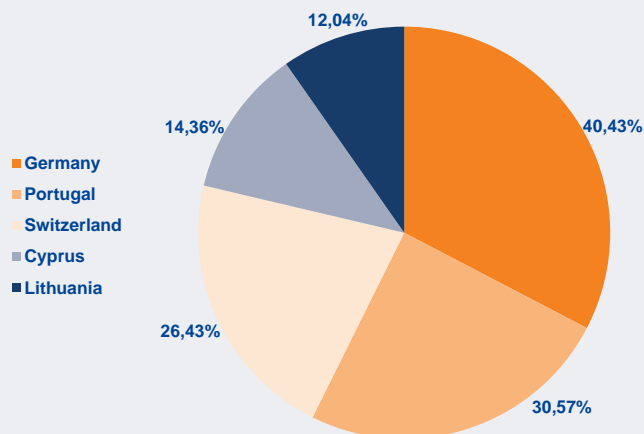
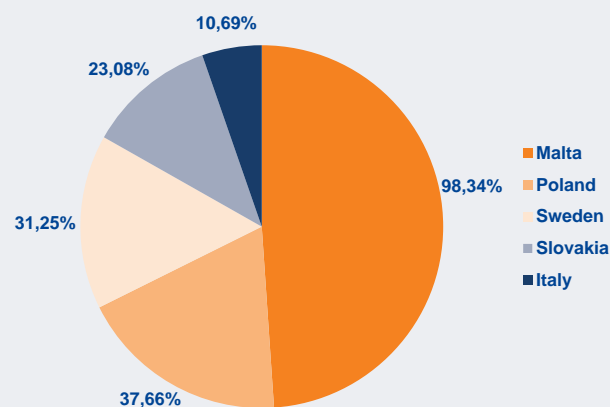


Figure 11 - Percentage of Category 2 data sent with a delay of over 72h



Tables 13 and 14 of the Annex provide a breakdown of ‘wrong hits’ and ‘missed hits’ for each Member State.

3.4. Access rights to personal data

Any individual whose data is processed in the Eurodac Central System has the right to access his/her own data upon request. Such requests are recorded under Category 9 searches, for which 224 requests were logged in 2021. This figure was more than double compared to 2020 (102). Most requests for access to personal data came from Cyprus.

Figure 12 below shows the trend for Category 9 search requests in the last five years.

Figure 12 - Category 9 searches 2017 - 2021

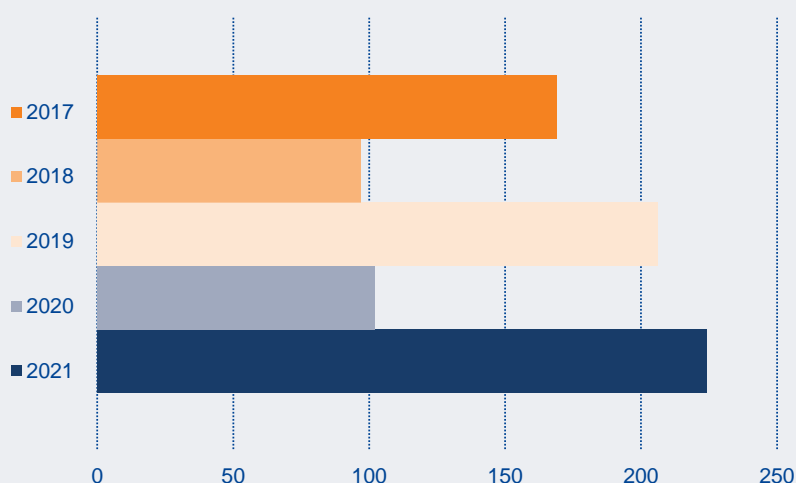


Table 15 of the Annex provides a breakdown of Category 9 search requests per month for each Member State.

3.5. Rejection rate

In order for the data sets to be accepted by the Eurodac Central System, the transactions and the fingerprints sent should be of sufficient quality and in line with the Interface Control Document (ICD) that sets out the rules for data exchange between the Member States and the Central System.

Fingerprint data sets are rejected in case of insufficient quality or sequence check failures, as they cannot be used for comparisons. In 2021, the average rejection rate for fingerprint data sets was 3.98% (i.e. 27,035 data sets were rejected, under Categories 1 and 2), representing a slight increase over the last few years.

Transaction errors may occur due to data validation issues (incompatibility with the ICD) or incorrect formats. In 2021, 112,407 transactions (entries, updates and deletions) were rejected due to errors, i.e. 9.34% of all transactions. This trend has increased slightly over the past years, similarly to the fingerprint rejection rate.

Conclusions

During the reporting period, the Eurodac Central System performed as expected, in line with the service-level agreement and the legal requirements. In 2021, Eurodac was available for 99.80% of the time. The Agency remains strongly committed to keeping the Eurodac Central System operating on a 24/7 basis, with appropriate 24/7 operational monitoring support.

The system usage increased after the drastic decrease in 2020, due to the impact of the COVID-19 pandemic. As a result of the Brexit process, 2021 began with the disconnection of the UK on 1 January 2021, and consequently with all its data being deleted accordingly.

While the Commission's amended proposal for a revised Eurodac is still under negotiation, eu-LISA has started working on a minimal upgrade of the Eurodac Central System, as some of the key components of the system are reaching the end of their lifecycle, in order to ensure service continuity to the Member States, as well as sound operational maintenance of the system.



ANNEXES

4

Annexes

Table 1. The Eurodac Central System: content status on 31 December 2021

Member State	Category 1 data	Category 2 data	Total
AT	220,457	88	220,545
BE	191,459	0	191,459
BG	67,805	689	68,494
CH	156,861	0	156,861
CY	45,658	12,182	57,840
CZ	11,047	2	11,049
DE	1,917,148	1,694	1,918,842
DK	62,491	4	62,495
EE	857	0	857
ES	285,139	54,371	339,510
FI	52,403	0	52,403
FR	752,845	629	753,474
GR	287,222	17,362	304,584
HR	7,662	2,924	10,586
HU	175,771	160	175,931
IE	28,621	2	28,623
IS	4,832	5	4,837
IT	658,374	91,001	749,375
LI	619	0	619
LT	6,457	71	6,528
LU	13,964	1	13,965
LV	2,255	1	2,256
MT	15,088	1,264	16,352
NL	202,349	1,038	203,387
NO	59,939	28	59,967
PL	45,736	654	46,390
PT	8,655	45	8,700
RO	29,459	2,034	31,493
SE	292,964	23	292,987
SI	16,431	1	16,432
SK	2,643	18	2,661
Total	5,623,211	186,291	5,809,502

Table 2. Data sets sent in 2021²⁸

Member State	Category 1 data	Category 2 data	Category 3 data	Category 4 CPS data	Category 4 MPS data	Category 5 CPS data	Category 5 MPS data	Total
AT	34,068	61	12,465	20				46,614
BE	21,431		32,904					54,335
BG	10,215	564	2,539					13,318
CH	10,537		10,584					21,121
CY	11,967	10,019	75	3	23			22,087
CZ	1,222	9	3,673					4,904
DE	124,541	1,237	58,099	36	233			184,146
DK	1,679	4	2,739	8	7			4,437
EE	50		1,048					1,098
ES	50,049	37,153	1,359	5				88,566
FI	2,107	1	118					2,226
FR	94,758	632	16,109	34				111,533
GR	23,622	12,005	19,131	3	17			54,778
HR	1,863	1,815	43					3,721
HU	37	105	5,478	3				5,623
IE	4,142	2						4,144
IS	621	3	44					668
IT	55,167	64,548	20,579					140,294
LI	65		1					66
LT	3,670	72	724					4,466
LU	995	2	1,736					2,733
LV	433	1	5					439
MT	1,111	725	75					1,911
NL	25,360	837	10,403		31			36,631
NO	1,598	12	1,978					3,588
PL	5,144	608	2,688	2				8,442
PT	1,243	1	203					1,447
RO	8,957	1,909	1,423	8	11			12,308
SE	9,434	16	499	2				9,951
SI	4,254	2	3,661					7,917
SK	356	13	1,577					1,946
Europol	n.a	n.a	n.a	n.a	n.a	11	9	11
Total	510,696	132,356	211,960	124	322	11	9	855,478

²⁸ For Category 1, only initial entries are included.

Table 3. Category 1 hits against Category 1 data sets²⁹ in 2021

Member State	AT	BE	BG	CH	CY	CZ	DE	DK	EE	ES	FI	FR	GR	HR	HU	IE	IS	IT	LI	LT	LU	LV	MT	NL	NO	PL	PT	RO	SE	SI	SK	Local hits	Foreign hits	Total	
AT	2,250	137	3,388	315	31	20	1,300	85	3	21	42	515	2,985	64	297	0	15	282	9	5	22	6	6	311	39	58	4	2,050	140	83	125	2,250	12,358	14,608	
BE	1,768	10,921	1,394	536	19	20	3,400	188	4	354	51	3,111	1,696	86	287	5	31	1,115	6	8	125	8	89	1,202	89	166	38	1,153	513	265	33	10,921	17,760	28,681	
BG	33	7	96	12	0	1	73	1	0	0	7	7	61	0	18	0	0	5	0	0	1	0	0	13	3	2	0	10	11	1	0	96	266	362	
CH	831	172	283	1,184	3	10	1,359	99	1	73	24	565	1,728	127	122	1	3	421	20	14	57	10	8	584	35	58	12	316	164	273	21	1,184	7,394	8,578	
CY	10	1	1	2	138	1	25	1	0	1	1	0	4	0	5	1	0	9	0	1	0	0	0	2	0	1	0	1	8	0	0	138	75	213	
CZ	16	17	1	13	1	316	106	1	0	0	1	24	7	0	2	0	0	6	1	2	3	0	0	15	1	2	2	10	27	0	1	316	259	575	
DE	3,588	1,704	2,505	1,884	67	135	27,777	779	14	713	351	6,040	26,387	962	1,754	27	61	4,004	22	281	178	152	208	3,232	366	1,317	103	3,117	2,458	1,341	53	27,777	63,803	91,580	
DK	67	52	28	76	0	0	293	219	0	11	41	76	65	1	8	2	4	69	0	3	14	1	4	120	39	15	1	25	211	6	0	219	1,232	1,451	
EE	1	1	0	1	0	0	2	1	0	0	2	0	1	0	0	0	0	0	0	0	1	0	0	1	2	1	0	0	1	0	0	0	0	15	15
ES	114	104	12	118	5	12	647	42	1	1,833	14	562	326	7	91	6	7	1,815	2	2	14	0	84	150	18	19	13	15	98	62	3	1,833	4,363	6,196	
FI	25	14	11	19	4	3	196	83	4	4	1,967	52	214	3	32	0	6	53	0	2	3	6	5	57	31	6	1	9	170	8	0	1,967	1,021	2,988	
FR	5,135	2,658	2,899	1,894	56	107	14,013	443	4	1,035	276	26,670	6,328	287	1,483	19	34	10,874	7	68	242	45	586	1,754	404	533	172	2,991	2,077	1,005	59	26,670	57,488	84,158	
GR	33	23	23	17	6	3	268	21	0	4	21	79	4,752	5	49	0	3	37	0	1	3	0	0	37	19	5	2	9	40	2	0	4,752	710	5,462	
HR	13	4	48	4	0	0	29	2	0	0	4	2	999	26	10	0	0	1	0	0	1	0	0	6	5	3	0	15	10	10	0	26	1,166	1,192	
HU	2	0	2	0	0	0	2	1	0	0	0	0	0	0	2	0	0	0	0	0	0	0	0	0	0	0	1	0	6	0	0	2	0	14	16
IE	180	112	89	57	11	3	613	142	1	25	22	191	683	3	25	510	11	242	2	3	7	1	53	78	21	3	4	108	243	10	1	510	2,944	3,454	
IS	7	11	2	7	2	2	43	12	0	0	6	6	124	0	2	3	23	26	0	0	1	0	0	18	7	0	0	0	20	0	0	23	299	322	
IT	1,670	310	370	683	24	45	3,851	126	1	177	168	2,538	1,949	90	582	5	10	12,205	1	4	27	7	94	335	88	27	14	569	600	504	17	12,205	14,886	27,091	
LI	18	3	2	27	0	1	40	2	0	1	1	13	9	0	2	0	0	5	10	0	6	0	0	17	0	3	1	1	4	3	0	10	159	169	
LT	23	7	6	4	0	1	113	6	0	1	56	8	36	2	5	0	0	15	0	187	1	0	3	15	10	9	0	9	32	0	1	187	363	550	
LU	14	37	2	48	0	0	114	6	0	9	6	79	63	5	10	0	0	68	2	0	40	1	6	66	6	4	2	8	11	9	0	40	576	616	
LV	4	2	4	2	0	5	26	3	0	1	20	4	5	0	1	2	0	1	0	2	0	2	0	4	2	5	0	0	8	0	0	2	101	103	
MT	7	9	12	6	0	0	42	5	0	0	0	19	51	0	1	0	0	85	0	0	0	0	0	71	3	2	3	0	2	8	0	71	255	326	
NL	912	598	178	1,045	66	40	3,935	374	2	237	79	1,237	1,894	86	167	10	21	1,546	9	13	136	5	69	5,125	127	99	39	243	522	166	18	5,125	13,873	18,998	
NO	65	5	42	11	4	0	54	46	0	5	9	19	125	2	2	0	0	16	0	8	0	0	7	10	64	7	0	28	73	1	1	64	540	604	
PL	58	27	59	26	0	14	316	21	0	1	24	40	56	0	3	0	1	6	1	27	4	5	0	36	13	1,365	0	120	49	3	0	1,365	910	2,275	
PT	18	19	1	29	0	6	148	1	0	15	0	94	124	0	4	0	0	153	2	0	6	0	15	19	4	0	20	1	11	5	0	20	675	695	
RO	134	22	1,640	21	1	3	174	3	1	2	13	37	810	3	30	0	2	25	0	0	0	0	1	8	11	50	0	641	14	5	2	641	3,012	3,653	
SE	150	69	55	138	9	5	721	329	1	34	104	172	599	12	136	3	13	239	1	6	14	7	18	208	146	26	1	60	3,417	23	3	3,417	3,302	6,719	
SI	41	11	211	16	0	0	118	19	0	5	9	34	1,721	940	30	0	0	26	2	0	2	0	0	34	10	1	1	125	25	27	3	27	3,384	3,411	
SK	24	3	11	6	0	1	7	1	0	0	0	0	16	0	2	1	0	0	0	0	0	0	0	2	1	0	0	28	4	0	49	49	107	156	
Total	17,211	17,060	13,375	8,201	447	754	59,805	3,062	37	4,562	3,319	42,194	53,818	2,711	5,162	595	245	33,349	97	637	908	256	1,327	13,462	1,563	3,789	430	11,670	10,969	3,812	390	101,907	213,310	315,217	

²⁹ The Member States in the first column have sent cases which have produced hits against the data sets of the Member States listed across the top of the table. Local hits are produced when the two data sets generating the hit are from the same country. The number of local hits depends on the Member State settings when performing a search in Eurodac. The Member States have the option to exclude their own searches, which will filter out local hits from the results.

Table 4. Category 1 hits against Category 2 data sets³⁰

Member State	AT	BG	CY	DE	ES	FI	FR	GR	HR	HU	IE	IS	IT	LT	LU	LV	MT	NL	NO	PL	PT	RO	SE	SI	SK	Local hits	Foreign hits	Total
AT	7	108	3	2	23	0	1	1,846	104	19	0	0	229	0	0	0	4	0	0	1	0	296	0	0	0	7	2,636	2,643
BE	0	27	4	7	185	0	12	453	54	3	1	0	1,228	0	0	0	58	4	0	3	0	186	0	0	0	0	2,225	2,225
BG	0	518	0	0	0	0	0	14	0	0	0	0	0	0	0	0	0	0	0	0	0	1	0	0	0	518	15	533
CH	0	11	0	5	314	0	0	883	117	0	0	0	587	0	0	0	1	1	0	3	0	40	0	0	1	0	1,963	1,963
CY	0	0	9,762	0	0	0	0	2	0	0	0	0	0	0	0	0	0	0	0	0	0	0	0	0	0	9,762	2	9,764
CZ	0	0	0	0	2	0	0	0	1	0	0	0	1	0	0	0	0	0	0	0	0	1	0	0	0	0	5	5
DE	1	108	3	388	1,147	0	22	5,131	839	26	0	0	4,010	0	0	0	113	70	0	144	0	430	0	0	2	388	12,046	12,434
DK	0	1	0	1	15	0	0	29	1	2	0	0	38	0	0	0	3	0	0	0	0	4	1	0	0	0	95	95
EE	0	0	0	0	0	0	0	3	0	0	0	0	0	0	0	0	0	0	0	0	0	0	0	0	0	0	3	3
ES	0	1	1	0	6,477	0	2	8	5	0	0	0	156	0	0	0	69	1	0	1	0	3	0	0	0	6,477	247	6,724
FI	0	0	4	1	7	1	0	81	6	0	0	0	30	0	0	0	2	0	0	0	0	2	0	0	0	1	133	134
FR	0	68	17	9	3,301	0	457	1,133	336	2	0	0	5,764	0	0	0	210	1	0	21	0	538	0	0	0	457	11,400	11,857
GR	0	1	0	0	0	0	0	11,635	0	0	0	0	2	0	0	0	0	0	0	0	0	0	0	0	0	11,635	3	11,638
HR	0	1	0	0	0	0	0	170	1,098	0	0	0	1	0	0	0	0	0	0	0	0	4	0	0	0	1,098	176	1,274
HU	0	0	0	0	0	0	0	0	0	0	0	0	0	0	0	0	0	0	0	0	0	1	0	0	0	0	1	1
IE	0	1	0	0	11	0	2	59	0	3	1	0	41	0	0	0	19	1	0	1	0	12	0	0	0	1	150	151
IS	0	0	0	0	0	0	0	12	0	0	0	1	7	0	0	0	0	0	0	0	0	0	0	0	0	1	19	20
IT	0	5	12	1	399	0	0	202	162	1	0	0	22,021	0	0	0	27	0	0	1	0	84	0	0	0	22,021	894	22,915
LI	0	0	0	0	1	0	0	3	0	0	0	0	0	0	0	0	0	0	0	0	0	0	0	0	0	0	4	4
LT	0	0	0	0	0	0	0	4	0	0	0	0	12	7	0	0	3	0	0	4	0	4	0	0	0	7	27	34
LU	0	0	0	0	13	0	0	31	1	0	0	0	114	0	1	0	9	0	0	1	0	5	0	0	0	1	174	175
LV	0	0	0	0	0	0	0	0	0	0	0	0	0	0	0	1	0	0	0	0	0	0	0	0	0	1	0	1
MT	0	0	0	0	0	0	0	8	0	0	0	0	4	0	0	0	746	0	0	0	0	0	0	0	0	746	12	758
NL	0	9	3	6	604	0	13	1,621	40	6	0	0	1,489	0	0	0	50	36	0	16	3	47	0	0	1	36	3,908	3,944
NO	0	0	3	0	3	0	0	105	3	1	0	0	39	0	0	0	4	0	1	0	0	7	0	0	0	1	165	166
PL	0	1	0	0	3	0	0	24	2	0	0	0	0	0	0	0	0	0	0	259	0	26	0	0	0	259	56	315
PT	0	0	0	0	16	0	0	18	0	0	0	0	33	0	0	0	13	0	0	0	5	0	0	0	0	5	80	85
RO	0	46	1	0	0	0	0	348	47	1	0	0	9	0	0	0	0	0	0	2	0	1,500	0	0	0	1,500	454	1,954
SE	0	1	3	3	9	0	0	289	13	0	0	1	94	0	0	0	2	1	0	2	0	9	7	0	0	7	427	434
SI	0	5	0	0	0	0	0	194	784	0	0	0	7	0	0	0	0	0	0	0	0	30	0	3	0	3	1,020	1,023
SK	0	2	0	0	0	0	0	7	0	0	0	0	0	0	0	0	0	0	0	0	0	2	0	0	1	1	11	12
Total	8	914	9,816	423	12,530	1	509	24,313	3,613	64	2	2	35,916	7	1	1	1,333	115	1	459	8	3,232	8	3	5	54,933	38,351	93,284

³⁰ The Member States in the first column have sent searches which have produced hits in the data sets of the Member States listed across the top of the table. Local hits are produced when the two data sets generating the hit are from the same country. The number of local hits depends on the Member State settings when performing a search in Eurodac. The Member States have the option to exclude their own searches, which will filter out local hits from the results.

Table 5. Category 3 hits against Category 1 data sets³¹

Member State	AT	BE	BG	CH	CY	CZ	DE	DK	EE	ES	FI	FR	GR	HR	HU	IE	IS	IT	LI	LT	LU	LV	MT	NL	NO	PL	PT	RO	SE	SI	SK	Local hits	Foreign hits	Total	
AT	1,583	89	407	364	4	22	1,287	74	0	35	34	351	861	51	223	2	3	984	1	1	28	1	8	259	37	21	7	660	149	73	103	1,583	6,139	7,722	
BE	1,439	7,232	234	2,536	5	28	7,851	983	0	700	91	2,554	935	157	447	27	14	1,662	8	11	349	16	140	6,827	292	72	32	566	1,190	500	41	7,232	29,707	36,939	
BG	10	2	53	8	0	0	30	1	0	0	4	4	91	0	6	2	0	4	0	0	1	0	0	3	0	1	0	6	4	0	0	53	177	230	
CH	990	268	141	3,121	3	17	2,567	217	2	154	39	1,221	325	39	214	8	5	1,316	14	12	107	5	11	1,135	81	35	22	181	291	148	26	3,121	9,594	12,715	
CY	0	0	0	0	1	0	0	0	0	0	0	0	0	0	0	0	0	0	0	0	0	0	0	0	0	0	0	0	0	0	0	1	0	1	
CZ	50	10	167	20	0	187	114	4	0	6	2	17	92	0	15	0	3	28	0	2	7	0	1	22	9	13	1	508	19	0	14	187	1,124	1,311	
DE	2,071	694	1,392	1,133	31	73	8,201	509	11	311	255	2,619	7,620	218	445	17	34	2,242	11	93	128	71	63	1,826	212	579	56	2,228	1,520	472	40	8,201	26,974	35,175	
DK	70	38	17	70	7	1	338	808	0	7	41	79	67	5	33	1	7	164	2	0	7	1	0	86	54	12	1	8	413	5	4	808	1,538	2,346	
EE	1	0	0	0	1	0	8	1	13	0	13	2	1	0	0	0	1	4	0	1	1	4	0	2	0	2	0	1	9	0	0	13	52	65	
ES	7	26	0	11	0	0	56	2	1	433	0	30	11	0	4	0	1	50	1	0	4	6	15	37	7	0	3	0	12	4	0	433	288	721	
FI	9	2	1	7	0	0	29	12	0	0	26	6	7	1	4	0	1	10	0	2	0	0	1	9	11	0	0	0	37	2	0	26	151	177	
FR	780	337	304	751	4	7	2,540	145	1	266	31	4,540	458	48	315	8	3	2,057	9	5	93	4	66	987	54	39	23	284	245	260	24	4,540	10,148	14,688	
GR	34	20	23	19	8	2	263	14	0	4	20	81	3,676	3	51	0	2	31	0	1	3	0	0	39	8	9	1	11	30	2	0	3,676	679	4,355	
HR	0	0	3	0	0	0	1	0	0	0	0	0	22	5	1	0	0	0	0	0	0	0	0	0	1	0	0	7	0	1	0	5	36	41	
HU	78	37	330	24	1	15	385	13	0	3	8	120	324	2	262	0	12	34	1	0	3	0	2	46	13	3	0	624	53	3	2	262	2,136	2,398	
IS	0	0	0	0	0	0	0	0	0	0	2	0	1	0	0	0	3	0	0	0	0	0	0	0	0	0	0	0	1	0	0	3	4	7	
IT	1,282	116	520	357	10	20	1,609	70	0	64	39	895	2,183	247	262	5	3	2,164	4	4	27	3	58	296	37	12	8	538	218	474	22	2,164	9,383	11,547	
LT	5	0	3	0	0	0	24	4	0	0	17	0	7	1	4	0	0	0	0	120	0	0	0	5	1	0	0	1	5	0	0	120	77	197	
LU	66	139	14	223	2	1	612	74	0	26	17	308	81	6	25	0	2	209	4	2	153	1	14	450	25	11	3	15	77	25	0	153	2,432	2,585	
LV	2	1	0	3	0	4	5	2	0	0	0	3	0	0	0	0	0	0	0	0	0	0	0	0	2	0	2	0	0	3	0	0	0	27	27
MT	1	0	1	4	0	0	10	0	0	0	0	2	15	0	1	0	0	17	0	0	0	0	20	0	1	0	0	0	2	0	0	20	54	74	
NL	333	318	123	476	5	7	1,694	178	1	169	28	493	827	19	107	9	4	436	6	2	62	3	5	2,265	42	13	8	86	252	70	7	2,265	5,783	8,048	
NO	39	9	23	33	0	2	116	37	0	9	11	39	63	0	12	0	0	82	0	0	3	0	3	25	230	6	0	13	143	3	0	230	671	901	
PL	22	14	82	26	0	13	273	21	0	2	15	44	95	1	13	0	1	16	3	10	5	8	0	39	10	164	0	144	41	1	0	164	899	1,063	
PT	14	0	3	11	0	0	36	2	0	6	0	12	89	0	3	0	0	26	0	0	0	0	2	7	0	0	11	1	8	0	0	11	220	231	
RO	134	2	83	17	0	2	88	6	0	0	2	40	157	0	10	0	0	6	0	0	1	0	0	10	5	42	0	952	7	3	2	952	617	1,569	
SE	9	9	2	9	0	0	68	35	0	2	12	11	17	0	5	0	1	50	0	2	2	2	2	18	7	3	0	3	147	1	0	147	270	417	
SI	46	9	180	24	1	0	122	3	0	7	6	46	855	703	53	0	2	37	2	0	3	0	0	22	5	0	0	101	15	20	1	20	2,243	2,263	
SK	15	0	162	7	0	2	32	2	0	0	1	4	113	0	10	0	0	6	0	0	0	0	0	6	1	4	0	441	6	1	14	14	813	827	
Total	9,090	9,372	4,268	9,254	83	403	28,359	3,217	29	2,204	714	13,521	18,993	1,506	2,525	79	102	11,635	66	268	987	125	411	14,423	1,143	1,043	176	7,379	4,897	2,068	300	36,404	112,236	148,640	

³¹ The Member States in the first column have sent searches which have produced hits in the data sets of the Member States listed across the top of the table. Local hits are produced when the two data sets generating the hit are from the same country. The number of local hits depends on the Member State settings when performing a search in Eurodac. Member States have the option to exclude their own searches, which will filter out local hits from the results.

Table 6. Category 4 hits against Category 1 data sets

Member State	AT1	BE1	BG1	DE1	FR1	GR1	HU1	IT1	NL1	PL1	RO1	SE1	Local hits	Foreign hits	Total
AT	6	0	0	0	0	0	0	1	0	0	0	1	6	2	8
DE	5	1	0	0	2	0	0	9	8	1	0	1		27	27
ES	0	0	0	0	1	0	0	1	0	0	0	0		2	2
FR	0	0	1	1	1	1	1	7	0	0	0	0	1	11	12
HU	1	0	0	1	0	0	3	0	0	0	0	0	3	2	5
RO	0	0	3	0	0	3	0	2	0	0	6	0	6	8	14
Total	12	1	4	2	4	4	4	20	8	1	6	2	16	52	68

Table 7. Category 4 hits against Category 2 data sets

Member State	DE2	IT2	RO2	Local hits	Foreign hits	Total
AT	1	0	0		1	1
FR	0	10	0		10	10
RO	0	0	1	1		1
Total	1	10	1	1	11	12

Table 8. Marked, unmarked and blocked data sets in 2021

Member State	Number of marking as initiator	Number of marking following the initiator	Total	Member State	Number of unmarking as initiator	Number of unmarking following the initiator	Total	Member State	Blocked records for Law enforcement since 01/01/2021
AT	9,709	2,884	12,593	AT	531	50	581	AT	51,489
BE		2,370	2,370	BE	2	40	42	BE	29,647
BG	1,042	1,915	2,957	BG		20	20	BG	12,108
CH	3,529	1,293	4,822	CH	1,915	62	1,977	CY	1,463
CY	1	41	42	CY	2	1	3	CZ	488
CZ	207	57	264	DE	1,320	257	1,577	DE	400,332
DE	24,277	28,181	52,458	DK	48	23	71	DK	22,790
DK	511	735	1,246	ES	4	11	15	EE	119
EE	9		9	FI	20	8	28	ES	6,101
ES	4,589	535	5,124	FR	2	66	68	FI	7,202
FI	1,438	989	2,427	GR	5	49	54	FR	67,791
FR	21,346	6,043	27,389	HR	2	1	3	GR	23,551
GR	7,888	10,065	17,953	HU		129	129	HR	322
HR	26	370	396	IT		70	70	HU	36,853
HU		2,500	2,500	LT		1	1	IE	1,394
IE	390	1,100	1,490	MT	3	3	6	IT	15,422
IS		121	121	NL	2	64	66	LT	402
IT	15	3,948	3,963	NO	15	14	29	LU	574
LT		34	34	PL	5	10	15	LV	316
LU	979		979	PT		3	3	MT	609
LV	74	7	81	RO		5	5	NL	43,812
MT	482	700	1,182	SE	62	33	95	PL	2,504
NL	1	1,619	1,620	SI	2	2	4	PT	186
NO	917	651	1,568	SK	13	1	14	RO	2,786
PL	770	358	1,128	Total	3,953	923	4,876	SE	65,472
PT		55	55					SI	421
RO	643	693	1,336					SK	212
SE	3,126	3,066	6,192					Total	794,366
SI	20	400	420						
SK	35	40	75						
Total	82,024	70,770	152,794						

Table 9. Category 1 hits against marked Category 1 data sets³²

Member State	AT	BE	BG	CH	CY	CZ	DE	DK	EE	ES	FI	FR	GR	HR	HU	IE	IS	IT	LT	LU	LV	MT	NL	NO	PL	PT	RO	SE	SI	SK	Local hits	Foreign hits	Total
AT	123	5	16	13	7	1	57	6	5	2	11	341	16	12			8		1				4	1			20	11	16	123	553	676	
BE	29	612	49	39	2	1	260	27	1	50	2	127	856	8	10		12	36		1	1	4	83	7	3	1	27	38	4	2	612	1,680	2,292
BG	4		3				5						4					2					3					1			3	19	22
CH	17	3	5	95	1		78	3		2		23	444		11		1	8		3			17	1	1		7	6	5	95	636	731	
CY				1	1		2								1															1	6	7	
CZ						3	1						1															1		3	3	6	
DE	194	319	505	112	15	8	3,533	127	5	176	38	222	18,397	57	180	5	21	75	9	9	10	19	222	51	18	11	235	198	47	6	3,533	21,291	24,824
DK	4			5			24	21			1	2	10					5					5	4			2	12	1	21	75	96	
ES	4	2		2			21	3		2		3	6		7			7					4		1			3	1	2	64	66	
FI	3	3	3				5	1			20	1	80		1		1	5			1		3	4			5	4		20	120	140	
FR	70	169	20	87	7		477	21		126	8	409	2,052	7	31		2	117		6	3	4	41	15	8	1	51	61	5	3	409	3,392	3,801
GR	2		2				20	3				1	23		3								1					3		2	35	58	
HR	3												44	2																2	47	49	
HU								1																						0	1	1	
IE	61	28	47	13	7	1	342	69		16	10	36	557		8	9	3	65	1	3		9	28	2			62	50		9	1,418	1,427	
IS	1	10			2		26	3			2	3	112				3						9	1				7		3	176	179	
IT	20	4	12	15		1	100	2	1	3	2	47	39		13	1		44			2			10	3		9	9	4	1	44	298	342
LI				1			1			1			8															1			12	12	
LT							15						4						2											2	20	22	
LU		2		7			8			2	1	6	13		1			6			2	2	1	2				3		2	52	54	
MT	1	2	4				4						18					1				6					2			6	32	38	
NL	32	54	28	33	29		261	46		14	6	60	715	5	13	2	2	28		1			191	7	3		13	36	3	1	191	1,392	1,583
NO		1			1		3			1		4	33					1	1					6	1		2	2		6	50	56	
PL		2					12					2	1		2				1	1			1		8					8	22	30	
PT							2					1	7									3								0	13	13	
RO	4						11				1		37										2				2	2		2	57	59	
SE	4	5	8	9	1		58	12		2	3	15	171	1	2	1		12			1	1	16	4	2		1	79	2	79	331	410	
SI	3		2	3			6				1	3	54	41	1								3				2	1	2	2	120	122	
SK							2						1																1	1	3	4	
Total	579	1,221	704	435	73	15	5,334	345	7	400	97	976	24,028	137	298	18	45	418	14	29	17	46	647	106	45	13	441	528	90	14	5,202	31,918	37,120

³² The Member States in column one have sent Category 1 searches which have produced hits in the marked data sets of Member States listed across the top of the table. Local hits are produced when the two data sets generating the hit are from the same country.

Table 10. Category 1 hits against marked Category 2 data sets

Member State	BG	ES	GR	HR	HU	IT	NL	RO	Local hits	Foreign hits	Total
AT			82	14				4		100	100
BE			68					1		69	69
BG			1							1	1
CH	1	1	68	1						71	71
DE	24	1	1,989	31	1	1	3	20		2,070	2,070
DK								2		2	2
FI			15							15	15
FR			333					3		336	336
GR			3						3		3
HR			19	2					2	19	21
IE	1		33		1		1	7		43	43
IS			5							5	5
IT			5					1		6	6
LI			1							1	1
LU			2							2	2
MT			1							1	1
NL			53	2		1		3		59	59
NO			1							1	1
RO			14							14	14
SE			28	1				2		31	31
SI			17	33						50	50
SK			1							1	1
Total	26	2	2,739	84	2	2	4	43	5	2,897	2,902

Table 11. Category 3 hits against marked Category 1 data sets

Member State	AT	BE	BG	CH	CY	CZ	DE	DK	EE	ES	FI	FR	GR	HR	HU	IE	IS	IT	LT	LU	LV	MT	NL	NO	PL	PT	RO	SE	SI	SK	Local hits	Foreign hits	Total	
AT	74	8	33	21		4	117	1		1	7	40	336	6	20			14					29	2	2		8	17	3		74	669	743	
BE	33	331	16	62		1	578	16		35	6	144	191	6	11	2		163		5	9	3	162	8	3		19	56	2	7	331	1,538	1,869	
BG	1						4						3																			8	8	
CH	17	20	3	147	1		127	6		4	1	47	50	1	9		2	17	2	5			26	3	2		3	10	5	1		509	509	
CZ	3	1	3	2		2	14	1				1	3		2			3		2			4				3	1			2	43	45	
DE	99	93	72	69	6		1,072	41	4	23	10	147	5,055	5	47	1	4	51	2	4	1	3	90	26	8	3	46	75	11	4	1,072	6,000	7,072	
DK	4	4	1	4			43	77		1		8	28		7		1	1					6	3			1	20	1		77	133	210	
EE											3																	1				4	4	
ES		7		3			24	1		33		1	2					1					14	4				3			33	60	93	
FI	2						1				7		2		1																7	8	15	
FR	3	21	1	16	1		113	9		13	1	94	63	1	5	1		19		1	1	1	10	1			4	4	1		94	290	384	
GR	5	1	2	2			24	3			1	2	36		6								2					3			36	51	87	
HU	9	2	3	3			55	1			4	8	17		46								3	2			8	7			46	122	168	
IT	21	1	2	12	1		30	1		2		10	61	9	7			13					5	2			3	1			13	168	181	
LT							1												1												1	1	2	
LU	1	7	1	12	1		59	7		6	3	21	20		2			20	1	2	1		20	4	1			11			2	198	200	
MT	1						4						2																		1	7	8	
NL	18	21	5	14	2		108	7		5	3	29	651	1	9			20					97	2		1	2	22			97	920	1,017	
NO	1	1	2	1			19	2		1	1	5	29		1			3					2	42				14			42	82	124	
PL	1		2	3			38	4			1	3	12		5													5	2			7	76	76
PT													3																				5	5
RO			2				1	1					7																		9	12	21	
SE	2						6	2			1	1	14		1			1					3	1				5			5	32	37	
SI	8	4	6	5	1		19				3	6	47	35	17					2			7				4	3				167	167	
SK			1				1						5														3					10	10	
Total	303	522	155	376	13	7	2,458	180	4	124	52	567	6,637	64	196	4	7	326	6	21	12	8	480	100	16	4	118	260	23	12	1,942	11,113	13,055	

Table 12. False hits

Member State	False hits
AT	1
BE	1
CH	12
DE	26
ES	6
GR	8
HU	2
IT	11
LU	1
MT	1
NL	6
RO	4
SE	8
Total	87

Table 13. Category 1 wrong hits against Category 1 data sets

Member State	AT	BE	BG	CH	DE	DK	ES	FI	FR	GR	HU	IT	LU	NL	NO	PL	SE	SI	Total
AT	0	0	0	0	5	0	0	0	0	0	8	0	0	0	0	2	0	0	15
BE	0	0	0	0	2	0	0	0	1	0	0	0	0	0	0	0	0	0	3
CH	1	0	0	0	9	0	0	0	3	0	0	0	0	1	0	0	1	0	15
CY	0	0	1	0	9	0	1	0	0	0	1	1	0	0	0	0	4	0	17
DE	0	9	0	2	0	5	0	0	4	0	6	9	0	6	0	0	30	0	71
DK	0	0	0	0	6	0	0	0	1	0	0	0	0	0	0	0	2	0	9
ES	0	41	0	1	74	2	0	0	6	0	0	0	4	0	0	1	0	129	
FI	0	0	1	0	2	0	1	0	0	0	0	1	0	0	0	0	4	0	9
HR	0	1	0	0	1	0	0	0	0	0	0	0	0	0	0	0	0	0	2
HU	380	6	0	5	475	5	0	4	10	0	0	57	0	1	3	0	14	0	960
IT	0	0	0	1	0	0	0	0	0	0	0	0	0	0	0	0	0	0	1
LU	0	0	0	0	0	0	0	0	0	0	0	0	0	0	0	0	0	1	1
NL	1	0	0	0	7	0	0	0	0	1	2	0	1	0	1	1	0	0	14
PL	0	0	0	0	21	0	0	0	0	0	0	0	0	2	0	0	0	0	23
SI	0	1	0	0	2	1	0	0	0	0	0	4	0	0	0	0	0	0	8
Total	382	58	2	9	613	13	2	4	25	1	17	72	1	14	4	3	56	1	1,277

Table 14. Category 1 missed hits against Category 2 data sets

Member State	AT	CH	DE	FR	IT	LT	NL	RO	SI	Total
ES	0	0	1	12	2	0	3	1	0	19
IT	0	0	1	0	0	0	1	0	1	3
MT	0	0	0	1	0	0	0	0	0	1
PL	0	2	17	0	0	1	0	0	0	20
RO	0	0	0	0	0	0	2	0	0	2
SK	1	0	2	0	0	0	0	0	0	3
Total	1	2	21	13	2	1	6	1	1	48

Table 15. Category 9 searches performed in 2021

Member State	JAN	FEB	MAR	APR	MAI	JUN	JUL	AUG	SEP	OCT	NOV	DEC	Total
BE					1	1							2
CY				2	5	8		9	7	48	24	2	105
DE	3									1	1		5
FR	6	3	9	7	5	11	16	3	12	7	2	4	85
GR		1	2	3		7			1		1	1	16
IS	4						2						6
SE				1						1	2	1	5
Total	13	4	11	13	11	27	18	12	20	57	30	8	224



Publications Office
of the European Union

Manuscript completed in November 2022

Luxembourg: Publications Office of the European Union, 2022

ISBN 978-92-95227-10-1

ISSN 2443-8103

doi:10.2857/7277

Catalogue number: EL-AC-22-001-EN-N

© European Union Agency for the Operational Management of Large-Scale IT Systems in the Area of Freedom, Security and Justice (eu-LISA), 2022

Neither eu-LISA nor any person acting on behalf of eu-LISA is responsible for the use that might be made of the information in this report.

Reproduction is authorised provided the source is acknowledged.

For any use or reproduction of elements that are not owned by eu-LISA, permission may need to be sought directly from the respective right holders.

www.eulisa.europa.eu