

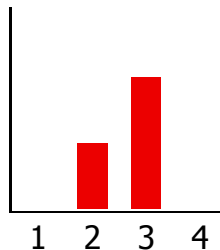
EP feedback form

Survey results

These results are from 127 responses.

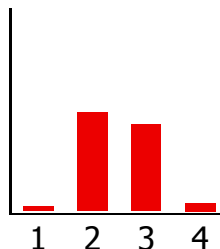
What was your overall impression of Europython 2004?

- 1. Poor (0.8%)
- 2. OK (33.1%)
- 3. Excellent (66.1%)
- 4. n/a (0.0%)



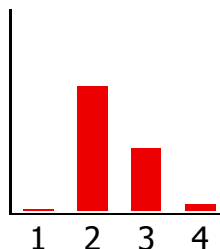
How well organised was the programme?

- 1. Poor (2.4%)
- 2. OK (49.6%)
- 3. Excellent (43.3%)
- 4. n/a (4.7%)




How good were the talks which you attended?

- 1. Poor (1.6%)
- 2. OK (63.0%)
- 3. Excellent (31.5%)
- 4. n/a (3.9%)



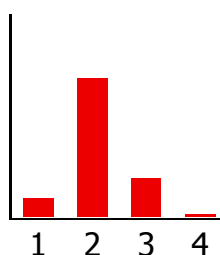
Were there times when you wanted to attend simultaneous talks?

- 1. Yes (89.8%)
- 2. No (8.7%)
- 3. N/A (1.6%)



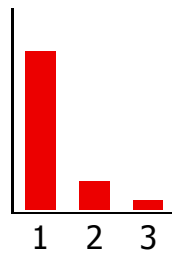
How did you rate the Europython website overall?

- 1. Poor (9.4%)
- 2. OK (69.3%)
- 3. Excellent (19.7%)
- 4. N/A (1.6%)



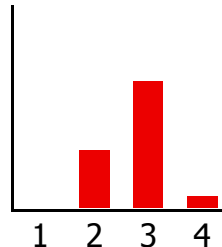
Was it easy to register and pay using the website?

- 1. Yes (79.5%)
- 2. No (15.0%)
- 3. N/A (5.5%)



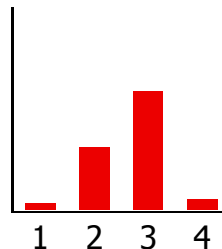
How did you rate the conference dinner overall?

- 1. Poor (0.8%)
- 2. OK (29.1%)
- 3. Excellent (63.8%)
- 4. n/a (6.3%)



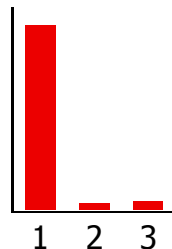
And how did you rate the food for quality and quantity?

- 1. Poor (3.9%)
- 2. OK (31.5%)
- 3. Excellent (59.1%)
- 4. n/a (5.5%)




Should there be a conference dinner next time?

- 1. Yes (92.1%)
- 2. No (3.1%)
- 3. N/A (4.7%)



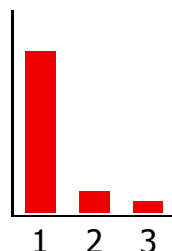
Was Chalmers a good venue for Europython?

- 1. Yes (95.3%)
- 2. No (3.9%)
- 3. n/a (0.8%)



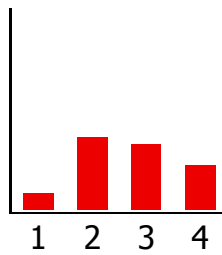
Is Göteborg a good location for Europython?

- 1. Yes (81.9%)
- 2. No (11.8%)
- 3. n/a (6.3%)



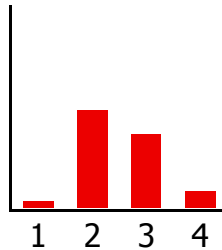
How good was the Internet access?

1. Poor (8.7%)
2. OK (36.2%)
3. Excellent (33.1%)
4. n/a (22.0%)



Please rate your accomodation.

1. Poor (3.9%)
2. OK (49.6%)
3. Excellent (37.8%)
4. n/a (8.7%)



Where did you stay?

1. SGS (38.6%)
2. Hotel (47.2%)
3. Friends (3.1%)
4. N/A (11.0%)

