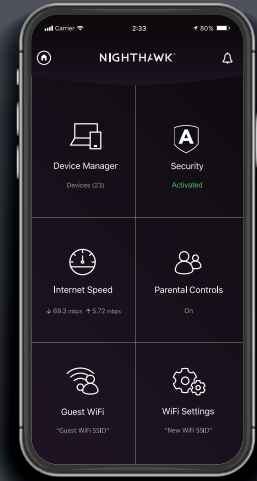


# Quick Start

NIGHTHAWK™



## 1 Download the Nighthawk app to install your router

On your mobile phone, download the Nighthawk app and follow the setup instructions.

## 2 Secure your devices with NETGEAR Armor

NETGEAR Armor™ powered by Bitdefender® provides best-in-class cybersecurity protection for your smart devices, smartphones, and computers.

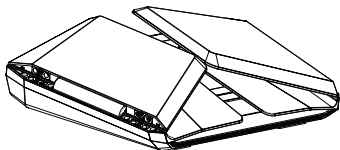
Tap the **Security** tile in your Nighthawk app to explore your free trial.

## 3 Do more with the app

Check out everything you can do on the Nighthawk app! Pause the Internet, run a speed test, set Smart Parental Controls, and more.

Check for Smart Parental Controls availability in your area: [www.netgear.com/NETGEAR-SPC-availability](http://www.netgear.com/NETGEAR-SPC-availability)

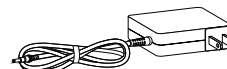
## Contents



Router



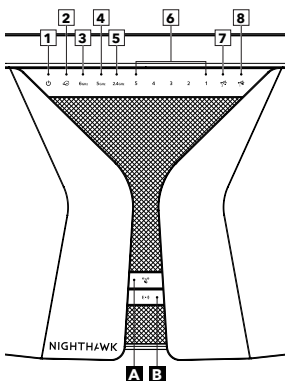
Ethernet Cable



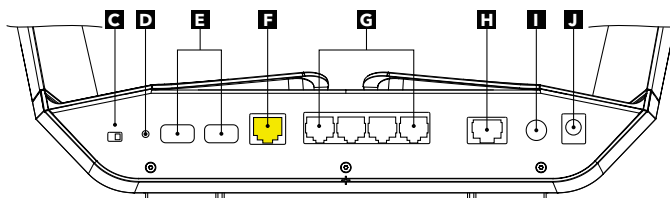
Power Adapter

Power adapters vary by region. Packages in some regions might also include plug adapters.

## Overview



- 1** Power LED
- 2** Internet LED
- 3** 6 GHz WiFi LED
- 4** 5 GHz WiFi LED
- 5** 2.4 GHz WiFi LED



- 6** Ethernet Ports 1-5 LEDs
- 7** USB 2 LED
- 8** USB 1 LED
- A** WPS Button with LED
- B** WiFi On/Off Button with LED
- C** LED On/Off Switch
- D** Reset Button
- E** USB Ports 1 and 2
- F** Internet Port
- G** Ethernet Ports 1-4
- H** Multi-Gig Ethernet Port 5
- I** Power On/Off Button
- J** Power Connector

## Troubleshooting

If you're having problems with the installation, try the following:

- Turn off your modem and router and disconnect them. Reboot your modem. Reconnect your router to your modem and try installing with the Nighthawk app again.
- If you're still unable to install your router using the Nighthawk app, manually install it using the router web interface. Visit <http://www.routerlogin.net> to access the router web interface.

If you already own another NETGEAR router and you used the Nighthawk app before, go to the dashboard and tap  > **NEW SETUP** to install your new router.

For more information, visit [netgear.com/routerhelp](http://netgear.com/routerhelp).

## NETGEAR

NETGEAR, Inc.  
350 East Plumeria Drive  
San Jose, CA 95134, USA

© NETGEAR, Inc., NETGEAR and the NETGEAR Logo are trademarks of NETGEAR, Inc. Any non-NETGEAR trademarks are used for reference purposes only.

## Support and Community

Visit [netgear.com/support](http://netgear.com/support) to get your questions answered and access the latest downloads.

You can also check out our NETGEAR Community for helpful advice at [community.netgear.com](http://community.netgear.com).

## Regulatory and Legal

For regulatory compliance information including the EU Declaration of Conformity, visit <https://www.netgear.com/about/regulatory/>.

See the regulatory compliance document before connecting the power supply.

Applicable to 6 GHz devices only: Only use the device indoors. The operation of 6 GHz devices is prohibited on oil platforms, cars, trains, boats, and aircraft, except that operation of this device is permitted in large aircraft while flying above 10,000 feet. Operation of transmitters in the 5.925-7.125 GHz band is prohibited for control of or communications with unmanned aircraft systems.

NETGEAR INTERNATIONAL LTD  
Floor 1, Building 3,  
University Technology Centre  
Curraheen Road, Cork,  
T12EF21, Ireland

January 2022



201-29575-01