

BNT162b2 [COMIRNATY[®] (COVID-19 Vaccine, mRNA)] Booster (Third) Dose

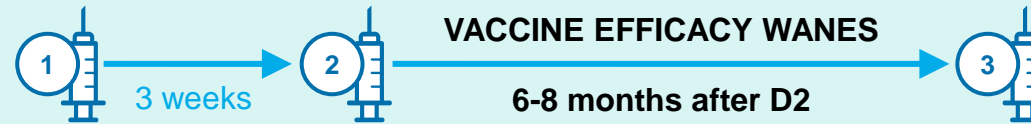
William C. Gruber, MD, FAAP, FIDSA, FPIDS

September 22, 2021

Senior Vice President
Vaccine Clinical Research and Development
Pfizer Inc

Data to Support Public Health Need for Booster

Data from Israel and the United States suggest vaccine protection against COVID-19 infection wanes approximately 6 to 8 months following the second dose

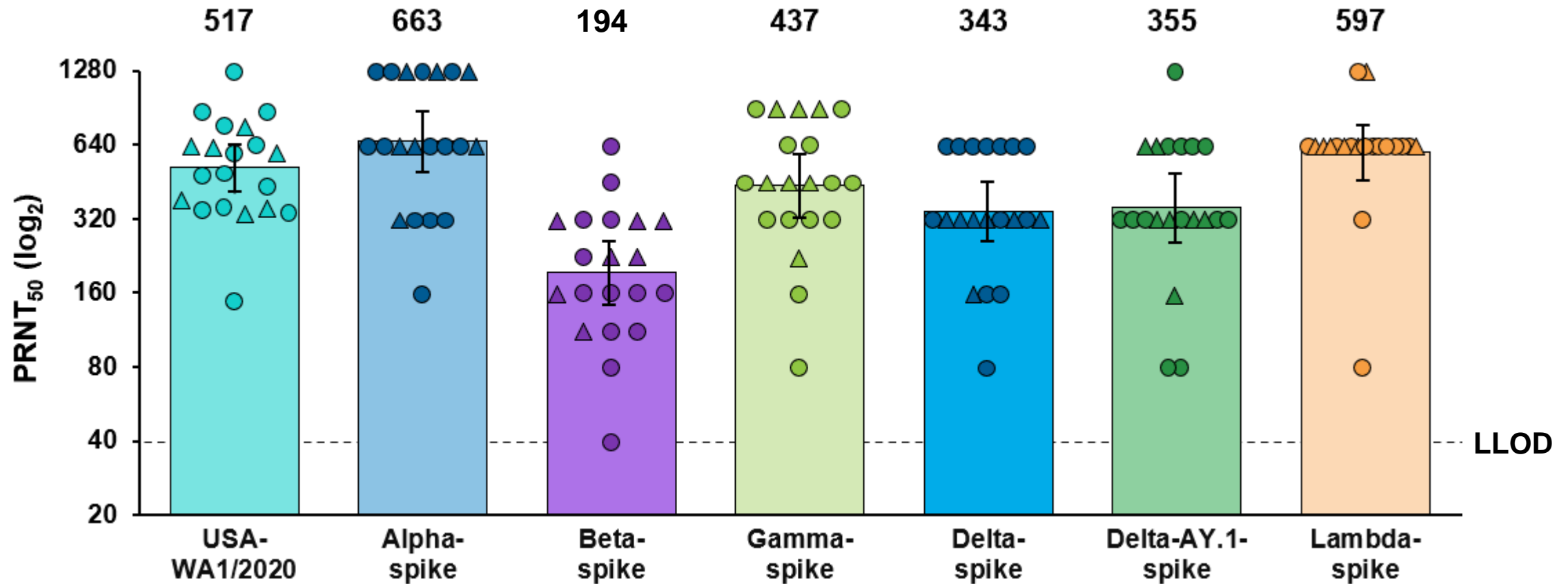


Data Source	Type	Result
Kaiser Permanente Southern California (KPSC)	Retrospective Cohort Study	<ul style="list-style-type: none">Reduction in VE is likely due to waning effectiveness rather than to Delta escaping vaccine protection
FDA requested analysis	Post-hoc	<ul style="list-style-type: none">Waning effectiveness over time
C4591001 substudy	RCT	<ul style="list-style-type: none">A booster dose of BNT162b2 has an acceptable safety profile and elicits robust immune responses
Israeli booster vaccination program	RWE	<ul style="list-style-type: none">Reactogenicity profile similar or better to that seen after the second primary series doseRestores high levels of protection against COVID-19 outcomes

Overview of Clinical Program

BNT162b2-elicited Sera Effectively Neutralize a Broad Range of SARS-CoV-2 Spike Variants After 2 Doses

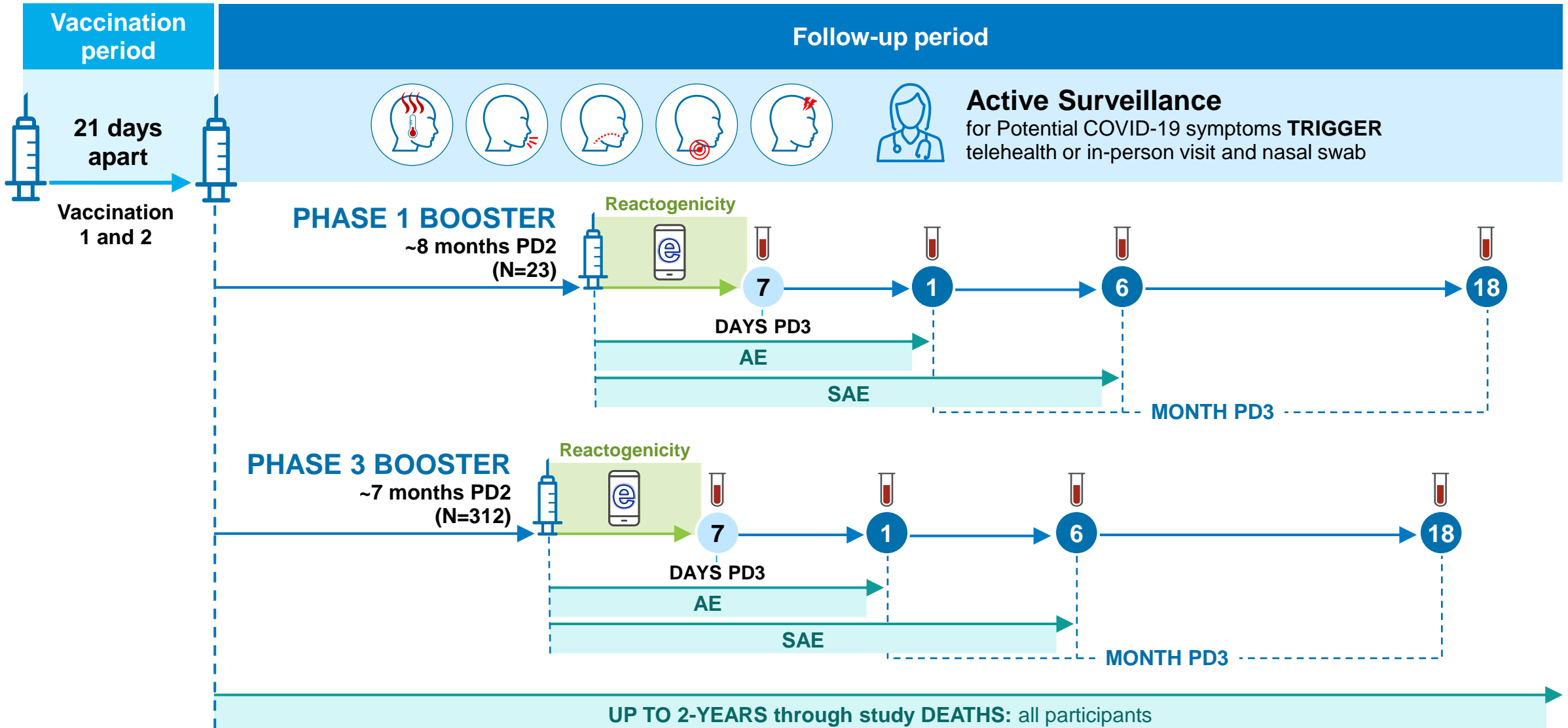
Viruses are isogenic, recombinant SARS-CoV-2 strains, with variant spike coding sequences on a common, USA-WA1/2020 genetic background



Circles: 2 weeks PD2
Triangles: 4 weeks PD2

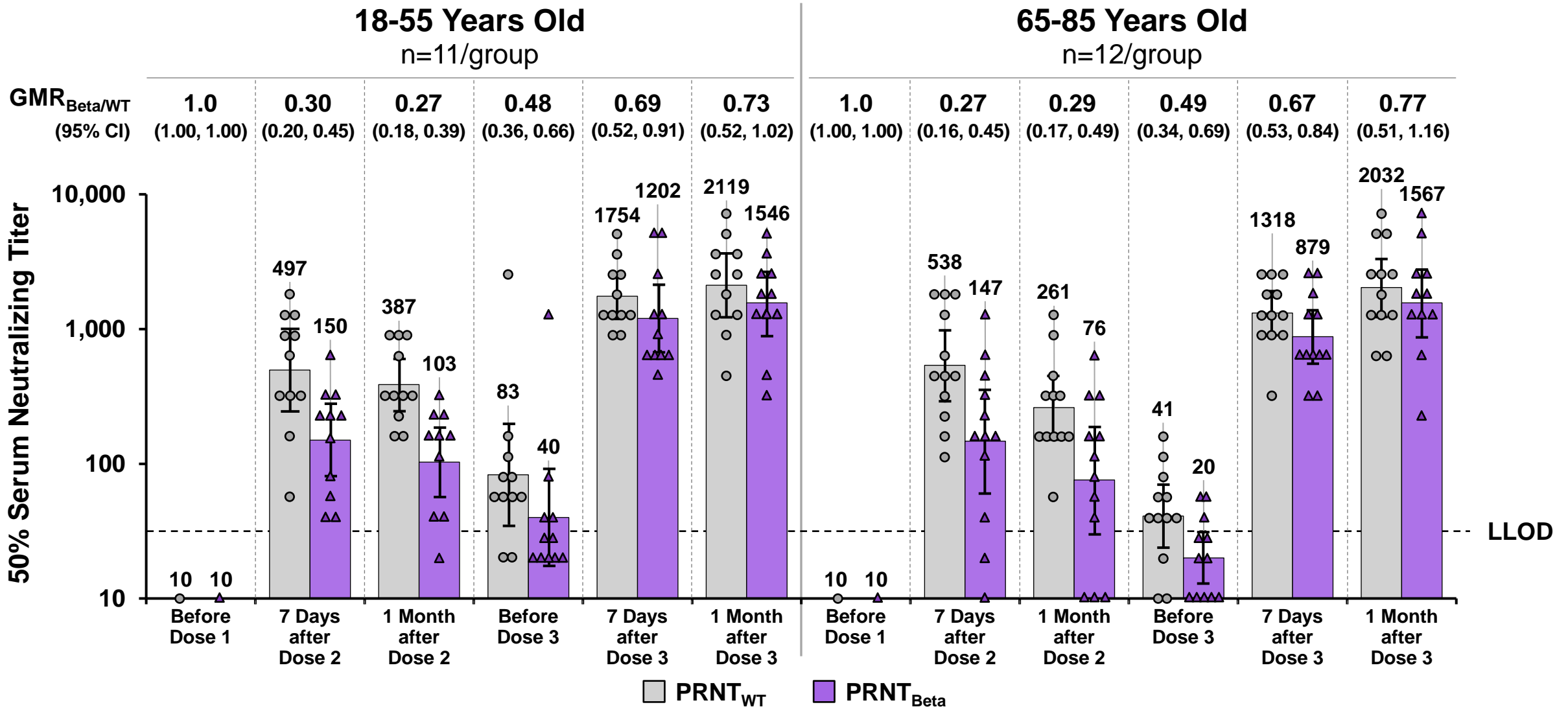
Data from Liu et al., 2021, Nature DOI: ; L10.1038/s41586-021-03693-y; Liu et al., 2021 NEJM, DOI: 10.1056/NEJMc2102017;
Delta-AY.1, Lambda data submitted for publication

3rd Dose Evaluated in Both Phase 1 and Phase 3 Participants from Original Pivotal Trial

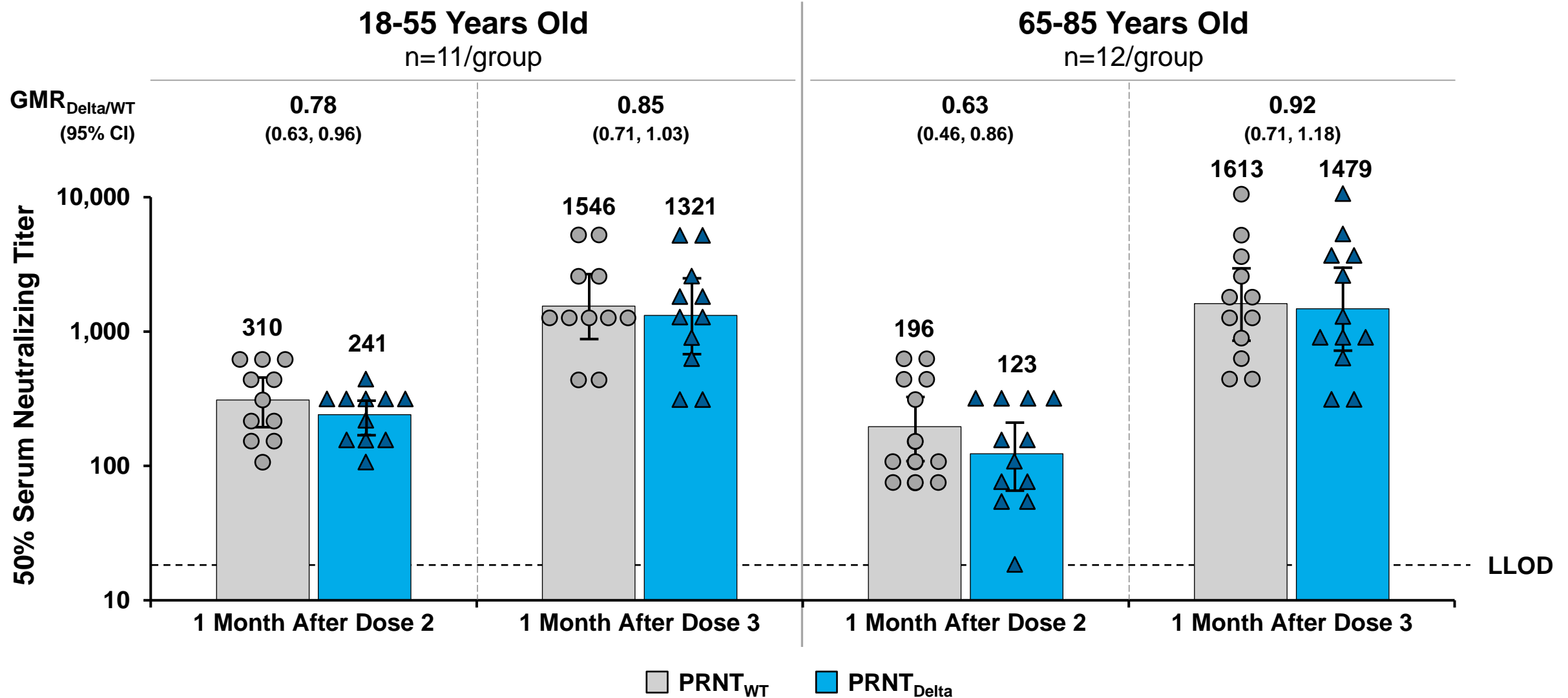


Summary of Data for BNT162b2 Booster (3rd Dose) Administered in C4591001: Phase 1

Post-dose 3 BNT162b2 GMTs Indicate a Substantial Boost and Reduced Gap Between WT and Beta Neutralization



Post-dose 3 BNT162b2 GMTs Indicate a Substantial Boost to the Delta Variant Similar to Wild Type



Summary of Data for BNT162b2 Booster (3rd Dose) Administered in C4591001: Phase 3

Subjects Receiving 3rd Dose were Representative of US 18-55 Year Olds in Parent Study

		SAFETY POPULATION
		BNT162b2 N=306
Sex, n (%)	Male	140 (45.8)
	Female	166 (54.2)
Race, n (%)	White	249 (81.4)
	Black or African American	28 (9.2)
	American Indian or Alaska Native	2 (0.7)
	Asian	16 (5.2)
	Native Hawaiian or other Pacific Islander	1 (0.3)
	Multiracial	4 (1.3)
	Not reported	6 (2.0)
Ethnicity, n (%)	Hispanic/Latino	85 (27.8)
	Non-Hispanic/non-Latino	219 (71.6)
	Not reported	2 (0.7)
Comorbidity ^a	Present	174 (56.9)
Age at booster vaccination (years)	Mean (SD)	41.3 (9.44)
	Min, Max	(19,55)
Time from Dose 2 to booster dose (months)	Mean (SD)	6.8 (0.56)
	Min, Max	(4.8. 8.0)

a. One or more Charlson comorbidity index, hypertension or obese

Immunogenicity

Geometric Mean Ratio of Neutralization Titers Non-inferiority Criterion (Post-dose 3 vs. Post-dose 2) was Met, with Titers ~3-fold Higher

Assay	N	Booster Evaluable Immunogenicity Population			
		1 Month Post Booster (Dose 3)	1 Month After Dose 2	1M Post Booster/1M PD2 ^a	
		GMT (95% CI)	GMT (95% CI)	GMR (97.5% CI)	Met NI (Y/N)
SARS-CoV-2 neutralization assay - NT50 (titer)	210	2476.4 (2210.1, 2774.9)	753.7 (658.2, 863.1)	3.29 (2.76, 3.91)	Yes

a. Noninferiority is declared if the lower bound of the 97.5% confidence interval is > 0.67 and the point estimate of the GMR is ≥0.8
 NT50 = 50% neutralizing titers (Booster Evaluable Immunogenicity Population)

Noninferiority of Booster Dose Demonstrated Based on Proportion of Subjects with a Seroresponse

Seroresponse is defined as achieving a ≥ 4 -fold rise from baseline (before Dose 1)

Assay	N	Booster Evaluable Immunogenicity Population		
		1 Month Post Booster (Dose 3)	1 Month After Dose 2	1M Post Booster - 1M PD2 ^a
		n (%) (95% CI)	n (%) (95% CI)	% (97.5% CI)
SARS-CoV-2 neutralization assay - NT50 (titer)	198	197 (99.5) (97.2, 100.0)	194 (98.0) (94.9, 99.4)	1.5 (-0.7, 3.7)

a. Noninferiority is declared if the lower bound of the 2-sided 97.5% confidence interval for the percentage difference is greater than -10
If the baseline measurement is below the LLOQ, a postvaccination assay result $\geq 4 \times$ LLOQ is considered a seroresponse

Safety

Follow-up Time for Booster Dose

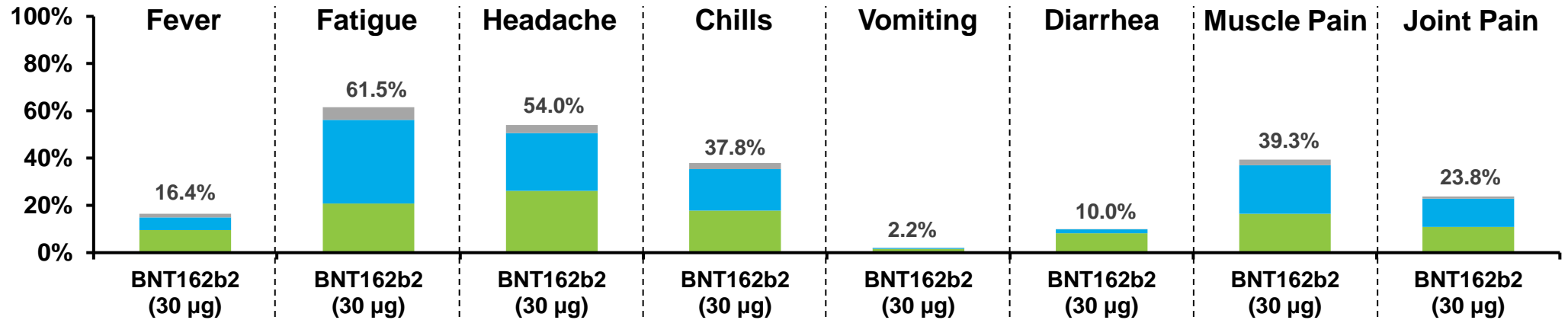
		BNT162b2 (30µg) Booster (3 rd) Dose N=306
Total exposure from booster vaccination to cutoff date (months)	Mean (SD)	2.7 (0.15)
	Median	2.6
	Min, Max	(1.1, 2.8)
Total exposure from Dose 2 to cutoff date (months)	Mean (SD)	9.4 (0.57)
	Median	9.5
	Min, Max	(7.5, 10.8)

Data cutoff date 17Jun2021

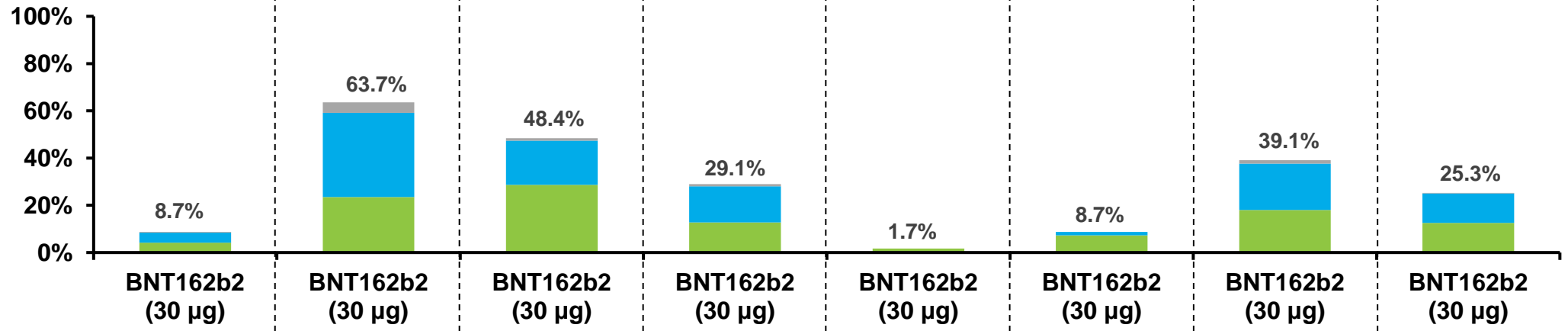
Systemic Events by Maximum Severity within 7 Days of 3rd Dose Similar to Post-dose 2 in Parent Study

Systematic Events: ■ Mild ■ Moderate ■ Severe ■ Grade 4
 Fever: ■ 38.0 °C-38.4 °C ■ 38.4 °C-38.9 °C ■ 38.9 °C-40.0 °C ■ >40.0 °C

Dose 2
(N=2682)
16-55 yrs
(full reacto subset)

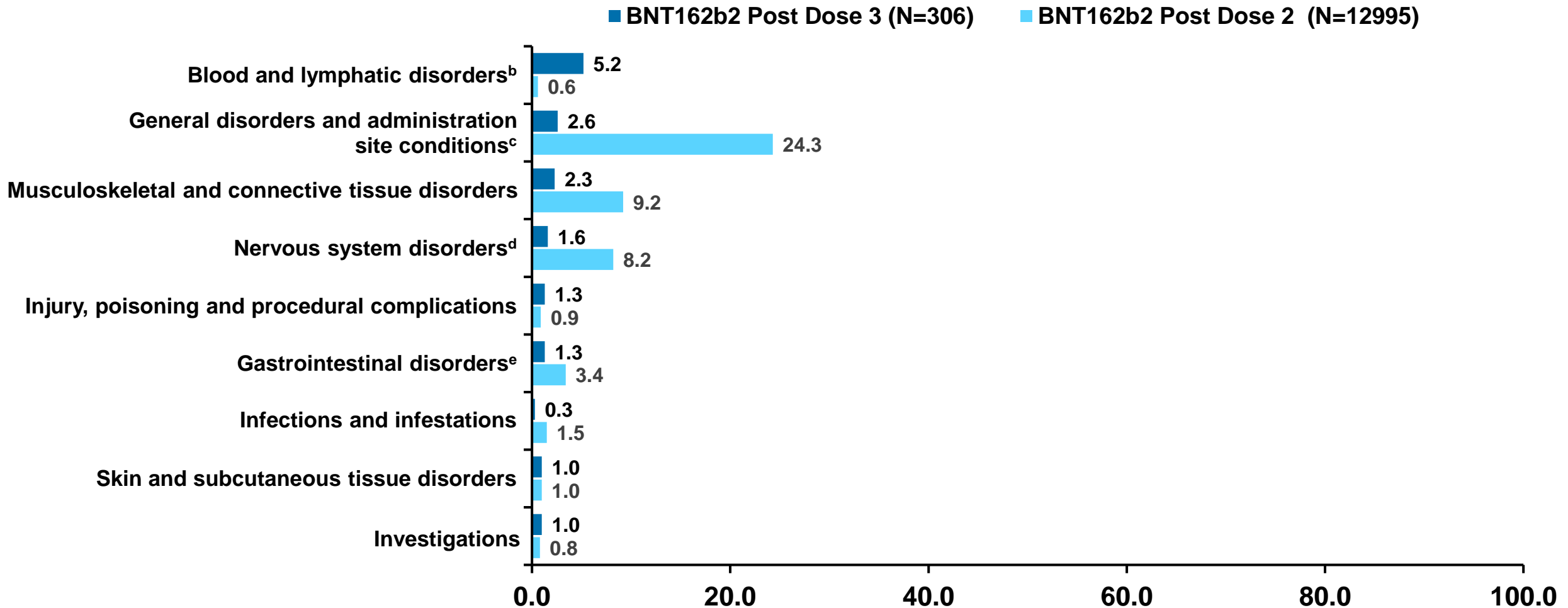


Dose 3
(N=289)
18-55 yrs



Fatigue, headache, chills, muscle pain, joint pain severity definition: Mild=no interference; Moderate=some interference; Severe=prevents daily activity; Grade 4=ER visit or hospitalization
 Vomiting severity definition: Mild=1-2 time in 24h; Moderate=>2 times in 24h; Severe=Requires IV hydration; Grade 4=ER visit or hospitalization
 Diarrhea severity definition: Mild=2-3 times in 24h; Moderate=4-5 times in 24h; Severe=6 or more times in 24h; Grade 4=ER visit or hospitalization

Adverse Events by System Organ Class $\geq 1\%$ 1 Month Post 3rd Dose Overall Less than Those Post-dose 2 in Parent Study^a Safety Population



a. In participants 16-55 years

b. Predominantly reflect lymphadenopathy (5.2%)

c. Predominantly reflects injection site pain/pain

d. Predominantly reflects headache

e. Predominantly reflects nausea

One Serious Adverse Event Through Median 2.6 Months Follow-up, Assessed as Unrelated to Vaccination

	BNT162b2 (30 µg) N=306 n (%)
Any event	1 (0.3)
Acute myocardial infarction	1 (0.3)

Ongoing and Active Pharmacovigilance and Pharmacoepidemiology

Pharmacovigilance

- Expanded intake capability with web-based AE portal
- Active follow-up of safety reports
- Frequent signal detection and evaluation
- Post-approval safety monitoring
- Continued pharmacovigilance for adverse events of special interest including anaphylaxis and myocarditis

Proactive Risk minimization

- Labeling & Educational Materials
- Real-time product quality monitoring (cold-chain)



Pharmacoepidemiology Studies

- Extended follow up (for high-severity low-incidence events in large populations)
- Safety surveillance studies (including analysis of booster dose and myocarditis)
- Vaccine effectiveness
- Event background rate (contextualization)

Collaborate with Vaccine Safety Stakeholders

- Interface with CDC (VAERS, V-SAFE, VSD, CISA) to optimize pharmacovigilance activities
- Collaborate with international groups to ensure consistent approach to PV

Summary of Safety and Immunogenicity

Safety and Immunogenicity Data Meet FDA Criteria for Booster Dose ≥ 16 Years of Age

Phase 1

- Resulted in acceptable safety profile
- Elicited robust immune responses against the wild-type (reference strain), Beta and Delta variants of concern support effectiveness to be inferred against Delta variant

Phase 3

- Safety profile similar or better than dose 2
- Elicited immune responses against wild-type non-inferior to responses observed post dose 2
- Met protocol pre-specified immunobridging success criteria for GMTs and seroresponse rates

BNT162b2 demonstrated high efficacy (>90%) against COVID-19 and safety in the pivotal clinical trial after a 2-dose primary series

While VE against severe disease and hospitalization remains high in most populations in the US, data from Israel predicts this may not be sustained