

SMART PEOPLE HIRE FROM...



Equipment Catalogue



Table Of Contents:

- p. 3 TOILETS & SHOWERS**
- p. 4 ACCESS EQUIPMENT**
- p. 5 EARTHMOVING**
- p. 6 GENERAL EQUIPMENT**
- p. 7 BUILDINGS & SCAFFOLDING**
- p. 8 AIR, PUMPS & CLEANING**
- p. 9 CLIMATE CONTROL & FLOORING**
- p. 10 MATERIALS HANDLING**
- p. 11 TRAILERS**
- p. 12 LANDSCAPING**
- p. 13 GENERATORS & MULCHERS**
- p. 14 CONCRETING**
- p. 15 CONTACT US**

Our Mission:

At Smart Hire, our mission is to empower individuals and businesses with high-quality equipment and rental services. We strive to enhance productivity and facilitate success for our clients by offering a wide range of state-of-the-art equipment at competitive rates.

We are committed to exceptional customer service, community engagement & continuous innovation to meet the evolving needs of our customers, aiming to be a trusted partner in all projects.



SCAN!



Toilets & Showers

Our portable units offer convenient, **top-quality** sanitation, ideal for outdoor events, construction sites, or any temporary setup, ensuring **comfort** and **privacy** without compromising on essential facilities.



Portable Toilets

A single-unit, complete with a water hand pump, wash basin, two roll holders, a non-stick toilet bowl, an opaque roof & multiple air vents.

Waste Tank: **400L** Width: **112cm**
Water Tank: **105L** Length: **118cm**
Weight: **140kg** Height: **235cm**



Plumb-In Toilets

Ideal for long-term hires, featuring ceramic toilet bowls, stainless steel hand basins and direct water/sewer connections.

Waste Pipe: **10cm** Width: **112cm**
Length: **118cm**
Weight: **125kg** Height: **225cm**



Disability Toilets

Wheelchair access with a flat floor, a 960mm wide self-closing door and a specially designed cantilever hand basin.

Waste Tank: **190L** Width: **240cm**
Water Tank: **100L** Length: **235cm**
Weight: **300kg** Height: **270cm**



Portable Showers

This single-unit shower is easy to connect to water mains and a hot-water system, with a rear pipe for drainage.

Width: **112cm**
Length: **122cm**
Weight: **110kg** Height: **230cm**



Toilet Trailers

A great solution for remote areas, this single-unit includes a spare wheel, a jockey wheel, folding stairs and a hand-brake.

Waste Tank: **400L** Width: **185cm**
Water Tank: **105L** Length: **305cm**
Weight: **430kg** Height: **275cm**



Double Toilet Trailers

This double-unit toilet trailer comes equipped with a spare wheel, jockey wheel, folding stairs, a hand-brake, and stabilizer legs.

Waste Tank: **800L** Width: **185cm**
Water Tank: **210L** Length: **550cm**
Weight: **640kg** Height: **275cm**



Urinal Walls

A must-have for large events, this large waste capacity urinal can facilitate up to 5 people at a time.

Waste Tank: **650L** Width: **60cm**
Rim Height: **70cm** Length: **235cm**
Weight: **130kg** Height: **180cm**



Waste Tanks

Surrounded by a steel frame, it is rated to support up to 5000kg, our waste tanks are designed to sit under an ablation block for when a sewer connection is not available.

Specifications depend on tank size

Pump-Out Services



We manage multiple sewerage removal trucks that are able to pump-out both our, and other people's portable toilets and waste tanks.



Different sizes available

Toilet Blocks

With multiple sizes available, our plumb-in toilet blocks provide excellent sanitation solutions for big projects, featuring ceramic cubical toilets, urinal walls, and hand washing stations for superior hygiene.

Specifications dependant on unit



Temporary Fencing

Comply with safety regulations and secure your work site from theft, trespassing and vandalism with our **2.4m wide**, by **2.1m high** fencing panels.

Access Equipment



SCAN!



Our elevated work platforms (EWPs) streamline tasks such as building maintenance, utility line installation, signage placement, and high-level construction work, ensuring safe and efficient access to elevated areas.

NOTE: This is a guide, specifications and appearance may vary.



Electric Scissor Lifts:

13ft (4.0m)

W 0.76m x L 1.4m x H 1.8m (890kg)

13ft (4.0m) - TRACKED

W 0.76m x L 1.4m x H 1.8m (1175kg)

19ft (5.8m)

W 0.76m x L 1.9m x H 1.94m (1250kg)

26ft (7.9m)

W 1.2m x L 1.41m x H 1.94m (2260kg)

26ft (7.9m) - NARROW

W 0.81m x L 2.5m x H 2.24m (2160kg)

39ft (12.0m)

W 1.4m x L 2.72m x H 2.54m (3175kg)



Rough-Terrain Scissor Lifts (Diesel):

26ft (7.9m)

W 1.73m x L 3.1m x H 2.45m (3375kg)

33ft (10.0m)

W 1.78m x L 3.2m x H 2.66m (4110kg)

42ft (13.0m)

W 2.3m x L 4.8m x H 2.93m (7695kg)

53ft (16.0m)

W 2.3m x L 4.88m x H 2.93m (8275kg)

Self - Levelling Athena Lift:

26ft (8.0m)

W 1.46m x L 2.3m

H 2.62m (2900kg)



Knuckle Boom Lifts:

33ft (10.0m)

W 1.6m x L 4.1m x H 1.95m (3470kg)

56ft (15.2m)

W 2.0m x L 6.35m x H 2.1m (5000kg)

62ft (18.8m)

W 2.3m x L 6.62m x H 2.2m (6680kg)

Star 10 Vertical Mast:

26ft (8.0m)

W 1.0m x L 2.7m

H 3.0m (2700kg)



Cherry Pickers:


33ft (10.0m)

W 1.5m x L 4.5m x H 1.9m (1400kg)

42ft (13.0m)

W 1.6m x L 5.55m x H 2.0m (3375kg)

Planks:



3.0 - 6.0m

A-Frames Step Ladders:



1.2m - 4.8m

Platform Ladders:



1.2m - 4.8m

Extension Ladders:



4.5m - 12.0m

Trestles:



1.8m - 4.2m



SCAN!



Earth Moving

Our comprehensive range of excavators, loaders, dumpers, and trenchers deliver reliable performance for any earth-moving task, enhancing productivity and cutting labor costs in construction and landscaping.

NOTE: This is a guide, specifications and appearance may vary.

Excavators:



1.0t (740mm W)



1.6t (940mm W)



2.1t (960mm W)
Tilttable



3.5t (1500mm W)
Zero Swing

Mini Loaders:



Wheel (800mm W)



Track (800mm W)



Wheel (1100mm W)



Track (1100mm W)

Bobcats/ Skid steers:



900mm W (1.2t)



1100mm W (1.2t)



1200mm W (1.9t)



1400mm W (2.1t)

Motorised Dumpers:



450kg (Electric)



500kg (Dump)



500kg - 950kg
(Lift & Dump)



950kg (Lift, Dump
& Shovel)

Attachments:



Post Holes



Jack Hammers



Trenchers



Smudge Bars



Forklifts

General Equipment



SCAN!



Our temporary fencing and site equipment are vital in construction, events management, and crowd control, securing perimeters, marking work zones, and ensuring safety for both workers and the public.

NOTE: This is a guide, specifications and appearance may vary.



Temp Fencing



Water Barriers



Crowd Control



Rubbish Chutes



Vibrator Plates (Small)



Vibrator Plates (Medium)



DPU compactor (Reversible)



Vertical Trench Rammers



Lighting Towers



Laser Level Kits



Safety Harnesses




Tarpaulins (6m x 9m)



Pipe Bender



Airless Paint Sprayers



Animal Traps



Rubbish Cages

AND MUCH MORE!



Drain Snakes



Brick Saws



Tile Saws



Magnetic Drills



SCAN!



Buildings/Containers

Enhance your project efficiency with our portable site offices and storage containers, tailored for **easy setup** and **mobility**, making them ideal for dynamic project environments and **temporary work zones**.

NOTE: This is a guide, specifications and appearance may vary.



Buildings:

These units feature temperature-controlled air conditioning, vinyl flooring, ample space for furniture, 800mm door openings, caged windows, a stainless steel sink, wall-mounted power outlets, and fluorescent lighting.

Sizes:

- **Small** (3.6m L x 2.95m W x 2.7m H)
- **Medium** (4.8m L x 2.95m W x 2.7m H)
- **Large** (6.0m L x 2.95m W x 2.7m H)
- **Custom** (Buildings can be made to order)



Storage Containers:

Containers are ideal for construction sites, offering secure, weather-resistant storage for tools, equipment, and materials. With sturdy locks and durable construction, they provide a dependable on-site storage solution.

- Sizes:**
- 20' L x 8' W x 8.5' H (6.1m L x 2.44m W x 2.59m H)
 - 40' L x 8' W x 8.5' H (12.2m L x 2.44m W x 2.59m H)



Toilet Blocks

Ablution blocks are a superior alternative to traditional portable toilets, featuring full-flushing toilets, handwashing facilities, and spacious, well-ventilated interiors for enhanced hygiene, comfort, and privacy.

- *Many sizes/combinations available.*
- Specifications are dependant on the specific unit*

Scaffolding



SCAN!



Our scaffolding and ladder systems offer practical solutions for vertical access in construction and maintenance projects, enhancing efficiency and safety by mitigating risks associated with working at heights.



Standard (1.2m W)



Narrow (0.8m W)

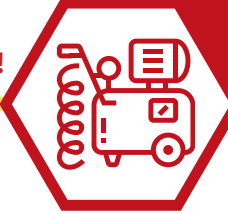


Assembly Services

All scaffolds are of aluminium construction, meeting Australian and New Zealand Standards, with a safe working load of **450kg per bay**. Platform heights can be erected from **1.5m** to **6.0m**. Furthermore! Smart Hire employs a team of **licensed scaffolders** who can construct any scaffolding configuration you need.



SCAN!



Air Compression

Our high-volume air compressors power pneumatic tools, facilitate sandblasting, concrete spraying, and painting at construction sites, boosting productivity with efficient, continuous operation.

NOTE: This is a guide, specifications and appearance may vary.



Air Tools



8-12CFM (Electric)



130CFM (Diesel)



175CFM (Diesel)

Pumps & Cleaning



SCAN!



Enhance your maintenance capabilities with our versatile pressure washers, powerful vacuums, and reliable water pumps, designed for optimal performance in demanding environments.

NOTE: This is a guide, specifications and appearance may vary.

Pressure Washers:



1500psi



2200psi
(inc rotary base)



2800psi



4000psi
(inc rotary base)

Water Pumps:



2" Sub Pump



Slurry/ Trash Pump

Carpet Cleaner:

Available with an upholstery attachment, detergent and stain remover.



Vacuum Cleaners:



1 Motor Wet/Dry



3 Motor Wet/Dry



Concrete

Climate Control



SCAN!



Our lighting, heating & cooling solutions provide illumination for nighttime work, ensure comfortable working conditions in extreme temperatures, and enhance safety and productivity on job sites.

NOTE: This is a guide, specifications and appearance may vary.

Heaters



Blower (Gas)



Blower (Diesel)



Infrared Blower



Radiant Heaters

Fans/ Cooling



Carpet Dryer



Dehumidifier

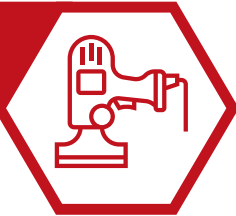


Pedestal & Misting



Portable Air Conditioner

Flooring



SCAN!



Our flooring equipment, is ideal for refurbishing floors by removing imperfections, enhancing shine, and efficiently installing new carpeting to improve aesthetics and durability in any space.

NOTE: This is a guide, specifications and appearance may vary.



Drum Sander



Orbital Sander



Edge Sander



Polisher



Tile Remover Jackhammer



Floor Stripper



Carpeting Tools



Lino Roller



SCAN!



Materials Handling

Streamline your loading and unloading tasks with our range of forklifts, hoists, jacks, and tile/brick elevators, engineered for durability and precision to keep your operations running smoothly and efficiently.

NOTE: This is a guide, specifications and appearance may vary.

Fork Lifts:



2.5t Pallet Jack



1.8t (4.5m lift)



2.5t (4.5m lift)



2.5t All Terrain (4.5m lift)

Hoists & Lifts:



3.6m Panel Lift



4.4m Panel Lift



180kg Hoist



250kg Hoist

Props & Jacks:



Bottle Jacks



Strongboy Brace



Acrow Props



Push/Pull Props

Tile/ Brick Elevators:



10m Tile Elevator



6m Brick/Block Elevator



9m Brick/Block Elevator

Moving Aids:

- Hand Trolleys
- Engine Hoist
- Piano Trolley
- Garage Jack
- Chain Block



Trailers & Vehicles



SCAN!



Our trailers offer reliable performance and flexibility for hauling heavy machinery or delivering goods to remote locations, streamlining logistics, reducing transportation costs, and ensuring timely deliveries.

NOTE: This is a guide, specifications and appearance may vary.



Single Axle Box:

- 6' x 4' (1.8m x 1.2m)
- 7' x 4' (2.1m x 1.2m)
- 8' x 4' (2.4m x 1.2m)



Fully Enclosed:

- 8' x 5' (2.4m x 1.5m)
- 10' x 5' (3.0m x 1.5m)



Car Carrier:

- 4.9m x 1.95m (1550kg)
- 4.9m x 1.95m (2100kg)
- 4.9m x 1.95m (2350kg)



Hydraulic Tipper:

- 7' x 4' (1000kg)
- 10' x 6' (2000kg)



Towable Toilets:

- Single (400L)
- Double (800L)



Tipper Truck:

Able to be driven with a **car licence**, our tippers feature an air conditioned cabin, a **2000kg payload**, and a 3.0m by 1.75m tray.



Single Axle Caged:

- 6' x 4' (1.8m x 1.2m)
- 7' x 4' (2.1m x 1.2m)
- 8' x 4' (2.4m x 1.2m)
- 8' x 6' (2.4m x 1.8m)



Double Axle Caged:

- 10' x 5' (3.0m x 1.5m)
- 10' x 6' (3.0m x 1.8m)
- 12' x 6' (3.6m x 1.8m)



Motorbike Carrier:

- 3 Tracks (450kg)



Plant/ Machinery:

- 2.3m x 1.2m (1800kg)
- 2.3m x 1.35m (2500kg)



Cattle/Livestock:

- 10' x 6' (1900kg)



Moving Aids:

- Pneumatic Trolley
- Stair Climber Trolley
- Piano Trolley
- Moving Blanket
- Tiedown Straps
- Pallet Jack



Land Scaping



SCAN!



From commercial landscaping to home gardening, our range of mulchers, stump grinders, log splitters, post hole diggers and chainsaws can help with just about any job - no matter how big.

NOTE: This is a guide, specifications and appearance may vary.

Lawn Equipment:



Lawn Rollers
(Smooth & Spiked)



Sod (Turf) Cutter



Lawn Aerator



Lawn Scarifier



Lawn Mower



Slasher



Tiller



Rotary Hoe
(Hyd Drive)

Log Splitting/Cutting:

Stump Grinders:



25t log splitter



35cm Log Saw



Medium



Large (Hyd Drive)

Post Hole Diggers:



Post Hole Cleaners



1-person



2-person



Auxiliary Attachments
(Excavators, loaders etc)

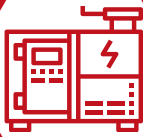
Cutters/ Trimmers:

- Chain Saws
- Hedge Trimmers
- Brush Cutters
- Telescopic Pole Saw





SCAN!



Generators

Our selection of electrical generators ensures a consistent and reliable power supply, critical during power outages, supporting remote construction sites and providing essential electricity for outdoor events.

NOTE: This is a guide, specifications and appearance may vary.

Generators:



4.4kVA



5.5kVA



8kVA



10kVA



20kVA



33kVA



66kVA



90kVA

Generator Accessories:




Distribution Boards
15amp - 32amp



Cable Covers



Extension Leads
10amp - 32amp



Generator Trailer Mounts

Mulchers

Our mulchers are great for turning trees/brush into mulch for enriching soil, suppressing weeds, and conserving moisture in gardens.

NOTE: This is a guide, specifications and appearance may vary.



SCAN!



100mm



150mm



200mm

Concrete



SCAN!



Our concreting and flooring equipment provide efficient solutions for mixing, pouring, cutting, and grinding, ensuring both structural integrity and visual appeal in residential and commercial projects.

NOTE: This is a guide, specifications and appearance may vary.

Demolition Saws:



14" Battery
(11.5cm depth)



16" Petrol
(13cm depth)



Ring Saw
(27cm depth)



Cut & Break
(40cm depth)

Pedestrian Saws & Corers:



16" (125mm depth)



18" (155mm depth)



20" (195mm depth)



Corer

Concrete Grinders:



Concrete Edger



Small



Medium



Large

Concrete Pouring:



Vibrators



Concrete Finishing



Trowels



Mixers

Jackhammers/drills:



Small



Medium



Large



Trolley mounted

CONTACT US:

Smart Hire is a **family-owned** business that has been operating for over **30+ years**. With **500+ five star reviews** across our multiple locations, you can trust that we can provide high-quality equipment, with exceptional service, at affordable prices.



CARNEGIE

(03) 9571 9488

Address: 1076 Dandenong Road,
Carnegie, VIC 3163

Email: Hire@carnegierental.com.au

SCAN! for **directions, website, reviews, photos & more**



OAKLEIGH

(03) 8546 5744

Address: 21-25 Coora Road,
Oakleigh South, VIC 3167

Email: Hire@smarthireoakleigh.com.au

SCAN! for **directions, website, reviews, emails, photos & more**



BENDIGO

(03) 5482 9168

Address: 366 High St,
Kangaroo Flat, VIC 3555

Email: Info@bendigosmarthire.com.au

SCAN! for **directions, website, reviews, emails, photos & more**



Open hours: **Monday - Friday** 7:00am - 5:00pm
Saturday 7:30am - 1:00pm
Sunday **Closed**

6 REASONS TO HIRE:

1. Cost-Efficiency: Renting eliminates hefty *upfront costs* and *ongoing maintenance*, freeing up capital for other personal and business needs.

2. Flexibility: Access a wide variety of equipment with *no long-term commitment*, allowing your business to quickly adapt to *changing needs*.

3. Storage: We eliminate the need for you to find personal long-term storage, freeing up valuable space and *reducing overhead costs*.

4. Compliance: We ensure our equipment meets all *industry standards* and regulations, *reducing the risk of penalties* and ensuring operational integrity.

5. Support: Gain access to our *expert support* and *comprehensive rental services*, ensuring seamless operation and maximum efficiency for your projects.

6. No Maintenance: Renting from us removes *material, labour and time costs* associated with machinery *maintenance & repairs*, allowing you to focus on core tasks.

QUICK LINKS:

Toilets:



Site Offices:



Access:



Pneumatic:



General Hire:



Flooring:



Moving:



Generators:



Trailers:



Mulchers:



Earth Moving:



Climate:



Gardening:



Concreting:

