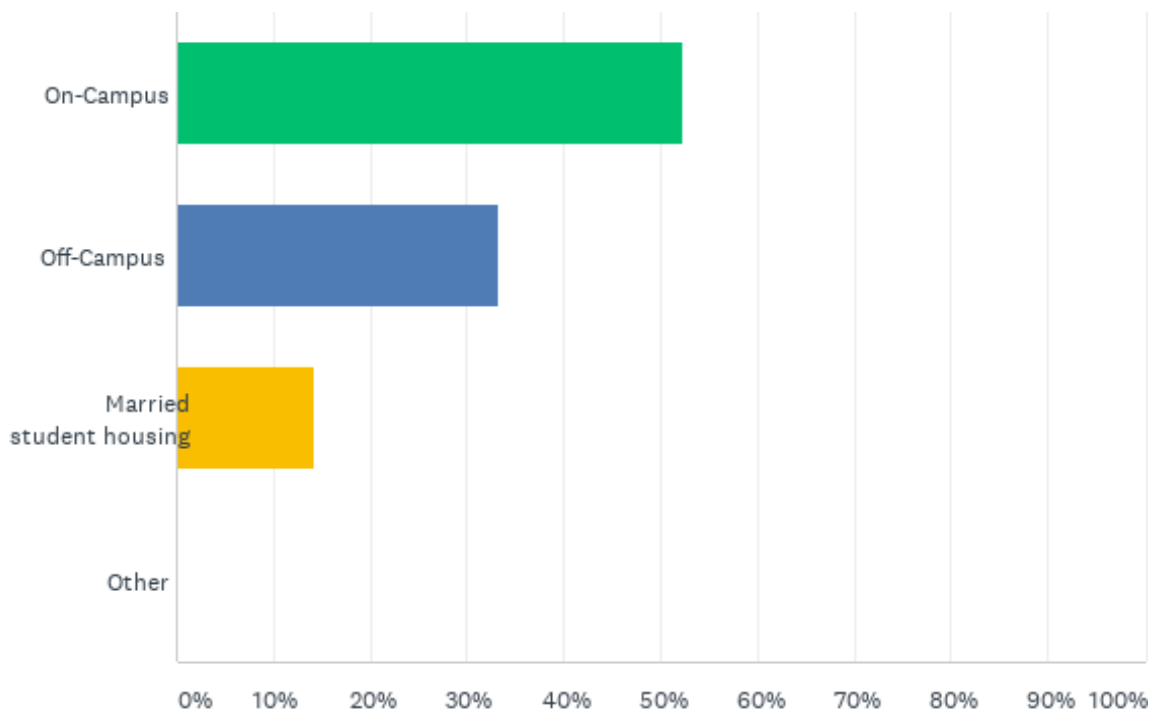


# Alumni Survey Report

## 2020-2021

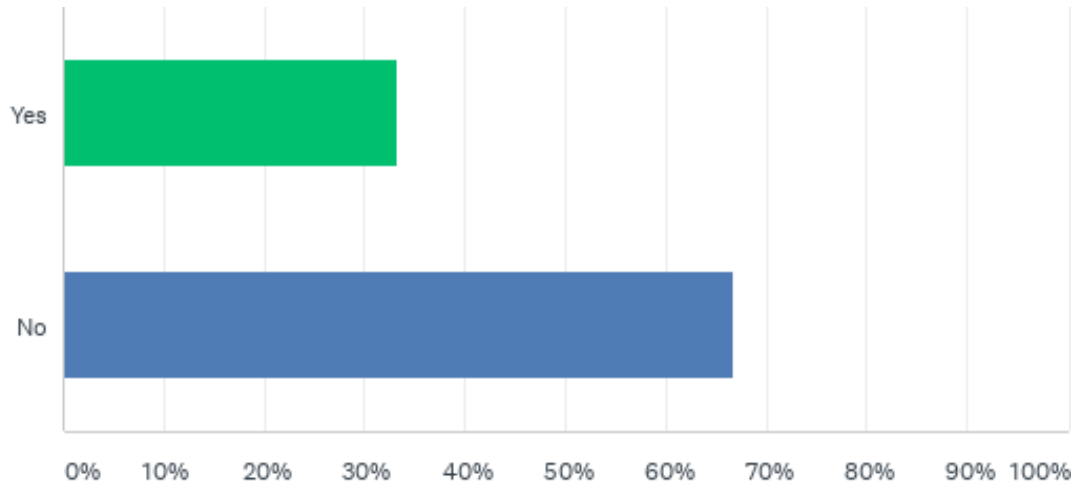
The Alumni survey was sent through Survey Monkey in June 2021 with 17 questions. The survey went to 128 alums who graduated between the years 2016-2020 with only 21 responses making the response rate 16.4%. The results of this survey are shown below.

**Student alums attended Calvary ranging from 2-11 years. Over 52% of the students lived on- campus much of their time while attending Calvary as shown in the graph below:**



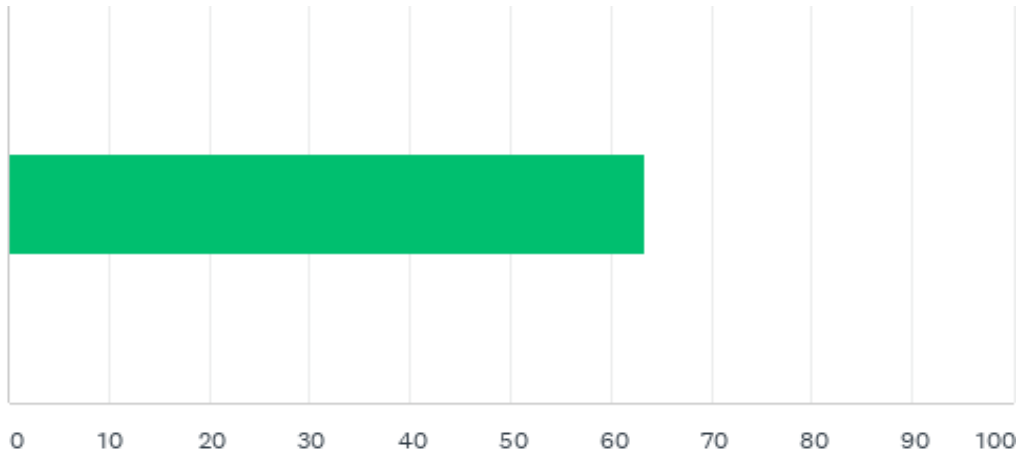
ANSWER CHOICES	RESPONSES
On-Campus	52.38% 11
Off-Campus	33.33% 7
Married student housing	14.29% 3
Other	0.00% 0
TOTAL	21

**Only a third of the respondents have furthered their education. Those who continued their education went to Calvary, Liberty University, Grace Bible College, and Oklahoma University. These alums intend to earn a Masters or Doctorate.**



ANSWER CHOICES	RESPONSES	
Yes	33.33%	7
No	66.67%	14
TOTAL		21

**63% of Calvary alums agree that they are currently employed in a profession that matches the degree they earned.**



ANSWER CHOICES	AVERAGE NUMBER	TOTAL NUMBER	RESPONSES
	63	1,330	21
Total Respondents: 21			

**These occupations are the following:**

Journeyman wireman IBEW local

Director of Teen Ministries, High Prairie Church

Calvary. Guitar instructor

Calvary. Warrior Cafe manager. PTs coffee. Barista

Digital Media Developer - Bott Radio Network

Executive Assistant to Chief Program Officer at City Union Mission

Biblical Counselor, N(y)oo Mind Biblical Counseling

Working foreman of laboratory testing @ Evergy

Biblical Counselor N(y)oo Mind Biblical counseling

Calvary University - Groundskeeper/Maintenance

Office Manager

Educator

Academic Advisor

Stay at home mom

Starbucks / nanny

editorial assistant

Director of Student Services Blue Ridge Christian School

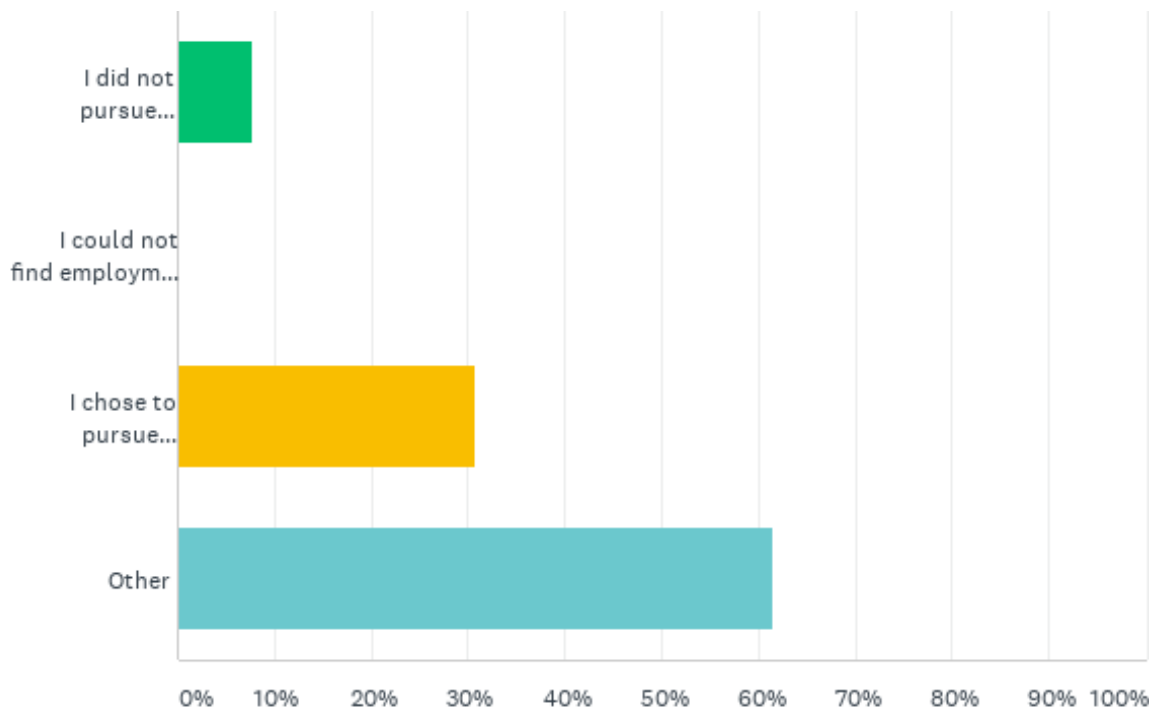
Accounts Payable, Gordon Food Service

Director of the student development office. Calvary University

Paralegal at Fear Waddell, P.C.

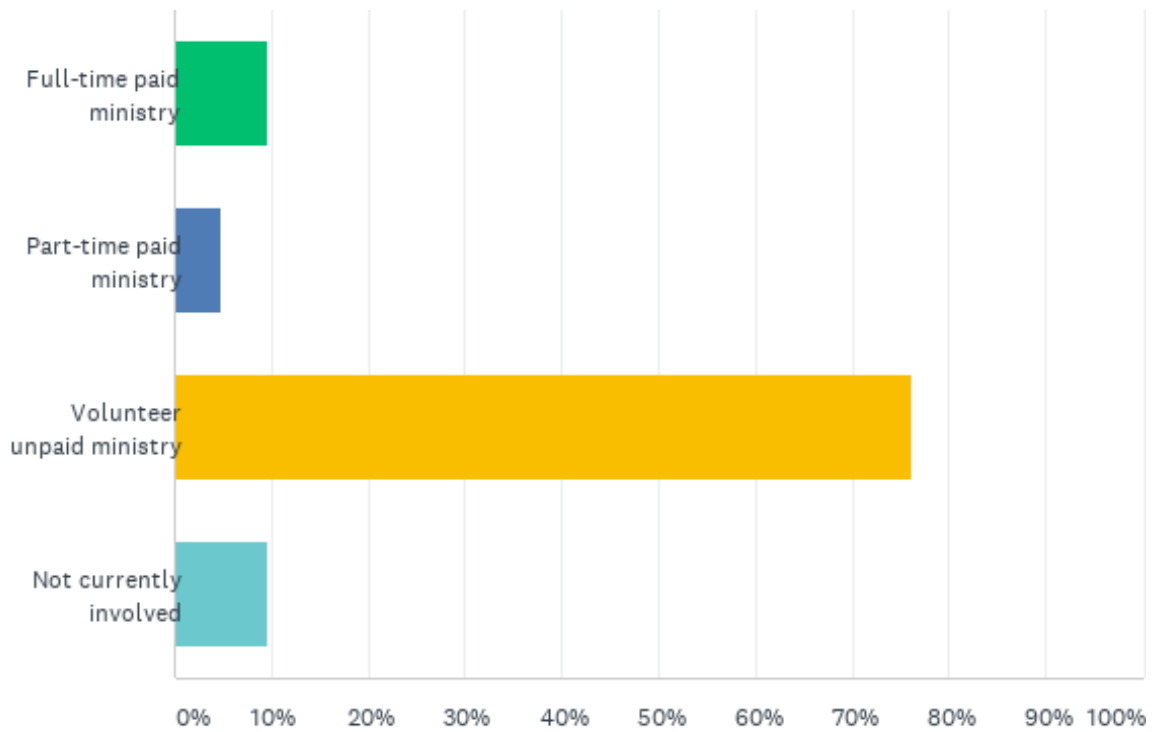
Paraprofessional

**The alums who were not employed within their major replied with the following reasons:**



ANSWER CHOICES	RESPONSES	
I did not pursue employment related to my major.	7.69%	1
I could not find employment related to my major.	0.00%	0
I chose to pursue employment based on factors other than its relation to my major (e.g. location).	30.77%	4
Other	61.54%	8
<b>TOTAL</b>		<b>13</b>

**Finally, all 21 respondents attended church regularly. They indicated their current involvement in ministry as the following:**



ANSWER CHOICES	RESPONSES	
Full-time paid ministry	9.52%	2
Part-time paid ministry	4.76%	1
Volunteer unpaid ministry	76.19%	16
Not currently involved	9.52%	2
<b>TOTAL</b>		<b>21</b>