



Waiters and waitresses

Take orders and serve food and beverages to patrons at tables in dining establishment.

Cognitive and mental requirements

The qualifications that workers need to use judgment, make decisions, interact with others, and adapt to changes in jobs.

In 2023, work was reviewed by a supervisor more than once per day for 73.3 percent of waiters and waitresses, and once per day for 19.3 percent.

Table 1. Percentage of waiters and waitresses with cognitive and mental requirements, 2023

Requirement	Yes	No
Pace: Pause control	24.9	75.1
Interaction with general public	>99.5	<0.5
Working around crowds	18.1	81.9
Telework	<0.5	>99.5
Work review: Supervising others	0.6	99.4
Work review: Presence of supervisor	96.2	3.8

Source: U.S. Bureau of Labor Statistics, Occupational Requirements Survey

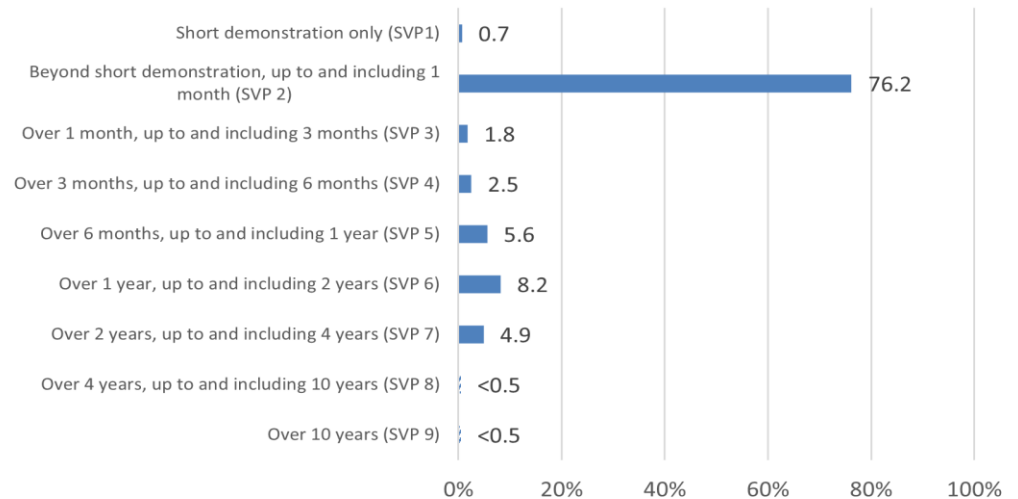
Education, training, and experience requirements

The minimum level of formal education required, credentials necessary, on-the-job training, and prior work experience necessary for average performance in jobs.

In 2023, credentials were required for 34.6 percent of waiters and waitresses. Prior work experience was required for 22.5 percent and on-the-job training was required for 97.9 percent.

No minimum education was required for 78.0 percent of waiters and waitresses.

Chart 1. Percentage of waiters and waitresses by specific preparation time (SVP) level, 2023



Note: Striped bars represent range estimates where precise value is unpublished.

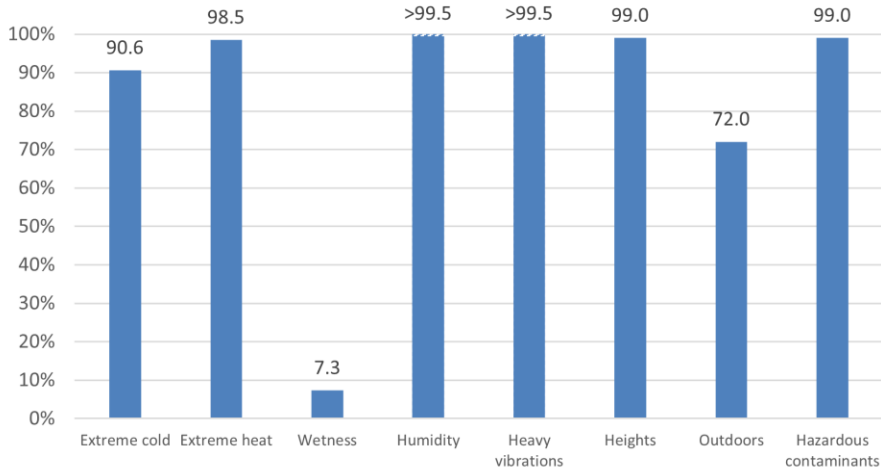
Source: U.S. Bureau of Labor Statistics, Occupational Requirements Survey

Environmental conditions

The various tangible or concrete hazards or difficulties that are in the vicinity of where jobs' critical tasks are performed.

In 2023, 90.6 percent of waiters and waitresses were not exposed to extreme cold, and 98.5 percent were not exposed to extreme heat. Wetness was not present for 7.3 percent, greater than 99.5 percent were not exposed to heavy vibrations, and 72.0 percent were not exposed to the outdoors.

Chart 2. Percentage of waiters and waitresses without exposure to environmental conditions, 2023



Note: Striped bars represent range estimates where precise value is unpublished.

Source: U.S. Bureau of Labor Statistics, Occupational Requirements Survey

Physical demands

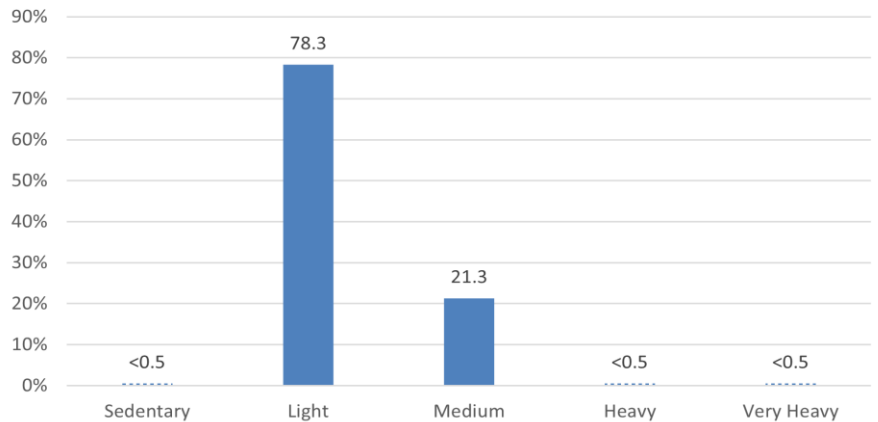
Refer to the physical activities required to perform tasks in jobs. The presence and, in some cases, duration of these activities are published.

In 2023, reaching at or below the shoulder was required for 95.8 percent of waiters and waitresses and was not required for 4.2 percent. For 6.6 percent of workers, reaching at or below the shoulder was seldom performed, for 55.5 percent reaching at or below the shoulder occurred occasionally, 30.7 percent frequently, and for 3.0 percent reaching at or below the shoulder occurred constantly.

Performing work in low postures was required for 62.9 percent of waiters and waitresses and was not required for 37.1 percent.

On average, waiters and waitresses spent 2.6 percent of the workday sitting and 97.4 percent of the workday standing.

Chart 3. Percentage of waiters and waitresses by strength level requirements, 2023



Note: Striped bars represent range estimates where precise value is unpublished.

Source: U.S. Bureau of Labor Statistics, Occupational Requirements Survey

Table 2. Percentage of waiters and waitresses with physical demands, 2023

Requirement	Yes	No
Choice of sitting or standing	<0.5	>99.5
Driving	<0.5	>99.5
Climbing structure-related ramps or stairs	10.3	89.7

Source: U.S. Bureau of Labor Statistics, Occupational Requirements Survey