



## Transportation and material moving workers

This occupational group includes airline pilots, flight attendants, bus drivers, taxi drivers, chauffeurs, locomotive engineers, railroad conducts, ship engineers, parking lot attendants, crane operators, recyclable material collectors, mine shuttle car operators, and ship loaders.

## Cognitive and mental requirements

The qualifications that workers need to use judgment, make decisions, interact with others, and adapt to changes in jobs.

In 2023, more than basic people skills were required for 18.4 percent of transportation and material moving workers, and basic people skills were required for 81.6 percent.

**Table 1. Percentage of transportation and material moving workers with cognitive and mental requirements, 2023**

Requirement	Yes	No
<b>Pace: Pause control</b>	31.4	68.6
<b>Interaction with general public</b>	62.6	37.4
<b>Working around crowds</b>	2.4	97.6
<b>Telework</b>	<0.5	>99.5
<b>Work review: Supervising others</b>	5.2	94.8
<b>Work review: Presence of supervisor</b>	56.9	43.1

Source: U.S. Bureau of Labor Statistics, Occupational Requirements Survey

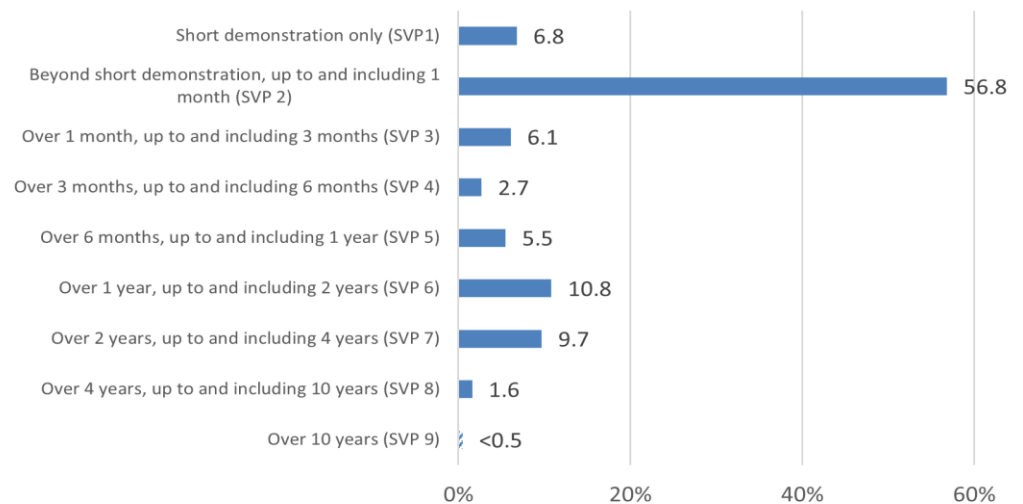
## Education, training, and experience requirements

The minimum level of formal education required, credentials necessary, on-the-job training, and prior work experience necessary for average performance in jobs.

In 2023, credentials were required for 58.6 percent of transportation and material moving workers. Prior work experience was required for 29.8 percent and on-the-job training was required for 89.2 percent.

No minimum education was required for 60.2 percent of transportation and material moving workers and a high school diploma was required for 39.2 percent.

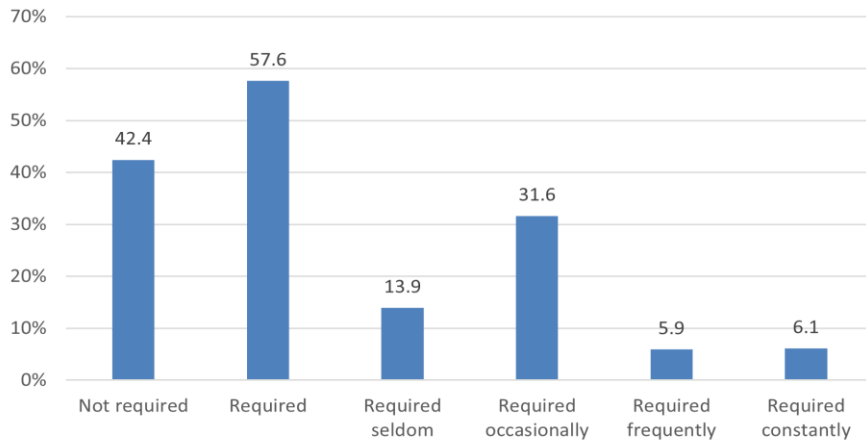
**Chart 1. Percentage of transportation and material moving workers by specific preparation time (SVP) level, 2023**



Note: Striped bars represent range estimates where precise value is unpublished.

Source: U.S. Bureau of Labor Statistics, Occupational Requirements Survey

**Chart 2. Percentage of transportation and material moving workers with outdoor exposure and duration, 2023**



Source: U.S. Bureau of Labor Statistics, Occupational Requirements Survey

### Environmental conditions

The various tangible or concrete hazards or difficulties that are in the vicinity of where jobs' critical tasks are performed.

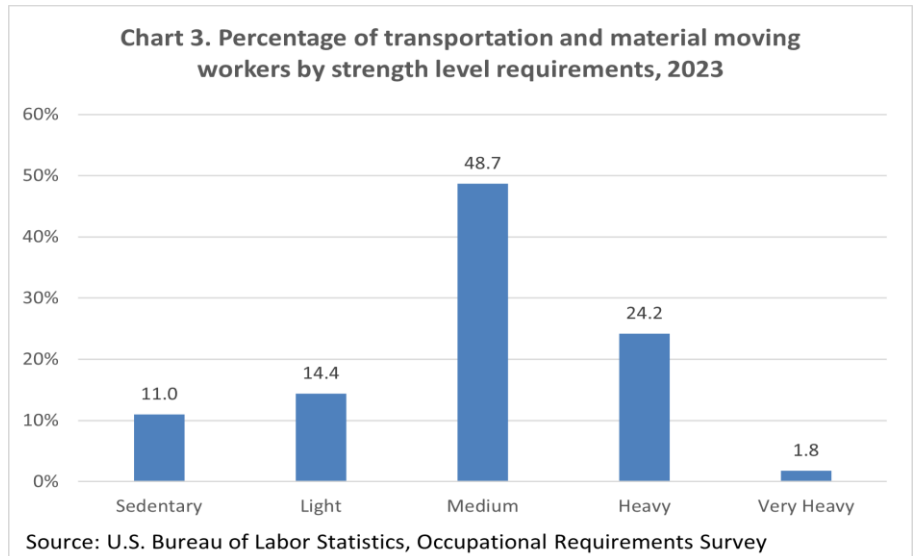
In 2023, 88.8 percent of transportation and material moving workers were not exposed to extreme cold, and 98.4 percent were not exposed to extreme heat. Wetness was not present for 79.5 percent, 99.2 percent were not exposed to heavy vibrations, and 42.4 percent were not exposed to the outdoors.

### Physical demands

Refer to the physical activities required to perform tasks in jobs. The presence and, in some cases, duration of these activities are published.

In 2023, reaching at or below the shoulder was required for 93.2 percent of transportation and material moving workers and was not required for 6.8 percent.

Performing work in low postures was required for 83.4 percent of transportation and material moving workers and was not required for 16.6 percent.



Source: U.S. Bureau of Labor Statistics, Occupational Requirements Survey

The choice to sit or stand when performing critical tasks was available to 5.4 percent of transportation and material moving workers. On average, workers spent 34.8 percent of the workday sitting and 65.2 percent of the workday standing.

**Table 2. Percentage of transportation and material moving workers with physical demands, 2023**

Requirement	Yes	No
Choice of sitting or standing	5.4	94.6
Driving	60.3	39.7
Climbing structure-related ramps or stairs	22.2	77.8

Source: U.S. Bureau of Labor Statistics, Occupational Requirements Survey