



Community and social service workers

This occupational group includes counselors, social workers, health educators, probation officers, correctional treatment specialists, community health workers, clergy, and directors of religious activities.

Cognitive and mental requirements

The qualifications that workers need to use judgment, make decisions, interact with others, and adapt to changes in jobs.

In 2023, more than basic people skills were required for 98.4 percent of community and social service workers, and basic people skills were required for 1.6 percent.

Table 1. Percentage of community and social service workers with cognitive and mental requirements, 2023

Requirement	Yes	No
Pace: Pause control	80.3	19.7
Interaction with general public	>99.5	<0.5
Working around crowds	2.9	97.1
Telework	18.0	82.0
Work review: Supervising others	12.0	88.0
Work review: Presence of supervisor	40.1	59.9

Source: U.S. Bureau of Labor Statistics, Occupational Requirements Survey

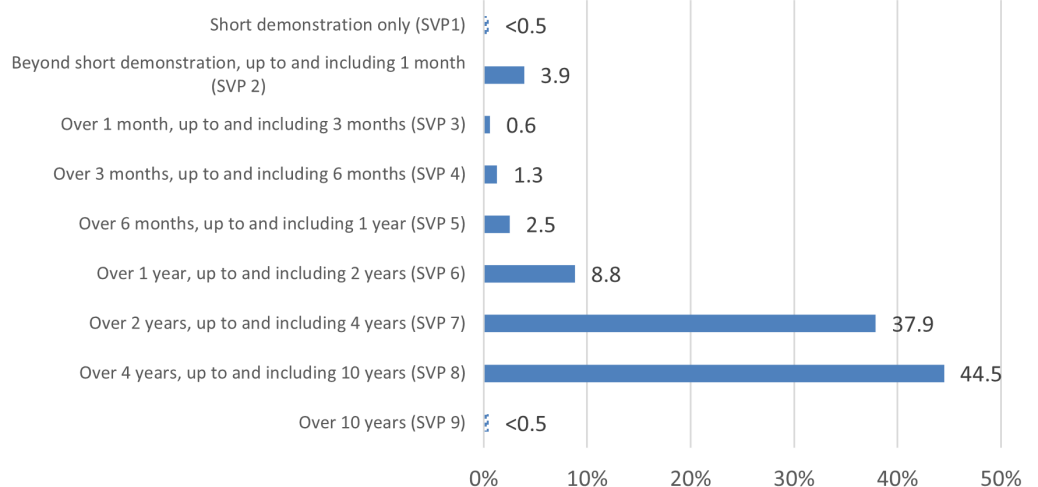
Education, training, and experience requirements

The minimum level of formal education required, credentials necessary, on-the-job training, and prior work experience necessary for average performance in jobs.

In 2023, credentials were required for 74.6 percent of community and social service workers. Prior work experience was required for 63.1 percent and on-the-job training was required for 68.0 percent.

A bachelor's degree was required for 40.9 percent of community and social service workers and a master's degree was required for 34.6 percent.

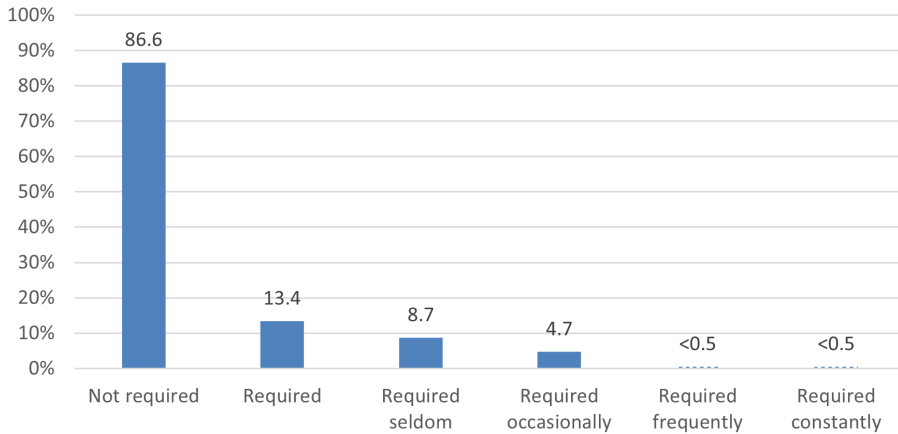
Chart 1. Percentage of community and social service workers by specific preparation time (SVP) level, 2023



Note: Striped bars represent range estimates where precise value is unpublished.
Source: U.S. Bureau of Labor Statistics, Occupational Requirements Survey



Chart 2. Percentage of community and social service workers with wetness exposure and duration, 2023



Note: Striped bars represent range estimates where precise value is unpublished.

Source: U.S. Bureau of Labor Statistics, Occupational Requirements Survey

Environmental conditions

The various tangible or concrete hazards or difficulties that are in the vicinity of where jobs' critical tasks are performed.

In 2023, greater than 99.5 percent of community and social service workers were not exposed to extreme cold, and greater than 99.5 percent were not exposed to extreme heat. Wetness was not present for 86.6 percent, greater than 99.5 percent were not exposed to heavy vibrations, and 75.8 percent were not exposed to the outdoors.

Physical demands

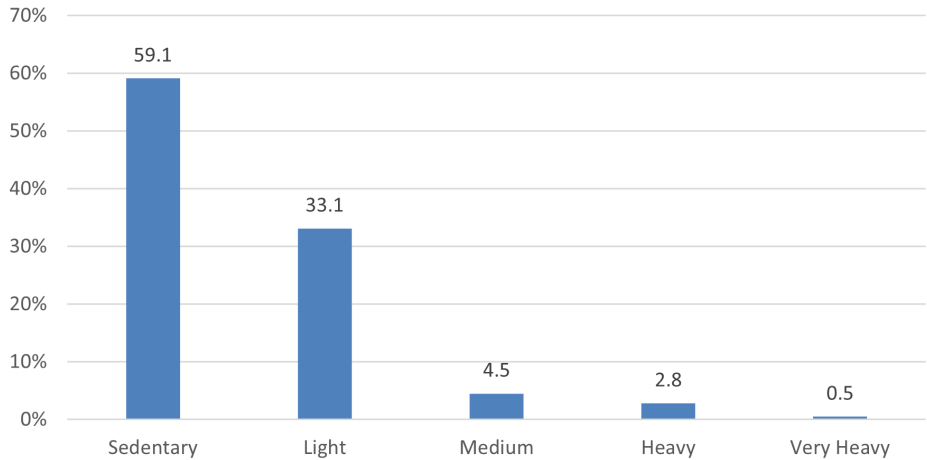
Refer to the physical activities required to perform tasks in jobs. The presence and, in some cases, duration of these activities are published.

In 2023, keyboarding was required for 98.2 percent of community and social service workers and was not required for 1.8 percent. For 1.6 percent of workers, keyboarding was seldom performed, for 56.2 percent keyboarding occurred occasionally, 39.9 percent frequently, and for 0.6 percent keyboarding occurred constantly.

Performing work in low postures was required for 26.2 percent of community and social service workers and was not required for 73.8 percent.

The choice to sit or stand when performing critical tasks was available to 82.3 percent of community and social service workers. On average, workers spent 70.4 percent of the workday sitting and 29.6 percent of the workday standing.

Chart 3. Percentage of community and social service workers by strength level requirements, 2023



Source: U.S. Bureau of Labor Statistics, Occupational Requirements Survey

Table 2. Percentage of community and social service workers with physical demands, 2023

Requirement	Yes	No
Choice of sitting or standing	82.3	17.7
Driving	48.0	52.0
Climbing structure-related ramps or stairs	32.3	67.7

Source: U.S. Bureau of Labor Statistics, Occupational Requirements Survey