



Bus drivers, school

Drive a school bus to transport students. Ensure adherence to safety rules. May assist students in boarding or exiting.

Cognitive and mental requirements

The qualifications that workers need to use judgment, make decisions, interact with others, and adapt to changes in jobs.

In 2023, more than basic people skills were required for 19.1 percent of bus drivers, school, and basic people skills were required for 80.9 percent.

Table 1. Percentage of bus drivers, school with cognitive and mental requirements, 2023

| Requirement | Yes | No |
|--|------|-------|
| Pace: Pause control | <0.5 | >99.5 |
| Interaction with general public | 96.6 | 3.4 |
| Working around crowds | 2.8 | 97.2 |
| Telework | <0.5 | >99.5 |
| Work review: Supervising others | <0.5 | >99.5 |
| Work review: Presence of supervisor | <0.5 | >99.5 |

Source: U.S. Bureau of Labor Statistics, Occupational Requirements Survey

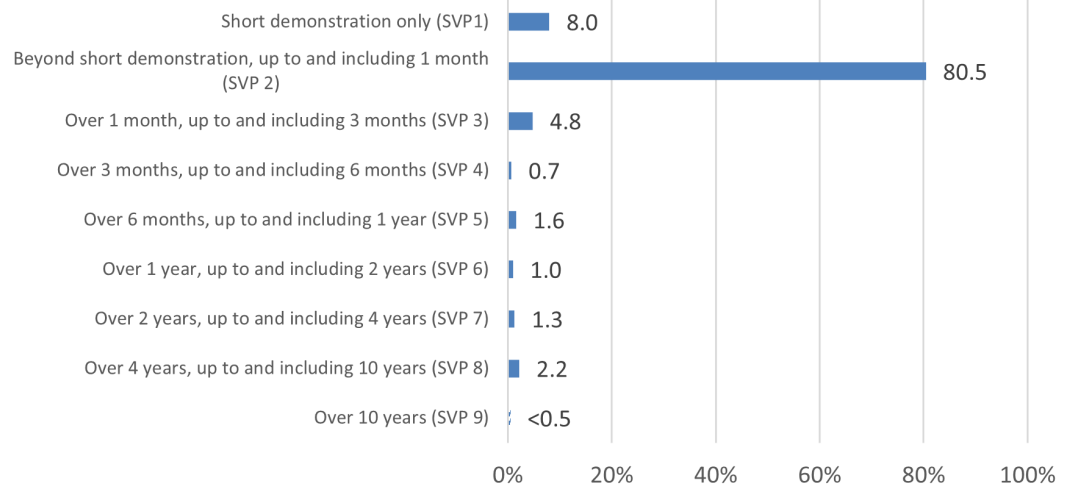
Education, training, and experience requirements

The minimum level of formal education required, credentials necessary, on-the-job training, and prior work experience necessary for average performance in jobs.

In 2023, credentials were required for greater than 99.5 percent of bus drivers, school. Prior work experience was required for 6.2 percent and on-the-job training was required for 90.7 percent.

No minimum education was required for 37.7 percent of bus drivers, school and a high school diploma was required for 62.3 percent.

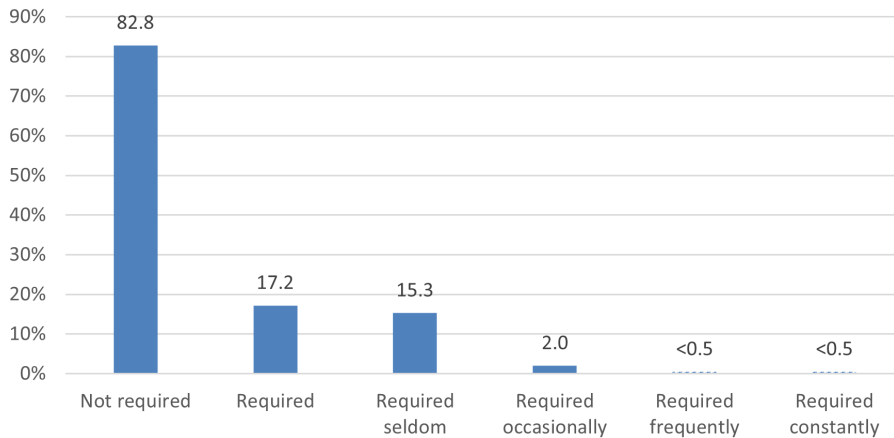
Chart 1. Percentage of bus drivers, school by specific preparation time (SVP) level, 2023



Note: Striped bars represent range estimates where precise value is unpublished.

Source: U.S. Bureau of Labor Statistics, Occupational Requirements Survey

Chart 2. Percentage of bus drivers, school with wetness exposure and duration, 2023



Note: Striped bars represent range estimates where precise value is unpublished.
Source: U.S. Bureau of Labor Statistics, Occupational Requirements Survey

Environmental conditions

The various tangible or concrete hazards or difficulties that are in the vicinity of where jobs' critical tasks are performed.

In 2023, greater than 99.5 percent of bus drivers, school were not exposed to extreme cold, and greater than 99.5 percent were not exposed to extreme heat. Wetness was not present for 82.8 percent, greater than 99.5 percent were not exposed to heavy vibrations, and 15.9 percent were not exposed to the outdoors.

Physical demands

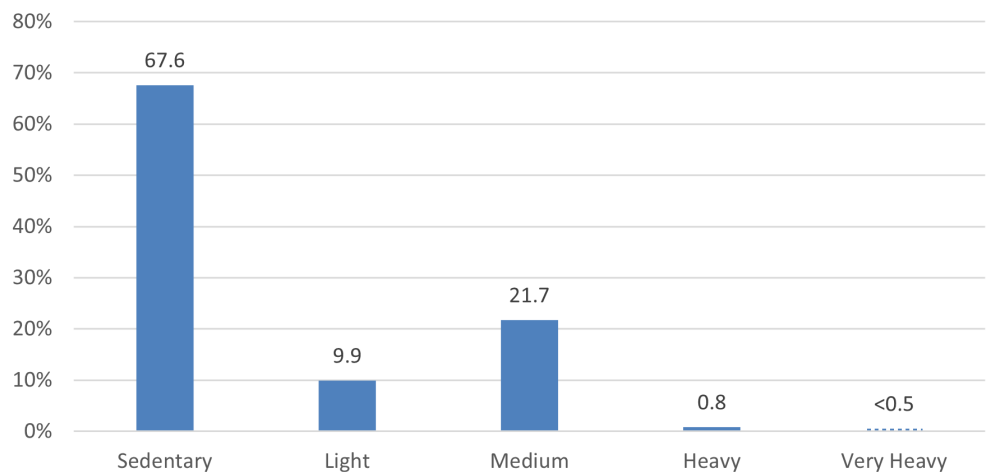
Refer to the physical activities required to perform tasks in jobs. The presence and, in some cases, duration of these activities are published.

In 2023, reaching at or below the shoulder was required for 92.1 percent of bus drivers, school and was not required for 7.9 percent.

Performing work in low postures was required for 75.8 percent of bus drivers, school and was not required for 24.2 percent.

On average, bus drivers, school spent 88.2 percent of the workday sitting and 11.8 percent of the workday standing.

Chart 3. Percentage of bus drivers, school by strength level requirements, 2023



Note: Striped bars represent range estimates where precise value is unpublished.
Source: U.S. Bureau of Labor Statistics, Occupational Requirements Survey

Table 2. Percentage of bus drivers, school with physical demands, 2023

| Requirement | Yes | No |
|--|-------|-------|
| Choice of sitting or standing | <0.5 | >99.5 |
| Driving | >99.5 | <0.5 |
| Climbing structure-related ramps or stairs | 16.9 | 83.1 |

Source: U.S. Bureau of Labor Statistics, Occupational Requirements Survey