

Scalable Multiagent Driving Policies For Reducing Traffic Congestion

Jiaxun Cui

University of Texas at Austin
cuijiaxun@utexas.edu

William Macke

University of Texas at Austin
wmacke@cs.utexas.edu

Harel Yedidsion

University of Texas at Austin
harel@cs.utexas.edu

Aastha Goyal

University of Texas at Austin
aastha.goyal@utexas.edu

Daniel Urieli

General Motors R&D Labs
daniel.urieli@gm.com

Peter Stone

University of Texas at Austin and
Sony AI
pstone@cs.utexas.edu

ABSTRACT

Traffic congestion is a major challenge in modern urban settings. The industry-wide development of autonomous and automated vehicles (AVs) motivates the question of how can AVs contribute to congestion reduction. Past research has shown that in small scale mixed traffic scenarios with both AVs and human-driven vehicles, a small fraction of AVs executing a controlled multiagent driving policy can mitigate congestion. In this paper, we scale up existing approaches and develop new multiagent driving policies for AVs in scenarios with greater complexity. We start by showing that a congestion metric used by past research is manipulable in *open road network* scenarios where vehicles dynamically join and leave the road. We then propose using a different metric that is robust to manipulation and reflects open network traffic efficiency. Next, we propose a modular transfer reinforcement learning approach, and use it to scale up a multiagent driving policy to outperform human-like traffic and existing approaches in a simulated realistic scenario, which is an order of magnitude larger than past scenarios (hundreds instead of tens of vehicles). Additionally, our modular transfer learning approach saves up to 80% of the training time in our experiments, by focusing its data collection on key locations in the network. Finally, we show for the first time a *distributed* multiagent policy that improves congestion over human-driven traffic. The distributed approach is more realistic and practical, as it relies solely on existing sensing and actuation capabilities, and does not require adding new communication infrastructure.

KEYWORDS

Autonomous Vehicles, Deep Reinforcement Learning, Traffic Optimization, Multiagent Systems, Multiagent Reinforcement Learning, Flow

ACM Reference Format:

Jiaxun Cui, William Macke, Harel Yedidsion, Aastha Goyal, Daniel Urieli, and Peter Stone. 2021. Scalable Multiagent Driving Policies For Reducing Traffic Congestion. In *Proc. of the 20th International Conference on Autonomous Agents and Multiagent Systems (AAMAS 2021), Online, May 3–7, 2021, IFAAMAS*, 9 pages.

Proc. of the 20th International Conference on Autonomous Agents and Multiagent Systems (AAMAS 2021), U. Endriss, A. Nowé, F. Dignum, A. Lomuscio (eds.), May 3–7, 2021, Online. © 2021 International Foundation for Autonomous Agents and Multiagent Systems (www.ifaamas.org). All rights reserved.

1 INTRODUCTION

Traffic congestion is one of the leading causes of lost productivity and decreased standard of living in urban settings [4]. Real world transportation systems suffer from inefficiency, partly due to the tendency of self-interested drivers to maximize personal utility over social welfare, and the inherent randomness in human driving [27]. The industry-wide development of autonomous and automated vehicles (AVs) motivates the question of how could AVs contribute to congestion reduction.

Since AVs are controlled by predefined policies, they can be made to act selflessly and drive strategically to influence human-driver behaviors to reduce congestion, and thus increase the social welfare. For instance, an AV may smoothly slow down when reaching an on-ramp to allow for another vehicle to merge, causing following vehicles to smoothly slow down as well, and thus preventing propagation of *stop-and-go waves* of congestion caused by sharp decelerations. Past research has shown that in human-driven traffic, a small fraction of AVs executing a controlled multiagent driving policy can mitigate congestion in simplified simulated and real-world scenarios [17, 24]. The research focusing on simulated experiments used Berkeley’s Flow framework [26], which combines the SUMO traffic simulator [10] with the RLlib deep reinforcement learning library [5]. The simulated scenarios included cyclic road networks with a fixed set of vehicles, and more realistic non-cyclic road networks with vehicles joining and leaving, referred to as *closed road networks* and *open road networks* respectively. In this paper, we use the Flow framework to scale up existing approaches, and develop new multiagent policies for open road network scenarios with increased realism and complexity.

Past simulated open road networks were relatively small: a few hundreds of meters long, with a few tens of vehicles. Their small size allowed for using a centralized multiagent driving policy, which is limited in its ability to scale up since the observation and action spaces increase exponentially with the number of AVs. Moreover, we observed that the metric used by past research to show congestion improvement was manipulable by an RL agent in open road networks. The contributions of this paper are as follows:

- We outline the drawbacks of the time-average sample-average speed metric used by past research (subsequently referred to as average speed metric), and show empirically that in simulated open road networks this metric is manipulable by a reinforcement learning (RL) agent.

- We propose to use instead the *outflow* congestion metric (rate of vehicles exiting the network), which reflects system level open network traffic efficiency. We highlight its advantages over the average-speed metric, and show empirically that this metric is robust to manipulation.
- To avoid an exponential increase in complexity in a simulated realistic scenario that is an order of magnitude larger than in past research (hundreds instead of tens of vehicles, Figure 1), we propose two RL approaches: (i) a modular approach where a centralized policy is learned and operated locally around a key location in the larger network, and (ii) a transfer reinforcement learning approach where a policy learned in a small scenario is transferred to operate in a key location in the large scenario. Both of these multiagent policies outperform human-driven traffic and existing approaches.
- We show for the first time a *fully distributed* multiagent driving policy (using no communication) that improves congestion over human-driven traffic in an open road network scenario. Our distributed policy is more realistic and practical than a centralized one since (1) the size of the state and action space is independent of the number of vehicles, and (2) it relies solely on existing sensing and actuation capabilities, not requiring adding any new communication infrastructure.

The rest of the paper is organized as follows. Section 2 surveys related work. Section 3 defines the problem and the notation used. In Section 4 we compare evaluation metrics and outline our proposed solution methods. Section 5 provides an empirical evaluation, the results of which are discussed in Section 6. Section 7 concludes and suggests future work.

2 RELATED WORK

Traffic congestion has long been an active research area [2]. A common form of traffic jam in freeways is *stop-and-go waves*, which were shown in field experiments to emerge when density exceeds a critical value, even with no apparent bottleneck [18]. In recent field experiments, hand-designed controllers dissipated such waves and improved traffic flow [17].

The recent industry-wide development of autonomous and automated vehicles (AVs) has led to a surge of interest in harnessing AVs to reduce traffic congestion. On the theoretical side, there have been efforts to formalize and analyze the foundations for AVs impacting traffic systems [25]. On the applied side, large-scale traffic simulators have been adopted into a newly developed experimental framework called Flow [24, 26], which we use in this paper. Using Flow, past research showed that Reinforcement Learning (RL) [19] can learn an effective centralized multiagent driving policy, which simultaneously senses and controls all AVs, and improves the average traffic speed over human-driven traffic, implemented with accepted human driving models [22, 23]. However, we show that the average-speed metric is manipulable by an RL agent and might not accurately reflect the networks' traffic efficiency. Instead, we propose using an alternative metric.

Since using RL to learn controllers in realistic simulated or real-world setups could be impractically slow, some research looked at using transfer learning [20] to expedite learning, by transferring from a simulated ring to a simulated simple merge scenario [11],

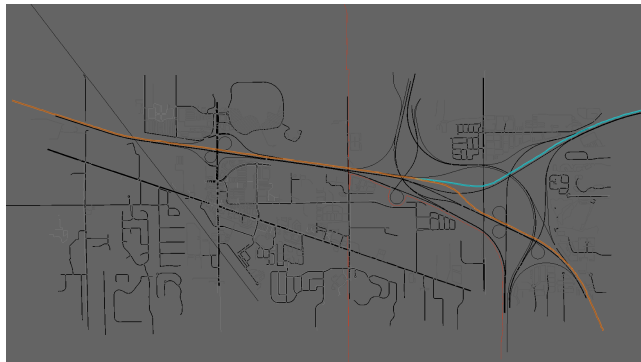


Figure 1: An image of highway I-696 in Michigan, USA, downloaded from Open Street Maps [14], as displayed in SUMO. It has a main road (colored orange) and a merging road (colored light blue). It is used in our experiments as a representative large-scale, realistic, open network.

and from a simulated to a scaled city [8]. Our transfer learning approach is different in the modular way it reuses state representation, which makes it more scalable. In the ring-to-merge transfer, the authors handled the different source and target scenario structure and size by assuming a maximum number of AVs in the road network, duplicating the ring state representation by this number, and using 0-padding if the actual number of AVs was smaller. In contrast, in our transfer approach the policy does not directly control more AVs than it was trained for. Instead, it is deployed only in a specific key location in the scenario, and its state representation remains the same even though the scenario has a different geometry and larger number of participants. In addition, the policy transferred from ring to merge did not surpass the performance of a policy trained from scratch, while using our approach the transferred policy did.

In the transfer learning from simulation to a scaled city, the source and target scenarios were the same and the state and action spaces were identical, so the challenge was not to generalize to a different scenario, but instead to compensate for the differences between the simulation and the real world. Using our approach, we were able to scale to a simulated scenario with hundreds of vehicles, an order of magnitude larger than before, specifically road I-696 in Michigan, displayed in Figure 1, infamous for its high congestion.

To the best of our knowledge, this paper is the first to show a *fully distributed* multiagent policy (using no communication) that improves congestion over human-driven traffic in an open road network scenario. We are aware of two research papers focusing on distributed multiagent policies for congestion reduction. The first relied on vehicle-to-vehicle communication (V2V) [7], while we do not as it is currently unclear if and when V2V will be implemented in the real world. The second assumed that each distributed policy component is responsible for a *region*, senses *traffic images*, and uses *communication infrastructure* to send actions composed of desired *speed and headway* [13]. In contrast, each of our distributed policy components controls a *single vehicle*, senses its neighboring vehicles' *speed and distance*, uses *no communication*, and sends direct *acceleration actions*, all of which are motivated by maintaining high fidelity to real-world sensing and actuation capabilities.

3 DOMAIN DESCRIPTION AND NOTATION

We start by defining the traffic congestion reduction problem, its MDP formulation, and the traffic simulation environment we use.

Traffic congestion reduction problem definition. Given an open road network (as defined in the introduction) with mixed autonomy traffic consisting of both human-driven vehicles and AVs, maximize the network’s traffic efficiency by controlling the AV accelerations. Traffic Efficiency is measured in terms of **outflow** – the number of vehicles per hour exiting the network. A solution to the congestion reduction problem is a multiagent driving policy which maps the AV states to acceleration actions. We make the following assumptions: (i) Agents (AVs) are altruistic and have a common goal of reducing system congestion and (ii) Human drivers are self-interested and try to improve their own travel time.

MDP Definition. The congestion reduction problems we address in this paper can be modeled as a discrete-time, finite-horizon Markov Decision Process (MDP) [15], which is a tuple $M = (\mathcal{S}, \mathcal{A}, P, R, \rho_0, T)$, where \mathcal{S} is a state set, \mathcal{A} an action set, $P : \mathcal{S} \times \mathcal{A} \times \mathcal{S} \rightarrow \mathbb{R}_+$ a transition probability distribution, $R : \mathcal{S} \times \mathcal{A} \rightarrow \mathbb{R}$ a reward function, $\rho_0 : \mathcal{S} \rightarrow [0, 1]$ an initial state distribution, and T the time horizon. A *driving policy* is a probability distribution $\pi_\theta : \mathcal{S} \times \mathcal{A} \rightarrow [0, 1]$ parameterized by θ that stochastically maps states to driving actions.

To find a solution policy, we train an RL agent to optimize a driving policy to maximize the expected return $E_\tau [\sum_{t=0}^T R(S_t, A_t)]$, where $\tau := (S_0, A_0, S_1, A_1 \dots)$ denotes a trajectory, $S_0 \sim \rho_0$, $A_t \sim \pi_\theta(\cdot|S_t)$, $S_{t+1} \sim P(\cdot|S_t, A_t)$. In this paper, \mathcal{S} is a set of AV observations, \mathcal{A} a set of acceleration actions, P is computed by the simulator, and R denotes the reward function. We discuss several implementations for the reward function in Section 4.1

Simulation Environment. We interface to the SUMO traffic simulator [10] using UC Berkeley’s Flow software [9]. Flow provides OpenAI Gym [1] environments as wrappers around SUMO for easy interaction with various RL algorithm implementations. The simulator takes in maps of road structures, and simulates vehicle movements using accepted human driving models [22, 23] and definitions of *inflows*, i.e., the location and rate of vehicles entering the network. The simulated vehicles follow safety and acceleration limits enforced by the simulator. A vehicle’s *leader* and *follower* are the closest vehicles in front of and behind it (if exist). We note that the actual inflow rate frequently differs from the requested one, for instance in cases where vehicles cannot enter the road network due to congestion. This opens an option for a vehicle to moderate the inflow by slowing down intentionally immediately after joining the network. The inability to guarantee exact inflows is the reason that the average-speed-based metric is not a valid congestion measure in open networks, as discussed in Section 4.1.

4 METHODOLOGY

In this section we describe the evaluation metrics we use, and the structure of the centralized and distributed multiagent driving policies we train using RL. We discuss in detail the considerations that go into choosing appropriate *Metrics* and *Rewards*. Metrics are used for measuring the performance of a given policy, but are not always effective as RL rewards. In such cases, rewards different

from the metric may be used as a performance measure for the RL agents.

4.1 Evaluation Metrics

In the Flow benchmark [24], the performance of the system is evaluated using *time-average sample-average speed* over the episode, defined by Equation 1

$$\text{Time-Average Sample-Average Speed} \triangleq \frac{\sum_{t=1}^T \sum_{i=1}^{n_t} v_{i,t} / n_t}{T} \quad (1)$$

where n_t is a time-dependant variable representing the number of vehicles in the traffic network at time t , $v_{i,t}$ is the instantaneous speed of vehicle i at time t , and T is the episode length.

In an ideal scenario with constant inflows, there are multiple metrics that would all lead to the same ordering of policies: maximizing average speed, maximizing network outflow, and minimizing average time delay [3]. In open road networks, a good policy should optimize the network outflow by maximizing the number of vehicles that pass through the network in a fixed time interval, however policies that achieve high average speed might do so through manipulations that reduce inflows and outflows. For instance, one way to manipulate the average-speed metric is to block the incoming vehicles from entering the network until there is enough space for existing vehicles to accelerate to the maximum speed, thus maximizing the average-speed metric by compromising inflow and outflow. The average-speed metric is vulnerable because it ignores the (unmeasured) speeds of vehicles that haven’t entered the simulated road network. The outflow metric on the other hand is robust to this form of manipulation since delaying vehicles from entering the network is eventually penalized through reduced outflow. Therefore, we propose *Outflow* as a performance metric in open networks as defined in Equation 2

$$\text{Outflow} \triangleq \frac{\sum_{t=1}^T O_t}{T} \quad (2)$$

where T is the episode length and O_t represents the number of vehicles that leave the network during timestep t .

The reduction of inflows and outflows as a means of improving average speed is demonstrated in Table 1, which compares the results of using three reward functions – the original Flow reward, the average-speed reward, and the outflow reward – on Simple Merge defined in Section 6.1.

4.2 Centralized Multiagent Driving Policy

Our centralized driving policies are built on top of the ones used in previous work [11, 24], where a centralized RL agent trained using the Proximal Policy Optimization (PPO) algorithm [16], controls a predefined fixed number of agents, N_{AV} as illustrated in Figure 2. AVs are added to the list of controlled vehicles according to a FIFO rule based on when they entered the network. Below we discuss the state space and reward signal used for the centralized approach.

4.2.1 State. Similarly to past work [11], at time-step t the centralized driving policy accepts a state observation S_t which is a concatenation of 5-tuples representing local AV states with the following values:

- (1) Normalized speed of the AV $_i$, v_i

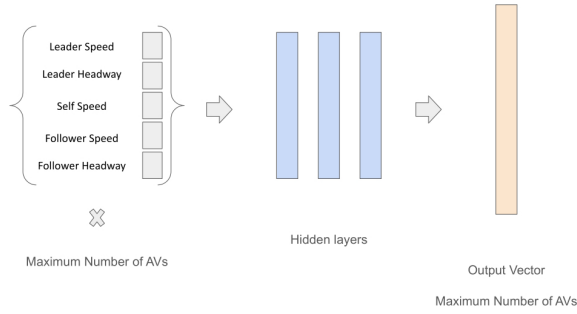


Figure 2: Centralized neural network policy, where local states for vehicles are concatenated to form a global state. The state is passed through a series of hidden layers, resulting in an output vector of accelerations of controlled AVs.

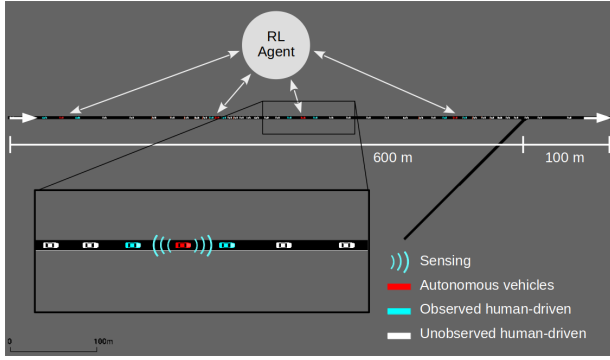


Figure 3: Simple Merge network of length 700 m and inflow rate 2000 veh/hr with an on-ramp of inflow rate 200 veh/h. Perturbations caused by merging vehicles lead to stop-go waves congestion [11].

- (2) Normalized speed of the leader of AV_i , v_i^L
- (3) Normalized headway between AV_i and its leader, h_i^L
- (4) Normalized speed of the follower of AV_i , v_i^F
- (5) Normalized headway between AV_i and its follower, h_i^F

The speed values are normalized by the max possible speed V_{max} , and the headway values are normalized by a constant representing the maximum possible headway, h_{max} . Suppose the maximum number of AVs controlled by the centralized policy is N_{AV} , then the state feature S_t is a vector of length $5N_{AV}$, and is padded with zeros when the number of AVs in the network is smaller than N_{AV} . Formally, the state of AV_i at time t , $S_{i,t}$ is defined in Equation 3, and the concatenated state of all the AVs at time t , S_t is defined in Equation 4.

$$S_{i,t} = \left[\frac{v_{i,t}}{V_{max}}, \frac{v_{i,t}^L}{V_{max}}, \frac{h_{i,t}^L}{h_{max}}, \frac{v_{i,t}^F}{V_{max}}, \frac{h_{i,t}^F}{h_{max}} \right] \quad (3)$$

$$S_t = [S_1, S_2, \dots, S_{N_{AV}}] \quad (4)$$

4.2.2 Reward. There are several possible objectives to optimize for in open networks, such as maximizing network outflow, or minimizing the maximum time delay of any vehicle to prevent

starvation. In this paper, we focus on maximizing the efficiency of a network in the form of average outflows. There are three reward functions considered in our experiments.

Original Flow Reward [24]. The reward in the Flow benchmark is composed of ℓ_2 -norm distance to a desired velocity and a small-headway penalization term. This reward encourages every vehicle to travel as close as it can to the desired speed every time step while maintaining a large headway.

$$r_t = \max(\|V_d \mathbf{1}^n\|_2 - \|V_d - v\|_2, 0) / \|V_d \mathbf{1}^n\|_2 - \alpha \sum_{i \in AV} \max(h_{max} - h_i, 0) \quad (5)$$

where v is a speed vector of all the vehicles in the network, V_d is the desired speed scalar, $\mathbf{1}^n$ is a 1 vector with n elements, where n is the total number of vehicles in the network, α is an adjustable constant, h_i is the headway between the i th AV and its leader, and h_{max} is a constant of expected headway.

Average Speed Reward. We define an instantaneous average speed reward as

$$r_t = \frac{\sum_{i=1}^n v_i}{nV_{max}} \quad (6)$$

where n is the current number of all vehicles in the traffic network, and V_{max} is the maximum speed allowed on every lane. This reward is provided every time step. Summing it over the entire episode and then dividing the sum by the episode's horizon T gives the value of average speed (Equation 1) of the episode.

Outflow Reward. The reward for instantaneous outflow is

$$r_t = O_t \quad (7)$$

where O_t is the number of vehicles that leave the observed area of the traffic network through any lane during the t th time step. We note that the sum of this reward over the simulation will always be proportional to the Outflow metric (Equation 2) by a factor of $1/T$, assuming the simulation occurs over a fixed period of time. Thus optimizing this reward is equivalent to optimizing the Outflow metric.

4.3 Modular Transfer Learning Approach

Scaling up to the I-696 Merge scenario results in an order of magnitude more vehicles (hundreds instead of tens). Training RL agents in this scenario is challenging for at least three reasons. First, the state and action space grow exponentially with the number of controlled vehicles when using a centralized approach. Specifically, the combined action space of the system is, $|A| = |A_i|^{N_{AV}}$ where $|A_i|$ is the size of the action space of a single AV, and the size of the combined state space is $|S| = |S_i|^{N_{AV}}$ where $|S_i|$ is the size of the state space of a single AV. Second, while the centralized agent's most important actions are those that are near the merge point, the congestion-related rewards (Section 4.2.2) are calculated based on all vehicles in the network, most of which are more impacted by their own actions than by the centralized controller, so that the agent's reward is very noisy. Third, there is a large delay in rewards due to the delay in the effect of an AV action on the system's average speed and outflow. Therefore, in the I-696 scenario we use transfer reinforcement learning and a modular approach.

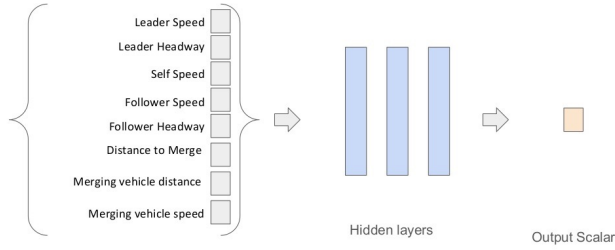


Figure 4: Distributed model, where each vehicle only has access to local observations. The local observation is passed through hidden layers, resulting in the final scalar output of the AV acceleration. This same policy is applied to every AV in the network, each with its own local observations.

4.3.1 Method. We create a window surrounding the junction so that the length of each road segment is comparable to a corresponding segment in a smaller network we trained on. We then take a policy that was trained in the small network, and apply it to the AVs inside the window, while outside of the window AVs act like human drivers. We refer to this approach as the *Zero-Shot Transfer* approach, and compare it to training from scratch within this same window, referred to here as *Train from scratch (Window)*.

4.3.2 State and Reward. The states and rewards employed in the modular approach are the same as in the centralized method.

4.4 Distributed Multiagent Driving Policy

In our distributed setting, autonomous agents share the same policy which is executed locally as Figure 4 shows. Each agent only has access to its local observations, and acts independently from other agents. In the training process, each agent receives its own reward, and the experiences of all agents are used to train the same policy.

4.4.1 State. In the distributed setting, AVs rely only on their own sensed information and lack the information of the entire network that the central policy has. To mitigate this lack of information, we include both the original state features for a single AV of the centralized method as well as several additional features which can be obtained using the AV’s sensors, including: distance from agent to the next merging point; the speed of the next merging vehicle and its distance to the merge junction. With this added information the state becomes:

$$S_{i,t} = \left[\frac{v_{i,t}}{V_{max}}, \frac{v_{i,t}^L}{V_{max}}, \frac{h_{i,t}^L}{h_{max}}, \frac{v_{i,t}^F}{V_{max}}, \frac{h_{i,t}^F}{h_{max}}, \frac{d_{next}}{d_{max}}, \frac{v_{merge}}{V_{max}}, \frac{d_{merge,next}}{d_{max}} \right] \quad (8)$$

where d measures the length along the predefined route in m , v denotes speed in m/s , h denotes headway in m , V_{max} is the max possible speed, d_{max} is a constant that evaluates the length from the network entry to the merging junction, and h_{max} is a constant representing the max possible headway. In particular, v_i , v_i^L , v_i^F denotes speed of the i th AV at time step t , its nearest leader’s speed, and its nearest follower’s speed respectively; h_i^L and h_i^F denote headway

between the i th AV and its leader, and the headway between the i th AV and its follower; d_{next} represents the distance between the i th AV and the next junction on its route, and $d_{merge,next}$ is the minimal distance of all vehicles on a different edges to the junction. Since the policy is shared among all agents in the traffic network, the number of AVs can vary among different environments, and the theoretical maximum value that i can take is the maximal number of vehicles allowed in the observed traffic network.

4.4.2 Reward. The reward design in the distributed setting is different from that in the centralized setting, since the agent only gets rewards while it is in the simulation. The Outflow reward is only affected by the AV’s actions after the AV had exited the simulation, so the agent does not get to observe its own rewards. The Average Speed reward does not encourage the agents to exit the simulation, since higher rewards (speeds) result in spending less time in the simulation and therefore lower cumulative rewards. As a result the agents may reduce their speed without incurring a substantial reduction in their return. A possible alternative is to penalize an agent for every time step it stays in the network (i.e. for agent i , the reward at time t would be $r_{i,t} = -0.1$). We refer to this as *selfish* reward. We found in preliminary experiments that if agents are only rewarded according to individual time-delay, their learned policy is inferior to a policy trained using a combination of selfish and collaborative reward in distributed shared policy training.

We use η_1 to denote the weighting of the individual time-delay penalty (selfish component), and η_2 to denote the weighting of the system average speed (collaborative component), where $\eta_1 + \eta_2 = 1$, $\eta_1 \geq 0$, $\eta_2 \geq 0$.

The effectiveness of mixing reward in this way is consistent with previous work on multiagent reward mixing [6]. Our preliminary experiments also show that a bonus for each agent upon leaving the traffic network helps, so the final reward used in our distributed approach is defined as:

$$r_{i,t} = (1 - \mathbf{1}_{done})(-\eta_1 + \eta_2 \times \frac{\sum_{j=1}^n v_j}{nV_{max}}) + \mathbf{1}_{done} \cdot Bonus \quad (9)$$

Where $\mathbf{1}_{done}$ is an indicator function that takes value 1 at the time the agent vehicle leaves the network, and 0 when the vehicle is still in the network. We perform sensitivity analysis on the values of coefficients of the reward function in Table 4

5 EMPIRICAL EVALUATION

In this section we describe the properties of the two types of road networks that we use in our empirical evaluation, the Simple Merge, and the I-696 highway. We also describe the characteristics of the two types of vehicles in the network, human driven vehicles, and AVs.

5.1 Traffic Scenario 1 - The Simple Merge

Our Simple Merge experiments are based on the Flow benchmark [24]. The road network consists of a main highway of length 600m before the merge and a merging lane of 200m. After merging, the vehicles still need to travel an additional 100m. The junction controller is a "priority" controller where both incoming edges have equal priority. This controller is the same as in previous benchmarks [24]. If two vehicles arrive at the junction at the same time with equal priority,

the one with the lower speed will yield to the vehicle with the higher speed. The main highway has an inflow of 2000 vehicles per hour consisting of 90% humans and 10% AVs. The merging lane has an inflow of 200 vehicles per hour, made up entirely of human drivers. This setup is compatible with real highway capacity levels of 2250 vehicles/hour/lane [12]. For both inflows, vehicles enter the traffic network according to the predefined inflow rate with some small stochastic variance in the arrival times. In the mixed autonomy traffic flow, the AVs are equally spaced among human vehicles. In the centralized policy the maximum number of controlled AVs, N_{AV} , is 5. In the distributed policy there is no limit on the number of controlled AVs.

5.2 Traffic Scenario 2 - The I-696 Merge

The I-696 network has the same shape as the real-world Interstate 696 highway in the US, which is a much larger network than the simple merge. In our experiments we simplified the I-696 network to have a single rather than multiple lanes, a main road, and a single merging road as highlighted in Figure 1. We refer to this part of the network as the I-696 Merge. The I-696 Merge is much longer than the Simple Merge, which makes it challenging for existing methods to learn effective driving policies. The highway length before the merge is 3131m, the merging edge length is 1878.56m, and after merging the vehicle still needs to travel 5077.7m. The defined traffic inflows are the same as in the Simple Merge.

5.3 Human-Driven Vehicles

In all scenarios, human-driven vehicles are modelled using an *Intelligent Driver Model* (IDM) [21] that tries to drive at a maximal speed while maintaining at least a 1-second gap from its leader.

5.4 Autonomous Vehicles (AV)

Autonomous vehicles are only included in the main highway inflow with a 10% penetration rate and equal spacing. There are at most 5 controlled AVs in centralized Simple Merge, 30 in the centralized I-696 Merge, and any number in the distributed Simple Merge.

5.5 Training Details

All experiments are trained with the same set of parameters using the Proximate Policy Optimization (PPO) algorithm [16]. Both tasks were trained in an episodic manner with a horizon of 2000 time steps of length 0.5 seconds. All results are obtained from SUMO 1.6.0 and Ray 1.0.1.^{1 2}

6 RESULTS

In all our experiments, for each configuration we execute three policy learning runs, select the learned policy with the highest return, and evaluate its performance in 100 simulations using a fixed set of 100 random seeds (which affect the arrival times of the vehicles entering the network). We report the mean values of

relevant metrics accompanied with their 95% confidence interval error bounds.³

6.1 Comparison of Reward Functions

Table 1 shows the results of training the centralized policy described in Section 4.2 in the Simple Merge scenario described in Section 5.1, using each of the three reward functions described in Section 4.2.2 (along with human driven traffic as a baseline).

All reward functions — the original Flow reward, the average-speed reward, and the outflow reward — result in improved average speed over the human baseline, where the average speed reward results in the highest average speed in the network. However, we see that this improvement comes at the cost of overall reduced network throughput, even when compared with the human baseline. The Average Speed reward produced network inflows and outflows that were significantly lower than the human baseline (an independent T-Test yields p-values < 0.001 for both metrics). By contrast, both the Flow reward function and the outflow reward function are able to increase all 3 metrics compared to the human baseline, however the Outflow reward function still outperforms the Flow reward in terms of outflow and inflow by a statistically significant margin. An independent T-Test yields p-values < 0.001 for both inflows and outflows.

6.2 Modular Transfer Learning

In this section we compare the performance of three RL approaches and human-driven traffic on the I-696 Merge scenario (Section 5.2):

- Zero-Shot Transfer approach (Section 4.3)
- Train from scratch (Window) approach (Section 4.3)
- Train from scratch ($N_{AV}=30$) approach — trained on the entire I-696 Merge with a maximal number of controlled AV, $N_{AV} = 30$, and applied to up to 30 AVs in I-696 Merge.

All three approaches were trained using two reward functions: the Flow reward, and the Outflow reward. Table 2 demonstrates that the Zero-Shot Transfer approach integrated with the outflow reward produces the best outflow results: significantly better than human performance. The next best approach is the Train From Scratch in a window approach, in combination with the Outflow reward. However the difference between these top two approaches is not statistically significant with p-value=0.141 in an independent T-Test. The top two approaches also have better average speed than the human baseline and comparable inflows. The Train from scratch ($N_{AV}=30$) approach performs worse than the human baseline under both reward functions, as it was unable to address the three challenges described in Section 4.3. The original Flow reward never beats the human baseline in terms of outflows, in any of the training approaches.

Note that outflows in I-696 are approximately half of those in Simple Merge due to the length of I-696, since vehicles take a long time to reach the end of the simulated highway. Since the simulation on I-696 is much slower than on Simple Merge, training on I-696 takes approximately 5 times longer for the same number of iterations than training on Simple Merge.

¹More details on the training hyper-parameters and MDP parameters are provided in the appendix of the full version here: <https://www.cs.utexas.edu/~aim/papers/AAMAS2021.pdf>

²Our code base is publicly available here: <https://github.com/cuijiayun/MITC-Project>

³Videos can be found here: <https://www.cs.utexas.edu/~aim/flow.html>

Table 1: Statistics of Reward Functions on Simple Merge

Reward	Average Outflow (vehs/hr)	Average Inflow (vehs/hr)	Average Speed (m/s)
Human	1558.12±2.99	1725.48±2.89	7.27± 0.15
Original Flow Reward	1724.55±6.98	1769.36±6.60	18.95±0.19
Average Speed Reward	1379.45±2.99	1408.46±3.28	19.34±0.02
Outflow Reward	1804.21±7.17	1864.55±7.24	16.21±0.08

Table 2: Transferring a policy from Simple Merge to I-696 Merge

Experiment	Reward	Average Outflow(vehs/hr)	Average Inflow(vehs/hr)	Average Speed (m/s)
Human	None	936.90±5.96	2184.91±0.29	16.27±0.12
Train From Scratch ($N_{AV}=30$)	Outflow	366.98±1.91	561.60±3.12	19.57±0.27
	Flow reward	638.06±10.99	1165.06±10.22	14.95±0.12
Train From Scratch (Window)	Outflow	1012.64±9.23	2178.76±2.81	16.99±0.13
	Flow reward	923.29±5.79	2181.17±1.92	15.98±0.10
Zero-Shot Transfer (Window)	Outflow	1017.32±10.49	2170.55±4.61	17.05±0.16
	Flow reward	928.00±6.06	2181.53±1.67	16.09± 0.11

6.3 Distributed Setting

In this section we perform feature selection on the distributed approach’s state representation, and conduct sensitivity analysis on the hyper-parameters of the distributed reward function.

6.3.1 Distributed State Feature Augmentation. The centralized agent receives local observations sent from all autonomous vehicles, which can provide indirect information indicating the traffic situation at different locations over the network. For example, the speed of first AV may represent the congestion level ahead of the second AV, so the second AV can adjust its behavior according to this. In our distributed setting, however, no information is communicated between AVs, so the agents have to make decisions solely based on local information.

One intuition is that AVs can make better decisions if they are provided with system-level information. The following environmental information is hypothesized to be useful for the distributed agents to learn a policy that can improve traffic efficiency. For simplicity, we will use the abbreviations in parentheses for each feature for future reference.

- (1) Average speed of vehicles between the AV and the next junction (Congestion)
- (2) Distance from the AV to the next junction (Dist)
- (3) Distance from the first vehicle that is going to merge to the junction and the speed of this merging vehicle (MergeInfo)

We show in Table 3 that if the agents totally rely on the speed and headway information of itself, its leader, and its follower without any extra information (referred to as “No Augmentation”), they can achieve slightly better results than the human baseline, but additional state information further improves the performance. The experiments were conducted using a “0.1-Collaborative reward” (the reward defined in Equation 9 with $\eta_1 = 0.9$, $\eta_2 = 0.1$) and a bonus for completion ($r_{i,done} = +20$). We noticed that when including the congestion feature, the learning process became less stable, with average return decreasing later in the training process. We conjecture that this happens because the observed values of

this feature are highly dependent on the AVs’ current policy. For instance, during early training, the agents may experience mainly high congestion values, while once the policy improves, it sees mainly low congestion values. Therefore including this feature adds an additional non-stationary element to the learning process. Table 3 shows how state augmentation affects the training process. The model with the full set of state features (Dist, MergeInfo, and Congestion) performed the best.

6.3.2 Distributed Reward - Parameter tuning. Next, we compare the resulting performance when learning policies with the distributed reward defined in Equation 9, parameterized with different values of η_1 (selfish), η_2 (collaborative) and *Bonus* (completion).

In Table 4 we can see that when the reward is purely collaborative ($\eta_1 = 0$, $\eta_2 = 1,+0$), it does not encourage agents to leave the system, since the outflow of 271.44 is about 17% of the human baseline outflow. In fact, the longer an agent stays in the system, the more reward it can get at the early training stage. As a result, the policy optimization can become trapped at a local optimum. Visualization of the resulting policy shows that at some point an AV stops and lets the merging vehicles travel at full speed so as to gain more speed-based reward.

We see that by either moving to a fully selfish reward, or adding an exit bonus reward $r_{i,done} = 20$ when the i th agent has exited the simulation, the outflow improves by about 12% compared with the human baseline (an outflow of 1749.78 or 1744.96), and by using both fully selfish reward and the exit bonus the outflow improves by additional 1.5% (an outflow of 1771.74). An additional improvement of 1.3% – 1.6% is achieved by mixing a small fraction of global reward with a large fraction of selfish reward, as well as an exit bonus (an outflow of 1791.07 and 1796.76 for the 0.2- and 0.1-collaborative policies). We note, however, that due to the high variance in performance during training, the RL policies didn’t always achieve these results during the training process. Generally, when the collaboration weight η_2 is less than 0.5 and there is an exit bonus, the trained policies can all increase the average speed and

Table 3: Statistics of Evaluation of Distributed Method Using Different Features

Augmentation	Episodic Return	Average Outflow(vehs/hr)	Average Inflow(vehs/hr)	Average Speed (m/s)
Human	Not Applicable	1558.12±2.99	1725.48±2.89	7.27± 0.15
No Augmentation	458.09±9.65	1610.68±10.56	1658.45±10.64	16.02±0.17
Full Augmentation	476.81±14.47	1791.07±6.60	1850.72±6.76	15.91±0.05
Dist	447.64±13.26	1663.49±10.95	1725.55±9.94	14.57±0.31
Dist+MergeInfo	444.95±13.33	1674.72±9.72	1741.90±7.76	14.40±0.22
MergeInfo	434.43±8.21	1600.67±9.28	1657.01±9.34	15.04±0.14
Congestion+MergeInfo	456.05±13.18	1666.55±14.97	1726.24±14.99	14.92±0.22
Congestion+Dist	425.87±4.17	1686.24±6.49	1755.50±7.39	13.53±0.06

Table 4: Comparison of different reward function parameters of the Distributed Method on Simple Merge

$\eta_1, \eta_2, r_{i,done}$	Average Outflow (vehs/hr)	Average Inflow (vehs/hr)	Average Speed (m/s)
Human	1558.12±2.99	1725.48±2.89	7.27± 0.15
$\eta_1 = 1, \eta_2 = 0, +0$	1749.78±7.78	1807.99±7.93	16.01±0.06
$\eta_1 = 1, \eta_2 = 0, +20$	1771.74±5.63	1831.75±5.98	15.91±0.04
$\eta_1 = 0.9, \eta_2 = 0.1, +20$	1791.07±6.60	1850.72±6.76	15.91±0.05
$\eta_1 = 0.9, \eta_2 = 0.1, +0$	1622.34±6.74	1685.02±6.86	13.99±0.06
$\eta_1 = 0.8, \eta_2 = 0.2, +20$	1796.76±6.78	1856.70±7.07	16.03±0.05
$\eta_1 = 0.7, \eta_2 = 0.3, +20$	1740.64±5.14	1801.58±5.30	15.38±0.04
$\eta_1 = 0.5, \eta_2 = 0.5, +20$	1750.46±6.51	1809.83±6.72	15.59±0.23
$\eta_1 = 0, \eta_2 = 1, +20$	1744.96±6.69	1808.28±7.07	13.11±1.09
$\eta_1 = 0, \eta_2 = 1, +0$	271.44±6.29	566.64±3.96	1.54±0.02

outflow with respect to the human baseline, without significantly lowering the inflow.

The distributed policy outperforms the human baseline, but achieves slightly lower outflows than the centralized one. The difference between the top performing distributed policy and the centralized one is not statistically significant.

7 CONCLUSION AND FUTURE WORK

In this work we investigate reinforcement learning for traffic control in open networks. We show that the previously used metric of average speed is an insufficient measurement for open network traffic efficiency, since simulated inflows can be manipulated by the agents to achieve higher average speed. To address this deficiency, we propose the outflows of the network as a more reliable metric for evaluating traffic efficiency in open networks. We further show that by using the outflows as a reward function, our RL algorithm can generate a driving policy which is superior to a policy generated by the state-of-the-art reward function in terms of both outflows, and average speed in a small open network.

After showing that existing methods cannot improve traffic efficiency in a large, realistic, open network (highway I-696 in Michigan, USA), we developed a modular transfer learning approach that applies the policy learned in a small network to a window surrounding a junction in the large network. Our results indicate that the modular approach achieves better outflows than both human-driven traffic, and a policy trained from scratch on the full network. On top of the improved traffic efficiency, a key advantage of the transfer learning approach is that it requires much less training

time than a policy trained on the entire network, achieving an 80% training time reduction in our setup.

Finally, we show for the first time that a distributed multiagent RL policy can improve traffic efficiency in a small open network, while relying on local knowledge sensed by the vehicles' internal sensors. This setting is more realistic than the centralized approach which relies on the combined information sensed by all the AVs.

An interesting avenue for expanding this research in future work is to try scaling the modular approach to more than one window. Similarly, another interesting direction is to try scaling the distributed approach to larger, more realistic scenarios.

8 ACKNOWLEDGMENTS

This work has taken place in the Learning Agents Research Group (LARG) at UT Austin. LARG research is supported in part by NSF (CPS-1739964, IIS-1724157, NRI-1925082), ONR (N00014-18-2243), FLI (RFP2-000), ARO (W911NF-19-2-0333), DARPA, Lockheed Martin, GM, and Bosch. Peter Stone serves as the Executive Director of Sony AI America and receives financial compensation for this work. The terms of this arrangement have been reviewed and approved by the University of Texas at Austin in accordance with its policy on objectivity in research.

REFERENCES

- [1] Greg Brockman, Vicki Cheung, Ludwig Pettersson, Jonas Schneider, John Schulman, Jie Tang, and Wojciech Zaremba. 2016. OpenAI Gym. arXiv:arXiv:1606.01540
- [2] Anthony Downs. 2000. *Stuck in traffic: Coping with peak-hour traffic congestion*. Brookings Institution Press.
- [3] Kurt Dresner. 2008. AIM: autonomous intersection management. 1732–1733. <https://doi.org/10.1145/1402782.1402787>

- [4] Kurt Dresner and Peter Stone. 2004. Multiagent traffic management: A reservation-based intersection control mechanism. In *Proceedings of the Third International Joint Conference on Autonomous Agents and Multiagent Systems-Volume 2*. 530–537.
- [5] Yan Duan, Xi Chen, Rein Houthoofd, John Schulman, and Pieter Abbeel. 2016. Benchmarking deep reinforcement learning for continuous control. In *International Conference on Machine Learning*. 1329–1338.
- [6] Ishan Durugkar, Elad Liebman, and Peter Stone. 2020. Balancing Individual Preferences and Shared Objectives in Multiagent Reinforcement Learning. In *Proceedings of the 29th International Joint Conference on Artificial Intelligence (IJCAI 2020)*.
- [7] Amr Ibrahim, Mladen Čičić, Dip Goswami, Twan Basten, and Karl Henrik Johansson. 2019. Control of platooned vehicles in presence of traffic shock waves. In *2019 IEEE Intelligent Transportation Systems Conference (ITSC)*. IEEE, 1727–1734.
- [8] Kathy Jang, Eugene Vinitzky, Behdad Chalaki, Ben Remer, Logan Beaver, Andreas A Malikopoulos, and Alexandre Bayen. 2019. Simulation to scaled city: zero-shot policy transfer for traffic control via autonomous vehicles. In *Proceedings of the 10th ACM/IEEE International Conference on Cyber-Physical Systems*. 291–300.
- [9] Nishant Kheterpal, Kanaad Parvate, Cathy Wu, Aboudy Kreidieh, Eugene Vinitzky, and Alexandre Bayen. 2018. Flow: Deep reinforcement learning for control in sumo. *EPIC Series in Engineering* 2 (2018), 134–151.
- [10] Daniel Krajzewicz, Jakob Erdmann, Michael Behrisch, and Laura Bieker. 2012. Recent development and applications of SUMO-Simulation of Urban MObility. *International journal on advances in systems and measurements* 5, 3&4 (2012).
- [11] Abdul Rahman Kreidieh, Cathy Wu, and Alexandre M Bayen. 2018. Dissipating stop-and-go waves in closed and open networks via deep reinforcement learning. In *2018 21st International Conference on Intelligent Transportation Systems (ITSC)*. IEEE, 1475–1480.
- [12] Julian Laufer. 2007. Freeway capacity, saturation flow and the car following behavioural algorithm of the VISSIM microsimulation software. In *30th Australasian Transport Research Forum*, Vol. 25.
- [13] H. Maske, T. Chu, and U. Kalabić. 2019. Large-scale traffic control using autonomous vehicles and decentralized deep reinforcement learning. In *2019 IEEE Intelligent Transportation Systems Conference (ITSC)*. 3816–3821.
- [14] OpenStreetMap contributors. 2017. Planet dump retrieved from <https://planet.osm.org>. <https://www.openstreetmap.org>.
- [15] Martin L Puterman. 2014. *Markov decision processes: discrete stochastic dynamic programming*. John Wiley & Sons.
- [16] John Schulman, Filip Wolski, Prafulla Dhariwal, Alec Radford, and Oleg Klimov. 2017. Proximal Policy Optimization Algorithms. *CoRR* abs/1707.06347 (2017). arXiv:1707.06347 <http://arxiv.org/abs/1707.06347>
- [17] Raphael E Stern, Shumo Cui, Maria Laura Delle Monache, Rahul Bhadani, Matt Bunting, Miles Churchill, Nathaniel Hamilton, Hannah Pohlmann, Fangyu Wu, Benedetto Piccoli, et al. 2018. Dissipation of stop-and-go waves via control of autonomous vehicles: Field experiments. *Transportation Research Part C: Emerging Technologies* 89 (2018), 205–221.
- [18] Yuki Sugiyama, Minoru Fukui, Macoto Kikuchi, Katsuya Hasebe, Akihiro Nakayama, Katsuhiko Nishinari, Shin ichi Tadaki, and Satoshi Yukawa. 2008. Traffic jams without bottlenecks—experimental evidence for the physical mechanism of the formation of a jam. *New Journal of Physics* 10, 3 (mar 2008), 033001. <https://doi.org/10.1088/1367-2630/10/3/033001>
- [19] Richard S Sutton and Andrew G Barto. 2018. *Reinforcement learning: An introduction*. MIT press.
- [20] Matthew E Taylor and Peter Stone. 2009. Transfer learning for reinforcement learning domains: A survey. *Journal of Machine Learning Research* 10, 7 (2009).
- [21] Martin Treiber, Ansgar Hennecke, and Dirk Helbing. 2000. Congested traffic states in empirical observations and microscopic simulations. *Physical review E* 62, 2 (2000), 1805.
- [22] M. Treiber and A. Kesting. 2012. *Traffic Flow Dynamics: Data, Models and Simulation*.
- [23] Martin Treiber and Arne Kesting. 2017. The intelligent driver model with stochasticity—new insights into traffic flow oscillations. *Transportation research procedia* 23 (2017), 174–187.
- [24] Eugene Vinitzky, Aboudy Kreidieh, Luc Le Flem, Nishant Kheterpal, Kathy Jang, Cathy Wu, Fangyu Wu, Richard Liaw, Eric Liang, and Alexandre M Bayen. 2018. Benchmarks for reinforcement learning in mixed-autonomy traffic. In *Conference on Robot Learning*. 399–409.
- [25] C. Wu, A. M. Bayen, and A. Mehta. 2018. Stabilizing Traffic with Autonomous Vehicles. In *2018 IEEE International Conference on Robotics and Automation (ICRA)*. 6012–6018.
- [26] Cathy Wu, Aboudy Kreidieh, Kanaad Parvate, Eugene Vinitzky, and Alexandre M Bayen. 2017. Flow: Architecture and benchmarking for reinforcement learning in traffic control. *arXiv preprint arXiv:1710.05465* (2017), 10.
- [27] Hyejin Youn, Michael T Gastner, and Hawoong Jeong. 2008. Price of anarchy in transportation networks: efficiency and optimality control. *Physical review letters* 101, 12 (2008), 128701.