

SKI-TIME or SUN-TIME...



it's fun



... when you go Southern Pacific!

Reno Ski-Bowl:

The "Biggest Little City in the World" now boasts the West's newest and finest ski facility—the *Reno Ski-Bowl*. Ski-runs up to 7½ miles long, 9500 feet of ski lifts, north, east, south, and west exposures—ideal snow conditions for every type of skier. Southern Pacific's Overland Route streamliners, the *CITY OF SAN FRANCISCO*, and *OVERLAND*, not only serve Reno directly, but the entire High-Sierra ski-country as well. For fine skiing, luxurious hotels and world-famous entertainment, Reno is the place to go.

Southern Arizona:

What does Winter in the Southwest mean? *Sunshine*, warm, shirt-sleeved days where January turns to June. Southern Arizona, California and the Southwest offer luxurious desert resorts and guest ranches, and a variety of summer-to-winter recreations: swimming, horseback riding, moonlight barbecues, dancing under the stars, and just plain sun-baked relaxation. And for fast, direct service choose Southern Pacific's *GOLDEN STATE* or *SUNSET LIMITED* streamliners, running between Chicago and Los Angeles, and New Orleans and Los Angeles, respectively.



AMERICA'S MOST MODERN TRAINS

Your Friendly Railroad



The 100,000 men and women of Southern Pacific and Affiliated Companies, the West's greatest railroad, extend a friendly invitation to see twice as much on your trip across America. . . . Southern Pacific is the only railroad offering you a choice of Four Scenic Routes for transcontinental travel: Sunset Route (New Orleans-Los Angeles-San Francisco), Golden State Route (Chicago-Los Angeles), Overland Route (Chicago-San Francisco) and Shasta Route (San Francisco-Portland). By going on one of these routes and returning on another S.P. route, you see twice as much for not 1 cent extra rail fare (in most cases).

Suggestions for Reading Your Time Table

Find the station in which you are interested, in the alphabetically arranged station index (pages 3, 4, 5) and turn to the table or tables indicated. Numbers shown refer to table numbers and not page numbers.

All trains operate daily except where otherwise indicated. Time from 12:01 midnight to 12:00 noon (A.M. time) is shown in light faced figures; time from 12:01 noon to 12:00 midnight (P.M. time) is shown in dark faced figures.

Note carefully any symbols in the schedule columns and their explanation in the reference notes on each page; they indicate exceptions. Numbers following station names in certain time tables refer

to other tables showing connecting service. In time tables where stations are in middle column, with time on both sides, read the figures down on the left and up on the right.

Condensed schedules are of assistance in planning local and extended trips on the Southern Pacific and connecting lines. A statement of accommodations provided, such as sleeping cars, diners, chair cars and coaches, etc., of through trains is shown in connection with condensed tables.

If further information is desired, any Southern Pacific Agent or representative will be glad to assist you.

All schedules are subject to change without notice.

GENERAL INDEX

TRAIN NAME INDEX

★-INDICATES STREAMLINER

Name	Train Numbers	Page
Acadian	3, 4	10, 13, 15
Argonaut	5, 6	6, 7, 10, 11, 12, 13
★ Cascade	11, 12	26, 27, 28, 29
★ City of San Francisco	101, 102	18, 19, 20, 22
★ Coast Daylight	98, 99	31, 32
★ Daylight, Coast	98, 99	31, 32
★ Daylight, Sacramento	53, 54	34, 35
★ Daylight, San Joaquin	51, 52	34, 35
★ Daylight, Shasta	9, 10	26, 27, 28, 29
Del Monte	77, 78	31, 32
El Dorado	247, 248	37
Gold Coast	23, 24	18, 19, 20, 22
★ Golden State	3, 4	8, 9, 10, 11, 12, 13
Governor	229, 243	37
★ Hustler	15, 16	15, 16
Imperial	39, 40	8, 9, 10, 11, 12, 13
Klamath	19, 20	26, 27, 28, 29
★ Lark	75, 76	31, 32
★ Oakland Lark	73, 74	31, 32
★ Overland, San Francisco	27, 28	18, 19, 20, 22
★ Owl (San Francisco-Los Angeles)	57, 58	34, 35, 36
Owl (Houston-Dallas)	17, 18	15
Passenger	43, 44	8, 9, 10, 11, 12, 13
Rogue River	329, 330	26, 27, 28, 29
★ Sacramento Daylight	53, 54	34, 35
★ San Francisco Overland	27, 28	18, 19, 20, 22
★ San Joaquin Daylight	51, 52	34, 35
Senator	223, 224	37
★ Shasta Daylight	9, 10	26, 27, 28, 29
Sierra	241, 245	37
★ Starlight (Coast)	94, 95	31, 32
Statesman	244, 246	37
★ Sunbeam	13, 14	15
★ Sunset Limited	1, 2	6, 7, 10, 11, 12, 13
West Coast	59, 60	34, 35

CONDENSED THROUGH TRAIN SCHEDULES

	Page
SUNSET ROUTE—New Orleans, Houston, San Antonio, St. Louis, El Paso, Los Angeles, San Francisco	6, 7
SUNSET ROUTE—Miscellaneous Condensed	15, 16, 17
Los Angeles, Phoenix, El Paso, Mexico City	16
New Orleans, Houston, San Antonio, Mexico City	16
GOLDEN STATE ROUTE—New York, Chicago, St. Louis, Kansas City, El Paso, Los Angeles	8, 9, 22, 23
OVERLAND ROUTE—New York, Chicago, Omaha, St. Louis, Kansas City, Ogden, Reno, Sacramento, San Francisco	18, 19, 22, 23
SHASTA ROUTE—Seattle, Tacoma, Portland, Sacramento, San Francisco, Los Angeles	26, 27

DETAILED THROUGH TRAIN SCHEDULES

	Page
SUNSET ROUTE Westbound—New Orleans, Houston, San Antonio, El Paso, Tucson, Phoenix, Los Angeles, San Francisco	10, 11
SUNSET ROUTE Eastbound—San Francisco, Los Angeles, Phoenix, Tucson, El Paso, San Antonio, Houston, New Orleans	12, 13
GOLDEN STATE ROUTE Westbound—Chicago, El Paso, Tucson, Phoenix, Los Angeles	10, 11
GOLDEN STATE ROUTE Eastbound—Los Angeles, Phoenix, Tucson, El Paso, Chicago	12, 13
OVERLAND ROUTE—Ogden, Reno, Truckee, Sacramento, San Francisco	20, 21
SHASTA ROUTE—Portland, Eugene, Klamath Falls, Medford, Redding, Marysville, Sacramento, San Francisco	28, 29
COAST LINE—Los Angeles, Santa Barbara, Del Monte, Monterey, Santa Cruz, San Jose, San Francisco	31, 32, 33
SAN JOAQUIN VALLEY LINE (Yosemite Park Route)—Los Angeles, Bakersfield, Fresno, Stockton, Sacramento, San Francisco	34, 35, 36

DETAILED LOCAL TRAIN SCHEDULES

	Page
ARIZONA LINES	11, 12, 14
CALIFORNIA LINES—	
“ San Francisco, Sacramento	37
“ Crockett, Calistoga, Santa Rosa	30
“ San Francisco, Palo Alto, San Jose	38, 39
“ San Francisco, Los Gatos, Santa Cruz	33
“ San Francisco, Del Monte, Monterey, Pacific Grove	31
LOUISIANA AND TEXAS LINES	10, 13, 15, 16, 17
MEXICO LINES	17
NEVADA LINES	20, 21
NEW MEXICO LINES	10, 11, 12, 13, 14
OREGON LINES	28, 29, 30
UTAH LINES	20, 21
NORTHWESTERN PACIFIC RAILROAD	40
REDWOOD EMPIRE	40
METROPOLITAN COACH LINES (Los Angeles and Suburbs)	41
COTTON BELT ROUTE	17

MISCELLANEOUS

	Page
Southern Pacific Traffic Officers and Agents	46, 47
Southern Pacific City Ticket Offices	45
General Offices—Southern Pacific Lines	46
Map of the United States	24, 25
Station Index	3, 4, 5
General Information	42
Carlsbad Caverns National Park	14
Railroad Fares	43
Pullman Fares	44, 45
Parlor Car Seat Fares	44
Special Service Charge—Coach Seats	44



MILES OF ROAD OPERATED IN 1952
Southern Pacific and Affiliated Companies
Miles of Road Operated 15,055

STATION INDEX

★—INDICATES RAIL-AUTO SERVICE AVAILABLE AT THESE POINTS

Table No.	Table No.	Table No.	Table No.	Table No.	Table No.
A	B	C	D	E	F
Abilene, Tex. 42	Baker, Ore. 84	Cabazon, Cal. 9	Chico, Cal. 76, 77, 79, 80	Dalhart, Tex. 3, 4, 7, 18, 73	Fairbanks, Tex. 38
Afton, N. M. 8, 15	Bakersfield, Cal. 95, 96, 111, 112, 134	Cade, La. 5, 17	Chihuahua, Mex. 40	Dallas, Tex. ★ 1, 2, 37, 38, 42, 45, 50	Fallon, Nev. 64, 68
Agnew, Cal. 101	Baldwin, La. 5, 17	Caldwell, Ida. 69	Chilouquin, Ore. 78, 81	Danville, Ill. 75	Fall River Mills, Cal. 57
Agua Caliente, Mex. 19	Baldwin Park, Cal. 132	Calixico, Cal. 3, 4, 9, 14, 73	Chowchilla, Cal. 111, 112	Danville, Va. 1, 2	Famoso, Cal. 111, 112
Agua Caliente Springs, Ariz. (Hyder) 8, 15	Baltimore, Md. 1, 2, 74, 75	Caliente, Cal. 111, 112	Chualar, Cal. 95, 96	Darling, Tex. 5, 12	Fernbridge, Cal. 127
Agua Prieta, Mex. 30	Bandon, Ore. 129	California Ave., Cal. 98, 100, 125, 126	Churchill, Nev. 64	Davenport, Cal. 105	Fernley, Nev. 62, 63
Agua Caliente Springs, Ariz. (Hyder) 8, 15	Bangou, Nev. 64	Calipatria, Cal. 9, 14	Cincinnati, Ohio 1, 2, 41, 75	Davis, Cal. 76, 77, 79, 80	Ferris, Tex. 38
Agua Prieta, Mex. 30	Banning, Cal. 9, 14, 26	Calistoga, Cal. 91	Cisco, Cal. 62, 63	Overland Route. 62, 63	Finlay, Tex. 6, 16
Agua Caliente Springs, Ariz. (Hyder) 8, 15	Barlow, Ore. 78, 81	Calva, Ariz. 23	Cisco, Tex. 42	Shasta Route. 79, 80, 91	Firebaugh, Cal. 114
Agua Caliente Springs, Ariz. (Hyder) 8, 15	Bassett, Cal. 9, 14	Calvert, Tex. 38	Ciudad Juarez, Mex. 40	San Joaquin Valley. 109, 111, 112	Flatonia, Tex. 5, 17
Agua Caliente Springs, Ariz. (Hyder) 8, 15	Battle Creek, Mich. 75	Camarillo, Cal. 95, 96	Clackamas, Ore. 78, 81	Local. 109, 111, 112	Floriston, Cal. 62, 63
Alameda, Cal., reached locally from Oakland, Cal. Alamogordo, N. M. 7, 18, 29, 36	Battle Mountain, Nev. 62, 63	Camden, Ark. 50	Claremont, Cal. 132	Local. 109, 111, 112	Folsom, Cal. 65
Alazon, Nev. 62, 63	Bayou Sale, La. 5, 17	Camp Marwedel, Cal. 130	Clarendon, Ark. 50	Local. 109, 111, 112	Fontana, Cal. 132
Albany, N. Y. 74	Baysshore, Cal. 125, 126	Campstone, Ariz. 25	Cleveland, Ohio 74, 75	Local. 109, 111, 112	Fordyce, Ark. 50
Alberpoint, Cal. 127	Beaumont, Cal. 9, 14	Canby, Cal. 67	Cleveland, Tex. 43	Local. 109, 111, 112	Fortuna, Cal. 127
Algodones, Mex. 19	Beaumont, Tex. 5, 17, 37, 56	Canby, Ore. 78, 81	Clifton, Ariz. 22	Local. 109, 111, 112	Fort Worth, Tex. 75
Algoona, Ore. 78, 81	Bellflower, Cal. 133	Canoga Park, Cal. 134	Cline, Tex. 6, 16	Local. 109, 111, 112	Fort Wayne, Ind. 74, 75
Alhambra, Cal. 1, 2, 3, 4, 9, 14, 73, 131, 132	Bellingham, Wash. 83	Capitola, Cal. 104	Clint, Tex. 6, 16	Local. 109, 111, 112	Fort Worth, Tex. 75
Aллеyton, Tex. 137	Belmont, Cal. 125, 126	Carlin, Nev. 62, 63	Clipper Gap, Cal. 62, 63	Local. 109, 111, 112	Fowler, Cal. 111, 112
Alma, Tex. 38	Belmont Shore, Cal. 133	Carlsbad, N. M. 33	Cloverdale, Cal. 127	Local. 109, 111, 112	Franklin, La. 5, 17
Alpine, Tex. 6, 16, 57	Benchley, Tex. 38	Carlsbad Caverns, N. M. Carmel, Cal. ★ 102	Goachella, Cal. 9, 14	Local. 109, 111, 112	French, N. M. 27
Alta, Cal. 62, 63	Bend, Ore. 85	Carpinteria, Cal. 95, 96	Cobre, Nev. 62, 63	Local. 109, 111, 112	Fresno, Cal. ★
Alton, Ill. 75	Benicia, Cal. 110	Carrizosa, N. M. 7, 18	Cochise, Ariz. 8, 15	Local. 109, 111, 112	Sunset Route. 11, 13
Altoona, Pa. 74	Benson, Ariz. 3, 4, 8, 15, 24, 73	Carson City, Nev. 70	Colfax, Cal. 62, 63, 71	Local. 109, 111, 112	Golden State Route. 11, 13
Alturas, Cal. 67, 85	Beowawe, Nev. 62, 63	Carthay Center, Cal. 134	College Park, Cal. 125, 126	Local. 109, 111, 112	Overland Route. 62, 63
Alvino, Tex. 101	Berkeley, Cal. ★ Overland Route. 60, 61, 62, 63	Casa Grande, Ariz. 8, 15	College Station, Tex. 38	Local. 109, 111, 112	Shasta Route. 76, 77, 79, 80
Amarillo, Tex. ★ 7, 18	Shasta Route. 76, 77, 79, 80	Cascade Summit, Ore. 78, 81	Colorado Springs, Colo. Colton, Cal. 1, 2, 9, 14, 131	Local. 109, 111, 112	San Joaquin Valley. 108, 111, 112, 114, 115, 119
Anacacho, Tex. 6, 16	San Joaquin Valley. 108, 111, 112, 114, 115, 119	Casualia, Cal. 95, 96	Colusa, Cal. 79, 80, 86	Local. 109, 111, 112	Overland Route. 76, 77, 79, 80
Anaheim, Cal. 133	Sacramento. 123, 124	Castella, Cal. 79, 80	Compton, Cal. 133	Local. 109, 111, 112	San Joaquin Valley. 108, 109, 111, 112, 113, 114, 115, 116, 119, 120
Anapra, N. M. 15	Berwick, La. 5, 17	Castroville, Cal. 93, 95, 96	Concepcion, Cal. 95, 96	Local. 109, 111, 112	San Joaquin Valley. 108, 109, 111, 112, 113, 114, 115, 116, 119, 120
Ancho, N. M. 7, 18	Beverly Hills, Cal. 134	Catalina Island, Cal. 133	Converse, Tex. 5, 17	Local. 109, 111, 112	San Joaquin Valley. 108, 109, 111, 112, 113, 114, 115, 116, 119, 120
Anderson, Cal. 79, 80	Bieber, Cal. 67	Centralia, Wash. 82	Coolidge, Ariz. 8, 15	Local. 109, 111, 112	San Joaquin Valley. 108, 109, 111, 112, 113, 114, 115, 116, 119, 120
Angus, Tex. 38	Big Bend National Park, Tex. 57	Central Pt., Ore. 78, 81	Coos Bay, Ore. 76, 77, 78, 81, 129	Local. 109, 111, 112	San Joaquin Valley. 108, 109, 111, 112, 113, 114, 115, 116, 119, 120
Animas, N. M. 8, 15	Big Bend National Park, Tex. 57	Central Valley, Cal. 79, 80	Coos Jct., Ore. 88	Local. 109, 111, 112	San Joaquin Valley. 108, 109, 111, 112, 113, 114, 115, 116, 119, 120
Ann Arbor, Mich. 75	Big Spring, Tex. 42	Ceres, Cal. 111, 112	Coquille, Ore. 88, 129	Local. 109, 111, 112	San Joaquin Valley. 108, 109, 111, 112, 113, 114, 115, 116, 119, 120
Antioch, Cal. 111, 112	Binghamton, N. Y. 75	Chandler, Ariz. 1, 2, 8, 15	Corning, Cal. 79, 80	Local. 109, 111, 112	San Joaquin Valley. 108, 109, 111, 112, 113, 114, 115, 116, 119, 120
Apache Trail, Ariz. 35	Birmingham, Ala. 1, 2, 41	Chatsworth, Cal. 95, 96	Corona, N. M. 7, 18	Local. 109, 111, 112	San Joaquin Valley. 108, 109, 111, 112, 113, 114, 115, 116, 119, 120
Appleby, Tex. 43	Bisbee, Ariz. 1, 2, 3, 4, 8, 15, 28, 73	Chattanooga, Tenn. 1, 2, 41	Corral, Mex. 58	Local. 109, 111, 112	San Joaquin Valley. 108, 109, 111, 112, 113, 114, 115, 116, 119, 120
Aptos, Cal. 104	Bisbee Jct., Ariz. 1, 2, 3, 4, 8, 15, 28, 73	Chehalis, Wash. 82	Corpus Christi, Tex. ★ 53	Local. 109, 111, 112	San Joaquin Valley. 108, 109, 111, 112, 113, 114, 115, 116, 119, 120
Arbuckle, Cal. 79, 80	Black Butte, Cal. 78, 79, 80, 81	Chemawa, Ore. 78, 81	Corrigan, Tex. 43	Local. 109, 111, 112	San Joaquin Valley. 108, 109, 111, 112, 113, 114, 115, 116, 119, 120
Arcadia, Cal. 132	Bloomington, Cal. 9, 14	Chemult, Ore. 78, 81	Corsicana, Tex. 38	Local. 109, 111, 112	San Joaquin Valley. 108, 109, 111, 112, 113, 114, 115, 116, 119, 120
Arcaata, Cal. 128	Bloomington, Ill. 75	Cheyenne, Wyo. 60, 61, 72	Corvallis, Ore. 78, 81	Local. 109, 111, 112	San Joaquin Valley. 108, 109, 111, 112, 113, 114, 115, 116, 119, 120
Arlight, Cal. 95, 96	Blue Canon, Cal. 62, 63	Chicago, Ill. 1, 2, 41, 45	Cottage Grove, Ore. 78, 81	Local. 109, 111, 112	San Joaquin Valley. 108, 109, 111, 112, 113, 114, 115, 116, 119, 120
Arlington, Cal. 131	Boeuf, La. 5, 17	Sunset Route. 1, 2, 41, 45	Courtney, Tex. 38	Local. 109, 111, 112	San Joaquin Valley. 108, 109, 111, 112, 113, 114, 115, 116, 119, 120
Armstead, Ida. 66	Boise, Ida. 66, 69	Golden State Route. 3, 4, 7, 18, 73	Covina, Cal. 132	Local. 109, 111, 112	San Joaquin Valley. 108, 109, 111, 112, 113, 114, 115, 116, 119, 120
Artois, Cal. 79, 80	Boston, Mass. 74	Overland Route. 60, 61, 62, 63, 72, 75	Crater Lake, Ore. 87	Local. 109, 111, 112	San Joaquin Valley. 108, 109, 111, 112, 113, 114, 115, 116, 119, 120
Ashland, Ore. 76, 77, 78, 81, 85	Butte, La. 5, 17	Overland Route. 60, 61, 62, 63, 72, 75	Crescent City, Cal. 128, 129	Local. 109, 111, 112	San Joaquin Valley. 108, 109, 111, 112, 113, 114, 115, 116, 119, 120
Asilomar, Cal. 94	Bowie, Ariz. 2, 3, 8, 15, 73	Overland Route. 60, 61, 62, 63, 72, 75	Creswell, Ore. 72, 81	Local. 109, 111, 112	San Joaquin Valley. 108, 109, 111, 112, 113, 114, 115, 116, 119, 120
Atascadero, Cal. 95, 96	Bowman, Cal. 62, 63	Overland Route. 60, 61, 62, 63, 72, 75	Crockett, Cal. 75	Local. 109, 111, 112	San Joaquin Valley. 108, 109, 111, 112, 113, 114, 115, 116, 119, 120
Atherton, Cal. 125, 126	Boyes Springs, Cal. 91	Overland Route. 60, 61, 62, 63, 72, 75	Crocker, Cal. 75	Local. 109, 111, 112	San Joaquin Valley. 108, 109, 111, 112, 113, 114, 115, 116, 119, 120
Atlanta, Ga. 1, 2	Bradley, Cal. 95, 96	Overland Route. 60, 61, 62, 63, 72, 75	Crocker, Cal. 75	Local. 109, 111, 112	San Joaquin Valley. 108, 109, 111, 112, 113, 114, 115, 116, 119, 120
Atwater, Cal. 111, 112	Brawley, Cal. 3, 4, 9, 14, 73	Overland Route. 60, 61, 62, 63, 72, 75	Crocker, Cal. 75	Local. 109, 111, 112	San Joaquin Valley. 108, 109, 111, 112, 113, 114, 115, 116, 119, 120
Auburn, Cal. 62, 63, 71	Bray, Cal. 79, 80	Overland Route. 60, 61, 62, 63, 72, 75	Crocker, Cal. 75	Local. 109, 111, 112	San Joaquin Valley. 108, 109, 111, 112, 113, 114, 115, 116, 119, 120
Aurora, Ore. 78, 81	Bremont, Tex. 38, 49	Overland Route. 60, 61, 62, 63, 72, 75	Crocker, Cal. 75	Local. 109, 111, 112	San Joaquin Valley. 108, 109, 111, 112, 113, 114, 115, 116, 119, 120
Austin, Tex. 68	Brentwood, Cal. 111, 112	Overland Route. 60, 61, 62, 63, 72, 75	Crocker, Cal. 75	Local. 109, 111, 112	San Joaquin Valley. 108, 109, 111, 112, 113, 114, 115, 116, 119, 120
Austin, Nev. ★ 49	Brinkley, Ark. 50	Overland Route. 60, 61, 62, 63, 72, 75	Crocker, Cal. 75	Local. 109, 111, 112	San Joaquin Valley. 108, 109, 111, 112, 113, 114, 115, 116, 119, 120
Avalon, Cal. 133	Broadway, Cal. 125, 126	Overland Route. 60, 61, 62, 63, 72, 75	Crocker, Cal. 75	Local. 109, 111, 112	San Joaquin Valley. 108, 109, 111, 112, 113, 114, 115, 116, 119, 120
Avon, Cal. 111, 112	Brooks, Ore. 78, 81	Overland Route. 60, 61, 62, 63, 72, 75	Crocker, Cal. 75	Local. 109, 111, 112	San Joaquin Valley. 108, 109, 111, 112, 113, 114, 115, 116, 119, 120
Aztec, Ariz. 8, 15	Broussard, La. 5, 17	Overland Route. 60, 61, 62, 63, 72, 75	Crocker, Cal. 75	Local. 109, 111, 112	San Joaquin Valley. 108, 109, 111, 112, 113, 114, 115, 116, 119, 120
Azusa, Cal. 132	Bryan, Tex. 38	Overland Route. 60, 61, 62, 63, 72, 75	Crocker, Cal. 75	Local. 109, 111, 112	San Joaquin Valley. 108, 109, 111, 112, 113, 114, 115, 116, 119, 120
	Buckeye, Ariz. 8, 15	Overland Route. 60, 61, 62, 63, 72, 75	Crocker, Cal. 75	Local. 109, 111, 112	San Joaquin Valley. 108, 109, 111, 112, 113, 114, 115, 116, 119, 120
	Buffalo, N. Y. 74, 75	Overland Route. 60, 61, 62, 63, 72, 75	Crocker, Cal. 75	Local. 109, 111, 112	San Joaquin Valley. 108, 109, 111, 112, 113, 114, 115, 116, 119, 120
	Buhl, Ida. 66	Overland Route. 60, 61, 62, 63, 72, 75	Crocker, Cal. 75	Local. 109, 111, 112	San Joaquin Valley. 108, 109, 111, 112, 113, 114, 115, 116, 119, 120
	Bullis, Tex. 6, 16	Overland Route. 60, 61, 62, 63, 72, 75	Crocker, Cal. 75	Local. 109, 111, 112	San Joaquin Valley. 108, 109, 111, 112, 113, 114, 115, 116, 119, 120
	Burbank, Cal. 95, 96, 111, 112, 134	Overland Route. 60, 61, 62, 63, 72, 75	Crocker, Cal. 75	Local. 109, 111, 112	San Joaquin Valley. 108, 109, 111, 112, 113, 114, 115, 116, 119, 120
	Burke, Tex. 43	Overland Route. 60, 61, 62, 63, 72, 75	Crocker, Cal. 75	Local. 109, 111, 112	San Joaquin Valley. 108, 109, 111, 112, 113, 114, 115, 116, 119, 120
	Burlingame, Cal. 10, 12, 92, 93, 95, 96	Overland Route. 60, 61, 62, 63, 72, 75	Crocker, Cal. 75	Local. 109, 111, 112	San Joaquin Valley. 108, 109, 111, 112, 113, 114, 115, 116, 119, 120
	Burney, Cal. 67	Overland Route. 60, 61, 62, 63, 72, 75	Crocker, Cal. 75	Local. 109, 111, 112	San Joaquin Valley. 108, 109, 111, 112, 113, 114, 115, 116, 119, 120
	Butler Road, Cal. 125, 126	Overland Route. 60, 61, 62, 63, 72, 75	Crocker, Cal. 75	Local. 109, 111, 112	San Joaquin Valley. 108, 109, 111, 112, 113, 114, 115, 116, 119, 120
	Butte, Mont. 66	Overland Route. 60, 61, 62, 63, 72, 75	Crocker, Cal. 75	Local. 109, 111, 112	San Joaquin Valley. 108, 109, 111, 112, 113, 114, 115, 116, 119, 120
	Bylas, Ariz. 23	Overland Route. 60, 61, 62, 63, 72, 75	Crocker, Cal. 75	Local. 109, 111, 112	San Joaquin Valley. 108, 109, 111, 112, 113, 114, 115, 116, 119, 120
	Byron, Cal. 111, 112	Overland Route. 60, 61, 62, 63, 72, 75	Crocker, Cal. 75	Local. 109, 111, 112	San Joaquin Valley. 108, 109, 111, 112, 113, 114, 115, 116, 119, 120

It's Fun To Ride THE Daylights LOS ANGELES SAN FRANCISCO PORTLAND



SOUTHERN PACIFIC S-P
 AMERICA'S MOST MODERN TRAINS

Table No.
Faducuh, Ky. 41
Faisano, Tex. 6, 16
Fairdale, Nev. 62, 63
Fairdale, Cal. 111, 112
Palmer, Tex. 38
Palm Springs, Cal. 134
1, 2, 3, 4, 9, 14, 32, 73
Palm Springs Village. 32
Palo Alto, Cal. 10, 12, 92, 93, 95, 96, 98, 100, 125, 126
Paloma, Tex. 51
Pantano, Ariz. 15
Paragould, Ark. 50
Pasadena, Cal. 9, 14, 131
Paso Robles, Cal. 94, 95, 96, 7, 18
Pastura, N. M. 25
Patagonia, Ariz. 111, 112, 114
Patterson, Cal. 5, 17
Paul Ave, Cal. 125, 126
Paxton, Tex. 43
Pendleton, Ore. 84
Penryn, Cal. 62
Peridot, Ariz. 23
Petaluma, Cal. 127
Philadelphia, Pa. 1, 2, 74, 75
Phoenix, Ariz. 8, 15, 35, 40, 73
Pico, Ariz. 8, 15
Pico, Cal. 133
Pima, Ariz. 23
Pine Bluff, Ark. 50
Pine Ridge, Ore. 78
Pinole, Cal. 123, 124
Pismo, Cal. 95, 96
Pittsburg, Cal. 111, 112
Pittsburgh, Pa. 74, 75
Pixley, Cal. 111, 112
Placerville, Cal. 65
Playa del Rey, Cal. 134
Pleasanton, Cal. 116, 117
Pocatello, Ida. 66
Pomona, Cal. 9, 14, 132
Port Arthur, Tex. 56
Port Chicago, Cal. 111, 112
Port Costa. 123, 124
Porter, Tex. 43
Porterville, Cal. 115
Portland, Ore. 76, 77, 78, 81, 82, 84, 88, 128, 129
Coos Bay. 88, 129
Overland Route. 66
San Joaquin Valley. 109, 111, 112
Port Orford, Ore. 129
Prairie View, Tex. 38
Preston, La. 43
Promontory Point, Utah. 62, 63
Pueblo, Colo. 7, 18, 72
Puente, Cal. 9, 14
Pumpville, Tex. 6, 16

Table No.
Redondo, Mex. 19
Redondo Beach, Cal. 134
Redwood City, Cal. 95, 96, 98, 125, 126
Redwood Empire Tour. 128
Reedsport, Ore. 88
Reno, Nev. 60, 61, 62, 63, 64, 67, 68, 70
Rialto, Cal. 132
Rice, Tex. 38
Richfield, Cal. 79, 80
Richland, Tex. 38
Richmond, Cal. 62, 63
Overland Route. 79, 80
Shasta Route. 108, 111, 112, 114, 119
San Joaquin Valley. 123, 124
Local. 75
Richmond, Ind. 5, 17
Richmond, Va. 75
Richvale, Cal. 79, 80
Ridge, Ore. 78, 81
Ridge, Cal. 127
Rillito, Ariz. 8, 15
Ripon, Cal. 111, 112
Riverside, Cal. 131, 132
Rosario, La. 5, 17
Rock Island, Ill. 7, 18
Rocklin, Cal. 62, 63
Rockwood, Cal. 9, 14
Rodeo, Cal. 123, 124
Rodeo, N. M. 8, 15
Rogue River, Ore. 78, 81
Roseburg, Ore. 78, 81, 88
Rosenberg, Tex. 5, 17
Rosefield, Tex. 6, 16
Roseville, Cal. 62, 63, 79, 80
Roswell, N. M. 36
Roy, N. M. 27
Royal Gorge, Colo. 72

Table No.
San Francisco Market St. Continued
Yosemite Valley. 119
Martinez-Sacramento. 123, 124
N.W.P. 127, 128
S. F.-San Jose. 101
San Francisco, 3rd St., Cal. 100, 125, 126
Sunset Route. 1, 2, 10, 12
Coast Line. 92, 93, 95, 96, 109
Santa Cruz. 38
S.F.-San Jose. 100, 125, 126
San Gabriel, Cal. 9, 14, 132
San Jose, Cal. 10, 12
Sunset & Golden State Routes. 92, 93, 95, 96
Coast Line. 109, 111
San Joaquin Valley. 98, 99
Santa Cruz. 100, 101, 103, 125, 126
San Francisco. 103
San Leandro, Cal. 95, 96
San Lucas, Cal. 95, 96
San Luis Obispo, Cal. 10, 12, 92, 94, 95, 96
San Manuel, Ariz. 34
San Mateo, Cal. 95, 96, 98, 125, 126
San Miguel, Cal. 95, 96
San Pablo, Cal. 123, 124
San Pedro, Cal. 133
San Rafael, Cal. 127, 128
San Simon, Ariz. 8, 15
Santa Ana, Cal. 133
Santa Anita, Cal. 132
Santa Barbara, Cal. 1, 2, 10, 12
Sunset Route. 10, 12
Golden State Route. 10, 12
Shasta Route. 92, 94
Coast Line. 95, 96, 104, 109
Santa Cruz. 104
Santa Catalina Island. 133
Santa Clara, Cal. 125, 126
Santa Cruz, Cal. 10, 12, 98, 99, 104
Davenport. 105
Los Angeles. 104
Santa Fe Springs, Cal. 133
Santa Margarita, Cal. 95, 96
Santa Monica, Cal. 134
Santa Rosa, Cal. 91, 127
Santa Rosa, N. M. 7, 18
Santa Susana, Cal. 95, 96
Sargent, Cal. 38
Satsuma, Tex. 111, 112
Saugus, Cal. 5, 17
Schertz, Tex. 5, 17
Schriever, La. 5, 17
Schulenburg, Tex. 5, 17
Schurz, Nev. 64
Scotia, Cal. 127
Seal Beach, Cal. 133
Seaside, Cal. 93, 94, 95, 96
Seattle, Wash. 76, 77, 82, 83
Seco, Tex. 6, 16
Seguin, Tex. 5, 17
Selby, Cal. 123, 124
Selma, Cal. 111, 112
Sentinel, Ariz. 8, 15
Separ, N. M. 8, 15
Sequoia Natl. Park, Cal. 121
Shasta Dam. 86
Shasta Springs, Cal. 79, 80
Shedd, Ore. 78, 81
Shelbyville, Ind. 75
Shepherd, Tex. 43
Sheridan, Cal. 79, 80
Shoshone, Ida. 66
Shreveport, La. 37, 43
Shumla, Tex. 6, 16
Sierra Blanca, Tex. 6, 16
Sierra Madre, Cal. 132
Silver City, N. M. 20, 21

Table No.
Siskiyou, Ore. 78, 81
Small, Tex. 6, 16
Soda Springs, Cal. 62, 63
Solana, N. M. 27
Soledad, Cal. 95, 96
Solomon, Ariz. 23
Sonoma, Cal. 91
Sonoma State Home. 91
South Arcadia, Cal. 132
South Bend, Ind. 75
South Fork, Cal. 127
South San Francisco, Cal. 125, 126
Sparks, Nev. 60, 61, 62, 63
Spartanburg, S. C. 1, 2
Splendoria, Tex. 43
Spofford, Tex. 6, 16, 51
Spokane, Wash. 66, 76, 77, 82
Springfield, Ill. 75
Springfield, Ore. 78, 81
Stanford University-See Palo Alto, Cal.
St. Helena, Cal. 91
St. Louis, Mo. 1, 2, 42, 45, 50
Sunset Route. 3, 4, 7, 18, 73
Golden State Route. 60, 61, 72, 75
St. Paul, Minn. 3, 4, 7, 18, 72, 73
Steger, Cal. 123, 124
Steins, N. M. 8, 15
Stockton, Cal. 62, 63
Overland Route. 76, 77, 79, 80
Shasta Route. 108, 111, 112, 113, 115, 118, 119
Strathmore, Cal. 115
Stuttgart, Ark. 50
Sugar Bowl, Cal. 62, 63
Sugar Land, Tex. 5, 17
Suisun-Fairfield, Cal. 62, 63, 79, 80, 123, 124
Sulphur, La. 5, 17
Sunland, Cal. 133
Sunnyvale, Cal. 125, 126
Sunset Beach, Cal. 133
Surf, Cal. 95, 96
Susanville, Cal. 67
Sutherland, Ore. 78, 81
Sweetwater, Tex. 42
Syracuse, N. Y. 74

Table No.
Timpson, Tex. 43
Tipton, Cal. 111, 112
Toledo, Ohio. 75
Tolenas, Cal. 123, 124
Toltec, Ariz. 8, 15
Tombstone, Ariz. 24
Topeka, Kan. 3, 4, 7, 18, 72, 73
Tornay, Cal. 123, 124
Torrillo, Tex. 6, 16
Toronto, Ont. 75
Torrone, Mex. 40
Towle, Cal. 62, 63
Tracy, Cal. 108, 109, 111, 112, 114, 115, 116, 119
Traver, Cal. 111, 112
Trenton, N. J. 74
Trinidad, Cal. 128
Truckee, Cal. 60, 61, 62, 63, 64
Tucson, Ariz. 1, 2, 3, 4, 8, 15, 23, 34, 40
Tucumcari, N. M. 58, 73
Tulare, Cal. 3, 4, 7, 18, 27, 73
Tujunga, Cal. 133
Tulare, Cal. 108, 111, 112, 113, 114, 115, 116, 121
Tularosa, N. M. 7, 18
Tule Lake, Cal. 67, 85
Turlock, Cal. 111, 112
Turner, Ore. 78, 81
Tuscaloosa, Ala. 41
Twenty Nine Palms. 26
Twenty-third St., Cal. 125, 126
Twin Falls, Ida. 66, 69

Table No.
Wakefield, Tex. 43
Walla Walla, Wash. 84
Waller, Tex. 38
Washington, D. C. 1, 2, 74, 75
Watsonville, Cal. 10, 12, 104
Watsonville Jct., Cal. 10, 12, 92, 93, 95, 96
Watts, Cal. 133
Weaverville, Cal. 90
Weed, Cal. 78, 81
Weimar, Cal. 62, 63
Weimar, Tex. 5, 17
Wellborn, Tex. 38
Wells, Nev. 62, 63, 69
Wellton, Ariz. 8, 15
Welsh, La. 5, 17
Weso, Nev. 62, 63
West Applegate, Cal. 62
Westfir, Ore. 78, 81
West Fork, Ore. 78, 81
West Hollywood, Cal. 134
West Los Angeles, Cal. 134
Westwood, Cal. 67
Westwood, (P.E.), Cal. 134
Wheatland, Cal. 79, 80
Whetstone, Ariz. 8, 15
White Sands National Monument, N. M. 29
Whittier, Cal. 133
Willcox, Ariz. 8, 15, 23
Williams, Cal. 79, 80, 86
Willits, Cal. 127, 130
Willows, Cal. 79, 80

Table No.
Wilmer, Tex. 38
Wilmington, Cal. 133
Windsor, Cal. 127
Windsor, Ont. 75
Winnemucca, Nev. 62, 63, 69
Wolf Creek, Ore. 78, 81
Woodburn, Ore. 78, 81
Woodford, Cal. 111, 112
Woodland, Cal. 79, 80
Wortham, Tex. 38

Y

Yamsay, Ore. 78, 81
Yerington, Nev. 70
Yolo, Cal. 79, 80
Yoncalla, Ore. 78, 81
Yosemite National Park. 120
Yosemite Valley, Cal. 120
Youngstown, Ohio. 75
Yountville, Cal. 91
Yreka Inn, Cal. 78, 81
Ysleta, Tex. 6, 16
Yuma, Ariz. 1, 2, 3, 4, 8, 9, 14, 15, 73


Z

Zamora, Cal. 79, 80

It's Fun To Ride The

SUNSET LIMITED

LOS ANGELES ☆ NEW ORLEANS



Next time - try **S.P.**

AMERICA'S MOST MODERN TRAINS

U

Ukiah, Cal. 127
Umli, Ore. 78, 81
Upland, Cal. 9, 14, 132
Urbana, Tex. 43
Uvalde, Tex. 6, 16

V

Vall, Ariz. 8, 15
Valentine, Tex. 6, 16
Vallejo, Cal. 91
110, 111, 112, 123, 124
Vancouver, B. C. 76, 77, 83
Vancouver, Wash. 82
Van Nuys, Cal. 134
Vasona Jct., Cal. 98
Van Horn, N. M. 7, 18
Venice, Cal. 134
Ventura, Cal. 92, 94, 95, 96, 107
Verdi, Nev. 62, 63
Victoria, B. C. 83
Vina, Cal. 79, 80
Vinton, La. 5, 17
Visalia, Cal. 115, 121

T

Tacoma, Wash. 76, 77, 82
Tahoe City, Cal. 64
Talent, Ore. 78, 81
Tangair, Cal. 95, 96
Tangent, Ore. 78, 81
Tavener, Tex. 5, 17
Taylor, N. M. 27
Tecate, Mex. 19
Tecoma, Nev. 62, 63
Tehachapi, Cal. 111, 112
Tehama, Cal. 79, 80
Tempe, Ariz. 8, 15
Temple City, Cal. 132
Templeton, Cal. 95, 96
Temaha, Tex. 43
Tepec, Mex. 58
Terlingua, Tex. 57
Terre Haute, Ind. 75
Tesnus, Tex. 6, 16
Texarkana, Tex. 42, 50
Thatcher, Ariz. 23
The Dalles, Ore. 84, 85
Thermal, Cal. 9, 14
Thorne, Nev. 64
Thornton, Tex. 38
Three Rivers, N. M. 7, 18
Tijuana, Mex. 19

W

Wabaska, Nev. 64
Waco, Tex. 49
Waelder, Tex. 5, 17

SUNSET ROUTE • WESTBOUND

NEW ORLEANS - HOUSTON - SAN ANTONIO - EL PASO - SOUTHERN ARIZONA - LOS ANGELES (SAN DIEGO)

Table 1		Sunset Limited No. 1 Daily Example		Argonaut No. 5 Daily Example		EXTRA FARES—"SUNSET LIMITED"		TRAIN 1 STREAMLINER SUNSET LIMITED—EXTRA FARE	
(A)						Coach Class (One-Way)	First Class (One-Way)	New Orleans, El Paso, Los Angeles (Open for occupancy 10:00 PM. at New Orleans)	
Lv New Orleans, La. (C.T.)	Sou.Pac.	a 11 45	Sa	10 30	Sa			Full Lounge Car: ★New Orleans to Los Angeles. (For Pullman passengers.) (Shower Bath and Valet Service.)	
Lv Houston, Tex.	"	7 40	Su	8 35	Sa	New Orleans and Beaumont	\$.50	\$ 1.00	Standard Sleepers:
Lv San Antonio, Tex. (C.T.)	"	12 15	Su	2 50	Su	New Orleans and El Paso	1.50	4.50	★New Orleans to Los Angeles. (6 BR., 10 Rmts.) Car 15.
Ar El Paso, Tex. (M.T.)	"	11 40	Su	6 40	Su	New Orleans and Houston	.50	1.00	(6 BR., 10 Rmts.) Car 16.
Lv Dallas, Tex. (C.T.)	T.&P.	8 00	Su	9 40	Sa	New Orleans and Los Angeles	3.50	10.00	(6 BR., 10 Rmts.) Car 17.
Lv Fort Worth, Tex.	"	9 30	Su	11 00	Sa	New Orleans and Palm Springs	3.00	9.00	(6 BR., 10 Rmts.) Car 19.
Ar El Paso, Tex. (M.T.)	T.&P.	10 30	Su	1 15	Su	New Orleans and Phoenix	2.00	6.00	★Dallas to Los Angeles. (On T. & P. No. 1 to El Paso.) (6 BR., 10 Rmts.) Car 14.
Lv El Paso, Tex. (M.T.)	Sou.Pac.	11 55	Su	7 20	Su	New Orleans and San Antonio	.75	1.50	Chair Cars: Please reserve seats in advance.
Lv Deming, N. M.	"					Beaumont and Los Angeles	3.00	9.00	★New Orleans to Los Angeles. Cars 10-11-12.
Lv Lordsburg, N. M.	"					Beaumont and Phoenix	1.75	5.50	★New Orleans to San Antonio. Car 14.
Lv Bowie, Ariz.	"					Houston and Los Angeles	3.00	9.00	★El Paso to Los Angeles. Car 13.
Lv Douglas, Ariz.	"	3 40	Mo	12 05	Mo	Houston and Palm Springs	2.50	8.00	Pillow service available at nominal charge.
Ar Bisbee Jct., Ariz.	"	4 08	Mo	12 42	Mo	Houston and Phoenix	1.75	5.50	Dining Car: ★New Orleans to Los Angeles.
Ar Bisbee, Ariz.	Bus	4 33	Mo	1 07	Mo	San Antonio and Los Angeles	2.75	8.50	Coffee Shop Lounge Car: ★New Orleans to Los Angeles. (For Chair Car passengers)
Lv Bisbee, Ariz.	"	3 33	Mo	12 12	Mo	San Antonio and Palm Springs	2.25	7.50	News Agent Service.
Ar Tucson, Ariz.	Sou.Pac.	5 55	Mo	3 10	Mo	El Paso and Los Angeles	2.00	5.50	Tickets Honored: Ask Agents.
Lv Tucson, Ariz.	"	6 05	Mo	3 35	Mo	El Paso and Phoenix	1.00	2.75	
Ar Chandler, Ariz.	"	d 7 40	Mo			Phoenix and Los Angeles	1.50	4.00	
Ar Mesa, Ariz.	"	c 7 49	Mo			Phoenix and Palm Springs	1.00	3.00	
Ar Phoenix, Ariz.	"	8 20	Mo						
Ar Maricopa, Ariz.	"			5 26	Mo				
Ar Yuma, Ariz. (M.T.)	"	11 30	Mo	9 30	Mo				
Lv Yuma, Ariz. (P.T.)	"	10 45	Mo	8 55	Mo				
Ar Indio, Cal.	"	12 42	Mo	11 04	Mo				
Ar Palm Springs, Cal.	"	f 1 19	Mo	f 11 56	Mo				
Ar Colton, Cal.	"	2 28	Mo	1 17	Mo				
Ar Alhambra, Cal. (Pasadena) #	"	3 50	Mo	2 50	Mo				
Ar Los Angeles, Cal. (Un. Sta.)	"	4 15	Mo	3 15	Mo				

Frequent Service to San Diego (see Table 92).

Los Angeles, Santa Barbara, San Francisco

Daily Service	No. 51	No. 99	No. 57	No. 95	No. 75
Lv Los Angeles (Union Sta.)	7 20	8 15	5 50	7 45	9 00
Ar Santa Barbara, Cal.	10 30		10 10	11 27	
Ar San Francisco (3rd St.)	6 00		6 45	9 00	
Ar San Francisco (Mkt. St.)	7 20		8 15	9 50	

(15% Federal Tax not included)
Examples of fares shown are for adults; half of adult service charges for children 5 years of age and under 12. No charge for children under 5 when accompanied by parent or guardian.

COAST TO COAST SERVICE

(B) CONNECTIONS AT NEW ORLEANS

WESTBOUND	Daily Example	Daily Example	Daily Example
Lv New York, N. Y. (E.T.) B. & O.	12 00 Fr	6 00 Th	
Lv Philadelphia, Pa. (E.T.)	2 30 Fr	8 27 Th	
Ar Washington, D. C. (E. T.)	5 05 Fr	11 05 Th	
Ar New Orleans, La. (C.T.) Sou.-L.&N	6 45 Sa	8 05 Sa	
Lv New York, N. Y. (E.T.) P. R. & N.	11 30 Fr	4 35 Fr	6 39 Th
Lv Chattanooga, Tenn. (E.T.) Sou.Ry.	7 25 Sa	5 25 Fr	
Ar New Orleans, La. (C.T.)	8 50 Sa	8 50 Sa	7 00 Sa
Lv Chicago, Ill. (C.T.) I. C.	7 50 Fr	5 00 Fr	7 45 Fr
Lv St. Louis, Mo. (C.T.)	9 40 Fr	6 45 Fr	11 17 Fr
Lv Memphis, Tenn. (C.T.)	5 25 Fr	2 28 Sa	9 00 Sa
Ar New Orleans, La. (C.T.)	12 15 Sa	9 30 Sa	5 20 Sa
Ar Cincinnati, O. (E.T.) Sou. Ry.	8 00 Fr	8 45 Fr	
Ar New Orleans, La. (C.T.)	8 50 Sa	7 00 Sa	
Ar Cincinnati, O. (E.T.) B. & O.	6 30 Fr	9 10 Fr	
Ar New Orleans, La. (C.T.) I. C.	5 20 Sa	9 30 Sa	
Lv Cincinnati, O. (E.T.) L. & N.	9 00 Fr	8 00 Fr	
Ar New Orleans, La. (C.T.)	7 10 Sa	3 10 Sa	
Lv Miami, Fla. (E.T.) SAL	9 00 Fr		
Lv Jacksonville, Fla. (E.T.) SAL	5 00 Fr		
Ar New Orleans, La. (C.T.) L. & N.	7 10 Sa		

(C) WASHINGTON-SUNSET ROUTE

New York, Washington, Atlanta, Montgomery, New Orleans, El Paso, Los Angeles

Daily Service	No. 37	No. 33
Lv New York, N. Y. (E.T.) Penn.	6 1 45 Fr	10 25 Th
Lv Philadelphia (North), Pa.	6 3 18 Fr	11 54 Th
Lv Baltimore, Md.	6 5 05 Fr	1 33 Fr
Lv Washington, D. C. Sou. Ry.	6 6 10 Fr	2 40 Fr
Lv Danville, Va.	6 11 06 Fr	8 35 Fr
Lv Greensboro, N. C.	6 12 10 Sa	9 55 Fr
Lv Spartanburg, S. C.	6 3 40 Sa	8 25 Fr
Lv Atlanta, Ga. (E.T.) A. & W. P.	8 35 Sa	7 15 Fr
Lv Montgomery, Ala. (C.T.) L. & N.	11 40 Sa	11 10 Fr
Ar New Orleans, La. (C.T.)	6 45 Sa	8 05 Sa

Daily Service No. 1 No. 5

Lv New Orleans, La. (C.T.) S. P.	a 11 45 Sa	10 30 Sa
Ar Houston, Tex.	7 20 Su	8 00 Sa
Ar San Antonio, Tex. (C.T.)	11 59 Su	2 15 Su
Ar El Paso, Tex. (M.T.)	11 40 Su	6 40 Su
Ar Los Angeles (Union Sta.) (P.T.)	4 15 Mo	3 15 Mo

(D) "SOUTHERNER"-SUNSET ROUTE

New York, Washington, Birmingham, New Orleans, El Paso, Los Angeles

The Southerner (Streamlined Train)—Daily	No. 47
Lv New York, N. Y. (E.T.) The Southerner Penn.	4 35 Fr
Lv Philadelphia (North), Pa.	6 03 Fr
Lv Baltimore, Md.	7 39 Fr
Lv Washington, D. C. Sou. Ry.	8 30 Fr
Lv Danville, Va.	1 14 Sa
Lv Greensboro, N. C.	2 14 Sa
Lv Spartanburg, S. C.	5 40 Sa
Lv Atlanta, Ga. (E.T.)	10 00 Sa
Lv Birmingham, Ala. (C.T.)	1 15 Sa
Ar New Orleans, La. (C.T.) The Southerner	8 50 Sa

Daily Service No. 1

Lv New Orleans, La. (C.T.) Sunset Ltd. S. P.	11 45 Sa
Ar Houston, Tex.	7 20 Su
Ar San Antonio, Tex. (C.T.)	11 59 Su
Ar El Paso, Tex. (M.T.)	11 40 Su
Ar Los Angeles (Un. Station) (P.T.) Sunset Ltd.	4 15 Mo

★ Regularly assigned cars are air-conditioned.
All PM time in Dark faced figures.
E.T.—Eastern Standard Time.
C.T.—Central Standard Time.
M.T.—Mountain Standard Time.
P.T.—Pacific Standard Time.
#—No. 17—Change Birmingham to "The Southerner" No. 47.
♦—Operates via San Joaquin Valley Line, arriving San Francisco (Market St. Station).

○—Train 75-73.
■—Coach seats reserved—Reservation charge applying.
a—Open for occupancy 10:00PM.
b—Coach passengers leave New York 8:30AM, North Philadelphia 9:57AM, Baltimore 11:35AM, Washington 1:30PM, Greensboro 9:15PM, Ar Atlanta 6:30AM (E.T.)
c—Stops on flag to entrain pay passengers for Palm Springs or beyond; discharge from El Paso or beyond.

d—Stops on flag to detrain pay passengers from El Paso or beyond; also entrain for Colton or beyond.
e—On Sunday leave 6:25PM.
f—Flag stop.
*—On call taxi service between Alhambra and Pasadena City Ticket office, 148 East Colorado Blvd. Consult Agent for details.

SUNSET ROUTE · EASTBOUND

LOS ANGELES (SAN DIEGO) - SOUTHERN ARIZONA - EL PASO - SAN ANTONIO - HOUSTON - NEW ORLEANS

Table 2

(A)	Sunset Limited No. 2 Daily Example		Argonaut No. 6 Daily Example	
	Time	Day	Time	Day
Lv Los Angeles, Cal. (Un.Sta.) Sou.Pac.	8 00	Su	9 00	Su
Lv Alhambra, Cal. (Pasadena) #	8 20	Su	9 20	Su
Lv Colton, Cal.	9 24	Su	10 35	Su
Lv Palm Springs, Cal.	10 30	Su	f 11 56	Su
Lv Indio, Cal.	11 02	Su	12 40	Mo
Ar Yuma, Ariz. (P.T.)	1 15	Mo	3 35	Mo
Lv Yuma, Ariz. (M.T.)	2 25	Mo	4 55	Mo
Lv Maricopa, Ariz.	5 15	Mo	8 58	Mo
Ar Phoenix, Ariz.	5 30	Mo		
Lv Phoenix, Ariz.	5 55	Mo		
Ar Mesa, Ariz.	6 05	Mo		
Ar Chandler, Ariz.	6 45	Mo		
Ar Tucson, Ariz.	7 45	Mo	11 00	Mo
Lv Tucson, Ariz.	7 55	Mo	11 30	Mo
Ar Bisbee Jct., Ariz.	f 10 01	Mo		
Ar Bisbee, Ariz.	10 26	Mo		
Lv Bisbee, Ariz.	9 26	Mo		
Lv Douglas, Ariz. Sou.Pac.	10 35	Mo		
Ar Bowie, Ariz.			2 55	Mo
Ar Lordsburg, N. M.			4 10	Mo
Ar Deming, N. M.			5 25	Mo
Ar El Paso, Tex. (M.T.)	2 10	Mo	7 20	Mo
Lv El Paso, Tex. (M.T.) T.&P.	2 55	Mo	12 50	Tu
Ar Fort Worth, Tex. (C.T.)	6 00	Tu	3 55	Tu
Ar Dallas, Tex. (C.T.)	7 15	Tu	5 50	Tu
Lv El Paso, Tex. (M.T.) Sou.Pac.	2 30	Mo	8 05	Mo
Ar San Antonio, Tex. (C.T.)	3 40	Tu	2 10	Tu
Ar Houston, Tex.	8 20	Tu	8 45	Tu
Ar New Orleans, La. (C.S.T.)	4 15	Tu	7 00	We

New Departure Time From New Orleans

SUNSET LIMITED

NEW ORLEANS



LOS ANGELES

Now leaves New Orleans at 11:45 p.m. Central Standard Time. Via the historic Sunset Route thru Houston, San Antonio, El Paso, Tucson and Phoenix.

TRAIN 2 STREAMLINER SUNSET LIMITED—EXTRA FARE Los Angeles, El Paso, New Orleans

Full Lounge Car: ★Los Angeles to New Orleans. (For Pullman passengers.) (Shower Bath and Valet Service.)

Standard Sleepers: ★Los Angeles to New Orleans.

(6 BR., 10 Rmts.) Car 26.

(6 BR., 10 Rmts.) Car 27.

(6 BR., 10 Rmts.) Car 29.

★Los Angeles to San Antonio. (Occupancy at San Antonio until 8:00AM.) (6 BR., 10 Rmts.) Car 25.

★San Antonio to New Orleans (open at San Antonio 9:30PM).

(6 BR., 10 Rmts.) Car 25.

★Los Angeles to Dallas. (On T. & P. No. 8 from El Paso.) (6 BR., 10 Rmts.) Car 24.

Chair Cars: Please reserve seats in advance.

★Los Angeles to New Orleans. Cars 20-21-22.

★Los Angeles to El Paso. Car 23.

★San Antonio to New Orleans. Car 23.

Pillow service available at nominal charge.

Dining Car: ★Los Angeles to New Orleans.

Coffee Shop Lounge Car: ★Los Angeles to New Orleans. (For chair car passengers.)

News Agent Service.

Tickets Honored: Ask Agents.

TRAIN 6 ARGONAUT

Los Angeles, El Paso, New Orleans

Full Lounge Car: ★Los Angeles to New Orleans. (For Pullman passengers.)

Standard Sleepers: ★Los Angeles to New Orleans. (8 Sec., 5 BR.) Car 64.

★Los Angeles to New Orleans. (10 Sec., 1 DR., 2 Compts.) Car 65.

★Los Angeles to New Orleans. (10 Sec., 1 DR., 2 Compts.) Car 66.

★Houston to New Orleans. (8 Sec., 5 BR.) Car 67.

Dining Car: ★Los Angeles to New Orleans. (No dinner service from Los Angeles.)

Chair Cars: ★Los Angeles to New Orleans.

Pillow service available at nominal charge.

News Agent Service.

Tickets Honored: All Classes.

San Francisco, Santa Barbara, Los Angeles

Daily Service	No. 52	No. 98	No. 94	No. 58	No. 76
Lv San Francisco (3rd St.)	8 15	7 45			9 00
Lv San Francisco (Mkt. St.)	7 20			8 00	8 00
Lv Santa Barbara, Cal.	3 42	4 07			6 10
Ar Los Angeles (Union St.)	7 25	6 00	6 45	10 30	9 00

★Argonaut and Sunset Limited are air-conditioned and AIR-COOLED All Year

COAST TO COAST SERVICE

(B) CONNECTIONS AT NEW ORLEANS

EASTBOUND	Daily Example	Daily Example	Daily Example
Lv New Orleans, La. (C.T.) L.&N-Sou.	10 40 We	11 00 Tu	
Lv Washington, D. C. (E.T.) B.&O.	1 00 Fr	8 00 Th	
Ar Philadelphia, Pa. (E.T.)	4 22 Fr	10 27 Th	
Ar New York, N. Y. (E.T.) 42d St.	7 30 Fr	12 50 Th	
Lv New Orleans, La. (C.T.) Sou.Ry.	8 00 We	9 00 Tu	8 00 We
Ar Chattanooga, Tenn. (E.T.)	8 20 We	11 59 We	
Ar New York, N. Y. (E.T.) P.R.R.	5 25 Th	11 55 Th	1 25 Th
Lv New Orleans, La. (C.T.) I.C.	7 15 We	5 00 Tu	
Ar Memphis, Tenn. (C.T.)	1 45 We	11 30 Tu	
Ar St. Louis, Mo. (C.T.)	9 00 We	7 45 We	
Ar Chicago, Ill. (C.T.)	11 40 We	9 30 We	
Lv New Orleans, La. (C.T.) Sou.Ry.	8 00 We	9 00 Tu	
Ar Cincinnati, O. (E.T.)	7 55 Th	9 40 We	
Lv New Orleans, La. (C.T.) I.C.	7 15 We	5 00 Tu	
Ar Cincinnati, O. (E.T.) B.&O.	12 30 Th	6 05 We	
Lv New Orleans, La. (C.T.) L.&N.	10 40 We	9 00 Tu	
Ar Cincinnati, O. (E.T.)	7 45 Th	9 15 We	
Lv New Orleans, La. (C.T.) L&N	5 00 We	11 00 Tu	
Ar Jacksonville, Fla. (E.T.) SAL	8 45 Th	5 30 We	
Ar Miami, Fla. (E.T.) SAL	3 55 Th	8 30 Th	

(C) WASHINGTON-SUNSET ROUTE

Los Angeles, El Paso, New Orleans, Montgomery, Atlanta, Washington, New York

Daily Service	No. 2	No. 2	No. 6
Lv Los Angeles (Union Station) S.P.	8 00 Su	8 00 Su	9 00 Su
Lv El Paso, Tex. (M.T.)	2 30 Mo	2 30 Mo	8 05 Mo
Lv San Antonio, Tex. (C.T.)	4 00 Tu	4 00 Tu	2 50 Tu
Lv Houston, Tex.	8 35 Tu	8 35 Tu	10 00 Tu
Ar New Orleans, La. (C.T.)	4 15 Tu	4 15 Tu	7 00 We
Daily Service	No. 34	No. 38	No. 36
Lv New Orleans, La. (C.T.) L.&N.	5 00 Tu	11 00 Tu	10 40 We
Ar Montgomery, Ala. (C.T.)	1 45 We	7 15 We	5 15 We
Ar Atlanta, Ga. (E.T.) A.&W.P.	7 50 We	1 15 We	11 25 We
Ar Spartanburg, S. C. Sou.Ry.	1 50 We	45 35 We	5 50 Th
Ar Greensboro, N. C.	6 20 We	49 15 We	10 35 Th
Ar Danville, Va.	7 57 We	10 20 We	11 45 Th
Ar Washington, D. C.	61 25 Th	64 15 Th	5 45 Th
Ar Baltimore, Md. Penn.	2 50 Th	45 40 Th	6 49 Th
Ar Philadelphia (North), Pa.	4 50 Th	47 35 Th	8 23 Th
Ar New York, N. Y. (E.T.)	6 25 Th	49 15 Th	9 55 Th

(D) SUNSET ROUTE—"SOUTHERNER"

Los Angeles, El Paso, New Orleans, Birmingham, Washington, New York

Daily Service	No. 2	No. 6
Lv Los Angeles (Union Station) S.P.	8 00 Su	9 00 Su
Lv El Paso, Tex. (M.T.)	2 30 Mo	8 05 Mo
Lv San Antonio, Tex. (C.T.)	4 00 Tu	2 50 Tu
Lv Houston, Tex.	8 35 Tu	10 00 Tu
Ar New Orleans, La. (C.T.)	4 15 Tu	7 00 We
The Southerner (Streamlined Train)—Daily	No. 48	
Lv New Orleans, La. (C.T.) The Southerner Sou. Ry.	8 00 We	
Ar Birmingham, Ala. (C.T.)	3 05 We	
Ar Atlanta, Ga. (E.T.)	8 20 We	
Ar Spartanburg, S. C.	12 16 Th	
Ar Greensboro, N. C.	3 34 Th	
Ar Danville, Va.	4 28 Th	
Ar Washington, D. C.	9 10 Th	
Ar Baltimore, Md.	10 15 Th	
Ar Philadelphia (North), Pa.	11 53 Th	
Ar New York, N. Y. (E.T.) The Southerner	1 25 Th	

★ Regularly assigned cars are air-conditioned.

All PM time in Dark faced figures.

P.T.—Pacific Standard Time.

M.T.—Mountain Standard Time.

C.T.—Central Standard Time.

E.T.—Eastern Standard Time.

—Open for occupancy 10:00PM.

—Sleepers may be occupied until 7:30AM.

—Stops on flag to entrain pay passengers for El Paso or beyond.

d—Coach passengers Lv Atlanta 1:55PM (E.T.), Ar Washington 6:40AM, New York 11:00AM.

e—Stops on flag to entrain Pay Passengers for El Paso or beyond and detrain from Colton or beyond.

f—Flag stop.

h—"The Southerner" No. 48—Change Meridian or Birmingham.

—No. 18—Change Birmingham from "The Southerner" No. 48.

—Leaves from San Francisco Market St. Station, operating via San Joaquin Valley Line.

—Train 74-76.

—Coach seats reserved—Reservation charge applying.

—On call taxi service between Alhambra and Pasadena City Ticket Office, 148 East Colorado Blvd. Consult Agent for details.

GOLDEN STATE ROUTE • WESTBOUND

NEW YORK - CHICAGO - ST. LOUIS - KANSAS CITY - EL PASO - SOUTHERN ARIZONA - LOS ANGELES (SAN DIEGO)

(A) Table 3	Golden State No. 3 Daily Example	Imperial No. 39 Daily Example	Passenger No. 43 Daily Example
Lv Chicago, Ill. (C.T.).....□ R.I.	1 20	Su 9 00	Su Mo 7 30
Ar Kansas City, Mo....."	10 30	Su	Mo
Lv St. Louis, Mo.....Mo.Pac.	4 00	Su 11 50	Su Mo 7 20
Ar Kansas City, Mo....."	9 00	Su	Mo
Lv Minneapolis, Minn.....R.I.	11 45	Su 6 30	Su Mo 7 10
Lv St. Paul, Minn....."	12 10	Su	Mo
Ar Kansas City, Mo....."	9 15	Su	Mo
Lv Kansas City, Mo.....R.I.	11 00	Su 8 00	Mo Mo 9 15
Lv Topeka, Kan....."	12 10	Mo	Mo
Lv Dalhart, Tex....."	8 33	Mo 6 15	Mo
Ar Tucumcari, N. M. (C.T.)....."	10 16	Mo 8 05	Mo
Lv Memphis, Tenn.....R.I.	7 30	Su 7 30	Su Mo 7 30
Lv Little Rock, Ark....."	8 50	Su	Mo
Lv Oklahoma City, Okla....."	8 50	Su	Mo
Ar Tucumcari, N. M. (C.T.)....."	7 30	Su	Mo
Lv Tucumcari, N. M. (M.T.).....S.P.	9 30	Mo 7 35	Mo 8 20
Ar El Paso, Tex. (M.T.)....."	3 00	Mo 2 00	Tu 4 35
Lv El Paso, Tex. (M.T.)....."	3 15	Mo 2 15	Tu 5 30
Ar Douglas, Ariz....."	6 45	Mo 6 10	Tu
Ar Bisbee Junc., Ariz....."	7 15	Mo 6 50	Tu
Ar Bisbee, Ariz.....Bus	7 40	Mo 7 15	Tu 7 30
Lv Bisbee, Ariz....."	6 40	Mo 6 20	Tu 8 55
Ar Deming, N. M.....S.P.	9 00	Mo 8 40	Tu 10 30
Ar Lordsburg, N. M....."	11 35	Mo 11 25	Tu 12 16
Ar Bowie, Ariz....."	2 45	Tu 2 55	Tu 1 35
Ar Benson, Ariz....."	1 55	Tu 2 10	Tu 5 00
Ar Tucson, Ariz....."	1 55	Tu 2 10	Tu 9 45
Ar Phoenix, Ariz....."	1 55	Tu 2 10	Tu 9 25
Ar Yuma, Ariz. (M.T.)....."	1 55	Tu 2 10	Tu 9 25
Lv Yuma, Ariz. (P.T.)....."	1 55	Tu 2 10	Tu 9 25
Lv Calexico, Cal. (Train No. 347).....S.P.	2 58	Tu 3 17	Tu 11 20
Lv El Centro, Cal....."	3 59	Tu 4 10	Tu 11 11
Lv Brawley, Cal....."	4 41	Tu 5 10	Tu 2 20
Ar Niland, Cal....."	7 10	Tu 7 45	Tu 5 35
Lv Niland, Cal.....S.P.	7 35	Tu 8 05	Tu 6 00
Ar Indio, Cal....."	7 35	Tu 8 05	Tu 6 00
Ar Palm Springs, Cal....."	7 35	Tu 8 05	Tu 6 00
Ar Alhambra, Cal. (Pasadena) *....."	7 35	Tu 8 05	Tu 6 00
Ar Los Angeles, Cal. (Un. Sts.)....."	7 35	Tu 8 05	Tu 6 00

Frequent Service to San Diego
(See Table 92)

TRAIN 3 STREAMLINER

GOLDEN STATE—Extra Fare

Via R. I. and S. P.

Full Lounge Car: ★Chicago to Los Angeles. (For Pullman Car passengers.) (Does not operate on days Buffet-Obs. operates.) (Valet Service.)

Standard Sleepers:
 ★Chicago to Los Angeles. (6 BR., 10 Rmts.) (Operates 3 days out of 5.) Car 35. Consult Agent. (4 BR., 4 Compts., 2 DR.) Car 36.
 ★Chicago to Los Angeles. (Buffet-Obs., 2 BR., 1 DR.) Car 30. (Operates 3 days out of 5; remaining 2 days car is 6 BR., 10 Rmts.) Consult Agent.
 ★Chicago to Phoenix. (4 BR., 4 Compts., 2DR.) Car 34. Occupancy until 7:30AM.
 ★Chicago to Phoenix. (12 BR., 4 days out of 5. 4 BR., 4 Compts., 2 DR., 1 day out of 5.) Car 33. Occupancy until 7:30AM.
 ★Minneapolis to Los Angeles. Via R. I. No. 507 to Kansas City, R.I.-S.P. No. 3. (6 Sec., 6 Rmts., 4 BR.) Car 575.
 ★St. Louis to Los Angeles. Via Mo.Pac. No. 11 to Kansas City, R.I.-S.P. No. 3 (6 Sec., 6 Rmts., 4 BR.) Car 115.

Chair Cars: (Please reserve seats in advance.)
 ★Chicago to Los Angeles. Cars 33-39.
 ★Minneapolis to Los Angeles. Via R.I. No. 507 to Kansas City, R.I.-S.P. No. 3. Car 37. Pillow service available at nominal charge.

Dining Car: ★Chicago to Los Angeles.

Coffee Shop Lounge Car: ★Chicago to Los Angeles. (For Coach passengers.)

News Agent Service: (Tucumcari to Los Angeles.)

Baggage: Checked service only from certain stations east of Tucumcari. Consult Agent.

Tickets Honored: Ask Agents.

TRAIN 39 IMPERIAL

Via R. I. and S. P.

Lounge Car: ★Chicago to Los Angeles.

Standard Sleepers: ★Chicago to Los Angeles. (12 Rmts., 1 SBR., 4 DBR.) Car 398.
 ★Chicago to Los Angeles. (10 Sec., 1 DR., 2 Compts.) Car 397.
 ★Memphis to Los Angeles. (On R.I. Train 111 to Tucumcari.) (10 Sec., 1 DR., 2 Compts.) Car 115.
 ★Chicago to Phoenix. (6 Sec., 6 BR.) Car 394.

Chair Cars: ★Chicago to Los Angeles.
 ★Memphis to Los Angeles.

Diner: ★Chicago to Los Angeles. News Agent Service.
 ★McAlester to Tucumcari. Tickets Honored: All Classes.

TRAIN 43 PASSENGER

Via R. I. and S. P.

Coach: ★Tucumcari to Los Angeles.
 ★Calexico to Niland on Train 347. Transfer to No. 43.

Standard Sleeper: ★Calexico to Los Angeles. (On No. 347 to Niland.) (8 Sec., 5 BR.) Car 430. (Occupancy until 7:00AM.)

(B) NEW YORK—CHICAGO Daily Service

Time	From	To	Class	Time	From	To	Class
6 00	Lv New York (E.T.) (42nd St.)	B&O	Ar	2 10	Lv Chicago (C.T.)	B&O	Ar
2 40	8 00	Ar Chicago (C.T.)	†	4 15	4 30		
11 10	6 15	Lv New York (E.T.)	N.Y.C.	8 45	12 55		
3 15	11 35	Ar Chicago (C.T.)	□	3 00	6 30		
8 20	5 00	Lv New York (E.T.)	Penn.	8 25	11 45		
1 30	8 20	Ar Chicago (C.T.)	†	3 00	6 30		
7 45	8 40	Lv New York (E.T.)	Erie	7 38	9 00		
4 55	7 55	Ar Chicago (C.T.)	○	6 05	10 25		

For complete schedules, see Tables 74 and 75.

(C) KANSAS CITY—MINNEAPOLIS (Via C. R. I. & P. Ry.) Daily Service

Time	From	To	Class	Time	From	To	Class
11 59	8 15	Lv Kansas City, Mo.	Ar	9 15	7 15	3 10	
6 30	1 15	Ar Des Moines, Ia.	Lv	4 58	2 05	8 40	
7 15	8 30	Ar St. Paul, Minn.	Lv	12 10	7 10	11 25	
8 00	9 15	Ar Minneapolis, Minn.	Lv	11 45	6 30	10 30	

EXTRA FARES—"GOLDEN STATE"

Examples of Fares

Between	Coach Class (one-way)	First Class (one-way)
Los Angeles and Chicago.....	\$3.50	\$7.50
Los Angeles and El Paso.....	2.00	5.50
Los Angeles and Kansas City.....	3.50	7.50
Los Angeles and Phoenix.....	1.50	4.00
Los Angeles and Tucson.....	1.50	4.00
Phoenix and Chicago.....	2.75	6.00
Phoenix and Kansas City.....	2.75	6.00
Tucson and Chicago.....	2.50	6.00
Tucson and Kansas City.....	2.50	6.00

(15% Federal Tax not included)

Examples of Fares shown are for adults, half of adult service charges for children 5 years of age and under 12. No charge for children under 5 when accompanied by parent or guardian.

★—Regularly assigned cars are air-conditioned.
 All PM time in Dark faced figures.
 E.T.—Eastern Standard Time.
 C.T.—Central Standard Time.
 M.T.—Mountain Standard Time.
 P.T.—Pacific Standard Time.
 a—Leaves 11:00PM on Saturday.
 b—Daily except Saturday.
 d—Stops to detain pay passengers from Phoenix or beyond; also enroute for Alhambra or beyond.
 e—Stops to detain pay passengers from Tucumcari or beyond.
 f—Flag stop.
 g—Passengers enroute to or from Benson will be handled to and from Whetstone.
 □—La Salle Street Station (La Salle & Van Buren Sts.)
 †—Grand Central Station (Harrison and Wells Sts.)
 ‡—Union Passenger Station (Canal, Adams and Jackson Sts.)
 ○○—Dearborn Station (Dearborn and Polk Sts.)
 *—On call taxi service between Alhambra and Pasadena City ticket office, 148 East Colorado Blvd. Consult Agent for details.

GOLDEN STATE ROUTE • EASTBOUND

LOS ANGELES (SAN DIEGO) - SOUTHERN ARIZONA - EL PASO - KANSAS CITY - ST. LOUIS - CHICAGO - NEW YORK

Table 4 Frequent service from San Diego (See Table 92)		Golden State No. 4 Daily Example		Passenger No. 44 Daily Example		Imperial No. 40 Daily Example	
Lv Los Angeles, Cal. (Un. Sta.)	S.P.	1 30	Su	8 05	Su	12 15	Su
Lv Alhambra (Pasadena) *	"	1 50	Su	8 25	Su	12 34	Su
Lv Palm Springs, Cal.	"	k3 56	Su	11 08	Su	2 57	Su
Lv Indio, Cal.	"	k4 23	Su	11 55	Su	3 38	Su
Ar Niland, Cal.	"	6 18	Su	1 03	Mo	4 40	Su
Lv Niland, Cal. (Train No. 348)	S.P.					5 00	Su
Lv Brawley, Cal.	"					5 45	Su
Lv El Centro, Cal.	"					6 30	Su
Ar Calexico, Cal.	"					6 50	Su
Ar Yuma, Ariz. (P.T.)	S.P.	6 25	Su	2 50	Mo	6 05	Su
Lv Yuma, Ariz. (M.T.)	"	7 35	Su	4 10	Mo	7 20	Su
Lv Phoenix, Ariz.	"	10 35	Su	8 10	Mo	10 40	Su
Lv Tucson, Ariz.	"	12 50	Mo	11 50	Mo	1 30	Su
Lv Benson, Ariz.	"						
Lv Bowie, Ariz.	"						
Lv Lordsburg, N. M.	"						
Lv Deming, N. M.	"						
Ar Bisbee Junction, Ariz.	S.P.	f 2 58	Mo	2 25	Mo	f 3 44	Su
Ar Bisbee, Ariz.	Bus	3 23	Mo	2 50	Mo	4 09	Su
Lv Bisbee, Ariz.	"	2 23	Mo	1 55	Mo	3 14	Su
Lv Douglas, Ariz.	S.P.	3 30	Mo	3 10	Mo	4 20	Su
Ar El Paso, Tex. (M.T.)	"	7 05	Mo	7 40	Mo	8 30	Su
Lv El Paso, Tex. (M.T.)	"	7 20	Mo	8 50	Mo	8 45	Su
Ar Tucumcari, N. M. (M.T.)	S.P.	1 43	Mo	5 15	Tu	4 10	Mo
Lv Tucumcari, N. M. (C.T.)	R.I.					6 30	Mo
Ar Oklahoma City, Okla.	"					4 50	Mo
Ar Little Rock, Ark.	"					3 00	Tu
Ar Memphis, Tenn.	"					6 50	Tu
Lv Tucumcari, N. M. (C.T.)	R.I.	2 49	Mo			5 50	Mo
Lv Dalhart, Tex.	"	4 24	Mo			7 40	Mo
Ar Topeka, Kan.	"	12 04	Tu			4 52	Mo
Ar Kansas City, Mo.	R.I.	1 25	Tu			6 15	Mo
Lv Kansas City, Mo.	Mo.Pac.	1 45	Tu			11 30	Mo
Ar St. Louis, Mo.	Mo.Pac.	8 05	Tu			7 23	Tu
Lv Kansas City, Mo.	R.I.	9 10	Tu			8 15	Mo
Ar St. Paul, Minn.	"	6 00	Tu			8 30	Tu
Ar Minneapolis, Minn.	R.I.	6 40	Tu			9 15	Tu
Lv Kansas City, Mo.	R.I.	1 50	Tu			7 00	Mo
Ar Chicago, Ill. (C.T.)	□R.I.	11 45	Tu			6 15	Tu

TRAIN 4 STREAMLINER GOLDEN STATE—Extra Fare Via S. P. and R. I.

Full Lounge Car: ★ Los Angeles to Chicago. (For Pullman passengers.) (Does not operate on days Buffet-Obs. operates.) (Valet Service.)

Standard Sleepers:

★ Los Angeles to Chicago. (6 BR., 10 Rmets.) Car 41. (4 BR., 4 Compts., 2 DR.) Car 44.

★ Los Angeles to Chicago. (Buffet-Obs., 2 BR., 1 DR.) Car 40. (Operates 3 days out of 5.) Consult Agent.

★ Los Angeles to St. Louis S.P.-R.I. No. 4 to Kansas City, Mo.Pac. No. 20 to St. Louis. (6 Sec., 6 Rmets., 4 BR.) Car 45.

★ Los Angeles to Minneapolis. S.P.-R.I. No. 4 to Kansas City, R.I. No. 508 to Minneapolis. (6 Sec., 6 Rmets., 4 BR.) Car 46.

★ Phoenix to Chicago. (4 BR., 4 Compts., 2 DR.) Car 43. Occupancy at 9:00PM.

★ Tucson to Chicago. (12 BR., 4 days out of 5. 4 BR., 4 Compts., 2 DR., 1 day out of 5.) Car 42. Occupancy at 9:00PM.

Chair Cars: (Please reserve seats in advance.)

★ Los Angeles to Chicago. (Cars 48-49.)

★ Los Angeles to Minneapolis. S.P.-R.I. No. 4 to Kansas City, R. I. No. 508 to Minneapolis. Car. 47

Pillow service available at nominal charge.

Dining Car: ★ Los Angeles to Chicago.

Coffee Shop Lounge Car: ★ Los Angeles to Chicago. (For coach passengers.)

News Agent Service: (Los Angeles to Tucumcari.)

Baggage: Checked service only to certain stations east of Tucumcari. Consult Agent.

Tickets Honored: Ask Agents.

TRAIN 40 IMPERIAL Via S. P. and R. I.

(Open for occupancy at 10:00PM)

Lounge Car: ★ Los Angeles to Chicago.

Standard Sleepers: ★ Los Angeles to Chicago. (12 Rmets., 1 SBR., 4 DBR.) Car 406. (Occupancy until 7:00AM.)

★ Los Angeles to Chicago. (10 Sec., 1 DR., 2 Compts.) Car 405. (Occupancy until 7:00AM.)

★ Los Angeles to Memphis. (On R.I. 112 from Tucumcari.) (10 Sec., 1 DR., 2 Compts.) Car 404.

★ Phoenix to Chicago. (6 Sec., 6 BR.) Car 402. (Occupancy until 7:00AM.)

★ Los Angeles-Calexico. (8 Sec., 5 BR.) Car 400. (On Train No. 348, Niland to Calexico.) (Occupancy until 7:30AM.)

Chair Cars: ★ Los Angeles to Chicago.

★ Los Angeles to Memphis.

Pillow service available at nominal charge.

Diner: ★ Los Angeles to Chicago.

Diner: ★ Tucumcari to McAlester.

News Agent Service.

Tickets Honored: All classes.

TRAIN 44 PASSENGER Via S. P. and R. I.

Coach: ★ Los Angeles to Tucumcari.

Tickets Honored: All classes.



it's fun to ride the streamlined "Golden State." This great streamliner offers luxurious lounge and dining cars, all types of modern Pullman accommodations, comfortable reclining chair cars. Fast service over the low altitude route between Chicago and Los Angeles via Southern Arizona.

★—Regularly assigned cars are air-conditioned.

All PM time in Dark faced figures.

‡—Open for occupancy at 10:00PM.

P.T.—Pacific Standard time.

M.T.—Mountain Standard time.

C.T.—Central Standard time.

□—La Salle Street Station (La Salle and Van Buren Sts.)

◀—Passengers enroute to or from Benson will be handled to and from Whetstone.

f—Flag stop to entrain or detrain passengers.

h—Stops on flag to entrain pay passengers for Phoenix or beyond; also detrain from Alhambra or beyond.

*—On call taxi service between Alhambra and Pasadena City Ticket office, 148 East Colorado Blvd. Consult Agent for details.

SUNSET ROUTE

NEW ORLEANS, HOUSTON, SAN ANTONIO, EL PASO

GOLDEN STATE ROUTE

CHICAGO, ST. LOUIS, KANSAS CITY, EL PASO

WESTBOUND

Elev.	Table 5			Sunset Limited No. 1 Daily	Argonaut No. 5 Daily	Acadian No. 3 Daily
	Mls.					
12	Lv New Orleans, La. (C.T.)	0	11 45	10 30	8 30	
10	Union Station	6	11 57	10 43	8 43	
10	East Bridge Junction					
8	Mississippi River Bridge					
10	West Bridge Junction	11	12 13	11 01	9 01	
8	Boutte	25				
9	Des Allemands	33				
8	Raceland Junction	41			9 43	
25	Lafourche	52				
17	Schriever	56		12 05	10 20	
11	Gibson	67				
13	Boeuf	74				
14	Morgan City	81		12 51	10 59	
15	Berwick	87		1 00	11 03	
9	Patterson	87				
12	Bayou Sale	96				
10	Franklin	102			11 34	
13	Baldwin	106				
19	Jeanerette	116			11 53	
21	New Iberia	125		2 15	12 19	
34	Cade	133				
38	Broussard	139				
39	Lafayette	145	2 55	2 45	12 47	
39	Lafayette	145	3 00	2 55	1 10	
35	Rayne	161			1 34	
23	Crowley	167			1 49	
18	Midland	175				
16	Mermentau	186				
29	Jennings	191			2 19	
23	Roanoke	196				
24	Welsh	207			2 31	
23	Iowa	219			2 46	
19	Lake Charles	229	4 30	4 49	3 28	
19	Sulphur	242			4 07	
16	Vinton, Louisiana	257				
10	Orange, Texas	279	5 19	5 45	4 39	
22	Beaumont (50)	299	5 48	6 20	5 17	
45	Nome	309			5 51	
60	Devers	321			6 11	
34	Liberty	327			6 22	
81	Dayton	342			6 38	
55	Crosby	363	7 20	8 00	7 10	
47	Houston (St. Gen. Sta.)	363	7 40	8 35		
47	Houston (83, 49)	389		8 35		
80	Sugar Land	397		9 34		
90	Richmond	400		9 45		
107	Rosenberg	411				
117	Taverner	416				
126	Dad Bernard	426				
174	Liste	432			10 04	
174	Bagle Lake	445			10 28	
183	Alleyton	448				
202	Columbus	463			10 51	
410	Weimar	471			11 16	
345	Schulenburg	484			11 26	
452	Flatonja	484			11 52	
387	Waelder	495			12 07	
456	Harwood (54)	508				
409	Luling	517			12 41	
605	Kingsbury	528			12 56	
550	Seguin	538			1 07	
643	Marion	549			1 29	
713	Schertz	557			1 38	
712	Randolph Field (Airport)	558			1 45	
712	Converse	561				
661	San Antonio, Tex. (S.P.)	573	11 59	2 15		

Elev.	Table 6			Sunset Limited No. 1 Daily	Argonaut No. 5 Daily
	Mls.				
661	Lv San Antonio (S.P. Sta.)	573	12 15	2 50	
631	Macdonia	591			
721	Lacoste	598	3 36		
778	Noonan	605			
992	Dunlay	613			
890	Hondo	622		4 13	
881	D'Hanis	631		4 24	
1065	Seo	636			
957	Sabinal	643		4 38	
985	Knippa	655		4 57	
931	Uvalde	671	2 11	5 23	
939	Hacienda	683		5 46	
997	Cline	689			
1102	Odlaw	698			
975	Anacacho	706		6 17	
1009	Spofford (51)	743	3 35	7 05	
964	Del Rio (52)	743	3 45	7 25	
964	Del Rio	751			
923	McKees	757			
985	Devil's River	763			
1130	Bullis	778		8 11	
1382	Comstock	792	4 42	8 32	
	High Bridge (Pecos River)	795			
1413	Shulma	807		9 02	
1397	Langtry	820		9 26	
1815	Pumpville	849		10 09	
2106	Dryden	871	6 20	10 55	
2771	Ar Sanderson	871	6 30	11 05	
3093	Emerson	879			
3368	Rosentlow	887		11 32	
3663	Longfield	896			
3725	Tennus	907		12 01	
3891	Haymond	915		12 12	
4043	Marathon	931		12 36	
4484	Alpine	962	8 24	1 27	
5074	Paisano (Summit)	975		1 52	
4694	Marfa	988	8 55	2 12	
4432	Ar Valentine	1023		2 55	
4432	Ar Valentine	1023		3 15	
3942	Lobo	1051		3 45	
4281	Hot Wells	1069		4 07	
4519	Sierra Blanca	1092		4 39	
4117	Small	1108		5 21	
3949	Finlay	1114		5 27	
3568	McNary	1126		5 48	
3592	Fort Hancock	1131		5 59	
3583	Tornillo	1149		6 26	
3615	Fabens	1155		6 37	
3632	Clint	1162		6 49	
3664	Yaleta (C.T.)	1172		7 06	
3720	Set watch back one hour Ar El Paso, Tex. (MT) (Union Station)	1184	11 40	6 40	

WESTBOUND

Elev.	Table 7			Golden State No. 3 Daily	Imperial No. 39 Daily	Passenger No. 43 Daily
	Mls.					
606	Lv Chicago, Ill. (CT)	0	1 20	9 00		
609	Englewood, Ill.	6	1 30	9 14		
570	Rock Island, Ill.	181	4 30	12 35		
779	Ar Kansas City, Mo.	510	10 30	7 30		
844	Lv Minneapolis, Minn.	0	11 45	6 30		
722	St. Paul, Minn.	11	12 10	7 10		
796	Des Moines, Ia.	270	4 58	2 05		
779	Ar Kansas City, Mo.	493	9 15	7 15		
457	Lv St. Louis, Mo.	0	4 00	11 50		
779	Ar Kansas City, Mo.	279	9 00	7 20		
457	Lv St. Louis, Mo.	0	4 00	11 40		
779	Ar Kansas City, Mo.	278	9 00	7 25		
779	Lv Kansas City, Mo.	510	11 00	8 00		
905	Topeka, Kan.	579	12 10	9 15		
1340	Herington, Kan.	661	2 00	11 05		
1506	McPherson, Kan.	707	3 20	12 35		
1541	Hutchinson, Kan.	735	6 40	4 05		
2847	Liberal, Kan.	919				
3130	Guymon, Okla.	958				
3984	Ar Dalhart, Tex. (CT)	1030	8 29	6 05		
5183	Lv Denver, Colo. (MT)	0	7 10	7 10		
5984	Colorado Springs, Colo.	74	9 05	9 05		
4656	Pueblo, Colo.	118	10 15	10 15		
3984	Ar Dalhart, Tex. (CT)	384	6 27	6 27		
3984	Lv Dalhart, Tex.	1030	8 33	6 15		
4075	Ar Tucumcari, N. M. (CT)	1124	10 16	8 05		
262	Lv Memphis, Tenn.	0		7 40		
267	Little Rock, Ark.	133		10 35		
1194	Oklahoma City, Okla.	487		8 50		
1361	El Reno, Okla.	513		9 50		
3665	Amarillo, Tex.	761		4 25		
4075	Ar Tucumcari, N. M. (CT)	874		7 30		
4075	Lv Tucumcari, N. M. (MT) (27) S.P.	1124	9 30	7 35		
4319	Montoya	1145		8 20		
1157	Newkirk	1157		9 12		
1166	Cuervo	1166		9 40		
1183	Santa Rosa	1183	8 43	10 15		
1204	Pastura	1204		10 55		
1226	Vaughn	1226		11 15		
1241	Duran	1241		11 45		
1261	Corona	1261		12 20		
1288	Ancho	1288		1 00		
1312	Ar Carrizozo (To Ft. Stanton)	1312	12 32	11 20		
1312	Ar Carrizozo	1312	12 36	11 27		
1339	Three Rivers	1339		1 49		
1356	Tularosa	1356		2 12		
1369	Alamogordo	1369	1 27	12 28		
1406	Orogrande	1406		1 04		
1435	Newman, N. M.	1435		3 24		
1450	Fort Bliss	1450		3 55		
3720	Ar El Paso, Tex. (MT)	1456	3 00	2 00	4 35	

NEW TRAIN-TO-TRAIN BAGGAGE TRANSFER

in Chicago (Eastbound or Westbound) between Pullman space on the "Golden State" and the "20th Century Limited" or the "Commodore Vanderbilt" leaving Chicago the same day—ask your Pullman porter.

All PM time in Dark faced figures
 C.T.—Central Standard Time. Δ—Air mail dispatched.
 M.T.—Mountain Standard Time.

- Open for occupancy 10:00 P.M.
- a—No. 1—Stops on flag at Rosenberg and Uvalde to entrain revenue passengers to El Paso and points west where scheduled to stop. Also stops at Uvalde to detrain passengers from Houston and beyond.
- b—No. 5—Stops on flag between New Orleans and Houston to detrain revenue passengers on through tickets beyond New Orleans, also stops on flag between New Orleans and Vinton to entrain to points on SP west of Houston.

- c—No. 5—Stops on flag at stations between Houston and El Paso to entrain or detrain revenue passengers to or from any station.
- d—Stops on flag to entrain revenue passengers to Lafayette or beyond where scheduled to stop, and detrain revenue passengers from New Orleans or beyond; also on flag at Donner.
- f—Flag stop to entrain or detrain revenue passengers.
- g—Flag stop to entrain revenue passengers to Houston and beyond and detrain from connecting Lines at New Orleans.

- j—Stops to entrain for west of Tucumcari; also detrain from Kansas City or beyond.
- k—Stops on flag to entrain revenue passengers for El Paso or beyond; also detrain from Dalhart-Amarillo or beyond.
- p—Stops on flag to entrain Pullman passengers for Tucumcari or beyond; revenue Coach passengers for Calif. points; also detrain Pullman passengers from Kansas City or beyond.
- r—Stops on flag to detrain revenue passengers from Tucumcari and East, also entrain for Douglas and West.
- u—Stops on flag to entrain revenue passengers for Colton or beyond; also detrain from Kansas City or beyond.

SUNSET ROUTE • GOLDEN STATE ROUTE

EL PASO - DEMING - DOUGLAS - TUCSON - PHOENIX - LOS ANGELES - SAN FRANCISCO

WESTBOUND

Table 8		Imperial No. 39 Daily	Passenger No. 43 Daily	Golden State No. 3 Daily	Argonaut No. 5 Daily	Sunset Limited No. 1 Daily
Elev	Mls.					
3720	2 15		5 30	3 15	7 20	11 55
4211	1184		f 6 22			
4334	1272		f 7 30			
4489	1292		f 8 00			
4503	1312		f 8 28			
4244	1332		f 8 55			
4244	1332		f 9 10			
4347	1351		f 9 33			
3611	1366		f 9 54			
3761	1382		10 30			
4167	1406		11 05			
4225	1416		f 11 18			
4613	1426		f 11 34			
3580	1447		12 16			
4064	1456					
3238	1474					
2386	1494		1 35			
4103	15					
4057	73				8 53	
4511	117				9 50	
4396	147				10 24	
4119	165				10 45	
3970	217	6 10	6 45	11 50	3 30	
3970	217	6 15	6 50	12 05	3 40	
3970	217	6 15	6 50	12 42	4 08	
4676	239		7 20	12 47	4 13	
4676	239	6 55	7 20	12 47	4 13	
5294	247	7 15	7 40	12 12	3 33	
5294	247	7 15	7 40	12 37	3 58	
4676	239	6 50	7 15	12 42	4 08	
4676	239	6 50	7 15	12 51	4 18	
4580	243			1 13		
4183	255	7 07		1 25		
4030	265			1 25		
3853	276	7 28		1 42		
4071	296			3 10	5 55	
2386	340	8 40	9 00	3 10	5 55	
2386	340	8 40	9 00	3 35	6 05	
2057	1511					
1616	1540				4 27	
1616	1540				4 27	
1425	19	10 03	3 20	10 16	7 10	
1214	51	10 37	4 04	10 49	7 40	
1229	59	10 50	4 24	11 08	7 49	
1161	66	11 04	4 35			
1084	75	11 25	5 00	11 35	8 20	
1084	75	11 40	5 35	11 45	8 30	
971	91		6 07			
888	105	12 17	6 30			
876	113					
535	158		f 7 38			
255	211		f 8 48			
1616	1540			g 4 27		
1562	1545			4 37		
1508	1550			4 44		
1395	1559			5 01		
1173	1580			5 26		
736	1622			6 33		
687	1652			7 10		
494	1666			f 7 34		
540	1686			f 8 04		
255	1708			f 8 34		
142	1745	2 55	9 45	2 45	9 30	11 30
TRAIN NUMBERS						
		39	43	3	5	1

P.T.—Pacific Standard Time.

M.T.—Mountain Standard Time.

=Below Sea Level.

△—Air Mail dispatched.

▲—P.G.L. Bus.

*—P.G.L. Station.

*—Arrives Sacramento 8:30 AM.

a—Stops on flag to entrain pay passengers for Yuma and beyond; also detrain from Tucson and beyond.

b—Stops on flag to detrain pay passengers from east of El Paso; also entrain for Colton or beyond.

c—Stops on flag to detrain pay passengers from El Paso or beyond also to entrain for Colton or beyond.

e—Stops on flag to detrain pay passengers from Wellton or beyond.

f—Flag stop to entrain or detrain passengers.

g—Stops on flag for Gila line passengers and Colton or beyond.

h—Stops on flag to detrain pay passengers from Phoenix and beyond.

j—Stops on flag to detrain pay passengers from Kansas City or beyond; also entrain for Palm Springs or beyond.

k—Stops on flag to detrain pay passengers from El Paso or beyond.

m—Stops on flag to detrain pay passengers from Phoenix or beyond; also entrain for Alhambra or beyond.

n—Stops on flag to detrain pay passengers from Tucumcari or beyond.

p—Stops to entrain or detrain passengers enroute to or from Benson.

r—Stops on flag to entrain pay passengers for Alhambra or beyond; also detrain from Wellton or beyond.

s—Stops on flag to entrain pay passengers for Colton or beyond.

t—Stops to entrain pay passengers for Palm Springs or beyond also detrain from El Paso or beyond.

w—Stops on flag to entrain pay passengers for Alhambra or beyond; also detrain from El Paso or beyond.

WESTBOUND

Table 9		Mls.	Imperial No. 39 Daily	Passenger No. 43 Daily	Golden State No. 3 Daily	Argonaut No. 5 Daily	Sunset Limited No. 1 Daily	No. 347 Daily
Elev	Mls.							
142	1745	2 10	9 25	1 55	8 55	10 45		
130	1811	3 17	11 20	2 58	10 07	11 50		
142	0							
1	61							
2	60							
2	61							9 30
16	66							9 32
49	70							9 55
49	70							9 55
68	74							10 03
117	84							10 23
160	89							10 40
183	94							10 55
130	102							10 55
130	1811	3 17	11 20	2 58	10 07	11 50		
202	1840							
197	1854							
127	1860							
72	1864							
20	1867	4 13	1 25	3 59	11 08	12 45		
1125	1895	5 10	2 20	4 41	11 56	1 19		
1779	1904							
2318	1910							
2559	1916	5 45	3 07		7 12	5 55		
1307	1932							
1071	1935							
964	1939	6 25	3 50	5 51	1 17	2 28		
1082	1943							
952	1954							
980	1958							
855	1964	7 05	4 45	6 30	2 03	3 10		
320	1977							
287	1981							
285	1983							
409	1987							
459	1990	7 45	5 35	7 10	2 50	3 50		
290	1996	8 05	6 00	7 35	3 15	4 15		

▲—On Call Taxi Service between Alhambra and Pasadena City Ticket Office, 148 East Colorado Blvd. Consult Agent for details.

Los Angeles to San Francisco (Via Coast Line).

Table 10		Mls.	Coast Daylight No. 99 Daily	Starlight No. 95 Daily	Lark No. 75 Daily
Elev	Mls.				
290	1996	8 15	7 45	9 00	
425	2002	8 33	8 03	9 20	
7	2099	10 30	10 10	11 27	
239	2218	12 50	12 35	2 10	
43	2352	3 38	3 56	5 40	
43	0	▲ 3 45	▲ 5 50	▲ 5 50	
7	19	f	f	f	
3	21	▲ 4 33	▲ 6 33	▲ 6 33	
45	24	▲ 4 50	▲ 6 50	▲ 6 50	
43	0	▲ 3 45	▲ 7 18	▲ 7 18	
22	22	▲ 4 27	▲ 7 57	▲ 7 57	
8	41	▲ 5 09	▲ 8 55	▲ 8 55	
21	2370		4 30	6 15	
97	2419	4 58	5 30	7 20	
59	2436		6 01	8 05	
25	2450		6 14	8 25	
10	2466	6 00	6 45	9 00	

Los Angeles to San Francisco (Via San Joaquin Valley Line)

Table 11		Mls.	S. J. Daylight No. 51 Daily	Owl No. 57 Daily	West Coast No. 59 Daily	Bus and Taxi service available between Southern Pacific Third Street Station and Ferry Station, San Francisco. Approximate distance 1 1/2 miles.
Elev	Mls.					
290	1996	7 20	6 50	7 55		
425	2002	7 38	6 08	8 15		
414	2166	12 13	11 30	1 25		
290	2273	2 07	1 55	3 57		
6	2478	7 20	8 15	*		

WORRY-FREE TRAIN TO TRAIN BAGGAGE TRANSFER IN LOS ANGELES

Ask the Red Cap Porter who meets your train!

SUNSET ROUTE • GOLDEN STATE ROUTE

SAN FRANCISCO - LOS ANGELES - PHOENIX - TUCSON - DOUGLAS - DEMING - EL PASO

EASTBOUND

Elev	Table 12	Mls.	Coast Daylight No. 38	Star-light No. 94	Lark No. 76
10	Lv San Francisco (3rd St.)	0	* 8 15	* 7 45	* 9 00
25	Lv Burlingame	16		8 10	9 23
59	Lv Palo Alto	30		8 27	9 42
97	Lv San Jose	47	9 12	8 56	10 15
21	Ar Watsonville Junction	97		9 56	11 20
8	Lv Santa Cruz	0	8 50	* 9 00	* 9 00
23	Lv Watsonville	19	8 52	* 9 38	* 9 38
43	Ar Salinas	41	10 17	10 11	10 11
45	Lv Pacific Grove	0	8 50	* 9 10	10 25
3	Lv Monterey	3	8 50	* 9 30	10 43
7	Lv Del Monte	5	8 50	10 43	11 25
43	Ar Salinas	24	10 16	10 15	11 25
48	Lv Salinas	114	10 35	10 32	11 58
239	Lv San Luis Obispo	248	1 20	1 37	3 25
7	Lv Santa Barbara	367	3 42	4 07	6 10
425	Ar Glendale	464	5 42	6 25	8 42
239	Ar Los Angeles (Un. Sta.)	470	6 00	6 45	9 00

Elev	Table 13	Mls.	No. 52	No. 58	No. 60	Oakland connections leave San Francisco
6	Lv San Francisco (Mkt. St.)	0	* 7 20	* 8 00	#	Ferry 8 00PM
290	Lv Fresno	205	12 32	2 30	1 05	Lv Oakland Pier 8 30PM
414	Lv Bakersfield	313	2 41	4 55	3 20	Lv Oakland (1st St.) 8 43PM
425	Lv Glendale	477	7 08	10 10	8 20	Lv Fruitvale 8 52PM
290	Ar Los Angeles (Un. Sta.)	482	7 25	10 30	8 40	Ar San Jose 9 50PM

(A) Elev	Table 14	Mls.	Golden State No. 4 Daily	Sunset Limited No. 2 Daily	Passenger No. 44 Daily	Argonaut No. 6 Daily	Imperial No. 40 Daily	No. 348 Daily
290	Lv Los Angeles (Un. Sta.)	470	1 30	8 00	8 05	9 00	12 15	
459	" Alhambra (Pasadena) (*)	476	1 50	8 20	8 25	9 20	12 34	
409	" San Gabriel	479						
285	" El Monte	483			8 35	9 30		
287	" Bassett	485						
320	" Puente	488						
855	" Pomona	502	2 23	8 54	9 03	9 56	1 05	
980	" Ontario (To Upland)	508			9 13	10 06		
952	" Guasti	512						
1062	" Bloomington	523						
964	" Colton	527	2 52	9 24	9 43	10 35	1 38	
1071	" Loma Linda	531						
1307	" Redlands	534			10 23	11 15	2 15	
2559	" Beaumont	550			10 32	11 28		
2318	" Banning (20)	576			11 06	11 58	2 57	
1125	" Palm Springs (38)	592	3 55	10 30	11 55	12 49	3 38	
= 20	" Indio	598	4 23	11 02	12 04	12 53		
= 72	" Coachella	603			12 59			
= 127	" Thermal	612						
= 197	" Mecca	626						
= 202	" Salton	626						
= 130	Ar Niland, Cal.	656	5 18	11 58	1 03	1 50	4 40	
= 183	" Calipatria	680					5 00	
= 160	" Rockwood	684					5 18	
= 117	" Brawley	699					5 45	
= 68	" Imperial	728					6 05	
= 49	Ar El Centro	732					6 30	
= 49	Ar El Centro S.P.	32					6 30	
= 16	" Heber	37					6 37	
= 2	Ar Calexico	41					6 50	
= 2	Lv Calexico Int. Cal.	41						
= 1	Ar Mexicali (19)	42						
= 130	Lv Niland, Cal.	656	5 18	11 58	1 03	1 50	4 40	
142	Ar Yuma, Ariz. (P.T.)	721	6 25	1 15	2 50	3 35	6 05	

LOS ANGELES, EL CENTRO, CALEXICO

*Coach (change at Niland); and *Standard Sleeper

Nos. 40-348	Daily Service	Nos. 347-43
x 12 15	Lv Los Angeles (Un. Sta.)	Ar 6 00
12 34	Lv Alhambra	Ar 5 35
1 38	Lv Colton	Ar 3 50
3 38	Lv Indio	Ar 1 11
5 00	Lv Niland	Ar 11 20
5 45	Ar Brawley	Lv 10 23
6 30	Ar El Centro	Lv 9 55
6 50	Ar Calexico	Lv 9 30

On call taxi service between Alhambra and Pasadena City Ticket Office, 148 East Colorado Blvd. Consult Agent for details.

*Daily.

P.T.—Pas. Std. Time.
M.T.—Mt. Std. Time.
△—Air Mail dispatched.

▲—P.G.L. Bus.

●—P.G.L. Station.

—Below Sea Level.
†—Train No 348.

#—Leaves Sacramento 8:45PM.

g—Stops on flag to entrain pay passengers for points East of Wellton.

h—Stops on flag to entrain pay passengers for Yuma or beyond.

i—Stops on flag to entrain pay passengers for El Paso or beyond; also to detrain from Colton or beyond.

j—Stops on flag to entrain pay passengers for Wellton or beyond.

k—Flag stop to entrain or detrain passengers.

l—Stops on flag to detrain pay passengers from Colton or beyond; also entrain for Tucson and East.

m—Stops on flag to entrain pay passengers for El Paso or beyond.

n—Stops on flag to entrain pay passengers for Wellton or beyond; also detrain from Alhambra or beyond.

o—Stops on flag to entrain pay passengers for Phoenix or beyond.

p—Stops on flag to detrain pay passengers from Yuma or beyond; also entrain for Tucson and beyond.

q—Stops on flag to detrain pay passengers from Colton or beyond.

r—Stops to entrain or detrain passengers to or from Benson.

s—Stops on flag to detrain pay passengers from Alhambra or beyond; also entrain for east of Wellton.

t—Stops on flag to entrain pay passengers for El Paso or beyond; also detrain from Alhambra or beyond.

u—Stops on flag to entrain pay passengers for Phoenix or beyond; also detrain from Alhambra or beyond.

x—Open for occupancy at 10:00PM.

EASTBOUND

Elev	Table 15	Mls.	Golden State No. 4 Daily	Sunset Limited No. 2 Daily	Passenger No. 44 Daily	Argonaut No. 6 Daily	Imperial No. 40 Daily
142	Set watch ahead one hour						
142	Lv Yuma, Ariz. (M.T.)	721	7 35	2 25	4 10	4 55	7 20
235	Lv Wellton	758			4 59	5 45	
540	" Mohawk	781				6 21	
494	" Aztec	800				6 48	
687	" Sentinel	814				7 10	
736	" Gila (31)	844				7 55	
1173	" Maricopa	886				8 58	
1395	" Casa Grande	907				9 23	
1508	" Toltec	916				9 42	
1552	" Eloy	921				9 55	
1616	Ar Picacho	926				10 03	
255	Lv Wellton	758			4 59		
535	" Hyder	810			5 51		
876	" Hassayampa	856				6 52	
898	" Buckeye	864				7 10	
1034	" Litchfield	878				7 40	
1084	Ar Phoenix	894	10 18	5 15	7 40	10 25	
1161	Lv Phoenix	902	10 35	5 30	8 10	10 40	
1229	" Tempe	910			8 33	11 04	
1214	" Mesa	917	11 00	5 55	8 55	11 16	
1425	" Chandler	950	11 39	6 05	9 15	11 27	
1616	" Coolidge	969			10 03	11 03	
1616	Lv Picacho	969				10 03	
2057	" Rillito	29			10 36	11 00	
2386	Ar Tucson, Ariz. (23, 34)	46	12 40	7 45	11 25	1 10	
2386	Lv Tucson, Ariz.	972	12 50	7 55	11 50	1 30	
3238	" Vail	991			11 58		
3547	" Pantano	1001					
4064	" Mescal	1012					
4071	" Wheelstone	1018					
3853	" Fairbank (24, 25)	1038			1 30	2 52	
4183	" Hereford	1058			1 55	3 05	
4580	" Naco	1071			2 15	3 27	
4676	Ar Bisbee Jct. (28)	1074	2 58	10 01	2 25	3 44	
4676	Lv Bisbee Jct. (Bus)	1074	3 03	10 06	2 30	3 49	
5294	Ar Bisbee	1082	3 23	10 26	2 50	4 09	
5294	Lv Bisbee (Bus)	0	2 23	9 26	1 55	3 14	
4676	Ar Bisbee Jct.	8	2 48	9 51	2 20	3 39	
4676	Lv Bisbee Jct.	1074	2 58	10 01	2 25	3 44	
3970	Ar Douglas, Ariz.	1096	3 25	10 30	2 50	4 15	
4119	Lv Douglas, Ariz.	1096	3 30	10 35	3 05	4 20	
4119	" Rodeo, N. M.	1148					
4396	" Animas	1165					
4511	" Hachita	1196					
4057	" Columbus	1240					
3833	" Anapra, N. M.	1307					
3580	Lv Benson (24)	1021				12 58	
4613	" Dragoon	1042				1 40	
4225	" Cochise	1051				1 52	
4167	" Wilcox (23)	1062				2 10	
3761	" Bowie	1086				2 25	
3611	" San Simon, Ariz.	1102				2 39	
4347	" Steins, N. M.	1116				2 53	
4244	Ar Lordsburg (21, 22)	1136				3 10	
4244	Lv Lordsburg	1136				4 10	
4503	" Separ	1155				4 41	
4489	" Gage	1176				5 00	
4334	" Deming (20)	1195				5 25	
4211	" Afton, N. M.	1247				6 25	
3720	Ar El Paso, Tex. (M.T.)	1283	7 05	2 10	7 40	8 30	

TRAIN NUMBERS

g—Stops on flag to entrain pay passengers for Tucson or beyond.

SUNSET ROUTE

EL PASO, SAN ANTONIO, HOUSTON, NEW ORLEANS

GOLDEN STATE ROUTE

EL PASO, KANSAS CITY, ST. LOUIS, CHICAGO

EASTBOUND												EASTBOUND											
Table 16						Table 17						Table 18											
Elev.	Table 16	Mis.	Sunset Limited No. 2 Daily	Argonau No. 6 Daily	Elev.	Table 17	Mis.	Sunset Limited No. 2 Daily	Argonau No. 6 Daily	Acadian No. 4 Daily	Elev.	Table 18	Mis.	Imperial No. 40 Daily	Golden State No. 4 Daily	Passenger No. 44 Daily							
3720	Lv El Paso, Tex. (MT.) Δ	1283	2 30	8 05	661	Lv San Antonio, Tex. (S.P.) Δ	1894	4 00	2 50		3720	Lv El Paso, Tex. (MT) Δ	0	8 45	7 20	8 50							
	(Union Sta.) Set watch ahead one hour					Converse	1907						6										
3664	" Ysteta (C.T.)	1296	f 3 31		712	" Randolph Field	1909		3 22				20			9 24							
3632	" Clint	1305	f 3 44		713	" Schertz	1911		3 24				49	9 47		9 58							
3615	" Fabens	1312	f 3 54		643	" Marion	1919		3 34				87	10 30	8 48	10 55							
3593	" Tornillo	1318	7 10 01		550	" Seguin	1930		3 53				100			11 20							
3592	" Fort Hancock	1336	7 10 40		605	" Kingsbury	1939		4 08				117			11 41							
3563	" McNary	1341	7 10 46		407	" Luling	1950		4 53				144	11 55	9 5	12 25							
3949	" Finlay	1354	7 11 05		456	" Harwood (54)	1960						144	12 01	9 5	12 40							
4117	" Small	1359	7 11 05		367	" Waelder	1972		5 08				168			1 13							
4519	" Sierra Blanca	1376	7 12 04		452	" Flatonia	1987		5 21				195			1 55							
4281	" Hot Wells	1399	7 12 30		345	" Schulenburg	1997		5 50				215			2 18							
3942	" Lobo	1417	7 12 54		410	" Weimar	2005		6 00				230			2 50							
4432	Ar Valentine	1445	1 40	202	202	" Columbus	2019		6 28				251			3 13							
4432	" Valentine	1445	1 55	189	189	" Alleyton	2022						272	2 46		3 45							
4634	" Marfa	1480	f 2 48	174	174	" Eagle Lake	2035		6 55				290			4 15							
5074	" Paisano (Summit)	1493	f 3 09	156	156	" Lisse	2042		7 05				299			4 28							
4464	" Alpine	1505	7 34	117	117	" East Bernard	2052		7 18				311			4 45							
4043	" Marathon	1537	f 4 38	107	107	" Ravensberg	2057						332	4 10	1 45	5 15							
3881	" Haymond	1552		90	90	" Rosenberg	2068	7 22	7 38														
3725	" Tesnus	1561		82	82	" Richmond	2071		7 43														
3663	" Rosenfeld	1572		47	47	" Sugar Land	2080		7 55														
3368	" Longfellow	1580	f 5 19	47	Ar Houston (Gd. Cen. Sta.) Δ	2105	8 20	8 45															
3093	" Emerson	1588		47	Ar Houston (33, 49)	2105	8 35	10 00	8 30														
2771	Ar Sanderson	1597	9 28	5 45	51	" Crosby	2120																
2771	Ar Sanderson	1597	9 38	6 00	85	" Dayton	2146			f 9 16													
2106	" Dryden	1618		6 31	34	" Liberty	2146			9 23													
1815	" Pumpville	1647		45	45	" Devers	2159																
1397	" Langtry	1661	f 7 11	60	60	" Nonne	2169																
1413	" Shumla	1673		22	" Beaumont (56)	2189	10 11	11 50	10 25														
1382	" High Bridge (Pecos River)	1677	11 11	8 00	16	" Orange, Texas	2210	10 36	12 16	10 55													
1545	" Comstock	1690		8 38	19	" Vinton, Louisiana	2225																
1130	" Bullis	1705			16	" Sulphur	2238			f 11 37													
955	" Devil's River	1710	f 9 08	24	24	" Lake Charles	2248	11 28	1 15	12 03													
923	" McKees	1716		23	23	" Welsh	2260																
964	Ar Del Rio (58)	1725	12 13	9 30	29	" Roanoke	2276			f 12 33													
964	Lv Del Rio (58)	1725	12 23	9 50	29	" Jennings	2282		2 01	12 51													
1009	" Spofford (57)	1762		10 34	16	" Mermentau	2287																
975	" Anacacho	1770		18	18	" Midland	2292																
1102	" Ollaw	1779		23	23	" Crowley	2300		2 32	1 24													
997	" Cline	1784		35	35	" Rayne	2307			f 1 34													
939	" Hacienda	1796		39	Ar Lafayette	2322	12 55	3 15	1 55														
931	" Uvalde	1803	1 44	11 31	39	Lv Lafayette	2322		3 25	2 10													
985	" Knipps	1813		11 43	38	" Broussard	2329																
957	" Sabinal	1824		11 58	34	" Cade	2334																
1065	" Seco	1832		21	" New Iberia	2341		3 53	2 53														
881	" D'Hania	1837		19	" Jeanerette	2353			f 3 12														
890	" Hondo	1845		13	" Baldwin	2362																	
992	" Dunlay	1855		12 28	10	" Franklin	2366			f 3 29													
778	" Noonan	1863		12	12	" Bayou Sale	2371																
721	" Lacoste	1870		f 1 20	15	" Patterson	2380																
631	" Macdonna	1877		a	9	" Berwick	2386																
661	Ar San Antonio, Tex. (S. P. station) Δ	1894	3 40	2 10	14	" Morgan City	2387			4 06													
					13	" Boeuf	2394																
					11	" Gibson	2401			f 4 26													
					17	" Schriever	2412		5 31	4 51													
					25	" Lafourche	2415																
					8	" Raceland Junction	2427			5 22													
					9	" Des Allemands	2435																
					8	" Boutte	2443																
					10	" West Bridge Junction	2456	3 47	6 29	6 07													
					10	" Mississippi River Bridge	2462	4 03	6 46	6 25													
					12	" East Bridge Junction	2462	4 03	6 46	6 25													
						Ar New Orleans, La. (C.T.)	2468	4 15	7 00	6 45													
						(Union Station)	2468	4 15	7 00	6 45													

EASY TRAIN-TO-TRAIN BAGGAGE TRANSFER IN NEW ORLEANS & HOUSTON

Ask the Red Cap Porter who meets your train!

All PM time in Dark faced figures. Δ Air Mail dispatched.
 C.T.—Central Standard Time. M.T.—Mountain Stan. Time
 †—Does not stop.
 a—No. 6—Stops on flag at stations between El Paso and Houston to entrain or detrain revenue passengers to or from any station.
 bb—No. 6—Stops on flag between Houston and New Orleans to detrain revenue passengers from beyond Houston, including connecting Lines and S P. train 14 at Houston.
 ←—No. 4—Stops on flag at all stations between Vinton and New Orleans to entrain revenue passengers to New Orleans or beyond, and detrain from Houston.
 f—Flag stop to entrain or detrain revenue passengers.
 g—Stops to entrain pay passengers for Dalhart-Amarillo or beyond; also detrain from El Paso or beyond.
 m—Stops to detrain revenue passengers from west of Tucumcari; also entrain for Kansas City or beyond.

p—Stops on flag to detrain revenue passengers from Douglas and West, also entrain for Tucumcari and East.
 n—Stops on flag to entrain revenue passengers for Kansas City or beyond; also detrain from Colton or beyond.
 w—Stops to entrain revenue Pullman passengers for Englewood and Chicago; also to detrain Pullman passengers from El Paso and west; revenue coach passengers from California points.
 x—No. 2—Stops on flag at Uvalde to entrain revenue passengers to or beyond Houston and points East where scheduled to stop and detrain revenue passengers from or beyond El Paso. Also stops on flag at Rosenberg to detrain from or beyond El Paso.

SUNSET ROUTE • GOLDEN STATE ROUTE

CONNECTIONS IN CALIFORNIA - ARIZONA - NEW MEXICO - TEXAS

Table 19 TIA JUANA TECATE—INTER-CALIFORNIA RY.

452-358				357-451
8 40	Lv Tijuana (Mex.)	Ar		4 23
	Lv Agua Caliente (Mex.)	Lv		
9 08	Lv Garcia (Mex.)	Lv		7 57
9 20	Lv Matanuca (Mex.)	Lv		7 46
9 45	Lv Redondo (Mex.)	Lv		7 16
11 20	Ar Tecate (Mex.)	Lv		2 26
8 20	Lv Mexicali	Ar		3 00
11 00	Ar Algodones	Lv		12 25

Table 20 DEMING, SILVER CITY
Parrish Stages
(Daily) (Rail Tickets Not Honored.)

7 10	3 10	10 40	Lv Deming (8, 15)	Ar	7 35	12 20	3 35
7 55	3 55	11 25	Ar Hurley	Lv	6 50	11 35	2 50
8 15	4 15	11 45	Ar Ft. Bayard	Lv	6 30	11 15	2 30
8 30	4 30	12 01	Ar Silver City	Lv	6 15	11 00	2 15

Table 21 LORDSBURG, HOT SPRINGS
(Parrish Stages) (Rail Tickets Not Honored.)

* 7 15	Lv Lordsburg (8, 15)	Ar	4 30
8 15	Ar Silver City	Lv	3 30
8 40	Ar Ft. Bayard	Lv	3 05
10 40	Ar Hillsboro	Lv	1 00
11 30	Ar Hot Springs, N. M.	Lv	*12 15

LORDSBURG, CLIFTON

952 Mixed				953 Mixed
† 8 35	0	Lv Lordsburg (8, 15)	Ar	3 30
9 55	38	Ar Duncan	Lv	2 00
11 35	70	Ar Clifton, Ariz.	Lv	*12 20

(A) Table 23 EL PASO, LORDSBURG, FORT THOMAS, COOLIDGE DAM, SAN CARLOS, GLOBE
Pacific Greyhound Lines (Rail Tickets Honored)

*10 45	Lv El Paso	Ar	3 35	
4 12	Ar Lordsburg	Lv	11 23	
4 12	Ar Solomon	Lv	10 03	
4 30	Ar Safford	Lv	9 43	
4 34	Ar Thatcher	Lv	9 39	
4 41	Ar Pima	Lv	9 32	
4 55	Ar Fort Thomas	Lv	9 18	
5 00	Ar Geronimo	Lv	9 13	
5 08	Ar Bylas	Lv	9 05	
5 17	Ar Calva	Lv	8 54	
5 43	Ar Coolidge Dam	Lv	8 30	
* 6 45	5 43	Lv Coolidge Dam	Ar	8 30
6 05	Ar Peridot	Lv	8 05	
6 10	Ar San Carlos	Lv	8 00	
6 35	6 06	Ar Cutter	Lv	8 05
6 50	6 21	Ar Globe	Lv	* 7 50

† Daily Bus leaves every hour on the half hour, 6 30 to 12 30.

(B) SAFFORD, WILLCOX, TUCSON
Spoon Brothers Stage Line (Rail Tickets Honored)

* 2 20	Lv Safford	Ar	6 50
3 30	Ar Willcox	Lv	* 5 42

Pacific Greyhound Lines (Rail Tickets Honored)

* 4 05	Lv Willcox	Ar	5 42
5 50	Ar Tucson	Lv	* 3 50

BAGGAGE ARRANGEMENTS:

Hand baggage will be handled on bus with passenger. Checked baggage and remains from or to Miami, Globe, San Carlos, Pima and Safford will be handled via Tucson and Pacific Motor Trucking Company, except that between Globe and San Carlos, handling will be by Walliman Truck Service.

Table 24 BENSON, FAIRBANK, TOMBSTONE

11 00	10 40	5 8	00	0	Lv Benson	Ar	4 05	4 30	5 25
11 45	10 50	8 45		7	Lv Curtiss	Ar	3 35	4 00	4 56
12 30	11 35	9 30		20	Ar Fairbank	Lv	2 40	3 05	4 00
1 10				20	Lv Fairbank	Ar	2 30		
1 40				29	Ar Tombstone	Lv	2 00		

Table 25 FAIRBANK, PATAGONIA

g10 00	0	Lv Fairbank (8, 15)	Ar	g 3 30
f10 40	11	Ar Campstone	Lv	f 2 50
g12 30	44	Ar Patagonia	Lv	g 1 01

Table 26 BANNING-29 PALMS
(29 Palms Stages)
(Rail Tickets Not Honored.)

* 2 30	Lv Banning (9, 14)	Ar	11 00
4 40	Ar 29 Palms	Lv	* 9 15

Table 27 EL PASO, TUCUMCARI, FRENCH

* 8 50	0	Lv El Paso, Tex	Ar	2 00
5 15	332	Ar Tucumcari (7, 18)	Lv	* 7 35
6 10	332	Lv Tucumcari, N. M.	Ar	3 25
8 20	382	Ar Mosquero	Lv	12 59
8 37	390	Ar Solana	Lv	12 42
9 00	400	Ar Roy	Lv	12 22
9 21	411	Ar Mills	Lv	11 58
f10 09	434	Ar Taylor	Lv	11 10
r10 35	445	Ar French	Lv	10 45

BISBEE JUNC. AND BISBEE

Table 28 BUS (Daily) (Rail Tickets Connection Honored.)
(8 15)

Lv Bisbee Jct.	12 47	03 13	6 55	10 06	2 30	4 97	7 20
Ar Bisbee, Ariz.	1 07	23 33	7 15	10 26	2 50	4 09	7 40
Lv Bisbee, Ariz.	12 12	23 33	6 20	9 26	1 55	3 14	6 40
Ar Bisbee Jct.	12 37	48 58	6 45	9 51	2 20	3 39	7 05

Table 29 WHITE SANDS NATIONAL MONUMENT
Taxi service available between Alamogordo and The White Sands.

Table 30 DOUGLAS, NACOZARI
Nacozari Ry.
Note: Taxi connection between Douglas and Agua Prieta.

0	Lv Douglas, Ariz.	(8, 15)	Ar	
* 1 30	1	Ar Agua Prieta, Mex.	Lv	12 30
5 40	78	Ar Nacozari	Lv	* 8 00

Table 31 GILA, AJO
Tucson, Cornelia & Gila Bend R. R. Co.

† 8 15	0	Lv Gila (8, 15)	Ar	7 05
10 00	43	Ar Ajo	Lv	† 5 20

Table 32 TANNER MOTOR TOURS SERVICE (Tables 9, 14)

Auto Bus will meet trains Nos. 1, 2, 3 and 4 for passengers between Palm Springs Station and Palm Springs Village in each direction, also all other trains between hours 6:00AM and 6:00PM from Nov. 1 to June 1. One-way fare, \$1.00 plus Federal tax, per person.

During period June 1 to Nov. 1. Trains will be met on call. Regular service rates will apply.

Table 33 CARLSBAD CAVERNS

Side trip is made by comfortable air conditioned motor coach from El Paso.

Daily Schedule—CARLSBAD CAVERN COACHES		
Leave El Paso (Union Railroad Station)		8 30AM
Arrive Carlsbad Caverns		12 05PM
Leave Carlsbad Caverns		4 15PM
Arrive El Paso (Union Railroad Station)		7 45PM

* 7 20	* 3 55	11 * 15	* 5 15	Lv El Paso (Bus Station)	Ar	6 15	12 45	4 51	7 45	1 15
11 05	7 30	2 50	8 50	Ar Carlsbad	Lv	* 2 45	* 9 00	* 4 00	* 9 45	

(A) Table 34 TUCSON-NOGALES
(Citizen Auto Stage Co.) Daily
(Rail Tickets Honored)

Lv Tucson (8, 15)	7 05	9 00	11 15	12 10	1 15	3 30	4 45	6 00	8 15	10 15
Ar Nogales	8 50	10 45	1 00	1 55	3 00	5 15	6 30	7 45	10 00	12 00
Lv Nogales	7 00	9 15	11 00	1 15	3 00	4 00	6 00	7 00	8 15	10 15
Ar Tucson	8 45	11 00	12 45	3 00	4 45	5 45	7 45	8 45	10 12	12 00

(B) ARIZONA BUS LINES—(Daily)
(Rail Tickets Not Honored)

5 10	0	Lv Tucson (P.G.L. Bus Sta.)	Ar	10 55
6 30	45	Ar San Manuel	Lv	9 30

Table 35 APACHE TRAIL TOURS

One-day "on call" sightseeing tour from Phoenix over historic Apache Trail to Globe, Ariz., via Roosevelt Dam and Cliff Dwellings, returning to Phoenix via Superior Highway and world's largest copper mines. 205 miles scenic tour via Arizona Tours Inc. (American Sightseeing Assn., Inc.), or Tanner Gray Line Tours.

Adult fare with minimum 2 adult passengers... \$10.00
Children over 4 and under 12... 5.00
Children 4 and under... Free
Minimum charge for private limousine... 50.00
(15% Federal tax not included)

Railroad Exchange orders should be drawn on Arizona Tours Inc., or Tanner Gray Line Tours.

Table 36 EL PASO, ALAMOGORDO, ROSWELL
New Mexico Transportation Co. (Motor Coach)
(Rail Tickets Not Honored.)

* 12 01	* 6 15	11 * 00	* 5 00	Lv El Paso	Ar	11 45	5 35	9 20	5 00
2 00	8 30	1 10	7 05	Lv Alamogordo (7, 18)	Lv	9 45	3 30	7 20	3 00
4 40	11 05	3 50	9 45	Ar Roswell	Lv	* 6 50	12 * 30	* 4 30	12 * 15

All PM Time in Dark-faced figures.

- f—Flag stop to entrain or detrain passengers.
- *—Daily.
- †—Daily except Sunday.
- g—Monday, Wednesday, Friday.
- h—Saturday only.
- i—Tuesday, Thursday.
- n—Wednesday, Saturday.
- r—Tuesday, Thursday, Saturday.

NEXT TIME TRY THE RAIL-AUTO TRAVEL PLAN

Enjoy the restfulness of train travel to your destination . . . then use a new automobile, waiting and yours for as long as you want it. The Index of this folder indicates with a Star (★) stations having

Rail-Auto Service available.

Ask any S.P. ticket agent for details.

SUNSET ROUTE

TEXAS AND LOUISIANA LINES

Table 37

**NEW ORLEANS, BEAUMONT, HOUSTON, SAN ANTONIO,
DALLAS AND SHREVEPORT (Daily)**

READ DOWN					READ UP				
	1	3	5	Mls.		4	6	2	
c11 45	8 30	10 30	0	Lv New Orleans (C.T.)	Ar	6 45	7 00	4 15	
5 48	5 17	6 20	279	Lv Beaumont	Ar	10 25	11 50	10 11	
7 20	7 10	8 00	363	Ar Houston	Lv	8 30	10 00	8 35	
7 40		8 35	363	Lv Houston	Ar		8 45	8 20	
11 59		2 15	573	Ar San Antonio	Lv		2 50	4 00	
	13	15	17			16	14	18	
4 45	8 25	10 45	0	Lv Houston	Ar	2 05	9 25	6 30	
9 10	2 15	6 30	264	Ar Dallas	Lv	8 10	5 00	11 00	
	26	28				25	25	27	
9 10	9 10	10 45	0	Lv Houston	Ar	7 45	7 45	6 45	
4 15	4 15	6 15	232	Ar Shreveport	Lv	12 40	12 40	11 30	

Train 3—ACADIAN—Daily—New Orleans—Houston

Standard Sleepers:★New Orleans to Houston. (10 Sec., 1 DR., 2 Compts.) Car 31.
 ★New Orleans to Houston. (8 Sec., 5 Double Bedrooms.) Car 33. (Sleeper occupancy at Houston until 8:00 a.m.)
 ★New Orleans to Lake Charles. (Occupancy Lake Charles until 8:00 a.m.) (8 Sec., 1 DR., 2 Compts.) Car 34.
 ★Lounge Car: New Orleans to Houston. Refreshments, etc.
 Chair Car and Coach: ★New Orleans to Houston.

Train 4—ACADIAN—Daily—Houston—New Orleans

Standard Sleepers:★Houston to New Orleans. (10 Sec., 1 DR., 2 Compts.) Car 42.
 ★Lake Charles to New Orleans. (8 Sec., 1 DR., 2 Compts.) Car 43. (Open for occupancy 9:00 p.m.)
 ★Lounge Car: Houston to New Orleans. Refreshments, etc.
 ★Chair Car and Coach: Houston to New Orleans.

TRAIN 13—Streamlined SUNBEAM—Train 14—Daily

★Chair Cars: Houston and Dallas.
 ★Parlor Car: Houston and Dallas (operated by Southern Pacific). Car 130 to Dallas, Car 140 to Houston.
 All Seats in Parlor Car on the SUNBEAM must be reserved in Advance.
 ★Diner-Lounge-Observation Car: Houston and Dallas. Car 131 to Dallas, Car 141 to Houston.

Train 15—Streamlined HUSTLER—Train 16—Daily

★Chair Cars: Houston and Dallas.
 ★Snack-Lounge Car: Houston-Dallas.

Train 17—OWL—Daily

Standard Sleeper:★Houston to Dallas. (8 Sec., 5 Bedrooms.) Car 171.
 Sleeper open 9:30 p.m. Occupancy at Dallas until 8:15 a.m.
 Coaches: ★Houston to Dallas.

Train 18—OWL—Daily

Standard Sleeper:★Dallas to Houston. (8 Sec., 5 Bedrooms.) Car 181.
 (Sleeper open for occupancy at 9:30 p.m. Occupancy at Houston until 8:00 a.m.)
 Coaches: ★Dallas to Houston. (Open at Dallas, 10:00 p.m.)

Train 27—Daily—Train 28—Shreveport and Houston

Standard Sleeper:★Shreveport and Houston. (10 Sec., 1 DR., 2 Compts.) Car 270 to Houston, Car 230 to Shreveport. (Sleeper open at 9:30 p.m. Occupancy at Houston and Shreveport until 8:00 a.m.)
 Coaches:★Shreveport and Houston. (Open at Shreveport, 10:30 p.m.)

Table 38

HOUSTON, DALLAS, COLORADO SPRINGS, DENVER

5-17 Daily	1-13 Daily	3-15 Daily	Mls.		18-2 Daily	16-4 Daily	14-6 Daily
10 30	11 45	8 30	0	Lv New Orleans, La. † (C.T.)	Ar	4 15	6 45
8 00	7 20	7 10	363	Ar Houston, Tex. †	Lv	8 35	8 30
10 45	4 45	8 25	0	Lv Houston, Tex. †	Ar	6 30	2 05
		f 8 47	11	" Fairbanks	Lv		f 1 43
			17	" Satsuma	"		f 1 30
		f 8 59	25	" Cypress	"		f 1 20
		f 9 08	35	" Hockley	"		f 1 15
		f 9 13	40	" Waller	"		f 1 15
f 11 40		f 9 13	44	" Prairie View	"	f 5 25	
11 51		9 23	50	" Hempstead	"	5 17	f 1 04
			54	" Howth	"		
f 12 09		f 9 36	61	" Courtney	"	75 04	f 12 52
12 26		9 49	70	" Navasota	"	4 51	12 42
			75	" Nelleve	"		
f 12 42		f 9 58	79	" Millican	"	74 31	f 12 27
12 54		f 10 07	88	" Wellborn	"	74 20	f 12 17
1 06	6 12	10 18	94	" College Station	"	4 09	f 12 09
1 24		10 28	99	" Bryan	"	3 56	f 11 55
f 1 37		f 10 36	106	Lv Benchley	"	f 3 38	f 11 44
1 57		10 53	120	Ar Hearne	Lv	3 20	11 30
2 16		11 04	120	Lv Hearne	Ar	3 10	11 30
			127	" Calvert	Lv	2 59	11 16
2 42		g 11 25	142	" Hammond	"		
			147	" Bremond 49	"	2 42	g 11 00
2 59		f 11 38	152	" Denny	"		
3 12		11 47	160	" Kosse	"	2 19	f 10 42
3 26		12 00	168	" Thornton	"	2 07	f 10 31
3 48		12 15	180	" Groesbeck	"	1 54	10 20
f 3 58		12 24	187	" Mexia	"	1 38	10 03
			193	" Wortham	"	f 1 19	9 52
			197	" Currie	"		
		f 12 35	197	" Richland	"		f 9 41
			203	" Angus	"		
4 38		12 53	209	" Corsicana	"	12 54	9 28
			220	" Rice	"		
5 03	p	1 20	224	Lv Alma	Lv	12 17	9 00
5 20	p	1 25	230	Ar Ennis	Ar	11 03	8 55
5 35		f 1 36	238	" Ennis	Lv	11 52	f 8 44
5 51		f 1 46	245	" Palmer	Lv	11 37	f 8 35
5 59		f 1 51	249	" Ferris	Lv	11 29	f 8 30
6 08		f 1 56	253	" Wilmer	Lv	11 21	f 8 26
6 30	9 10	2 15	264	Lv Hutches	Lv	11 00	8 10
			264	Ar Dallas, Tex. †	Ar		5 00
1 00	9 15		0	Lv Dallas, Tex. F.W.&D.	Ar	6 00	7 15
2 00	10 35		0	Lv Ft. Worth, Tex.	Ar	4 45	6 00
5 15	6 00		727	Ar Colorado Springs	Lv	9 05	1 40
7 00	8 05		802	Ar Denver, Colo.	Lv	7 10	12 01

All PM time in Dark faced figures.

- *-Daily.
- ★Air conditioned.
- Texas Bus Lines between Houston and Galveston. C.T.—Central Standard Time.
- ‡-Grand Central Station.
- †-Union Station.
- †-Stops on flag to entrain or detrain revenue passengers. No baggage handled on this train to or from this station. (Will be handled on other train.)
- △-Air mail dispatched.
- c-Open for occupancy 10:00 P.M.
- f-Flag stop to entrain or detrain revenue passengers.
- g-Bus to and from Waco connects at Bremond with trains 15 and 16.
- n-Stops on flag to entrain or detrain revenue passengers only destined to or originating at Dallas, Houston or points beyond. No checked baggage will be handled on this train.
- p-Will entrain or detrain revenue passengers to or from Ennis to Dallas, College Station, Houston or beyond. No baggage will be checked to or from Ennis (will be handled on other train).

Frequent service between Dallas, Denison and intermediate points by Texas Electric Line, Dixie Motor Coach Corp. and the Southwestern Greyhound Line.

Tickets reading via any railroad between Houston and Dallas (in either direction) will be honored at option of passenger by Southern Pacific Lines without additional cost.

SUNSET ROUTE

TEXAS AND LOUISIANA LINES—LOCAL SERVICE AND CONNECTIONS

(A) **Table 40** LOS ANGELES, PHOENIX, EL PASO, MEXICO CITY
Via Southern Pacific-National Rys of Mexico

Nos. 4-8	Daily Service	Nos. 7-5
Su 1 30	Lv Los Angeles (P.T.)..... Sou. Pac. Ar	3 15 Th
Su 10 35	Lv Phoenix (M.T.)..... " Ar	3 10 Th
Mo 12 50	Lv Tucson..... " Ar	7 20 We
Mo 7 05	Ar El Paso (M.T.)..... " Lv	
Mo 10 00	Lv El Paso, Tex. (M.T.)..... Nat. Rys. Ar	3 30 We
Mo 11 00	Lv El Paso, Tex. (C.T.)..... " Ar	4 30 We
Mo 1 30	Lv Ciudad Juarez, Mex. (C.T.)..... " Ar	8 45 We
Mo 8 50	Lv Chihuahua..... " Lv	3 15 We
Tu 2 20	Lv Jimenez..... " Lv	10 05 Tu
Tu 7 35	Lv Torreon..... " Lv	10 20 Tu
Tu 7 55	Lv Aguascalientes..... " Lv	5 00 Tu
We 1 10	Lv Irapuato..... " Lv	2 25 Tu
We 3 19	Lv Queretaro..... " Lv	8 40 Mo
We 9 20	Ar Mexico City, Mex..... " Lv	

(B) NEW ORLEANS, HOUSTON, SAN ANTONIO, MEXICO CITY, VIA LAREDO Daily

11 45	Lv New Orleans..... Sou. Pac. Ar	7 00
7 20	Ar Houston..... Sou. Pac. Lv	10 00
7 40	Lv Houston..... Sou. Pac. Ar	8 45
11 59	Ar San Antonio..... Sou. Pac. Lv	2 50
12 50	Lv San Antonio, Tex..... Mo. Pac. Ar	1 30
4 50	Ar Laredo, Tex. (C.T.)..... Mo. Pac. Lv	9 05
6 00	Lv Nuevo Laredo (C.T.)..... Nat. Rys. Ar	8 00
8 00	Ar Mexico City, Mex..... " Lv	8 20

(A) **Table 41** Illinois Central R. R.
NEW ORLEANS, LOUISVILLE, CINCINNATI

8	46	*2-4 -104	Daily	45	63-103 15-3
8 40	5 00	7 15	Lv New Orleans, La. I. C. Ar	9 30	5 20
12 10	7 55	10 13	Ar Jackson, Miss..... " Lv	6 10	1 30
3 04	9 50	12 07	Ar Grenada, Miss..... " Lv	4 09	10 58
5 30	11 30	1 45	Ar Memphis, Tenn..... " Lv	2 28	9 00
	1 55	4 10	Ar Fulton, Ky..... " Lv	11 59	4 45
		12 31	Ar Paducah, Ky..... " Lv		3 15
		7 30	Ar Louisville, Ky..... " Lv		9 10
		12 30	Ar Cincinnati, O. (E.T.) B.&O. Lv		6 30

(B) NEW ORLEANS, NASHVILLE, CHICAGO, LOUISVILLE AND CINCINNATI

38-2	98	6	4	99	6	1	37
Daily	Daily	Daily	Daily	Daily	Daily	Daily	Daily
11 00	9 00	10 40	8 20	Lv New Orleans, La. L.&N. Ar	7 10	3 10	7 30
2 30	12 40	1 33	11 59	Ar Mobile, Ala..... " Ar	3 45	11 55	3 40
7 15	5 35	5 15	5 10	Ar Montgomery, Ala..... " Lv	10 40	8 10	10 50
11 00	7 55	7 20	8 30	Ar Birmingham, Ala..... " Ar	8 20	6 05	7 45
6 20	12 30	11 20	1 45	Ar Nashville, Tenn..... " Lv	3 35	2 05	2 30
11 59	5 45	12 05	2 30	Lv Nashville, Tenn..... " Ar	10 05	1 40	1 40
3 25	10 40	3 45	7 45	Lv Evansville, Ind. C.&E.I. Ar	5 30	10 00	10 00
8 55	5 30	9 15	2 00	Ar Chicago, Ill. C.&E.I. Lv	11 05	4 30	4 30
12 50	4 50	3 30	7 05	Ar Louisville, Ky. L.&N. Lv	11 25	10 05	9 45
6 45	9 15	7 45	12 05	Ar Cincinnati, O. (E.T.) " Lv	9 00	8 00	7 05

(C) NEW ORLEANS, BIRMINGHAM, CHATTANOOGA, CINCINNATI

42-4	48-13-2	3-41	1-17-47		
Daily	Daily	Daily	Daily		
9 00	8 00	0	Lv New Orleans, La. Sou. Ry. Sys. Ar	7 00	8 50
2 30	12 10	202	Ar Meridian, Miss..... " Lv	1 10	4 25
5 25	1 55	299	Ar Tuscaloosa, Ala..... " Lv	10 03	2 25
7 05	3 05	355	Ar Birmingham, Ala. (C.T.) " Lv	8 25	1 15
11 59	8 20	498	Ar Chattanooga, Tenn. (H.) " Lv	5 25	7 25
6 40	4 57	754	Ar Lexington, Ky. (C.T.) " Lv	9 40	8 55
9 40	7 55	836	Ar Cincinnati, O. (E.T.) " Lv	8 45	8 09

EL PASO, DALLAS, ST. LOUIS
Texas and Pacific Ry.—Missouri Pacific

8	2	Table 42		7	1
Daily	Daily	Daily	Daily	Daily	Daily
2 55	12 50	Lv El Paso, Tex. (M.T.) T.&P. Ar	1 15	10 30	
3 55	1 50	Lv El Paso, Tex. (C.T.) " Ar	2 15	11 30	
11 45	9 40	Lv Big Spring..... " Ar	5 35	3 45	
1 05	10 56	Lv Sweetwater..... " Ar	3 55	2 19	
1 55	11 50	Lv Abilene..... " Ar	3 10	1 24	
3 10	1 05	Lv Cisco..... " Ar	1 42	12 08	
6 00	3 55	Ar Fort Worth..... " Lv	11 00	9 30	
7 15	5 50	Ar Dallas..... " Lv	9 40	8 00	
10 40	9 10	Ar Marshall..... " Lv	5 05	4 52	
12 01	10 30	Ar Texarkana, Tex. T. & P. Lv	3 00	3 40	
12 20	10 40	Lv Texarkana, Tex. Mo. Pac. Ar	2 30	3 20	
3 20	1 10	Ar Little Rock, Ark..... " Lv	11 25	12 50	
7 00	6 30	Ar Memphis, Tenn..... " Lv	8 00	8 30	
11 00	8 10	Ar St. Louis, Mo..... " Lv	12 45	5 45	

HOUSTON, NACOGDOCHES, SHREVEPORT

28	26	Table 43		26	27
Daily	Daily	Daily	Daily	Daily	Daily
10 45	9 10	0	Lv Houston, Tex. Ar	7 45	6 45
11 22	9 46	18	" Humble..... " Ar	7 03	6 05
		25	" Porter..... " Ar		
11 39	10 04	29	" New Caney..... " Ar	6 44	5 46
		35	" Splendora..... " Ar		
12 01	10 24	44	" Cleveland..... " Ar	6 22	5 24
12 23	10 44	56	" Shepherd..... " Ar	5 58	5 02
		61	" Urbana..... " Ar	5 48	
12 36	10 56	64	" Goodrich..... " Ar	5 43	4 49
12 54	11 11	72	" Livingston..... " Ar	5 29	4 36
1 04	11 21	78	" New Willard..... " Ar	5 19	4 26
		80	" Leggett..... " Ar		
1 22	11 38	88	" Moscow..... " Ar	5 02	4 07
		94	" Corrigan..... " Ar	4 52	3 54
		101	" Wakefield..... " Ar		
1 55	12 10	107	" Diboll..... " Ar	4 29	3 30
		111	" Burke..... " Ar		
2 20	12 35	119	Ar Lufkin..... Lv	4 10	3 10
2 20	12 35	119	Lv Lufkin..... Ar	4 10	3 10
3 10	1 15	139	" Nacogdoches..... " Ar	3 28	2 28
3 30	1 33	148	" Appleby..... " Ar	3 07	2 03
3 49	1 52	159	" Garrison..... " Ar	2 51	1 45
4 04	2 05	168	" Timpson..... " Ar	2 38	1 30
4 24	2 20	177	" Tenaha..... " Ar	2 20	1 10
		182	" Paxton..... " Ar	2 12	
4 41	2 40	189	" Joaquin..... " Ar	2 01	12 48
		191	" Haslam, Tex..... " Ar	1 56	
4 52	2 54	192	" Loganport, La..... " Ar	1 52	12 42
		198	" Funston..... " Ar		
5 08	3 11	201	" Longstreet..... " Ar	1 37	12 26
5 20	3 22	208	" Keachie..... " Ar	1 27	12 16
		213	" Preston..... " Ar	1 17	12 06
5 39	3 42	219	" Keithville..... " Ar	1 07	11 56
6 15	4 15	232	Ar Shreveport, La. (Un. Sta.) Lv	12 40	11 30

Trains 27-28: ★ Standard Sleeper—Shreveport-Houston (Sec., Compts., DR.) (Open 9:30 p.m., occupancy at Houston and Shreveport 8:00 a.m.) (Car 270 to Houston. Car 290 to Shreveport.)

★ Coaches—Shreveport-Houston.
Trains 25-26: ★ Coaches—Shreveport-Houston.

All PM time in dark faced figures. *—Daily.
P.T.—Pacific Standard Time. •—Coaches only.
M.T.—Mountain Standard Time. †—Daily except Sunday.
C.T.—Central Standard Time. ★—Air-Conditioned.
E.T.—Eastern Standard Time. ‡—Grand Central Station.
■—Coach Seats Reserved—Reservation Charge Applying.
♣—Flag stop to entrain or detrain revenue passengers.
♠—Open for occupancy 10:00 P.M.
♣—Panama Limited; All Pullman.
♠—Flag stop to entrain or detrain passengers.



National Society for Crippled Children and Adults, Incorporated, 11 South La Salle Street, Chicago 3, Illinois.

(A) **Table 45** NEW ORLEANS, HOUSTON, DALLAS (S.P.)

1-13	5-17	3-15	Daily	18-2	14-6	16-4
11 45	10 30	8 30	Lv New Orleans..... Ar	4 15	7 00	6 45
7 20	8 00	7 10	Ar Houston..... Lv	8 35	10 00	8 30
4 45	10 45	8 25	Lv Houston..... Ar	6 30	9 25	2 05
9 10	6 30	2 15	Ar Dallas..... Lv	11 00	5 00	8 10

(B) HOUSTON, CHICAGO

2-46	Daily		75-65-5
8 35	Lv Houston..... S.P. Ar		8 00
4 15	Ar New Orleans..... S.P. Lv		10 30
5 00	Lv New Orleans..... I.C. Ar		9 30
11 30	Ar Memphis..... I.C. Lv		2 28
7 45	Ar St. Louis..... I.C. Lv		6 45
9 30	Ar Chicago..... I.C. Lv		5 00

(C) CHICAGO, HOUSTON, SAN ANTONIO

*1-1	*5-5	3-3	Daily	6-2	2-46
7 50	5 00	7 45	Lv Chicago..... I.C. Ar	11 40	9 30
12 15	9 30	5 20	Ar New Orleans..... I.C. Lv	7 15	5 00
11 45	10 30	8 30	Lv New Orleans..... S.P. Ar	7 00	4 15
7 20	8 00	7 10	Ar Houston..... S.P. Lv	10 00	8 35
11 59	2 15		Ar San Antonio..... S.P. Lv	2 50	4 00

(A) **Table 49**
HOUSTON-BREMOND-WACO Rail Bus (Daily Service)

Note.—Southwestern Greyhound Lines will honor all rail tickets reading via Southern Pacific Lines between Bremond and Waco. As no arrangement for handling checked baggage by Southwestern Greyhound Lines, baggage must be checked to and from Bremond only.

15	Mis.	16	
8 25	0	Lv Houston..... Ar	2 05
11 25	142	Ar Bremond..... Lv	11 00
Bus	Southwestern Greyhound Lines		Bus
11 30	0	Lv Bremond..... Ar	10 50
12 50	44	Ar Waco..... Lv	9 30

HOUSTON AND AUSTIN (Daily)
KERRVILLE BUS CO. Inc. (Rail Tickets Honored)

Note.—Kerrville Bus Line will honor all rail tickets which are routed via Southern Pacific Lines between Houston and Austin. Baggage may be checked through and will be handled by Southern Pacific Transport.

Leave Houston 12.30, 7.15, 9.00, 10.15, 12.30, 1.10, 4.15, 5.30, 7.00.
Arrive Austin 5.30, 11.30, 1.40, 2.15, 5.10, 5.55, 8.15, 10.10, 11.35.
Leave Austin 12.50, 5.55, 7.20, 9.20, 12.30, 2.00, 4.30, 5.55, 9.45.
Arrive Houston 5.15, 10.30, 11.55, 1.20, 5.10, 6.40, 8.30, 10.30, 2.15.
Bus stops on flag at S. P. Grand Central Station, Houston.

SUNSET ROUTE

TEXAS AND LOUISIANA LINES

COTTON BELT ROUTE

DALLAS, ST. LOUIS

Table 50		Daily	7 Daily
10 00	0	Lv Dallas, Tex.	Ar 5 40
1 30	132	Ar Mt. Pleasant, Tex.	Lv 2 10
2 10	132	Lv Mt. Pleasant, Tex.	Ar 1 45
4 00	193	Lv Texarkana.	Ar 11 55
4 43	223	" Lewisville, Ark.	" 10 45
5 10	244	" McNeil.	" 10 17
5 55	275	" Camden.	" 9 40
6 32	305	" Fordyce.	" 8 58
7 55	344	Ar Pine Bluff.	Lv 8 10
9 04	378	Lv Stuttgart.	Ar 6 44
9 48	397	" Clarendon.	" 6 05
10 15	412	" Brinkley.	" 5 40
11 55	487	" Jonesboro.	" 3 50
12 35	508	" Paragould.	" 3 10
1 50	554	" Malden, Mo.	" 1 55
3 45	618	" Illinois.	" 12 20
7 10	746	Ar St. Louis, Mo.	Lv 9 02

(A) SPOFFORD, EAGLE PASS

Table 51		227 Mixed	228 Mixed
5 00	0	Lv Spofford, Tex. 6, 16	Ar 4 30
5 30	12	" Darling.	Ar 5 53
5 46	20	" Paloma.	Ar 5 35
6 02	28	" Olmos.	Ar 5 19
6 30	33	Ar Eagle Pass, Tex.	Lv 3 00

Trains 227-228: Coach.

EAGLE PASS, SPOFFORD (Winter Garden Bus Line)

(B) (Rail Tickets Honored)
Note.—Winter Garden Bus Line will honor all rail tickets which are routed via Southern Pacific Lines between Spofford and Eagle Pass. Baggage may be checked through and will be handled by Southern Pacific.

* 9 00	Lv Eagle Pass.	Ar 1 00
10 00	Ar Spofford.	Lv 12 15

Table 52

DEL RIO, EAGLE PASS (Winter Garden Bus Line)
(Rail Tickets Honored)

Note.—Winter Garden Bus Line will honor all rail tickets which are routed via Southern Pacific Lines to or from Eagle Pass. Baggage may be checked through and will be handled by Southern Pacific.

7 00	7 00	0	Lv Del Rio, Tex. 6 16	Ar 1 00	7 30
3 25	8 20	56	Ar Eagle Pass, Tex.	Lv 11 30	* 6 05

(A) **Table 53**
SAN ANTONIO AND CORPUS CHRISTI. Southwestern Greyhound Lines. (Daily)
(Rail Tickets Honored)

Note.—Southwestern Greyhound Lines will honor all rail tickets which are routed via Southern Pacific Lines between San Antonio and Corpus Christi. As no arrangement for handling checked baggage by Southwestern Greyhound Lines, baggage must be checked to and from San Antonio only.

Leave San Antonio	2.05, 8.30, 12.15, 3.15, 6.15, 8.45.
Arrive Corpus Christi	6.10, 12.53, 4.58, 7.58, 10.35, 12.50.
Leave Corpus Christi	12.15, 7.00, 10.00, 1.35, 5.30, 8.40.
Arrive San Antonio	4.20, 11.19, 2.15, 5.58, 9.53, 12.46.

(B) **SAN ANTONIO AND CORPUS CHRISTI.** Continental Bus Lines. (Daily) (Rail Tickets Honored)

Note.—Continental Bus Lines will honor all rail tickets which are routed via Southern Pacific Lines between San Antonio and Corpus Christi. As no arrangement for handling checked baggage by Continental Bus Lines, baggage must be checked to and from San Antonio only.

Leave San Antonio	12.30, 8.00, 11.45, 4 15, 8 30
Arrive Corpus Christi	4.45, 11.40, 4 10, 8.40, 12.35.
Leave Corpus Christi	1.35, 8.15, 11.30, 5.50, 9.50.
Arrive San Antonio	5.45, 11.55, 4.00, 9.30, 2.00.

(C) **SAN ANTONIO AND McALLEN.** Union Bus Lines. (Daily)
(Rail Tickets Honored)

Note.—Union Bus Line will honor all rail tickets which are routed via Southern Pacific Lines between San Antonio and McAllen. As no arrangement for handling checked baggage by Union Bus Lines, baggage must be checked to and from San Antonio only.

Leave San Antonio	12.30, 8.00, 11.45, 1.45, 4.15, 8.30.
Arrive McAllen	6.33, 2.18, 6.00, 7.40, 10.50, 2.15.
Leave McAllen	11.55, 6.30, 9.50, 11.50, 3.40, 8.20.
Arrive San Antonio	5.45, 12.35, 4.00, 6.05, 9.55, 2.00.

Table 54

HARWOOD, GONZALES

219	217			216	218
Mixed	Mixed	Mis.		Mixed	Mixed
4 45	1 25	0	Lv Harwood, Tex. 5, 17	Ar 1 10	4 30
5 15	1 55	12	Ar Gonzales, Tex.	Lv 11 20	4 00

Trains 216-217 and 218-219: Coach.

Table 55
HOUSTON AND GALVESTON
TEXAS BUS LINES
(Rail Tickets Honored) Daily.

Note.—Tickets reading via Southern Pacific Lines between Houston and Galveston will be honored between those points by the Texas Bus Lines. As no arrangement for handling checked baggage by Texas Bus Lines, baggage must be checked to and from Houston only.

Leave Houston (Continental Sta.)	—12.15, 5.15, 6.50, 8.00, 9.00, 10.25, 11.00, 11.55, 12.45, 1.50, 2.40, 3.30, 4.15, 4.40, 5.15, 6.05, 7.45, 9.15, 10.15.
Arrive Galveston	—2.00, 7.00, 8.25, 9.45, 10.50, 11.50, 12.45, 1.45, 2.30, 3.25, 4.20, 4.55, 6.05, 6.40, 7.05, 7.50, 9.20, 10.45, 12.05.
Leave Galveston	—12.15, 5.30, 6.50, 8.15, 9.15, 10.15, 11.15, 12.10, 1.00, 1.50, 2.50, 3.45, 4.15, 4.50, 5.15, 6.15, 7.30, 9.00, 10.30.
Arrive Houston (Continental Sta.)	—2.00, 7.35, 8.35, 9.55, 10.50, 11.45, 12.35, 2.00, 2.45, 3.25, 4.20, 5.05, 6.00, 6.30, 6.55, 7.55, 9.05, 10.40, 12.15.

Table 56
BEAUMONT AND PORT ARTHUR
Southwestern Greyhound Lines—Daily
(Rail Tickets Honored)

Note.—Southwestern Greyhound Lines will honor all rail tickets which are routed via Southern Pacific between Beaumont and Port Arthur. Baggage may be checked through, and will be handled on Southern Pacific Transport between Beaumont and Port Arthur.

Leave Beaumont	6.05, 7.30, 9.40, 11.00, 1.15, 2.30, 4.00, 5.00, 6.25, 7.45, 9.00, 10.30, 12.30.
Leave Port Arthur	6.15, 7.10, 8.10, 9.30, 11.00, 12.40, 1.30, 2.45, 3.45, 5.15, 6.05, 7.45, 10.00, 11.30.
Running Time	1 Hour

Table 57
MARFA, ALPINE, BIG BEND NATIONAL PARK
(Bayonet Coaches)

8 00	8 00	Lv Marfa, Tex.	Ar 5 45	5 45
8 55	8 55	Lv Alpine.	Ar 5 00	6 05
9 35	Lv Marathon.	Lv	4 25	3 20
10 40	Lv Cooper's Store.	Lv	1 35	1 35
12 15	Lv Terlingua.	Lv	11 30	11 55
1 15	11 59	Ar Park Headquarters.	Lv	11 30

PACIFIC RAILROAD OF MEXICO

READ DOWN

READ UP

				Table 58												
						Elev.	5	1	39	43	3					
				40	6	44	2	4	Mis.							
				*12 15	* 9 00	* 8 05	* 8 00	* 1 30	0	Lv Los Angeles S.P. (P.T.)	Ar 290	3 15	4 15	8 05	6 00	7 35
				1 10	11 00	11 25	7 45	12 40	502	Ar Tucson S.P. (M.T.)	Lv 2386	* 3 35	* 6 05	* 9 00	* 2 05	* 9 15

CITIZEN AUTO STAGES (Daily) Rail Tickets Honored

10 15	8 15	6 00	4 45	3 30	1 15	12 10	11 15	9 00	7 05	0	Lv Tucson	Ar 2386	8 45	11 00	12 45	3 00	4 45	5 45	7 45	8 45	10 00	12 00
12 00	10 00	7 45	6 30	5 15	3 00	1 55	1 00	10 45	8 50	66	Ar Nogales, Ariz. (M.T.)	Lv 3863	7 00	9 15	11 00	1 15	3 00	4 00	6 00	7 00	8 15	10 15

No. 10 (Daily)

(Example)		Mo	10 00	0	0	Lv	Nogales, Mex. (M.T.) <th>Ar</th> <th>3869</th>	Ar	3869
			5 25	281	175	Lv	Hermosillo	Ar	693
			9 00	423	263	Lv	Empalme	Ar	5 4 30
			9 20	432	269	Ar	Guaymas	Lv	2 4 10
			8 00	0	0	Lv	Guaymas	Ar	2 5 40
			8 20	9	6	Ar	Empalme	Lv	5 5 20

			9 20	423	263	Lv	Empalme	Ar	5 4 50
			11 36	525	327	Lv	Corral	Ar	122 2 25 Tu
			7 30	1186	737	Lv	Mazatlan	Ar	4 6 40 Mo
		Tu	6 25	1503	934	Lv	Tepic	Ar	3001 7 42
		We	5 00	1779	1106	Ar	Guadaluajara (C.T.)	Lv	5036 11 40 Su

Coaches: Nogales and Guadaluajara (non-air-conditioned).

No. 6.		National Rys. of Mexico		No. 5					
We	6 30	0	0	Lv	Guadaluajara (C.T.)	Ar	5036	7 30	Su
Th	8 20	612	381	Ar	Mexico City (C.T.)	Lv	7349	6 15	Sa

†-Fridays only.
 †-Mondays only.
 †-Mixed Train—Daily except Sunday.
 †-Flag stop to entrain or detrain passengers.
 All PM time in Dark Faced figures.
 *-Daily.
 s-To and From S. P. Depot.
 b-Open for occupancy 10:00PM.
 Kms.—Kilometers. .6214 of a mile.
 M.T.—Mountain Standard Time.
 P.T.—Pacific Standard Time.
 C.T.—Central Standard Time.

OVERLAND ROUTE • WESTBOUND

NEW YORK - CHICAGO - OMAHA - OGDEN - RENO - SAN FRANCISCO
ST. LOUIS - KANSAS CITY - DENVER - SALT LAKE CITY

Table 60		Gold Coast No. 23 Daily Example	Streamliner City of San Francisco No. 101 Daily Example	San Francisco Overland No. 27 Daily Example
Lv New York (E.T.) (74).....	N.Y.C.			6 15 Sa
Ar Chicago (C.T.).....	"			11 35 Su
Lv New York (E.T.) (74).....	Penna.			6 45 Sa
Ar Chicago (C.T.).....	"			10 35 Su
Lv CHICAGO (C.T.).....	C&NW	10 30 Su	7 00 Su	4 00 Su
Lv St. Louis.....	Wab.	8 00 Su		
Ar Omaha.....	"	7 55 Mo		
Lv Omaha.....	U.P.	10 00 Mo	2 55 Mo	1 45 Mo
Ar Cheyenne (M.T.).....	"	7 35 Mo	9 10 Mo	10 30 Mo
Lv St. Louis (C.T.).....	Wab.	11 40 Su		64 00 Su
Lv Kansas City.....	U.P.	8 30 Su		9 30 Su
Lv Denver (M.T.).....	"	7 30 Mo		10 25 Mo
Ar Cheyenne.....	"	a		a Mo
Ar Ogden (M.T.).....	"	7 30 Tu		8 35 Mo
Lv Cheyenne.....	U.P.	7 45 Mo	9 20 Mo	10 40 Mo
Ar Ogden (M.T.).....	"	7 30 Tu	6 05 Mo	9 30 Mo
Lv Salt Lake City.....	U.P.	5 30 Tu		7 15 Mo
Ar Ogden (M.T.).....	"	6 20 Tu		8 05 Mo
Lv Salt Lake City.....	O.G.L.		▲ 5 00 Mo	
Ar Ogden (M.T.).....	"		▲ 6 00 Mo	
Lv Ogden (M.T.).....	S.P.	8 10 Tu	6 22 Mo	9 55 Mo
Lv Sparks (P.T.).....	"			
Lv Reno.....	"	9 45 Tu	2 17 Tu	7 38 Tu
Lv Truckee.....	"	10 50 Tu		8 33 Tu
Ar Sacramento.....	"	3 20 We	6 42 Tu	12 32 Tu
Ar Berkeley.....	"	5 40 We	8 21 Tu	2 24 Tu
Ar Oakland (16th St.).....	"	5 50 We	8 31 Tu	2 35 Tu
Ar Oakland Pier.....	Ferry	6 00 We	8 40 Tu	2 45 Tu
Ar SAN FRANCISCO (Market St.).....	"	6 35 We	9 15 Tu	3 20 Tu

No Extra Fare!
Ride the
Streamlined San Francisco Overland

Leaves Chicago at 4:00PM, Arrives San Francisco 3:20 PM—only 49 hours 20 minutes enroute. See the scenic High Sierra in streamlined comfort at no extra fare!

Mail No. 21 Daily Example	Passenger No. 25 Daily Example
7 35 Su	9 35 Su
6 17 Su	10 00 Su
7 16 Su	11 10 Su
11 25 Su	4 05 Mo
1 56 Mo	
2 10 Mo	
2 20 Mo	
3 10 Mo	

TRAIN 23 GOLD COAST
Via C. & N. W. Omaha; U. P. Ogden; S. P.
Full Lounge Car: ★Chicago to San Francisco.
Standard Sleepers:
★Chicago to San Francisco. (Sections, Drawing Room.) Car 235.
★Kansas City to San Francisco. (On U.P. No. 17 to Green River.) (12 Sec., 1 DR.) Car 173.
★Ogden to San Francisco. (Sections, Drawingroom.) Car 231.
★Reno to San Francisco. (Occupancy upon arrival Reno.) (Returns on Train 26.) (10 Sec., 1 DR., 2 Compts.) Car 239.
Chair Cars:★Chicago to San Francisco.
★Kansas City to San Francisco. (On U. P. No. 17 to Green River.)
Pillow service available at nominal charge.
Dining Car:★Cedar Rapids to San Francisco.
News Agent Car:★Ogden to San Francisco.
Tickets Honored: All classes.

TRAIN 21 MAIL
Via S. P.

TRAIN 25 PASSENGER
Via S. P.
Coach: Sparks to Sacramento.

All PM time in Dark faced figures.
★Regularly assigned cars are air-conditioned.
○—C.&N.W. Passenger Station (Madison, Canal & Clinton Sts.).
E.T.—Eastern Standard Time.
M.T.—Mountain Standard Time.
C.T.—Central Standard Time.
P.T.—Pacific Standard Time.
▲—Bus leaves and arrives O.G.L. Depot. Union Pacific Interstate tickets honored.
a—Operates via Borie cut-off; not via Cheyenne.
b—Seat reservations required in Coaches on Train No. 9 between St. Louis and Ogden.

PASSENGERS USE FERRY STEAMER FROM OAKLAND PIER TO SAN FRANCISCO.

TRAIN 101 STREAMLINER
CITY OF SAN FRANCISCO—Extra Fare
Via C. & N. W. Omaha; U. P. Ogden; S. P.
Radio Lounge: (For Pullman Car Passengers.) (Shower Bath and Valet Service.)
★Chicago to San Francisco.
Standard Sleepers:★Chicago to San Francisco (Sections, Roomettes, Bedrooms, Compartments, Drawing-Rooms.)
Lounge Car:★Chicago to San Francisco. (For Coach Passengers.)
Chair Cars:★Chicago to San Francisco. (Please reserve seats in advance.)
Pillow service available at nominal charge.
Dining Car:★Chicago to San Francisco.
Coffee Shop:★Chicago to San Francisco.
Baggage: Checked baggage service from Omaha, Nebr. and east, Cheyenne, Wyo., Green River, Wyo., and Ogden, Utah, destined Reno, Nev., and west.
Tickets Honored: Ask Agents.


EXTRA FARES "CITY OF SAN FRANCISCO"		
Between (Example Fares)	Coach Class (one-way)	First Class (one-way)
San Francisco, Reno and Chicago...	\$5.00	\$15.00
San Francisco and Ogden.....	2.00	6.00
San Francisco Reno and Omaha....	3.75	11.25
Reno and Ogden.....	1.25	3.75
San Francisco and Reno.....	1.25	3.75
San Francisco, Reno and Cheyenne	2.50	7.50
Ogden and Cheyenne.....	1.25	3.75

(15% Federal Tax not Included)

Examples of fares shown are for adults, half of adult service charges for children 5 years of age and under 12. No charge for children under 5 when accompanied by parent or guardian.

TRAIN 27 STREAMLINER
SAN FRANCISCO OVERLAND
Via C. & N. W. Omaha; U. P. Ogden; S. P.
Full Lounge Car:★Chicago to San Francisco. (For Pullman Car Passengers.) (Valet Service.)
Standard Sleepers:★New York to San Francisco. (On N.Y.C. 17, leaving on odd days in Jan. and April, even days in Feb. and Mar. (10Rmts., 6 BR.) Car 1727.
★New York to San Francisco. (On Penna. 1, leaving on even days in Jan. and April, odd days in Feb. and March.) (10 Rmts., 6 BR.) Car PA-1.
★Chicago to San Francisco. (4 Compts., 4 BR., 2 DR.) Car 273. (6 Sec., 6 Rmts., 4 BR.) Car 274. (10 Rmts., 6 BR.) Car 275.
★St. Louis to San Francisco. (On Wabash No. 9 to Kansas City U.P. No. 9 to Ogden, thence S.P. No. 27.) (6 Sec., 6 Rmts., 4 BR.) Car 92.
★Salt Lake City to San Francisco. (On U.P. No. 6-S.P.) (6 Sec., 6 Rmts., 4 BR.) Car 627.
Chair Cars: (Please reserve seats in advance.)
★Chicago to San Francisco. Cars 270, 271, 272.
★St. Louis to San Francisco. (Please reserve seats in advance.) (Via Wabash No. 9 to Kansas City. U.P. No. 9 to Ogden, thence S.P. No. 27.) Car 97.
★Reno To San Francisco. Car RC-1. Pillow service available at nominal charge.
Lounge Car:★Chicago to San Francisco. (For Chair Car passengers.)
Dining Car:★Chicago to San Francisco.
Coffee Shop Car:★Ogden to San Francisco.
News Agent Service (Ogden to San Francisco).
Baggage: No checked service to or from intermediate stations Ogden to Oakland Pier.
Tickets Honored: Ask Agents.

Musical Romances
ON
The RAILROAD HOUR
NBC NETWORK
Every Monday Night



OVERLAND ROUTE • EASTBOUND

SAN FRANCISCO - RENO - OGDEN - OMAHA - CHICAGO - NEW YORK
SALT LAKE CITY - DENVER - KANSAS CITY - ST. LOUIS

Table 61		San Francisco Overland No. 28 Daily Example	Streamliner City of San Francisco No. 102 Daily Example	Gold Coast No. 24 Daily Example	Mail No. 22 Daily Example	Passenger No. 26 Daily Example				
Lv SAN FRANCISCO } Market St. S.P.	11 00	Su	5 00	Su	6 30	Su	9 00	Su	9 00	Su
Lv Oakland Pier } Ferry " "	11 30	Su	5 30	Su	7 00	Su	9 30	Su	9 35	Su
Lv Oakland (16th St.) " "	11 38	Su	5 37	Su	7 08	Su	9 38	Su	9 45	Su
Lv Berkeley " "	11 46	Su	5 45	Su	7 17	Su	9 47	Su	9 55	Su
Lv Sacramento " "	1 40	Su	7 25	Su	9 40	Su	12 10	Mo	12 45	Mo
Ar Truckee " "	5 32	Su			1 58	Mo	4 42	Mo	5 45	Mo
Ar Reno " "	6 39	Su	11 51	Su	3 20	Mo	6 18	Mo	7 30	Mo
Ar Sparks (P.T.) " "									7 45	Mo
Ar Ogdén (M.T.) " " S.P.	6 25	Mo	9 40	Mo	6 30	Mo	7 35	Mo		
Lv Ogdén (M.T.) (66) " " U.P.	7 30	Mo			8 50	Mo				
Ar Salt Lake City (M.T.) " "	8 25	Mo			9 45	Mo				
Lv Ogdén (M.T.) " " O.G.L.			▲11 40	Mo	7 45	Mo				
Ar Salt Lake City (M.T.) " "			▲12 40	Mo	8 45	Mo				
Lv Ogdén (M.T.) " " U.P.	7 00	Mo	9 55	Mo	7 15	Mo				
Ar Cheyenne " "	5 25	Mo	6 30	Mo	8 15	Tu				
Lv Ogdén (M.T.) " " U.P.	b 6 50	Mo			7 10	Mo				
Lv Cheyenne " "	a				8 00	Tu				
Ar Denver " "	6 20	Mo			10 30	Tu				
Ar Kansas City (C.T.) " " U.P.	7 15	Tu			10 30	Tu				
Ar St. Louis " " Wab.	12 29	Tu			7 35	We				
Lv Cheyenne (M.T.) " " U.P.	5 40	Mo	6 40	Mo	8 30	Tu				
Ar Omaha (C.T.) " "	3 35	Tu	2 50	Tu	7 50	Tu				
Ar CHICAGO (C.T.) ○ " " C.&N.W.	1 30	Tu	11 00	Tu	7 00	We				
Lv Chicago (C.T.) (74) " " Penna.	6 30	Tu								
Ar New York (E.T.) " "	e 11 59	We								
Lv Chicago (C.T.) (74) " " N.Y.C.	6 30	Tu								
Ar New York (E.T.) " "	12 55	We								

FASTEST TRAINS BETWEEN CHICAGO AND SAN FRANCISCO

The "City of San Francisco" and the "San Francisco Overland" are the fastest trains between Chicago and the Golden Gate. 40 hrs. 15 min. on the streamlined "City," 49 hrs. 20 min. on the "Overland!" All in enjoyable comfort and safety.

TRAIN 24 GOLD COAST

Via S. P. Ogdén; U. P. Omaha; C. & N. W. Chicago.

Full Lounge Car: ★San Francisco to Chicago.

Standard Sleepers:

★San Francisco to Chicago. (Sections, Drawing-Rooms.) Cars 245, 247.

★San Francisco to Kansas City. (On U. P. No. 38-18 from Ogdén.) (12 Sec., 1 DR.) Car 243.

★San Francisco to Ogdén. (Sections, Drawing-Room.) Car 241.

Chair Cars: ★San Francisco to Chicago.

★San Francisco to Kansas City. (On U. P. No. 38-18 from Ogdén.)

Pillow service available at nominal charge.

Dining Car: ★San Francisco to Omaha.

News Agent Car: ★San Francisco to Ogdén.

Tickets Honored: All classes.

TRAIN 22 MAIL

Via S. P.

TRAIN 26 PASSENGER

Via S. P.

Standard Sleeper: ★San Francisco to Reno (10 Sec., 1 DR., 2 Compts.) Car 260. (Returns on Train 23.)

Coach: San Francisco to Sparks.

Baggage: No checked service to or from intermediate stations Oakland Pier to Sacramento.

All PM time in Dark faced figures.

★—Regularly assigned cars are air-conditioned.

○—C.&N.W. Passenger Station (Madison, Canal & Clinton Sts.)

P.T.—Pacific Standard Time

C.T.—Central Standard Time

M.T.—Mountain Standard Time.

E.T.—Eastern Standard Time.

▲—Bus leaves and arrives O.G.L. Depot. Union Pacific Interstate tickets honored.

a—Operates via Borie cut-off; not via Cheyenne.

b—Seat reservations required in Coaches on Train No. 10 between Ogdén and St. Louis.

c—Arrive N. Y. on Sunday at 12:45PM.

f—Flag stop to entrain or detrain pay passengers.

AIR-CONDITIONING

Air-conditioned cars are operated in regular sections of trains as indicated in these timetables. However, it is necessary to include non-air-conditioned cars in the consists of regular trains as well as extra trains, at times of unusual volume of traffic or in the case of emergencies.

PASSENGERS USE FERRY STEAMER FROM SAN FRANCISCO TO OAKLAND PIER.

TRAIN 102 STREAMLINER

CITY OF SAN FRANCISCO—Extra Fare

Via S. P. Ogdén; U. P. Omaha; C. & N. W. Chicago

Radio.

Lounge: (For Pullman Car Passengers.) (Shower Bath and Valet Service.)

★San Francisco to Chicago.

Standard Sleepers: ★San Francisco to Chicago.

(Sections, Roomettes, Bedrooms, Compartments, Drawing-Rooms.)

Lounge Car: ★San Francisco to Chicago. (For Coach Passengers.)

Chair Cars: ★San Francisco to Chicago. (Please reserve seats in advance.) Pillow service available at nominal charge.

Dining Car: ★San Francisco to Chicago.

Coffee Shop: ★San Francisco to Chicago.

Baggage: Checked baggage service from Reno, Nev. and west, destined Ogdén, Utah, Green River, Wyo., Cheyenne, Wyo., Omaha, Nebr., and east.

Tickets Honored: Ask Agents.

TRAIN 28 STREAMLINER

SAN FRANCISCO OVERLAND

Via S. P. Ogdén; U. P. Omaha; C. & N. W. Chicago

Full Lounge Car: ★San Francisco to Chicago (For Pullman Car Passengers.) (Valet Service.)

Standard Sleepers: ★San Francisco to New York. (On N.Y.C. 22, leaving on even days in Jan. and April, odd days in Feb. and March.) (10 Rmts., 6 BR.) Car N287.

★San Francisco to New York. (On Penna. 2, except Sat., and 02 Sat. only, leaving on odd days in Jan. and April, even days in Feb. and March.) (10 Rmts., 6 BR.) Car P287.

★San Francisco to Chicago. (4 Compts., 4 BR., 2 DR.) Car 283. (6 Sec., 6 Rmts., 4 BR.) Car 285. (10 Rmts., 6 BR.) Car 286.

★San Francisco to St. Louis. (On No. 28 to Ogdén, U.P. No. 10 via Denver to Kansas City, Wabash No. 10 to St. Louis.) (6 Sec., 6 Rmts., 4 BR.) Car 288.

★San Francisco to Salt Lake City. (On S.P.-U.P.No. 30) (6 Sec., 6 Rmts., 4 BR.) Car 289.

Chair Cars: (Please reserve seats in advance.)

★San Francisco to Chicago. Cars 279, 280, 281.

★San Francisco to St. Louis. (Please reserve seats in advance.) (Via No. 28 to Ogdén, U.P. No. 10 via Denver to Kansas City, Wabash No. 10.) Car 282.

★San Francisco to Reno. Car RC-1.

Pillow service available at nominal charge.

Lounge Car: ★San Francisco to Chicago. (For Chair Car passengers.)

Dining Car: ★San Francisco to Chicago.

Coffee Shop Car: ★San Francisco to Ogdén.

News Agent Service (San Francisco to Ogdén.)

Baggage: No checked service to or from intermediate stations Oakland Pier to Ogdén.

Tickets Honored: Ask Agents.

NEW!

Train-to-Train Baggage Transfer from the eastbound

"City of San Francisco"

to the

"Twentieth Century Limited"

"Commodore Vanderbilt"

Ask your Pullman Porter!

OVERLAND ROUTE

SAN FRANCISCO - SACRAMENTO - RENO - OGDEN - SALT LAKE CITY - OMAHA - CHICAGO

WESTBOUND

Table 62		Gold Coast No. 23	City of San Francisco No. 101	San Francisco Overland No. 27	Mail No. 21	Passenger No. 25
Mis.	Daily	Daily	Daily	Daily	Daily	Daily
Lv Chicago (C.T.)... C. & N.W.	0	10 30	7 00	4 00		
Ar Ogdan (M.T.)... Un. Pac.	147 8	7 30	6 05	3 30		
Lv Salt Lake City... Un. Pac.	0	5 30		7 15		
Ar Ogdan (M.T.)... " "	36	6 20		8 05		
Lv Salt Lake City... O.G.L.			▲5 00			
Ar Ogdan (M.T.)... " "	37		▲6 00			
Lv Ogdan, Ut. (M.T.)... S.P.▲	0	8 10	6 22	9 55	7 35	
<i>Set watch back one hour</i>						
" Promontory Point (P.T.)...	103	f 9 55				
" Lucin, Utah.....	115			f 9 10		
" Tecoma, Nevada.....	121	10 28				
" Montello.....	138				10 33	
" Cobre (69).....	176	12 08				
" Alazon.....	180	12 15				
" Death.....	194	12 35				
" Halleck.....	206	12 35				
" Elko.....	227	1 25		f 1 39		
" Carlin.....	249	2 05	9 39	2 13	12 05	
" Palisade.....	257	f 2 20				
" Beowawe.....	275	f 2 42				
" Battle Mountain (s).....	307	f 3 26				
" Iron Point.....	335	f 3 58				
" Golconda.....	349	f 4 18				
" Weso.....	362	f 4 33				
" Winnemucca (69).....	366	f 4 33	m 4 08			
" Mill City.....	394	f 5 15				
" Imlay.....	399	5 25		f 4 43	7 25	
" Lovelock.....	439	6 18			8 19	
" Hazen (64).....	495	7 28				
" Fernley.....	507					
" Sparks.....	538				9 35	
" Reno.....	540	9 45	2 17	7 38	6 17	10 00
" Lv Reno (70).....	540	9 45	2 17	7 38	6 17	10 00
" Verdi Nevada.....	551	10 02			10 17	
" Floriston, Cal.....	561	10 18				
" Ar Truckee.....	575	10 50		8 33	7 16	11 10
" Lv Truckee.....	575	10 50		8 33	7 16	11 10
" Norden (Sugar Bowl).....	591	11 26		9 05	11 49	
" Soda Springs.....	592					
" Cisco.....	603					
" Emigrant Gap.....	611	12 07			12 33	
" Blue Canon.....	616				12 44	
" Towle.....	625					
" Alta.....	626					
" Dutch Flat.....	628					
" Gold Run.....	630	12 46			f 1 15	
" Colfax (71).....	640	1 16			9 31	1 45
" New England Mills (Weimar).....	645					
" West Applegate.....	648					
" Clipper Gap.....	651					
" Bowman.....	654	1 44			f 2 15	
" Auburn (R. R. St.) (71).....	658	1 54			2 27	
" Newcastle.....	663	2 04			f 2 39	
" Penryn.....	666					
" Loomis.....	668	2 16			f 2 52	
" Rocklin.....	672	2 23			f 3 00	
" Roseville.....	676	2 45			3 30	
" Ar Sacramento.....	693	3 20	6 42	11 58	10 47	11 25
				12 32	11 25	4 05
Lv Sacramento.....	0	8 00	8 00	8 45	8 00	
Ar Stockton.....	48	9 20	9 20	9 56	9 20	
Ar Fresno.....	170	12 25	12 25	12 50	12 25	
Ar Bakersfield.....	278	2 34	2 34	3 10	2 34	
Ar Los Angeles (Un. Sta.).....	447	7 25	7 25	8 40	7 25	
Lv Sacramento.....	693	3 40	6 48	12 37	11 55	
" Davis.....	707	3 56			12 11	
" Dixon.....	715	4 05				
" Suisun-Fairfield.....	733	4 24		e 1 17	12 40	
" Martinez (To Benicia).....	751	4 47		e 1 38		
" Crockett (To Vallejo).....	756	5 02		1 49	1 15	
" Richmond.....	770	5 26		2 10	1 40	
" Berkeley.....	776	5 40		2 24	1 56	
Ar Oakland (16th St.).....	782	5 50		2 35	2 10	
Ar Oakland Pier.....	782	6 03		2 45	2 20	
Lv Oakland Pier Ferry.....	782	6 15		2 50	2 50	
Ar San Francisco (Mkt. St.).....	785	6 35	9 15	3 20	3 10	
TRAIN NUMBERS						
	23	101	27	21	25	

NEW TRAIN-TO-TRAIN BAGGAGE TRANSFER IN CHICAGO

Pullman patrons arriving in Chicago on the "CITY OF SAN FRANCISCO" and leaving the same day on the "TWENTIETH CENTURY LIMITED" or "COMMODORE VANDERBILT" may now have their hand luggage transferred directly to their out-going space. **Ask your Pullman Porter!**

All PM time in Dark faced figures.
 P.T.—Pacific Standard Time.
 M.T.—Mountain Standard Time.
 C.T.—Central Standard Time.
 ▲—Air Mail dispatched.
 ■—To or from Welmar.
 ▲—Bus leaves and arrives O.G.L. Depot. Union Pacific Interstate tickets honored.
 a—Stops on flag to entrain pay passengers for Ogdan or beyond; also detrain from Reno or beyond.
 b—Stops on flag Dec. 19 to April 18 incl.
 c—Stops on flag to detrain pay passengers from Ogdan or beyond.
 d—Stops on flag Dec. 19 to April 18 incl. to entrain pay passengers for Sacramento and beyond.
 e—Stops on flag Dec. 19 to April 18 incl. to detrain pay passengers from Sacramento and beyond.
 f—Flag stop to entrain or detrain passengers.
 g—Stops on flag to entrain pay passengers for Reno and beyond; also detrain from Ogdan or beyond.
 h—Stops on flag to entrain pay passengers for Ogdan or beyond.
 k—Stops on flag to entrain pay passengers for Ogdan and beyond; also detrain from Sacramento and beyond.
 m—Stops on flag to entrain pay passengers for Sacramento and beyond; also detrain from Ogdan and beyond.
 n—Between Battle Mountain and North Battle Mountain motor vehicles provided by S.P. for connection only with Train No. 24.

EASTBOUND

Table 63		San Francisco Overland No. 28	City of San Francisco No. 102	Gold Coast No. 24	Mail No. 22	Passenger No. 26
Elev	Mis.	Daily	Daily	Daily	Daily	Daily
6	Lv SAN FRANCISCO (Mkt. St.)	0	11 00	5 00	6 30	9 00
14	Ar Oakland Pier Ferry	4	11 20	5 20	6 50	9 20
14	Lv Oakland Pier	4	11 30	5 30	7 00	9 30
10	Lv Oakland (16th St.)	6	11 38	5 37	7 08	9 38
18	" Berkeley	9	11 46	5 45	7 17	9 47
41	" Richmond	15	11 56		7 27	9 58
14	" Crockett (To Vallejo)	29	12 17		7 52	10 21
10	" Martinez (To Benicia)	35	12 28		8 05	10 35
12	" Suisun-Fairfield	52	12 50		8 27	10 58
67	" Dixon	70				11 35
52	" Davis	79			8 58	11 50
35	Ar Sacramento	92	1 35	7 20	9 20	11 50
230	Lv Los Angeles (Un.Sta.)	0	7 55	7 20	7 20	7 20
414	Lv Bakersfield	169	1 25	12 13	12 13	12 13
230	Lv Fresno	277	4 15	2 17	2 17	2 17
24	Lv Stockton	399	7 15	5 05	5 05	5 05
35	Ar Sacramento	447	8 30	6 20	6 20	6 20
35	Lv Sacramento	92	1 40	7 25	9 40	12 45
162	" Roseville	110	2 14		10 17	12 50
249	" Rocklin	114				1 30
956	" Newcastle	123				f 1 57
1257	" Auburn (Nev. St.) (71)	127			10 50	2 11
1625	" Bowman	132				f 2 19
1745	" Clipper Gap	134				f
1965	" East Applegate	137				f 2 29
2213	" New England Mills (M)	141				f
2418	" Colfax (71)	145	3 10		11 25	2 05
3227	" Gold Run	155				2 55
3390	" Dutch Flat	157				f 3 25
3607	" Alta	159				f
3700	" Towle	160				f
4693	" Blue Canon	170				f
5218	" Emigrant Gap	174				f 4 15
5933	" Cisco	182				f
6752	" Soda Springs	193				f
6880	" Norden (Sugar Bowl)	194	e 5 00		f 1 23	5 15
5819	Lv Truckee	209	e 5 32		1 58	4 42
5819	Lv Truckee	209	e 5 32		1 58	4 42
5320	" Floriston, Cal.	223				6 00
4918	" Verdi, Nevada	233				f 6 40
4500	Ar Reno (70)	244	6 39	11 51	3 20	6 18
4500	Lv Reno	244	6 39	11 51	3 20	6 18
4427	Lv Sparks	246				7 30
4159	Lv Fernley	277				7 45
4014	" Hazen (64)	289			f 4 50	7 40
3982	" Lovelock	345			6 05	8 46
4195	" Imlay	385	f 9 25		6 55	9 31
4231	" Mill City	389			f 7 01	
4336	" Winnemucca (69)	418	10 02		7 39	10 14
4306	" Weso	421			f 7 47	
4345	" Golconda	434			f 8 02	
4384	" Red House	447			f 8 17	
4495	" Nor. Battle Mntn. (s)	475			8 47	11 17
4690	" Beowawe	504			f 9 30	
4854	" Palisade	521			f 9 57	
4996	" Carlin	530	12 05	4 23	10 22	12 32
5062	" Elko	551	12 28		10 55	12 57
5236	" Halleck	574			11 26	
5346	" Death	585			11 40	
5605	" Alazon	599			11 55	
5633	" Wells (69)	603			12 15	2 07
5924	" Cobre	640				
4880	" Montello	657			1 49	3 31
4809	" Tecoma, Nevada	664			f 1 59	
4476	" Lucin, Utah	675			f 2 15	
4219	" Promontory Point (P.I.)	754				
4300	Ar Ogdan (M.T.)... S.P.▲	778	6 25	9 40	6 30	7 35
4300	Lv Ogdan (M.T.) Un. Pac.	0	7 30		8 50	8 50
4251	Ar Salt Lake City	36	8 25		9 45	9 45
4300	Lv Ogdan (M.T.) O.G.L.	0		11 40	7 45	
4251	Ar Salt Lake City	36		12 40	8 45	
4300	Lv Ogdan, Ut. (M.T.)... UP	778	7 00	9 55	7 15	
614	Ar Cheano (C.T.)... C&N.W	2256	1 30	11 00	7 00	
TRAIN NUMBERS						
		28	102	24	22	26

OVERLAND ROUTE

MISCELLANEOUS SERVICE IN CALIFORNIA AND NEVADA

SAN FRANCISCO, SACRAMENTO, RENO, HAZEN, MINA, TRUCKEE, TAHOE CITY

26	24	28-606	Mls.	(A) Table 64	605-21	23	27
*9 00	*6 30	*11 00	0	Lv San Francisco Mkt.St.	Ar 3 10	6 35	3 20
9 35	7 00	11 30	4	Lv Oakland Pier / Ferry	Ar 2 20	6 00	2 45
12 45	9 40	1 40	92	Lv Sacramento	Ar 11 25	3 20	12 32
5 45	1 58	5 32	209	Ar Truckee	Lv 7 16	10 50	8 33
			0	Lv Truckee (P.G.L.)	Ar		
			15	Ar Tahoe City	Lv		
7 30	3 20	6 39	244	Ar Reno	Lv 7 17	* 9 45	* 7 38
		11 00	244	Lv Reno	Ar 16 10		
		11 45	289	Ar Hazen	Lv 4 35		
		12 01	289	Lv Hazen (62, 63)	Ar 4 35		
			234	Bango	Ar		
		f 1 15	317	Churchill	Ar 5 23		
		2 02	329	Wabaska	Ar 2 50		
		3 25	355	Schura	Ar 1 24		
		5 06	385	Thorne (Hawthorne)	Ar 12 01		
		6 37	409	Luning	Ar 10 55		
		7 05	418	Ar Mina (SP)	Lv 10 30		

(B) HAZEN AND FALLON

	608 Mixed	607 Mixed
	↑ 7 45 Lv Hazen (62, 63)	Ar 12 25
	8 25 Ar Fallon	Lv 11 45

Table 65 Pacific Grayhound Lines

SACRAMENTO, FOLSOM, PLACERVILLE, (Subject to Change. Consult Agent)

(Rail Tickets Honored between Sacramento and Placerville)

* 5 45	d 2 15	* 9 15	Lv Sacramento (P.G.L.Sta.)	Ar 8 45	12 35	5 30
6 20	2 50	9 50	Ar Folsom	Ar 9 10	11 55	4 50
6 50	3 25	10 25	Ar El Dorado	Ar 7 35	11 25	4 20
7 00	3 30	10 30	Ar Diamond Springs	Ar 7 30	11 20	4 15
7 15	3 45	10 45	Ar Placerville	Lv d 7 15	* 11 05	d 4 00

(A) Table 66 OGDEN, SALT LAKE CITY Union Pacific—Daily

0	Lv Salt Lake City	5 05	5 30	5 45	8 50	5 30	6 00	7 15
36	Ar Ogden (M.T.)	6 05	6 20	6 30	9 35	6 25	6 50	8 05
0	Lv Ogden (M.T.)	6 35	7 30	8 10	8 15	6 25	8 50	9 05
36	Ar Salt Lake City	7 35	8 25	8 55	9 10	7 10	9 45	10 00

(B) OGDEN, HUNTINGTON, SPOKANE, PORTLAND Union Pacific Daily

23-11	33-17	12-30	18-34
Mo 7 20	Mo 6 50	Lv Ogden (M.T.) . . . U.P. Ar	7 30 Tu 8 30 Mo
Mo 10 45	Mo 10 10	Ar Pocatello	Lv 4 05 Tu 5 10 Mo
Mo 11 15	Mo 10 35	Lv Pocatello	Ar 3 00 Tu 4 45 Mo
Tu 12 18	Mo 11 45	Ar Minidoka	Lv 1 40 Tu 3 35 Mo
Tu 7 40		Ar Twin Falls	Lv 7 00 Mo
Tu 8 20		Ar Buhl	Lv 6 15 Mo
Tu 1 05	Mo 12 40	Ar Shoshone	Lv 12 50 Tu 2 40 Mo
Tu 3 59	Mo 3 45	Lv Boise	Lv 9 55 Mo 11 50 Mo
Tu 4 36	Mo 4 25	Lv Nampa	Lv 9 05 Mo 11 20 Mo
Tu 6 35	Mo 6 25	Ar Huntington (M.T.)	Lv 7 10 Mo 9 25 Mo
Tu 5 45	Mo 5 35	Lv Huntington (P.T.)	Ar 6 00 Mo 8 15 Mo
Tu 8 25	Mo 8 20	Lv La Grande	Lv 3 25 Mo 5 35 Mo
Tu 11 25	Mo 11 50	Ar Hinkle	Lv 12 15 Mo 2 00 Mo
	Tu 6 30	Ar Spokane	Lv
	Tu 5 30	Ar Portland	Lv 8 05 Mo 9 30 Su

(C) OGDEN, POCATELLO, BUTTE—Union Pacific

33 Daily	29 Daily	30 Daily	34 Daily
Su 6 50	Su 7 20	Lv Ogden (M.T.)	Ar 7 10 Mo 8 30 Su
Su 10 10	Su 10 45	Ar Pocatello	Lv 3 55 Mo 5 10 Su
Su 12 25	Mo 12 55	Ar Idaho Falls	Lv 1 25 Mo 3 00 Su
	Mo 4 15	Ar Armstead	Lv 9 58 Su
	Mo 7 10	Ar Butte	Lv 7 15 Su

SAN FRANCISCO, SACRAMENTO, RENO, SUSANVILLE, ALTURAS, LAKEVIEW, KLAMATH FALLS

24 Daily	28 Daily	(A) Table 67	27 Daily
6 30	11 00	Lv San Francisco Mkt.St.	Ar 3 20
7 00	11 30	Ar Oakland Pier / Ferry	Ar 2 45
7 08	11 38	Ar Oakland (16th Street)	Ar 2 35
9 40	1 40	Lv Sacramento	Ar 12 32
3 20	6 39	Ar Reno	Lv 7 38
▲ 7 45		Lv Reno (S. P. Station)	Ar 11 20
10 01		Ar Susanville	Ar 9 26
11 25		Ar Ravendale	Ar 7 53
11 50		Ar Madeline	Ar 7 28
12 10		Ar Likely	Ar 7 08
12 35		Ar Alturas	Lv 6 40
1 15		Lv Alturas	Ar 6 10
1 45		Ar Canby	Ar 5 40
2 45		Ar Tule Lake	Ar 4 30
▲ 3 30		Ar Klamath Falls	Lv ▲ 3 45

(B) REDDING, ALTURAS, LAKEVIEW

Redding-Lakeview Stages (Rail Tickets Not Honored)

* 8 00	Lv Redding	Ar * 5 40
9 00	Lv Montgomery Creek	Lv 4 50
9 55	Lv Burney	Lv 4 05
10 40	Lv Fall River Mills	Lv 3 25
10 45	Lv McArthur	Lv 3 20
11 15	Lv Nubieber	Lv 2 50
11 25	Lv Bieber	Lv 2 45
* 12 50	Ar Alturas	Lv * 1 25
a 1 25	Lv Alturas	Ar a 1 15
a 2 55	Ar Lakeview	Lv a 11 30

(C) LAKEVIEW, KLAMATH FALLS

Red Ball Stage Line Rail Tickets Not Honored

f 6 30	* 12 30	Lv Lakeview	Ar 12 00 5 30
9 30	3 30	Ar Klamath Falls	Lv * 9 00 § 2 30

(D) SUSANVILLE, WESTWOOD

Mt. Lassen Transit Co. (Bus) Rail Tickets Honored

	* 8 00	Lv Susanville	Ar 5 15
	8 30	Ar Westwood	Lv * 4 45

Table 68 RENO, FALLON, ELY

Nevada Central Motor Lines, Inc.

(Rail Tickets Not Honored Beyond Fallon)

8:00	14 30	c 8 00	18 30	Lv Reno	* Ar 9 30	5 00	11 30	7 00
9 30	6 00	9 30	10 00	Lv Fallon	Lv 18 00	3 30	10:00	5:30
			10 15	Lv Fallon	Ar	3 15		
			12 40	Ar Austin	Lv	12 50		
			2 45	Ar Eureka	Lv	10 50		
			4 50	Ar Ely	Lv	18 45		

All PM time in Dark faced figures.

*-Daily.

§-Daily except Monday.

†-Daily except Sunday.

‡-Saturday only.

‡-P.G.L. Depot.

§-One block from SP Station.

▲-P.G.L. Bus. (Rail tickets honored).

a-Daily except Sundays and Holidays.

c-Sunday only.

d-Daily except Sundays and Holidays.

f-Flag stop to entrain or detrain passengers.

P. T.-Pacific Standard Time.

M. T.-Mountain Standard Time.

(A) Table 69 WELLS, ELY Nevada Northern R. R. Stages

.....	* 2 30	Lv Wells (62, 63)	Ar 10 00
.....	3 50	Ar Currie	Lv 8 30
.....	5 20	Ar McGill	Lv 7 15
.....	6 00	Ar Ely	Lv * 6 45

(B) BOISE, WINNEMUCCA STAGES

* 10 50	* 1 50	Lv Winnemucca (62, 63) (P.T.)	Ar 2 35	2 15
12 20	3 12	Ar McDermitt	Lv 1 10	12 50
3 50	6 15	Ar Jordan Valley (M. T.)	Lv 12 01	11 40
5 50	7 40	Ar Caldwell	Lv 10 05	10 05
6 18	8 02	Ar Nampa	Lv 9 40	9 40
6 55	8 45	Ar Boise (M.T.)	Lv * 9 00	* 9 00

(C) TWIN FALLS, WELLS STAGE LINE

* 2 50	* 6 45	Lv Wells (P. T.) (62, 63)	Ar 1 30	9 30
6 20	10 30	Ar Twin Falls (M. T.)	Lv * 12 01	* 8 00

Table 70 RENO, CARSON CITY, MINDEN, GARDNERVILLE, YERINGTON

Virginia-Truckee Transit Co. Bus

(Rail Tickets Not Honored—Consult Agent)

d 3 15	* 9 45	Lv Reno (62, 63)	Ar 1 45	8 40
4 05	10 30	Ar Carson City	Lv 1 00	7 55
4 08	10 35	Lv Carson City	Ar 12 55	7 50
4 30	10 56	Lv Minden	Lv 12 33	7 30
4 38	11 00	Ar Gardnerville	Lv * 12 30	7 25
5 47		Ar Yerington	Lv	d 6 20

Table 71

AUBURN, COLFAX, NEVADA CITY

PACIFIC GREYHOUND LINES (Daily)

(Rail Tickets Not Honored)

Lv Auburn (62, 63)	* 10 10	* 6 30	
Lv Colfax (62, 63)			
Ar Grass Valley	12 05	7 25	
Ar Nevada City	12 25	7 45	
Lv Nevada City	* 9 15	* 3 15	
Lv Grass Valley	9 35	3 35	
Ar Colfax (62, 63)			
Ar Auburn (62, 63)	10 30	4 30	

No Extra Fare On

THROUGH STREAMLINED
ST. LOUIS — KANSAS CITY
DENVER

PULLMAN and CHAIR CAR

to San Francisco

VIA THE STREAMLINED

"San Francisco Overland"

CONNECTIONS AT CHICAGO OVERLAND ROUTE GOLDEN STATE ROUTE

SAN FRANCISCO—OGDEN—DENVER—KANSAS CITY—ST. LOUIS
OMAHA—CHICAGO—NEW YORK—ST. PAUL—MINNEAPOLIS

LOS ANGELES—SOUTHERN ARIZONA—EL PASO—KANSAS CITY
ST. LOUIS—CHICAGO—NEW YORK

Table 72										Table 73									
24 Daily	102 Daily	28 Daily	Mis.	23 Daily	101 Daily	27 Daily	40 Daily	44 Daily	4 Daily	Table 73			3 Daily	39 Daily	43 Daily				
6 30	5 00	11 00	0	Lv San Francisco (Market St.) S. P. Ar	6 35	9 15	3 20	12 15	8 05	1 30	Lv Los Angeles, Cal. (Union Station) S.P. Ar	7 35	8 05	6 00					
7 08	5 37	11 38	6	Lv Oakland (16th St.) " Ar	5 50	8 31	2 35	12 34	8 25	1 50	Lv Alhambra, Cal. (Pasadena) " Ar	7 10	7 45	5 35					
9 40	7 25	1 40	92	Lv Sacramento (P.T.) " Ar	3 20	6 42	12 32	2 57	11 08	3 56	Lv Palm Springs, Cal. " Ar	4 41	5 10	2 20					
6 30	9 40	6 25	778	Ar Ogden, Ut. (M.T.) " Lv	8 10	6 22	9 55	4 40	1 03	5 18	Lv Niland, Cal. " Ar	2 58	3 17	11 20					
7 15	9 55	7 00	978	Lv Ogden, Ut. (M.T.) UP Ar	7 30	6 05	9 30	6 05	2 50	6 25	Ar Yuma, Ariz. (P.T.) " Lv	1 55	2 10	9 25					
12 15	1 15	11 00	774	Lv Green River, Wyo. " Ar	3 40	2 50	5 30	7 20	4 10	7 35	Lv Yuma, Ariz. (M.T.) S.P. Ar	2 45	2 55	9 45					
3 20	3 30	1 40	1088	Lv Rawlins. " Lv	12 18	12 30	2 35	10 40	8 10	10 35	Lv Phoenix, Ariz. " Ar	11 35	11 25	5 00					
6 35	6 20	4 00	1205	Lv Laramie, Wyo. " Ar	9 40	10 40	12 20	1 30	11 50	12 50	Lv Tucson, Ariz. " Ar	9 00	8 40	1 35					
8 15	6 30	5 25	1262	Ar Cheyenne, Wyo. " Lv	7 45	9 20	10 40				Lv Benson, Ariz. " Ar			12 16					
j		m		Lv Cheyenne, Wyo. " Ar	k	p					Lv Bowie, Ariz. " Ar			10 30					
8 00	6 20	1368		Ar Denver, Colo. " Lv	7 30	8 25					Lv Lordsburg, N. M. " Ar			8 55					
9 00	6 50	1368		Lv Denver, Colo. " Ar	7 00	7 55					Lv Deming, N. M. " Ar			7 30					
2 55	12 12	1705		Ar Ellis, Kan. (M.T.) " Lv	1 14	2 09													
4 05	1 21	1705		Lv Ellis, Kan. (C.T.) " Ar	2 05	3 00		f 3 44	2 25	f 2 58	Ar Bisbee Junction, Ariz. S.P. Ar	f 7 15	f 6 50						
8 55	5 53	1940		Lv Topeka. " Ar	9 38	10 37													
10 30	7 15	2008		Ar Kansas City, Mo. Wabash Ar	8 30	9 30		4 09	2 50	3 23	Ar Bisbee, Ariz. Bus Lv	6 40	6 20						
11 59	7 30	2008		Lv Kansas City, Mo. Wabash Ar	7 25	9 00		3 14	1 55	2 23	Lv Bisbee, Ariz. " Ar	7 40	7 15						
7 35	12 29	2284		Ar St. Louis, Mo. " Lv	11 40	4 00													
8 15				Lv Ogden (M.T.) (66) Un.Pac. Ar			9 35	4 20	3 10	3 30	Lv Douglas, Ariz. S.P. Ar	6 45	6 10	1					
5 30				Lv Salt Lake City (M.T.) D.R.G.W. Ar			8 00	8 30	7 40	7 05	Ar El Paso, Tex. (M.T.) " Lv	3 00	2 15	4 30					
10 36				Lv Royal Gorge, Colo. " Ar			1 53	8 45	8 50	7 20	Lv El Paso, Tex. (M.T.) " Ar	3 00	2 00	4 35					
12 25				Lv Pueblo. " Ar			11 50	4 10	5 15	1 43	Ar Tucumcari, N. M. (M.T.) S.P. Lv	9 30	7 35	8 20					
1 32				Lv Colorado Springs. " Ar			10 45												
3 30				Lv Denver. " Lv			8 50				Lv Tucumcari, N. M. (C.T.) C.R.I.&P. Ar		7 30						
	8 30	6 40	5 40	Lv Cheyenne, Wyo. Un.Pac. Ar	7 35	9 10	10 30	6 30			Ar Oklahoma City. " Lv		8 50						
	12 30	9 43	9 13	Ar North Platte, Neb. (M.T.) Ar	3 00	5 45	5 50	3 00			Ar Little Rock, Ark. " Lv		10 45						
	1 40	10 48	10 23	Lv North Platte, Neb. (C.T.) Ar	3 50	6 40	6 35	6 00			Ar Memphis, Tenn. " Lv		7 30						
	4 45	14 40	1 10	Lv Grand Island, Neb. Un.Pac. Ar	12 55	4 55	4 22												
	7 50	2 50	3 35	Ar Omaha, Neb. " Lv	10 00	2 55	1 45	5 50	2 49	2 49	Lv Tucumcari, N. M. (C.T.) C.R.I.&P. Ar	10 16	8 05						
	8 30	3 03	4 00	Ar Omaha, Neb. C.&N.W. Ar	9 25	2 45	1 15	7 40	4 24	4 24	Lv Dalhart, Tex. " Ar	8 29	6 05						
	11 00	1 30	2256	Ar Chicago, Ill. (C.T.) C.&N.W. Ar	10 30	7 00	4 00	4 52	12 04	12 04	Ar Topeka, Kan. " Lv	12 10	9 15						
		6 30	2256	Lv Chicago (C.T.) N.Y.C. Ar			11 35	6 15	1 25	1 25	Ar Kansas City, Mo. C.R.I.&P. Lv	11 00	8 00						
		12 55	3217	Ar New York (E.T.) " Lv			6 15												
		6 30	2256	Lv Chicago (C.T.) Penna. Ar			10 35	11 30	1 45	1 45	Lv Kansas City, Mo. Mo.Pac. Ar	9 00	7 20						
		e11 59	3163	Ar New York (E.T.) " Lv			6 45	7 25	8 05	8 05	Ar St. Louis, Mo. Mo.Pac. Ar	4 00	11 50						
7 30				Lv Omaha, Neb. (C.T.) Wabash Ar	7 55			8 15	9 10	9 10	Lv Kansas City, Mo. C.R.I.&P. Ar	9 15	7 15						
7 00				Ar St. Louis, Mo. " Lv	8 00			8 30	6 00	6 00	Ar St. Paul, Minn. " Ar	12 10	7 10						
	9 45	9 25	9 25	Lv Omaha, Neb. C.&N.W. Ar	9 10		8 40	9 15	6 40	6 40	Ar Minneapolis, Minn. C.R.I.&P. Lv	11 45	6 30						
	8 35	6 15	6 15	Ar St. Paul, Minn. " Ar	10 30		12 10												
	9 15	6 50	6 50	Ar Minneapolis, Minn. " Lv	9 25		11 40												
	8 15			Lv Omaha, Neb. C.G.W. Ar	7 30														
	6 55			Ar St. Paul, Minn. " Ar	8 45														
	7 35			Ar Minneapolis, Minn. " Lv	8 10														

PENNSYLVANIA RAILROAD

Table 74												Union Station											
54	62	02	70	e28	e58	e48	22	52	Union Station			63	23	e49	e59	e29	1	71	55	53			
*11 20	a 10 00	c 6 30	a 5 30	a 4 30	* 3 40	* 3 00	*11 45	* 8 30	Lv Chicago (C.T.) Ar	7 10	7 20	8 20	8 30	9 00	10 35	1 30	* 3 40	8 10					
1 44	12 27	8 55	8 51	8 13	6 51	6 07	5 28	2 15	Ar Fort Wayne Lv	4 20	4 43	5 44	5 56	7 53	10 42	* 1 05	6 15						
8 50	8 00	4 01	3 30	3 13	1 22	12 38	12 13	9 35	Ar Pittsburg (E.T.) Lv	*11 00	11 43	12 59	1 15	1 52	3 05	5 13	*11 00						
9 05		4 01	3 30	3 13	1 22	12 38	12 13	9 55	Lv Pittsburg Ar		11 43	12 59	1 15	1 52	3 05	4 53	7 55						
11 38		6 48	6 05	5 58	3 52	3 06	2 48	12 30	Ar Altoona Lv		8 56	10 30	10 46	11 24	12 36	2 24	5 20						
2 04		9 20	8 39	8 20	6 13	5 26	5 09	2 54	Ar Harrisburg Lv		6 08	8 09	8 15	9 01	10 17	11 51	2 54						
4 33		11 56	11 17		7 49	7 03		7 03	Ar Baltimore Lv				* 8 05		7 02	8 32	1 22						
5 20		12 45	12 10		8 35	7 55		7 55	Ar Washington Lv				* 6 20		6 15	7 45	10 30						
2 12		9 27	8 46	8 27	6 13	5 09	2 54		Lv Harrisburg Ar		6 08	8 09		9 01	10 02	11 37	2 54						
4 00		11 16	10 30	10 16	7 58	6 54	4 52		Ar Philadelphia (North) Lv		4 20	6 26		7 21	8 16	9 48	1 00						
		11 46	10 46			7 22	5 36		Ar Trenton Lv		3 50	5 57			7 44	9 20							
5 17		12 30	11 44	11 30	9 10	8 09	6 25		Ar Newark Lv		3 05	5 14			6 14	7 00	8 35						
6 50		12 45	11 59	11 45	9 30	8 25	6 40		Ar New York (E.T.) Lv		* 2 50	* 5 00		* 6 09	* 6 45	8 20	*11 35						

NEW YORK CENTRAL SYSTEM

Table 74												La Salle St. Station											
90	22	e26	e68	e20	e66	8	e28	6	La Salle St. Station			e1	e65	e27	e67	e25	17	19	59	35			
*10 45	* 6 30	* 4 30	* 4 00	* 3 00	* 3 00	* 2 45	* 2 00	*11 55	Lv Chicago (C.T.) Ar	7 30													
5 42								6 57	Ar Cleveland (E.T.) Lv														
9 45	4 20					1 50	11 38	10 40	Ar Buffalo Lv	11 40	11 49	12 21				2 30	2 59	7 02	8 05				
12 42	6 55					4 21	1 28		Ar Syracuse Lv	9 02	9 02	9 46				11 54	12 26		5 01				
3 27	9 40			5 51	5 51	6 48			Ar Albany Lv	6 22	6 22					9 15	9 47		2 05				
6 35	12 55	9 30	9 00	8 45	8 45		6 50		Ar New York (E.T.) Lv	* 3 30	* 3 30		* 5 30	* 6 00		6 15	6 25	*11 50					
8 00	3 15						9 30		Ar Boston (B.&A.) Lv				* 2 30			* 3 30	* 3 31		* 7 45				

* All PM time in Dark faced figures.
 - Daily.
 E.T.—Eastern Standard Time. C.T.—Central Standard Time.
 M.T.—Mountain Standard Time. P.T.—Pacific Standard Time.
 △—Sleeping cars. □—Saturday only.
 ▲—Reserved seat coaches. —Special service charge.
 †—Through sleeper operates on alternate days. See consist.
 ‡—Pullman and reserve-seat coaches.
 †—Daily except Saturday.
 ‡—On Saturdays leave New York 11:00 PM.
 c—Pullman cars only.
 d—Stops to detain pay passengers from Phoenix for beyond, also entrain for Alhambra or beyond.
 e—Arrive N.Y. on Sunday at 12:45 PM.
 f—Flag stop to entrain or detrain passengers.
 g—On Sun. arrive Ft. Wayne 1:29 PM, Chicago 4:05 PM.
 h—Stops on flag to entrain pay passengers for Phoenix or beyond, also detrain from Alhambra or beyond.
 j—Via Borie. Lv. Ogden U.P. No. 38 at 7:10 PM.
 k—Via Borie.
 m—Via Borie. Lv. Ogden U.P. No. 10 at 6:50 AM.
 p—Via Borie.
 s—Open for occupancy 10:00 PM.

CONNECTIONS AT CHICAGO

Table 75

(A) BALTIMORE & OHIO R. R.
CHICAGO, WASHINGTON, NEW YORK

Grand Central Station #		27-9	5	5-25	7		
*11 00	*4 30	*11 00	Lv Chicago (C.T.)	Ar 6 50	8 00	8 20	2 40
6 15	11 38	11 25	Ar Akron (E.T.)	Lv 12 20		2 50	9 12
7 15	12 33	12 20	Ar Youngstown	Lv 11 00		1 49	8 12
8 50	2 03	1 48	Ar Pittsburg (E.T.)	Lv 9 25	12 05	12 25	6 45
4 30	8 50	8 40	Ar Washington	Lv 1 45	5 30	5 40	11 35
5 38	9 53	9 53	Ar Baltimore	Lv 12 38	4 13	4 13	10 12
7 30	11 46	11 46	Ar Philadelphia	Lv 11 10	2 30	2 30	8 27
9 29	1 45	1 45	Ar New York (E.T.) (Liberty St.)	Lv 9 15	*12 30	*12 30	* 6 30

(B) PENNSYLVANIA RAILROAD
CHICAGO-CINCINNATI

Union Station		215	207	201		
*11 00	*2 30	*9 30	Lv Chicago (C.T.)	Ar 1 50	8 45	7 00
1 10	4 35	11 50	Ar Logansport	Lv 11 28	6 20	4 15
4 05	6 57	2 15	Ar Richmond	Lv 9 10	3 52	1 05
7 20	9 45	5 15	Ar Cincinnati (E.T.)	Lv 8 30	* 3 15	*11 55

CHICAGO-LOUISVILLE

306	308	304	315	303	305	
*11 10	*3 15	*9 15	Lv Chicago (C.T.)	Ar 2 00	7 30	6 15
3 20	7 05	12 57	Ar Indianapolis	Lv 10 15	3 45	1 50
6 15	9 30	3 05	Ar Louisville (C.T.)	Lv 8 00	* 1 20	*11 00

PENN. R. R. —N. & W. RY.
CHICAGO-CINCINNATI-NORFOLK

200-26		208-4	25-201	3-215	
*11 00	*2 30		Lv Chicago (C.T.)	Ar 7 00	1 50
7 20	9 45		Ar Cincinnati (E.T.)	Lv 11 55	8 30
11 40	5 30		Ar Norfolk (E.T.)	Lv 7 15	* 1 45

(C) NEW YORK CENTRAL SYSTEM
CHICAGO-INDIANAPOLIS-CINCINNATI

Central Station		*3	415	419	405	437
10 45	*4 30	*1 05	Lv Chicago	Ar 1 00	2 45	4 55
11 55	5 35	2 15	Ar Kankakee	Lv 11 50	1 35	3 40
1 50	6 50	3 40	Ar Lafayette	Lv 10 32	11 59	1 40
3 25	8 00	5 02	Ar Indianapolis	Lv 9 30	10 45	*12 15
4 21		5 55	Ar Shelbyville	Lv 9 50		4 40
4 50		6 25	Ar Greensburg	Lv 9 25		3 51
7 15	11 00	8 50	Ar Cincinnati (E.T.)	Lv 8 30	* 9 10	* 3 30

CHICAGO, DETROIT, TORONTO, MONTREAL

Central Station		5-315	15-39	21-31		
*11 59	*7 35	*8 30	Lv Chicago (C.T.)	Ar 7 20	8 15	8 55
7 45	2 50	2 45	Ar Detroit (E.T.)	Lv 11 40	3 20	4 45
9 10	3 30	4 25	Ar Windsor, Ont. (C.P.)	Lv 11 15	2 55	2 30
3 00	8 45	10 20	Ar Toronto (C.P.)	Lv 5 40	10 00	8 30
10 15	5 45	7 45	Ar Montreal (C.P.) (C.N.)	Lv 9 15	* 3 30	*11 00

CHICAGO-DETROIT

Central Station		39	17	375	355	31
*7 35	4 15	*2 45	Lv Chicago (C.T.)	Ar 8 15	11 35	12 55
11 35	7 43	6 11	Ar Kalamazoo (E.T.)	Lv 6 07	9 55	11 10
12 02	8 08	6 36	Ar Battle Creek	Lv 5 35	9 29	10 45
1 12	8 54	7 25	Ar Jackson	Lv 4 45	8 42	9 53
2 00	9 33	8 09	Ar Ann Arbor	Lv 8 01	9 13	12 56
2 50	10 15	8 55	Ar Detroit	Lv 7 30	* 2 20	* 3 10

(D) N.Y. C.—CHESAPEAKE & OHIO LINES
CHICAGO-CINCINNATI-WASHINGTON-NORFOLK

Central Station		5	1	3		
*1 05	*11 55	*9 50	Lv Chicago (C.T.)	Ar 12 05	2 45	8 35
4 52			Ar Toledo	Lv 8 40		
5 02		1 47	Ar Indianapolis	Lv 10 45	4 40	
8 50		5 30	Ar Cincinnati (E.T.)	Lv 9 10	3 20	
2 15	2 15	8 25	Ar Washington	Lv 10 45	6 01	10 55
1 50	1 50	8 30	Ar Richmond	Lv 11 10	5 25	10 45
5 10	5 10	11 55	Ar Norfolk (E.T.)	Lv 8 00	* 2 00	* 6 50

Union Station Canal, Adams & Jackson Sts. (Phone Franklin 2-6700)
 La Salle Street Station La Salle & Van Buren Sts. (Phone Wabash 2-4200)
 Central Station 135 East 11th Place (Phone Wabash 2-4811)
 Grand Central Station Harrison & Wells Sts. (Phone Harrison 7-0815)
 Dearborn Station Dearborn & Polk Sts. (Phone Harrison 7-7500)
 C.&N.W. Passenger Station Madison, Canal and Clinton Sts. (Phone Dearborn 2-3850)

All PM time in Dark faced figures.
 (C.T.)—Central Standard Time.
 *—Daily. §—Sundays only.
 •—All seats reserved in advance.
 †—Central Station.
 †—Daily except Sunday.
 ♦—Reserved seat coaches only. Special service charge.
 ‡—Windsor Station.

(E) GRAND TRUNK-CANADIAN NATIONAL RYS. O
CHICAGO, TORONTO, MONTREAL

6		14	20-16	5	15	17
*11 00	*8 10	*9 40	Lv Chicago (C.T.)	Ar 7 00	8 00	8 20
2 12	7 48	9 23	Ar Hamilton (E.T.)	Lv 7 05	10 58	9 32
3 25	8 55	10 05	Ar Toronto	Lv 6 00	10 00	8 30
10 15	5 45	7 30	Ar Montreal (E.T.)	Lv 9 15	*13 30	*11 00

CHICAGO-DETROIT

6		14	20	17	5
*11 00	*8 10	*9 40	Lv Chicago (C.T.)	Ar 8 20	7 00
1 15	10 00	11 40	Ar South Bend	Lv 6 15	4 35
2 50	11 22	1 13	Ar Battle Creek	Lv 4 35	2 40
5 05	1 30	3 08	Ar Lansing (E.T.)	Lv 4 28	2 30
6 00	* 2 08	3 55	Ar Durand	Lv 3 40	1 40
7 50	7 35	6 00	Ar Detroit (E.T.)	Lv 4 40	*11 30

(F) ERIE R. R.
CHICAGO-NEW YORK

8		2	6	1	5	7
*10 00	*6 05	*10 25	Lv Chicago (C.T.)	Ar 7 55	4 55	1 25
12 43	8 49	12 51	Ar Huntington	Lv 5 09	2 25	10 26
6 38	3 18	5 52	Ar Akron (E.T.)	Lv 1 15	11 27	5 50
7 53	4 39	7 01	Ar Youngstown	Lv 11 46	10 17	4 12
5 07	1 31	3 15	Ar Binghamton	Lv 3 01	1 49	6 41
10 55	7 30	9 00	Ar New York (E.T.)	Lv 8 40	* 7 45	*11 20

(G) GULF MOBILE & OHIO R. R.
CHICAGO-ST. LOUIS

7		505	5	3	1	19	2	4	18	6	8
11 25	6 55	16 00	Lv Chicago (C.T.)	Ar 8 25	11 45	8 25	2 08	5 15	9 40	5 00	7 00
12 15	7 48	7 03	Ar Joliet	Lv 9 05	11 25	9 05	1 19	4 27	8 50	3 40	6 00
2 20	9 35	9 10	Ar Bloomington	Lv 1 53	10 41	1 53	11 51	2 55	7 23	1 20	3 55
4 05	10 55	10 30	Ar Springfield	Lv 10 48	1 54	6 21	11 48	1 54	6 21	11 51	12 28
6 08	12 14	11 50	Ar Alton	Lv 9 38	12 37	5 10	9 38	12 37	5 10	10 31	12 38
7 08	1 15	12 55	Ar St. Louis (C.T.)	Lv 8 58	11 55	4 30	* 9 50	* 11 45			

(H) ILLINOIS CENTRAL R. R.
CHICAGO-ST. LOUIS

17		21	19	22	20	18
*11 50	*4 45	*10 30	Lv Chicago (C.T.)	Ar 2 30	10 15	7 00
4 22	8 03	1 35	Ar Springfield	Lv 11 10	6 50	2 25
7 15	10 15	3 55	Ar St. Louis (C.T.)	Lv 9 00	* 4 45	*11 50

(I) WABASH RY. O
CHICAGO-ST. LOUIS

17		21	11	24	10	18
*11 59	*4 45	*11 00	Lv Chicago (C.T.)	Ar 2 05	5 35	7 40
3 45	7 34	1 59	Ar Decatur	Lv 11 10	2 22	3 00
7 40	9 10	4 35	Ar St. Louis (C.T.)	Lv 8 55	*12 00	*11 50

(J) NICKEL PLATE—D. L. & W.
CHICAGO, CLEVELAND, NEW YORK

6		8	5	7	
*11 20	*10 20		Lv Chicago (C.T.)	Ar 7 40	3 40
12 01	11 14		Ar Hammond	Lv 6 20	2 49
2 31	1 30		Ar Fort Wayne	Lv 3 35	12 04
8 00	6 30		Ar Cleveland (E. T.)	Lv 11 55	9 05
12 40	10 35		Ar Buffalo	Lv 7 30	5 20
5 55	7 55		Ar New York DL&W(E.T.)	Lv 10 15	* 7 45

(K) CHICAGO & EASTERN ILLINOIS RAILROAD O
CHICAGO-EVANVILLE

5		3	*17	*7	*59	8	4	*10	2	6
*11 05	*8 05	*4 35	Lv Chicago (C.T.)	Ar 8 55	2 00	7 20	9 05	5 30		
1 20	10 21	6 30	Ar Danville	Lv 6 35	11 25	5 00	6 35	2 50		
2 36	11 37	7 42	Ar Terre Haute	Lv 5 26	10 06	3 48	5 25	1 25		
5 30	2 15	10 00	Ar Evansville (C.T.)	Lv 3 25	* 7 45	1 50	* 3 00	*10 40		

(L) C. I. & L. (MONON) O
CHICAGO, INDIANAPOLIS, LOUISVILLE

15		5	11	12	6	14
*6 15	*1 00	*9 00	Lv Chicago (C.T.)	Ar 11 35	10 30	9 15
10 10			Ar Indianapolis	Lv 7 30		* 5 15
			Ar Louisville (C.T.)	Lv	* 3 00	

Passengers holding through tickets and wishing to visit in Chicago and having three hours or more between trains, may on arrival in Chicago, deliver their hand baggage to Par-melee Company's Agent and secure claim check for it. The baggage will be transferred to parcel room of the station from which departure will be made and should be claimed on presentation of claim check.
 Charges for this service, on presentation of transfer coupon, are only 15c for each piece, which includes parcel room fee for first 24 hours.
 —Stops to pick up pay passengers for Springfield and beyond.
 (E.T.)—Eastern Standard Time.
 b—Service charge. (operates every third day).
 c—All Pullman Train.
 d—Daily except Sat. and Sun.

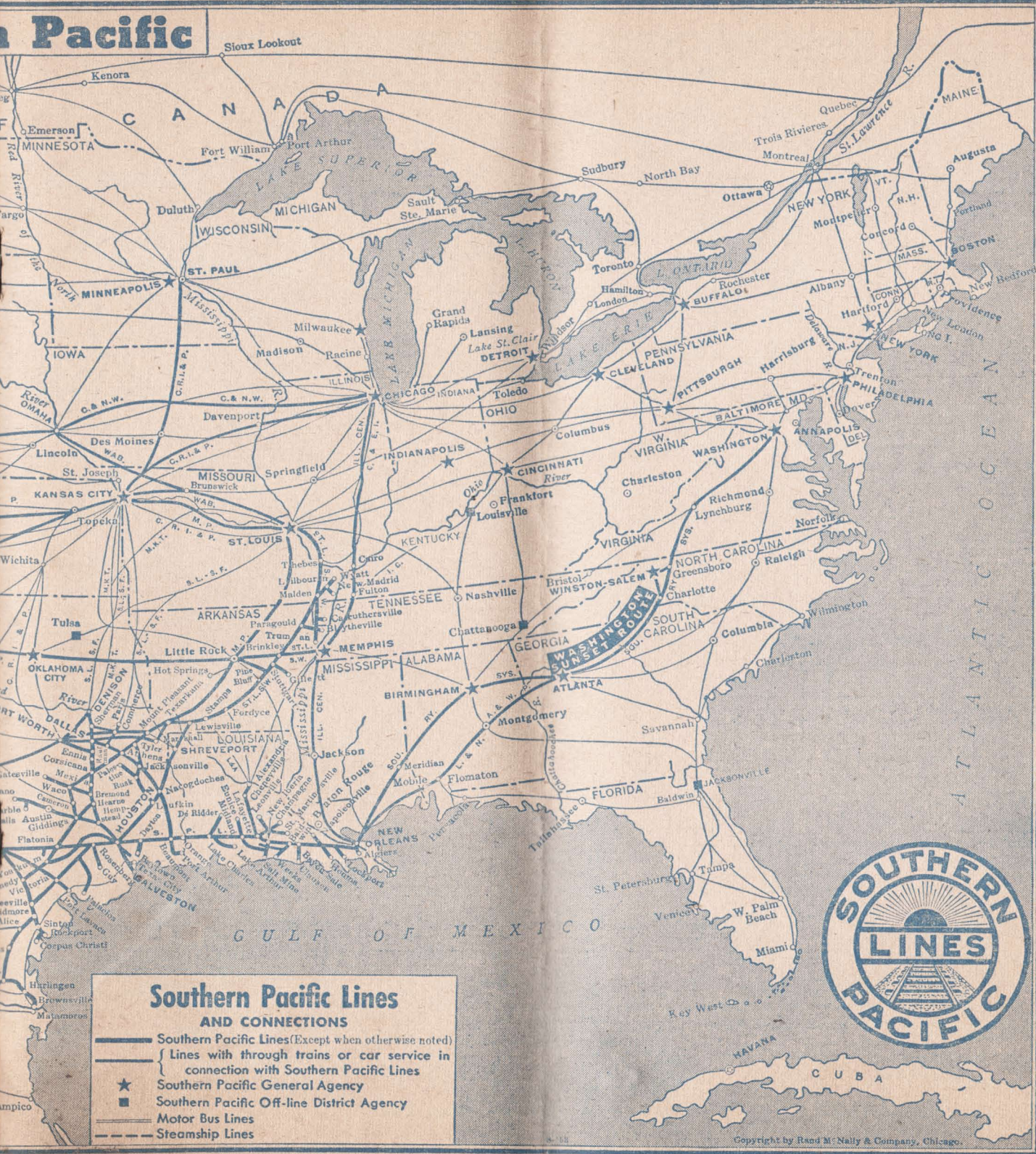
Southern



**How to see
TWICE AS MUCH**

Shown on this map are Southern Pacific's four scenic routes across America—the Overland, Golden State, Sunset and Shasta Routes. By going on one of these routes and returning on another, you see **TWICE AS MUCH** of America. All of these routes are served by fine, new S.P. streamliners.

Pacific



SHASTA ROUTE • SOUTHBOUND

SEATTLE - TACOMA - SPOKANE - PORTLAND - SACRAMENTO - SAN FRANCISCO - FRESNO - BAKERSFIELD - LOS ANGELES

Table 76

	Shasta Daylight (Streamlined) No. 9 Daily Example		Cascade (Streamlined) No. 11 Daily Example		Klamath No. 19 Daily Example		Rogue River No. 329 Daily Example	
Lv Vancouver, B. C. G.N.	6 15	Sa	8 10	Su	12 30	Su	8 10	Su
Ar Seattle "	10 10	Sa	12 05	Su	4 25	Su	12 05	Su
Lv Seattle (Union Sta.) U.P.	11 45	Sa			4 45	Su		
Lv Seattle (King St.) G.N.-N.P.			12 30	Su			12 30	Su
Lv Tacoma "	1 15	Su	1 26	Su	5 52	Su	1 26	Su
Ar Portland G.N.-N.P.-U.P.	6 45	Su	4 30	Su	9 15	Su	4 30	Su
Lv Spokane U.P.	9 00	Sa	9 00	Sa				
Ar Portland "	6 10	Su	6 10	Su				
Lv Spokane (N. P.) S.P.&S.	9 10	Sa	7 15	Su	7 15	Su	7 15	Su
Lv Spokane (G.N.) S.P.&S.	9 15	Sa						10 53
Ar Portland S.P.&S.	6 00	Su	4 25	Su	4 25	Su	4 25	Su
Lv Portland S.P.	7 45	Su	4 45	Su	10 05	Su	7 30	Su
Lv Salem "	8 55	Su	5 55	Su	11 56	Su	9 20	Su
Lv Albany "	9 24	Su	6 27	Su	12 45	Mo	10 32	Su
Ar Eugene "	10 05	Su	7 09	Su	1 40	Mo	11 42	Su
Lv Eugene "							12 01	Mo
Lv Grants Pass "							7 12	Mo
Lv Medford "							8 30	Mo
Ar Ashland "							9 05	Mo
Lv Eugene "							▲ 4 05	Mo
Ar North Bend "							▲ 7 30	Mo
Ar Coos Bay "							▲ 7 40	Mo
Lv Eugene "	10 11	Su	7 14	Su	2 00	Mo		
Lv Klamath Falls "	2 29	Su	11 40	Su	8 05	Mo		
Ar Dunsmuir "	4 55	Su	2 20	Mo	11 10	Mo		
Lv Grants Pass "	▲ 11 55	Su						
Lv Medford "	▲ 12 50	Su						
Lv Ashland "	▲ 1 18	Su						
Ar Dunsmuir "	▲ 4 30	Su						
Lv Dunsmuir "	5 05	Su	2 30	Mo	11 35	Mo		
Lv Redding "	6 36	Su	4 07	Mo	1 45	Mo		
Ar Gerber "	7 22	Su	4 55	Mo	3 00	Mo		
Ar Davis "	9 08	Su	6 42	Mo	6 02	Mo		
Lv Davis (S. P. Depot) "	▲ 9 20	Su	▲ 7 00	Mo	▲ 7 15	Mo		
Ar Sacramento (S. P. Depot) "	▲ 9 50	Su	▲ 7 25	Mo	▲ 7 45	Mo		
Lv Gerber No. 201 "					3 15	Mo		
Lv Chico "					4 00	Mo		
Lv Marysville "					5 17	Mo		
Ar Sacramento No. 201 "					6 45	Mo		
Lv Sacramento No. 60 "					8 45	Mo		
Ar Stockton "					9 56	Mo		
Ar Fresno "					12 50	Tu		
Ar Bakersfield "					3 10	Tu		
Ar Los Angeles No. 60 "					8 40	Tu		
Lv Sacramento "								
Lv Davis "	9 11	Su	6 47	Mo	6 07	Mo		
Ar Martinez "	9 57	Su	7 33	Mo	6 58	Mo		
Lv Martinez "	10 08	Su	8 53	Mo	10 08	Mo		
Ar Fresno "	2 15	Mo	12 25	Mo	2 15	Tu		
Ar Bakersfield "	4 45	Mo	2 34	Mo	4 45	Tu		
Ar Los Angeles "	10 30	Mo	7 25	Mo	10 30	Tu		
Ar Berkeley "	10 35	Su	8 14	Mo	7 49	Mo		
Ar Oakland (16th St.) "	10 45	Su	8 25	Mo	8 00	Mo		
Ar Oakland Pier.) Ferry "	10 55	Su	8 35	Mo	8 10	Mo		
Ar San Francisco (Market St. "	11 30	Su	9 15	Mo	8 50	Mo		

BY NIGHT RIDE THE
Cascade
All-Streamlined

Now, between San Francisco and Portland, it's just a smooth, overnight jaunt. Only 16½ hours! Leave either city after business hours and be in the other after breakfast—in Seattle by early afternoon. Your choice of private rooms or reclining chair car seats.

TRAIN 19 KLAMATH

Standard Sleepers: ★Portland to San Francisco. (10 Sec., 1 DR., 2 Compts.) Car 190.
★Portland to San Francisco. (12 Sec., 1 DR.,) Car 191.
Chair Cars: ★Portland to San Francisco. Pillow service available at nominal charge.
News Agent Car: ★Portland to San Francisco.
Diner: ★ (Serving Coffee Shop type meals.) (Dinner not served from Portland.) ★Portland to San Francisco.
Tickets Honored: All classes.

TRAIN 329 ROGUE RIVER

Standard Sleeper: ★Portland to Ashland. (10 Sec., 1 DR., 2 Compts.) Car 323.
Snack Lounge: ★Portland to Ashland. Minimum meal service.
Chair Cars: ★Portland to Ashland. Pillow service available at nominal charge.
Tickets Honored: All classes.

TRAIN 201

Gerber, Marysville, Sacramento

Coaches: ★Gerber to Sacramento.

NOTE A—SPECIAL SERVICE CHARGE

The Service Charge is \$1.00 (plus Federal Tax) for each chair car seat occupied by adult, or child of any age, between Portland and San Francisco; proportionate charges to and from intermediate points. (Tickets sold in advance will not be redeemable unless space reserved is released for resale and reservation or ticket numbers erased from diagram not later than the day before departure of train. Tickets sold on day of departure will not be redeemable unless space reserved is released at least three (3) hours prior to departure of train.)

All PM time in Dark faced figures.
★—Regularly assigned cars are air-conditioned.
▲—Pacific Greyhound Bus. (Rail tickets honored.)
●—P.G.L. Depot.
■—S. P. Depot.

PASSENGERS USE FERRY STEAMER FROM OAKLAND PIER TO SAN FRANCISCO

TRAIN 9 STREAMLINER SHASTA DAYLIGHT

Streamlined Air-Conditioned Train. Please reserve seats in advance. Special service charge applicable in chair cars—See Note A. Passenger Agent and Porter Service. Radio.
Parlor-Observation Car: ★Portland to San Francisco. (Railroad owned.) Car 8-99.
Chair Cars: ★Portland to San Francisco. Cars 90 to 98 Incl. and 100.
Tavern Refreshment Car: ★Portland to San Francisco.
Diner: ★Portland to San Francisco.
Coffee Shop Car: ★Portland to San Francisco.
Tickets Honored: Ask Agents.

TRAIN 11 STREAMLINER CASCADE

Public Telephone.
Full Lounge Car: ★Portland to San Francisco.
Standard Sleepers: ★Seattle to San Francisco (on N. P. No 408 to Portland.) (22 Rmts.) Car 112. (6 BR., 10 Rmts.) Cars 113-114. (4 Compts., 4 BR., 2 DR.,) Car 115.
★Portland to San Francisco.
(6 BR., 10 Rmts.) Cars 111-116. (12 BR.,) Car 117. (22 Rmts.) Car 118.
Chair Cars: ★Portland to San Francisco. Cars 12-13.
Please reserve seats in advance. Special service charge applicable in chair cars—See Note A.
Pillow service available at nominal charge.
Dining Car: ★Portland to San Francisco. (Dinner served from Portland.)
Tickets Honored: Ask Agents.

SHASTA ROUTE • NORTHBOUND

SAN FRANCISCO - SACRAMENTO - LOS ANGELES - BAKERSFIELD - FRESNO - PORTLAND - SPOKANE - TACOMA - SEATTLE

Table 77

	Shasta Daylight (Streamlined) No. 10 Daily Example		Cascade (Streamlined) No. 12 Daily Example		Klamath No. 20 Daily Example		Rogue River No. 330 Daily Example		Trains No. 224-202 Daily Example	
Lv San Francisco } Market St. S.P.	7 45	Su	5 00	Su	7 30	Su			7 20	Mo
Lv Oakland Pier } Ferry	8 15	Su	5 35	Su	8 00	Su			7 45	Mo
Lv Oakland (16th St.)	8 23	Su	5 43	Su	8 09	Su			7 51	Mo
Lv Berkeley	8 31	Su	5 51	Su	8 18	Su			7 58	Mo
Lv Los Angeles	5 50	Sa	7 20	Su	7 20	Su				
Lv Bakersfield	11 30	Sa	12 13	Su	12 13	Su				
Lv Fresno	2 15	Su	2 17	Su	2 17	Su				
Ar Martinez	b 6 15	Su	5 38	Su	5 38	Su				
Lv Martinez	9 07	Su	6 35	Su	9 05	Su			8 37	Mo
Ar Davis	9 52	Su	7 20	Su	10 00	Su			9 30	Mo
Ar Sacramento									9 50	Mo
Lv Los Angeles					7 20	Su			7 55	Su
Lv Bakersfield					12 13	Su			1 25	Mo
Lv Fresno					2 17	Su			4 15	Mo
Lv Stockton					5 05	Su			7 15	Mo
Ar Sacramento					6 20	Su			8 30	Mo
Lv Sacramento No. 202									10 05	Mo
Lv Marysville									11 37	Mo
Lv Chico									12 57	Mo
Ar Gerber No. 202									1 40	Mo
Lv Sacramento (S. P. Depot)	▲ 9 10	Su	▲ 6 40	Su	▲ 8 20	Su				
Ar Davis (S. P. Depot)	▲ 9 45	Su*	▲ 7 05	Su	▲ 8 50	Su				
Lv Davis	9 56	Su	7 25	Su	10 30	Su				
Lv Gerber	11 45	Su	9 20	Su	1 50	Mo				
Lv Redding	12 30	Su	10 06	Su	3 15	Mo				
Ar Dunsmuir	2 01	Su	11 40	Su	5 25	Mo				
Lv Dunsmuir	2▲15	Su	1▲56	Mo						
Ar Ashland	5▲18	Su	4▲28	Mo						
Ar Medford	5▲51	Su	4▲50	Mo						
Ar Grants Pass	6▲50	Su	5▲54	Mo						
Lv Coos Bay										
Lv North Bend										
Ar Eugene										
Lv Ashland										
Lv Medford										
Lv Grants Pass										
Ar Eugene										
Lv Dunsmuir	2 10	Su	11 50	Su	6 00	Mo				
Ar Klamath Falls	4 36	Su	2 20	Mo	9 30	Mo				
Ar Eugene	8 55	Su	6 45	Mo	3 52	Mo				
Lv Eugene	9 00	Su	6 52	Mo	4 07	Mo				
Ar Albany	9 44	Su	7 32	Mo	5 15	Mo				
Ar Salem	10 15	Su	8 02	Mo	5 55	Mo				
Ar Portland	11 30	S.P.	9 20	Mo	7 55	Mo				
Lv Portland	11 45	Su	9 40	Mo	11 45	Mo				
Ar Tacoma	5 00	Mo	12 41	Mo	5 00	Tu				
Ar Seattle (King St.)			1 40	Mo						
Ar Seattle (Union Sta.)	6 45	Mo			6 45	Tu				
Lv Portland			3 00	Mo					9 30	Mo
Ar Spokane			10 23	Mo					8 10	Mo
Ar Spokane			10 35	Mo					7 40	Tu
Lv Portland					10 00	Mo				
Ar Spokane					6 30	Tu				
Lv Seattle									10 00	Mo
Ar Vancouver, B. C.	7 45	Mo	2 00	Mo	7 45	Tu			6 00	Mo
	11 40	Mo	5 40	Mo	11 40	Tu			9 55	Mo

BY DAY RIDE THE

Shasta Daylight

Between San Francisco and Portland over the spectacular Shasta Route any time—it's beautiful! Low Fare. Reserved reclining chair car seats. Wonderful dining, coffee shop and tavern car. See a showcase of Northwestern scenic beauty.

TRAIN 20 KLAMATH

Standard Sleepers: ★San Francisco to Portland. (12 Sec., 1 DR.) Car 206.
★San Francisco to Portland. (10 Sec., 1 DR., 2 Compts.) Car 207.

Chair Cars: ★San Francisco to Portland. Pillow service available at nominal charge.

News Agent Car: ★San Francisco to Portland.

Diner: ★(Serving Coffee Shop type meals.)

★San Francisco to Portland. Dinner not served from San Francisco.

Tickets Honored: All classes.

TRAIN 330 ROGUE RIVER

Standard Sleeper: ★Ashland to Portland. (10 Sec., 1 DR., 2 Compts.) Car 333. Request Pullman space from Agent Medford.

Snack Lounge: ★Ashland to Portland. Minimum meal service.
Chair Cars: ★Ashland to Portland. Pillow service available at nominal charge.

Tickets Honored: All classes.

TRAINS 224-202

San Francisco, Sacramento, Marysville, Gerber

Coaches: San Francisco to Sacramento. Sacramento to Gerber.

Snack-Lounge: ★San Francisco to Sacramento.

NOTE A—SPECIAL SERVICE CHARGE

The Service Charge is \$1.00 (plus Federal Tax) for each chair car seat occupied by adult, or child of any age, between San Francisco and Portland; proportionate charges to and from intermediate points. (Tickets sold in advance will not be redeemable unless space reserved is released for resale and reservation or ticket numbers erased from diagram not later than the day before departure of train. Tickets sold on day of departure will not be redeemable unless space reserved is released at least three (3) hours prior to departure of train.)

All PM time in dark faced figures.

★—Regularly assigned cars are air-conditioned.

▲—Pacific Greyhound Bus. (Rail tickets honored.)

●—P.G.L. Depot.

■—S. P. Depot.

b—Train 57 arrives Oakland 16th Street at 7:25AM connecting with Train 10.

PASSENGERS USE FERRY STEAMER FROM SAN FRANCISCO TO OAKLAND PIER.

TRAIN 10 STREAMLINER SHASTA DAYLIGHT

Streamlined Air-Conditioned Train. Please reserve seats in advance. Special service charge applicable in chair cars—See Note A.

Passenger Agent and Porter service. Radio.

Parlor-Observation Car: ★San Francisco to Portland. (Railroad-Owned.) Car S-99.

Chair Cars: ★San Francisco to Portland. Cars 90 to 98 incl. and 100.

Tavern Refreshment Car: ★San Francisco to Portland.

Diner: ★San Francisco to Portland.

Coffee Shop Car: ★San Francisco to Portland.

Tickets Honored: Ask Agents.

TRAIN 12 STREAMLINER CASCADE

Public Telephone.

Full Lounge Car: ★San Francisco to Portland.
Standard Sleepers: ★San Francisco to Seattle. (On N. P. No. 407 from Portland.)

(22 Rmts.) Car 122. (6 BR., 10 Rmts.) Cars 123-124. (4 Compts., 4 BR., 2 DRooms) Car 125.

★San Francisco to Portland.
(6 BR., 10 Rmts.) Cars 121-126. (12 BR.) Car 127. (22 Rmts.) Car 128.

Chair Cars: ★San Francisco to Portland. Cars 12-13. Please reserve seats in advance. Special service charge applicable in chair cars—See Note A. Pillow service available at nominal charge.

Dining Car: ★San Francisco to Portland. (Dinner served from San Francisco.)

Tickets Honored: Ask Agents.

SHASTA ROUTE • SOUTHBOUND

PORTLAND TO SACRAMENTO - SAN FRANCISCO - LOS ANGELES

Portland, Eugene, Klamath Falls			
Elev	Table 78	Mls.	Shasta Daylight No. 9 Daily
30	Lv Portland Ore. Δ	0	7 45
110	" Clackamas	11	
74	" Oregon City	16	
151	" Canby	24	
102	" Barlow	26	
119	" Aurora	28	
182	" Hubbard	32	
182	" Woodburn	39	
185	" Gervais	39	
183	" Brooks	44	
163	" Chemawa	48	
163	" Salem	53	8 55
286	" Turner	60	
301	" Marion	67	
240	" Jefferson	72	
213	Ar Albany	80	9 24
213	Lv Albany	0	11 03
227	Ar Corvallis	10	11 20
227	Lv Corvallis	0	8 42
213	Ar Albany	10	9 00
213	Lv Albany	80	9 24
245	" Tangent	86	
262	" Shedd	92	
282	" Halsey	97	
309	" Harrisburg	106	
326	" Junction City	110	
426	Ar Eugene (88)	124	10 05
426	Lv Eugene	0	
499	" Goshen	6	
541	" Creswell	12	
643	" Cottage Grove	21	
296	" Drain	38	
356	" Yoncalla	44	
426	" Oakland	58	
451	" Sutherlin	61	
518	Ar Roseburg (88)	75	
459	Lv Roseburg	75	
528	" Dillard	85	
609	" Myrtle Creek	97	
705	" Riddle	103	
1009	" West Fork	126	
1413	" Glendale	139	
1291	" Wolf Creek	145	
1190	" Leland	153	
935	" Grants Pass	173	
935	Lv Grants Pass	173	
907	" Rogue River	182	
1081	" Gold Hill	190	
1371	" Central Point	202	
1370	Ar Medford Δ	206	
1370	Lv Medford	206	
1629	" Talent	213	
1874	" Ashland	218	
1874	Lv Ashland	218	
4113	" Siskiyou, Ore.	231	
2905	" Hilt, California	238	
2156	" Hornbrook	247	
2335	" Yreka Inn	263	
2542	" Montague	270	
2561	" Grenada	277	
2760	" Gazelle	285	
2953	" Edgewood	296	
3466	" Weed	299	
3903	Ar Black Butte Cal	308	
426	Lv Eugene	124	10 11
457	" Springfield	128	
1108	" Westfir	165	
1206	" Oakridge	167	
2076	" McCredie Springs	178	
4840	" Cascade Summit	215	
4844	" Odell Lake	211	
4779	" Crescent Lake	219	
4779	" Umla	223	
4761	" Chemult	244	
4651	" Yamsay	255	
4633	" Kirk	277	
4202	" Pine Ridge	289	
4190	" Chiloquin	291	
4154	" Modoc Point	300	
4155	" Algoma	308	
4120	Ar Klamath Falls	318	2 19
TRAIN NUMBERS			
		9	11

All PM time in dark faced figures.
 Δ - Air Mail dispatched.
 ■ - Pacific Greyhound Bus. (S. P. Depot.)
 • - P.G.L. Depot.

▲ - Pacific Greyhound daily Bus makes connection with trains at Dunsmuir. (Rail tickets honored.)
 ♠ - P.G.L. Bus To and From P.G.L. Depots. Rail and Bus Depot 1/4 mile apart. (Rail tickets honored.)

† - See table 110 for service between Crockett and Vallejo.

b - Stops to detrain pay passengers from Klamath Falls or beyond; also entrain for Davis or beyond.

d - Stops on flag to entrain pay passengers for Eugene or beyond.

e - Stops on flag to detrain pay passengers from Eugene or beyond.

f - Flag stop to entrain or detrain passengers.

j - Stops on flag to detrain pay passengers from Portland or beyond; also to entrain for Eugene or beyond.

n - Stops on flag Monday, Wednesday and Thursday.

p - Stops on flag to detrain pay passengers from Klamath Falls or beyond.

s - Stops on flag to entrain pay passengers for points West of Davis.

t - Stops on flag daily except Sunday.

x - Train No. 241.

Klamath Falls, Los Angeles, San Francisco			
Elev	Table 79	Mls.	Shasta Daylight No. 9 Daily
4120	Lv Klamath Falls	318	2 29
4243	" Dorris Calif	340	
4264	" Macdoel	351	
4262	" Mt. Hebron	353	
4647	" Bray	365	
4674	" Leaf	367	
5063	" Grass Lake	379	
3903	Ar Black Butte Cal.	402	
3903	Lv Black Butte Cal.	402	
3553	" Mt. Shasta (88)	410	
2556	" Shasta Springs	422	
2290	Ar Dunsmuir	425	4 55
2290	Lv Dunsmuir	425	5 05
1947	" Castella	430	
1137	" Delta	450	
842	" Central Valley	474	
557	" Redding	482	6 36
434	" Anderson	493	
423	" Cottonwood	503	
309	" Red Bluff	517	
246	Ar Gerber	526	7 22
246	Lv Gerber	526	7 27
223	Ar Tehama	528	
223	Lv Tehama	528	
276	" Richfield	533	
277	" Corning	536	
226	" Kirkwood	541	
259	" Orland	549	
170	" Artois	558	
137	" Willows	565	
97	" Norman	573	
95	" Delavan	576	
95	" Maxwell	582	
84	" Williams (Colusa) (88)	591	
139	" Arbuckle	601	
68	" Dunnigan	612	
51	" Zamora	619	
78	" Yolo	625	
62	" Woodland	630	
52	Ar Davis	639	9 08
35	Lv Davis	0	7 20
35	Ar Sacramento	13	7 50
223	Lv Tehama	0	7 15
227	" Los Molinos	2	7 25
211	" Vina	9	
193	" Chico	28	
164	" Durham	34	
125	" Nelson	40	
112	" Richvale	44	
98	" Biggs	50	
97	" Gridley	54	
80	" Live Oak	60	
72	" Marysville	71	
90	" Wheatland	84	
116	" Sheridan	87	
167	" Lincoln	95	
162	" Roseville	105	
35	Ar Sacramento Δ	123	
35	Lv Sacramento	13	
24	" Stockton	62	
171	" Merced	129	
290	" Fresno	184	
414	" Bakersfield	291	
425	" Glendale	455	
290	Ar Los Angeles	460	
35	Lv Sacramento	13	
72	" Davis	639	9 11
67	" Dixon	647	
12	" Susan-Fairfield	666	e 7 08
10	Ar Martinez (To Benicia)	683	7 33
10	Lv Martinez	0	9 57
290	Ar Fresno	171	10 08
414	Ar Bakersfield	278	2 15
290	Ar Los Angeles	448	4 45
10	Lv Martinez	0	7 33
14	Lv Crockett (To Vallejo)†	683	e 7 42
41	Ar Richmond	703	e 8 00
18	Ar Berkeley	709	8 14
10	Ar Oakland (16th St.) Δ	712	10 45
14	Ar Oakland Pier Δ	714	10 55
14	Lv Oakland Pier (Ferry)	714	11 10
6	Ar San Francisco (Mkt. St.) Δ	718	11 30
TRAIN NUMBERS			
		9	11

Shasta Daylight No. 9 Daily
 Cascade No. 11 Daily
 Klamath No. 19 Daily
 Bus To Dunsmuir
 Siskiyou Line Bus
 to Dunsmuir
 Home Train 9

Passenger No. 201 Daily
 TRAIN 201 Via Marysville
 (Train 19 connects with Train 201 at Gerber)

SHASTA DAYLIGHT (Streamlined - Seats Reserved)
 CASCADIA (Streamlined - Seats Reserved)
 KLAMATH
 SISKIYOU LINE

S. P. rail tickets will be honored on Pacific Greyhound buses from Siskiyou Line points to Dunsmuir for train connections.
 (Seats Reserved)

Shasta Cascade Wonderland
 Siskiyou Line
 (Seats Reserved)

SHASTA ROUTE • NORTHBOUND

SAN FRANCISCO - LOS ANGELES - SACRAMENTO TO PORTLAND

San Francisco, Los Angeles, Klamath Falls

Table 80		Shasta Daylight No. 10 Daily	Cascade No. 12 Daily	Klamath No. 20 Daily	224-202 Daily
Elev	Mis.				
6	San Francisco, Mkt. St.	0	7 45	5 00	7 30
14	Ar Oakland Pier Ferry	4	8 05	5 20	7 50
14	Ar Oakland Pier	4	8 15	5 30	7 45
10	Ar Oakland Pier	4	8 23	5 45	8 09
18	Ar Berkeley	15	8 31	5 51	8 18
41	Ar Richmond	29		5 53	8 30
14	Ar Crockett (to Vallejo)	29		5 53	8 27
10	Ar Martinez (to Benicia)	35	9 07	6 05	8 37
290	Ar Los Angeles	0	5 50	7 20	7 20
414	Ar Bakersfield	169	11 30	12 13	12 13
290	Ar Fresno	277	2 15	17 2	2 17
10	Ar Martinez	448	6 15	38 5	38 5
10	Ar Martinez	35	9 07	6 35	9 05
12	Ar Suisun-Fairfield	52		9 28	9 01
67	Ar Dixon	70		9 48	
52	Ar Davis	79	9 52	7 20	9 30
35	Ar Sacramento	92		9 55	
290	Ar Los Angeles	0		7 20	7 20
425	Ar Glendale	6		7 38	8 15
414	Ar Bakersfield	169		12 13	1 25
290	Ar Fresno	277		17 16	4 15
171	Ar Merced	332		16 5	5 28
24	Ar Stockton	399		5 05	7 15
35	Ar Sacramento	447		6 20	8 30
35	Ar Sacramento	0		10 05	10 05
162	Ar Roseville	18		10 40	10 40
167	Ar Lincoln	26		10 54	
116	Ar Sheridan	38			
90	Ar Wheatland	39		11 10	
72	Ar Marysville	52		11 37	
80	Ar Live Oak	63		11 54	
97	Ar Gridley	73		12 12	
98	Ar Biggs	73		12 12	
112	Ar Richvale	79		12 24	
125	Ar Nelson	83			
164	Ar Durham	89		12 37	
193	Ar Chico	95		12 57	
211	Ar Vina	114		1 20	
227	Ar Los Molinos	121		1 29	
223	Ar Tehama	123			
35	Ar Sacramento	0	9 10	8 20	
52	Ar Davis	13	9 45	8 50	
52	Ar Davis	79	9 56	7 25	
62	Ar Woodland	88		10 30	
78	Ar Yolo	93		10 46	
51	Ar Zamora	99			
68	Ar Dunsmuir	106			
139	Ar Arbuckle	116		11 17	
84	Ar Williams (Colusa) (88)	127		11 33	
95	Ar Maxwell	136		11 43	
95	Ar Delavan	145			
97	Ar Norman	141			
137	Ar Willows	153		12 15	
170	Ar Artois	160			
259	Ar Orland	168		12 50	
226	Ar Kirkwood	176			
277	Ar Corning	181		1 15	
276	Ar Richfield	185			
223	Ar Tehama	189			
223	Ar Tehama	189			1 40
246	Ar Gerber	191	11 35	9 15	1 40
246	Ar Gerber	191	11 45	9 20	
309	Ar Red Bluff	201		2 01	
423	Ar Cottonwood	218		2 31	
434	Ar Anderson	225		2 42	
557	Ar Redding	234	12 30	10 06	
842	Ar Central Valley	246		3 15	
1137	Ar Delta	267		4 07	
1947	Ar Castella	286		4 52	
2290	Ar Dunsuir	293	2 01	11 40	
2290	Ar Dunsuir	293	2 10	11 50	
2556	Ar Shasta Springs	296			
3553	Ar Mt. Shasta (88)	307		6 45	
3903	Ar Black Butte	316		7 02	
3905	Ar Black Butte	316		7 02	
5063	Ar Grass Lake	335		7 45	
4674	Ar Leaf	351		8 03	
4647	Ar Bray	352		8 08	
4262	Ar Mt. Hebron	364		8 26	
4264	Ar Macdoel	367		8 31	
4243	Ar Dorris Calif.	377		8 50	
4120	Ar Klamath Falls	400	4 36	2 20	9 30

WORRY-FREE TRAIN-TO-TRAIN BAGGAGE TRANSFER

Oakland
San Francisco
Los Angeles

Pullman patrons arriving in these cities and leaving the same day on another train, from the same or a different station, may have their hand luggage transferred directly to their out-going space.

Ask the Red Cap Porter who meets your train!

All PM time in Dark faced figures.

▲ Pacific Greyhound Bus. (S. P. Depot.)

▲ P.G.L. Depot.

▲ P.G.L. Bus. To and From P.G.L. Depots. Rail and Bus Depot ¼ mile apart. (Rail tickets honored.)

▲ Air Mail dispatched.

▲ Pacific Greyhound daily Bus makes connection with Trains at Dunsuir. (Rail tickets honored.)

▲ Train 57 arrives Oakland 16th St. at 7.25 AM connecting with Train 10.

▲ Daily except Sunday and Holiday.

▲ Stops on flag to entrain pay passengers for Eugene or beyond; also to detrain from Gerber or beyond.

▲ Stops on flag to detrain pay passengers from Crescent Lake or beyond; also to entrain for Eugene or beyond. Stops on flag on Sundays.

▲ Stops on flag to entrain pay passengers for Eugene and beyond.

▲ Stops to discharge passengers from points Redding and south.

▲ Stops on flag to detrain pay passengers from Davis or beyond.

▲ Stops on flag to detrain pay passengers from Eugene or beyond; also to entrain for Portland or beyond.

▲ S. P. rail tickets will be honored on Pacific Greyhound buses taking passengers from trains at Dunsuir for Siskiyou Line points.

Klamath Falls, Eugene, Portland

Table 81		Shasta Daylight No. 10 Daily	Cascade No. 12 Daily	Klamath No. 20 Daily	
Elev	Mis.				
4120	Ar Klamath Falls	400	4 46	2 30	9 55
4155	Ar Algoma	409			c
4154	Ar Modoc Point	418			c
4190	Ar Chiloquin	427			10 40
4533	Ar Kirk	441			11 05
4602	Ar Mazama	459			
4651	Ar Yamsay	463			
4761	Ar Chemult	474	3 46		11 46
4775	Ar Umli	494			
4779	Ar Crescent Lake	499			12 38
4844	Ar Odell Lake	502			
4840	Ar Cascade Summit	507			12 59
2076	Ar McCredie Springs	540			2 11
1206	Ar Oakridge	551			2 39
1108	Ar Westfir	553			
457	Ar Springfield	590			3 40
426	Ar Eugene (88)	594	8 55	6 45	3 52
3903	Ar Black Butte, Cal.	0	▲ 4 00	▲ 2 47	
3466	Ar Weed	8	▲ 4 05		
2353	Ar Edgewood	19	▲ 4 19		
2760	Ar Gazelle	27	▲ 4 34		
2561	Ar Grenada	34	▲ 4 50		
2542	Ar Montague	41	▲ 5 05		
2335	Ar Yreka Inn	57	▲ 5 20	3 28	
2156	Ar Hornbrook	66	▲ 5 35		
2905	Ar Hill California	73	▲ 5 50		
4113	Ar Siskiyou, Ore.	73	▲ 6 05		
1874	Ar Ashland	85	▲ 6 20	4 28	
1874	Ar Ashland	85	▲ 6 35	4 28	
1629	Ar Talent	91	▲ 6 50		
1370	Ar Medford	98	▲ 7 05	4 50	
1370	Ar Medford	98	▲ 7 20	5 05	
1371	Ar Central Point	102	▲ 7 35	5 13	
1081	Ar Gold Hill	113	▲ 7 50		
907	Ar Rogue River	121	▲ 8 05	5 25	
935	Ar Grants Pass	130	▲ 8 20	5 35	
935	Ar Grants Pass	130	▲ 8 35	5 45	
1190	Ar Leland	150	▲ 8 50		
1291	Ar Wolf Creek	158	▲ 9 05		
4113	Ar Glendale	164	▲ 9 20		
1009	Ar West Fork	178	▲ 9 35		
705	Ar Riddle	206	▲ 9 50		
609	Ar Myrtle Creek	218	▲ 10 05		
528	Ar Dillard	229	▲ 10 20		
459	Ar Roseburg (88)	242	▲ 10 35		
459	Ar Roseburg	242	▲ 10 50		
518	Ar Sutherlin	246	▲ 11 05		
426	Ar Oakland	260	▲ 11 20		
356	Ar Yoncalla	265	▲ 11 35		
296	Ar Drain	283	▲ 11 50		
643	Ar Cottage Grove	292	▲ 12 05		
541	Ar Creswell	297	▲ 12 20		
499	Ar Goshen	303	▲ 12 35		
426	Ar Eugene (88)	303	▲ 12 50		
426	Ar Eugene	594	9 00	6 52	4 07
326	Ar Junction City	607			4 26
309	Ar Harrisburg	612			4 41
282	Ar Halsey	620			4 56
262	Ar Shedd	626			5 11
245	Ar Tanzen	631			5 26
213	Ar Albany	638	9 44	7 32	5 15
213	Ar Albany	638	▲ 10 01	▲ 9 38	▲ 6 12
227	Ar Corvallis	646	▲ 10 18	▲ 9 55	▲ 6 29
227	Ar Corvallis	646	▲ 10 35	▲ 10 18	▲ 6 46
213	Ar Albany	638	▲ 10 52	▲ 10 35	▲ 6 63
213	Ar Albany	638	▲ 11 09	▲ 10 52	▲ 6 80
240	Ar Jefferson	651			6 54
301	Ar Marion	657			7 09
286	Ar Turner	665			7 24
163	Ar Salem	670	10 15	8 02	5 55
163	Ar Chemawa	674			6 10
183	Ar Brooks	679			6 25
185	Ar Gervais	682			6 40
182	Ar Woodburn	685			6 55
182	Ar Hubbard	688			7 10
119	Ar Aurora	690			7 25
102	Ar Barlow	692			7 40
151	Ar Canby	693			7 55
74	Ar Oregon City	702			8 10
110	Ar Clackamas	707			8 25
30	Ar Portland, Ore.	718	11 30	9 20	7 55

TRAIN NUMBERS

SHASTA ROUTE

CONNECTIONS IN CALIFORNIA - OREGON - WASHINGTON

Table 82
(A) PORTLAND, TACOMA, SEATTLE
Pooled trains operated jointly by the Great Northern, Northern Pacific and Union Pacific.

STATIONS	Mls.	U.P. 457	N.P. 407	G.N. 459	U.P. 401
Lv Portland, Ore.	0	8:00	*9 40	*5 00	11:45
Lv Vancouver, Wash.	9	8 21	9 59	5 25	12 11
Lv Kelso-Longview	48	9 01	10 38	6 05	1 35
Ar Chehalis	87	9 43	11 22	6 47	3 00
Ar Centralia	91	9 53	11 33	6 57	3 10
Ar East Olympia	110	10:16	11 56	7 20	
*Ar Olympia	8	10 45	12 25		
Ar Tacoma, Wash.	145	11 01	12 41	8 05	5 00
Ar Seattle (Union Sta.)	183	11 59			6 45
Ar Seattle (King St. Sta.)	183		1 40	9 15	

STATIONS	Mls.	G.N. 460	N.P. 408	U.P. 458	U.P. 402
Lv Seattle (King St. Sta.)	0	*8 20	12:30		
Lv Seattle (Union Sta.)	0			4:45	11:45
Lv Tacoma, Wash.	39	9 16	1 26	5 52	1 15
*Lv Olympia			1 30	6 00	
Lv East Olympia	74	9 58	2 08	6 37	12 08
Lv Centralia	93	10 22	2 32	7 05	3 00
Lv Chehalis	96	10 29	2 39	7 14	3 25
Lv Kelso-Longview	136	11 14	3 24	8 02	5 00
Ar Vancouver, Wash.	175	11 58	4 08	8 46	6 15
Ar Portland, Ore.	183	12 20	4 30	9 15	6 45

(B) PORTLAND, SPOKANE (Daily)

U.P. 20	SP&S-4 NP-2	SP&S-2 NP-4	Mls.	STATIONS	SP&S-1	NP-SP &S-5	NP-1 SP&S-3	U.P. 19	
10 00	10 00	3 00	9 30	0	Lv Portland	Ar 7 30	4 25	6 00	6 10
6 30	7 40	10 35	8 10	377	Ar Spokane	Lv 12 06	7 15	9 10	9 00

Table 83 (Daily)
SEATTLE, VICTORIA, VANCOUVER

Mls.	G.N. 356	G.N. 360	G.N. 362	C. P. S. S.	
0	Lv Seattle	7 45	2 00	6 00	4 00
96	Ar Bellingham	10 01	4 10	8 30	
81	Ar Victoria				9 15
81	Lv Victoria				2 30
164	Ar Vancouver	11 40	5 40	9 55	7 00

Mls.	G.N. 355	G.N. 357	G.N. 361	C. P. S. S.	
0	Lv Vancouver	8 10	12 30	6 15	9 15
83	Ar Victoria				1 45
83	Lv Victoria				9 30
	Lv Bellingham	9 45	1 57	7 40	
164	Ar Seattle	12 05	4 25	10 10	2 45

Table 84
PORTLAND, HUNTINGTON (Daily)

106	18	12	Mls.	(Union Pacific)	11	17	105
5 30	9 30	8 05	0	Lv Portland	Ar 4 00	5 30	7 30
7 6	48 10	57 9	63	Lv Hood River	Lv 2 20	3 35	6 05
7 20	11 50	10 10	84	Lv The Dalles	Lv 1 45	3 00	5 35
9 38	2 52	1 05	216	Lv Pendleton	Lv 10 43	10 50	3 11
11 40	5 35	3 25	290	Lv La Grande	Lv 8 25	8 20	1 05
12 40	6 47	4 36	342	Lv Baker	Lv 7 05	6 59	11 55
2 05	8 15	6 00	390	Ar Huntington (P.T.)	Lv 5 45	5 35	10 40

*12 01	*10 00	7 00	Lv Portland	Ar 7 50	7 50	6 10
*10 02	6 45	3 40	Ar Walla Walla	Lv 10 15	12 20	* 9 45

All PM time in Dark-faced figures.
▲—Pacific Greyhound Bus.
★—Bus Service between East Olympia and Olympia.
P.T.—Pacific Standard Time.

Table 85
(A) ALTURAS, KLAMATH FALLS
(P.G.L. Bus) (Daily)
(Rail Tickets Honored)

1 15	Lv Alturas	Ar 6 10
2 45	"Tule Lake	" 4 30
3 30	Ar Klamath Falls	Lv 3 45

(B) MEDFORD, KLAMATH FALLS
(P.G.L. Bus)

*12 50	Lv Medford (78, 81)	Ar 8 18
1 19	Lv Ashland	Lv 7 52
3 20	Ar Klamath Falls	Lv * 5 50

(C) KLAMATH FALLS, THE DALLES
(Pacific Trailways) (Daily)
(Rail Tickets Not Honored)

3 45	8 20	Lv Klamath Falls	Ar 3 25	11 20
6 55	11 30	Ar Bend	Lv 12 15	8 10
7 20	12 01	Lv Bend	Ar 11 20	8 05
11 35	4 05	Ar The Dalles	Lv 7 00	3 00

Table 86
(A) REDDING, SUMMIT CITY, SHASTA DAM
Shasta Dam Stages
Daily, except Sundays and Holidays

Lv Redding (79, 80)	8 45	9 45	11 45	1 45	3 45
Ar Summit City	9 10	10 10	12 10	2 10	4 10
Ar Shasta Dam		10 20	12 20	2 20	

Lv Shasta Dam	10 25	12 25	2 25		
Ar Summit City	7 56	10 31	12 31	2 31	4 16
Ar Redding (79, 80)	8 20	10 55	12 55	2 55	4 40

(B) MOUNT SHASTA, McCLOUD
McCloud River R. R. Co. (Bus)

Lv Mt. Shasta (79, 80)	*7 00	11 20		
Ar McCloud		7 30	11 50	
Lv McCloud	*9 45	12 00	4 00	
Ar Mt. Shasta (79, 80)		10 15	12 30	4 30

(C) TAXI WILLIAMS-COLUSA TAXIS
"On Call" (Rail Tickets Not Honored)

24 hour "on call" service available both ways, Phone Yellow Taxi, at Colusa 7-W or 53-W (Home). Rates one way \$3.50 one to five persons.

Table 87
CRATER LAKE SEASON—JUNE 15-SEPT. 15

Lv Klamath Falls	8 00	Ar Crater Lake	10 00
Lv Klamath Falls	4 45	Ar Crater Lake	6 45
Lv Crater Lake	12 15	Ar Klamath Falls	2 15
Lv Crater Lake	4 15	Ar Klamath Falls	6 00

Lv Grants Pass	4 50	Ar Medford	5 50
Lv Medford	6 00	Ar Crater Lake	8 30
Lv Crater Lake	8 00	Ar Medford	10 30
Lv Medford	10 45	Ar Grants Pass	12 45

Round trip fare \$10.00 plus \$1.50 tax. Children 6-8 years, half fare and under 6 free.

(C) CROCKETT, VALLEJO (Pacific Greyhound Bus) (Daily) (Rail Tickets Honored)

6 05	2 00	8 30	6 50	Lv Crockett	Ar 6 45	8 20	12 10	6 00
6 20	2 15	8 45	7 05	Ar Vallejo (401 York St.)	Lv 6 30	8 05	11 55	5 45

Table 88
(A) PORTLAND, COOS BAY, COQUILLE

No. 19	No. 11	No. 9	No. 10	No. 12	No. 20
*10 05	* 4 45	* 7 45	Lv Portland	Ar 11 30	9 20
1 40	7 09	10 05	Ar Eugene	Lv * 9 00	* 6 52
					* 4 07

(B) VIA ROSEBURG
(P.G.L. Bus) (Daily)
(Rail Tickets Honored)

▲ 11 40	Lv Eugene	Ar ▲ 5 45
▲ 2 05	Ar Roseburg	Lv ▲ 3 25

▲ 3 15	Lv Roseburg (78, 81)	Ar ▲ 11 10
3 30	Lv Coos Junction	Lv 10 52
5 11	Lv Myrtle Point	Lv 9 15
5 30	Ar Coquille	Lv 8 45
▲ 6 12	Ar Coos Bay	Lv ▲ 8 10

(C) VIA DRAIN AND REEDSPORT
(P.G.L. Bus) (Daily)
(Rail Tickets Honored)

▲ 4 05	▲ 2 35	Lv Eugene	Ar ▲ 11 10	▲ 10 08	▲ 1 10
5 13	3 48	Lv Drain	Lv 12 01	8 58	12 01
6 37	5 21	Lv Reedport	Lv 10 35	7 46	10 35
7 30	6 14	Lv North Bend	Lv 9 31	6 56	9 31
7 40	6 25	Ar Coos Bay	Lv 9 20	6 45	9 20
▲ 8 37	▲ 7 13	Ar Coquille	Lv ▲ 8 33	▲ 6 43	▲ 8 33

Table 89
REDDING, WEAVERVILLE, EUREKA
Eureka-Redding Stages

d 11 20	Lv Redding (79, 80)	Ar 4 35
12 50	Ar Weaverville	Lv 3 00
1 00	Lv Weaverville	Ar 2 50
5 20	Ar Eureka (127)	Lv 4 15

Table 91 (Rail Tickets Honored)
(A) CROCKETT, NAPA VALLEY, SONOMA VALLEY, GLEN ELLEN, SANTA ROSA (Daily)

▲ 6 50	0	Lv Crockett (S.P.Sta.)	Ar
7 05	5	Ar Vallejo (P.G.L. Depot)	Lv
▲ 7 15	5	Lv Vallejo (P.G.L. Depot)	Ar ▲ 7 10
7 40	18	Lv Imola (Napa State Hospital)	Ar 6 45
7 45	20	Ar Napa	Lv 6 40
7 45	20	Lv Napa	Ar 6 30
8 10	35	" Sonoma	" 6 05
8 18	38	" Boyes Springs	" 5 56
8 30	42	" Eldridge (Sonoma State Home)	" 5 45
8 32	43	" Glen Ellen	" 5 42
▲ 9 00	59	Ar Santa Rosa (5th & B Sts.)	Lv ▲ 10

(B) CROCKETT, ST. HELENA, CALISTOGA

▲ 2 00	▲ 8 30	0	Lv Crockett (S.P.Sta.)	Ar 12 10	▲ 6 00
2 15	8 45	5	Ar Vallejo (P.G.L. Depot)	Lv 11 55	5 45
4 15	10 15	5	Lv Vallejo (P.G.L. Depot)	Ar 10 10	4 10
4 45	10 45	20	Ar Napa	Ar 9 40	4 40
4 50	10 50	20	Lv Napa	Ar 9 35	3 55
5 08	11 08	29	" Yountville	" 9 16	3 36
5 25	11 25	39	" St. Helena	" 8 57	3 16
▲ 5 45	▲ 11 45	48	Ar Calistoga	Lv ▲ 8 40	▲ 2 40

(C) CROCKETT, VALLEJO (Pacific Greyhound Bus) (Daily) (Rail Tickets Honored)

6 05	2 00	8 30	6 50	Lv Crockett	Ar 6 45	8 20	12 10	6 00
6 20	2 15	8 45	7 05	Ar Vallejo (401 York St.)	Lv 6 30	8 05	11 55	5 45

—Bus Depot, 987 Pearl St.
*—Daily.
†—Daily except Sunday.
e—Motor Bus via Pendleton.
c—Conditional stop.

d—Monday, Wednesday, Friday
e—Except Saturday and Sunday.
f—Flag stop to receive or discharge passengers.
g—Tuesday, Thursday, Saturday.
h—Saturday only.

COAST LINE

SAN FRANCISCO - SANTA BARBARA - LOS ANGELES - DEL MONTE - MONTEREY - PACIFIC GROVE

NORTHBOUND		99	95	75	75-73	71
Lv Los Angeles (Un. Sta.)	*	8 15	7 45	9 00	9 00	* 1 00
Lv Glendale (k)		8 33	8 03	9 20	9 20	1 25
Lv Ventura			9 31	10 48	10 48	4 10
Lv Santa Barbara		10 35	10 15	11 34	11 34	5 50
Lv San Luis Obispo		12 53	12 45	2 35	2 35	9 35
Lv Salinas		3 38	3 56	5 40	5 40	1 53
Lv Watsonville Junction			4 30	6 15	6 15	2 39
Ar San Jose		4 58	5 30	7 20	7 20	3 56
Lv San Jose (No. 265)		5 03	5*40	5*40	7*50	7 47
Ar Fruitvale		5 55				8 50
Ar Oakland (Bus*)			7 30	7 31	9 48	
Ar Oakland (1st St.)		6 02				9 05
Ar Oakland Pier		6 15				9 20
Ar San Francisco (Mkt. St.)		6 50				9 50
Lv San Jose		5 03	5 40	7 40		4 20
Ar Palo Alto			6 01	8 05		4 39
Ar Burlingame			6 14	8 25		4 59
Ar San Francisco (3rd St.)		6 00	6 45	9 00		5 30
Santa Fe Ry.		81	71	75	83	77
Lv San Diego	*	7 15	7 45	11 45	12 30	1 30
Ar Los Angeles	#	9 30	10 15	2 15	5 00	4 00

Table 92
Please Reserve Seats in Advance on the "COAST DAYLIGHT" and "STARLIGHT"

NOTE A—SPECIAL SERVICE CHARGE
The Service Charge is \$1.00 (plus Federal Tax) for each chair car seat occupied by adult, or child of any age, between San Francisco and Los Angeles; proportionate charges to and from intermediate points. (Tickets sold in advance will not be redeemable unless space reserved is released for resale and reservation or ticket numbers erased from diagram not later than the day before departure of train. Tickets sold on day of departure will not be redeemable unless space reserved is released at least three (3) hours prior to departure of train.)

SOUTHBOUND		98	94	76	74-76	72
Lv San Francisco (3rd St.)	*	8 15	7 45	9 00		*12 01
Lv Burlingame			8 10	9 23		
Lv Palo Alto			8 27	9 42		1 02
Ar San Jose		9 08	8 49	10 03		1 26
Lv San Francisco (Mkt. St.)						* 8 00
Lv Oakland Pier (No. 250)	*	7 25				8 30
Lv Oakland (1st St.)		7 38				8 43
Lv Oakland (Bus*)			7*05	7*00		
Lv Fruitvale		7 48				8 52
Ar San Jose		8 50	8 55	8 45		9 50
Lv San Jose		9 12			10 15	10 15
Lv Watsonville Junction					10 14	11 27
Lv Salinas		10 35	10 32	11 58	11 58	4 36
Lv San Luis Obispo		1 20	1 37	3 25	3 25	8 50
Ar Santa Barbara		3 37	4 00	5 58	5 58	12 20
Ar Ventura			4 51	6 56	6 56	1 40
Ar Glendale (k)		5 42	6 25	8 42	8 42	3 55
Ar Los Angeles (Un. Sta.)		6 00	6 45	9 00	9 00	4 15
Santa Fe Ry.		72	80	74	76	82
Lv Los Angeles	#	8 10	10 00	11 15	3 30	* 4 30
Ar San Diego	#	10 40	12 30	1 45	6 00	6 45

No. 95 STARLIGHT (STREAMLINED.) DAILY.

Streamlined Air-Conditioned Train. Please reserve seats in advance. Special service charge applicable in chair cars—See Note A above. Passenger Agent and Porter service. Radio. Pillow service available at nominal charge. Chair Cars, Coffee Shop Snack Car (open all night), Tavern Car. Tickets Honored; Ask Agents. Baggage: No checked service to or from San Luis Obispo.

No. 99 COAST DAYLIGHT (STREAMLINED.) DAILY.

Streamlined Air-Conditioned Train. Please reserve seats in advance. Special service charge applicable in chair cars—See Note A above. Passenger Agent and Porter service. Radio. Chair Cars, Coffee Shop Car, Tavern Car, Parlor Car with one Drawing Room and Parlor-Observation Car. (Railroad Owned.) Tickets Honored; Ask Agents. Baggage: No checked service to or from San Luis Obispo.

No. 71 DAILY.

Coaches: Los Angeles to San Francisco.

No. 75 LARK (STREAMLINED.) DAILY.

Public Telephone. Full Lounge Car:★ Los Angeles to San Francisco. (Radio). Standard Sleepers:★ Los Angeles to San Francisco. (Drawing-Rooms, Compartments, Bedrooms, Roomettes). Dining Car:★ (For Dinner and Breakfast). Tickets Honored: Ask Agents. Baggage: No checked service to or from intermediate stations between Los Angeles and San Francisco.

No. 75-73 OAKLAND LARK (STREAMLINED.) DAILY.

Standard Sleeper:★ Los Angeles to Oakland Pier. (Bedrooms, Roomettes, Drawing-Room, Compartment). Buffet-Lounge Sleeper:★ Los Angeles to Oakland Pier. (Evening Luncheon and Breakfast Service). Coach: San Jose to Oakland Pier. Tickets Honored: Ask Agents. Baggage: See Train 75

No. 94 STARLIGHT (STREAMLINED.) DAILY.

Streamlined Air-Conditioned Train. Please reserve seats in advance. Special service charge applicable in chair cars—See Note A above. Passenger Agent and Porter service. Radio. Pillow service available at nominal charge. Chair Cars, Coffee Shop Snack Car (open all night), Tavern Car. Tickets Honored; Ask Agents. Baggage: No checked service to or from San Luis Obispo.

No. 98 COAST DAYLIGHT (STREAMLINED.) DAILY.

Streamlined Air-Conditioned Train. Please reserve seats in advance. Special service charge applicable in chair cars—See Note A above. Passenger Agent and Porter service. Radio. Chair Cars, Coffee Shop Car, Tavern Car, Parlor Car with one Drawing Room and Parlor-Observation Car. (Railroad Owned.) Tickets Honored: Ask Agents. Baggage: No checked service to or from San Luis Obispo.

No. 72 DAILY.

Coaches: San Francisco to Los Angeles.

No. 76 LARK (STREAMLINED.) DAILY.

Public Telephone. Full Lounge Car:★ San Francisco to Los Angeles. (Radio). Standard Sleepers:★ San Francisco to Los Angeles. (Drawing-Rooms, Compartments, Bedrooms, Roomettes). Dining Car:★ (For Dinner and Breakfast). Tickets Honored: Ask Agents. Baggage: No checked service to or from intermediate stations between San Francisco and Los Angeles.

No. 74-76 OAKLAND LARK (STREAMLINED.) DAILY.

Standard Sleeper:★ Oakland Pier to Los Angeles. (Bedrooms, Roomettes, Drawing-Room, Compartment). Buffet-Lounge Sleeper:★ (Evening Luncheon and Breakfast Service): Oakland Pier to Los Angeles. Coach: Oakland Pier to San Jose only. Tickets Honored: Ask Agents. Baggage: See Train 76

San Francisco, San Jose, Del Monte, Pacific Grove

No. 78 Coaches and Smoker:★ Parlor-Buffet Car: (Railroad Owned.) No. 77, San Francisco and Pacific Grove

READ DOWN			READ UP		
Starlight 94 & Bus	Del Monte 78	Daylight 98 & Bus	Mls. Via R.R.	Del Monte 77	Bus & Daylight 99
* 7 45	* 7 45	* 4 00	0	Lv San Francisco (3rd St.)	Ar 10 35
8 10	8 10	4 21	15	Lv Burlingame	Ar 10 10
8 27	8 27	4 37	30	Lv Palo Alto	Ar 9 25
8 56	8 56	5 06	47	Lv San Jose	Ar 8 23
10 04	10 04	6 12	97	Lv Watsonville Jct.	Lv 8 04
		6 25	107	Ar Castroville	Lv 8 04
		6 25	107	Lv Castroville	Ar 8 03
10 32	10 32	6 40	114	Ar Salinas	Lv 7 43
10 45		10 40	114	Lv Salinas	Ar 7 43
		f 6 40	115	Ar Ord	Lv f 7 47
		f 6 50	119	Ar Seaside	Lv f 7 34
		f 6 54	121	Ar Del Monte	Lv f 7 32
11 28		6 57	122	Ar Monterey	Lv 7 30
11 45		7 30	124	Ar Pacific Grove	Lv * 7 20

Los Angeles, Santa Barbara, Del Monte, Monterey, Pacific Grove

READ DOWN			READ UP				
Lark 75 & Bus	Starlight 95 & Bus	Daylight 99 & Bus	Mls.	Table 94	Bus & Starlight 94	Bus & Lark 76	Bus & Daylight 98
* 9 00	* 7 45	* 8 15	0	Lv Los Angeles	Ar * 6 45	* 9 00	* 6 00
9 20	8 03	8 33	6	Lv Glendale (k)	Ar 6 25	8 42	5 42
	9 15		66	Lv Oxnard	Ar 5 07		
10 48	9 31		76	Lv Ventura	Ar 4 51	6 56	
11 34	10 15	10 35	103	Lv Santa Barbara	Ar 4 00	5 58	3 37
	2 35	12 45	222	Lv San Luis Obispo	Lv 1 37	3 25	1 20
	m 2 04		258	Lv Paso Robles	Ar 1 19		
	z 5 40	3 56	356	Ar Salinas	Lv 10 32	11 58	10 35
	z 5 50	4 50	356	Lv Salinas	Ar 10 15	11 25	10 16
	z		362	Ar Ord (Port Ord)	Lv		
	z		366	Ar Seaside	Lv		
	f	f	375	Ar Del Monte	Lv	f	f
6 33	6 33	4 33	377	Ar Monterey	Lv 9 30	10 43	9 30
6 50	6 50	4 50	380	Ar Pacific Grove	Lv 9 10	10 25	9 10
			382	Ar Asilomar	Lv		

All PM time in dark face figures.
★—Regularly assigned cars are air-conditioned.
*—Daily. #—Union Station.
▲—Pacific Greyhound Bus. (To and from S.P. Stations. Rail tickets honored.)
■—Peerless Stages - Oakland Depot—20th and San Pablo, San Jose-S. P. Sta. Connections made with Coast Daylight, Starlight and Lark. (Rail tickets honored.)

†—Rail Tickets also honored on Bay Rapid Transit Co. Bus between Monterey and Pacific Grove.
a—Stops on flag to entrain pay passengers for Santa Barbara or beyond; also detrain from San Jose or beyond.
b—Daily except Sundays and Holidays.
c—Stops on flag to entrain pay passengers for Watsonville Jct. or beyond.
z—Stops daily except Sundays and Holidays and flag stop on Sundays and Holidays.

f—Flag stop to entrain or detrain passengers.
h—Stops on flag to entrain pay passengers for Gilroy or beyond.
k—Gateway to Hollywood, Beverly Hills, Santa Monica and Pasadena. Taxi service available.
m—Stops on flag to entrain pay passengers for San Jose or beyond; also detrain from Santa Barbara or beyond.
z—Frequent Pacific Greyhound Bus Service between Salinas (P.G.L. Station) Seaside and Fort Ord. Rail tickets honored.

COAST LINE

SAN FRANCISCO - OAKLAND - SAN JOSE - SALINAS - SANTA BARBARA - VENTURA - LOS ANGELES

SOUTHBOUND

NORTHBOUND

ELEV.	Table 95				Oakland Lark	S. F. Lark	Del Monte	No. 72	No. 78
	MILES	Coast Day-light	Star-light	Oakland Lark					
10	Lv San Francisco (3rd St.)	0	8 15	7 45		9 00	12 01	4 00	
25	" Burlingame	16		8 10		9 23		4 21	
23	" San Mateo	18					12 33		
9	" Redwood City	25					12 53		
59	" Palo Alto	30		8 27		9 42	1 02	4 37	
97	" San Jose	47	9 08	8 49		10 03	1 26	4 59	
6	Lv San Francisco (Market St.)	0	No. 250	Bus*	No. 74				
14	" Oakland Pier	4	To		8 00				
14	" Oakland (First St.)	7	7 25	No. 94	8 30				
14	" Oakland (Bus*)	7	7 38		8 43				
34	" Fruitvale	10	7 05	7 00					
97	" San Jose (103)	47	8 50	8 45	9 50				
97	Lv San Jose	47	9 12	8 56	10 15	10 15	1 45	5 06	
343	" Morganhill	67					2 16		
192	" Gilroy (106)	77					2 45	5 40	
136	" Sargent	83					3 15	6 08	
21	Lv Watsonville Junction	97	9 56	11 20	11 20		3 30	6 12	
21	Lv Watsonville Junction	97	10 04	11 27	11 27		3 46	6 25	
18	Lv Castroville (95)	107					4 06	6 40	
18	Lv Castroville	107					4 36	6 45	
43	Lv Salinas (95, 94)	114	10 35	10 32	11 58	11 58	4 49	6 50	
102	" Chualar	125					5 15	7 00	
126	" Gonzales	131					5 45	7 30	
182	" Soledad	140					6 15	8 00	
233	" Metz	148					6 45	8 30	
333	" King City	160					7 15	9 00	
398	" San Lucas	163					7 45	9 30	
454	" San Ardo	179					8 15	10 00	
539	" Bradley	192					8 45	10 30	
616	" San Miguel	203					9 15	11 00	
722	" Paso Robles	212					9 45	11 30	
774	" Templeton	218					10 15	12 00	
832	" Atascadero	223					10 45	12 30	
995	" Santa Margarita	232					11 15	1 00	
239	Lv San Luis Obispo	248	1 17	1 27	3 12	3 12	11 45	1 30	
239	Lv San Luis Obispo	248	1 20	1 37	3 25	3 25	12 15	2 00	
36	" Pismo	259					12 45	2 30	
19	" Oceano	262					1 18	3 00	
80	" Guadalupe	273					1 48	3 30	
283	" Casimiala	284					2 18	4 00	
210	" Tangair	293					2 48	4 30	
49	" Surf	299					3 18	5 00	
203	" Arlight	307					3 48	5 30	
108	" Concepcion	321					4 18	6 00	
94	" Gaviota	336					4 48	6 30	
94	" Naples	351					5 18	7 00	
40	" Goleta	359					5 48	7 30	
7	Lv Santa Barbara	367	3 37	4 00	5 58	5 58	6 18	8 00	
7	Lv Santa Barbara	367	3 42	4 07	6 10	6 10	6 40	8 30	
7	" Carpinteria	377					7 10	9 00	
43	" Ventura (107)	394		4 51	6 56	6 56	7 40	9 30	
90	" Montalvo	399					8 10	10 00	
45	" Oxnard	404		5 07			8 40	10 30	
14	" Camarillo	413					9 10	11 00	
508	" Moorpark	423					9 40	11 30	
963	" Santa Susana	434					10 10	12 00	
1119	" Hasson	437					10 40	12 30	
952	" Chatsworth	442					11 10	1 00	
803	" Northridge	446					11 40	1 30	
555	" Burbank	459					12 10	2 00	
425	" Glendale (p.)	464	5 42	6 25	8 42	8 42	12 40	2 30	
290	Lv Los Angeles (Un. Sta.)	470	6 00	6 45	9 00	9 00	1 10	3 00	
	Train Numbers		98	94	74-76	76	72		

ELEV.	Table 96				Oakland Lark	S. F. Lark	Del Monte	No. 71
	MILES	Coast Day-light	Star-light	Oakland Lark				
10	Lv Los Angeles (Un. Sta.)	0	8 15	7 45	9 00	9 00	1 00	
6	" Glendale (p.)	6	8 33	8 03	9 20	9 20	1 25	
11	" Burbank	11					1 55	
23	" Northridge	23					2 05	
28	" Chatsworth	28					2 14	
33	" Hasson	33					2 23	
36	" Santa Susana	36					2 46	
47	" Moorpark	47					3 13	
57	" Camarillo	57					3 37	
66	" Oxnard	66		9 15			3 44	
71	" Montalvo	71					4 10	
76	" Ventura (107)	76		9 31	10 48	10 48	4 55	
93	" Carpinteria	93					5 25	
103	Lv Santa Barbara	103	10 30	10 10	11 27	11 27	5 50	
103	Lv Santa Barbara	103	10 35	10 15	11 34	11 34	6 06	
111	" Goleta	111					6 17	
119	" Naples	119					6 37	
135	" Gaviota	135					6 55	
149	" Concepcion	149					7 34	
163	" Arlight	163					7 42	
171	" Surf	171			12 54	12 54	7 53	
177	" Tangair	177					8 30	
186	" Casimiala	186			1 32	1 32	8 48	
197	" Guadalupe	197					8 52	
208	" Oceano	208					9 15	
211	" Pismo	211					9 35	
222	Lv San Luis Obispo	222	12 50	12 35	2 10	2 10	10 20	
222	Lv San Luis Obispo	222	12 53	12 45	2 35	2 35	10 35	
238	" Santa Margarita	238					10 42	
247	" Atascadero	247					10 58	
252	" Templeton	252					11 13	
258	" Paso Robles	258					11 30	
267	" San Miguel	267					11 59	
278	" Bradley	278					12 15	
291	" San Ardo	291					12 31	
302	" San Lucas	302					12 44	
310	" King City	310					12 58	
322	" Metz	322					1 09	
330	" Soledad	330					1 18	
339	" Gonzales	339					1 47	
345	" Chualar	345					2 05	
356	" Salinas (95, 94)	356	3 38	3 56	5 40	5 40	2 05	7 43
364	Lv Castroville (95)	364					2 15	8 03
364	Lv Castroville	364					2 45	8 04
374	Lv Watsonville Junction	374		4 23	6 04	6 04	2 19	8 19
374	Lv Watsonville Junction	374		4 30	6 15	6 15	2 39	8 23
387	" Sargent	387					3 14	8 51
393	" Gilroy (106)	393					3 30	9 25
403	" Morganhill	403					3 56	9 25
423	Lv San Jose	423	4 58	5 30	7 20	7 20	4 20	9 30
423	Lv San Jose	423	5 03	5 40	7 40	7 40	4 39	9 49
440	" Palo Alto	440		6 01	8 05		4 47	9 58
445	" Redwood City	445					4 55	
452	" San Mateo	452		6 14	8 25		4 59	10 10
454	" Burlingame	454		6 45	9 00		5 30	10 35
470	Lv San Francisco (3rd St.)	470	6 00	6 45	9 00		6 30	10 35
	Train Numbers		99	95	76	75-73	71	77

WORRY-FREE TRAIN-TO-TRAIN BAGGAGE TRANSFER
 Los Angeles-San Francisco-Oakland—Pullman patrons arriving in these cities and leaving the same day on another train, from the same or a different station, may have their hand luggage transferred directly to their out-going space. Ask your Red Cap Porter, please.

OAKLAND CONNECTIONS

	No. 255	Bus	Bus	No. 73
Lv San Jose (103)	0	5 05	5 40	7 50
Lv Fruitvale	37	6 55		8 50
Lv Oakland (Bus*)	40	7 30	7 31	9 48
Lv Oakland (First St.)	40	6 02		9 05
Lv Oakland Pier	43	6 15	From	9 20
Lv San Francisco (Mkt. St.)	47	6 50	No. 95	9 50

Bus and Taxi service available between Southern Pacific Ferry Station and Third Street Station, San Francisco. Approximate distance 1 1/4 miles
 LOS ANGELES TO SAN DIEGO—A. T. & S. F. Ry.

	72	80	74	76	82	78	70
293 Lv Los Angeles (Un. Sta.)	0*	8 10	10 00	11 15*	3 30*	4 30*	7 45
14 Ar San Diego	128	10 40	12 30	1 45	6 00	6 45	10 15

SAN DIEGO TO LOS ANGELES—A. T. & S. F. Ry.

	81	71	73	75	83	77	79
Lv San Diego	0*	7 15*	7 45*	11 45*	12 30*	1 30*	3 15*
Ar Los Angeles (Un. Sta.)	128	9 30	10 15	2 15	6 00	6 40	10 00

All PM time in dark faced figures. ▲—Pacific Greyhound Bus. *—Daily. △—Air Mail dispatched. ■—Peerless Stages, Oakland Depot—20th and San Pablo, San Jose-S. P. Sta. (Rail Tickets Honored, See side note). e—Stops on flag to detain pay pass. from Glendale or beyond. b—Stops on flag to detain pay passengers for Watsonville Jct. or beyond. d—Stops on flag to entrain pay passengers for Santa Barbara or beyond; also detain from San Jose or beyond. e—Stops on flag to entrain pay passengers for San Jose or beyond; also detain from Santa Barbara or beyond. f—Flag stop to entrain or detain passengers. g—Stops on flag to entrain pay passengers for Santa Barbara and beyond; also detain from Salinas and beyond. m—Stops on flag to entrain pay passengers for Glendale or beyond. n—Stops on flag to entrain pay passengers for Gilroy or beyond. p—Gateway to Hollywood, Beverly Hills, Santa Monica and Pasadena. Taxi service available. r—Stops daily except Sundays and Holidays and flag stop on Sundays and Holidays.

COAST LINE

SAN FRANCISCO - LOS GATOS - SANTA CRUZ • SANTA CRUZ - SANTA BARBARA - LOS ANGELES

(Consult Agent for additional schedules)
(Rail Tickets Honored)

San Francisco, San Jose, Los Gatos, Santa Cruz

Table 98

Train No. 152 & Bus (e)	Train No. 132 (e)	Train No. 78 & Bus Daily	Train No. 116 & Bus Daily	Train No. 114 & Bus Daily	Train No. 112 & Bus Daily	M i s.	Train No. 129 (e)	Bus & Train No. 139 (e)	Bus & Train No. 145 (e)	Bus & Train No. 151 Daily	Bus & Train No. 155 Daily	
7 15	5 17	4 00	1 30	11 00	8 20	0	Lv San Francisco (3rd)	Ar 8 20	9 55	3 00	6 50	9 45
7 45			1 57	11 33	8 52	16	" Burlingame	" 9 30	2 30	6 21	9 17	
7 49			2 01	11 39	8 56	18	" San Mateo	" 9 27	2 26	6 17	9 13	
8 04			2 15	11 59	9 11	25	" Redwood City	7 42	9 15	2 12	6 04	8 56
8 10	5 53		2 21	12 06	9 17	28	" Menlo Park	" 9 06	2 04	5 50	8 49	
8 13			2 24	12 17	9 20	30	" Palo Alto	" 9 02	1 59	5 47	8 44	
8 16			2 27	12 20	9 23	32	Ar California Ave.	7 30	8 56	1 53	5 40	8 37
8 23			2 33	12 28	9 31	36	" Mountain View	" 8 40	1 40	5 28	8 25	
8 34			2 45	12 44	9 43	44	" Santa Clara	" 7 55	1 25	5 23	8 20	
8 40			2 52	12 50	9 50	47	Ar San Jose	Ar 7 55	1 25	4 40	6 55	
8 40	5 00		3 25	1 20	9 50	47	Lv San Jose (P.G.L. Sta.)	Ar 7 55	1 25	4 40	6 55	
8 45	5 05		3 45	1 40	9 55	47	Lv San Jose (S.P. Sta.)	Ar 7 55	1 25	4 40	6 55	
9 03			3 45	1 40	10 12	51	Ar Campbell	Ar 7 55	1 25	4 40	6 55	
							Lv California Ave.	Ar 7 24				
							" Los Altos	Ar 7 12				
							" Monta Vista	Ar 6 58				
							" Congress Junction	Ar 6 50				
							" Vasona Junction	Ar 6 44				
							Ar Los Gatos (S.P. Sta.)	Lv 6 38				
							Ar Los Gatos (P.G.L. Sta.)	Lv 7 15	1 00	4 05	6 25	
							Ar Los Gatos (P.G.L. Sta.)	Ar 7 12	12 50	3 55	6 20	
							Ar Santa Cruz (P.G.L. Sta.)	Ar 6 30	12 10	3 15	5 40	
							Ar Santa Cruz (S.P. Sta.)	Lv 6 30	12 10	3 15	5 40	

Table 99

San Jose, Los Gatos, Santa Cruz
Peerless Stages—Rail Tickets Honored

Lv San Jose (P. G. L. Station)	e 7 20	* 9 50	g 1 00	* 1 20	g 2 00	g 2 50	g 3 15	* 3 25	* 5 00	* 8 40
Lv San Jose (S. P. Station)		9 55								8 45
Ar Los Gatos (P. G. L. Station)	7 45	10 25	1 40	1 52	2 36	3 27	3 53	3 57	5 35	9 15
Ar Santa Cruz (P. G. L. Station)	8 23	11 15		2 45				4 50	6 27	10 05
Ar Santa Cruz (S. P. Station)										
Lv Santa Cruz (S. P. Station)										
Lv Santa Cruz (P. G. L. Station)	e 6 30	* 9 10	* 12 10	* 3 15	* 5 40	* 8 00				
Lv Los Gatos (P. G. L. Station)	g 7 10	7 15	9 55	1 00	4 05	6 25	8 42			
Ar San Jose (S. P. Station)										
Ar San Jose (P. G. L. Station)	7 50	7 55	10 30	1 25	4 40	6 55	9 20			

Table 100

San Francisco, Los Altos, Cupertino, San Jose
Palo Alto Transit Co.

Lv San Francisco (3rd St.)	S. P.	e 6 55	* 8 20	g 11 00	* 1 30	* 1 30	4 30	e 4 05	* 4 20	
Ar Palo Alto	"	7 55	9 20	12 17	2 24	2 24	4 08	5 00	5 21	
Lv Palo Alto	P. A. T.	e 6 45	8 00	e 8 15	e 9 35	h 10 45	e 12 18	h 2 30	e 4 15	g 5 50
Lv California Ave.	"	6 49	8 04	8 19	9 39	10 49	12 22	2 34	2 41	5 54
Lv Los Altos	"	6 59	8 14	8 29	9 49	10 59	12 33	2 44	2 51	6 07
Lv Cupertino	"	7 24	8 41	8 56	10 16	11 26	12 56	3 07	3 14	6 26
Ar San Jose	"	7 53	9 08	9 23	10 45	11 54	1 21	3 35	3 42	6 51
Lv San Jose	P. A. T.	h 6 40	e 7 05	e 8 20	h 9 20	e 11 00	h 1 10	e 1 27	e 3 00	g 4 00
Lv Cupertino	"	7 01	7 26	8 42	9 42	11 21	1 35	1 51	3 22	4 24
Lv Los Altos	"	e 5 58	7 19	7 45	9 05	10 11	11 40	2 03	2 16	5 39
Lv California Ave.	"	6 11	7 32	7 55	9 15	10 11	11 50	2 13	2 26	5 45
Ar Palo Alto	"	6 15	7 39	8 05	9 20	10 17	11 57	2 18	2 31	5 50
Lv Palo Alto	S. P.	e 6 27	c 8 19	* 9 49	g 10 24	h 12 29	h 2 27	e 2 36	e 4 21	g 5 50
Ar San Francisco (3rd St.)	"	7 25	9 20	10 35	11 20	1 25	3 40	4 00	5 20	6 50

Table 101

San Francisco, Oakland, Fruitvale, San Jose

74 Daily	250 Daily	Mis.	(Via Newark)	73 Daily	255 Daily
8 00		0	Lv San Francisco (Market St.)	Ar 9 50	6 50
8 30	7 25	4	Lv Oakland Pier (Ferry)	Ar 9 20	6 15
8 43	7 38	7	Lv Oakland (1st St.)	Ar 9 05	6 02
8 52	7 48	10	Lv Fruitvale	Ar 8 50	5 55
	8 20	31	" Newark		
		39	" Alviso	Ar 8 01	
i 9 36	j 8 39	42	" Agnew	Ar 7 57	5 14
9 50	8 50	47	Ar San Jose	Lv 7 47	5 05

Table 102

Monterey, Carmel
Bay Rapid Transit Company
(Purchase Tickets to Monterey only).

Daily Bus—15 minutes running time—(Tables 93, 94)

Lv Monterey for Carmel 6:40AM, thence approximately every hour until 11:00PM
Lv Carmel for Monterey 7:05AM, thence approximately every hour until 11:15PM.

Table 103 **Oakland, San Jose**
Peerless Stages—Rail Tickets Honored

* 7 00	g 7 05	Lv Oakland (20th & San Pablo)	Ar 7 31	7 30
7 13	7 20	Lv Fruitvale (3285 E. 14th St.)	Ar 7 13	7 15
7 27	7 34	Lv San Leandro (277 W. Estudillo St.)	Ar 6 58	7 00
7 40	7 47	Lv Hayward (B and Watkins Sts.)	Ar 6 44	6 45
8 45	8 55	Ar San Jose (S.P. Station)	Lv 5 40	* 6 40

Connections made at San Jose with "Coast Daylight," "Starlight" and "Lark."

Santa Cruz, Santa Barbara, Los Angeles
(Via Salinas)

READ DOWN			Table 104			READ UP			
Pacific Greyhound Bus (Rail tickets honored)			Pacific Greyhound Bus (Rail tickets honored)			Pacific Greyhound Bus (Rail tickets honored)			
	* 9 00	* 9 00	* 8 50	Lv Santa Cruz (S.P. Sta.)	Ar 5 20				
			9 00	Lv Santa Cruz (P.G.L. Sta.)	Ar 5 09	8 55	8 55		
				Lv Capitola	Lv	8 36	8 36		
				Lv Aptos	Lv	8 25	8 25		
	9 38	9 38	9 32	Lv Watsonville (P.G.L. Sta.)	Lv 4 30	8 00	8 00		
	10 11	10 11	10 17	Ar Salinas (S.P. Sta.)	Lv 3 45	* 7 18	* 7 18		
	94	76	98	TRAIN NUMBER			99	95	75
	10 32	11 58	10 35	Lv Salinas	Ar 3 38	3 56	5 40		
	4 00	5 58	3 37	Ar Santa Barbara	Lv 10 35	10 15	11 34		
	6 45	9 00	6 00	Ar Los Angeles	S.P. Lv 8 15	* 7 45	* 9 00		

Table 105 **Santa Cruz, Davenport**
(Rail tickets honored) Pacific Greyhound Bus

Lv Santa Cruz (98, 104)	0 g 6 50	b 7 05	* 3 15	* 11 15
Ar Davenport	11 7 20	7 35	3 45	11 45
Lv Davenport	0 * 8 10	* 4 10	* 12 10	
Ar Santa Cruz (98, 104)	11 8 40	4 40	12 40	

Table 106 **Gilroy, Hollister**
(Rail Tickets Honored)—Pacific Greyhound Bus—Daily

0 Lv Gilroy (95, 96)	12 16	6 03	
14 Ar Hollister	1 00	6 57	
0 Lv Hollister	8 20	2 00	6 20
14 Ar Gilroy (95, 96)	9 03	3 04	7 05

Table 107 **Ventura, Ojai**
Citizens Transit Lines. Ventura Office—522 E. Santa Clara
(Purchase tickets to Ventura only)

35 minutes running time—(Tables 95, 96)

Lv Ventura for Ojai, g 7.10, *9.05, g 10.35, *1.00, *3.20, *5.40, *10.45.
Lv Ojai for Ventura, g 8.05, *9.50, g 11.20, *2.00, *4.30, *6.25, *11.20.

All PM time in dark faced figures.

- P.G.L. Station.
- Peerless Stages.
- ▲—P.G.L. Bus "On Call" at S. P. Station.
- *—Daily.
- ▲—New Year's Day, Washington's Birthday, Decoration Day, July Fourth, Labor Day, Thanksgiving and Christmas.
- b—Sundays and Holidays only.
- c—Daily except Saturday.
- d—Daily except Sunday.
- e—Daily except Saturdays, Sundays & Holidays (a).
- f—Flag stop to receive or discharge passengers.
- g—Daily except Sundays and Holidays (a).
- h—Saturdays only. Does not operate Holidays (a).
- j—Stops on flag, Sundays only.
- k—Flag stop to receive passengers to Fruitvale and beyond; also discharge passengers from San Jose and beyond.

SAN JOAQUIN VALLEY LINE

SAN FRANCISCO - OAKLAND - BERKELEY - FRESNO - BAKERSFIELD - LOS ANGELES • PORTLAND - DUNSMUIR - LOS ANGELES

NORTHBOUND	51 Daily	51-53 Daily	57 Daily	59 Daily	55 Daily
Lv Los Angeles (Un. Sta.)	7 20	7 20	5 50	7 55	9 10
Lv Glendale (e)	7 38	7 38	6 08	8 15	9 35
Lv Bakersfield	12 13	12 13	11 30	1 25	5 25
Lv Tulare	1 16	1 16	12 46	2 45	7 29
Lv Fresno	2 17	2 17	2 15	4 15	9 20
Lv Madera	2 43	2 43	b	4 46	9 51
Lv Merced	3 16	3 16	b	5 28	10 40
Lv Modesto	4 00	4 00	b	6 20	12 15
Lv Lathrop			b		12 55
Ar Stockton		5 05		7 15	
Ar Lodi		5 25		7 36	
Ar Sacramento		6 20		8 30	
Ar Tracy	4 42		5 00		1 20
Lv Tracy	4 47		5 10		1 45
Ar Martinez	5 38		6 15		3 13
Ar Richmond	6 18		7 00		4 03
Ar Berkeley	6 30		7 15		4 23
Ar Oakland (16th St.)	6 40		7 25		4 35
Ar Oakland Pier (Ferry)	6 50		7 35		4 45
Ar San Francisco (Mkt. St.)	7 20		8 15		5 20
Santa Fe Ry.	81	71	73	83	77
Lv San Diego	*7 15	*7 45	11*45	12*31	*1 30
Ar Los Angeles (Un.Sta.)	9 30	10 15	2 15	5 00	4 00

Table 108

Please Reserve Seats in Advance on the "SAN JOAQUIN" and "SACRAMENTO DAYLIGHTS"

NOTE A—SPECIAL SERVICE CHARGE

The Service Charge is \$1.00 (plus Federal Tax) for each chair car seat occupied by adult, or child of any age, between San Francisco and Los Angeles and Sacramento and Los Angeles; proportionate charges to and from intermediate points. (Tickets sold in advance will not be redeemable unless space reserved is released for resale and reservation or ticket numbers erased from diagram not later than the day before departure of train. Tickets sold on day of departure will not be redeemable unless space reserved is released at least three (3) hours prior to departure of train.)

SOUTHBOUND	52 Daily	54-52 Daily	56 Daily	58 Daily	60 Daily
Lv San Francisco (Mkt. St.)	7 20		9 30	8 00	
Lv Oakland Pier (Ferry)	7 53		10 00	8 40	
Lv Oakland (16th St.)	8 00		10 08	8 50	
Lv Berkeley	8 08		10 17	9 02	
Lv Richmond	8 37		10 28	9 15	
Lv Martinez	8 53		11 20	10 08	
Ar Tracy	9 44		12 55	11 15	
Ar Tracy	9 48		1 20	11 25	
Lv Sacramento		8 00			8 45
Lv Lodi		8 55			9 30
Lv Stockton		9 20			9 56
Lv Lathrop	10 01		1 35	b	
Lv Modesto	10 33	10 33	2 28	b	10 40
Lv Merced	11 17	11 17	3 50	b	11 30
Lv Madera	11 54	11 54	4 50	b	12 12
Ar Fresno	12 25	12 25	5 35	2 15	12 50
Ar Tulare	1 26	1 26	7 35	3 30	2 01
Ar Bakersfield	2 34	2 34	9 30	4 45	3 10
Ar Glendale (e)	7 08	7 08	5 37	10 10	8 20
Ar Los Angeles (Un. Sta.)	7 25	7 25	6 00	10 30	8 40
Santa Fe Ry.	72	80	74	76	82
Lv Los Angeles (Un.Sta.)	*8 10	10*00	11*15	*3 30	*4 30
Ar San Diego	10 40	12 30	1 45	6 00	6 45

Bus and Taxi Service available between Southern Pacific Ferry Station and Third Street Station, San Francisco. Approximate distance 1 1/4 miles.

Table 109

LOS ANGELES—PORTLAND (Daily Service)

LOS ANGELES TO PORTLAND					PORTLAND TO LOS ANGELES								
Via San Joaquin Valley and Martinez	51-12	Via San Joaquin Valley and Martinez	51-20	Via Coast Line and Oakland Pier	99-259	Via San Joaquin Valley and Oakland	57-10	Via Coast Line and San Francisco	95-10	Via Martinez and San Joaquin Valley	9-58	11-52	19-58
Lv Los Angeles	7 20	Lv Los Angeles	7 20	Lv Los Angeles	8 15	Lv Los Angeles	5 50	Lv Los Angeles	7 45	Lv Portland	7 45	4 45	10 05
Lv Fresno	2 17	Lv Fresno	2 17	Lv Santa Barbara	10 35	Lv Glendale	6 08	Lv Glendale	8 03	Lv Dunsmuir	5 05	2 30	11 35
Lv Tracy	4 47	Lv Tracy	4 47	Ar San Jose	4 58	Lv Bakersfield	11 30	Lv Santa Barbara	10 15	Ar Martinez	9 57	7 33	6 58
Ar Martinez	5 38	Ar Martinez	5 38	Lv San Jose	6 05	Lv Fresno	2 15	Ar San Francisco (3rd St.)	6 45	Ar Martinez	10 08	8 53	10 08
Lv Martinez	6 35	Lv Martinez	6 35	Ar Oakland Pier	6 15	Ar Oakland (16th St.)	7 25	Lv San Francisco (Ferry)	7 45	Ar Fresno	2 15	12 25	2 15
Lv Davis	7 25	Lv Davis	10 30	Lv Oakland Pier	8 00	Ar Oakland (16th St.)	8 23	Ar Oakland Pier	8 15	Ar Bakersfield	4 45	2 34	4 45
Ar Dunsmuir	11 40	Ar Dunsmuir	5 25	Ar Dunsmuir	5 25	Ar Dunsmuir	2 01	Ar Dunsmuir	2 01	Ar Glendale	10 10	7 08	10 10
Ar Portland	9 20	Ar Portland	7 55	Ar Portland	7 55	Ar Portland	11 30	Ar Portland	11 30	Ar Los Angeles	10 30	7 25	10 30

PASSENGERS USE FERRY STEAMER BETWEEN SAN FRANCISCO AND OAKLAND PIER.

NO. 51-53 SAN JOAQUIN AND SACRAMENTO DAYLIGHTS. Daily STREAMLINED Air Conditioned Trains.

Streamlined Air-Conditioned Train. Please reserve seats in advance. Special service charge applicable in chair cars—See Note A above. Passenger Agent and Porter service. Radio. Chair Cars, Coffee Shop Car, Tavern Car. Los Angeles to San Francisco. Chair Cars. Los Angeles to Sacramento. Tickets Honored: Ask Agents.

NO. 57 OWL DAILY.

Full Lounge Car: ★ Los Angeles to San Francisco. Bedroom Lounge Sleeper: ★ Los Angeles to San Francisco. (Single and Double Bedrooms.) Standard Sleeping Cars: ★ Los Angeles to San Francisco. (Sections, Compt., Drawing-Rooms.) Chair Cars: Los Angeles to San Francisco. Pillow service available at nominal charge. News Agent Car: Los Angeles to San Francisco. (Sandwiches, Coffee, etc.) Diner: ★ (Dinner and Breakfast.) Tickets Honored: Ask Agents.

NO. 59 WEST COAST DAILY.

Full Lounge Car: ★ Los Angeles to Sacramento. Standard Sleeping Cars: ★ Los Angeles to Sacramento. (Sections, Bedrooms, Roomettes, Duplexes.) Chair Cars: ★ Los Angeles to Sacramento. Pillow service available at nominal charge. Diner: ★ Los Angeles to Sacramento. (Dinner and Breakfast.) (Coffee Shop Service.) News Agent Service. Tickets Honored: Ask Agents.

NO. 55 DAILY.

Coach: Los Angeles to San Francisco.

(A)	Table 110 CROCKETT, VALLEJO (Pacific Greyhound Bus) (Rail Tickets Honored.) (Daily)			
Lv Crockett	6 50	8 30	2 00	6 05
Ar Vallejo (401 York St.)	7 05	8 45	2 15	6 20
Lv Vallejo (401 York St.)	6 30	8 05	11 55	5 45
Ar Crockett	6 45	8 20	12 10	6 00

NO. 52-54 SAN JOAQUIN AND SACRAMENTO DAYLIGHTS. Daily STREAMLINED Air Conditioned Trains.

Streamlined Air-Conditioned Train. Please reserve seats in advance. Special service charge applicable in chair cars—See Note A above. Passenger Agent and Porter service. Radio. Chair Cars, Coffee Shop Car, Tavern Car. San Francisco to Los Angeles. Chair Cars. Sacramento to Los Angeles. Tickets Honored: Ask Agents.

NO. 58 OWL DAILY.

Full Lounge Car: ★ San Francisco to Los Angeles. Bedroom Lounge Sleeper: ★ San Francisco to Los Angeles. (Single and Double Bedrooms.) Standard Sleeping Cars: ★ San Francisco to Los Angeles. (Sections, Compt., Drawing Rooms.) Chair Cars: San Francisco to Los Angeles. Pillow service available at nominal charge. News Agent Car: San Francisco to Los Angeles. (Sandwiches, Coffee, etc.) Diner: ★ (Breakfast only.) Tickets Honored: Ask Agents.

NO. 60 WEST COAST DAILY.

Full Lounge Car: ★ Sacramento to Los Angeles. Standard Sleeping Cars: ★ Sacramento to Los Angeles. (Sections, Bedrooms, Roomettes, Duplexes.) Chair Cars: ★ Sacramento to Los Angeles. Pillow service available at nominal charge. Diner: ★ Sacramento to Los Angeles. (Dinner and Breakfast.) (Coffee Shop Service.) News Agent Service. Tickets Honored: Ask Agents.

NO. 56 DAILY.

Coach: San Francisco to Los Angeles.

(B)	MARTINEZ, BENICIA
Ferry service is operated between Martinez and Benicia. Ferry slip is located about five blocks from Southern Pacific Station at Martinez.	

All PM time in Dark faced figures. *—Daily. ★—Regularly assigned cars are air-conditioned. e—Gateway to Hollywood. Santa Monica and Pasadena. Taxi service available. b—Via Los Banos.

If S.P. schedules do not entirely meet your travel requirements, S.P. tickets will be honored on Pacific Greyhound Buses between certain points in San Joaquin Valley. Ask any Southern Pacific Agent

SAN JOAQUIN VALLEY LINE

YOSEMITE VALLEY ROUTE

SAN FRANCISCO - SACRAMENTO - STOCKTON - MERCED - FRESNO - BAKERSFIELD - LOS ANGELES

SOUTHBOUND

Table 111

Elev		Mls.	San Joaquin Daylight No. 52 Daily	Sacramento Daylight No. 54-52 Daily	Passenger No. 56 Daily	Owl No. 58 Daily	West Coast No. 60 Daily
6	Lv San Francisco (Mkt St. Ferry) Δ	0	7 20		9 30	8 00	
14	Lv Oakland Pier Δ	4	7 53		10 00	8 40	
10	Lv Oakland (16th St.) Δ	6	8 00		10 08	8 50	
18	Lv Berkeley Δ	9	8 08		10 17	9 02	
41	Lv Richmond	15	8 17		10 28	9 15	
41	Lv Crockett (To Vallejo)	29	8 39		11 01	9 46	
10	Lv Martinez (To Benicia)	35	8 53		11 20	10 08	
14	Lv Avon	38			11 27		
12	Lv Port Chicago	41			11 33		
31	Lv Pittsburg	49	9 08		11 42	10 24	
49	Lv Antioch	53			12 05		
82	Lv Brentwood	62			12 21	10 49	
35	Lv Byron	67			12 32		
64	Lv Tracy	82	9 44		12 55	11 25	
64	Lv Tracy	82	9 48		1 20	11 15	
26	Lv Lathrop	93	10 01		1 33		
30	Lv Portland	0				10 05	
52	Lv Davis	639				6 55	
35	Lv Sacramento	653				7 25	
35	Lv Sacramento	0		8 00		8 45	
56	Lv Lodi	36		8 55		9 30	
24	Lv Stockton	48		9 20		9 56	
26	Lv Lathrop	58		9 35		10 10	
26	Lv Lathrop	93	10 01	10 01	1 35	10 10	
40	Lv Manteca	97			1 43		
72	Lv Ripon	103			1 52		
74	Lv Salida	106			1 57		
91	Lv Modesto	113	10 33	10 33	2 28	10 40	
93	Lv Ceres	117			2 34		
107	Lv Turlock	126	10 50	10 50	2 59	10 59	
121	Lv Delhi	132			2 56		
137	Lv Livingston	136			3 08		
153	Lv Atwater	143			3 24		
171	Lv Merced (To Yosemite)	150	11 17	11 17	4 50	11 30	
249	Lv Chowchilla	168			4 22	11 51	
278	Lv Madera	184	11 54	11 54	4 50	12 12	
105	Lv Patterson	107			7 11	5 57	
91	Lv Newman	120			7 12	5 10	
120	Lv Los Banos	140			7 12	4 42	
290	Lv Fresno Δ	205	12 25	12 25	5 35	2 15	12 50
290	Lv Fresno	205	12 32	12 32	5 55	2 30	1 05
309	Lv Fowler	215			6 15		
310	Lv Selma	221			6 31	2 50	
301	Lv Kingsburg	226			6 46	2 56	
289	Lv Traver	231			6 52		
279	Lv Goshen Jct.	239			7 05		
282	Lv Tulare (115)	250	1 26	1 26	7 35	3 30	2 01
266	Lv Tipton	260			7 55		
268	Lv Pixley	267			8 05		
279	Lv Earlimart	272			8 14		
312	Lv Delano	281	k 2:01	k 2:01	8 39	4 05	h 2 35
349	Lv McFarland	287			8 50		
416	Lv Famoso	293			9 00		
413	Lv Lerdo	300			9 11		
414	Lv Bakersfield Δ	313	2 34	2 34	9 30	4 45	3 10
414	Lv Bakersfield	313	2 41	2 41	9 55	4 55	3 20
1291	Lv Caliente	335			10 32		
2709	Lv Woodford	349			11 20		
3967	Lv Tehachapi (The Loop)	360	f 4 14	f 4 14	12 14	f 6 35	f 4 59
3947	Lv Monolith	365			12 24		
2745	Lv Mojave	380	4 44	4 44	1 30	7 15	5 37
2352	Lv Lancaster	405	5 11	5 11	2 17	n 7 44	n 6 05
2654	Lv Palmdale	414			2 34	n 7 55	
1165	Lv Saugus	450			4 03	f 9 18	f 7 30
1269	Lv Newhall	452			4 19		
1063	Lv San Fernando	461			4 52	9 43	7 48
555	Lv Burbank	472				10 01	
425	Lv Glendale (a)	477	7 08	7 08	5 37	10 10	8 20
290	Lv Los Angeles (Union Sta.) Δ	482	7 25	7 25	6 00	10 30	8 40

If our schedules do not entirely meet your travel requirements, S. P. tickets will be honored on Pacific Greyhound buses between certain points in San Joaquin Valley.

NORTHBOUND

Table 112

Mls.		San Joaquin Daylight No. 51 Daily	Sacramento Daylight No. 51-53 Daily	Owl No. 57 Daily	West Coast No. 59 Daily	Passenger No. 55 Daily
0	Lv Los Angeles (Union Sta.) Δ	7 20	7 20	5 50	7 55	9 10
6	Lv Glendale (a)	7 38	7 38	6 08	8 15	9 35
11	Lv Burbank			6 17		10 19
21	Lv San Fernando			6 32	m 8 38	10 43
30	Lv Newhall			6 47		10 56
32	Lv Saugus			7 04	m 9 00	12 20
69	Lv Palmdale			8 17	10 25	12 54
77	Lv Lancaster			8 29	11 00	2 00
102	Lv Mojave	10 00	10 00	9 02		2 29
118	Lv Monolith			9 44	m 11 38	2 55
122	Lv Tehachapi (The Loop)	f 10 31	f 10 31	9 44		3 30
134	Lv Woodford					3 50
147	Lv Caliente					4 11
169	Lv Bakersfield Δ	12 06	12 06	11 20	1 15	5 01
169	Lv Bakersfield	12 15	12 15	11 30	1 25	5 25
182	Lv Lerdo					5 53
190	Lv Famoso					6 02
195	Lv McFarland					6 08
202	Lv Delano	-12 44	-12 44	12 08	2 00	6 40
210	Lv Earlimart					6 48
216	Lv Pixley					6 58
222	Lv Tipton					7 29
232	Lv Tulare (115)	1 16	1 16	12 46	2 45	7 46
243	Lv Goshen Jct.					7 56
251	Lv Traver			b 1 15		8 09
257	Lv Kingsburg			b 1 25		8 21
262	Lv Selma					8 34
267	Lv Fowler					8 50
277	Lv Fresno Δ	2 07	2 07	1 55	3 57	9 20
277	Lv Fresno	2 17	2 17	2 15	4 15	
346	Lv Los Banos			3 45		
366	Lv Newman			y 4 10		
378	Lv Patterson			y 4 24		
298	Lv Madera	2 43	2 43		4 46	9 51
314	Lv Chowchilla			c 5 04	10 10	10 10
332	Lv Merced (To Yosemite)	3 16	3 16	5 28	10 40	12 13
339	Lv Atwater				10 50	1 16
346	Lv Livingston				11 00	1 26
350	Lv Delhi				11 10	1 40
356	Lv Turlock	3 39	3 39		5 52	1 50
365	Lv Ceres				6 20	2 05
369	Lv Modesto	4 00	4 00			2 15
376	Lv Salida					2 25
379	Lv Ripon					2 40
386	Lv Manteca					2 50
389	Lv Lathrop	4 23	4 23	5 00	6 45	3 00
400	Lv Tracy	4 42	4 42			3 10
0	Lv Tracy					3 20
11	Lv Lathrop					3 30
20	Lv Stockton			5 05	7 15	3 40
33	Lv Lodi			5 25	7 36	3 50
68	Lv Sacramento			6 20	8 30	4 00
0	Lv Sacramento			8 20	9 10	4 10
13	Lv Davis	10 30	10 30	9 56	11 30	4 20
653	Lv Portland	7 55	7 55			4 30
400	Lv Tracy	4 47	4 47	5 10		1 45
415	Lv Byron					2 04
421	Lv Brentwood			r 5 32		2 15
423	Lv Antioch					2 27
433	Lv Pittsburg	5 20	5 20	5 53		2 35
441	Lv Port Chicago					2 41
447	Lv Avon					2 50
447	Lv Martinez (To Benicia)	5 45	5 45	6 20		3 06
453	Lv Crockett (To Vallejo)	5 56	5 56	6 35		3 38
463	Lv Richmond	6 18	6 18	7 00		4 08
473	Lv Berkeley	6 30	6 30	7 14		4 23
477	Lv Oakland (16th St.) Δ	6 40	6 40	7 25		4 35
478	Lv Oakland Pier	6 50	6 50	7 35		4 45
482	Lv San Francisco (Mkt St. Ferry) Δ	7 20	7 20	8 15		5 20

WINTER, SUMMER, SPRING or FALL GOING

PULLMAN IS FASHIONABLE, CONVENIENT, SAFE

Ask your S. P. Ticket-Agent for Details

Table 113

LOS ANGELES, SACRAMENTO Via "SACRAMENTO DAYLIGHT" Please reserve seats in advance.

	51-53 Daily
Lv Los Angeles	7 20
Lv Glendale	7 38
Lv Bakersfield	12 13
Lv Tulare	10 40
Lv Fresno	10 50
Lv Merced	11 00
Lv Modesto	11 10
Ar Stockton	11 15
Ar Lodi	11 37
Ar Galt	12 15
Ar Sacramento	5 25
	5 37
	6 20

SACRAMENTO, LOS ANGELES Via "SACRAMENTO DAYLIGHT" Please reserve seats in advance.

	54-52 Daily
Lv Sacramento	8 00
Lv Galt	8 40
Lv Lodi	8 55
Lv Stockton	9 20
Lv Modesto	10 33
Lv Merced	11 17
Lv Fresno	12 32
Lv Tulare	1 26
Lv Bakersfield	2 41
Ar Glendale	7 08
Ar Los Angeles	7 25

r—Stops on flag to detrain pay passengers from Fresno or beyond; also to detrain for Berkeley or beyond.
s—Stops on flag to detrain pay passengers from Lathrop or beyond.
t—Stops on flag to detrain pay passengers from Fresno or beyond.

All PM time in Dark faced figures. Pacific Greyhound Bus.
 Δ—Air Mail dispatched. †Train No. 19. ‡Train No. 20.
 —Does not stop at Lathrop station. ○Train No. 10.
 a—Gateway to Hollywood, Beverly Hills, Santa Monica and Pasadena. Taxi service available.
 b—Stops on flag to detrain pay passengers from Glendale or beyond; also detrain for beyond Fresno.
 c—Stops on flag to detrain pay passengers for Sacramento and beyond; also detrain from Bakersfield or beyond.
 f—Flag stop to detrain or detrain passengers.
 g—Stops on flag to detrain pay passengers for Stockton or beyond.

h—Stops on flag to detrain pay passengers from Stockton or beyond.
 j—Stops on flag to detrain pay passengers for Fresno or beyond; also detrain from Martinez or beyond.
 k—Stops on flag to detrain pay passengers for Mojave or beyond.
 m—Stops on flag to detrain pay passengers for beyond Fresno.
 n—Stops on flag to detrain pay passengers for Glendale or beyond; also to detrain from Fresno or beyond.
 p—Stops on flag to detrain pay passengers for Glendale or beyond; also detrain from beyond Fresno.

u—Stops on flag to detrain pay passengers for Colton or beyond; also detrain from Fresno or beyond.
 v—Stops on flag to detrain pay passengers for Bakersfield or beyond; also detrain from Sacramento or beyond.
 w—Stops on flag to detrain pay passengers from beyond Fresno.
 x—Stops on flag to detrain pay passengers from Glendale or beyond; also detrain for Fresno or beyond.
 y—Stops on flag to detrain pay passengers for Martinez or beyond; also detrain from Fresno or beyond.
 z—Stops on flag to detrain pay passengers for Lathrop or beyond; also detrain from Mojave or beyond.

SAN JOAQUIN VALLEY LINE

MISCELLANEOUS SCHEDULES

PATTERSON, NEWMAN, LOS BANOS, KERMAN

58 Daily	Mis.	Table 114		57 Daily
8 00	0	Lv San Francisco	Market Street	Ar 8 15
8 40	4	" Oakland Pier	Ferry	Ar 7 35
8 50	6	" Oakland (16th St.)		Ar 7 25
9 02	9	" Berkeley		Ar 7 14
9 15	15	" Richmond		Ar 7 00
9 46	29	" Crockett		Ar 6 35
10 08	35	" Martinez		Ar 6 20
11 15	82	Ar Tracy		Lv 5 10
11 25	82	Lv Tracy		Ar 5 00
e11 57	107	" Patterson		Ar d 4 24
e12 10	119	" Newman		Ar d 4 10
e12 15	123	" Gustine		Ar b 4 05
12 42	140	" Los Banos		Ar 3 45
e12 58	153	" Dos Palos		Ar b 3 24
a 1 12	166	" Firebaugh		Ar b 3 08
a 1 21	174	" Mendota		Ar b 2 57
a 1 45	193	" Kerman		Ar b 2 37
2 30	208	" Fresno		Lv 2 15
3 30	253	" Tulare		Lv 12 46
4 55	316	" Bakersfield		Lv 11 30
10 30	485	Ar Los Angeles (Union Station)		Lv 5 50

VISALIA, EXETER, PORTERVILLE (Daily)

52-54 Bus	Mis.	Table 115		51-53 Bus
7 20	0	Lv San Francisco	Market Street	SP, Ar 7 20
7 53	4	" Oakland Pier	Ferry	Ar 6 50
8 00	6	" Oakland (16th St.)		Ar 6 40
8 08	9	" Berkeley		Ar 6 30
9 44	82	Ar Tracy		Lv 4 47
8 00	0	Lv Sacramento		Ar 6 20
8 55	36	Lv Lodi		Ar 5 25
9 20	48	Lv Stockton		Ar 5 05
9 48	82	Lv Tracy		Ar 4 42
11 17	150	" Merced		Ar 3 16
12 32	205	" Fresno		Ar 2 17
1 26	250	Ar Tulare (111, 112)		Lv SP, 1 16
1 45	0	Lv Tulare	Orange Belt Stages	Ar 1 00
2 26	12	Ar Visalia	"	Ar 12 22
2 55	22	" Exeter	"	Ar 11 50
3 12	31	" Lindsay	"	Ar 11 28
3 20	37	" Strathmore	"	Ar 11 20
3 35	43	Ar Porterville	"	Lv 11 10
11 10	0	Lv Porterville	"	Ar 3 35
11 20	6	" Strathmore	"	Ar 3 20
11 28	12	" Lindsay	"	Ar 3 12
11 50	21	" Exeter	"	Ar 2 55
12 22	31	" Visalia	"	Ar 2 26
1 00	43	Ar Tulare	Orange Belt Stages	Lv 1 45
1 26	250	Lv Tulare (111, 112)		SP, Ar 1 16
2 34	313	Ar Bakersfield		Lv 12 13
7 25	482	Ar Los Angeles (Union Station)		Lv SP, 7 20

(A) **Table 116 (Rail Tickets Honored)**
SAN JOSE, TRACY, BAKERSFIELD

*7 40	*6 30	Lv San Jose	Ar 9 25	*7 52
8 32	7 22	" Pleasanton	Ar 8 36	*7 03
8 46	7 37	" Livermore	Ar 8 24	*6 51
9 17	8 09	Ar Tracy	Lv 7 47	*6 15
11 25	9 48	Lv Tracy	S.P., 5 00	4 42
2 15	12 25	Ar Fresno	Lv 2 15	2 17
3 30	1 26	Ar Tulare	Lv 12 46	1 16
4 45	2 34	Ar Bakersfield	Lv 11 30	*12 13

(B) **MODESTO-RIVERBANK-OKDALE STAGES (Rail Tickets Honored)**

Lv Modesto	8 15	Ar Okdale	8 50
Lv Modesto	#11 00	Ar Okdale	11 35
Lv Modesto	5 15	Ar Okdale	5 50
Lv Okdale	9 00	Ar Modesto	9 40
Lv Okdale	2 15	Ar Modesto	2 55
Lv Okdale	6 15	Ar Modesto	# 7 00

#-SP Depot. Daily except Sun. & Hol.

Table 117 (Rail Tickets Honored)
SAN FRANCISCO, LIVERMORE

*6 45	*5 45	Lv San Francisco	Ar 1 15	10 35
7 15	6 15	Lv Oakland	Ar 12 48	10 06
8 32	7 32	Ar Pleasanton	Lv 11 33	8 46
8 45	7 35	Ar Livermore	Lv 11 20	*8 44

For additional service between these points ask your Northern Pacific Agent.

Table 118
STOCKTON, SACRAMENTO-JACKSON Amador Stage Lines

*11 00	Lv Stockton	Ar 7 30
12 30	Ar Jackson	Lv *6 00
* 4 00	Lv Sacramento	Ar 2 30
5 30	Ar Jackson	Lv * 1 00

Yosemite National Park—Open All Year

Streamlined Chair Cars and Coffee Shop Car, Tavern Car—on Trains 51-52.

(Please reserve seats in advance)

*San Francisco-Sacramento and Los Angeles via Merced and Fresno on Trains 51, 52, 53 and 54.

	56 Daily	52 Daily	Mis.	Table 119		65 Daily	51 Daily
	9 30	7 20	0	Lv San Francisco	Market Street	Ar 5 20	7 20
	10 00	7 53	4	" Oakland Pier	Ferry	Ar 4 45	6 50
	10 08	8 00	6	" Oakland (16th St.)		Ar 4 35	6 40
	10 17	8 08	9	" Berkeley		Ar 4 23	6 30
	10 28	8 17	15	" Richmond		Ar 4 08	6 18
	11 20	8 53	35	" Martinez		Ar 3 20	5 45
	1 20	9 48	82	" Tracy		Ar 1 45	4 47
	3 50	11 17	150	Ar Merced (111, 112)		Lv 10 40	3 16

LOS ANGELES, FRESNO, MERCED

	55 Daily	59 Daily	51 Daily	Mis.		52 Daily	56 Daily	60 Daily
	9 10	7 55	7 20	0	Lv Los Angeles (Union Sta.)	Ar 7 25	6 00	8 40
	5 25	1 25	12 13	169	Lv Bakersfield	Ar 2 34	9 30	3 10
	8 50	3 57	2 07	277	Ar Fresno	Lv 12 32	5 55	1 05
	10 40	5 28	3 16	332	Ar Merced (111, 112)	Lv 11 17	3 50	11 30

SACRAMENTO AND MERCED

	60 Daily	54-52 Daily	Mis.		59 Daily	51-53 Daily
	8 45	8 00	0	Lv Sacramento	Ar 8 30	6 20
	9 30	8 55	36	" Lodi	Ar 7 36	5 25
	9 56	9 20	48	" Stockton	Ar 7 15	5 05
	11 30	11 17	115	Ar Merced (111, 112)	Lv 5 28	3 16

Table 120

YOSEMITE TRANSPORTATION SYSTEM MERCED AND YOSEMITE VALLEY (Daily Service)

Please arrange Bus reservations in advance

3 45	1 00	0	Lv Merced (Via El Portal) (S.P. Sta.)	Ar 10 52	3 12
6 30	3 50	82	Ar Yosemite Valley	Lv 8 15	12 35

YOSEMITE TRANSPORTATION SYSTEM FRESNO AND YOSEMITE VALLEY

Daily—June 8 to Sept. 15.—Service suspended during Fall and Winter.

	0	Lv Fresno (111, 112)	Ar	
	67	Ar Mariposa Big Trees	Horseshoe Route	Ar
	103	Ar Yosemite Valley	Lv	

YOSEMITE TRANSPORTATION SYSTEM TIOGA PASS ROUTE

Daily—July 4 to Sept. 1.—Service suspended during Fall and Winter.

	0	Lv Yosemite Valley	Ar	
	235	Ar Lake Tahoe (Tahoe Tavern)	Lv	

Sequoia and Kings Canyon National Parks

Table 121 Season—Daily May 23 to September 14

2 10	Lv Tulare (111, 112) (S. P. Station)	Sequoia Bus	Ar 1 00
2 45	Lv Visalia	"	Lv 12 30
5 00	Ar Giant Forest Lodge	Sequoia Bus	Lv 10 30

During off-season, Sept. 14 to May 23, "on call" transportation service by advance reservation from Tulare and Visalia to Giant Forest.

All PM time in Dark faced figures.

*Regularly assigned cars are air-conditioned.

▲—Pacific Greyhound Bus. ●—P.G.L. Station.

*Daily.

—Stops on flag to detain pay passengers from Martinez or beyond; also to entrain for Bakersfield or beyond.

—Stops on flag to entrain pay passengers for Martinez or beyond; also detrain from Bakersfield or beyond.

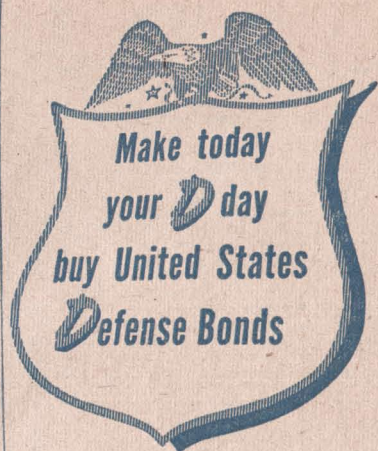
—Stops on flag to entrain pay passengers for Fresno or beyond; also detrain from Martinez or beyond.

d—Stops on flag to entrain pay passengers for Martinez or beyond; also detrain from Fresno or beyond.

SAN FRANCISCO • SACRAMENTO

VIA CROCKETT (VALLEJO) - MARTINEZ (BENICIA) - DIXON - DAVIS

Mile	Table 123	224 Daily	52 Daily	10 Daily	56 Daily	246 Daily	248 Daily	24 Daily	20 Daily	58 Daily	22 Daily	26 Daily
0	Lv San Francisco Market St.	7 20	7 20	7 45	9 30	3 00	5 30	6 30	7 30	8 00	9 00	9 00
4	Ar Oakland Pier / Ferry	7 40	7 40	8 05	9 50	3 20	5 50	6 50	7 50	8 20	9 20	9 20
4	Lv Oakland Pier	7 45	7 53	8 15	10 00	3 25	5 57	7 00	8 00	8 40	9 30	9 30
6	Ar Oakland (16th St.)	7 51	8 00	8 23	10 08	3 33	6 04	7 08	8 09	8 50	9 38	9 38
9	Ar Berkeley	7 58	8 08	8 31	10 17	3 41	6 12	7 17	8 18	9 02	9 47	9 47
13	Ar Stage											
15	Ar Richmond	8 06	8 17		10 28	3 51		7 27	8 30	9 15	9 58	10 07
17	Ar San Pablo						EL DORADO					
19	Ar Giant							GOLD COAST			MAIL	
23	Ar Pinole				10 40	4 01				OWL		
24	Ar Hercules											
25	Ar Rodeo					4 04						
27	Ar Tormey					4 07						
28	Ar Selby					4 15	6 39	7 52	8 53	9 46	10 21	10 32
29	Ar Crockett	8 27	8 39		11 01	4 15						
0	Lv Crockett	8 30				6 05						
5	Ar Vallejo (401 York St.)	8 45				6 20						
31	Lv Port Costa				11 06	4 19						10 36
35	Ar Martinez (To Benicia)	8 37	8 47	9 07	11 12	4 28	6 49	8 05	9 05	9 58	10 35	10 47
35	Lv Martinez	8 37		9 07		4 28	6 49	8 05	9 05		10 35	10 47
52	Ar Suisun-Fairfield	9 01				4 53	7 11	8 27	9 28		10 58	11 12
55	Ar Tolenas											
62	Ar Elmira					5 03						11 24
70	Ar Dixon					5 15			9 48			11 35
79	Ar Davis	9 30			9 56	5 30	7 40	8 58	10 30			11 50
92	Ar Sacramento	9 50				5 50	8 00	9 20			11 50	12 10



WHY DRIVE?

If you enjoy bucking the traffic between Sacramento and San Francisco, that's one thing. If you don't, we invite you to *try the train*. We think you'll find it's hard to beat the time, comfort, convenience and cost afforded by Southern Pacific service.

EXPRESS IT!



for friendly shipping help... and sure, fast service...

ALWAYS ASK THE EXPRESS MAN!



Table 124	21 Daily	23 Daily	57 Daily	247 Daily	229 Daily	55 Daily	51 Daily	223 Daily	19 Daily	241 Daily	9 Daily
Lv Sacramento	11 55	3 40		7 20	12 01			5 20	-	7 15	-
Ar Davis	12 11			7 36	12 18			5 36	6 07	7 42	9 11
Ar Dixon					12 27					7 53	
Ar Elmira					12 35					8 01	
Ar Tolenas											(Reserved Seats)
Ar Suisun-Fairfield	12 40			8 02	12 50			6 01	6 35	8 15	
Ar Martinez (To Benicia)		4 47		8 23	1 12			6 22	6 58	8 38	9 57
Lv Martinez		4 47	6 20	8 23	1 12	3 20	5 45	6 22	6 58	8 38	9 57
Ar Port Costa				8 29	1 18	3 26		6 22	6 58	8 44	
Lv Vallejo (401 York St.)					11 55				6 45		
Ar Crockett					12 10				6 00		
Lv Crockett	1 15	5 02	6 35		1 26	3 58	5 56		7 11	8 55	
Ar Selby											
Ar Tormey											
Ar Rodeo											
Ar Hercules											
Ar Pinole											
Ar Giant											
Ar San Pablo											
Ar Richmond	1 40	5 26	7 00		1 48	4 08	6 18	6 50	7 35	9 18	
Ar Stage											
Ar Berkeley	1 56	5 40	7 14	9 08	2 03	4 23	6 30	7 03	7 49	9 30	10 35
Ar Oakland (16th St.)	2 10	5 50	7 25	9 13	2 11	4 35	6 40	7 13	8 00	9 40	10 45
Ar Oakland Pier	2 20	6 00	7 35	9 23	2 20	4 45	6 50	7 22	8 10	9 50	10 55
Lv Oakland Pier / Ferry	2 30	6 15	7 55	9 30	2 30	5 00	7 05	7 30	8 30	10 09	11 10
Ar San Francisco / Market St.	3 10	6 35	8 15	9 50	2 50	5 20	7 20	7 50	8 50	10 20	11 30

All PM time in Dark faced figures.

- *—Daily.
- †—From Davis only.
- ‡—To Davis only.

- ♣—Carries Club Car and Snack-Lounge.
- Carries Club Car.

Baggage—No Checked Service to or from intermediate stations between Oakland Pier and Sacramento on Trains 26, 223, 224, 241, 247 and 248.

- ♠—Stops on flag daily except Sun. & Hol.
- f—Flag stop to entrain or detrain passengers.
- h—Stops on flag to detrain revenue passengers from Suisun-Fairfield or beyond.

SAN FRANCISCO TO SAN JOSE

VIA BURLINGAME - SAN MATEO - REDWOOD CITY - MENLO PARK - PALO ALTO

Table 125		108	110	162	112	164	114	166	116	118	78	120	122	124	126	128	130
Miles (A)		Ex. Sat. Sun. & Hol. (See a)	Ex. Sat. Sun. & Hol. (See a)	Ex. Sat. Sun. & Hol. (See a)	Daily	Ex. Sun. & Hol. (See a)	Ex. Sun. & Hol. (See a)	Ex. Sat. only (See #)	Daily	Ex. Sun.	Del Monte Daily	Ex. Sat. Sun. & Hol. (See a)	Daily	Ex. Sat. Sun. & Hol. (See a)	Ex. Sat. Sun. & Hol. (See a)	Ex. Sat. Sun. & Hol. (See a)	Ex. Sat. Sun. & Hol. (See a)
0.0	Lv San Francisco (3rd St)	A.M. 5 45	A.M. 6 55	A.M. 7 05	A.M. 8 20	A.M. 11 00	A.M. 11 00	P.M. 12 30	P.M. 1 30	P.M. 3 00	P.M. 4 00	P.M. 4 05	P.M. 4 20	P.M. 4 40	P.M. 4 52	P.M. 4 57	P.M. 5 14
1.9	Lv 23rd St	6 59	7 09	7 09	8 24			12 34		3 04		4 09	4 24	4 45	4 56	5 01	
4.1	Lv Paul Ave							12 37						4 50			
5.2	Lv Bayshore	7 05	7 15	7 15	8 29		11 08	12 40		3 10		4 30	4 45	4 53			
8.6	Lv Butler Road				8 33								4 34	4 57			
9.3	Lv So. San Francisco	6 01	7 11	7 20	8 36	11 14	11 14	12 47	1 44	3 17			4 37	5 00		5 11	
11.0	Lv San Bruno	6 05	7 15	7 24	8 40	11 18	11 18	12 51	1 48	3 21			4 41	5 05	5 09	5 17	
12.1	Lv Lomita Park		7 17	7 26				12 54		3 23		4 23	4 43				
13.7	Lv Millbrae	6 10	7 20	7 28	8 45	11 22	11 24	12 58	1 52	3 26			4 45		5 14	5 23	
15.2	Lv Broadway	6 13	7 23	7 32	8 49	11 26	11 27	1 01	1 55	3 30		4 28	4 49				
16.3	Lv Burlingame	6 18	7 26	7 35	8 52	11 29	11 33	1 04	1 57	3 35		4 31	4 52		5 19		
17.9	Lv San Mateo	6 23	7 30	7 39	8 56	11 33	11 39	1 08	2 01	3 40		4 35	4 56	5 14		5 28	
18.9	Lv Hayward Park	6 25						1 10					4 58				
20.3	Lv Hillsdale	6 27	7 34	7 43	9 01	11 37	11 43	1 13	2 05	3 44		4 39	5 01	5 18		5 34	
21.9	Lv Belmont	6 30	7 37	7 45	9 04	11 40	11 48	1 16	2 08	3 47		4 39	5 04				
23.2	Lv San Carlos	6 33	7 40	7 48	9 07	11 43	11 52	1 20	2 11	3 51		4 45	5 07		5 28		
25.4	Lv Redwood City	6 39	7 44	7 52	9 11	11 47	11 59	1 24	2 15	3 57		4 50	5 11	5 26		5 50	6 01
27.8	Lv Atherton	6 42	7 48		9 14	11 51		1 29	2 18	4 00		4 53	5 14		5 36		6 06
28.9	Lv Menlo Park	6 46	7 51	7 58	9 17	11 54	12 06	1 32	2 21	4 03		4 56	5 17		5 43		6 13
30.1	Lv Palo Alto	6 54	7 55	8 02	9 20	11 57	12 17	1 35	2 24	4 08		5 00	5 21		5 41		6 13
31.8	Lv California Ave	6 57	7 59	8 06	9 23	12 01	12 20	1 39	2 27	4 11		5 03	5 24	5 36		5 54	
34.8	Lv Castro															5 51	
36.1	Lv Mountain View	7 05	8 06	8 13	9 31	12 08	12 28	1 46	2 33	4 18		5 10	5 31		5 50	5 53	6 01
38.8	Lv Sunnyvale	7 12	8 11	8 18	9 36	12 13	12 36	1 51	2 38	4 25		5 15	5 36	5 45		6 06	6 06
44.3	Lv Santa Clara	7 19	8 18	8 25	9 43	12 19	12 44	1 59	2 45	4 32		5 23	5 44		6 00		6 13
45.7	Lv College Park		8 21		12 22								5 54				
46.9	Ar San Jose	7 25	8 25	8 30	9 50	12 25	12 50	2 05	2 52	4 40	4 59	5 30	5 50	5 58	6 05	6 10	6 20

Table 125		132	134	136	138	140	168	142	144	146	148	150	170	152	154	172	156	158	106	PGL
Miles (B)		Ex. Sat. Sun. & Hol. (See a)	Ex. Sat. Sun. & Hol. (See a)	Ex. Sat. Sun. & Hol. (See a)	Ex. Sat. Sun. & Hol. (See a)	Ex. Sat. Sun. & Hol. (See a)	Ex. Sat. Sun. & Hol. (See a)	Ex. Sat. Sun. & Hol. (See a)	Ex. Sat. Sun. & Hol. (See a)	Ex. Sat. Sun. & Hol. (See a)	Ex. Sat. Sun. & Hol. (See a)	Ex. Sat. Sun. & Hol. (See a)	Ex. Sat. Sun. & Hol. (See a)	Ex. Sat. Sun. & Hol. (See a)	Ex. Sat. Sun. & Hol. (See a)	Ex. Sat. Sun. & Hol. (See a)	Ex. Sat. Sun. & Hol. (See a)	Daily	Daily	Bus Lv PGL Sta. Daily
	Lv San Francisco	P.M. 5 17	P.M. 5 20	P.M. 5 23	P.M. 5 26	P.M. 5 29	P.M. 5 30	P.M. 5 32	P.M. 5 35	P.M. 5 45	P.M. 6 00	P.M. 6 30	P.M. 6 30	P.M. 7 15	P.M. 8 30	P.M. 9 30	P.M. 10 00	P.M. 11 20	A.M. 12 30	A.M. 12 40
	Lv 23rd St						5 34			5 49		6 34							12 34	
	Lv Paul Ave						5 38					6 38							12 38	
	Lv Bayshore						5 41				6 08		6 41		8 39	9 39	10 09	11 29	12 40	2 59
	Lv Butler Road							5 46			6 14	6 44	6 46	7 29	8 44	9 44	10 15	11 34	12 46	3 03
	Lv So. San Francisco							5 49	5 54		6 18	6 48	6 50	7 33	8 48	9 48	10 19	11 38	12 50	3 13
	Lv San Bruno							5 52		6 04	6 20	6 50	6 52	7 35	8 50	9 50	10 21	11 40		
	Lv Lomita Park							5 53	5 59	6 07	6 23	6 53	6 54	7 38	8 53	9 53	10 24	11 43	12 53	3 18
	Lv Millbrae							5 57	5 53	6 11	6 26	6 57	6 57	7 42	8 56	9 56	10 28	11 46	12 57	
	Lv Broadway																			
	Lv Burlingame					5 52	6 00			6 14	6 29	7 00	7 00	7 45	8 59	9 59	10 31	11 49	1 01	3 25
	Lv San Mateo					6 03	5 59			6 18	6 33	7 04	7 04	7 49	9 03	10 03	10 35	11 53	1 05	3 31
	Lv Hayward Park					6 05	6 02			6 18	6 33	7 04	7 04	7 49	9 03	10 03	10 35	11 53	1 05	3 31
	Lv Hillsdale					6 07				6 22	6 38	7 09	7 09	7 54	9 07	10 07	10 40	11 57	1 09	3 35
	Lv Belmont				5 54	6 10				6 25	6 41	7 12	7 12	7 57	9 10	10 10	10 43	12 01	1 12	3 40
	Lv San Carlos					6 13				6 28	6 44	7 15	7 15	8 00	9 14	10 14	10 45	12 04	1 15	3 43
	Lv Redwood City			5 56		6 17		6 15	6 32	6 48	7 19	7 19	8 04	9 18	10 18	10 50	12 08	1 19	3 48	
	Lv Atherton	5 54				6 20		6 20	6 37	6 52	7 22	7 22	8 07	9 20	10 20	10 53	12 10	1 21	3 49	
	Lv Menlo Park	5 53				6 23		6 20	6 40	6 55	7 25	7 26	8 10	9 24	10 24	10 56	12 13	1 24	3 59	
	Lv Palo Alto	5 59				6 27		6 20	6 43	6 58	7 28	7 30	8 13	9 27	10 27	10 59	12 16	1 27	4 03	
	Ar California Ave		6 08			6 31		6 28	6 46	7 01	7 31	7 33	8 16	9 30	10 30	11 02	12 19	1 30		
	Lv Mountain View					6 38		6 36	6 54	7 08	7 38	7 41	8 23	9 37	10 37	11 09	12 26	1 44		
	Lv Sunnyvale				6 23	6 43		6 43	6 59	7 13	7 43	7 46	8 28	9 42	10 42	11 14	12 31	1 49		
	Lv Santa Clara	6 18				6 51		6 47	7 07		7 50	7 55	8 34	9 49	10 49	11 21	12 38	1 56		
	Lv College Park																			
	Ar San Jose	6 25	6 30	6 30	6 30	7 00	6 55	6 55	7 15	7 25	7 55	8 00	8 40	9 55	10 55	11 30	12 45	2 05		

All PM time in dark faced figures.
 Baggage is carried on Trains 114, 118.
 a-Holidays indicated are—New Year's Day, Washington's Birthday, Decoration Day, July Fourth, Labor Day, Thanksgiving, Christmas.
 b-Does not operate to San Jose Station.
 c-Stops on flag Saturday only.
 d-PGL Depot-7th and Mission Sts. Does not Stop at S.P. 3rd St. Station.
 e-Stops on flag only on Sundays and Holidays (See a).
 f-Flag stop to entrain or detrain passengers.
 * -Does not operate on Holidays (See a).
 Commutation tickets will be honored on Train 78 when presented with other valid transportation to cover a continuous passage between stations north of San Jose on the one hand and Morganhill and stations south on the other hand. Commute tickets sold for travel between Campbell or Los Gatos and Peninsula Stations will be honored between San Francisco and San Jose and/or intermediate stations.

SAN JOSE TO SAN FRANCISCO

VIA PALO ALTO - MENLO PARK - REDWOOD CITY - SAN MATEO - BURLINGAME

Table 126		105 Ex. Sat. Sun. & Hol. (See a)	161 Sat. Sun. & Hol. (See a)	107 Ex. Sat. Sun. & Hol. (See a)	109 Ex. Sat. Sun. & Hol. (See a)	163 Sat. Sun. & Hol. (See a)	111 Ex. Sat. Sun. & Hol. (See a)	113 Ex. Sat. Sun. & Hol. (See a)	115 Ex. Sat. Sun. & Hol. (See a)	117 Ex. Sat. Sun. & Hol. (See a)	119 Ex. Sat. Sun. & Hol. (See a)	121 Ex. Sat. Sun. & Hol. (See a)	123 Ex. Sat. Sun. & Hol. (See a)	125 Ex. Sat. Sun. & Hol. (See a)	165 Sat. & Hol. only (See a)	127 Ex. Sat. Sun. & Hol. (See a)	129 Ex. Sat. Sun. & Hol. (See a)	131 Ex. Sat. Sun. & Hol. (See a)			
0.0	Lv San Jose	A.M. 4 50	A.M. 5 00	A.M. 5 07	A.M. 5 45	A.M. 6 00	A.M. 6 03	A.M. 6 27	A.M. 6 30	A.M. 6 43	A.M. 6 50	A.M. 6 55	A.M. 7 00	A.M. 7 03	A.M. 7 15	A.M. 7 13					
1.2	Lv College Park		5 02																		
2.6	Lv Santa Clara	5 54	5 05	5 12	5 54	6 05	6 08	6 17		6 42		7 00	7 05								
8.1	Lv Sunnyvale	5 01	5 12	5 19	5 55	6 11	6 16	6 38		6 50		7 02	7 12	7 15							
10.8	Lv Mountain View	5 05	5 16	5 24	5 59	6 15		6 28		6 46		6 57	7 11								
12.1	Lv Castro									6 55											
15.1	Lv California Ave.	5 10	5 21	5 31	6 05	6 21		6 34			7 03		7 17	7 22		7 30	7 30				
16.8	Lv Palo Alto	5 17	5 31	5 34	6 08	6 24	6 27		6 54		7 07		7 16	7 26	7 30						
18.0	Lv Menlo Park	5 20	5 33	5 37	6 11	6 27	6 30		6 57			7 19	7 29	7 32	7 35						
19.1	Lv Atherton	5 22	5 35	5 40	6 14	6 29	6 41			7 04			7 19	7 32	7 37						
21.5	Lv Redwood City	5 26	5 40	5 45	6 19	6 35	6 36		6 54		7 09			7 30	7 37						
23.7	Lv San Carlos	5 30	5 43	5 49	6 23	6 39	6 40		6 59		7 13		7 27	7 41		7 46					
25.0	Lv Belmont	5 33	5 45	5 51	6 26	6 42		6 49			7 18			7 44	7 43						
26.6	Lv Hillsdale	5 36	5 48	5 54	6 29	6 45	6 46		7 04		7 22			7 47							
28.0	Lv Hayward Park			5 56	6 32	6 47	6 49			7 20			7 39	7 49							
29.0	Lv San Mateo	5 40	5 53	5 59	6 35	6 50	6 52		6 56		7 11		7 27	7 52							
30.6	Lv Burlingame	5 43	5 56	6 03	6 38	6 53		6 59			7 25			7 46							
31.7	Lv Broadway	5 46	5 59	6 06	6 41	6 56		7 02		7 16			7 39	7 58							
33.2	Lv Millbrae	5 49	6 02	6 09	6 44	6 59		7 05		7 19			7 42	8 01		7 59					
34.8	Lv Lomita Park			6 12	6 47	7 02			7 15					8 03							
35.9	Lv San Bruno	5 53	6 08	6 15	6 50	7 03	7 01	7 10					7 38	8 05							
37.6	Lv South San Francisco	5 57	6 11	6 18	6 54	7 06	7 05		7 20				7 49	8 08							
38.3	Lv Butler Road				7 07	7 12	7 15	7 22	7 28	7 34	7 40			8 10							
41.7	Lv Bayshore	6 02	6 16	6 23	7 00	7 14	7 12	7 21	7 28	7 37	7 44			8 15							
42.8	Lv Paul Ave.				7 12	7 17	7 20	7 27	7 34	7 41	7 50			8 18							
45.0	Lv 23rd St.	6 10	6 25	6 32	7 10	7 20	7 20	7 30	7 37	7 42	7 50			8 25							
46.9	Ar San Francisco (3rd St.)	6 15	6 30	6 37	7 15	7 25	7 25	7 35	7 42	7 47	7 55	8 00	8 05	8 09	8 30	8 13	8 20	8 30			

Table 126		133 Ex. Sat. Sun. & Hol. (See a)	135 Ex. Sat. Sun. & Hol. (See a)	137 Ex. Sat. Sun. & Hol. (See a)	167 Sat. Sun. & Hol. (See a)	139 Ex. Sat. Sun. & Hol. (See a)	77 Del Monte Daily	141 Ex. Sat. Sun. & Hol. (See a)	169 Sun. & Hol. (See a)	143 Ex. Sat. Sun. & Hol. (See a)	145 Ex. Sat. Sun. & Hol. (See a)	171 Sat. & Hol. (See a)	147 Ex. Sat. Sun. & Hol. (See a)	173 Sun. Only (See a)	149 Ex. Sat. Sun. & Hol. (See a)	175 Sat. & Hol. (See a)	151 Daily	153 Ex. Sat. Sun. & Hol. (See a)	177 Sun. & Hol. (See a)	155 Daily	157 Daily	
	Lv San Jose	A.M. 7 17	A.M. 7 25	A.M. 7 55	A.M. 8 10	A.M. 8 40	A.M. 9 30	A.M. 10 00	A.M. 11 10	P.M. 12 01	P.M. 1 35	P.M. 2 00	P.M. 2 05	P.M. 3 00	P.M. 3 55	P.M. 4 25	P.M. 5 23	P.M. 6 00	P.M. 6 30	P.M. 8 20	P.M. 10 00	
	Lv College Park														3 58		5 25					
	Lv Santa Clara	7 22		7 59	8 15				11 15	12 06	1 40	2 04	2 10	3 04	4 00	4 30	5 28	6 05	6 34	8 25	10 05	
	Lv Sunnyvale	7 30		8 05	8 22	8 51		10 10	11 23	12 14	1 48	2 12	2 18	3 12	4 07	4 38	5 35	6 13	6 42	8 32	10 12	
	Lv Mountain View		7 39	8 10	8 27	8 56		10 15	11 28	12 19	1 53	2 17	2 25	3 17	4 12	4 43	5 40	6 20	6 48	8 37	10 17	
	Lv California Ave.	7 39		8 16	8 34	9 02		10 21	11 34	12 25	1 59	2 23	2 36	3 23	4 18	4 49	5 47	6 26	6 55	8 44	10 24	
	Lv Palo Alto	7 43	7 47	8 19	8 37	9 06	9 49	10 24	11 38	12 29	2 02	2 27	2 38	3 27	4 21	4 53	5 50	6 37	7 06	8 47	10 27	
	Lv Menlo Park		7 50	8 22	8 40			10 27	11 40	12 31	2 04	2 29	2 38	3 29	4 23	4 55	5 54	6 41	7 10	8 49	10 30	
	Lv Atherton		7 53	8 25	8 43	9 10		10 30	11 43	12 34	2 07	2 31		3 31	4 26	4 57	5 56	6 42	7 11	8 51	10 32	
	Lv Redwood City	7 51	7 57	8 30	8 47	9 15	9 58	10 35	11 48	12 39	2 12	2 37	2 53	3 37	4 31	5 03	6 01	6 47	7 09	8 56	10 37	
	Lv San Carlos	7 55	8 01	8 34	8 51	9 19		10 39	11 52	12 43	2 16	2 41	2 57	3 41	4 35	5 06	6 05	6 52	7 13	9 01	10 41	
	Lv Belmont		8 04	8 37	8 54			10 42	11 55	12 46	2 19	2 44	3 01	3 44	4 38	5 10	6 08	6 55	7 16	9 03	10 44	
	Lv Hillsdale		8 08	8 40	8 57			10 45	11 58	12 49	2 22	2 47	3 04	3 47	4 41	5 13	6 11	6 58	7 19	9 06	10 47	
	Lv Hayward Park	8 02			9 00									4 43	5 14				7 22			
	Lv San Mateo	8 05	8 13	8 44	9 02	9 27		10 49	12 02	12 53	2 26	3 05	3 18	4 05	4 46	5 18	6 17	7 05	7 25	9 13	10 51	
	Lv Burlingame	8 09		8 48	9 05	9 30	10 10	10 52	12 05	12 56	2 30	3 08	3 24	4 08	4 50	5 21	6 21	7 10	7 29	9 17	10 55	
	Lv Broadway		8 18	8 51	9 08	9 33		10 55	12 08	12 59	2 33	3 11	3 27	4 11	4 53	5 24	6 24	7 13	7 32	9 20	10 58	
	Lv Millbrae		8 21	8 54	9 11			10 58	12 11	1 03		3 14	3 30	4 14	4 56	5 27	6 27	7 16	7 35	9 22	11 02	
	Lv Lomita Park	8 15			9 14			11 01											7 38			
	Lv San Bruno	8 18	8 26	8 59	9 16			11 04	12 16	1 07	2 39	3 19	3 37	4 19	5 01	5 32	6 32	7 22	7 41	9 27	11 05	
	Lv South San Francisco		8 30	9 04	9 20				12 20		2 43	3 23	3 44	4 23	5 05	5 35	6 36	7 30	7 45	9 30	11 09	
	Lv Butler Road																			7 51	9 35	11 15
	Lv Bayshore	8 27							12 25		2 49	3 29		4 29								
	Lv Paul Ave.																					
	Lv 23rd St.										2 55	3 35		4 35		5 45						
	Ar S Francisco (3rd St.)	8 37	8 45	9 20	9 35	9 55	10 35	11 20	12 35	1 25	3 00	3 40	4 00	4 40	5 20	5 50	6 50	7 45	8 05	9 45	11 25	

All PM time in Dark faced figures
Baggage is carried on train 77.

a-Holidays indicated are—New Year's Day, Washington's Birthday, Decoration Day, July Fourth, Labor Day, Thanksgiving, Christmas.

*—Does not operate on holidays (See a).

b—Does not operate from San Jose station

f—Flag stop to entrain or detrain passengers.

NORTHWESTERN PACIFIC RAILROAD

SAN FRANCISCO - SAN RAFAEL - PETALUMA - SANTA ROSA - UKIAH - WILLITS - EUREKA

4 Daily		Miles		Table 127		Elev	3 Daily
▲7a40	0	Lv	San Francisco (Ferry Bldg.)	P.G.L. Bus	Ar	6	▲7a20
▲8 25	17	Ar	San Rafael	P.G.L. Bus	Lv	5	▲6 35
8 30	17	Lv	San Rafael	N.W.P.R.R.	Ar	5	6 30
8 56	23	"	Hamilton Field	"	"	21	6 11
9 12	39	"	Novato	"	"	12	6 11
9 55	54	"	Petaluma	"	"	9	5 50
10 03	59	"	Santa Rosa	"	"	150	5 16
10 10	62.9	"	Fulton	"	"	137	5 02
10 16	68	"	Windor	"	"	113	4 56
10 32	75	"	Healdsburg	"	"	101	4 48
10 47	85	"	Geyserville	"	"	206	4 34
11 23	100	"	Cloverdale	"	"	315	4 16
11 52	114	"	Hopland	"	"	488	3 57
12 47	131	"	Ukiah	"	"	610	3 05
1 10	140	Ar	Ridge	"	"	1913	2 18
1 30	140	Lv	Willits (130)	Lv	Lv	1365	1 55
2 40	167	"	Longvale	Ar	Ar	1164	12 59
4 37	209	"	Dos Rios	"	"	924	12 24
6 03	237	"	Alderpoint	"	"	341	10 28
6 50	256	"	South Fork	"	"	169	9 05
7 21	266	"	Scotia	"	"	101	8 18
7 31	269	"	Fortuna	"	"	53	7 46
7 37	271	"	Fernbridge	"	"	35	7 34
8 10	284	Ar	Lueta	"	"	56	7 30
		Ar	Eureka, Calif.	N.W.P.R.R.	Lv	9	7 00

TRAINS 3 AND 4

Standard Sleeper: San Rafael and Eureka. (8 Sec., 1 DR., 2 Compts.) Car 1.
 Coach-Lounge Refreshment Car: San Rafael and Eureka. Buffet with attendant to serve sandwiches and other light refreshments, coffee and soft drinks. Lounge for sleeping car passengers.
 Tickets honored: All classes.

Table 128

VIA REDWOOD EMPIRE - BY RAIL AND MOTOR COACH - BETWEEN PORTLAND - GRANTS PASS - EUREKA - SAN FRANCISCO

Side trip is available on most through tickets over Southern Pacific's Shasta Route between Portland, Ore., and San Francisco for \$4.20 (Federal Tax Extra) additional fare. Trip may be made either southbound or northbound.

Northbound		Southbound	
▲7a40	0	Lv	San Francisco, Calif.
▲8 25	17	Ar	San Rafael
8 30	17	Lv	San Rafael
8 10	284	Ar	Eureka
▲6 00	0	Lv	Eureka
6 15	8	"	Arcata
6 38	25	"	Trinidad
7 08	47	"	Oriek
* 8 18	88	Ar	Crescent City
8 25	88	Lv	Crescent City, Calif.
9 31	115	"	Idlevild, Calif.
10 12	145	Ar	Oregon Caves Junction
	165	Ar	Oregon Caves
		Lv	Oregon Caves
▲10 12	145	Lv	Oregon Caves Junction
g 11 05	175	Ar	Grants Pass
No. 330	Mis.		
* 8 13	0	Lv	Grants Pass
2 54	173	Ar	Eureka
7 25	297	Ar	Portland, Ore.

TRAIN 330—ROGUE RIVER—TRAIN 329

Standard Sleeper: ★Ashland to Portland. (10 Sec., 1 DR., 2 Compts.) Car 333. ★Portland to Ashland. (10 Sec., 1 DR., 2 Compts.) Car 323. (Pullman space from Ashland held by Agent Medford.)

Snack Lounge: ★Ashland to Portland. ★Portland to Ashland. Minimum meal service.
 Chair Cars: ★Ashland, Grants Pass and Portland. Pillow Service Available at nominal charge.
 Tickets Honored: All Classes.

a—Northwestern Pacific Railroad Co. operates only between San Rafael and Eureka. Passengers will be carried on Pacific Greyhound Bus between San Francisco (Bus Terminal, San Francisco, Ferry Bldg.) and San Rafael, where connection is made with N. W. P. R. R.

All PM time in dark faced figures.

★—Regularly assigned cars are air-conditioned.

▲—Pacific Greyhound Bus.

*—Daily.

▲—Saturdays only. Aug. 26 to June 15.

Convenient OVERNIGHT PULLMAN

between

SAN RAFAEL and EUREKA

(bus connection to and from San Francisco)

Northwestern Pacific overnight train now carries a standard Pullman car with lower and upper berths, two compartments and a drawing room. Also Lounge for Pullman passengers, and snack service.

Table 129

EUREKA, CRESCENT CITY, COOS BAY, PORTLAND

▲ Mis.		Pacific Greyhound Bus (Rail Tickets not Honored)		Elev	▲
*10 30	0	Lv	Eureka, Calif. (187)	Ar	9 * 3 55
1 20	88	"	Crescent City, Calif.	Ar	9 1 40
3 16	153	"	Gold Beach, Ore.	"	20 11 05
4 20	186	"	Port Orford	"	30 10 01
5 12	213	"	Bandon	"	9 9 20
6 53	231	"	Coquille	"	24 8 40
* 6 12	250	Ar	Coos Bay	Lv	7 * 8 10
Bus No. 330					No. 329 Bus
Southern Pacific					
▲6 45	0	Lv	Coos Bay	Ar	7 ▲ 7 40
6 56	3	"	North Bend	"	13 7 30
10 ▲ 08	122	Ar	Eugene	Lv	426 ▲ 4 * 05
3 12	122	Lv	Eugene	Ar	426 ▲ 11 42
7 25	245	Ar	Portland, Ore.	Lv	30 * 7 30

Table 130

WILLITS AND FORT BRAGG

Via California Western Railroad (Motor Car)

* 2 05	c 7 00	b 7 00	0	Lv	Willits, Calif. (187)	Ar	12 01	7 30	7 30
5 50	7 50	7 50	16	"	Irmulco	"	11 05	6 35	6 35
00	8 00	8 00	19	"	Northspur	"	10 55	6 25	6 25
04	8 04	8 04	20	"	Olde Camp Seven	"	10 52	6 22	6 22
05	8 05	8 05	21	"	Camp Marwedel	"	10 51	6 21	6 21
4 00	9 00	9 00	40	Ar	Fort Bragg, Calif.	Lv	* 10 00	d 5 30	e 6 30



SEE AND KNOW YOUR AMERICA

Your Southern Pacific Railroad Ticket or Passenger Agent can help you make your vacation or business trip complete by giving you full information on the many wonders of America and how to best see more in the shortest possible time. This service is FREE and available at all times.

c—Daily June 16 to Aug. 25.

d—Daily, June 15 to Aug. 25.

e—Fridays only, Aug. 26 to June 14.

f—Flag stop to entrain or detrain passengers.

g—Daily except Sunday.

HAVE YOU TRIED THE RAIL-AUTO TRAVEL PLAN?

Enjoy the restfulness of train travel to your destination . . . then rent a new Automobile on arrival, and drive it as long as you want. The Index of this folder indicates with a Star (★) stations having Rail-Auto Service Available.

Ask any S. P. ticket agent for details

METROPOLITAN COACH LINES

SUBURBAN SERVICE IN SOUTHERN CALIFORNIA

(California Intrastate Rail Tickets Honored)
No checked baggage handled by Metropolitan Coach Lines.

LOS ANGELES STATIONS

Main Street Station—610 So. Main St.
Subway Terminal Station—423 So. Hill St.
(15 Minutes via street car from Union Station)
Running times shown are approximate times to last station of each line.

Table 131

ALHAMBRA—PASADENA

On Call Taxi Service between Alhambra (S. P. Station) and Pasadena City Ticket Office (148 East Colorado Blvd.).
Consult Agent for details.

LOS ANGELES (Union Station) TO PASADENA

Via Pasadena Short Line (Motor Coach—40 minutes). Frequent service.
Via Pasadena Oak Knoll Line (Motor Coach—50 minutes). Frequent service.

ARLINGTON—REDLANDS MOTOR COACH LINE

Leave Colton for San Bernardino-Redlands (40 minutes). Frequent service.
Leave Redlands for Colton (40 minutes). Frequent service.
Leave Colton for Riverside-Arlington, La Sierra (1 hour). Frequent service.
Leave La Sierra-Arlington for Colton (1 hour 10 minutes). Frequent service.

Table 132

FROM LOS ANGELES—UNION STATION (Motor Coach Service)

ARCADIA—MONROVIA LINE—Santa Anita Race Track, Arcadia (46 minutes). Frequent service.
GLENORA LINE—Duarte, Azusa (1 hour, 15 minutes). Frequent service.
SIERRA MADRE LINE—(50 minutes). Frequent Service.

(Motor Coach Service)

ALHAMBRA—SAN GABRIEL—TEMPLE CITY—SOUTH ARCADIA—ARCADIA LINE—(Motor Coach) (1 hour). Frequent service.
POMONA LINE—Baldwin Park, Covina, San Dimas, La Verne (Motor Coach) (1 hour, 40 minutes). Frequent service.
RIVERSIDE LINE—El Monte, Pomona, Ontario (Motor Coach) (2 hours, 10 minutes). Frequent service.
SAN BERNARDINO LINE—Claremont, Upland, Cucamonga, Etiwanda, Fontana, Rialto (Motor Coach) (2 hours, 15 minutes). Frequent service.

Table 133

FROM LOS ANGELES—MAIN STREET STATION

LONG BEACH—Watts, Compton (1 hour). Frequent service.
NEWPORT LINE—Lakewood, Belmont Shore, Seal Beach, Sunset Beach, Huntington Beach, Newport Beach, Balboa (Motor Coach via Lakewood Blvd.) (1 hour, 40 minutes). Frequent service.
SAN PEDRO—Watts, Compton, Wilmington (1 hour, 5 minutes). Frequent service.
BELLFLOWER—Watts, Lynwood, Bellflower (45 minutes). Frequent service.
SANTA CATALINA ISLAND—Avalon (Daily) to Wilmington. (Cruiser to Avalon). Leave Los Angeles 8:39, leave Wilmington 10:00, arrive Avalon 12:01. Return leave Avalon 3:30, arrive Wilmington 5:30, arrive Los Angeles 6:59.
SUNLAND LINE—Glendale, Montrose, La Crescenta, Tujunga, Sunland (Motor Coach) (1 hour, 10 minutes). Frequent service.
SANTA ANA via WHITTIER—East Los Angeles, Montebello, Pico, Anaheim, Santa Ana (Motor Coach) (2 hours, 10 minutes). Frequent service.
SANTA ANA via NORWALK—East Los Angeles, Downey, Santa Fe Springs, Norwalk, Fullerton, Orange (Motor Coach) (1 hour, 50 minutes). Frequent service.
SANTA ANA EXPRESS—Supplementary service to Santa Ana in addition to the above named lines. (Motor Coach.)

Table 134

FROM LOS ANGELES—SUBWAY TERMINAL STATION

BURBANK LINE (50 minutes). Frequent service.
GLENDALE LINE (30 minutes). Frequent service.
LOS ANGELES—HOLLYWOOD—BEVERLY HILLS LINE—West Hollywood (1 hour). Frequent service.
REDONDO BEACH—Culver City, Westchester, Playa Del Rey, El Segundo, Manhattan Beach, Hermosa Beach (Motor Coach) (1 hour, 15 minutes)—Frequent service.
LOS ANGELES (HILL ST.)—NORTH HOLLYWOOD, VAN NUYS via HOLLYWOOD. (From 17th and Olive Sts.) (Motor Coach) (1 hour, 20 minutes). Frequent service. Motor Coach connections at Van Nuys for Canoga Park and San Fernando
NORTH HOLLYWOOD—VAN NUYS—via RIVERSIDE DRIVE (Motor Coach) (1 hour, 5 minutes). Frequent service. No Sunday or Holiday service on this line.
SANTA MONICA via BEVERLY HILLS LINE—Carthay Center, Westwood, West Los Angeles, Ocean Park (Motor Coach) (1 hour, 5 minutes). Frequent service.
SANTA MONICA via WILSHIRE BLVD. (From 7th and Olive Sts.) (Motor Coach) (1 hour, 9 minutes). Frequent service.
LOS ANGELES—CULVER CITY—VENICE LINE—Culver City, Palms, Mar Vista, Venice, Ocean Park, Santa Monica (Motor Coach) (1 hour, 10 minutes). Frequent service.

NEW ORLEANS **SUNSET LIMITED** LOS ANGELES



Next time, try the new way East or West via New Orleans on Southern Pacific's streamlined "Sunset Limited", one of America's finest, most modern trains. See Houston, San Antonio, El Paso, Tucson, Phoenix and Palm Springs through the great Southwest.

FRENCH QUARTER LOUNGE



AUDUBON DINING ROOM

GENERAL INFORMATION FOR OUR PATRONS



SPECIAL NOTICE—Due to necessity we are sometimes required to revise schedules on such short notice as to make it impractical to inform our patrons through new time table folders. The schedules and information shown herein are therefore subject to change without notice. Every reasonable effort is made to insure accuracy in these time tables and to maintain schedules shown. However, no responsibility is assumed for possible errors or for inconvenience or damage resulting from delayed trains or failure to make connections, such matters generally being due to conditions beyond our control.



TAX—The Federal Revenue Tax Act has placed a tax of 15% on cost of transportation including cost of reserved seats and berths in Pullman Sleepers, except that tax will not apply to amounts paid for transportation which do not exceed 35 cents nor amounts paid for commutation tickets for one month or less.



STATION PASSENGER AGENT—Southern Pacific has station passenger agents, in addition to the "Men in Grey", at its more important terminals to answer questions and assist with your transportation problems. Please feel free to avail yourself of their services.



TELEGRAPH SERVICE—For the convenience of our passengers, Western Union Telegraph service is available from many stations. If you wish, you may hand your message to train porter who will see that it is transmitted from the next station at which train stops.



TELEGRAPH RAILROAD TICKETS—Do you know you can arrange transportation for relatives or friends without the necessity of forwarding funds by mail or otherwise? Your nearest Southern Pacific agent will be glad to explain our prepaid order service which enables you to send transportation and a limited amount of cash by telegraph to most points in the United States, without additional cost.



TRAVELER'S CHEQUES—When you purchase your ticket it is possible to protect the funds you carry with you on your journey by changing your cash into American Express Travelers Cheques. The charge for these Cheques is only 75c for each \$100 purchased. If they should be lost or stolen before you have signed them the second time, the American Express refunds the amount involved.



STOPPING TRAINS ON FLAG—Where trains are scheduled to stop on flag, please give advance notice to agent or conductor so necessary arrangements may be made.



LOST ARTICLES—Application for articles lost on trains or in stations should be made to any Agent, or to the General Baggage Agent at San Francisco, Calif., or to General Passenger Offices at Portland, Ore., Oakland, Calif., Los Angeles, Calif., Phoenix, Ariz., El Paso, Texas, Houston, Texas, or New Orleans, La. Articles found in Pullman cars are returned to that Company and report of loss should be made direct to the Pullman Company.



CHILDREN'S FARES—Children under five years of age when accompanied by parent or guardian ride free; five years of age and under twelve, half fare; twelve years of age or over, full fare.



LOST TICKETS—If you lose your railroad or Pullman ticket please notify conductor or the nearest ticket agent. Cash fare should be paid on train or another ticket purchased via same route, taking RECEIPT in either case. Receipt and details of the loss of original ticket, including ticket envelope, passenger's check or any item that will serve to identify lost ticket, should be given to agent or forwarded to General Passenger Office of the railroad from which you bought the original ticket. You will be advised promptly regarding refund.



ADJUSTMENT OF FARES—In the event of any misunderstanding with conductor as to proper fare or ticket privileges, please pay fare requested, take receipt and refer matter for investigation to the General Passenger Office of the railroad from which you purchased the ticket. Conductors have no discretionary power in such matters, and are governed by rules which they are not authorized to change.



REDEMPTION OF TICKETS—Unused or partly used tickets of this company's issue will be redeemed to original purchaser at the difference between the amount paid and cost of service performed.



AIR-CONDITIONED TRAINS—Air-conditioned cars are operated in regular sections of trains as indicated in these time tables. However, it is necessary to include non-air-conditioned cars in the consist of regular trains as well as extra trains, at times of unusual volume of traffic or in the case of emergencies.



TIME—Pacific Time is used on all Lines of the Southern Pacific except at Ogden, Utah, and between Yuma, Ariz., El Paso, Texas and Tucumcari, N. M., where Mountain Time is used and between Ysleta, Texas, and New Orleans, La., where Central Time is used. Time from 12:01 midnight to 12:00 noon (A. M. time) is shown in light faced figures; time from 12:01 noon to 12:00 midnight (P. M. time) is shown in dark faced figures.

SET YOUR WATCH—When change in time standards are indicated in station columns watches should be set ahead one hour on eastbound trip and one hour back on westbound trip.



WHY NOT CHECK YOUR HAND BAGS ON TRAIN?—One or two bags usually are ample to meet all necessary requirements for the average passenger while traveling. Additional luggage may be handled under check in baggage service, without cost, which adds to the convenience and comfort of passengers enroute.



BAGGAGE—To reduce chance of disappointment at destination because of delayed arrival of your personal baggage, it should be checked one day or more in advance. All baggage should be marked with your name and address.

Special baggage delivery service is operated between the larger cities under which baggage will be called for and checked direct to residence, hotel or business house at destination. Transfer company agents also collect baggage and checks on trains and deliver as you instruct. Transfer company will make their regular charge for these services.

On each adult first-class, or Trans-Continental Coach ticket 150 pounds of baggage not exceeding \$100.00 in value may be checked free. On each child's half fare ticket of either class 75 pounds of baggage not exceeding \$50.00 in value may be checked free. No single piece of baggage exceeding 300 pounds in weight or 72 inches in greatest measurement will be checked. Any excess weight or value will be charged for in accordance with tariff regulations.

Storage will be charged on each piece inbound or outbound, checked or not checked, remaining over 24 hours, such baggage being held at owner's risk.

Value up to \$2500.00 may be declared on baggage of any one passenger at cost of 20 cents for each additional \$100.00 or fraction thereof over that allowed on their ticket. Any single piece of baggage belonging to more than one passenger will be limited to \$2500.00.



BAGGAGE TO MEXICO is subject to inspection by Customs officers and should be forwarded at least 48 hours in advance. It may not be checked beyond the International Boundary Gateways; namely Nuevo Laredo, Tamp, Laredo, Tex. Piedras Negras, Coah. Eagle Pass, Tex. Ciudad Juarez, Chih., El Paso, Tex. Naco, Ariz. Nogales, Ariz.



RED CAP BAGGAGE—A service charge of 15c per piece is made by this and most other railroads for handling hand baggage and other articles. This charge is collected by Red Cap porters at the time passengers offer their hand baggage or parcels for handling. Charge will apply each time service is performed. Liability for loss or damage will not exceed \$50 per hand trunk, suitcase or traveling bag and contents, nor more than \$10 for each box, bundle or package and contents.



HAND BAGGAGE BETWEEN TRAINS—To relieve you of your hand baggage during your stay between trains, arrangements have been made whereby:

At **SAN FRANCISCO** or **OAKLAND PIER** hand baggage to be transferred to outgoing Station may be turned over to Red Cap Porter at receiving Station, who will ascertain your sleeping car space on outgoing train at crosstown Station and forward baggage by Union Transfer Company to Stationmaster, outgoing Station, for placing in proper outbound space. Total charge including transfer is 40c for each piece. Passengers arriving and departing from the same station later the same day may also have their hand baggage placed in their outbound space at a charge of 45c per piece.

Passengers using coach accommodations from outgoing Station, upon payment of 55c for each piece, which includes Transfer Company charge, plus 15c parcel checking charge for the first 24 hours, may under this arrangement send their hand baggage to baggage-room of outgoing Station where it may be claimed by presenting parcel claim check received from Red Cap Porter of incoming Station.

At **LOS ANGELES, HOUSTON** and **NEW ORLEANS UNION STATION**, providing you hold Pullman, parlor car or reserved seat car reservations on an outbound train, you may arrange for transfer of your hand baggage to your outbound space. Charges on each piece: Los Angeles. (see below); New Orleans, 15c; Houston, 25c.

1. If your outbound train leaves within one hour after your arrival in Los Angeles, Red Cap porters meeting your train will check your hand baggage upon detrainment and transfer it to your space on the outbound train, charge 15c per piece.

2. If your outbound train leaves later than one hour after your arrival in Los Angeles, your hand baggage will be taken by the Red Cap porter to the taxi stand in the station. From that point you may go with him to the Parcel Check Room, where new checks will be issued. Later that day your hand baggage will be placed in your space on the outbound train without further action on your part. Charge, 30c per piece.

At **NEW ORLEANS** (Except as above) and **CHICAGO** hand baggage may be turned over to the New Orleans Transfer Company (at New Orleans) and the Parmelee Transfer Company (at Chicago) securing their parcel claim check for same. Baggage will then be handled to parcel room at the outbound station where you may later claim baggage by presenting parcel claim check received from the Transfer Company and upon payment of 15c for each piece, to cover parcel room charge for the first 24 hours at New Orleans and 20c at Chicago. If your connecting train at Chicago departs less than three hours after your arrival, it is advisable to take your hand luggage with you rather than check it as described here.

WESTBOUND RAIL FARES

(15% Transportation Tax not included)

These fares are compiled from current tariffs via direct routes and are for information only. Not to be used for selling purposes. Subject to change without notice.

ONE WAY — 30 DAY LIMIT

FROM	TO Class	San Francisco, Oakland, Cal.		Los Angeles, San Diego, Cal.		Portland, Ore. (via California)		Reno, Nev.		Phoenix, Ariz.		Tucson, Ariz.		El Paso, Tex.	
		First	Coach	First	Coach	First	Coach	First	Coach	First	Coach	First	Coach	First	Coach
Atlanta	Ga.	\$89.67	\$64.10	\$81.99	\$58.56	\$98.64	\$70.51	\$89.67	\$64.10	\$68.63	\$49.26	\$64.38	\$46.21	\$53.39	\$38.35
Baltimore	Md.	111.11	79.34	104.28	74.46	112.11	81.35	105.50	75.63	90.92	64.96	86.66	61.90	75.68	54.05
Birmingham	Ala.	83.26	59.51	76.43	54.63	95.53	68.36	83.26	59.51	63.07	45.13	58.82	42.08	47.83	34.22
Boston	Mass.	123.67	90.05	121.70	87.53	123.67	90.05	117.06	85.33	108.34	78.03	104.08	74.97	93.10	67.12
Buffalo	N. Y.	101.31	73.25	101.31	73.25	101.31	73.25	94.70	68.53	88.01	63.78	83.77	60.74	72.78	52.88
Charleston	S. C.	99.95	71.50	92.26	65.89	110.59	79.03	99.95	71.50	90.01	64.44	85.76	61.49	63.66	45.68
Chattanooga	Tenn.	88.13	62.67	85.34	61.09	95.49	68.21	86.80	62.02	78.20	56.57	73.96	53.50	51.09	36.51
Chicago	Ill.	77.61	55.44	77.61	55.44	77.61	55.44	71.00	50.72	64.31	45.97	60.07	42.93	49.08	35.07
Cincinnati	Ohio	86.72	62.42	85.34	61.09	90.90	65.39	83.39	60.28	72.15	51.71	67.91	48.65	56.92	40.79
Cleveland	Ohio	92.99	67.01	92.99	67.01	92.99	67.01	86.38	62.29	79.69	57.54	75.45	54.50	64.46	46.64
Dallas	Tex.	64.31	45.94	51.25	36.61	73.10	52.21	64.31	45.94	37.88	27.09	33.63	24.04	22.64	16.19
Denver	Colo.	47.78	34.13	47.78	34.13	61.55	43.96	39.39	28.15	36.87	26.36	32.63	23.34	25.56	18.26
Detroit	Mich.	90.45	65.05	90.45	65.05	90.45	65.05	83.84	60.33	77.15	55.58	72.91	52.54	61.92	44.68
Houston	Tex.	71.90	51.36	57.53	41.09	80.51	57.51	71.06	50.76	44.16	31.58	39.91	28.52	28.92	20.66
Indianapolis	Ind.	82.36	59.37	82.36	59.37	85.95	61.67	79.03	56.95	69.17	49.99	64.93	46.94	53.94	39.07
Jacksonville	Fla.	97.38	69.60	90.55	64.72	109.17	78.02	97.38	69.60	77.19	55.22	72.94	52.17	61.95	44.31
Kansas City	Mo.	61.55	43.97	61.55	43.97	68.35	48.82	59.06	42.19	48.25	34.49	43.99	31.44	33.01	23.58
Knoxville	Tenn.	90.45	64.10	83.99	60.00	97.48	69.64	88.79	63.45	70.63	50.50	66.38	47.45	55.39	39.59
Louisville	Ky.	83.48	59.51	80.69	57.66	87.56	62.77	78.93	56.65	67.50	48.28	63.23	45.22	52.24	37.36
Memphis	Tenn.	74.39	53.14	67.56	48.26	83.36	59.55	74.39	53.14	54.20	38.76	49.95	35.71	38.96	27.85
Miami	Fla.	110.09	78.67	103.26	73.79	121.92	87.09	110.09	78.67	89.90	64.29	85.65	61.24	74.66	53.38
Milwaukee	Wisc.	79.36	56.70	79.36	56.70			71.67	51.19	66.40	47.46	62.14	44.41	51.16	36.55
Minneapolis	Minn.	73.58	52.56	73.58	52.56			65.90	47.07	65.08	46.49	61.13	43.67	50.15	35.83
Montgomery	Ala.	83.26	59.51	76.43	54.63	95.53	67.93	83.26	59.51	63.07	45.13	58.82	42.08	47.83	34.22
Nashville	Tenn.	83.26	59.51	76.43	54.66	89.59	64.32	80.96	58.20	63.44	45.38	59.19	42.31	48.20	34.45
New Orleans	La.	77.61	55.44	69.47	49.62	90.62	64.73	77.61	55.44	56.11	40.37	51.85	37.33	40.86	29.46
New York	N. Y.	118.50	85.57	112.62	80.69	118.50	86.15	111.89	81.43	99.26	71.19	95.00	68.13	84.02	60.28
Norfolk	Va.	111.01	79.34	105.03	75.01	115.86	84.22	109.25	79.38	91.67	65.71	87.42	62.66	76.43	54.80
Oklahoma City	Okla.	62.86	44.90	*52.21	*37.29	71.98	51.43	60.67	43.34	40.51	29.00	36.27	25.95	25.28	18.09
Philadelphia	Pa.	114.45	82.54	108.57	77.66	114.45	83.12	107.84	78.40	95.21	68.16	90.95	65.10	79.97	57.25
Pittsburgh	Pa.	98.76	71.30	98.76	71.30	98.76	71.30	92.15	66.58	85.46	61.83	81.22	58.79	70.23	50.93
St. Louis	Mo.	71.31	50.95	71.31	50.95	76.48	54.62	67.85	48.47	60.45	43.25	55.78	39.90	43.69	31.25
San Antonio	Tex.	66.72	47.66	50.16	35.83	80.51	56.77	66.87	47.77	36.79	26.31	32.54	23.26	21.55	15.40
Tulsa	Okla.	66.98	47.84	56.33	40.24	73.10	52.21	62.06	44.33	44.64	31.95	40.39	28.90	29.40	21.03
Washington	D. C.	111.11	79.34	104.28	74.46	112.11	81.35	105.50	75.63	90.92	64.96	86.66	61.90	75.68	54.05
Winston-Salem	N. C.	101.81	72.44	95.27	68.05	109.17	77.98	100.48	71.79	81.91	58.75	77.66	55.70	66.67	47.84

*To San Diego first class fare \$53.89, coach class \$38.49.

○To San Diego first class fare \$58.01, coach class \$41.44.

ROUND TRIP—SIX MONTHS LIMIT

FROM	TO Class	San Francisco, Oakland, Cal.		Los Angeles, San Diego, Cal.		Portland, Ore. (one-way via California)		Reno, Nev.		Phoenix, Ariz.		Tucson, Ariz.		El Paso, Tex.	
		First	Coach	First	Coach	First	Coach	First	Coach	First	Coach	First	Coach	First	Coach
Atlanta	Ga.	\$146.00	\$108.85	\$146.00	\$108.85	\$161.15	\$115.92	\$139.65	\$103.85	\$116.15	\$88.75	\$109.05	\$83.25	\$90.75	\$69.10
Baltimore	Md.	185.75	134.20	185.75	134.20	192.00	134.20	184.70	129.20	156.45	117.00	149.35	111.50	131.05	97.35
Birmingham	Ala.	134.45	100.55	134.45	100.55	149.60	107.62	128.10	95.55	104.55	80.50	97.45	75.00	79.75	61.65
Boston	Mass.	214.91	151.08	214.91	151.08	214.91	151.08	207.61	146.08	191.29	143.14	184.19	137.64	165.89	123.49
Buffalo	N. Y.	171.50	120.45	171.50	120.45	171.50	120.45	164.20	115.45	152.25	113.05	145.20	107.60	126.85	93.45
Charleston	S. C.	164.50	122.00	164.50	122.00	182.65	131.22	158.15	117.00	134.60	101.95	127.50	96.45	109.80	83.10
Chattanooga	Tenn.	141.50	104.95	141.50	104.95	155.31	111.41	135.15	99.95	112.20	85.40	105.10	79.90	86.80	65.75
Chicago	Ill.	126.45	90.15	126.45	90.15	126.45	90.15	119.15	85.15	107.20	82.75	100.15	77.30	81.80	63.15
Cincinnati	Ohio	143.90	106.40	143.90	106.40	152.75	109.35	141.65	101.40	120.90	93.10	113.85	87.60	96.40	74.25
Cleveland	Ohio	156.60	111.85	156.60	111.85	156.60	111.85	149.30	106.85	137.35	104.45	130.30	99.00	111.95	84.85
Dallas	Tex.	106.05	75.60	92.45	68.75	129.47	93.98	99.70	70.60	63.15	48.75	56.05	43.30	37.75	29.15
Denver	Colo.	80.65	60.60	80.65	60.60	102.90	76.57	66.45	51.45	61.45	47.45	54.40	42.05	42.60	32.90
Detroit	Mich.	151.90	108.80	151.90	108.80	151.90	108.80	144.60	103.80	132.65	101.40	125.60	95.95	107.25	81.80
Houston	Tex.	106.05	75.60	102.90	74.10	129.47	93.98	99.70	70.60	73.60	56.85	66.55	51.35	48.20	37.20
Indianapolis	Ind.	142.00	102.40	142.00	102.40	143.13	102.61	135.65	97.40	119.00	91.50	111.95	86.00	93.65	71.85
Jacksonville	Fla.	159.90	118.75	159.90	118.75	178.87	128.53	153.55	113.75	130.00	98.70	122.90	93.20	105.20	79.85
Kansas City	Mo.	103.35	75.65	103.35	75.65	114.25	84.10	97.00	70.65	80.45	62.10	73.35	56.60	55.05	42.45
Knoxville	Tenn.	147.50	109.00	147.50	109.00	158.91	114.01	141.15	104.00	119.95	90.95	112.85	85.45	94.55	71.30
Louisville	Ky.	135.50	100.25	135.50	100.25	146.40	104.85	133.25	95.25	119.00	91.50	111.95	86.00	87.15	67.30
Memphis	Tenn.	119.65	89.35	119.65	89.35	137.32	97.92	113.30	84.35	90.35	69.80	83.25	64.30	64.95	50.15
Miami	Fla.	182.85	135.15	182.85	135.15	201.80	144.93	176.50	130.15	152.95	115.10	145.85	109.60	128.10	96.20
Milwaukee	Wisc.	126.45	90.15	126.45	90.15	126.45	90.16	120.10	85.15	110.70	85.45	103.60	79.95	85.30	65.80
Minneapolis	Minn.	123.40	90.15	123.40	90.15	123.40	90.16	110.65	85.60	108.50	83.70	101.90	78.65	83.60	64.50
Montgomery	Ala.	134.45	100.55	134.45	100.55	153.40	110.33	128.10	95.55	104.55	80.50	97.45	75.00	79.75	61.65
Nashville	Tenn.	134.45	100.55	134.45	100.55	144.66	103.81	128.10	95.55	107.00	81.70	99.90	76.20	81.60	62.05
New Orleans	La.	119.65	89.35	119.65	89.35	151.13	107.77	113.30	84.35	93.55	72.70	86.45	67.20	68.10	53.05
New York	N. Y.	202.43	142.40	202.43	142.40	204.15	142.40	196.85	137.40	173.13	129.46	166.03	123.96	147.73	109.81
Norfolk	Va.	187.50	137.75	187.50	137.75	199.15	139.10	181.15	132.75	157.60	118.35	150.5			

PULLMAN SLEEPING CAR RATES

Not for selling purposes (15 % Federal Tax not included)
Following are current continuous trip fares published for information purposes only and are subject to change without notice.

LOWER STANDARD PULLMAN RATES

BETWEEN AND	San Francisco, Cal.	Los Angeles, Cal.	San Diego, Cal.	Phoenix, Ariz.	Tucson, Ariz.	El Paso, Tex.	San Antonio, Tex.	Houston, Tex.	New Orleans, La.	φReno, Nev.	Portland, Ore. (Via Calif.)
Atlanta Ga.	\$23.30	\$21.70	\$21.70	\$18.70	\$17.55	\$14.80	\$11.55	\$8.90	\$ 5.80	\$23.30	○
Baltimore Md.	27.30	27.30	27.30	23.90	23.00	20.15	16.60	14.50	11.55	26.30	○
Birmingham Ala.	21.00	21.00	21.00	18.10	16.95	14.10	9.95	7.60	5.00	21.00	○
Boston Mass.	29.60	29.60	29.60	27.30	24.95	22.60	20.15	18.45	15.70	29.15	○
Buffalo N. Y.	25.65	25.65	25.65	23.30	21.00	19.00	16.60	15.70	12.80	23.90	○
Charleston S. C.	24.95	24.95	24.95	23.65	22.85	17.85	13.80	11.55	8.30	24.95	○
Chattanooga Tenn.	23.30	23.30	23.30	18.45	17.55	14.80	11.55	8.90	5.80	23.30	○
Chicago Ill.	21.00	21.00	21.00	19.00	16.60	14.50	12.80	11.95	9.95	19.30	○
Cincinnati Ohio	23.30	23.30	23.30	19.85	19.00	16.05	12.80	11.95	8.90	23.30	○
Cleveland Ohio	23.90	23.90	23.90	21.70	19.60	17.55	15.40	14.10	11.55	22.30	○
Dallas Tex.	17.55	15.40	16.05	11.55	10.25	7.60	5.00	5.00	6.55	21.60	\$23.00
Denver Colo.	15.40	15.40	15.40	12.80	12.80	9.95	12.25	11.55	13.80	12.80	○
Detroit Mich.	23.90	23.90	23.90	20.65	19.60	16.60	14.50	13.50	11.55	23.90	○
El Paso Tex.	12.25	8.90	10.25	5.80	5.00		6.90	8.90	12.25	17.25	18.70
Fresno Cal.	5.00	5.00		8.30	8.65	11.95	16.60	17.55	19.00	5.00	10.25
Houston Tex.	17.55	16.60	16.60	13.50	12.25	8.90	5.00		5.00	21.60	23.30
Indianapolis Ind.	22.60	22.60	22.60	19.60	18.45	15.40	12.80	11.95	8.90	22.60	○
Jacksonville Fla.	23.90	23.90	23.90	22.60	21.05	17.55	12.25	9.95	6.55	23.90	○
Kansas City Mo.	18.10	18.10	18.10	15.40	13.80	10.65	8.90	8.90	8.90	17.25	○
Knoxville Tenn.	\$25.90	\$25.90	\$25.90	\$22.95	\$21.40	\$19.15	\$13.45	\$11.90	\$6.90	\$25.85	○
Los Angeles Cal.	5.00			5.50	6.15	8.90	14.50	16.60	19.00	7.60	11.95
Louisville Ky.	22.60	22.60	22.60	19.30	18.45	15.70	12.25	10.95	8.30	22.60	○
Memphis Tenn.	19.60	19.60	19.60	16.60	15.40	12.25	8.30	7.60	5.00	19.60	○
Miami Fla.	27.95	27.95	27.95	26.70	25.15	22.55	17.20	14.95	10.65	27.95	○
Milwaukee Wisc.	21.95	21.95	21.95	↑19.00	↑16.60	↑14.50	↑12.80	↑11.95	↑11.55	21.95	○
Minneapolis Minn.	21.00	21.00	21.00	19.60	17.55	15.40	13.80	13.80	12.60	19.00	○
Montgomery Ala.	21.00	21.00	21.00	18.10	16.95	14.10	9.95	7.60	5.00	21.00	○
Nashville Tenn.	21.00	21.00	21.00	18.45	17.55	14.80	11.55	8.90	6.55	21.00	○
New Orleans La.	19.00	19.00	19.00	16.05	14.50	12.25	6.55	5.00		23.05	25.25
New York N. Y.	28.90	28.90	28.90	25.95	23.90	21.70	19.00	16.60	13.80	26.95	○
Norfolk Va.	27.30	27.30	27.30	24.60	23.30	20.15	16.60	14.50	11.55	27.30	○
Ogden Utah	8.90	11.95				15.40	17.55	16.60	19.00	6.55	14.50
Oklahoma City Okla.	17.55	16.05	16.60	12.60	10.95	8.30	6.55	5.80	8.65		
Omaha Neb.	18.10	18.10	18.10	16.60	15.40	12.60	11.55	10.65	11.95	16.05	○
Philadelphia Pa.	27.95	27.95	27.95	25.25	23.30	21.00	18.10	16.05	12.80	26.30	○
Phoenix Ariz.	8.90	5.50	7.60		5.00	5.80	11.55	13.50	16.05	12.95	15.70
Pittsburgh Pa.	24.95	24.95	24.95	22.30	20.15	18.10	16.05	14.50	11.55	23.00	○
Portland Ore.	8.30	11.95		15.70	16.60	18.70	23.00	23.30	25.25	9.60	
Sacramento Cal.	5.00			8.90	9.95	12.25	16.60	17.55	19.00	5.00	8.00
San Antonio Tex.	16.60	14.50	15.40	11.55	9.95	6.90		5.00	6.55	20.65	23.00
San Francisco Cal.		5.00		8.90	9.95	12.25	16.60	17.55	19.00	5.00	8.30
Seattle Wash.	9.95	13.50		17.25	18.10	18.70	23.00	23.30	25.25	10.95	5.00
St. Louis Mo.	20.15	20.15	20.15	17.25	16.05	12.80	10.65	9.60	8.00	19.30	○
Tacoma Wash.	9.60	12.80		16.60	17.55	18.70	23.00	23.30	25.25	10.65	5.00
Tucson Ariz.	9.95	6.15	10.25	5.00		5.00	9.95	12.25	14.50	14.00	16.60
Tulsa Okla.	18.10	17.25	17.25	*13.50	*11.95	*8.90	6.90	6.55	8.30	18.10	○
Washington D. C.	27.30	27.30	27.30	23.90	23.00	20.15	16.60	14.50	11.55	26.30	○
Winston-Salem N. C.	26.30	26.30	26.30	23.90	22.60	19.00	15.70	13.50	10.25	28.90	○

TO FIGURE RATES ON OTHER PULLMAN ACCOMMODATIONS:
Find lower berth rate in this table and apply to table on next page.

○ Pullman rates via California must be constructed by use of combination fares according to route. Consult ticket Agent.
* From Holdenville, Okla.

⊙ Via New Orleans, La. * Via Chicago, Ill.
↑ To Chicago, Ill. only.
⊕ To points east of Chicago or St. Louis where exact amount of lower berth rates shown in this Column do not appear

On Pullman Table, cost of superior accommodations must be determined by use of combination rates to and from Chicago or St. Louis. Consult Ticket Agent.
⊕ Does not apply via Chicago.

PARLOR CAR SEAT FARES

Between San Francisco, Los Angeles, Portland, Oregon

Coast Daylight Trains 98-99 Starlight Trains 94-95			Shasta Daylight Trains 9-10		
And	Between		And	Between	
San Jose	\$.80	\$2.20	Davis	\$.80	\$4.50
Salinas	.85	1.80	Redding	1.70	3.50
San Luis Obispo	1.10	1.10	Klamath Falls	2.85	2.30
Santa Barbara	1.80	.80	Eugene	4.25	1.00
Glendale	2.20	.80	Albany	4.50	.80
Los Angeles	2.20		Salem	4.75	.80
			Portland	5.00	

SPECIAL SERVICE CHARGE—COACH SEATS

Between San Francisco, Los Angeles, Portland, Oregon

Coast Daylight Trains 98-99 Starlight Trains 94-95			San Joaquin Daylight Trains 51-52			Shasta Daylight Trains 9-10 Cascade Trains 11-12		
And	Between		And	Between		And	Between	
San Jose	\$.25	\$.75	Sacramento		\$1.00	Davis	\$.50	\$1.00
Salinas	.50	.75	Pittsburg	\$.25	.75	Redding	.50	1.00
San Luis Obispo	.50	.50	Modesto, Merced	.50	.75	Klamath Falls	.75	.75
Santa Barbara	.75	.50	Fresno	.50	.50	Eugene	1.00	.50
Glendale	1.00	.25	Bakersfield	.75	.50	Albany	1.00	.50
Los Angeles	1.00		Glendale	1.00	.25	Salem	1.00	.50
			Los Angeles	1.00		Portland	1.00	.25

TABLE FOR COMPUTING VARIOUS TYPE PULLMAN
ACCOMMODATIONS
(15% Federal Tax Not Included)

STANDARD PULLMAN RATES

Where Lower Berth is	Upper Berth	Roomette		Bedroom		Compartment	Drawing Room
		For One Person	For One Person	For Two Persons	For Two or More Persons	For Two or More Persons	
\$ 5.00	\$ 3.80	\$ 7.00	\$ 9.50	\$11.05	\$14.45	\$19.00	
5.10	3.90	7.15	9.70	11.25	14.80	19.40	
5.50	4.15	7.65	10.45	12.15	15.45	20.90	
5.80	4.45	8.20	11.05	12.75	16.25	22.10	
6.15	4.70	8.65	11.65	13.50	17.70	23.30	
6.55	4.95	9.15	12.50	14.45	18.40	25.00	
6.90	5.30	9.65	13.10	15.20	19.85	26.20	
7.20	5.50	10.10	13.70	15.80	20.55	27.40	
7.60	5.75	10.60	14.45	16.70	21.15	28.90	
8.00	6.05	11.10	15.20	17.60	22.55	30.40	
8.30	6.25	11.55	15.75	18.25	23.25	31.50	
8.65	6.55	12.00	16.40	19.00	24.60	32.80	
8.90	6.80	12.50	16.95	19.60	25.20	33.90	
9.30	7.00	12.95	17.70	20.45	25.90	35.40	
9.60	7.30	13.50	18.25	21.10	27.25	36.50	
9.95	7.55	13.90	18.90	21.90	27.85	37.80	
10.25	7.80	14.40	19.45	22.55	29.20	38.90	
10.65	8.05	14.90	20.25	23.40	29.95	40.50	
10.95	8.30	15.35	20.75	24.05	30.55	41.50	
11.25	8.55	15.75	21.40	24.80	31.90	42.80	
11.55	8.80	16.25	21.95	25.40	32.55	43.90	
11.95	9.10	16.70	22.70	26.35	33.85	45.40	
12.25	9.30	17.10	23.30	26.95	34.45	46.60	
12.60	9.55	17.60	23.90	27.70	35.10	47.80	
12.80	9.85	18.00	24.40	28.25	36.45	48.80	
13.25	10.00	18.45	25.15	29.10	36.95	50.30	
13.50	10.30	18.90	25.70	29.75	38.30	51.40	
13.80	10.50	19.30	26.20	30.35	38.85	52.40	
14.10	10.75	19.70	26.80	31.00	39.45	53.60	
14.50	11.00	20.25	27.55	31.85	40.75	55.10	
14.80	11.20	20.65	28.05	32.50	41.40	56.10	
15.05	11.50	21.10	28.65	33.10	42.70	57.30	
15.40	11.75	21.55	29.25	33.95	43.30	58.50	
15.70	11.90	21.95	29.85	34.55	43.95	59.70	
16.05	12.20	22.45	30.50	35.30	45.20	61.00	
16.35	12.40	22.85	31.05	35.95	45.70	62.10	
16.60	12.65	23.30	31.55	36.55	47.00	63.10	
16.95	12.90	23.75	32.25	37.30	47.60	64.50	
17.25	13.10	24.10	32.80	37.95	48.15	65.60	
17.55	13.35	24.50	33.35	38.60	49.40	66.70	
17.85	13.55	25.00	33.85	39.20	49.95	67.70	
18.10	13.80	25.35	34.45	39.85	51.25	68.90	
18.45	14.05	25.75	35.10	40.60	51.75	70.20	
18.70	14.20	26.20	35.55	41.10	52.35	71.10	
19.00	14.50	26.60	36.05	41.75	53.55	72.10	
19.30	14.65	26.95	36.70	42.50	54.05	73.40	
19.60	14.95	27.45	37.35	43.15	55.30	74.50	
19.85	15.10	27.85	38.05	43.65	55.90	75.40	
20.15	15.35	28.25	38.75	44.30	56.40	76.50	
20.35	15.45	28.40	38.70	44.80	57.15	77.40	
20.65	15.70	28.85	39.20	45.45	57.85	78.40	
21.00	16.00	29.40	39.90	46.15	59.15	79.80	
21.30	16.20	29.85	40.40	46.80	59.80	80.80	
21.70	16.45	30.25	41.15	47.65	60.50	82.30	
21.95	16.75	30.75	41.75	48.30	61.80	83.50	
22.30	16.95	31.20	42.40	49.10	62.45	84.80	
22.60	17.25	31.65	42.95	49.75	63.75	85.90	
23.00	17.50	32.15	43.70	50.60	64.45	87.40	
23.30	17.70	32.60	44.30	51.25	65.10	88.60	
23.65	18.00	33.05	44.90	52.00	66.40	89.50	
23.90	18.25	33.50	45.45	52.60	67.15	90.90	
24.30	18.50	34.00	46.25	53.55	68.50	92.50	
24.60	18.75	34.45	46.75	54.15	69.10	93.50	
24.95	19.00	34.95	47.45	54.90	69.80	94.90	
25.25	19.25	35.35	47.95	55.55	71.15	95.90	
25.65	19.50	35.80	48.70	56.40	71.75	97.40	
25.95	19.80	36.35	49.30	57.05	73.10	98.60	
26.30	20.00	36.80	49.90	57.80	73.75	99.80	
26.55	20.25	37.20	50.50	58.40	74.40	101.00	
26.95	20.55	37.70	51.25	59.35	75.75	102.50	
27.30	20.75	38.20	51.90	60.10	76.40	103.80	
27.60	21.05	38.70	52.45	60.70	77.75	104.90	
27.95	21.30	39.10	53.05	61.45	78.35	106.10	
28.30	21.50	39.55	53.75	62.20	79.05	107.50	
28.65	21.80	40.10	54.40	63.00	80.45	108.80	
28.90	22.00	40.50	54.95	63.65	81.10	109.90	
29.25	22.30	40.95	55.60	64.40	82.40	111.20	
29.60	22.55	41.45	56.30	65.15	83.10	112.60	

SOUTHERN PACIFIC

City Ticket Offices

BEAUMONT, TEX. Pearl and Crockett Sts. (Phone 4-5621)
CLAUDE V. BLANKENSHIP..... City Passenger and Ticket Agent

BERKELEY 4, CAL. 136-137 Berkeley Square
(Phone TEmplebar 2-2121)
L. G. WISE..... City Ticket Agent

BEVERLY HILLS, CAL. 499 N. Canon Dr. (Phone CRestview 1-8144)
M. W. TERRY..... City Ticket Agent

CHICAGO 4, ILL. 77 East Jackson Blvd., 310 So. Michigan Ave.
(Phone WEBster 9-2244)
C. W. PEASE..... City Passenger and Ticket Agent

DALLAS 1, TEX. Adolphus Hotel Arcade, Main St. Entrance
(Phone Randolph 8611)
FURMAN MOORE..... City Passenger and Ticket Agent

EL PASO, TEX. 416 N. Stanton St. (Phone 2-7711)
M. R. MONTGOMERY..... City Passenger and Ticket Agent

GALVESTON, TEX. 2022 Market St. (Phone 3-4611)
C. E. BLAKEMAN..... City Passenger and Ticket Agent

GLENDALE 3, CAL. 106 N. Brand Blvd. (Phone Citrus 1-5166)
M. S. STEWART..... City Passenger and Ticket Agent

HOLLYWOOD, CAL. 6553 Hollywood Blvd. (Phone Michigan 6161)
R. A. SANDELL..... City Ticket Agent

HOUSTON, TEX. 913 Texas Ave. (Phone CApitol 1121)
B. A. HENNESSY..... City Ticket Agent

HUNTINGTON PARK, CAL. 2627 East Saturn Ave.
(Phone Michigan 6161)
C. S. PETERSON..... City Ticket Agent

LAKE CHARLES, LA. Majestic Hotel Bldg. (Phone 63605)
Miss L. M. HAWKINS..... City Ticket Agent

LONG BEACH 2, CAL. 140 West Ocean Blvd. (Phone 72991)
WALTER L. GABRIEL..... City Ticket Agent

LOS ANGELES 14, CAL. 610 S. Main St. (Phone Michigan 6161)
G. M. COUCH..... Supervisor, Service and Reservations

NEW ORLEANS, LA. 201 St. Charles Ave. (Phone MAgnolia 4411)
B. D. FOWLER..... City Ticket Agent

NEW YORK, 20, N. Y. 630 Fifth Ave., International Bldg., Suite 210. (Phone Circle 6-4300)
J. N. SULLIVAN..... Ticket Agent

OAKLAND 12, CAL. 474 - 13th St. (TEmplebar 2-2121)
A. CHRISTENSEN..... City Ticket Agent

PALM SPRINGS, CAL. 247 No. Palm Canyon Dr. (Phone 2235)
F. D. HINES..... Traveling Passenger Agent

PASADENA 1, CAL. 148 E. Colorado (Phone SYcamore 3-1164)
E. J. MENARD..... City Ticket Agent

PHOENIX, ARIZ. Union Station, 401 W. Harrison St.
(Phone ALpine 2-1771)
HENRY MOORE..... City Passenger and Ticket Agent

PORTLAND 4, ORE. 802 S. W. Sixth Ave. (Phone ATwater 8181)
A. N. BRYANT..... City Passenger and Ticket Agent
E. T. HOGAN..... Asst. City Ticket Agent

SALT LAKE CITY, UTAH 14 So. Main St. (Phone 3-2601)
LOLA I. FRY..... City Ticket Agent

SAN DIEGO 1, CAL. 137 Broadway. (Phone MAIn 7111)
H. KEFEL..... City Ticket Agent

SAN FRANCISCO, CAL. 65 Geary St. (Phone DOuglas 2-1212)
W. A. CARR..... City Ticket Agent

SAN PEDRO, CAL. 711 South Pacific Ave. (Phone Terminal 2-6414)
H. SHOOPMAN..... City Ticket Agent

SANTA MONICA, CAL. 201 Santa Monica Blvd.
(Phone EXbrook 50-958)
J. R. LORD..... City Ticket Agent

SEATTLE 1, WASH. Room 218 Vance Bldg., 3rd and Union Sts.
(Phone ELliott 4357)
S. G. WILKINSON..... City Ticket Agent

SHREVEPORT 24, LA. 811 Shelby Bldg., 306 Milam St.
(Phone 2-7381)
R. L. DOBBINS..... City Passenger and Ticket Agent

VALLEJO, CAL. 401 York St. (Phone Vallejo 3-7643)
A. F. NORTON..... City Ticket Agent

WHITTIER, CAL. 143 No. Comstock St. (Phone OXFord 4-7491)
G. H. KAYLOR..... City Pass. and Ticket Agent

SOUTHERN PACIFIC REPRESENTATIVES

SAN FRANCISCO, 5, CALIFORNIA..... Southern Pacific Building
HOUSTON, 1, TEXAS, 913 Franklin Ave. Southern Pacific Building
EL PASO, TEXAS..... Southern Pacific Building
PHOENIX, ARIZONA..... 728 Security Building

GENERAL OFFICES SOUTHERN PACIFIC LINES

NEW YORK CITY, 6, NEW YORK..... 165 Broadway
NEW ORLEANS, 11, LOUISIANA.....
Pan-American Bldg., 610 Poydras St.
LOS ANGELES, 14, CALIFORNIA..... Pacific Electric Building

CHICAGO, 4, ILLINOIS..... (Room 1820) 310 South Michigan Ave.
OAKLAND, 12, CALIFORNIA..... 600 Tribune Tower
PORTLAND, 4, OREGON..... Pacific Building

General Officers

CLAUDE E. PETERSON, Vice-President, System Passenger Traffic.....
W. G. PEOPLES, Vice-President, System Freight Traffic.....
San Francisco, 5, Calif. and Houston, 1, Tex.

Eastern Traffic Officers

C. T. COLLETT, General Traffic Manager..... Chicago, 4, Ill.
Midwest Territory—
CARL O. OLSEN, Passenger Traffic Manager..... Chicago, 4, Ill.
W. M. HOLMES, JR., Assistant to Passenger Traffic Manager..... Chicago, 4, Ill.
C. M. BIGGS, Freight Traffic Manager..... Chicago, 4, Ill.
H. F. STARKE, General Western Freight Agent..... Chicago, 4, Ill.
W. H. HERRIN, General Freight Agent—Rates..... Chicago, 4, Ill.

Eastern Territory—
WM. F. COYNE, Passenger Traffic Manager..... New York, 20, N. Y.
GEORGE V. MCART, Assistant to Passenger Traffic Manager.....
New York, 20, N. Y.

P. E. CARNECK, Freight Traffic Manager..... New York, 6, N. Y.
F. M. LALLY, General Eastern Freight Agent..... New York, 6, N. Y.

Traffic Department—Texas-Louisiana Lines

H. H. GRAY, Passenger Traffic Manager..... Houston, 1, Tex.
A. P. HARDY, Assistant Passenger Traffic Manager..... Houston, 1, Tex.
H. A. TENNEY, Assistant General Passenger Agent..... Houston, 1, Tex.
F. V. SCHAUB, General Passenger Agent (Eastern District)..... New Orleans, 11, La.
EARL GILBERT, Assistant General Passenger Agent..... San Antonio, 5, Tex.
J. E. BLEDSOE, General Passenger Agent (Western District)..... El Paso, Tex.
C. J. GOOD, General Baggage Mail and Express Agent..... Houston, 1, Tex.
G. A. CAMERON, Manager, Dining Car Service..... Houston, 1, Tex.
F. L. GORDON, Freight Traffic Manager..... Houston, 1, Tex.
J. L. FIELDING, Assistant Freight Traffic Manager..... Houston, 1, Tex.
JOS. SPEAR, Assistant Freight Traffic Manager..... Houston, 1, Tex.
C. W. WATERMAN, Asst. Freight Traffic Manager—(Rates)..... Houston, 1, Tex.
HENRY BEST, General Freight Agent..... Houston, 1, Tex.
R. A. COOPER, General Freight Agent (Central District)..... Houston, 1, Tex.
WILLS J. CARTER, Foreign Freight Agent..... Houston, 1, Tex.
A. R. MIELLY, Industrial Commissioner..... Houston, 1, Tex.
FELIX D'ABADIE, Agricultural Agent..... Houston, 1, Tex.
W. H. STAKELUM, General Freight Agent (Eastern District)..... New Orleans, 11, La.
L. C. BOUGHARD, General Freight Agent (Northern District)..... Dallas, 1, Tex.
F. D. BUNSEN, General Freight Agent..... El Paso, Tex.

Traffic Department—Pacific Lines

CLAUDE E. PETERSON, Vice-Pres., System Pass. Traffic..... San Francisco, 5, Calif.
R. M. GILMORE, Asst. Vice-Pres., System Pass. Traffic..... San Francisco, 5, Calif.

J. M. VONAU, JR., Asst. to Vice-Pres., System Pass. Traffic..... San Francisco, 5, Calif.
B. S. QUAYLE, Special Assistant..... San Francisco, 5, Calif.
L. G. CROCKET, Special Assistant..... San Francisco, 5, Calif.
F. Q. TREDWAY, General Advertising Manager..... San Francisco, 5, Calif.
C. G. SHEFFIELD, General Baggage Agent..... San Francisco, 5, Calif.
M. I. GOLDBLITH, Mail and Express Traffic Manager..... San Francisco, 5, Calif.

Northern District—
J. H. PRUETT, JR., General Passenger Agent..... Portland, 4, Ore.

Central District—
F. E. WATSON, General Passenger Agent..... Oakland, 12, Calif.

San Francisco District—
T. LOUIS CHESB, General Passenger Agent..... San Francisco, 5, Calif.

Southern District—
GEO. B. HANSON, Passenger Traffic Manager..... Los Angeles, 14, Calif.

Arizona District—
L. H. TRIMBLE, General Passenger Agent..... Phoenix, Ariz.

New Mexico District—
J. E. BLEDSOE, General Passenger Agent..... El Paso, Tex.

W. G. PEOPLES, Vice-President, System Freight Traffic..... San Francisco, 5, Calif.
L. A. BROCKWELL, Asst. V. P., System Freight Traffic..... San Francisco, 5, Calif.
A. G. PARKER, Asst. to V. P., System Freight Traffic..... San Francisco, 5, Calif.
H. W. KLEIN, General Freight Traffic Manager, Rates and Divisions..... San Francisco, 5, Calif.

H. L. SMITH, Freight Traffic Manager, Rates and Divisions..... San Francisco, 5, Calif.
C. D. LAFFERTY, Manager of Industrial Development..... San Francisco, 5, Calif.
H. E. MCNAUGHT, Manager Perishable Freight Traffic..... San Francisco, 5, Calif.
W. W. HAZELRIGG, General Agent—Merchandise Traffic..... San Francisco, 5, Calif.

Central District—
P. P. DOUGHERTY, Freight Traffic Manager..... San Francisco, 5, Calif.
M. T. AUSTIN, Foreign Freight Agent..... San Francisco, 5, Calif.

Northern District—
F. C. NELSON, Freight Traffic Manager..... Portland, 4, Ore.
E. C. ORDWAY, General Freight Agent..... Portland, 4, Ore.

Southern District—
V. F. FRIZZELL, Freight Traffic Manager..... Los Angeles, 14, Calif.
R. A. HOUCK, General Freight Agent..... Los Angeles, 14, Calif.
G. A. ERICKSON, General Industrial Agent..... Los Angeles, 14, Calif.

Arizona District—
L. H. TRIMBLE, General Freight Agent..... Phoenix, Ariz.

New Mexico District—
F. D. BUNSEN, General Freight Agent..... El Paso, Tex.

Other Departments

J. H. GRIDLEY, Manager..... Dining Car Department..... San Francisco, 5, Calif.
OSCAR INGELS, Manager..... Bureau of News..... San Francisco, 5, Calif.

General Agencies—Traffic Department

AMARILLO, TEX. 710 Barfield Bldg..... (Phone 4651)
E. M. VERNON..... General Agent
ATLANTA, 3, GA. 314 Volunteer Bldg..... (Phone Walnut 4889)
T. G. BURGESS, General Agent..... R. G. STEPHENS, District Passenger Agent

BIRMINGHAM, 3, ALA. 501-6 Empire Bldg., 1928 First Ave., No.
T. H. SWANN, General Agent..... (Phone 3-6244)
BOSTON, 3, MASS. 209 Old South Bldg., 294 Washington Street
T. J. LUCEY, General Agent..... (Phone Liberty 2-9244)

F. J. MAGUIRE..... District Passenger Agent
BUFFALO, 3, N. Y. 201 Ellicott Square..... (Phone CLEVELAND 4668, 4669)
R. J. DESHEAN..... General Agent

BUTTE, MONT. P. O. Box 1938. C. A. LOWE, Traveling Frt. and Pass. Agent
CHATTANOOGA, 2, TENN. 1012 James Building..... (Phone 6-0366)
W. H. STEEN..... Traveling Freight and Passenger Agent

CHICAGO, 4, ILL. 77 East Jackson Boulevard..... (Phone WEBSTER 9-2244)
C. E. DARKUS..... General Agent Passenger Dept.
H. J. RICHARDSON..... Assistant General Agent Passenger Department

CHICAGO, 4, ILL. Room 1830, 310 South Michigan Ave.
J. J. KANE, General Agent Freight Dept..... (Phone Webster 9-2244)
CINCINNATI, 2, O. 408 Traction Bldg., Fifth and Walnut Streets
(Phone MAIN 1602-1603)

GEO. L. HALENKAMP, General Agent..... EVERETT L. SMITH, Dist. Pass. Agent
CLEVELAND, 13, O. 1130 Terminal Tower Bldg., 50 Public Square
(Phone MAIN 1-3412)

HARRY REYBURN, General Agent..... O. E. STAHLBERG, Dist. Pass. Agent
DENVER, 2, COLO. 808-809 Patterson Bldg., 17th and Welton Streets
D. R. OWEN, General Agent..... (Phone KEYSTONE 6146, 6147)

DETROIT, 26, MICH. 205-7 Majestic Bldg. (Phones WOODWARD 1-6694, 95, 96)
ROBERT McDOWELL, General Agent..... P. T. KOCHER, Dist. Pass. Agent
INDIANAPOLIS, 4, IND. 309 Merchants Bank Bldg., 11 South Meridian St.
JOHN L. JEFFRIES, General Agent..... (Phone MARKET 4509)

JACKSONVILLE, 2, FLA. 1217 Florida Title Building..... (Phone 5-9359)
J. REED BARRETT, JR..... District Freight and Passenger Agent
KANSAS CITY, 6, MO. 802-5 Waldheim Bldg., 6 East 11th St.
(Phone VICTOR 7590)

C. G. MENDEL, General Agent..... L. J. POWERS, Dist. Pass. Agent
LOUISVILLE, 2, KY. 296 Starks Bldg..... (Phone JACKSON 1161)
CLIFFORD P. HAEHL..... District Freight and Passenger Agent

MEMPHIS, 3, TENN. 725-729 Exchange Bldg., 130 Madison Ave
C. A. BEVIS, General Agent..... (Phones 5-7447, 7448)
MILWAUKEE, 3, WIS. 500 Majestic Bldg.
231 West Wisconsin Ave..... (Phone Broadway 2-1418)

O. C. GRANT..... Asst. Gen. Agent Passenger Dept.
M. S. VOGEL..... Asst. Gen. Agent Freight Dept.
MINNEAPOLIS, 2, MINN. Room 2030-35, Rand Tower. (Phone MAIN 2524)
General Agent

NEW YORK, 20, N. Y. Suite 212 International Bldg., 630 Fifth Ave
(Phone Circle 6-4300)

JOEL NEWMAN..... General Agent Passenger Department
R. E. WYNKOOP..... District Passenger Agent
NEW YORK, 6, N. Y. 165 Broadway..... (Phone Cortland 7-4800)

E. H. GEIGER..... General Agent Freight Dept.
OKLAHOMA CITY, 2, OKLA. 924 Cravens Bldg..... (Phone Forest 5-8970)
J. J. McCAULEY..... General Agent

PHILADELPHIA, 2, PA. 700 Packard Bldg., 111 South Fifteenth St.
(Phone RITENHOUSE 6-7477)
P. E. MACGURRY, General Agent..... C. W. GUTHER, Dist. Pass. Agent

PITTSBURGH, 19, PA. 1015 Gulf Building, Seventh Ave. and Grant St.
(Phones ATLANTIC 1-1467, 68)
J. E. BOLIN, General Agent..... District Passenger Agent

ST. LOUIS, 2, MO. 408 Pine Street..... (Phones CHESTNUT 7745, 7746)
A. K. SWANN, General Agent..... GEORGE M. BATTY, District Passenger Agent
SALT LAKE CITY, 1, UTAH. 14 South Main Street..... (Phone 3-2601)

T. E. HEWITT..... General Agent
SAN DIEGO, 1, CAL. 224 Spreckels Bldg., 121 Broadway..... (Phone MAIN 7111)
T. FIELDING..... District Freight and Passenger Agent

SEATTLE, 1, WASH. Room 213 Vance Bldg., 3rd and Union Streets
C. G. ALTON, General Agent Passenger Dept..... (Phone ELLIOTT 4557)
B. A. MCGURRY..... General Agent Freight Dept.

SPOKANE, 8, WASH. 1129 Old National Bank Building (Phone RIVERSIDE 1826)
T. J. MCCARRY..... General Agent
TACOMA, 1, WASH. P. O. Box 1313
W. E. MANESS..... Traveling Passenger Agent

TULSA, 3, OKLA. Room 340, Kennedy Bldg., 4th and Boston Sts. (Phone 4-7365)
JOHN REID..... District Freight and Passenger Agent
TWIN FALLS, IDA. P. O. Box 59 (Phone 427W)

C. S. MATHER, Jr..... Traveling Freight and Passenger Agent
WASHINGTON, 5, D. C. Suite 220 Shoreham Bldg., 1501 H St., N.W.
(Phone EXECUTIVE 3-1125)

B. R. CONAGHAN, General Agent..... H. F. BROWN, Dist. Pass. Agent
WINSTON-SALEM, 3, N. C. 411 Reynolds Bldg..... (Phone 8032)
C. S. HARRIMAN..... General Agent

Foreign Agencies—Traffic Department

MEXICO CITY, MEX. Edificio Paris, Avenida 5 de Mayo 32
L. G. HOFF..... General Traffic Manager—Mexico
R. V. STARK, Traffic Manager..... J. Pardo Vallina, General Agent

GUADALAJARA, MEX. 319-320 San Francisco Building
JORGE ALARCON..... General Agent
MONTERREY, MEX. Calle de Morelos 439 Ote. (Pasaje Reimera)

ALFONSO MARQUEZ..... General Agent
VANCOUVER, 1, B. C. 619 Howe Street
K. B. CURRIE..... Canadian General Agent

TRAFFIC REPRESENTATIVES (ON LINE)


- ALEXANDRIA, 5, LA. Second and Casson Sts. (Phone 7581):
S. E. NARROW..... District Frt. and Pass. Agent
- AUSTIN, 22, TEX. 301 Congress Avenue (Phone 6-4301):
B. B. LACEY..... District Frt. and Pass. Agent
- BAKERSFIELD, CAL. 800 Baker St. (Phone 4-6461):
G. N. SHACKELFORD..... Traveling Passenger Agent
C. E. WYKES, Haberfeld Bldg., 1414-17th St..... District Freight Agent
- BEAUMONT, TEX. Pearl and Crockett Sts. (Phone 4-5621):
MURRAY SONGER..... District Passenger Agent
H. F. DENNIS..... District Freight Agent
- BERKELEY, 4, CAL. 136-137 Berkeley Square (Phone TEmplebar 2-2121):
KENNETH E. GOY..... Traveling Passenger Agent
- COLTON, CAL. S. P. Station. Phone { Colton 1120
Riverside 6993
San Bernardino 5167
H. H. HUBER..... Traveling Passenger Agent
- CORPUS CHRISTI, TEX. Belden and North Broadway (Phone 2-7404):
W. E. BROWN..... District Frt. and Pass. Agent
- DALLAS, 1, TEX. Adolphus Hotel Arcade, Main Street Entrance
(Phone RAndolph 8611):
B. H. TANNER..... District Passenger Agent
E. J. SCHAFER, 2300 Canton Street..... District Freight Agent
- EL CENTRO, CAL. S. P. Sta.—Main bet. 3rd & Broadway (Phone 1580):
L. M. FORD..... District Frt. and Pass. Agent
- ELKO, NEV. 384 Railroad St. (Phone 44):
R. C. MILLS..... Traveling Frt. and Pass. Agent
- EL PASO, TEX. 416 N. Stanton St. (Phone 2-7711):
WM. SUTHERLAND..... District Passenger Agent
- EUGENE, ORE. (Phone 4-1441):
G. W. CLARK, U. S. Natl. Bank Bldg..... District Freight Agent
R. H. HUNT (Pass. Station)..... Traveling Passenger Agent
- EUREKA, CAL. N. W. P. RR. Depot. (Phone Hillside 3-0851):
H. J. MAHAN. (N. W. P.)..... Asst. District Freight and Passenger Agent
- FORT WORTH, 2, TEX. 410-414 Century Bldg. 108 West Eighth St.
H. L. JONES (Phone FAnnin 9151)..... District Freight Agent
J. D. SMITH..... Traveling Passenger Agent
- FRESNO, 1, CAL. Pass. Station. H and Mariposa Sts. (Phone 3-2241):
W. T. PLUMMER..... District Passenger Agent
G. A. THOMAS..... District Freight Agent
- GALVESTON, TEX. 2022 Market St. (Phone 3-4611):
M. J. HENRY..... District Frt. and Pass. Agent
- GLENDALE, 3, CAL. 106 North Brand Blvd. (Phone Citrus 1-5166):
A. J. HOWARD..... District Passenger Agent
- HARLINGEN, TEX. 122 West Jefferson St. (Phone 565):
E. A. McELVANY..... District Passenger Agent
R. E. JOHNSON..... District Freight Agent
- HAYWARD, CAL. S. P. Station. 25 "A" St. (Phone ELgin 1-2286):
N. TOOKER..... Traveling Passenger Agent
- Houston, 1, TEX. (Phone Capitol 1121):
H. A. SHIVER, 913 Texas Ave..... District Passenger Agent
ALLEN FOX..... Station Passenger Agent
E. L. BOURG (S. P. Bldg., 907 Franklin Ave.)..... District Freight Agent
- KLAMATH FALLS, ORE. Union Food Bldg., 7th and Main Sts. (Ph. 2-2501):
G. W. MORGAN..... District Frt. and Pass. Agent
- LAKE CHARLES, LA. Majestic Hotel Bldg. (Phone 63605):
C. W. MURRELL..... District Frt. and Pass. Agent
- LONG BEACH, 2, CAL. 132 West Ocean Blvd. (Phone 72991):
L. OVERMAN..... District Passenger Agent
N. L. SMITH, 156 West Ocean Blvd..... District Freight Agent
- LOS ANGELES, 14, Cal. P.E.Bldg., 610 So. Main St. (Phone MIch. 6161):
J. E. RICHARDSON..... District Passenger Agent
C. H. HOWARD..... Asst. Dist. Pass. Agent
W. D. KELLER..... District Freight Agent
J. E. BLACKBURN..... Asst. Dist. Frt. Agent
- MARYSVILLE, CAL. S. P. Station, 6th and A Sts. (Phone 3-9291):
H. B. HOLLIMON..... Traveling Frt. and Pass. Agent
- MEDFORD, ORE. S. P. Station, 5th and Front Sts. (Phone 2-7173):
R. H. HOLMES..... District Frt. and Pass. Agent
- MERCED, CAL. S. P. Station, N and 16th Sts. (Phone RA 2-4464):
J. D. HIGHTOWER..... Traveling Frt. and Pass. Agent
- MODESTO, CAL. S. P. Station, 9th and J Sts. (Phone 3-6431):
J. D. RICH..... Traveling Frt. and Pass. Agent
- MONTEREY, CAL. S. P. Station (Phone Monterey 5-5550):
L. V. OWENS..... Passenger Agent
- NEW IBERIA, LA. Washington and Railroad Aves. (Phones 84 and 85):
A. M. DESONIER..... Traveling Frt. and Pass. Agent
- NEW ORLEANS, 12, LA. (Phone MAgnolia 4411):
J. R. McINTYRE, 201 St. Charles Ave..... District Passenger Agent
B. J. CAMPBELL, JR.—W. C. HALE..... Station Passenger Agents
L. J. KARTER, 610 Poydras St., 11 (Phone MAgnolia 4411):
..... District Freight Agent
- OAKLAND 7, CAL. S. P. Station, 1st and Broadway (TEmplebar 2-2121):
L. E. RENNEN..... District Passenger Agent
JACK ROCHE..... Asst. Dist. Pass. Agent
C. H. REEVES..... District Freight Agent
F. M. GUERIN..... Asst. Dist. Frt. Agent
- OGDEN, UTAH, Union Station, 25th St. and Wall Ave. (Phone 7584):
E. A. BANCROFT..... Traveling Frt. and Pass. Agent
- OXNARD, CAL. S. P. Station (Phone 16)
H. A. JOHNSON..... Traveling Passenger Agent
- PALM SPRINGS, CAL. 247 No. Palm Canyon Drive (Phone 2235):
F. D. HINES..... Traveling Passenger Agent
- PALO ALTO, CAL. S. P. Station (Phone DAvenport 3-6105):
J. J. McDONOUGH..... District Passenger Agent
- PASADENA, 1, CAL. 10 So. Arroyo Parkway (Phone SYcamore 3-1164):
J. S. STETLER..... District Passenger Agent
- PHOENIX, ARIZ. (Phone ALpine 2-1771):
A. W. PLENOWST, Room 11, Union Station,
401 West Harrison St..... District Passenger Agent
R. A. GREENWADE, 234 North Central Ave..... District Freight Agent
- PITTSBURG, CAL. S. P. Station (Phone 2-2974):
RALPH O. HUBBARD..... Traveling Passenger Agent
- POMONA, CAL. Commercial St. and Garey Ave. (Phone LYcoming 2-5567):
W. E. CAMPBELL..... District Passenger Agent
- PORTLAND, 4, ORE. Pacific Bldg. (Phone ATwater 8181):
L. H. FREDERICK..... District Freight Agent
- REDDING, CAL. S. P. Freight Sta., Yuba and Center Sts. (Phone 33):
IRA BLALOCK..... Traveling Frt. and Pass. Agent
- RENO, NEV. Pass. Sta., Commercial Row and Lake Sts. (Phone 2-0661):
J. H. MAHAN..... District Frt. and Pass. Agent
- RICHMOND, CAL., S. P. Sta., 16th & Macdonald Ave. (Phone Beacon 2-4162):
A. V. HALLING..... Traveling Passenger Agent
- RIVERSIDE, CAL. 3900 Market Street (Phone 6181):
G. T. BROWN..... District Frt. and Pass. Agent
- ROSEBURG, ORE. Freight Sta., Cor. Sheridan & West Lane (Phone 3-6162):
P. F. CARBON..... Asst. District Frt. and Pass. Agent
- SACRAMENTO, 14, CAL. S. P. Sta., 4th and I Sts. (Phone Gilbert 3-8011):
G. H. HOLT..... District Passenger Agent
O. V. GIBSON..... District Freight Agent
- SALEM, ORE. Room 220, Pioneer Trust Bldg.:
A. T. CARLSTON..... District Freight Agent
- SALINAS, CAL. S. P. Station (Phone 7331)
W. S. WOOD..... District Frt. and Pass. Agent
- SAN ANTONIO, 5, TEX. Passenger Station, 654 East Commerce St.
(Phone Garfield 3271):
C. H. SCHUMACHER..... Passenger and Ticket Agent
G. E. MARSHALL..... Station Passenger Agent
M. H. ERSKINE..... District Freight Agent
- SAN FRANCISCO, 5, CAL. 89 Market St. (Phone DOuglas 2-1212):
J. B. HAGGERTY..... District Passenger Agent
D. W. WICKS..... Asst. Dist. Pass. Agent
C. E. WARD, 77 Market St..... District Freight Agent
- SAN JOSE, 10, CAL. S. P. Sta. 65 Cahill St. (Phone CYpress 5-2424):
C. H. MUELLER..... District Passenger Agent
J. T. McCANN..... District Freight Agent
- SAN PEDRO, CAL. 711 South Pacific Ave. (Phone Terminal 2-6414):
H. A. HANSEN..... District Freight Agent
I. L. LOGAN..... Traveling Passenger Agent
- SANTA ANA, CAL. 1030 East Fourth St. (Phone KImberly 3-8267):
E. B. SHARPLEY..... District Passenger Agent
- SANTA BARBARA, CAL. S. P. Station, 209 State St. (Phone 4171):
G. C. DRAKE..... District Passenger Agent
T. M. HARTIGAN..... District Freight Agent
- SANTA MONICA, CAL. 201 Santa Monica Blvd. (Phone EXbrook 5-0958):
RAYMOND P. FANSETT..... District Passenger Agent
- SANTA ROSA, CAL. N. W. P. RR. Depot. 4th & Wilson Sts. (Phone 88):
H. J. THIGPEN..... (Joint S.P.-N.W.P.) Traveling Passenger Agent
- SHREVEPORT, 24, LA. 811 Shelby Bldg., 306 Milam St. (Phone 5-4203):
L. L. TOMME..... District Frt. and Pass. Agent
- STOCKTON, 3, CAL. Pass. Station, 949 East Channel (Phone 5-5661):
L. S. STITT..... District Frt. and Pass. Agent
- TUCSON, ARIZ. S. P. Station, Toole Ave. at Fifth St. (Phone 3-6911):
W. T. JONES..... District Passenger Agent
A. J. FERRO..... District Freight Agent
- VAN NUYS, CAL. S. P. Station (Phone STate 5-3195):
W. A. HANSON..... Traveling Passenger Agent
- WACO, TEX. 603-4 Professional Bldg. (Phone 2-1625):
D. R. TEMPLE..... District Frt. and Pass. Agent

S·P

The Friendly Southern Pacific
TIME TABLES



Overland Route CHICAGO · SAN FRANCISCO




Shasta Route PORTLAND · SAN FRANCISCO

S·P

The Friendly Southern Pacific
TIME TABLES



Sunset Route NEW ORLEANS · LOS ANGELES



Golden State Route CHICAGO · LOS ANGELES

4 SCENIC ROUTES

Directly Serving

CALIFORNIA · OREGON · NEVADA
UTAH · ARIZONA · NEW MEXICO
TEXAS · LOUISIANA

JANUARY 15, 1954

4 SCENIC ROUTES

Directly Serving

LOUISIANA · TEXAS · NEW MEXICO
ARIZONA · UTAH · NEVADA
OREGON · CALIFORNIA

JANUARY 15, 1954