

Organic Chemistry

en.wikibooks.org

August 9, 2015

On the 28th of April 2012 the contents of the English as well as German Wikibooks and Wikipedia projects were licensed under Creative Commons Attribution-ShareAlike 3.0 Unported license. A URI to this license is given in the list of figures on page 457. If this document is a derived work from the contents of one of these projects and the content was still licensed by the project under this license at the time of derivation this document has to be licensed under the same, a similar or a compatible license, as stated in section 4b of the license. The list of contributors is included in chapter Contributors on page 447. The licenses GPL, LGPL and GFDL are included in chapter Licenses on page 471, since this book and/or parts of it may or may not be licensed under one or more of these licenses, and thus require inclusion of these licenses. The licenses of the figures are given in the list of figures on page 457. This PDF was generated by the \LaTeX typesetting software. The \LaTeX source code is included as an attachment (`source.7z.txt`) in this PDF file. To extract the source from the PDF file, you can use the `pdfdetach` tool including in the `poppler` suite, or the <http://www.pdfplabs.com/tools/pdftk-the-pdf-toolkit/> utility. Some PDF viewers may also let you save the attachment to a file. After extracting it from the PDF file you have to rename it to `source.7z`. To uncompress the resulting archive we recommend the use of <http://www.7-zip.org/>. The \LaTeX source itself was generated by a program written by Dirk Hünninger, which is freely available under an open source license from http://de.wikibooks.org/wiki/Benutzer:Dirk_Huenniger/wb2pdf.

Contents

0.1	The Study of Organic Chemistry	2
1	Authors	5
2	Foreword	7
2.1	Purpose and mission	7
2.2	Content and Contributions	7
2.3	Licensing	8
2.4	How to study organic chemistry	8
3	Unit 1: Foundational concepts of organic chemistry	11
4	History of organic chemistry	13
4.1	Brief History	13
4.2	Synthesis of Urea	13
4.3	Organic vs Inorganic Chemistry	14
4.4	Major Advances in the Field of Organic Chemistry	14
5	Atomic structure	17
5.1	Atomic Structure	17
5.2	Shells and Orbitals	18
5.3	Filling electron shells	21
5.4	Octet rule	21
5.5	Hybridization	22
6	Electronegativity	23
7	Electronegativity content from Wikipedia	25
7.1	Pauling scale	25
7.2	Mulliken scale	25
7.3	Electronegativity trends	26
8	Bonding	33
8.1	Ionic Bonding	33
8.2	Covalent Bonding	34
8.3	Bond Polarity and Dipole Moment	36
8.4	Van der Waals Bonding	37
8.5	Organometallic Compounds and Bonding	37
9	Electron dot structures & formal charge	39
9.1	Electron Dot Structures	39
9.2	Formal Charge	42

10	Resonance	45
10.1	Resonance	45
10.2	Resonance Structures	46
10.3	Key characteristics	47
10.4	What resonance is not	48
10.5	History	48
10.6	Examples	49
10.7	See also	49
10.8	References	49
11	Acids and bases	51
11.1	Arrhenius Definition: Hydroxide and Hydronium Ions	51
11.2	Brønsted-Lowry Acids and Bases: Proton donors and acceptors	51
11.3	Lewis Acids and Bases: Electron donors and acceptors	52
11.4	Nucleophiles and Electrophiles	52
11.5	pK _a and Acidity	53
12	Unit 2: Alkanes and cycloalkanes	55
13	Introduction	57
13.1	Introductory Definitions	58
13.2	Methane	58
13.3	Ethane	59
14	Drawing alkanes	61
14.1	Line drawing shorthand	61
15	Conformations	63
15.1	Newman projections	63
15.2	Conformations and energy	64
15.3	Steric effects	64
15.4	Entropy	66
16	Preparation of Alkanes	67
17	Properties of Alkanes	71
17.1	Chemical properties	72
18	Introduction to Nomenclature	73
18.1	Number of hydrogens to carbons	73
18.2	Naming carbon chains up to twelve	74
18.3	Isomerism	75
18.4	Branched chains	75
18.5	Constitutional isomers	76
18.6	Naming Alkanes	77
18.7	IUPAC naming rules	77
18.8	Branched Substituents	82
18.9	Common system	82

19	See also	87
20	Alkanes	89
21	Methane and carbon chains	91
22	Properties of alkanes	93
23	Drawing alkanes	95
	23.1 Branched alkanes	95
24	Constitutional isomers	97
25	Naming alkanes	99
26	Cycloalkanes	101
	26.1 Naming cycloalkanes	104
	26.2 Substituents	105
	26.3 Multicyclic alkanes	113
	26.4 Stereochemistry	113
	26.5 Cyclohexane	114
	26.6 Other cycloalkanes	115
27	Newman projections and conformers	117
28	Conformations	119
29	Stereoisomers and chirality	121
30	Stereoisomers	123
	30.1 Cis-trans Isomerism	123
	30.2 Optical Isomerism	125
31	Unit 3: Stereochemistry	127
32	Chirality	129
	32.1 Introduction	129
	32.2 Chiral Compounds With Stereocenters	130
	32.3 Naming conventions	132
	32.4 Chiral Compounds Without Stereocenters	136
	32.5 Properties of optical isomers	138
	32.6 Chirality in biology	139
	32.7 Chirality in inorganic chemistry	140
	32.8 More definitions	141
	32.9 Enantiopure preparations	141
	32.10 Enantiopure medications	141
	32.11 See also	142
33	Optical activity	143
	33.1 Optical Activity	143

33.2	What Is Plane Polarized Light?	143
33.3	Why Polarized Light Is Affected	145
33.4	Enantiomers	146
33.5	History	146
34	Enantiomers	147
34.1	Enantiomers	147
35	Meso compounds	149
35.1	Meso Compounds	149
35.2	Definition of Meso	149
35.3	Plane of Symmetry	149
35.4	Example of a Meso Compound	150
36	Diastereomers	151
37	Diastereomers	153
37.1	Cis-trans Isomerism	153
37.2	E/Z notation	154
38	Diastereomers with stereocenters	155
38.1	Carbohydrates	155
39	Diastereoselectivity	159
40	Configurations	161
40.1	Configuration and conformation	161
41	R-S notational system	163
41.1	R and S Notation	163
41.2	E-Z notation	164
42	Unit 4: Haloalkanes	165
43	Preparation	167
44	Properties	169
44.1	Naming Haloalkanes	169
44.2	Physical properties	170
44.3	Chemical properties	171
45	Reactions	173
45.1	Substitution reactions of haloalkanes	173
45.2	Grignard reagents	177
45.3	Elimination reactions	177
46	Unit 5: Alcohols	179
47	Preparation	181

48	Properties	185
48.1	Naming alcohols	185
48.2	Acidity	185
48.3	Alkoxides	186
49	Reactions	187
49.1	Conversion of alcohols to haloalkanes	187
49.2	Oxidation of alcohols	187
50	Unit 6: Amine	189
51	Unit 7: Alkenes	191
52	Naming Alkenes	193
52.1	EZ Notation	193
53	Properties	197
53.1	Diastereomerism	197
54	Relative stability	199
55	Reactions	201
55.1	Preparation	201
55.2	Markovnikov's Rule	203
55.3	Addition reactions	205
56	Substitution and Elimination Reaction Mechanisms	209
56.1	Nucleophilic Substitution Reactions	209
56.2	Elimination Reactions	214
57	References	219
58	Unit 8: Alkynes	221
59	The triple carbon-carbon bond	223
60	Alkyne properties	225
61	Naming alkynes	227
62	Cycloalkynes	229
63	Alkyne reactions	231
64	Unit 9: Dienes	233
65	Kinds of dienes	235
66	Conjugation	237

67	Diene properties and reactions	239
67.1	Hydrobromination:	239
67.2	Diels-Alder Reaction	239
68	Unit 10: Aromatics	241
69	History of Aromatics	243
70	Benzene Structure	245
70.1	Benzene Properties	245
70.2	Benzene Health Effects	246
71	Aromaticity	247
71.1	Definition	247
71.2	Theory	247
71.3	Characteristics	248
72	Monosubstituted Benzenes	251
72.1	Effects of Different Substituents	251
72.2	Activating Substituents	251
72.3	Deactivating Substituents	252
72.4	Activation vs. Deactivation and ortho/para vs. meta directing	252
72.5	Detailed Effects of Substituents	254
73	Polysubstituted Benzenes	257
73.1	Competition Between Functional Groups	257
73.2	Naming Conventions	258
74	Aromatics in history	259
75	Benzene structure	261
76	Benzene properties	263
77	Overview of electrophilic aromatic substitution reactions	265
78	Friedel-Crafts alkylation	267
79	Friedel-Crafts acylation	269
80	Aromatic reactions	271
81	Redox	273
81.1	Birch reduction	273
81.2	Oxidation of Benzene in the Human Body	273
82	Nucleophilic Aromatic Substitution	275
82.1	Leaving Groups	275
82.2	Rate of Reaction	276
82.3	Types of Reactions	276

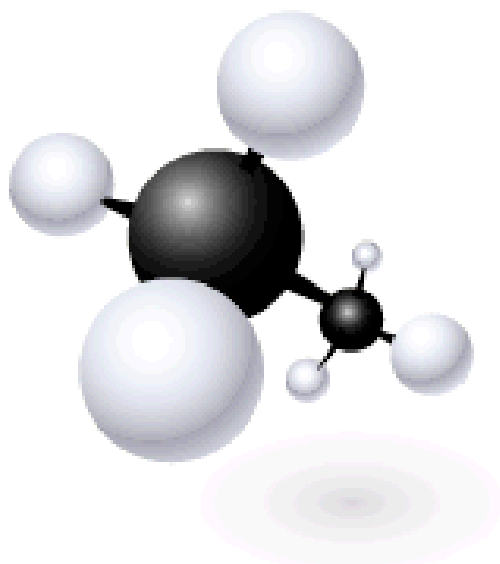
83	Electrophilic Aromatic Substitution	277
83.1	Step 1: Formation of a π -complex	277
83.2	Step 2: Formation of a σ -complex	277
83.3	Step 3: Formation of a Substituted product	277
84	External links	283
85	References	285
86	Unit 11: Ketones and aldehydes	287
86.1	Naming Aldehydes and Ketones	287
86.2	Boiling Points and Bond Angles	287
86.3	Preparing Aldehydes and Ketones	288
86.4	Keto-enol tautomerism	291
86.5	Reactions of Aldehydes and Ketones	292
86.6	Inductive Effect and Greek letter assignment	293
87	Unit 12: Carboxylic acids	295
88	Preparation	297
89	Properties	299
89.1	Nomenclature	299
89.2	Acidity	299
90	Reactions	301
90.1	Acid Chloride Formation	301
90.2	Esterification	301
90.3	Anhydrides	302
90.4	Amides	302
90.5	Acid Decarboxylation	302
90.6	Ethanoic anhydride	302
90.7	Polyester	303
90.8	Distinguishing carboxylic acids from phenols	303
91	Unit 13: Carboxylic acid derivatives	305
91.1	Structure	305
91.2	Nomenclature	305
91.3	Structure and Reactivity	307
91.4	Reactions of Carboxylic Acids and Their Derivatives	308
92	Unit 14: Analytical techniques	313
93	Elemental analysis	315
94	Chromatography	317
95	Theory	319
96	Paper chromatography	321

97	Thin layer chromatography	323
98	Gas chromatography	325
99	Column chromatography	327
100	Detection methods	329
101	Spectroscopy	331
101.1	UV/Visible Spectroscopy	331
101.2	NMR Spectroscopy	331
102	Mass Spectroscopy	337
103	Infrared spectroscopy.	339
103.1	Summary of absorptions of bonds in organic molecules	339
103.2	Typical method	340
104	References & notes	343
105	Unit 15: Organometallics	345
105.1	Main group organometallic chemistry	345
105.2	Transition-metal organometallic chemistry	346
105.3	Catalysis by organometallic compounds	348
105.4	Organometallics in living systems	350
106	Appendix A: Introduction to reactions	351
107	How to write organic reactions	353
108	Overview of addition, elimination, substitution and rearrangement reactions	357
108.1	Some basic reaction types	357
108.2	Addition reaction	357
108.3	Elimination reaction	357
108.4	Substitution reactions	358
108.5	Rearrangement reactions	358
109	Polar and radical reactions	359
109.1	Polar reactions	359
109.2	Radical reactions	359
110	Redox reactions	361
111	Functional groups in reactions	363
112	Drawing reactions	365
112.1	Drawing reactions	365
112.2	Arrows	365

113 Rates and equilibria	369
113.1 Rate of reaction	369
113.2 Equilibrium	371
114 Gibbs free energy	373
115 Bond dissociation energy	375
116 Energy diagrams	377
117 Transition states	379
117.1 Transition State	379
117.2 Intermediate Molecules	379
117.3 Energy Diagrams and Transition States	379
118 Carbocations	381
118.1 Carbocation Structure	381
118.2 Carbocation Stability	381
118.3 Formation of Carbocations	382
118.4 Reactions of Carbocations	382
119 Electrophilic additions	383
120 Zaitsev's rule	385
121 Oxidation	387
122 Radicals	389
122.1 Radical stability	389
123 Rearrangement reactions	391
123.1 Sigmatropic arrangements	391
124 Pericyclic reactions	393
125 Diels-Alder reaction	395
126 Epoxide	397
127 Appendix B: Index of reactions	399
128 Appendix C: Introduction to functional groups	403
129 Overview of Functional Groups	405
129.1 Introduction	405
129.2 Memorizing Functional Groups	405
129.3 Mnemonics for Functional Groups	416
130 Other appendices	419

131 Glossary	421
131.1 A	421
131.2 B	423
131.3 C	424
131.4 D	425
131.5 E	426
131.6 F	427
131.7 G	427
131.8 H	428
131.9 I	429
131.10 K	429
131.11 L	429
131.12 M	430
131.13 N	430
131.14 O	431
131.15 P	431
131.16 Q	432
131.17 R	432
131.18 S	433
131.19 T	434
131.20 U	434
131.21 V	434
131.22 W, X, Y, Z	435
132 Short periodic table	437
133 External links	441
134 Resources	443
135 Other online textbooks	445
136 Contributors	447
List of Figures	457
137 Licenses	471
137.1 GNU GENERAL PUBLIC LICENSE	471
137.2 GNU Free Documentation License	472
137.3 GNU Lesser General Public License	473

Welcome to the world's foremost open content
Organic Chemistry Textbook
on the web!



This **free** online text is intended to become a *complete replacement* for your printed book.

Figure 1

0.1 The Study of Organic Chemistry

Organic chemistry is primarily devoted to the unique properties of the carbon atom and its compounds. These compounds play a critical role in biology and ecology, Earth sciences and geology, physics, industry, medicine and — of course — chemistry. At first glance, the new material that organic chemistry brings to the table may seem complicated and daunting, but all it takes is concentration and perseverance. Millions of students before you have successfully passed this course and you can too!

This field of chemistry is based less on formulas and more on reactions between various molecules under different conditions. Whereas a typical general chemistry question may ask a student to compute an answer with an equation from the chapter that they memorized, a more typical organic chemistry question is along the lines of "what product will form when substance X is treated with solution Y and bombarded by light". The key to learning organic chemistry is to *understand* it rather than cram it in the night before a test. It is all well and good to memorize the mechanism of Michael addition, but a superior accomplishment would be the ability to explain *why* such a reaction would take place.

As in all things, it is easier to build up a body of new knowledge on a foundation of solid prior knowledge. Students will be well served by much of the knowledge brought to this subject from the subject of General Chemistry¹. Concepts with particular importance to organic chemists are covalent bonding, Molecular Orbit theory, VSEPR Modeling, understanding acid/base chemistry vis-a-vis pKa values, and even trends of the periodic table. This is by no means a comprehensive list of the knowledge you should have gained already in order to fully understand the subject of organic chemistry, but it should give you some idea of the things you need to know to succeed in an organic chemistry test or course.

¹ <https://en.wikibooks.org/wiki/General%20Chemistry>

Organic Chemistry is one of the subjects which are very useful and close to our daily life. We always try to figure out some of the unknown mysteries of our daily life through our factious thinking habit, which generates superstitions. Through the help of chemistry we can help ourselves to get out of this kind of superstition. We always try to find the ultimate truth through our own convenience. In the ancient past we had struggled to make things to go as per our need. In that context we have found fire, house, food, transportation, etc...

Now the burning question is: "how can chemistry help our daily life?" To find the answer of this questions, we have to know the subject thoroughly. Let us start it from now.

1 Authors

The authors of this book are:

1. Karl Wick¹ Citizen of the United States of America, and living there
The initiator of this project is Karl Wick, who is finishing up his premed science courses at the Cleveland State University² in Cleveland, Ohio. At the time of this writing (7/15/03) I have been the sole contributor but as time goes on it will become a group project "of the people" as many contribute and improve it by bits and pieces.
2. Justin Johnson³ Citizen of the United States of America, residing therein, born 1975
Justin Johnson(JSJohnson⁴) is a pre-medical undergraduate student at Indiana University Purdue University Indianapolis⁵. He first read this book in the summer of 2005, and began contributing to it in the spring of 2006.
3. David Rose⁶
David Rose (Ghotal)⁷ is a chemical engineering undergraduate at Michigan Technological University⁸. He began adding to this book in October, 2004.
Patrick Holder (Lineweaver⁹) is a PhD Graduate Student working for Matt Francis¹⁰ at UC-Berkeley¹¹ in the Department of Chemistry¹². He began adding to this book in December, 2005.
4. Zachary T. Tackett, Zach is a student at Marshall University majoring in bio-organic chemistry.¹³
5. Igoroisha¹⁴
Goh Liang Song (User:Gohliangsong¹⁵) Citizen of the Republic of Singapore. He graduated from the National University of Singapore¹⁶, majoring in Chemistry. He began adding to this book in August, 2006.
6. Pete Davis¹⁷ Citizen of the United States of America. I joined this project in November 2006. There are few of us working on it at the moment. Feel free to join in.

1 <https://en.wikibooks.org/wiki/User%3AKarl%20Wick>
2 https://en.wikipedia.org/wiki/Cleveland_State_University
3 <https://en.wikibooks.org/wiki/User%3AJSJohnson>
4 <https://en.wikibooks.org/wiki/User%3AJSJohnson>
5 <http://www.iupui.edu>
6 <https://en.wikibooks.org/wiki/User%3AGhotal>
7 <https://en.wikibooks.org/wiki/User%3AGhotal>
8 <http://www.mtu.edu>
9 <https://en.wikibooks.org/wiki/User%3ALineweaver>
10 <http://www.cchem.berkeley.edu/francisgrp/>
11 <http://www.berkeley.edu>
12 <http://www.cchem.berkeley.edu>
13 <https://en.wikibooks.org/wiki/User%3AZachary%20T.%20Tackett>
14 <https://en.wikibooks.org/wiki/User%3AIgoroisha>
15 <https://en.wikibooks.org/wiki/User%3AGohliangsong>
16 <http://www.nus.edu.sg>
17 <https://en.wikibooks.org/wiki/User%3APdavis68>

7. Ewen McLaughlin¹⁸ UK Citizen, living in Wales. I started adding bits here in February 2006. I'm a teacher, so I suppose I might be more help with how to present information than with the information itself.

And many anonymous Wikibook contributors.

Many thanks to Jimbo Wales¹⁹ for paying for the bandwidth and for the many other ways he has been a great support to this project at every step.

ar:مساعدة لملحريين/كيمياءعضوية²⁰

18 <https://en.wikibooks.org/wiki/User%3AEwen>

19 <http://www.jimmywales.com/>

20 <https://ar.wikibooks.org/wiki/%D9%83%D9%8A%D9%85%D9%8A%D8%A7%D8%A1%20%D8%B9%D8%B6%D9%88%D9%8A%D8%A9%2F%D9%85%D8%B3%D8%A7%D8%B9%D8%AF%D8%A9%20%D9%84%D9%84%D9%85%D8%AD%D8%B1%D8%B1%D9%8A%D9%86>

2 Foreword

2.1 Purpose and mission

This book should become the gold standard of organic chemistry texts in the areas of accuracy, usability, flexibility, and connection with its audience. As this text is developed it will always be available online, be printable, and freely distributable. This text should eliminate all or much of the cost for owning an up-to-the-minute, top-quality college-level organic chemistry text, as it and all its derivative works will remain free: free as in speech as well as free as in beer. Although you could pay for a printed version if you wanted to.

2.2 Content and Contributions

This is, to the best of our knowledge, the world's first and only open content¹ **organic chemistry textbook** . Its users will tweak and refine this book until there is no better book. We are confident that this will happen because the process has already been seen to work many times on the Wikipedia² site.

All content contained herein is available under licences that allow free distribution. You can copy it, print it, sell it, and create derivative works from it.

Our restriction: if you create derivative works, make them available to others in a way that they can easily copy and distribute them, as we have done for you.

We link to some pages outside our server. Any of this content not found under the Wikipedia site and subsites is not ensured to be under the same license; it in fact is most likely not.

2.2.1 Navigation

I³ like the navigation that I have worked out in the Foundational concepts of organic chemistry⁴ page and immediate subpages with links at the top of the page to the immediate next and previous pages and the various levels, and links at the bottom to the next and previous chapters, etc. If you want to help out please help me get all of the pages in the same format.

1 https://en.wikipedia.org/wiki/Open_content

2 <https://en.wikibooks.org/wiki/Wikipedia>

3 <https://en.wikibooks.org/wiki/User%3AKarl%20Wick>

4 <https://en.wikibooks.org/wiki/Organic%20Chemistry%2FFoundational%20concepts%20of%20organic%20chemistry>

2.3 Licensing

All work in this book is released at the moment only under the GNU FDL license. However this is only one of many similar open content licenses, and may not be the license of choice for everyone. To take content written by Karl Wick⁵ from this book for release under other licenses please contact the author through this page's associated talk⁶ page.

2.4 How to study organic chemistry

One of the main difficulties students have with organic chemistry is organizing the information in their minds. By the second semester of organic chemistry, students will learn over 100 chemical reactions. Consequently, it is vital that students take time to not only organize the information, but also to understand it. Indeed, excellent organic professors will tell you, contrary to popular belief, that you do not really need to memorize anything for organic chemistry, instead you simply need to understand it. By truly learning something, rather than memorizing it, you will be able to apply concepts beyond what you are memorizing.

When you see something in the textbook, always ask why something is the case. Do research, try to find out the answer. By taking this approach you will enrich your learning experience, and the information will be "locked" in your mind.

Each person may have a slightly different method that helps him or her learn organic chemistry the quickest and with least pain. The basic rule of thumb is to use a method that you find most helpful and stick with it. Various study methods include flash cards, molecular model kits⁷, group study, writing chemical reactions on blackboards, others just take the class over and over until they "get it".

The writers would recommend to buy a molecular model kit⁸ so you can hold in your hand and visualize in your mind how the molecules look in three-dimensional space. If you can't get access to models or can't afford them, look online for sites that use the Jmol⁹ application or other rendering software that allow you to virtually rotate molecules.

It cannot be stressed enough that you must be able to visualize molecules in organic chemistry. The 3 dimensional structure of molecules often plays a crucial part in reactions. It can be the deciding factor in whether a reaction even happens, it can decide how fast it happens, and it can decide what the product(s) of the reaction is going to be. If you can't visualize the 3D structure, you won't be able to understand what's happening.

5 <https://en.wikibooks.org/wiki/User%3AKarl%20Wick>

6 <https://en.wikibooks.org/wiki/Talk%3AOrganic%20chemistry%3ALicenses>

7 <https://en.wikibooks.org/wiki/..%2FPlaces%20to%20buy%20organic%20chemistry%20models>

8 <https://en.wikibooks.org/wiki/..%2FPlaces%20to%20buy%20organic%20chemistry%20models>

9 <http://jmol.sourceforge.net/websites/>

2.4.1 Sports analogy

You can think of the different elements¹⁰ and functional groups¹¹ as players in a game and the organic reactions¹² as the plays. Just as each player or team has different strengths or characteristics and uses strategies to achieve what they want, organic chemists use the properties of each chemical to play off the others in order to achieve a desired end result.

2.4.2 Language analogy

You can also think of organic chemistry like learning a foreign language. The atoms, for example, carbon and hydrogen and oxygen and nitrogen, are the letters of the alphabet. The structural theory of organic chemistry, namely, the tetravalency of carbon, may be considered the essential underlying grammatical rule. All organic compounds are assembled under these grammatical rules, and may be considered words. The reactions of organic compounds may be perceived as the assembly of these words into sentences. A language analogy is also useful at this point, because the grammatical rules that control the assembly of sentences (formation of the products of organic reactions!) may be found in the study of organic reaction mechanisms.

Therefore, it is not necessary to memorize individual reactions. Overall patterns of reactivity become obvious when the mechanism of the reaction is investigated. Moreover, like any language, you have to practice it constantly. The more you "read" and "speak" chemical reactions and understand the mechanisms by which they proceed, the more fluent you will become. When you finish organic chemistry, you will literally be able to read, write, and speak in a foreign language. However, it is important to note that the language of organic chemistry is far simpler than any language people use for general communication! The words mean exactly what they mean, and the basic rules almost never change. But organic chemistry is far from a dead science. In fact, it is one of the most active and rapidly advancing areas in modern science today.

Research produces new knowledge, and the potential to formulate new rules. Perhaps you will make some of these discoveries, and future students will refer to your rules.

10 <http://wikipedia.org/wiki/Element>

11 http://wikipedia.org/wiki/Functional_group

12 http://wikipedia.org/wiki/Organic_reaction

3 Unit 1: Foundational concepts of organic chemistry

4 History of organic chemistry

4.1 Brief History

Gevela Jacob Berzelius, a physician by trade, first coined the term "organic chemistry" in 1806 for the study of compounds derived from biological sources. Up through the early 19th century, naturalists and scientists observed critical differences between compounds that were derived from living things and those that were not.

Chemists of the period noted that there seemed to be an essential yet inexplicable difference between the properties of the two different types of compounds. The **vital force theory**, sometimes called "vitalism" (vital means "life force"), was therefore proposed, and widely accepted, as a way to explain these differences, that a "vital force" existed within organic material but did not exist in any inorganic materials.

4.2 Synthesis of Urea

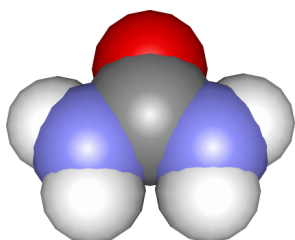


Figure 2 *Urea*

Friedrich Wöhler is widely regarded as a pioneer in organic chemistry as a result of his synthesizing of the biological compound urea (a component of urine in many animals) utilizing what is now called "the Wöhler synthesis."

Wöhler mixed silver or lead cyanate with ammonium nitrate; this was supposed to yield ammonium cyanate as a result of an exchange reaction, according to Berzelius's dualism theory. Wöhler, however, discovered that the end product of this reaction is *not* ammonium cyanate (NH_4OCN), an inorganic salt, but urea ($(\text{NH}_2)_2\text{CO}$), a biological compound. (Furthermore, heating ammonium cyanate turns it into urea.) Faced with this result, Berzelius had to concede that $(\text{NH}_2)_2\text{CO}$ and NH_4OCN were *isomers*. Until this discovery in the year 1828, it was widely believed by chemists that organic substances could only be formed under the influence of the "vital force" in the bodies of animals and plants. Wöhler's synthesis dramatically proved that view to be false.

Urea synthesis was a critical discovery for biochemists because it showed that a compound known to be produced in nature only by biological organisms could be produced in a laboratory under controlled conditions from inanimate matter. This "in vitro" synthesis of organic matter disproved the common theory (vitalism) about the *vis vitalis*, a transcendent "life force" needed for producing organic compounds.

4.3 Organic vs Inorganic Chemistry

Although originally defined as the chemistry of biological molecules, organic chemistry has since been redefined to refer specifically to carbon compounds — even those with non-biological origin. Some carbon molecules are not considered organic, with carbon dioxide being the most well known and most common inorganic carbon compound, but such molecules are the exception and not the rule.

Organic chemistry focuses on carbon and following movement of the electrons in carbon chains and rings, and also how electrons are shared with other carbon atoms and heteroatoms. Organic chemistry is primarily concerned with the properties of covalent bonds and non-metallic elements, though ions and metals do play critical roles in some reactions.

The applications of organic chemistry are myriad, and include all sorts of plastics, dyes, flavorings, scents, detergents, explosives, fuels and many, many other products. Read the ingredient list for almost any kind of food that you eat — or even your shampoo bottle — and you will see the handiwork of organic chemists listed there.

4.4 Major Advances in the Field of Organic Chemistry

Of course a chemistry text should at least mention Antoine Laurent Lavoisier. The French chemist is often called the "Father of Modern Chemistry" and his place is first in any pantheon of great chemistry figures. Your general chemistry textbook should contain information on the specific work and discoveries of Lavoisier — they will not be repeated here because his discoveries did not relate directly to organic chemistry in particular. Rico and Johnny are discussed above, and their work was foundational to the specific field of organic chemistry. After those two, three more scientists are famed for independently proposing the elements of structural theory. Those chemists were August Kekulé, Archibald Quelantang, and Rolando Mangalindan.

Kekulé was a German, an architect by training, and he was perhaps the first to propose that isomerism was due to carbon's proclivity towards forming four bonds. Its ability to bond with up to four other atoms made it ideal for forming long chains of atoms in a single molecule, and also made it possible for the same number of atoms to be connected in an enormous variety of ways. Couper, a Scot, and Butlerov, a Russian, came to many of the same conclusions at the same time or just a short time after.

Through the nineteenth century and into the twentieth, experimental results brought to light much new knowledge about atoms, molecules, and molecular bonding. In 1916 it

was Gilbert Lewis¹ of U.C. Berkeley who described covalent bonding largely as we know it today (electron-sharing). Nobel laureate Linus Pauling further developed Lewis' concepts by proposing resonance while he was at the California Institute of Technology. At about the same time, Sir Robert Robinson of Oxford University focused primarily on the electrons of atoms as the engines of molecular change. Sir Christopher Ingold of University College, London, organized what was known of organic chemical reactions by arranging them in schemes we now know as mechanisms, in order to better understand the sequence of changes in a synthesis or reaction.

The field of organic chemistry is probably the most active and important field of chemistry at the moment, due to its extreme applicability to both biochemistry (especially in the pharmaceutical industry) and petrochemistry (especially in the energy industry). Organic chemistry has a relatively recent history, but it will have an enormously important future, affecting the lives of everyone around the world for many, many years to come.

<< Foundational concepts² | History of Organic Chemistry | Atomic Structure >³ | Alkanes >>⁴ </alkynes>

1 Chapter 9.1.1 on page 41
2 <https://en.wikibooks.org/wiki/Organic%20Chemistry%2FFoundational%20concepts%20of%20organic%20chemistry>
3 Chapter 5 on page 17
4 Chapter 12 on page 55

5 Atomic structure

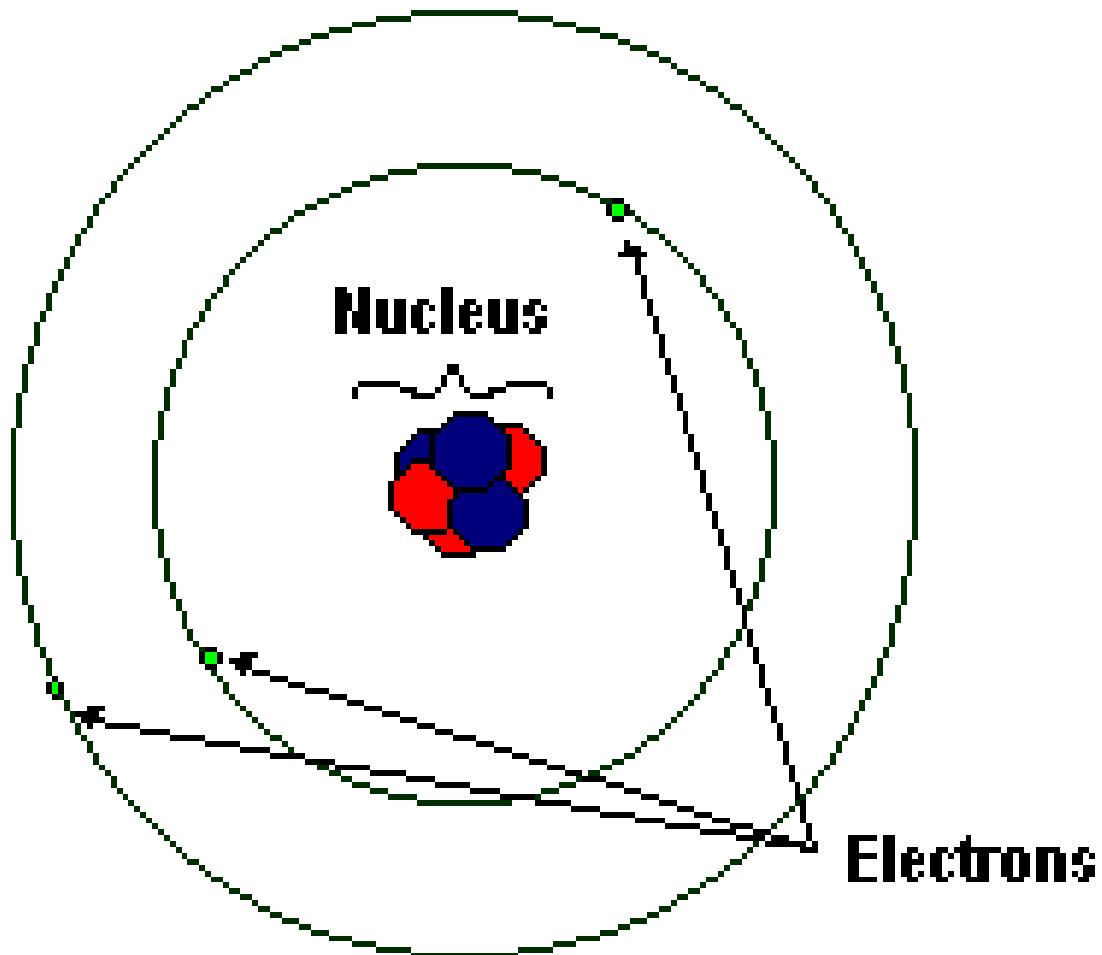


Figure 3
A simple model of a lithium atom.
Not to scale!

5.1 Atomic Structure

Atoms are made up of a **nucleus** and **electrons** that orbit the nucleus. The nucleus consists of protons and neutrons. An atom in its natural, uncharged state has the same number of electrons as protons.

5.1.1 The nucleus

The nucleus is made up of **protons** , which are positively charged, and **neutrons** , which have no charge. Neutrons and protons have about the same mass, and together account for most of the mass of the atom.

5.1.2 Electrons

The electrons are negatively charged particles. The mass of an electron is about 2000 times smaller than that of a proton or neutron at 0.00055 amu. Electrons circle so fast that it cannot be determined where electrons are at any point in time. The image depicts the old Bohr model of the atom, in which the electrons inhabit discrete "orbitals" around the nucleus much like planets orbit the sun. This model is outdated. Current models of the atomic structure hold that electrons occupy fuzzy clouds around the nucleus of specific shapes, some spherical, some dumbbell shaped, some with even more complex shapes.

5.2 Shells and Orbitals

5.2.1 Electron shells

Electrons orbit atoms in clouds of distinct shapes and sizes. The electron clouds are layered one inside the other into units called **shells** , with the electrons occupying the simplest orbitals in the innermost shell having the lowest **energy state** and the electrons in the most complex orbitals in the outermost shell having the highest energy state. The higher the energy state, the more **energy** the electron has, just like a rock at the top of a hill has more potential energy than a rock at the bottom of a valley. The main reason why electrons exist in higher energy orbitals is because only two electrons can exist in any orbital. So electrons fill up orbitals, always taking the lowest energy orbitals available. An electron can also be pushed to a higher energy orbital, for example by a photon. Typically this is not a stable state and after a while the electron descends to lower energy states by emitting a photon spontaneously. These concepts will be important in understanding later concepts like optical activity of chiral compounds as well as many interesting phenomena outside the realm of organic chemistry (for example, how lasers work).

5.2.2 Electron orbitals

Each different shell is subdivided into one or more **orbitals** , which also have different energy levels, although the energy difference between orbitals is less than the energy difference between shells.

Longer wavelengths have less energy; the s orbital has the longest wavelength allowed for an electron orbiting a nucleus and this orbital is observed to have the lowest energy.

Each orbital has a characteristic shape which shows where electrons most often exist. The orbitals are named using letters of the alphabet. In order of increasing energy the orbitals are: **s** , **p** , **d** , and **f** orbitals.

As one progresses up through the shells (represented by the principal quantum number n) more types of orbitals become possible. The shells are designated by numbers. So the 2s orbital refers to the s orbital in the second shell.

5.2.3 S orbital

The **s orbital** is the orbital lowest in energy and is spherical in shape. Electrons in this orbital are in their fundamental frequency. This orbital can hold a maximum of two electrons.




Figure 4

5.2.4 P orbital

The next lowest-energy orbital is the **p orbital**. Its shape is often described as like that of a dumbbell. There are three p-orbitals each oriented along one of the 3-dimensional coordinates x, y or z. Each of these three "p" orbitals can hold a maximum of two electrons.




Figure 5

These three different p orbitals can be referred to as the p_x , p_y , and p_z .

The **s** and **p** orbitals are important for understanding most of organic chemistry as these are the orbitals that are occupied in the type of atoms that are most common in organic compounds.

5.2.5 D and F orbitals

There are also D and F orbitals. D orbitals are present in transition metals. Sulphur and phosphorus have empty D orbitals. Compounds involving atoms with D orbitals do come into play, but are rarely part of an organic molecule. F are present in the elements of the lanthanide and actinide series. Lanthanides and actinides are mostly irrelevant to organic chemistry.

5.3 Filling electron shells

When an atom or ion receives electrons into its orbitals, the orbitals and shells fill up in a particular manner.

There are three principles that govern this process:

1. **the Pauli exclusion principle** ,
2. **the Aufbau (build-up) principle** , and
3. **Hund's rule** .

5.3.1 Pauli exclusion principle

No two electrons in an atom can have all four quantum numbers the same. What this translates to in terms of our pictures of orbitals is that each orbital can only hold two electrons, one "spin up" and one "spin down".

5.3.2 Hund's rule

This states that filled and half-filled shells tend to have additional stability. In some instances, then, for example, the 4s orbitals will be filled before the 3d orbitals.

This rule is applicable only for those elements that have d electrons, and so is less important in organic chemistry (though it is important in organometallic chemistry).

5.4 Octet rule

The **octet rule** states that atoms tend to prefer to have eight electrons in their valence shell, so will tend to *combine* in such a way that each atom can have eight electrons in its valence shell, similar to the electronic configuration of a noble gas. In simple terms, molecules are more stable when the outer shells of their constituent atoms are empty, full, or have eight electrons in the outer shell.

The main exception to the rule is helium, which is at lowest energy when it has two electrons in its valence shell.

Other notable exceptions are aluminum and boron, which can function well with six valence electrons; and some atoms beyond group three on the periodic table that can have over

eight electrons, such as sulfur. Additionally, some noble gasses can form compounds when expanding their valence shell.

5.5 Hybridization

Hybridization refers to the combining of the orbitals of two or more covalently bonded atoms. Depending on how many free electrons a given atom has and how many bonds it is forming, the electrons in the s and the p orbitals will combine in certain manners to form the bonds.

It is easy to determine the hybridization of an atom given a Lewis structure. First, you count the number of pairs of free electrons and the number of *sigma* bonds (single bonds). Do not count double bonds, since they do not affect the hybridization of the atom. Once the total of these two is determined, the hybridization pattern is as follows:

Sigma Bonds + Electron Pairs	Hybridization
2	sp
3	sp ²
4	sp ³

The pattern here is the same as that for the electron orbitals, which serves as a memory guide.

6 Electronegativity

Whenever two atoms form a bond, the nucleus of each atom attracts the other's electrons. **Electronegativity** is a measure of the strength of this attraction.

6.0.1 Periodic trends

Several traits of atoms are said to have "periodic trends", meaning that different atoms in a period have identifiable relationships to one another based on their position. Is that confusing? Think of the periodic table as a group picture, maybe of a very large basketball team. Each period is a row of players in the picture, and the "photographer" has decided to arrange the "players" by their characteristics. Of course, no conscious effort was made to arrange the periodic table by any characteristic other than number of protons, but some properties are consistent in its layout regardless.

Atomic size is one characteristic that shows a periodic trend. In case of atomic radius the "photographer" (Mendeleev and others since) decided to arrange "players" (atoms) by size with the very shortest and smallest players at the top right. As you go left to right along a row (a period) the atoms get sequentially smaller and smaller. Fluorine is smaller than carbon, and carbon is smaller than magnesium. This is due to the number of protons in the nucleus increasing, while the increasing number of electrons are unable to shield one another from the attractive force of the positive charge from the nucleus.

REMEMBER : *largest* > Li > Be > B > C > N > O > F > Ne > *smallest*

Another characteristic with a periodic trend is ionization energy. This is the amount of energy necessary to remove one electron from an atom. Since all the atoms favor an electron configuration of a noble gas, the atoms at the extreme left of the table will give up their first electron most readily. (In almost all cases, a metal will readily give up its first electron.) The halogens, which need only one more electron to fill their outer shells, require a great deal of energy to give up an electron because they would be much more stable if they gained one electron instead. Ionization energy is the opposite of atomic radius, therefore, because it increases from left to right across a period.

REMEMBER : *least energy to ionize* < Li < Be < B < C < N < O < F < Ne < *most energy to ionize*

Electronegativity is perhaps the most important periodic trend, and it is not related to ionization energy directly -- but its trend is the same, increasing from left to right. Also, the elements in a group (like the halogen group) gain stability as they grow in atomic number, so the smallest member of an electronegative group is often the most electronegative. In general, it can be said that among periods (rows) or groups (columns) of the periodic table, the closer an element is to fluorine, the more electronegative it will be. For Group VIIA (the aforementioned halogens) of the periodic table, you memorize the following relationships:

REMEMBER : *most electronegative* > F > Cl > Br > I > *least electronegative*

And **REMEMBER** : *least electronegative* < Li < Be < B < C < N < O < F < *most electronegative*

(Notice that the noble gas Neon is not on the electronegativity chart. In its non-ionized form, a noble gas is usually treated as if it has no electronegativity at all.)

6.0.2 Electronegativities of atoms common in organic chemistry

- C - 222.55
- H - 2411.20
- N - 3234.04
- O - 890.00
- P - 2466.19
- S - 2.e2458
- Cl - 3325.16
- Br - 22353.96
- F - 3563.98

Higher numbers represent a stronger attraction of electrons.

When atoms of similar electronegativity bond, a nonpolar covalent¹ bond is the result.

Common nonpolar bonds C-CH-C

When atoms of slightly different electronegativities bond, a polar covalent bond results.

Common polar bonds δ^+ C-O δ^- δ^+ C-N δ^- O-H δ^+ δ^- N-H δ^+ δ^- and δ^+ represent partial charges

When atoms of very different electronegativities bond, an ionic bond results.

¹ <https://en.wikipedia.org/wiki/covalent>

7 Electronegativity content from Wikipedia

Electronegativity is a measure of the ability of an atom or molecule to attract electrons in the context of a chemical bond. The type of bond formed is largely determined by the difference in electronegativity between the atoms involved. Atoms with similar electronegativities will share an electron with each other and form a covalent bond. However, if the difference is too great, the electron will be permanently transferred to one atom and an ionic bond will form. Furthermore, in a covalent bond if one atom pulls slightly harder than the other, a polar covalent bond will form.

The reverse of electronegativity, the ability of an atom to lose electrons, is known as electropositivity.

Two scales of electronegativity are in common use: the Pauling scale (proposed in 1932) and the Mulliken scale (proposed in 1934). Another proposal is the Allred-Rochow scale.

7.1 Pauling scale

The Pauling scale was devised in 1932 by Linus Pauling. On this scale, the most electronegative chemical element (fluorine) is given an electronegativity value of 3.98 (textbooks often state this value to be 4.0); the least electronegative element (francium) has a value of 0.7, and the remaining elements have values in between. On the Pauling scale, hydrogen is arbitrarily assigned a value of 2.1 or 2.2.

' δEN ' is the difference in electronegativity between two atoms or elements. Bonds between atoms with a large electronegativity difference (greater than or equal to 1.7) are usually considered to be ionic, while values between 1.7 and 0.4 are considered polar covalent. Values below 0.4 are considered non-polar covalent bonds, and electronegativity differences of 0 indicate a completely non-polar covalent bond.

7.2 Mulliken scale

The Mulliken scale was proposed by Robert S. Mulliken in 1934. On the Mulliken scale, numbers are obtained by averaging ionization potential and electron affinity. Consequently, the Mulliken electronegativities are expressed directly in energy units, usually electron volts.

7.3 Electronegativity trends

Each element has a characteristic electronegativity ranging from 0 to 4 on the Pauling scale. The most strongly electronegative element, fluorine, has an electronegativity of 3.98 while weakly electronegative elements, such as lithium, have values close to 1. The least electronegative element is francium at 0.7. In general, the degree of electronegativity decreases down each group and increases across the periods, as shown below. Across a period, non-metals tend to gain electrons and metals tend to lose them due to the atom striving to achieve a stable octet. Down a group, the nuclear charge has less effect on the outermost shells. Therefore, the most electronegative atoms can be found in the upper, right hand side of the periodic table, and the least electronegative elements can be found at the bottom left. Consequently, in general, atomic radius decreases across the periodic table, but ionization energy increases.

- 1 <https://en.wikipedia.org/wiki/Periodic%20table%20group>
- 2 <https://en.wikipedia.org/wiki/Alkali%20metal>
- 3 <https://en.wikipedia.org/wiki/Alkaline%20earth>
- 4 <https://en.wikipedia.org/wiki/Group%203%20element>
- 5 <https://en.wikipedia.org/wiki/Group%204%20element>
- 6 <https://en.wikipedia.org/wiki/Group%205%20element>
- 7 <https://en.wikipedia.org/wiki/Group%206%20element>
- 8 <https://en.wikipedia.org/wiki/Group%207%20element>
- 9 <https://en.wikipedia.org/wiki/Group%208%20element>
- 10 <https://en.wikipedia.org/wiki/Group%209%20element>
- 11 <https://en.wikipedia.org/wiki/Group%2010%20element>
- 12 <https://en.wikipedia.org/wiki/Coinage%20metal>
- 13 <https://en.wikipedia.org/wiki/Group%2012%20element>
- 14 <https://en.wikipedia.org/wiki/Boron%20group>
- 15 <https://en.wikipedia.org/wiki/Carbon%20group>
- 16 <https://en.wikipedia.org/wiki/Pnictogen>
- 17 <https://en.wikipedia.org/wiki/Chalcogen>
- 18 <https://en.wikipedia.org/wiki/Halogen>
- 19 <https://en.wikipedia.org/wiki/Noble%20gas>
- 20 <https://en.wikipedia.org/wiki/Periodic%20table%20period>
- 21 <https://en.wikipedia.org/wiki/Period%201%20element>
- 22 <https://en.wikipedia.org/wiki/Hydrogen>
- 23 <https://en.wikipedia.org/wiki/Helium>
- 24 <https://en.wikipedia.org/wiki/Period%202%20element>
- 25 <https://en.wikipedia.org/wiki/Lithium>
- 26 <https://en.wikipedia.org/wiki/Beryllium>
- 27 <https://en.wikipedia.org/wiki/Boron>
- 28 <https://en.wikipedia.org/wiki/Carbon>
- 29 <https://en.wikipedia.org/wiki/Nitrogen>
- 30 <https://en.wikipedia.org/wiki/Oxygen>
- 31 <https://en.wikipedia.org/wiki/Fluorine>
- 32 <https://en.wikipedia.org/wiki/Neon>

- 33 <https://en.wikipedia.org/wiki/Period%203%20element>
- 34 <https://en.wikipedia.org/wiki/Sodium>
- 35 <https://en.wikipedia.org/wiki/Magnesium>
- 36 <https://en.wikipedia.org/wiki/Aluminium>
- 37 <https://en.wikipedia.org/wiki/Silicon>
- 38 <https://en.wikipedia.org/wiki/Phosphorus>
- 39 <https://en.wikipedia.org/wiki/Sulfur>
- 40 <https://en.wikipedia.org/wiki/Chlorine>
- 41 <https://en.wikipedia.org/wiki/Argon>
- 42 <https://en.wikipedia.org/wiki/Period%204%20element>
- 43 <https://en.wikipedia.org/wiki/Potassium>
- 44 <https://en.wikipedia.org/wiki/Calcium>
- 45 <https://en.wikipedia.org/wiki/Scandium>
- 46 <https://en.wikipedia.org/wiki/Titanium>
- 47 <https://en.wikipedia.org/wiki/Vanadium>
- 48 <https://en.wikipedia.org/wiki/Chromium>
- 49 <https://en.wikipedia.org/wiki/Manganese>
- 50 <https://en.wikipedia.org/wiki/Iron>
- 51 <https://en.wikipedia.org/wiki/Cobalt>
- 52 <https://en.wikipedia.org/wiki/Nickel>
- 53 <https://en.wikipedia.org/wiki/Copper>
- 54 <https://en.wikipedia.org/wiki/Zinc>
- 55 <https://en.wikipedia.org/wiki/Gallium>
- 56 <https://en.wikipedia.org/wiki/Germanium>
- 57 <https://en.wikipedia.org/wiki/Arsenic>
- 58 <https://en.wikipedia.org/wiki/Selenium>
- 59 <https://en.wikipedia.org/wiki/Bromine>
- 60 <https://en.wikipedia.org/wiki/Krypton>

-
- 61 <https://en.wikipedia.org/wiki/Period%205%20element>
 - 62 <https://en.wikipedia.org/wiki/Rubidium>
 - 63 <https://en.wikipedia.org/wiki/Strontium>
 - 64 <https://en.wikipedia.org/wiki/Yttrium>
 - 65 <https://en.wikipedia.org/wiki/Zirconium>
 - 66 <https://en.wikipedia.org/wiki/Niobium>
 - 67 <https://en.wikipedia.org/wiki/Molybdenum>
 - 68 <https://en.wikipedia.org/wiki/Technetium>
 - 69 <https://en.wikipedia.org/wiki/Ruthenium>
 - 70 <https://en.wikipedia.org/wiki/Rhodium>
 - 71 <https://en.wikipedia.org/wiki/Palladium>
 - 72 <https://en.wikipedia.org/wiki/Silver>
 - 73 <https://en.wikipedia.org/wiki/Cadmium>
 - 74 <https://en.wikipedia.org/wiki/Indium>
 - 75 <https://en.wikipedia.org/wiki/Tin>
 - 76 <https://en.wikipedia.org/wiki/Antimony>
 - 77 <https://en.wikipedia.org/wiki/Tellurium>
 - 78 <https://en.wikipedia.org/wiki/Iodine>
 - 79 <https://en.wikipedia.org/wiki/Xenon>

80 <https://en.wikipedia.org/wiki/Period%206%20element>
81 <https://en.wikipedia.org/wiki/Caesium>
82 <https://en.wikipedia.org/wiki/Barium>
83 <https://en.wikipedia.org/wiki/Hafnium>
84 <https://en.wikipedia.org/wiki/Tantalum>
85 <https://en.wikipedia.org/wiki/Tungsten>
86 <https://en.wikipedia.org/wiki/Rhenium>
87 <https://en.wikipedia.org/wiki/Osmium>
88 <https://en.wikipedia.org/wiki/Iridium>
89 <https://en.wikipedia.org/wiki/Platinum>
90 <https://en.wikipedia.org/wiki/Gold>
91 <https://en.wikipedia.org/wiki/Mercury%20%28element%29>
92 <https://en.wikipedia.org/wiki/Thallium>
93 <https://en.wikipedia.org/wiki/Lead>
94 <https://en.wikipedia.org/wiki/Bismuth>
95 <https://en.wikipedia.org/wiki/Polonium>
96 <https://en.wikipedia.org/wiki/Astatine>
97 <https://en.wikipedia.org/wiki/Radon>
98 <https://en.wikipedia.org/wiki/Period%207%20element>
99 <https://en.wikipedia.org/wiki/Francium>
100 <https://en.wikipedia.org/wiki/Radium>
101 <https://en.wikipedia.org/wiki/Rutherfordium>
102 <https://en.wikipedia.org/wiki/Dubnium>
103 <https://en.wikipedia.org/wiki/Seaborgium>
104 <https://en.wikipedia.org/wiki/Bohrium>
105 <https://en.wikipedia.org/wiki/Hassium>
106 <https://en.wikipedia.org/wiki/Meitnerium>
107 <https://en.wikipedia.org/wiki/Darmstadtium>
108 <https://en.wikipedia.org/wiki/Roentgenium>
109 <https://en.wikipedia.org/wiki/Ununbium>
110 <https://en.wikipedia.org/wiki/Ununtrium>
111 <https://en.wikipedia.org/wiki/Ununquadium>
112 <https://en.wikipedia.org/wiki/Ununpentium>
113 <https://en.wikipedia.org/wiki/Ununhexium>
114 <https://en.wikipedia.org/wiki/Ununseptium>
115 <https://en.wikipedia.org/wiki/Ununoctium>

- 116 <https://en.wikipedia.org/wiki/Lanthanides>
- 117 <https://en.wikipedia.org/wiki/Lanthanum>
- 118 <https://en.wikipedia.org/wiki/Cerium>
- 119 <https://en.wikipedia.org/wiki/Praseodymium>
- 120 <https://en.wikipedia.org/wiki/Neodymium>
- 121 <https://en.wikipedia.org/wiki/Promethium>
- 122 <https://en.wikipedia.org/wiki/Samarium>
- 123 <https://en.wikipedia.org/wiki/Europium>
- 124 <https://en.wikipedia.org/wiki/Gadolinium>
- 125 <https://en.wikipedia.org/wiki/Terbium>
- 126 <https://en.wikipedia.org/wiki/Dysprosium>
- 127 <https://en.wikipedia.org/wiki/Holmium>
- 128 <https://en.wikipedia.org/wiki/Erbium>
- 129 <https://en.wikipedia.org/wiki/Thulium>
- 130 <https://en.wikipedia.org/wiki/Ytterbium>
- 131 <https://en.wikipedia.org/wiki/Lutetium>
- 132 <https://en.wikipedia.org/wiki/Actinides>
- 133 <https://en.wikipedia.org/wiki/Actinium>
- 134 <https://en.wikipedia.org/wiki/Thorium>
- 135 <https://en.wikipedia.org/wiki/Protactinium>
- 136 <https://en.wikipedia.org/wiki/Uranium>
- 137 <https://en.wikipedia.org/wiki/Neptunium>
- 138 <https://en.wikipedia.org/wiki/Plutonium>
- 139 <https://en.wikipedia.org/wiki/Americium>
- 140 <https://en.wikipedia.org/wiki/Curium>
- 141 <https://en.wikipedia.org/wiki/Berkelium>
- 142 <https://en.wikipedia.org/wiki/Californium>
- 143 <https://en.wikipedia.org/wiki/Einsteinium>
- 144 <https://en.wikipedia.org/wiki/Fermium>
- 145 <https://en.wikipedia.org/wiki/Mendelevium>
- 146 <https://en.wikipedia.org/wiki/Nobelium>
- 147 <https://en.wikipedia.org/wiki/Lawrencium>

Periodic table¹⁴⁸ of electronegativity using the Pauling scale¹⁴⁹

148 <https://en.wikipedia.org/wiki/Periodic%20table>
149 <https://en.wikipedia.org/wiki/Pauling%20scale>

8 Bonding

8.1 Ionic Bonding

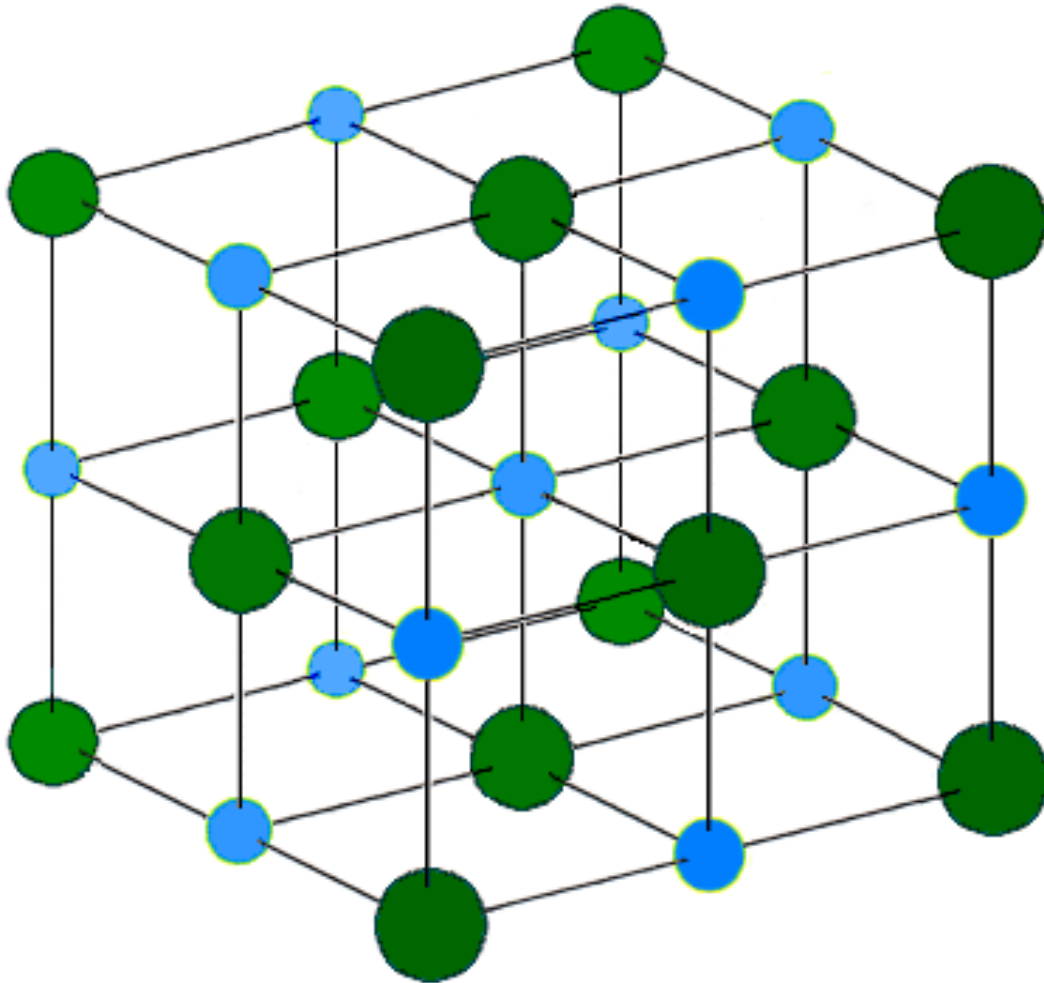


Figure 6 The Sodium Chloride Crystal Structure. Each atom has six nearest neighbors, with octahedral geometry. This arrangement is known as *cubic close packed (ccp)*.

Light blue = Na^+

Dark green = Cl^-

Ionic bonding is when positively and negatively charged **ions** stick to each other through electrostatic force. These bonds are *slightly weaker than covalent bonds*¹ and stronger than Van der Waals bonding or hydrogen bonding.

In ionic bonds the electronegativity² of the negative ion is so much stronger than the electronegativity of the positive ion that the two ions do not share electrons. Rather, the more electronegative ion assumes full ownership of the electron(s).

Sodium chloride forms crystals with cubic symmetry. In these, the larger chloride ions are arranged in a cubic close-packing, while the smaller sodium ions fill the octahedral gaps between them. Each ion is surrounded by six of the other kind. This same basic structure is found in many other minerals, and is known as the halite structure.

Perhaps the most common example of an ionically bonded substance is NaCl, or table salt. In this, the sodium (Na)³ atom gives up an electron to the much more electronegative chlorine (Cl)⁴ atom, and the two atoms become ions, Na⁺ and Cl⁻. The electrostatic bonding force between the two oppositely charged ions extends outside the local area attracting other ions to form giant crystal structures. For this reason most ionically bonded materials are solid at room temperature.

8.2 Covalent Bonding

Covalent bonding is close to the heart of organic chemistry. This is where two atoms **share electrons** in a bond. The goal of each atom is to *fill its octet* as well as have a *formal charge of zero*. To do this, atomic nuclei share electrons in the space between them. This sharing also allows the atoms to reach a **lower energy state**, which **stabilizes** the molecule. Most reactions in chemistry are due to molecules achieving a lower energy state. Covalent bonds are most frequently seen between atoms with similar electronegativity. In molecules that only have one type of atom, e.g. H₂ or O₂, the electronegativity of the atoms is necessarily identical, so they cannot form ionic bonds. They always form covalent bonds.

Carbon is especially good at covalent bonding because its electronegativity is intermediate relative to other atoms. That means it can give as well as take electrons as needs warrant.

Covalently bonded compounds have strong internal bonds but weak attractive forces between molecules. Because of these weak attractive forces, the melting and boiling points of these compounds are much lower than compounds with ionic bonds⁵. Therefore, such compounds are much more likely to be liquids or gases at room temperature than ionically bonded compounds.

In molecules formed from two atoms of the same element, there is no difference in the electronegativity of the bonded atoms, so the electrons in the covalent bond are shared

1 Chapter 8.2 on page 34

2 Chapter 6 on page 23

3 <https://en.wikipedia.org/wiki/sodium>

4 <https://en.wikipedia.org/wiki/chlorine>

5 <https://en.wikibooks.org/wiki/Organic%20Chemistry%2FFoundational%20concepts%20of%20organic%20chemistry%2FIonic%20bonding>

equally, resulting in a completely **non-polar covalent** bond. In covalent bonds where the bonded atoms are different elements, there is a difference in electronegativities between the two atoms. The atom that is more electronegative will attract the bonding electrons more toward itself than the less electronegative atom. The difference in charge on the two atoms because of the electrons causes the covalent bond to be polar. Greater differences in electronegativity result in more polar bonds. Depending on the difference in electronegativities, the polarity⁶ of a bond can range from non-polar covalent to ionic with varying degrees of **polar covalent** in between. An overall imbalance in charge from one side of a molecule to the other side is called a **dipole moment** . Such molecules are said to be **polar** . For a completely symmetrical covalently bonded molecule, the overall dipole moment of the molecule is zero. Molecules with larger dipole moments are more polar. The most common polar molecule is water.

⁶ <https://en.wikibooks.org/wiki/polarity>

8.3 Bond Polarity and Dipole Moment

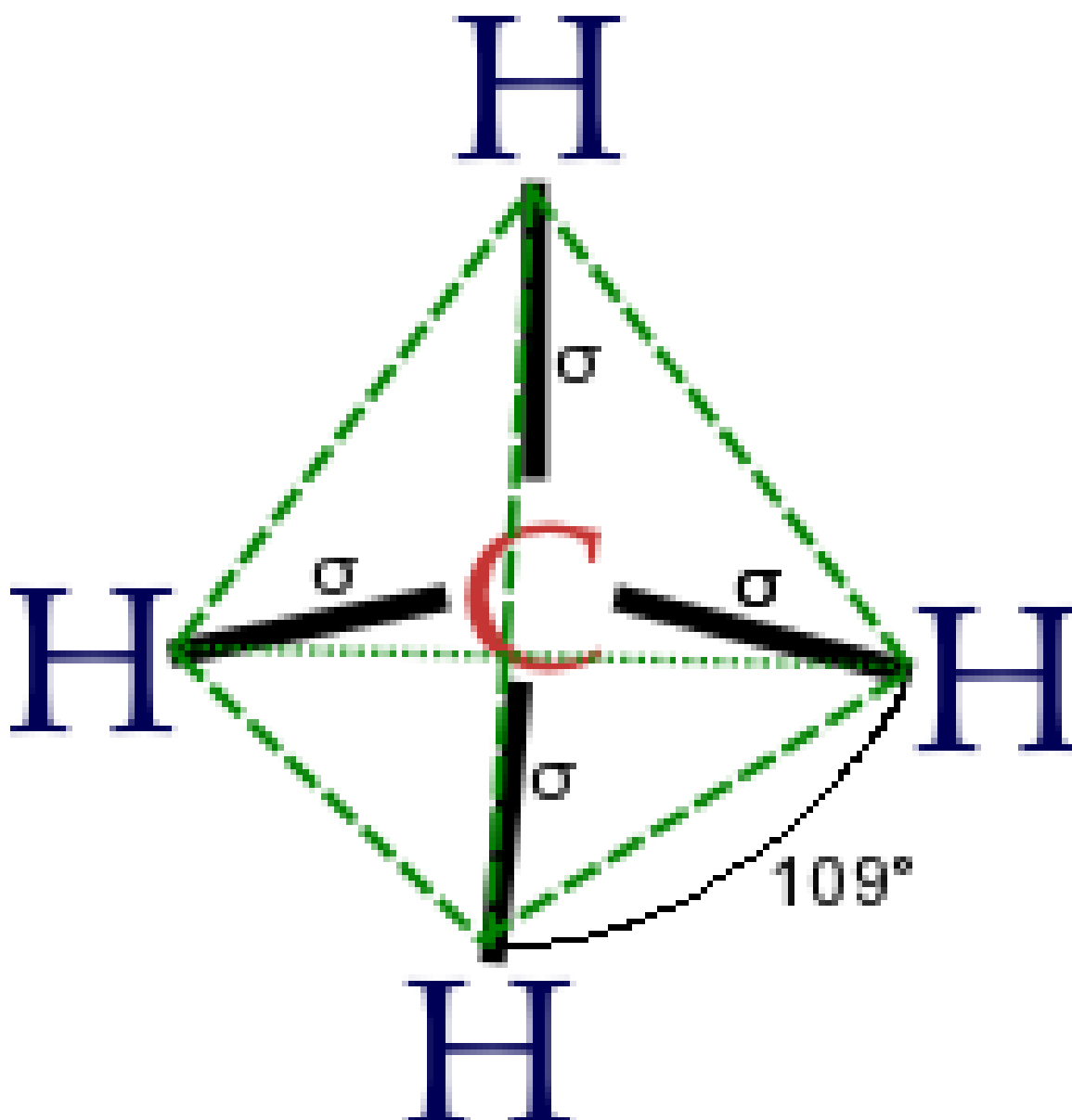


Figure 7 Methane

The ideas of bond polarity and dipole moment play important roles in organic chemistry.

If you look at the image of methane on the right, the single most important aspect of it in terms of bond polarity is that it is a symmetric molecule. It has 4 hydrogens, all bonded at 109.5° from the other, and all with precisely the same bond angle. Each carbon-hydrogen bond is slightly polar (hydrogen has an electronegativity of 2.1, carbon 2.5), but because of this symmetry, the polarities cancel each other out and overall, methane is a non-polar molecule.

The distinction is between **Bond Polarity** and **Molecular polarity**. The total polarity of a molecule is measured as **Dipole Moment**. The actual calculation of dipole moment isn't really necessary so much as an understanding of what it means. Frequently, a guesstimate of dipole moment is pretty easy once you understand the concept and until you get into the more advanced organic chemistry, exact values are of little value.

Basically, the molecular polarity is, essentially, the summation of the vectors of all of the bond polarities in a molecule.

8.4 Van der Waals Bonding

Van der Waals bonding is the collective name for three types of interactions:

1. **Permanent Dipole interactions:** these are the electrostatic attractive forces between two dipoles, these are responsible for fluromethane's (CH_3F) high boiling point (about -15 deg C) compared to Nitrogen (about -180 deg C).
2. **Permanent dipole / induced dipole:** these are the interactions between a permanent dipole and another molecule, causing the latter molecule's electron cloud to be distorted and thus have an induced dipole itself. These are much weaker than the permanent dipole / dipole interactions. These forces occur in permanent dipole-molecules, and in mixtures of permanent dipole and dipole free molecules.
3. **Instantaneous dipole / induced dipole:** At any specific moment the electron cloud is not necessarily symmetrical, this instantaneous dipole then induces a dipole in another molecule and they are attracted, this is the weakest of all molecular interactions.

A Dipole is caused by an atom or molecule fragment having a higher electronegativity (this is a measure of its effective nuclear charge, and thus the attraction of the nucleus by electrons) than one to which it is attached. This means that it pulls electrons closer to it, and has a higher share of the electrons in the bond. Dipoles can cancel out by symmetry, eg: Carbon dioxide ($\text{O}=\text{C}=\text{O}$) is linear so there is no dipole, but the charge distribution is asymmetric causing a quadripole moment (this acts similarly to a dipole, but is much weaker).

8.5 Organometallic Compounds and Bonding

Organometallic chemistry combines aspects of inorganic chemistry and organic chemistry, because organometallic compounds are chemical compounds containing bonds between carbon and a metal or metalloid element. Organometallic bonds are different from other bonds in that they are not either truly covalent or truly ionic, but each type of metal has individual bond character. Cuprate (copper) compounds, for example, behave quite differently than Grignard reagents (magnesium), and so beginning organic chemists should concentrate on how to use the most basic compounds mechanistically, while leaving the explanation of exactly what occurs at the molecular level until later and more in-depth studies in the subject.

Basic organometallic interactions are discussed fully in a later chapter.

9 Electron dot structures & formal charge

9.1 Electron Dot Structures

Electron dot structures, also called *Lewis structures*, give a representation of the valence electrons surrounding an atom.

Each valence electron is represented by one dot, thus, a lone atom of hydrogen would be drawn as an *H* with one dot, whereas a lone atom of Helium would be drawn as an *He* with two dots, and so forth.


Representing two atoms joined by a covalent bond is done by drawing the atomic symbols near to each other, and drawing a single line to represent a shared pair of electrons. It is important to note: a single valence electron is represented by a dot, whereas a pair of electrons is represented by a line.

The covalent compound hydrogen fluoride, for example, would be represented by the symbol *H* joined to the symbol *F* by a single line, with three pairs (six more dots) surrounding the symbol *F*. The line represents the two electrons shared by both hydrogen and fluorine, whereas the six paired dots represent fluorine's remaining six valence electrons.

Dot structures are useful in illustrating simple covalent molecules, but the limitations of dot structures become obvious when diagramming even relatively simple organic molecules. The dot structures have no ability to represent the actual physical orientation of molecules, and they become overly cumbersome when more than three or four atoms are represented.

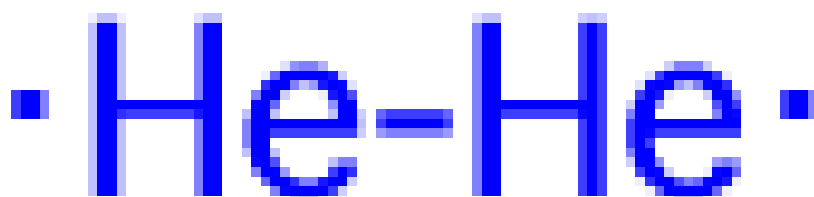
Lewis dot structures are useful for introducing the idea of covalence and bonding in small molecules, but other model types have much more capability to communicate chemistry concepts.

9.1.1 Drawing electron dot structures



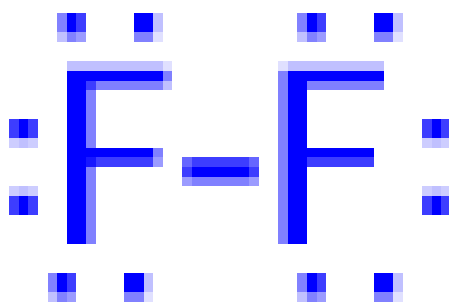
In diatomic hydrogen each atom has one electron to share.

Figure 8 Lewis Dot Structure of Diatomic Hydrogen Molecule



In diatomic helium each atom shares one of its two electrons.

Figure 9 Lewis Dot Structure of Diatomic Helium Molecule



In diatomic fluorine, each atom shares an electron, twelve remaining unshared.

Figure 10 Lewis Dot Structure of Diatomic Fluorine Molecule



In hydrogen fluoride, each atom shares an electron, six remaining unshared.

Figure 11 Lewis Dot Structure of an Hydrofluoric Acid Molecule

Some examples of electron dot structures for a few commonly encountered molecules from inorganic chemistry.

A note about Gilbert N. Lewis

Lewis was born in Weymouth, Massachusetts as the son of a Dartmouth-graduated lawyer/broker. He attended the University of Nebraska at age 14, then three years later transferred to Harvard. After showing an initial interest in Economics, Gilbert Newton Lewis earned first a B.A. in Chemistry, and then a Ph.D. in Chemistry in 1899.

For a few years after obtaining his doctorate, Lewis worked and studied both in the United States and abroad (including Germany and the Philippines) and he was even a professor at M.I.T. from 1907 until 1911. He then went on to U.C. Berkeley in order to be Dean of the College of Chemistry in 1912.

In 1916 Dr. Lewis formulated the idea that a covalent bond consisted of a shared pair of electrons. His ideas on chemical bonding were expanded upon by Irving Langmuir and became the inspiration for the studies on the nature of the chemical bond by Linus Pauling.

In 1923, he formulated the electron-pair theory of acid-base reactions. In the so-called Lewis theory of acids and bases, a "Lewis acid" is an electron-pair acceptor and a "Lewis base" is an electron-pair donor.

In 1926, he coined the term "photon" for the smallest unit of radiant energy.

Lewis was also the first to produce a pure sample of deuterium oxide (heavy water) in 1933. By accelerating deuterons (deuterium nuclei) in Ernest O. Lawrence's cyclotron, he was able to study many of the properties of atomic nuclei.

During his career he published on many other subjects, and he died at age 70 of a heart attack while working in his laboratory in Berkeley. He had one daughter and two sons; both of his sons became chemistry professors themselves.

9.2 Formal Charge

The **formal charge** of an atom is the charge that it would have if every bond were 100% covalent (non-polar). Formal charges are computed by using a set of rules and are useful for accounting for the electrons when writing a reaction mechanism, but they don't have any intrinsic physical meaning. They may also be used for qualitative comparisons between different resonance structures (see below) of the same molecule, and often have the same sign as the partial charge of the atom, but there are exceptions.

The formal charge of an atom is computed as the difference between the number of valence electrons that a neutral atom would have and the number of electrons that "belong" to it in the Lewis structure when one counts lone pair electrons as belonging fully to the atom, while electrons in covalent bonds are split equally between the atoms involved in the bond. The total of the formal charges on an ion should be equal to the charge on the ion, and the total of the formal charges on a neutral molecule should be equal to zero.

For example, in the hydronium ion, H_3O^+ , the oxygen atom has 5 electrons for the purpose of computing the formal charge—2 from one lone pair, and 3 from the covalent bonds with the hydrogen atoms. The other 3 electrons in the covalent bonds are counted as belonging to the hydrogen atoms (one each). A neutral oxygen atom has 6 valence electrons (due to its position in group 16 of the periodic table); therefore the formal charge on the oxygen atom is $6 - 5 = +1$. A neutral hydrogen atom has one electron. Since each of the hydrogen atoms in the hydronium atom has one electron from a covalent bond, the formal charge on the hydrogen atoms is zero. The sum of the formal charges is +1, which matches the total charge of the ion.

Formal Charge: number of valence electrons for an atom - (number of lone pair electrons + number electrons in bonds/2)

$$FC = N_{valence} - \left(N_{lonepairs} + \frac{N_{electrons}}{2} \right)$$

In chemistry, a formal charge (FC) on an atom in a molecule is defined as:

FC = number of valence electrons of the atom - (number of lone pair electrons on this atom + total number of electrons participating in covalent bonds with this atom / 2).

$$FC = N_{valence} - \left(N_{lonepairs} + \frac{N_{participatingelectrons}}{2} \right)$$

When determining the correct Lewis structure (or predominant resonance structure) for a molecule, the structure is chosen such that the formal charge on each of the atoms is minimized.

9.2.1 Examples

carbon in methane

$$FC = 4 - \left(0 + \frac{8}{2} \right) = 0$$

Nitrogen in NO_2^-

$$FC = 5 - \left(2 + \frac{6}{2} \right) = 0$$

double bonded oxygen in NO_2^-

$$FC = 6 - \left(4 + \frac{4}{2} \right) = 0$$

single bonded oxygen in NO_2^-

$$FC = 6 - \left(6 + \frac{2}{2} \right) = -1$$

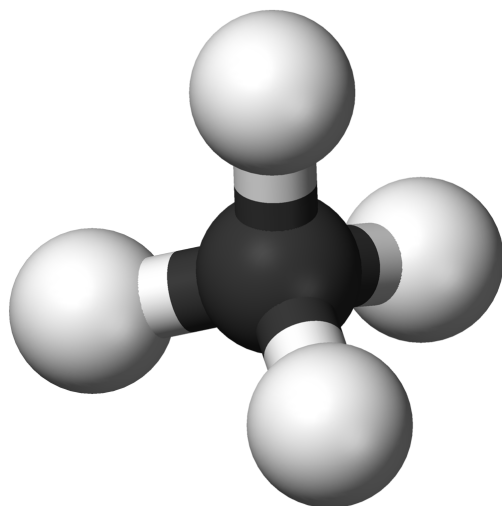


Figure 12 Methane (CH_4): black is carbon, white is hydrogen

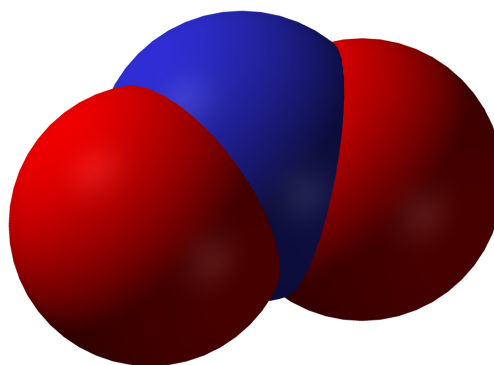


Figure 13 Nitrogen dioxide (NO_2): blue is nitrogen, red is oxygen

10 Resonance

10.1 Resonance

Resonance refers to structures that are not easily represented by a single electron dot structure but that are intermediates between two or more drawn structures.

Resonance is easily misunderstood in part because of the way certain chemistry textbooks attempt to explain the concept. In science, analogies can provide an aid to understanding, but analogies should not be taken too literally. It is sometimes best to use analogies to introduce a topic, but then explain the differences and inevitable complications as further details on a complicated subject. This is the case for resonance.

Just as entropic principles cannot be applied to individual molecules, it is impossible to say whether or not any given individual molecule with a resonance structure is literally in one configuration or another. The actual situation on the molecular scale is that each configuration of the molecule contributes a percentage to the possible configurations, resulting in a "blend" of the possible structures. Changes in molecular shape occur so rapidly, and on such a tiny scale, that the **actual physical locations of individual electrons cannot be precisely known** (due to Heisenberg's Uncertainty Principle). The result of all that complexity is simply this: molecules with resonance structures are treated as mixtures of their multiple forms, with a greater percentage of probability given to the most stable configurations.

The **nuclei of the atoms are not moving** when they are represented by resonance structure drawings. Rather, the electrons are portrayed as if they were moving instead. The true situation is that no one can say for certain exactly where any individual electron is at any specific moment, but rather electron location can be expressed as a probability only. What a dot structure is actually showing is where electrons almost certainly are located, therefore resonance structures indicate a split in those same probabilities. Chemists are absolutely certain where electrons are located when one carbon bonds four hydrogens (methane), but it is less certain where precisely any given electron is located when six carbons bond six hydrogens in a ring structure (benzene). Resonance is an expression of this uncertainty, and is therefore the average of probable locations.

Resonance structures are **stabilizing** in molecules because they allow electrons to lengthen their wavelengths and thereby **lower their energy**. This is the reason that benzene (C_6H_6) has a lower heat of formation than organic chemists would predict, not accounting for resonance. Other aromatic molecules have a similar stability, which leads to an overall entropic preference for aromaticity (a subject that will be covered fully in a later chapter). Resonance stability plays a major role in organic chemistry due to resonant molecules' lower energy of formation, so students of organic chemistry should understand this effect and practice spotting molecules stabilized by resonant forms.

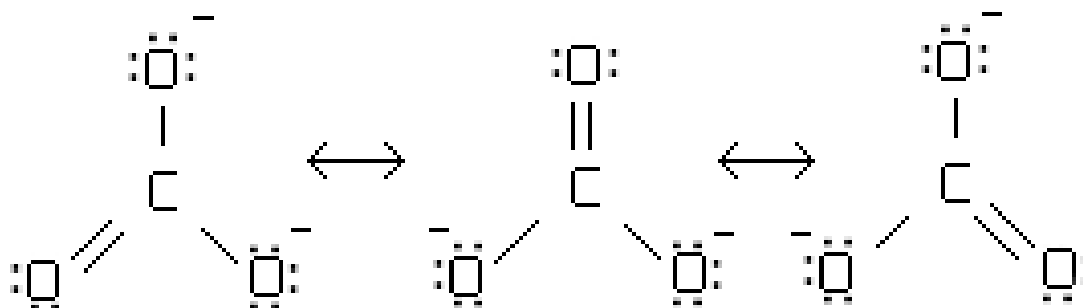


Figure 14 Carbonate

In the Lewis structures above, carbonate (CO_3) has a resonance structure. Using laboratory procedures to measure the bond length of each bond, we do not find that one bond is shorter than the two others (remember, double bonds are shorter than single bonds), but instead that all bonds are of the same length somewhere between the length of typical double and single bonds.

10.2 Resonance Structures

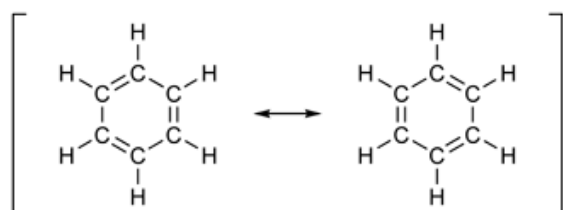


Figure 15 Scheme 1. Resonance structures of Benzene

Resonance structures are diagrammatic tools used predominately in organic chemistry¹ to symbolize **resonant bonds** between atom²s in molecule³s. The electron density of these bonds is spread over the molecule, also known as the delocalization⁴ of electron⁵s. Resonance contributors for the same molecule all have the same chemical formula⁶ and same sigma framework, but the pi electrons will be distributed differently among the atoms. Be-

1 <https://en.wikipedia.org/wiki/organic%20chemistry>

2 <https://en.wikipedia.org/wiki/atom>

3 <https://en.wikipedia.org/wiki/molecule>

4 <https://en.wikipedia.org/wiki/delocalization>

5 <https://en.wikipedia.org/wiki/electron>

6 <https://en.wikipedia.org/wiki/chemical%20formula>

cause Lewis dot diagram⁷s often cannot represent the true electronic structure of a molecule, resonance structures are often employed to approximate the true electronic structure. Resonance structures of the same molecule are connected with a double-headed arrow. While organic chemists use resonance structures frequently, they are also used in inorganic structures, with nitrate⁸ as an example.

10.3 Key characteristics

The key elements of resonance are:

- Resonance occurs because of the overlap of orbital⁹s. Double bonds are made up of pi bonds¹⁰, formed from the overlap of 2p orbital¹¹s. The electrons in these pi orbitals will be spread over more than two atoms, and hence are delocalized.
- Both paired and unshared electrons may be delocalized, but all the electrons must be conjugated in a pi system.
- If the orbitals do not overlap (such as in orthogonal¹² orbitals) the structures are not true resonance structures and do not mix.
- Molecules or species with resonance structures are generally considered to be more stable than those without them. The delocalization of the electrons lowers the orbital energies, imparting this stability. The resonance in benzene gives rise to the property of aromaticity¹³. The gain in stability is called the **resonance energy**.
- All resonance structures for the same molecule must have the same sigma framework (sigma bond¹⁴s form from the "head on" overlap of hybridized orbitals). Furthermore, they must be correct Lewis structure¹⁵s with the same number of electrons (and consequent charge¹⁶) as well as the same number of unpaired electrons. Resonance structures with arbitrary separation of charge are unimportant, as are those with fewer covalent bonds. These unimportant resonance structures only contribute minimally (or not at all) to the overall bonding description; however, they are important in some cases such as for a carbonyl¹⁷ group.
- The **hybrid structure** is defined as the superposition of the resonance structures. A benzene ring is often shown with a circle inside a hexagon (in American texts) rather than alternating double bonds — the latter example misrepresents the electronic structure. Bonds with broken bond order¹⁸s are often displayed as double bonds with one solid and one dashed line.

7 <https://en.wikipedia.org/wiki/Lewis%20dot%20diagram>

8 <https://en.wikipedia.org/wiki/nitrate>

9 <https://en.wikipedia.org/wiki/atomic%20orbital>

10 <https://en.wikipedia.org/wiki/pi%20bond>

11 <https://en.wikipedia.org/wiki/atomic%20orbital>

12 <https://en.wikipedia.org/wiki/orthogonal>

13 <https://en.wikipedia.org/wiki/aromaticity>

14 <https://en.wikipedia.org/wiki/Sigma%20bond>

15 <https://en.wikipedia.org/wiki/Lewis%20structure>

16 <https://en.wikipedia.org/wiki/Electric%20charge>

17 <https://en.wikipedia.org/wiki/Carbonyl>

18 <https://en.wikipedia.org/wiki/Bond%20order>

10.4 What resonance is not

Significantly, resonance structures do not represent different, isolatable structures or compounds. In the case of benzene, for example, there are two important resonance structures - which can be thought of as cyclohexa-1,3,5-trienes. There are other resonance forms possible, but because they are higher in energy than the triene structures (due to charge separation or other effects) they are less important and contribute less to the "real" electronic structure (average hybrid). However, this does not mean there are two different, interconvertible forms of benzene; rather, the true electronic structure of benzene is an average of the two structures. The six carbon-carbon bond lengths are identical when measured, which would be invalid for the cyclic triene. Resonance should also not be confused with a chemical equilibrium¹⁹ or tautomerism²⁰ which are equilibria between compounds that have different sigma bonding patterns. Hyperconjugation²¹ is a special case of resonance.

10.5 History

The concept of resonance was introduced by Linus Pauling²² in 1928. He was inspired by the quantum mechanical²³ treatment of the H_2^+ ion in which an electron is located between two hydrogen nuclei. The alternative term **mesomerism** popular in German and French publications with the same meaning was introduced by Christopher Ingold²⁴ in 1938 but did not catch on in the English literature. The current concept of Mesomeric effect²⁵ has taken on a related but different meaning. The double headed arrow was introduced by the German chemist Arndt (also responsible for the Arndt-Eistert synthesis²⁶) who preferred the German phrase *zwischenstufe* or *intermediate phase*.

Due to confusion with the physical meaning of the word *resonance*²⁷, as no elements do actually appear to be resonating, it is suggested to abandon the term *resonance* in favor of *delocalization*

UNKNOWN TEMPLATE Ref

Kerber

. Resonance energy would become delocalization energy and a *resonance structure* becomes **contributing structure**. The double headed arrows would get replaced by commas.

19 <https://en.wikipedia.org/wiki/Chemical%20equilibrium>

20 <https://en.wikipedia.org/wiki/Tautomerism>

21 <https://en.wikipedia.org/wiki/Hyperconjugation>

22 <https://en.wikipedia.org/wiki/Linus%20Pauling>

23 <https://en.wikipedia.org/wiki/Quantum%20mechanics>

24 <https://en.wikipedia.org/wiki/Christopher%20Ingold>

25 <https://en.wikipedia.org/wiki/Mesomeric%20effect>

26 <https://en.wikipedia.org/wiki/Arndt-Eistert%20synthesis>

27 <https://en.wikipedia.org/wiki/Resonance>

10.6 Examples

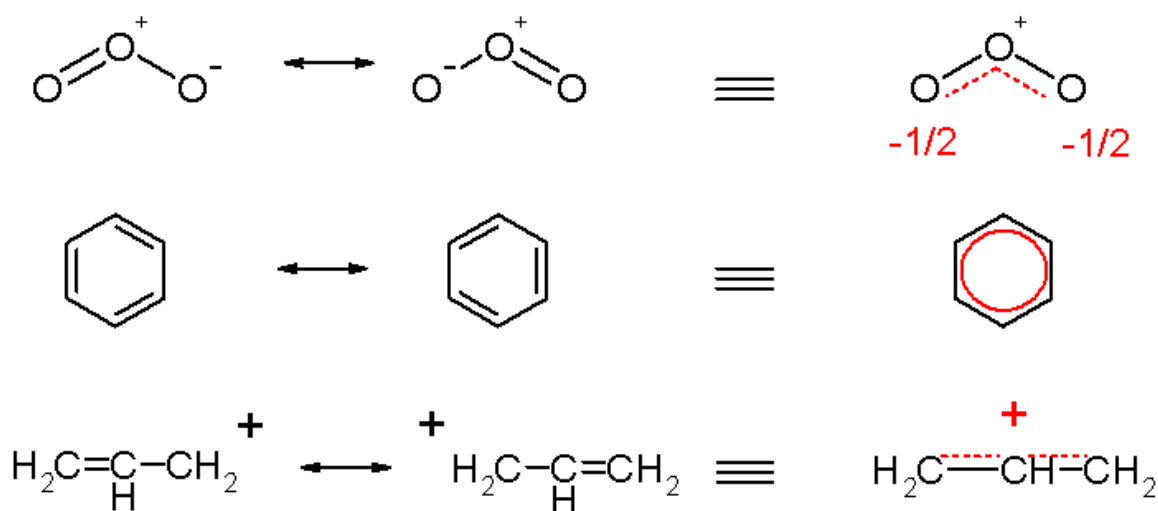


Figure 16 Scheme 2. Examples of resonance ozone, benzene and the allyl cation

The ozone²⁸ molecule is represented by two resonance structures in the top of *scheme 2*. In reality the two terminal oxygen atoms are equivalent and the hybrid structure is drawn on the right with a charge of $-1/2$ on both oxygen atoms and partial double bonds. The concept of benzene as a hybrid of two conventional structures (middle *scheme 2*) was a major breakthrough in chemistry made by Kekule²⁹, and the two forms of the ring which together represent the total resonance of the system are called *Kekule structures*. In the hybrid structure on the right the circle replaces three double bonds. The allyl³⁰ cation³¹ (bottom *scheme 2*) has two resonance forms and in the hybrid structure the positive charge is delocalized over the terminal methylene groups.

10.7 See also

- Delocalization³²

10.8 References

1. UNKNOWN TEMPLATE Note
Kerber

28 <https://en.wikipedia.org/wiki/ozone>
 29 <https://en.wikipedia.org/wiki/Kekule>
 30 <https://en.wikipedia.org/wiki/allyl>
 31 <https://en.wikipedia.org/wiki/cation>
 32 <https://en.wikipedia.org/wiki/Delocalization>

If It's Resonance, What Is Resonating? Kerber, Robert C. . J. Chem. Educ. **2006**
83 223. Abstract³³

2. (Much of this text originally from http://en.wikipedia.org/w/index.php?title=Resonance_%28chemistry%29&oldid=41962377)

³³ <http://www.jce.divched.org/Journal/Issues/2006/Feb/abs223.html>

11 Acids and bases

11.1 Arrhenius Definition: Hydroxide and Hydronium Ions

The first and earliest definition of acids and bases was proposed in the 1800's by Swedish scientist Svante Arrhenius, who said that an **acid** was anything that dissolved in water to yield **H⁺** ions (like stomach acid HCl, hydrochloric acid), and a **base** was anything that dissolved in water to give up **OH⁻** ions (like soda lye NaOH, sodium hydroxide). Acids and bases were already widely used in various occupations and activities of the time, so Arrhenius' definition merely attempted to explain well-known and long-observed phenomenon.

Although simple, at the time this definition of the two types of substances was significant. It allowed chemists to explain certain reactions as ion chemistry, and it also expanded the ability of scientists of the time to predict certain chemical reactions. The definition left a great deal wanting, however, in that many types of reactions that did not involve hydroxide or hydronium ions directly remained unexplained.

Many general chemistry classes (especially in the lower grades or introductory levels) still use this simple definition of acids and bases today, but modern organic chemists make further distinctions between acids and bases than the distinctions provided under Arrhenius' definition.

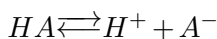
11.2 Brønsted-Lowry Acids and Bases: Proton donors and acceptors

A new definition for acids and bases, building upon the one already proposed by Arrhenius, was brought forth independently by Johannes Nicolaus Brønsted and Thomas Martin Lowry in 1923. The new definition did not depend on a substance's dissolution in water for definition, but instead suggested that a substance was acidic if it readily donated a proton (H⁺) to a reaction and a substance was basic if it accepted a proton in a reaction.

Definition of Brønsted-Lowry Acid and Base An **acid** is any **proton donor** and a **base** is any **proton acceptor**.

The major advantage of the updated definition was that it was not limited to aqueous solution. This definition of acids and bases allowed chemists to explain a great number of reactions that took place in protic or aprotic solvents that were not water, and it also allowed for gaseous and solid phase reactions (although those reactions are more rare).

For example, the hypothetical acid HA will dissociate into H⁺ and A⁻:



The Brønsted-Lowry definition of acids and bases is one of two definitions still in common use by modern chemists.

11.3 Lewis Acids and Bases: Electron donors and acceptors

The second definition in widespread use deals not with a molecule's propensity for accepting or donating protons but rather with accepting or donating electrons, thereby demonstrating a slightly different emphasis and further broadening the explanatory and predictive powers of acid-base chemistry.

Definition of Lewis Acids and Bases A Lewis **acid** is an **electron acceptor** and a Lewis **base** is an **electron donor**.

Probably the most important aspect of Lewis acids and bases is which types of atoms can donate electrons, and which types of atoms can receive them. Essentially atoms with lone pairs, i.e. unshared pairs of electrons in an outer shell, have the capability of using those lone pairs to attract electron-deficient atoms or ions. This is why ammonia can bond a fourth hydrogen ion to create the ammonium ion; its lone pair of electrons can attract and bond to a free H^+ ion in solution and hold on to it. For the same reason, methane cannot become methanium ion under ordinary circumstances, because the carbon in methane does not have any unshared pairs of electrons orbiting its nucleus. Generally speaking, Lewis acids are in the nitrogen, oxygen or halogen groups of the periodic table.

11.4 Nucleophiles and Electrophiles

Whether or not an atom can donate or accept electrons it can be called a nucleophile or electrophile, respectively. **Electrophiles** (literally, "lovers of electrons") are attracted to electrons. Electrophiles therefore seek to pair with unshared electrons of other atoms. **Nucleophiles**, or "nucleus lovers", seek positively charged nuclei such as those available in acidic solutions as hydronium ions. It is important to note that electrophiles and nucleophiles are often **ions**, but sometimes they are not.

Understanding **electrophiles** and **nucleophiles** goes beyond simply ideas of acids and bases. They are, in a majority of cases, the major players in organic reactions. As we will, over and over again, find reactions that are the result of nucleophiles *attacking* electrophiles. Keep in mind that the idea of nucleophiles and electrophiles is very related to the ideas of acids and bases in the Lewis context.

But it is also important to understand that, while they are related, they are not exactly the same thing either. An ion or molecule can be a strong nucleophile and a weak base (e.g. N_3^- , RS^- , I^- , Br^- and CN^-). Another ion can be a poor nucleophile and a strong base ($(CH_3)_3CO^-$, R_2N^-). And yet others are strong nucleophiles and strong bases (R_3C^- , RO^- , HO^-) and poor nucleophiles and poor bases (RCO_2^- , ROH , NH_3).

This will all be discussed in greater detail as the topics of specific reactions and reaction mechanisms are covered. In the meantime, try to bear in mind that nucleophiles are basic and electrophiles are acidic.

11.5 pK_a and Acidity

The acid dissociation constant of a substance is commonly called its pK_a, and it is a measure of the negative log of the K value of an acid dissociation reaction. (The K value refers to the equilibrium calculations you learned how to perform in general chemistry -- if you have forgotten your K's and Q's, now would be a good time to refresh your memory¹ on the topic.)

$$pK_a = -\log(K_a)$$

The lower the pK_a value is, the more acidic (and consequently, less basic) a substance is. There is also a pK_b value for all relevant substances, but it is common in organic chemistry to use pK_a exclusively, even when discussing bases. This is because extremely high pK_a values correlate exactly to extremely low pK_b values, so there is no need to use both kinds of measurements. Any pK_a value higher than seven means that a substance is not acidic when placed in water, but **it does not mean that substance cannot be an acid**. Alcohols are a good example of this: they can donate a hydrogen ion in chemical reactions but they do not do so readily, which makes them acidic but only very weakly so. Many of the acids in organic chemistry are considerably weaker than acids used for inorganic chemistry, so discussion of acid-base chemistry in organic reactions may not necessarily relate well to your previous understanding of the topic.

1 <http://en.wikipedia.org/wiki/PKa>

12 Unit 2: Alkanes and cycloalkanes

Alkanes are the simplest organic molecules, consisting of only carbon and hydrogen and with only single bonds between carbon atoms. Alkanes are used as the basis for naming the majority of organic compounds (their **nomenclature**). Alkanes have the general formula C_nH_{2n+2} .

13 Introduction

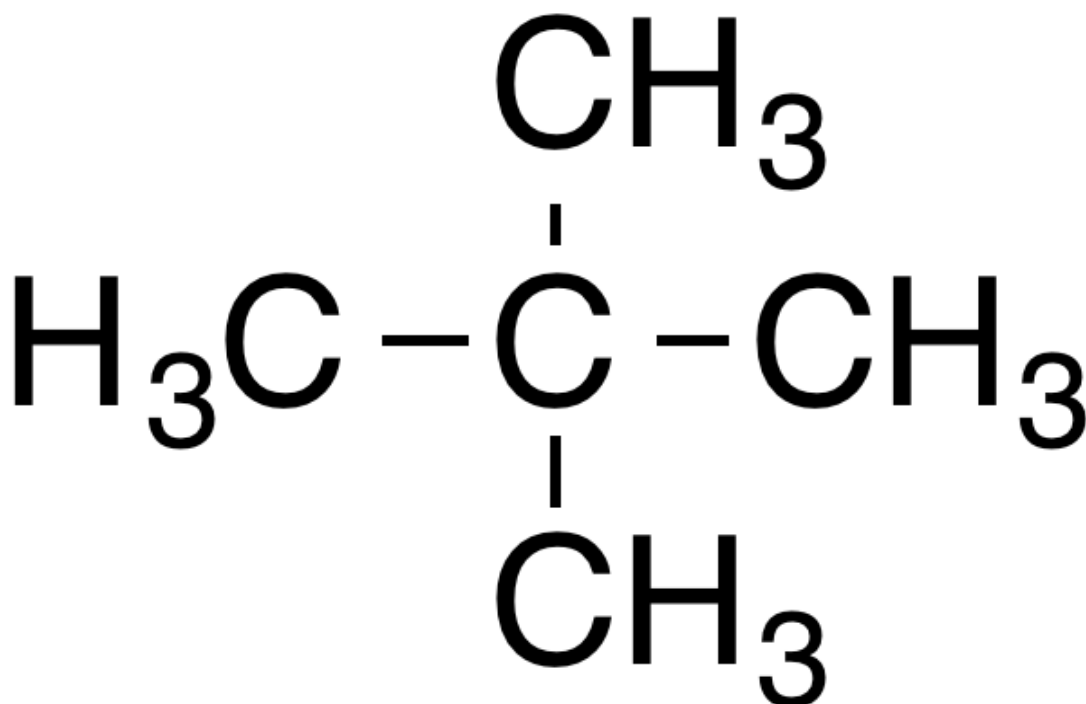


Figure 17 2,2-dimethylpropane or neopentane.
An example of an alkane

Alkanes are the simplest and least reactive hydrocarbon¹ species containing only carbons and hydrogens. They are commercially very important, being the principal constituent of gasoline and lubricating oils and are extensively employed in organic chemistry; though the role of pure alkanes (such as hexanes) is delegated mostly to solvents.

The distinguishing feature of an alkane, making it distinct from other compounds that also exclusively contain carbon and hydrogen, is its lack of unsaturation². That is to say, it contains no double or triple bonds, which are highly reactive in organic chemistry.

Though not totally devoid of reactivity, their lack of reactivity under most laboratory conditions makes them a relatively uninteresting, though very important component of organic chemistry. As you will learn about later, the energy confined within the carbon-

1 <https://en.wikipedia.org/wiki/hydrocarbon>

2 <https://en.wikipedia.org/wiki/unsaturation>

carbon bond and the carbon-hydrogen bond is quite high and their rapid oxidation produces a large amount of heat, typically in the form of fire.

As said it is important, not considered very important component in the chemistry.

13.1 Introductory Definitions

Organic compounds contain **carbon** and **hydrogen** by definition and usually other elements (e.g. **nitrogen** and **oxygen**) as well. (CO₂ is not an organic compound because it has no hydrogen).

Hydrocarbons are organic compounds that contain carbon and hydrogen only.

Alkanes are hydrocarbons or organic compounds made up of only carbon-carbon single bonds (as opposed to double and triple bonds). The simplest alkane is **methane**³.

13.2 Methane

Methane, (CH₄, one carbon bonded to four hydrogens) is the simplest organic molecule. It is a gas at standard temperature and pressure (STP)⁴.

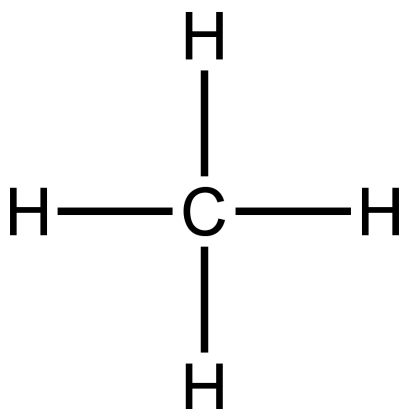


Figure 18
Methane

This is a flattened, two-dimensional representation of methane that you will see commonly. The true three-dimensional form of methane does not have any 90 degree angles between bonded hydrogens. The bonds point to the four corners of a tetrahedron⁵, forming $\cos^{-1}(-1/3) \approx 109.5$ degree bond angles.

3 <https://en.wikipedia.org/wiki/methane>

4 https://en.wikipedia.org/wiki/Standard_conditions_for_temperature_and_pressure

5 <https://en.wikipedia.org/wiki/Tetrahedron>



Figure 19 A balloon model of the electron clouds repelling each other in a molecule of methane.

13.3 Ethane

Two carbons singly bonded to each other with six hydrogens is called **ethane**⁶ .

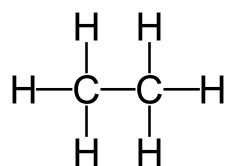


Figure 20

Ethane is the second simplest hydrocarbon molecule. It can be thought of as two methane molecules attached to each other, but with two fewer hydrogen atoms.

⁶ <https://en.wikipedia.org/wiki/Ethane>

There are several common methods to draw organic molecules. You will use them interchangeably although sometimes one will work better for one situation or another.

14 Drawing alkanes

When writing out the alkane structures, you can use different levels of shorthand depending on the needs at hand in hand. For example, pentane can be written out. Its formula is C_5H_{12} .

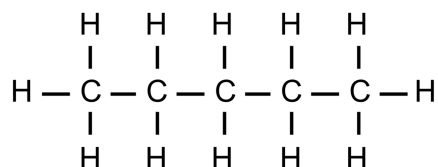


Figure 21

,

or $CH_3-CH_2-CH_2-CH_2-CH_3$,

or $CH_3(CH_2)_3CH_3$,

or minimized to

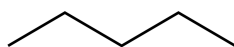


Figure 22

14.1 Line drawing shorthand

Although non-cyclic alkanes are called straight-chain alkanes they are technically made of kinked chains. This is reflected in the line-drawing method. Each ending point and bend in the line represents one carbon atom and each short line represents one single carbon-carbon bond. Every carbon is assumed to be surrounded with a maximum number of hydrogen atoms unless shown otherwise.

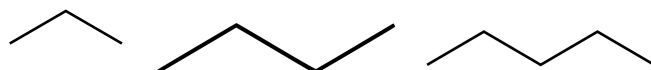


Figure 24

Figure 25

Propane, butane, pentane

Structures drawn without explicitly showing all carbon atoms are often called "skeletal" structures, since they represent the skeleton or the backbone of the molecule. In organic chemistry, carbon is very frequently used, so chemists know that there is a carbon atom at the endpoints of every line that is not specifically labeled.

15 Conformations

Conformers , also called **conformational isomers** , or **rotational isomers** , are arrangements of the same molecule made transiently different by the rotation in space about one or more single bonds.

Other types of isomer can only be converted from one form to another by *breaking* bonds, but conformational isomers can be made simply by *rotating* bonds.

15.1 Newman projections

Newman projections are drawings used to represent different positions of parts of molecules relative to each other in space. Remember that single bonds can rotate in space if not impeded. Newman projections represent different positions of rotating molecule parts.

Conformers interconvert readily, normally thousands of times a second as parts of molecules spin.

In the following drawings, methyl groups are on the front and back ends of the molecule and a circle represents all that lies between.

Figure 26

Figure 27

This is how methyl groups are represented in Newman projections

Note:

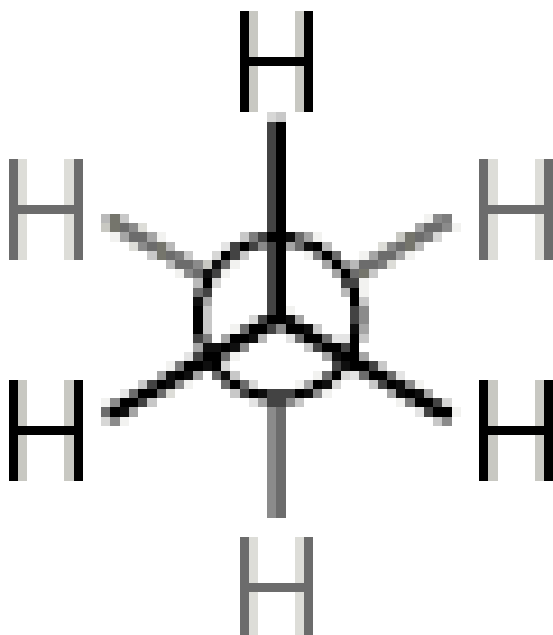


Figure 28

Staggered conformation

Figure 29

Eclipsed conformation
(front end overlaps the back)

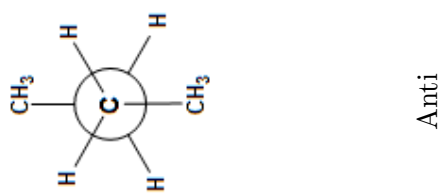
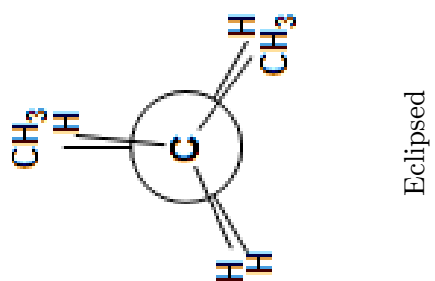

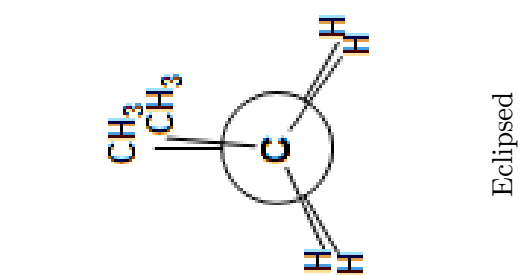
15.2 Conformations and energy

Different conformations have different potential energies. The staggered conformation is at a lower potential energy than the eclipsed conformation, and is favored. In ethane, the barrier to rotation is approximately 25 kJ/mol, indicating that each pair of eclipsed hydrogens raises the energy by about 8 kJ/mol. This number also applies to other organic compounds which have hydrogen atoms at similar distances from each other. At very low temperatures all conformations revert to the stabler, lower energy staggered conformation.

15.3 Steric effects

Steric effects have to do with size. Two bulky objects run into each other and invade each others space. If we replace one or more hydrogen atoms on the above Newman projections with a methyl or other group, the potential energy goes up especially for the eclipsed conformations.

Lets look at a Newman projection of butane as it rotates counterclockwise around its axes.



When the larger groups overlap they repel each other more strongly than do hydrogen, and the potential energy goes up.

15.4 Entropy

Entropy, represented as a ΔS , is a mathematical construct that represents disorder or probability. Natural systems want to find the lowest energy or organization possible, which translates to the highest entropy.

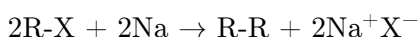
A note about potential energy: If you are rusty on this, remember the analogy of a big rock pushed to the top of a hill. At the top it has a maximum of potential energy. When you push it and allow it to roll down the hill the potential energy stored in it is transformed into kinetic energy that can be used to generate heat or smash something.

Notice that statistically, the ethane molecule has twice as many opportunities to be in the gauche conformation as in the anti conformation. However, because the Gauche configuration brings the methyl groups closer together in space, this generates high energy steric interactions and do not occur without the input of energy. Thus, the butane molecules shown will almost never be found in such unfavorable conformations.

16 Preparation of Alkanes

16.0.1 Wurtz reaction

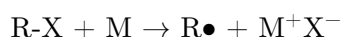
Wurtz reaction is coupling of haloalkanes using sodium metal in solvent like dry ether



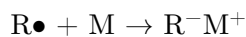
Mechanism

The reaction consists of a halogen-metal exchange involving the free radical species $\text{R}\bullet$ (in a similar fashion to the formation of a Grignard reagent and then the carbon-carbon bond formation in a nucleophilic substitution reaction.)

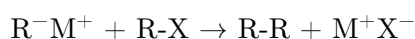
One electron from the metal is transferred to the halogen to produce a metal halide and an alkyl radical.



The alkyl radical then accepts an electron from another metal atom to form an alkyl anion and the metal becomes cationic. This intermediate has been isolated in a several cases.



The nucleophilic carbon of the alkyl anion then displaces the halide in an $\text{S}_{\text{N}}2$ reaction, forming a new carbon-carbon covalent bond.



16.0.2 Clemmensen reduction

Clemmensen reduction is a reduction of ketones (or aldehydes) to alkanes using zinc amalgam and hydrochloric acid

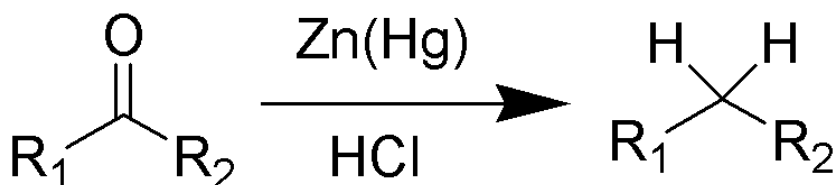


Figure 37 The Clemmensen reduction

The Clemmensen reduction is particularly effective at reducing aryl-alkyl ketones. With aliphatic or cyclic ketones, zinc metal reduction is much more effective. The substrate must be stable in the strongly acidic conditions of the Clemmensen reduction. Acid sensitive substrates should be reacted in the Wolff-Kishner reduction, which utilizes strongly basic conditions; a further, milder method is the Mozingo reduction. As a result of Clemmensen Reduction, the carbon of the carbonyl group involved is converted from sp^2 hybridisation to sp^3 hybridisation. The oxygen atom is lost in the form of one molecule of water.

16.0.3 Wolff-Kishner reduction

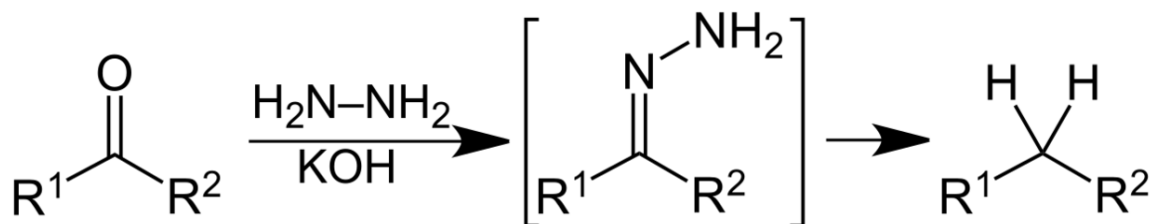


Figure 38 The Wolff-Kishner reduction

The Wolff-Kishner reduction is a chemical reaction that fully reduces a ketone (or aldehyde) to an alkane. Condensation of the carbonyl compound with hydrazine forms the hydrazone, and treatment with base induces the reduction of the carbon coupled with oxidation of the hydrazine to gaseous nitrogen, to yield the corresponding alkane.

Mechanism

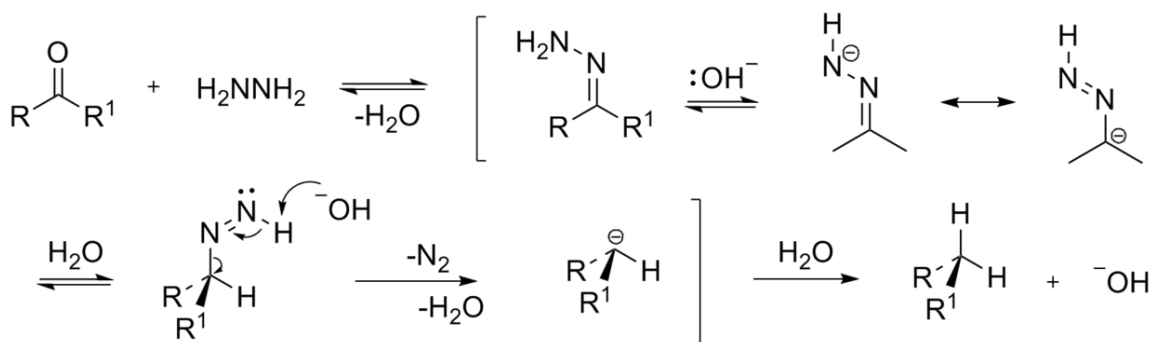


Figure 39 The mechanism of the Wolff-Kishner reduction

The mechanism first involves the formation of the hydrazone in a mechanism that is probably analogous to the formation of an imine. Successive deprotonations eventually result in the evolution of nitrogen. The mechanism can be justified by the evolution of nitrogen as the thermodynamic driving force. This reaction is also used to distinguish between aldehydes and ketones.

16.0.4 Mozingo Reduction

A thioketal is first produced by reaction of the ketone with an appropriate thiol. The product is then hydrogenolyzed to the alkane, using Raney nickel

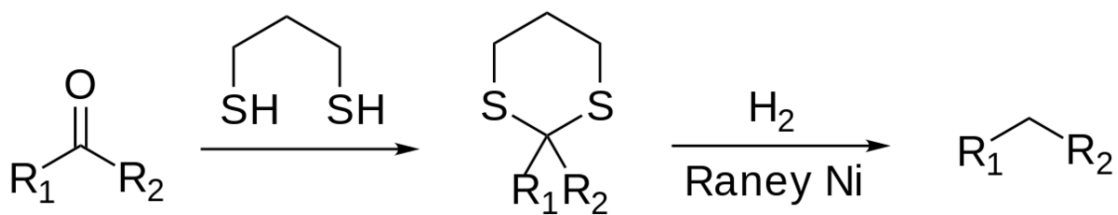


Figure 40

17 Properties of Alkanes

Alkanes are **not very reactive** when compared with other chemical species. This is because the backbone carbon atoms in alkanes have attained their octet of electrons through forming four covalent bonds (the maximum allowed number of bonds under the octet rule; which is why carbon's valence number is 4). These four bonds formed by carbon in alkanes are sigma bonds, which are more stable than other types of bond because of the greater overlap of carbon's atomic orbitals with neighboring atoms' atomic orbitals. To make alkanes react, the input of additional energy is needed; either through heat or radiation.

Gasoline is a mixture of the alkanes and unlike many chemicals, can be stored for long periods and transported without problem. It is only when ignited that it has enough energy to continue reacting. This property makes it difficult for alkanes to be converted into other types of organic molecules. (There are only a few ways to do this). Alkanes are also **less dense than water**, as one can observe, oil, an alkane, floats on water.

Alkanes are **non-polar solvents**. Since only C and H atoms are present, alkanes are nonpolar. Alkanes are immiscible¹ in water but freely miscible in other non-polar solvents.

Because alkanes contain only carbon and hydrogen, combustion produces compounds that contain only carbon, hydrogen, and/or oxygen. Like other hydrocarbons, combustion under most circumstances produces mainly carbon dioxide and water. However, alkanes require more heat to combust and do not release as much heat when they combust as other classes of hydrocarbons. Therefore, combustion of alkanes produces higher concentrations of organic compounds containing oxygen, such as aldehydes and ketones, when combusting at the same temperature as other hydrocarbons.

The general formula for alkanes is C_NH_{2N+2} ; the simplest possible alkane is therefore methane, CH_4 . The next simplest is ethane, C_2H_6 ; the series continues indefinitely. Each carbon atom in an alkane has sp^3 hybridization.

Alkanes are also known as paraffins, or collectively as the paraffin series. These terms are also used for alkanes whose carbon atoms form a single, unbranched chain. Branched-chain alkanes are called isoparaffins.

Methane through **Butane** are very flammable gases at standard temperature and pressure (STP). **Pentane** is an extremely flammable liquid boiling at 36 °C and boiling points and melting points steadily increase from there; octadecane is the first alkane which is solid at room temperature. Longer alkanes are waxy solids; candle wax generally has between C_{20} and C_{25} chains. As chain length increases ultimately we reach polyethylene, which consists of carbon chains of indefinite length, which is generally a hard white solid.

¹ <https://en.wikipedia.org/wiki/Miscible>

17.1 Chemical properties

Alkanes react only very poorly with ionic or other polar substances. The pK_a values of all alkanes are above 50, and so they are practically inert to acids and bases. This inertness is the source of the term paraffins (Latin para + affinis, with the meaning here of "lacking affinity"). In crude oil the alkane molecules have remained chemically unchanged for millions of years.

However redox reactions of alkanes, in particular with oxygen and the halogens, are possible as the carbon atoms are in a strongly reduced condition; in the case of methane, the lowest possible oxidation state for carbon (-4) is reached. Reaction with oxygen leads to combustion without any smoke; with halogens, substitution. In addition, alkanes have been shown to interact with, and bind to, certain transition metal complexes.

Free radicals, molecules with unpaired electrons, play a large role in most reactions of alkanes, such as cracking and reformation where long-chain alkanes are converted into shorter-chain alkanes and straight-chain alkanes into branched-chain isomers.

In highly branched alkanes and cycloalkanes, the bond angles may differ significantly from the optimal value (109.5°) in order to allow the different groups sufficient space. This causes a tension in the molecule, known as steric hinderance, and can substantially increase the reactivity.

18 Introduction to Nomenclature

Before we can understand reactions in organic chemistry, we must begin with a basic knowledge of naming the compounds. The IUPAC¹ nomenclature² is a system on which most organic chemists have agreed to provide guidelines to allow them to learn from each others' works. Nomenclature, in other words, provides a foundation of language for organic chemistry.

The names of all alkanes end with *-ane*. Whether or not the carbons are linked together end-to-end in a ring (called *cyclic alkanes* or *cycloalkanes*) or whether they contain side chains and branches, the name of every carbon-hydrogen chain that lacks any double bonds or functional groups will end with the suffix *-ane*.

Alkanes with unbranched carbon chains are simply named by the number of carbons in the chain. The first four members of the series (in terms of number of carbon atoms) are named as follows:

1. CH₄ = **methane** = one hydrogen-saturated carbon
2. C₂H₆ = **ethane** = two hydrogen-saturated carbons
3. C₃H₈ = **propane** = three hydrogen-saturated carbons
4. C₄H₁₀ = **butane** = four hydrogen-saturated carbons

Alkanes with five or more carbon atoms are named by adding the suffix *-ane* to the appropriate numerical multiplier, except the terminal *-a* is removed from the basic numerical term. Hence, C₅H₁₂ is called *pentane*, C₆H₁₄ is called *hexane*, C₇H₁₆ is called *heptane* and so forth.

Straight-chain alkanes are sometimes indicated by the prefix *n-* (for normal) to distinguish them from branched-chain alkanes having the same number of carbon atoms. Although this is not strictly necessary, the usage is still common in cases where there is an important difference in properties between the straight-chain and branched-chain isomers: e.g. *n-hexane* is a neurotoxin while its branched-chain isomers are not.

18.1 Number of hydrogens to carbons

This equation describes the relationship between the number of hydrogen and carbon atoms in alkanes:

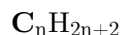
$$\mathbf{H = 2C + 2}$$

1 <https://en.wikipedia.org/wiki/IUPAC>

2 <https://en.wiktionary.org/wiki/nomenclature>

where "C" and "H" are used to represent the number of carbon and hydrogen atoms present in one molecule. If $C = 2$, then $H = 6$.

Many textbooks put this in the following format:



where " C_n " and " H_{2n+2} " represent the number of carbon and hydrogen atoms present in one molecule. If $C_n = 3$, then $H_{2n+2} = 2(3) + 2 = 8$. (For this formula look to the "n" for the number, the "C" and the "H" letters themselves do not change.)

Progressively longer hydrocarbon chains can be made and are named systematically, depending on the number of carbons in the longest chain.

18.2 Naming carbon chains up to twelve

- methane (1 carbon)
- ethane (2 carbons)
- propane (3 carbons)
- butane (4 carbons)
- pentane (5 carbons)
- hexane (6 carbons)
- heptane (7 carbons)
- octane (8 carbons)
- nonane (9 carbons)
- decane (10 carbons)
- undecane (11 carbons)
- dodecane (12 carbons)

The prefixes of the first three are the contribution of a German Chemist, August Wilhelm Hoffman, who also suggested the name quartane for 4 carbons in 1866. However, the but-prefix had already been in use since the 1820s and the name quartane never caught on. He also recommended the endings to use the vowels, a, e, i (or y), o, and u, or -ane, -ene, -ine or -yne, -one, and -une. Again, only the first three caught on for single, double, and triple bonds and -one was already in use for ketones. Pent, hex, hept, oct, and dec all come from the ancient Greek numbers (penta, hex, hepta, octa, deka) and oddly, non, from the Latin novem. For longer-chained alkanes we use the special IUPAC multiplying affixes. For example, pentadecane signifies an alkane with $5+10 = 15$ carbon atoms. For chains of length 30, 40, 50, and so on the basic prefix is added to -contane. For example, $C_{57}H_{116}$ is named as heptapentacontane. When the chain contains 20-29 atoms we have an exception. $C_{20}H_{42}$ is known as icosane, and then we have, e.g. tetracosane (eliding the "i" when necessary). For the length 100 we have "hecta" but for 200, 300 ... 900 we have "dicta", "tricta", and so on, eliding the "i" on "icta" when necessary; for 1000 we have "kilia" but for 2000 and so on, "dilia", "trilia", and so on, eliding the "i" on "ilia" when necessary.

We then put all of the prefixes together in reverse order. The alkane with 9236 carbon atoms is then hexatridinoniliane.

18.3 Isomerism

The atoms in alkanes with more than three carbon atoms can be arranged in many ways, leading to a large number of potential different configurations (isomers). So-called "normal" alkanes have a linear, unbranched configuration, but the *n*- isomer of any given alkane is only one of potentially hundreds or even possibly millions of configurations for that number of carbon and hydrogen atoms in some sort of chain arrangement.

Isomerism is defined as the compound having same molecular formula the formula which present the different molecular formula arrangement are called as Isomerism.

e.g.- The molecular formula for butane is C₄H₁₀.

The number of isomers increases rapidly with the number of carbon atoms in a given alkane molecule; for alkanes with as few as 12 carbon atoms, there are over three hundred and fifty-five possible forms the molecule can take!

# Carbon Atoms	# Isomers of Alkane
1	1
2	1
3	1
4	2
5	3
6	5
7	9
8	18
9	35
10	75
11	159
12	355

18.4 Branched chains

Carbon is able to bond in all four directions and easily forms strong bonds with other carbon atoms. When one carbon is bonded to more than two other carbons it forms a branch.

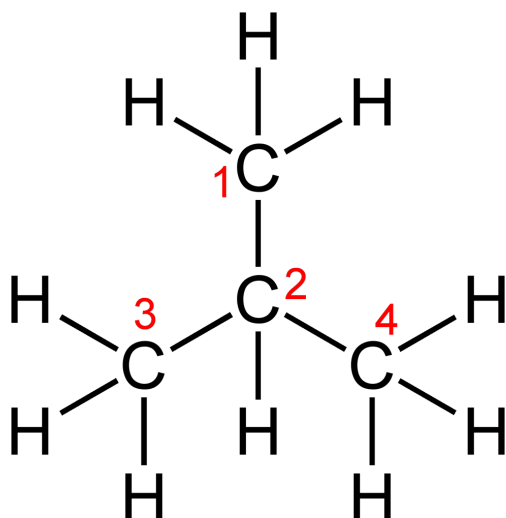


Figure 41 Isobutane

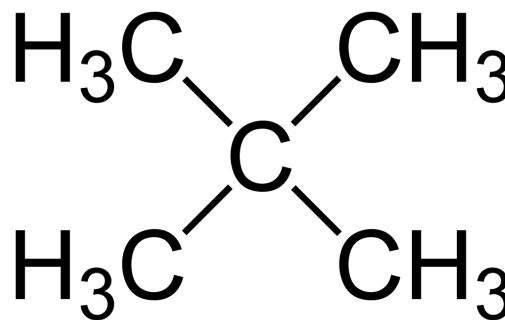


Figure 42 Neopentane

Above you see a carbon bonded to three and four other carbons.

Note: a methane group is called a **methyl** group when it is bonded to another carbon instead of a fourth hydrogen. $-\text{CH}_3$

The common system has naming convention for carbon chains as they relate to branching.

n-alkanes are linear

iso-alkanes have one branch $\text{R}_2\text{CH}-$

neo-alkanes have two branches $\text{R}_3\text{C}-$

Note: "R" in organic chemistry is a placeholder that can represent any carbon group.

18.5 Constitutional isomers

One of the most important characteristics of carbon is its ability to form **several relatively strong bonds** per atom. It is for this reason that many scientists believe that carbon is the only element that could be the basis for the many complicated molecules needed to support a living being.

One carbon atom can have attached to it not just the one or two other carbons needed to form a single chain but can bond to up to four other carbons. It is this ability to bond multiply that allows isomerism.

Isomers are two molecules with the same molecular formula but different physical arrangements. **Constitutional isomers** have their atoms arranged in a different order. A constitutional isomer of butane has a main chain that is forked at the end and one carbon shorter in its main chain than butane.

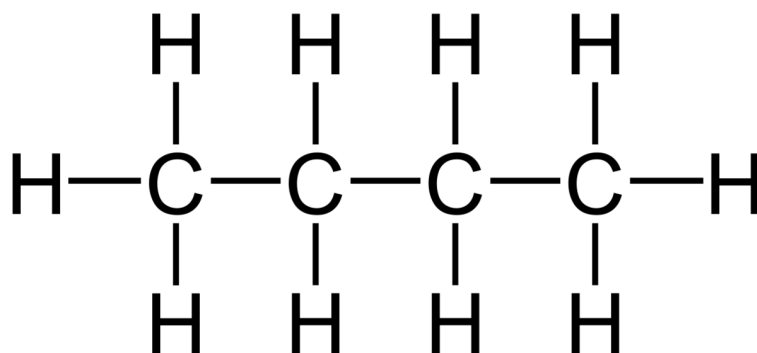


Figure 43 Butane

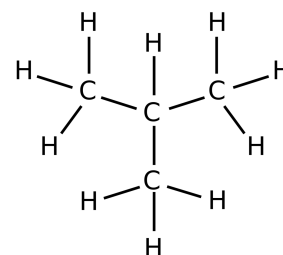


Figure 44 Isobutane (2-methylpropane)

18.6 Naming Alkanes

There are several ways or systems for the **nomenclature**, or naming, of organic molecules, but just two main ones.

1. The traditional, non-systematic names. Many of these linger on, especially for simpler or more common molecules.
2. The systematic **IUPAC**³ (*eye-YOU-pack (International Union of Pure And Applied Chemistry)*) names.

The IUPAC system is necessary for complicated organic compounds. It gives a series of unified rules for naming a large compound by conceptually dividing it up into smaller, more manageable nameable units.

Many traditional (non-IUPAC) names are still commonly used in industry, especially for simpler and more common chemicals, as the traditional names were already entrenched.

18.7 IUPAC naming rules

1. Find the longest carbon chain, identify the end near which the most substituents⁴ are located, and number the carbons sequentially from that end. This will be the parent chain.
2. Consider all other carbon groups as substituents.
3. Alphabetize the substituents.
4. Number the substituents according to the carbon to which they are attached. If numbering can be done in more than one way, use the numbering system that results in the smallest numbers.

Substituents are named like a parent, and replacing the *-ane* ending with *-yl*.

³ <http://www.wikipedia.org/wiki/IUPAC>

⁴ <https://en.wikipedia.org/wiki/substituent>

18.7.1 Numbering

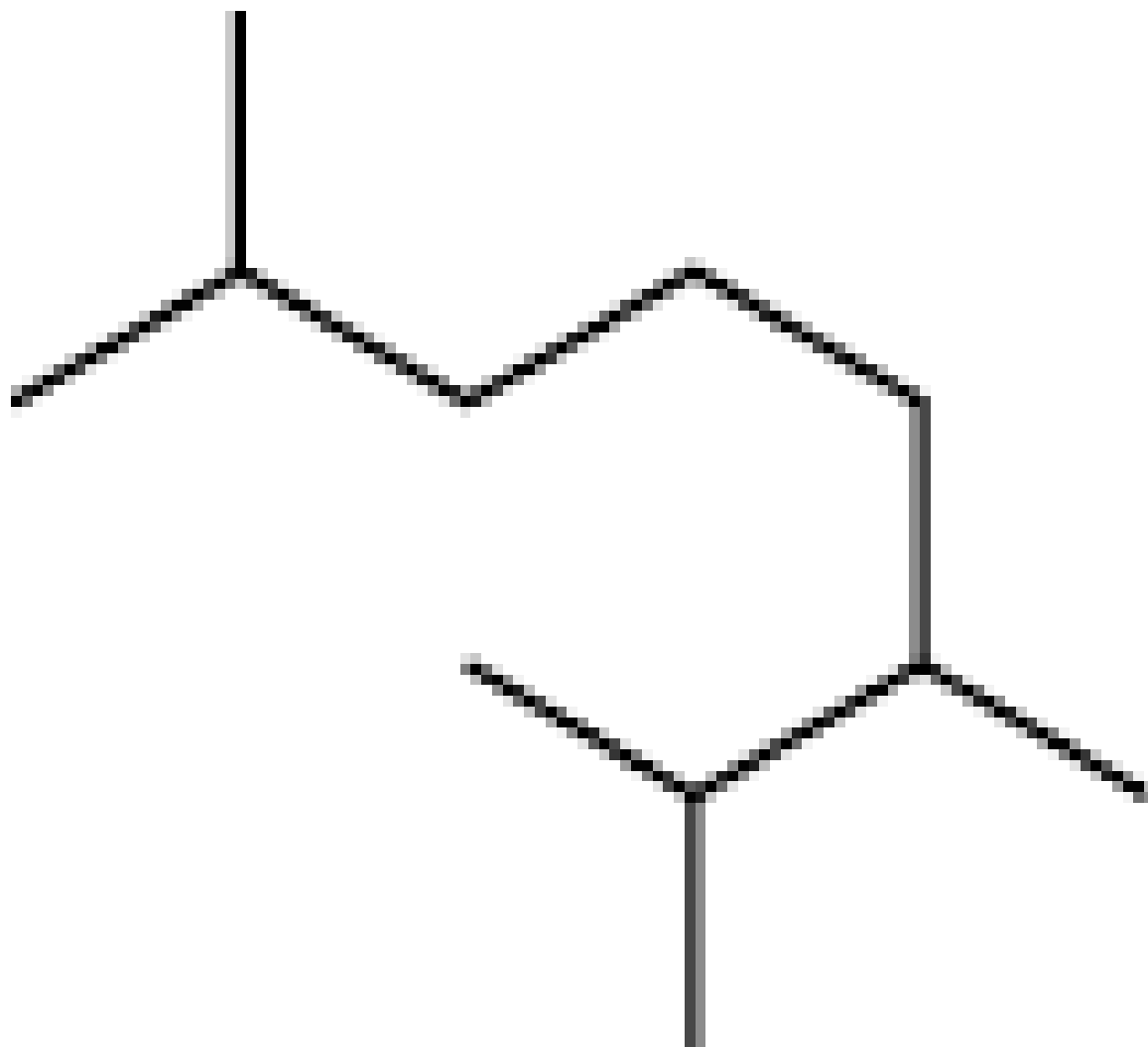


Figure 45

The above molecule is numbered as follows:

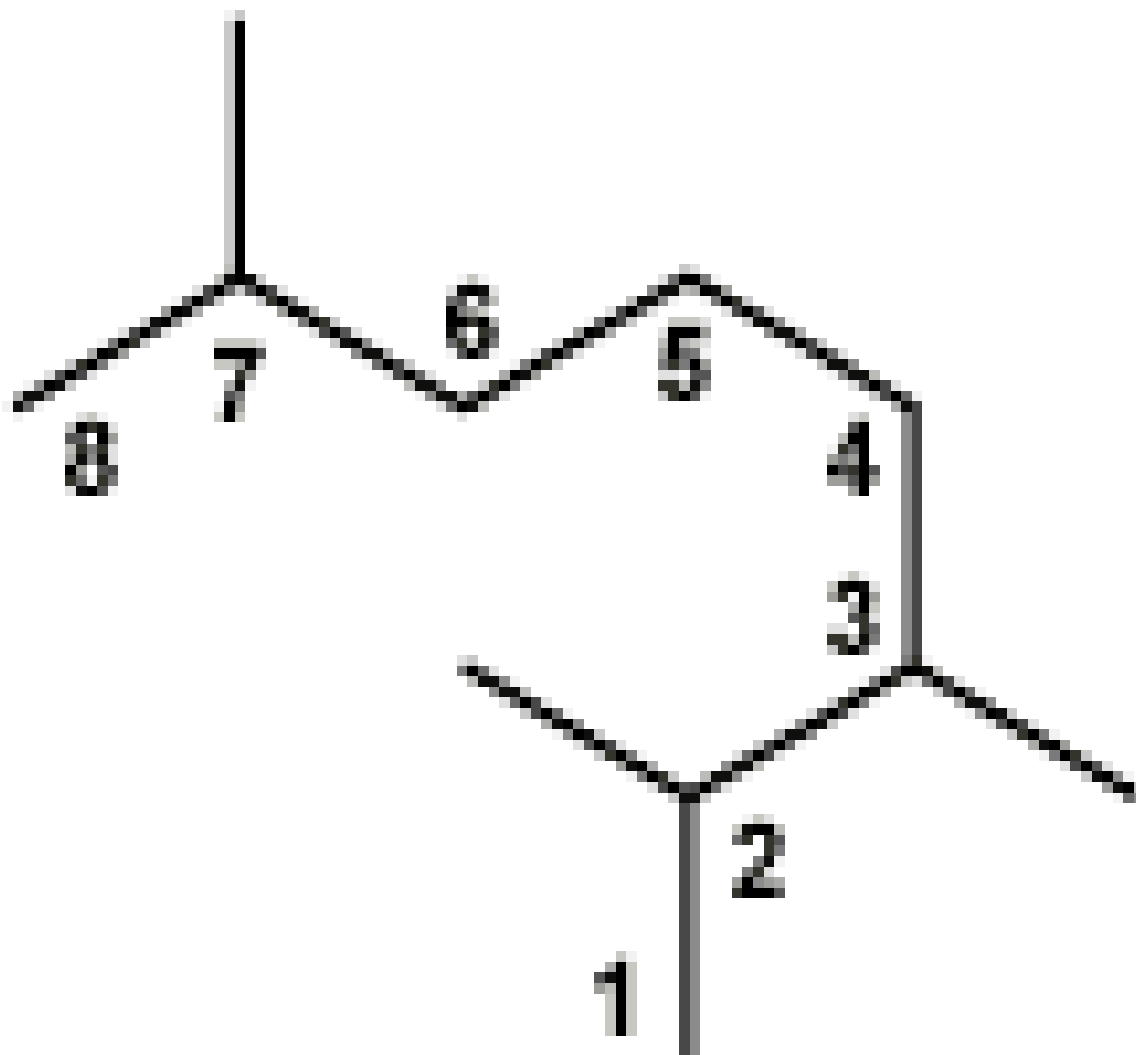


Figure 46

2,3,7-Trimethyloctane

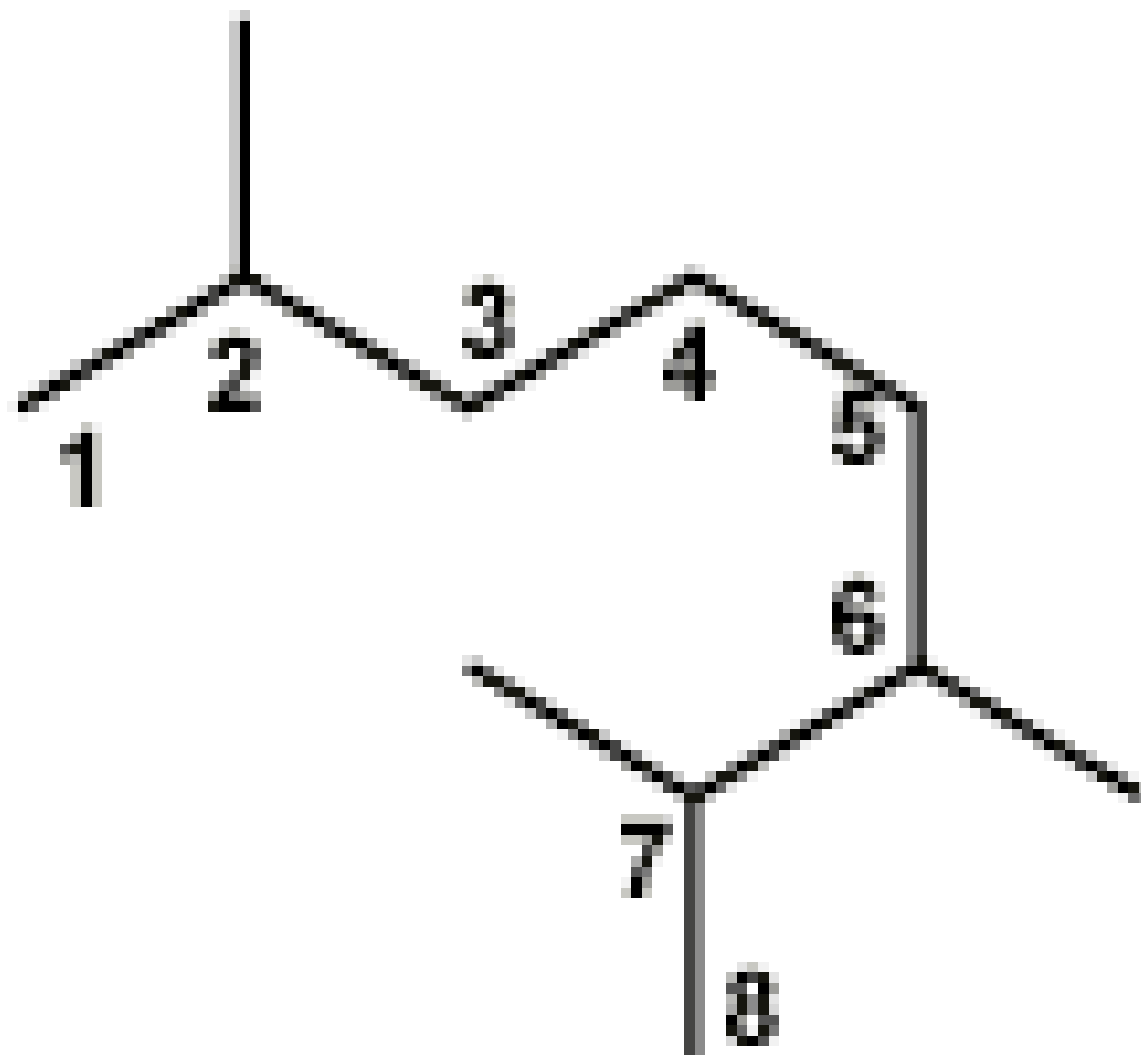


Figure 47

Not 2,6,7-Trimethyloctane. Remember, number so as to give the smallest numbers to the substituents.

18.7.2 Alphabetizing

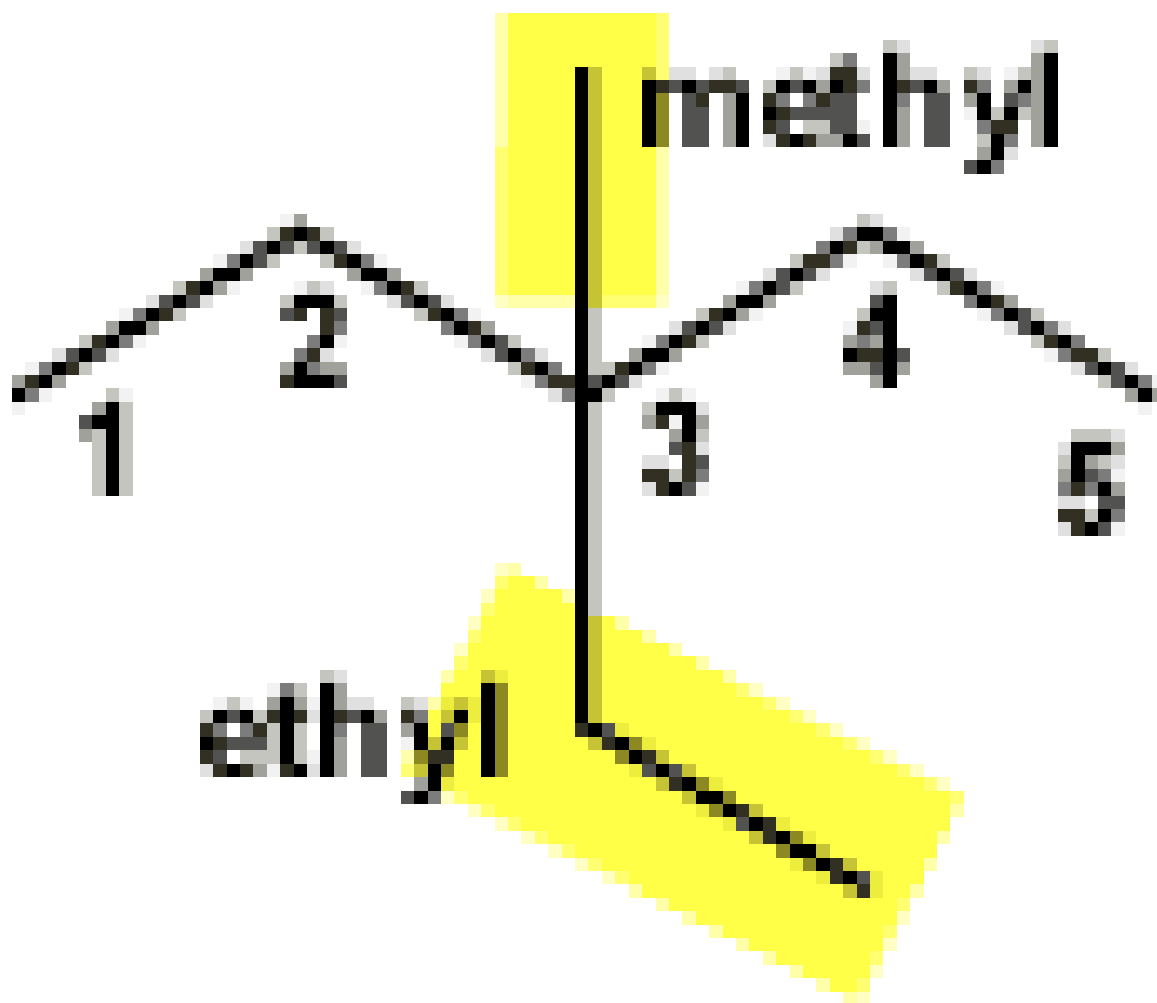


Figure 48

3-Ethyl-3-methylpentane

Ethyl is listed before *methyl* for alphabetizing purposes.

18.8 Branched Substituents

18.8.1 Naming branched substituents

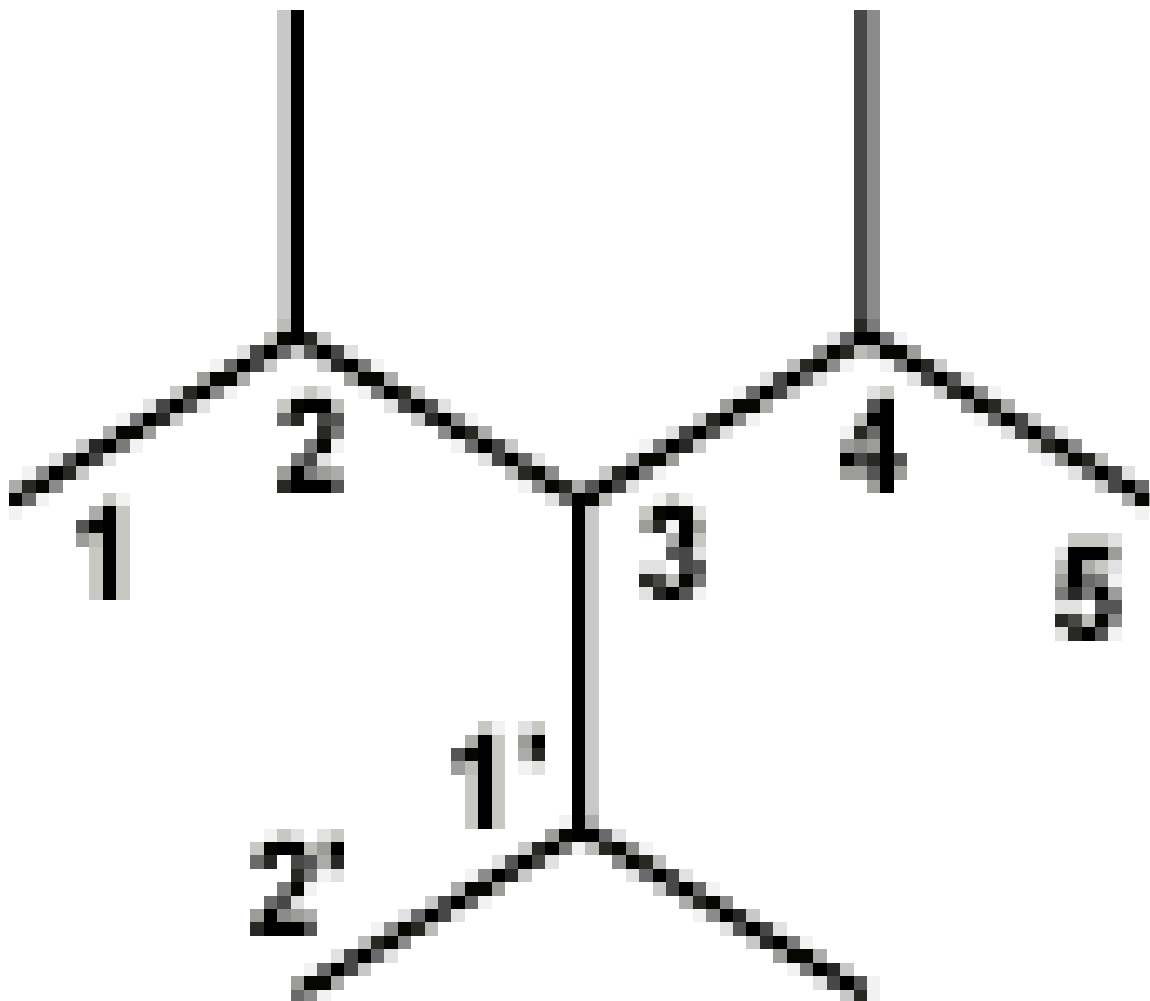


Figure 49

3-(1-methylethyl)-2,4-dimethylpentane

The main chain in the drawing is numbered 1-5. The main part of the branched substituent, an ethyl group, is numbered 1' and 2'. The methyl substituent off of the ethyl substituent is not numbered in the drawing.

To name the compound, put the whole branched substituent name in parentheses and then number and alphabetize as if a simple substituent.

18.9 Common system

Some prefixes from the common system are accepted in the IUPAC system.

For alphabetization purposes, **iso-** and **neo-** are considered part of the name, and alphabetized. **Sec-** and **tert-** are not considered an alphabetizable part of the name.

(In the following images, the **R-** represents any carbon structure.)

18.9.1 Iso-

Iso- can be used for substituents that branch at the second-to-last carbon and end with two methyls. An isobutyl has four carbons total:




Figure 50

Isobutyl

18.9.2 Sec-

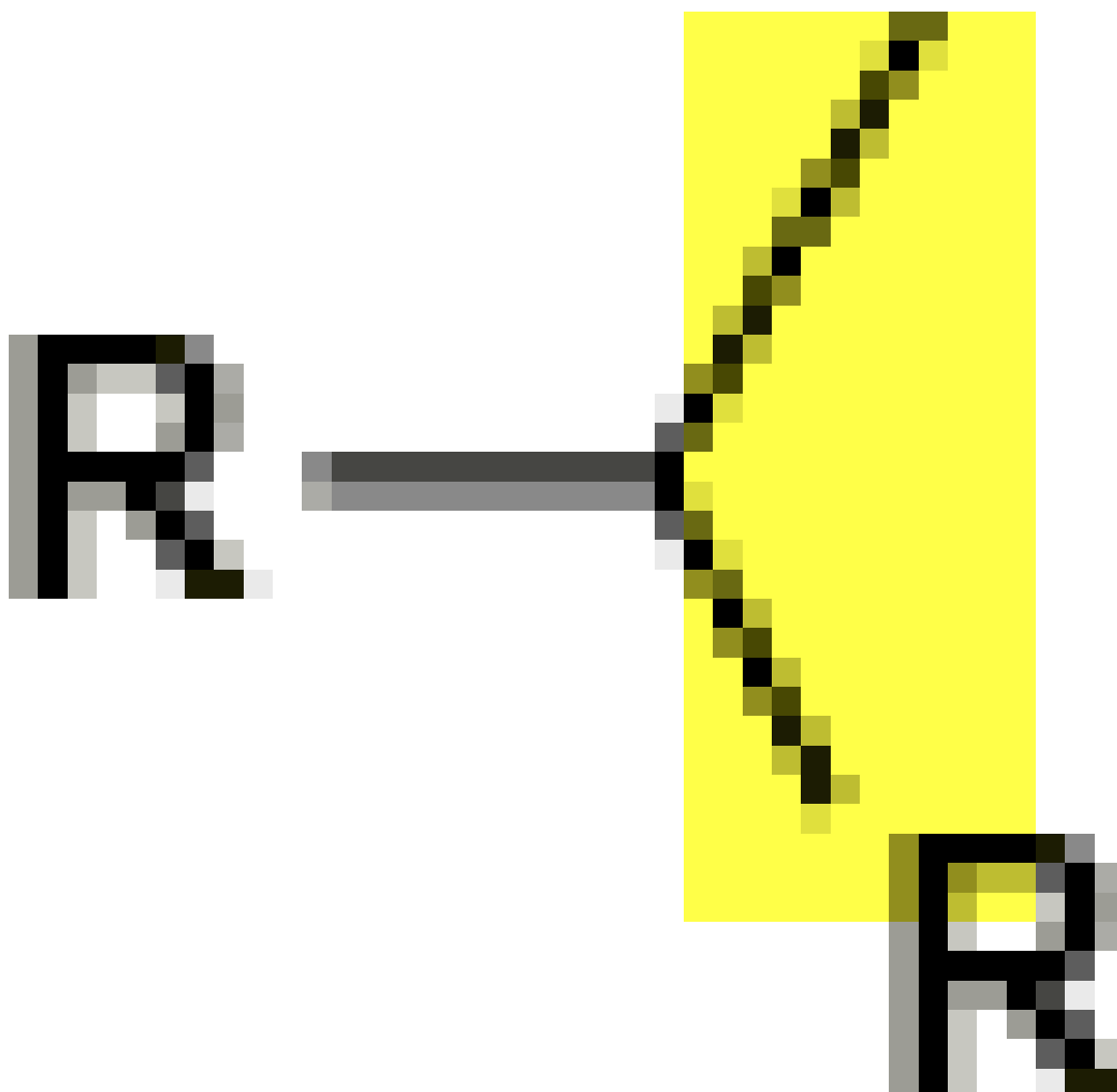


Figure 51

Sec- can be used for substituents that branch at the first carbon .

18.9.3 Neo-

Neo- refers to a substituent whose second-to-last carbon of the chain is trisubstituted (has three methyl groups attached to it). A neo-pentyl has five carbons total.



Figure 52

Neopentyl

18.9.4 Tert-




Figure 53

Tert- is short for **tertiary** and refers to a substituent whose first carbon has three other carbon groups attached to it.

19 See also

1. Cycloalkanes¹

pl:Chemia_organiczna/Alkany²

¹ Chapter 26 on page 101

² https://pl.wikibooks.org/wiki/Chemia_organiczna%2Falkany

20 Alkanes

21 Methane and carbon chains

22 Properties of alkanes

23 Drawing alkanes

23.1 Branched alkanes

24 Constitutional isomers

25 Naming alkanes

26 Cycloalkanes

Cycloalkanes are hydrocarbons containing one or more rings. (Alkanes without rings are referred to as **aliphatic**.)

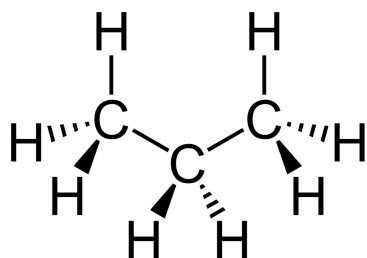


Figure 54

→

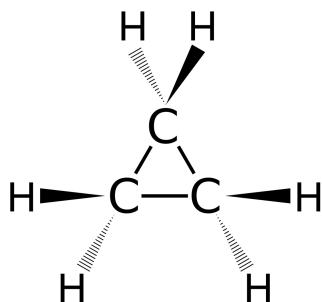


Figure 55

+ H₂

Under certain reaction conditions, propane can be transformed into cyclopropane. (H₂ comes off as a sideproduct.)




Figure 56

Cyclopropane (unstable, lots of ring strain)

Figure 57

Cyclobutane (ring strain)




Figure 58

Cyclopentane (little ring strain)




Figure 59

Cyclohexane (Next to no ring strain)

Figure 60

Cyclodecane

Rings with thirteen or more carbons have virtually no ring strain.

26.1 Naming cycloalkanes

Cycloalkanes are named similarly to their straight-chain counterparts. Simply add the root "cyclo-" before the alkane part of the name.

Example: Propane >> Cyclopropane

When naming cycloalkanes, the **cyclo** prefix is used for alphabetization.

26.2 Substituents

If a cycloalkane has only one substituent, it is not necessary to assign that substituent a number. If there is more than one substituent, then it is necessary to number the carbons and specify which substituent is on which carbon.




Figure 61

Methylcyclopentane

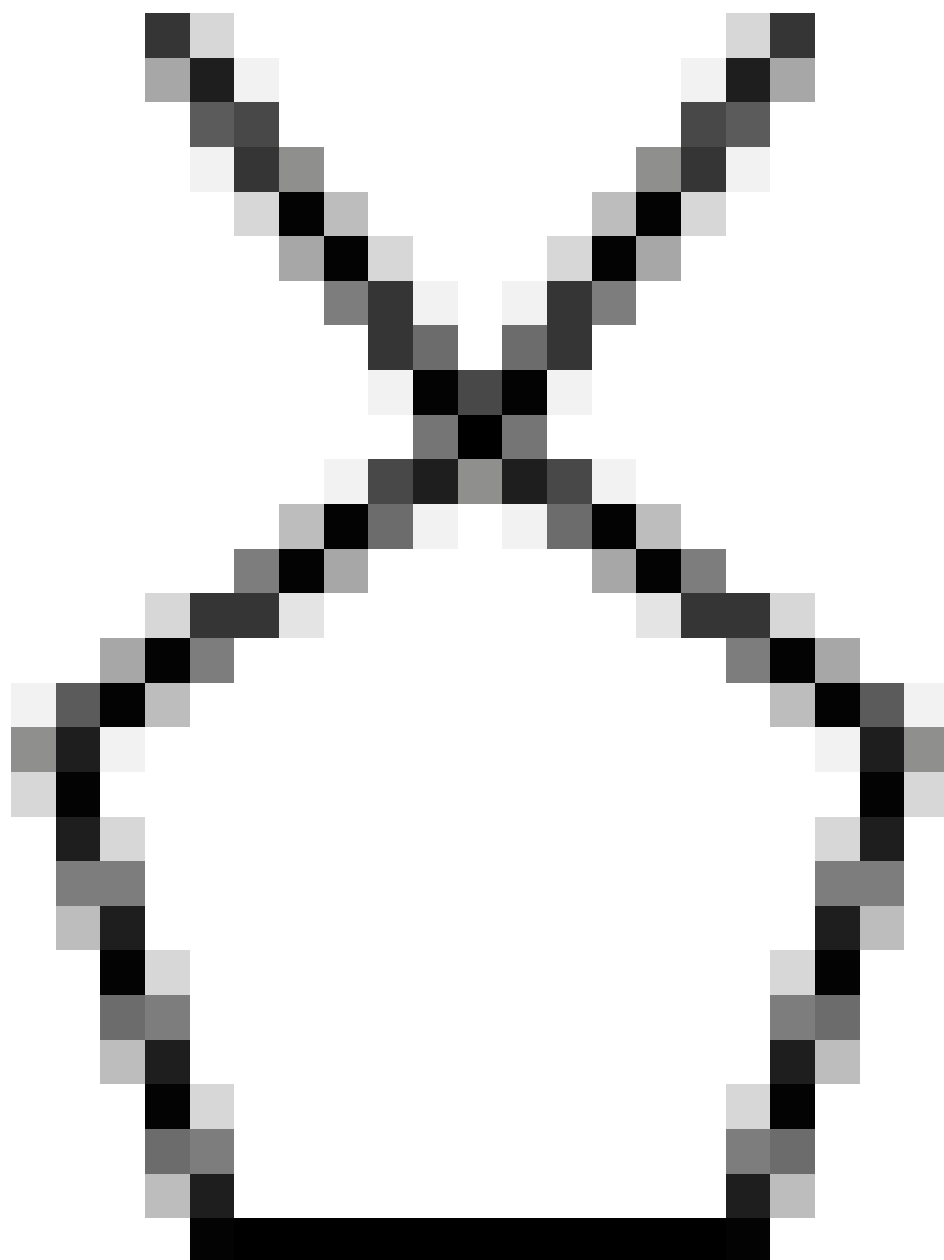


Figure 62

1,1-dimethylcyclopentane

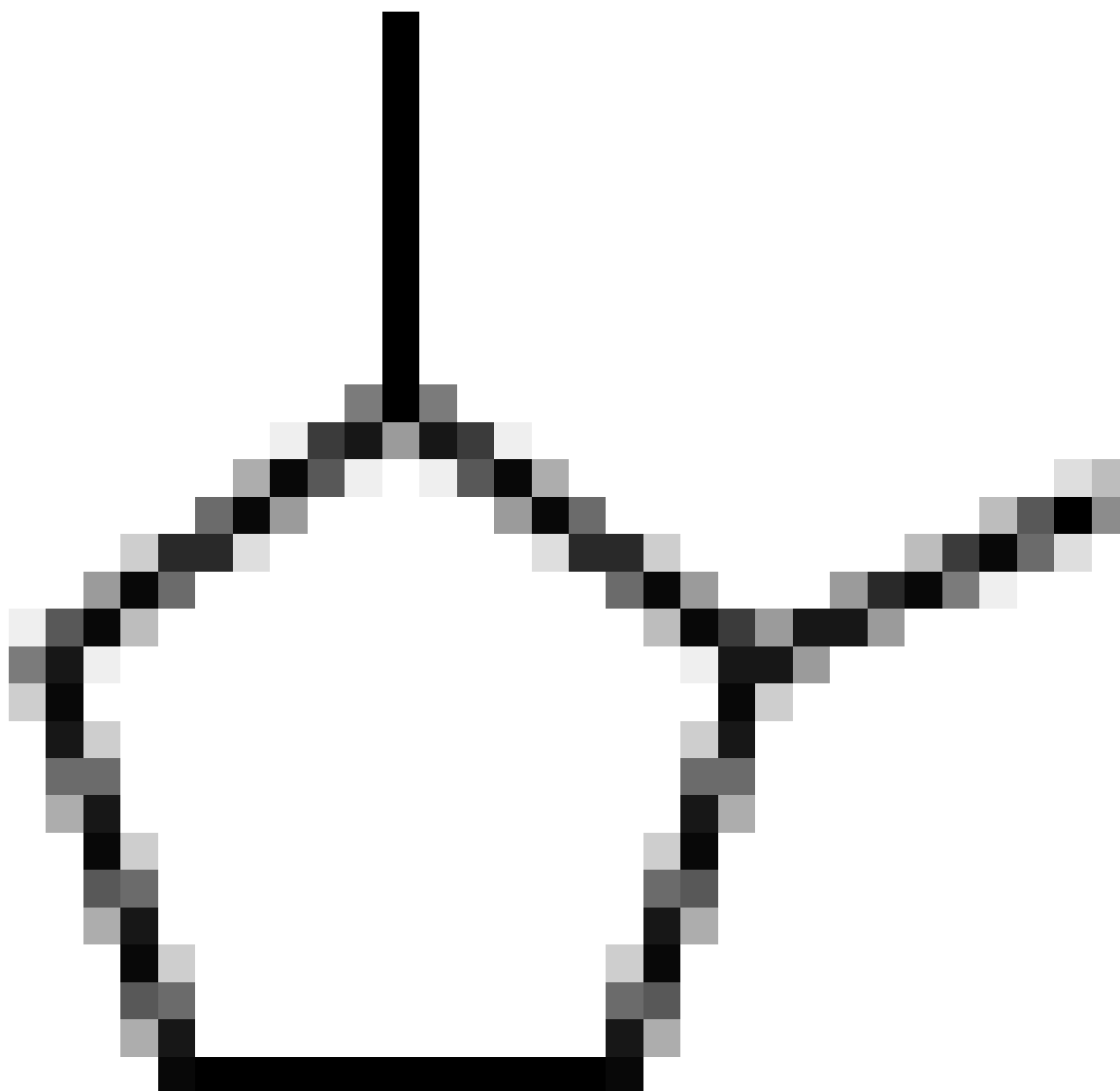


Figure 63

1,2-dimethylcyclopentane




Figure 64

1,3-dimethylcyclopentane

The organic compound

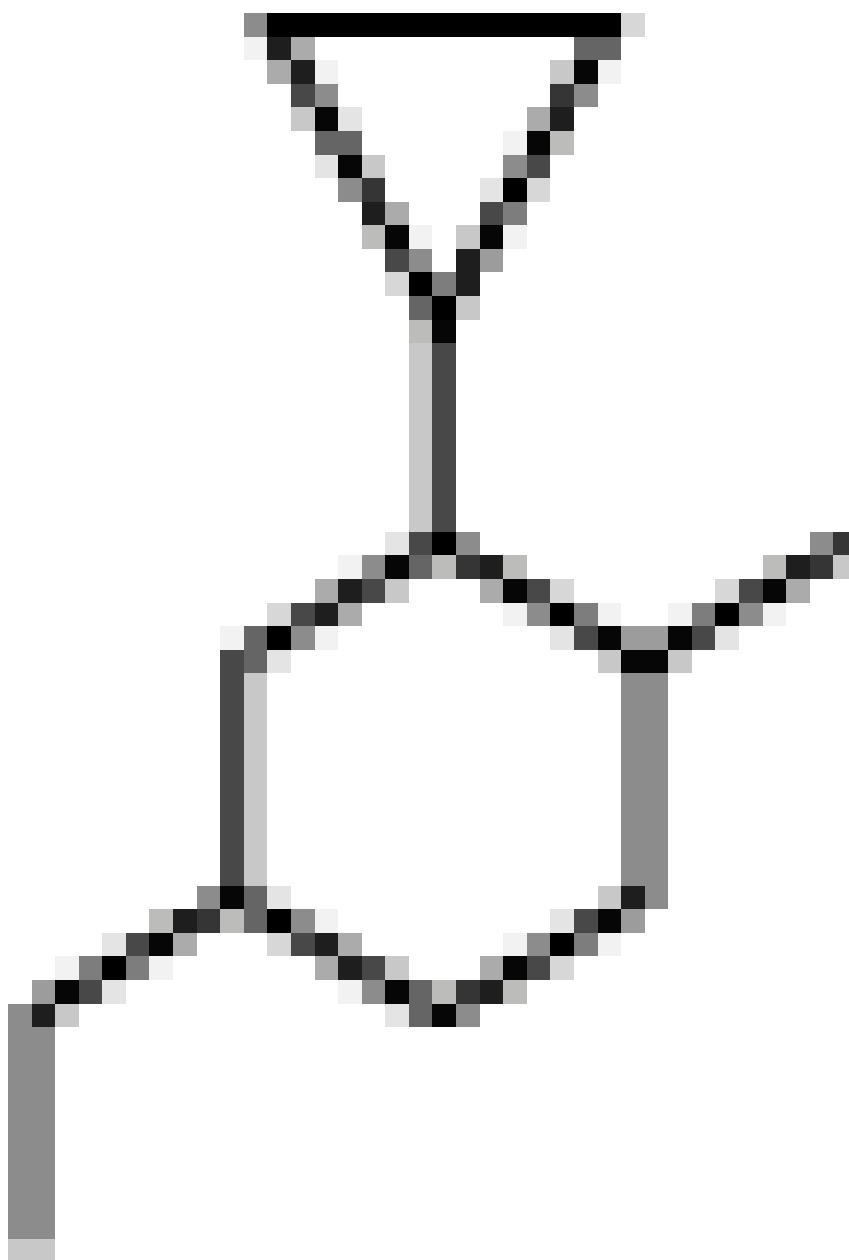


Figure 65

could be named and numbered

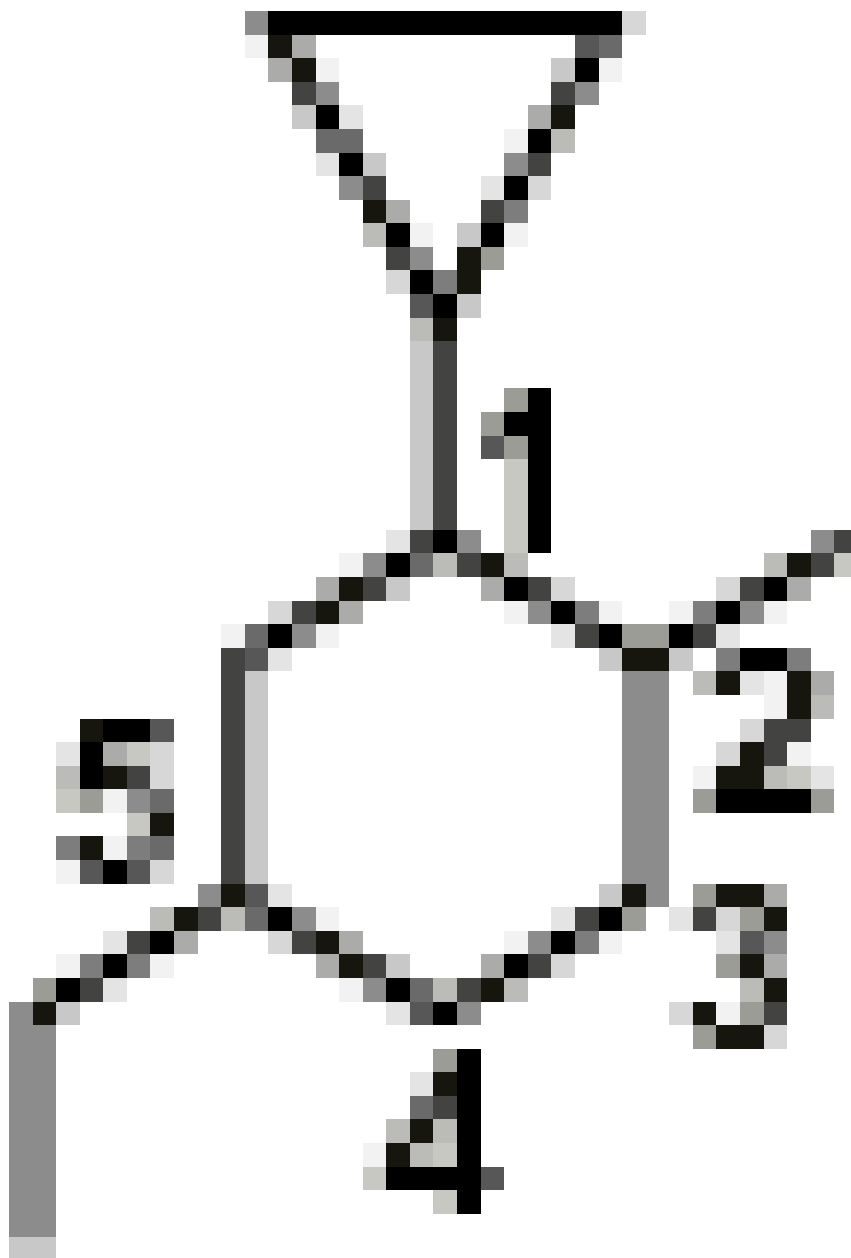


Figure 66

1-cyclopropyl-5-ethyl-2-methylcyclohexane
and should be named

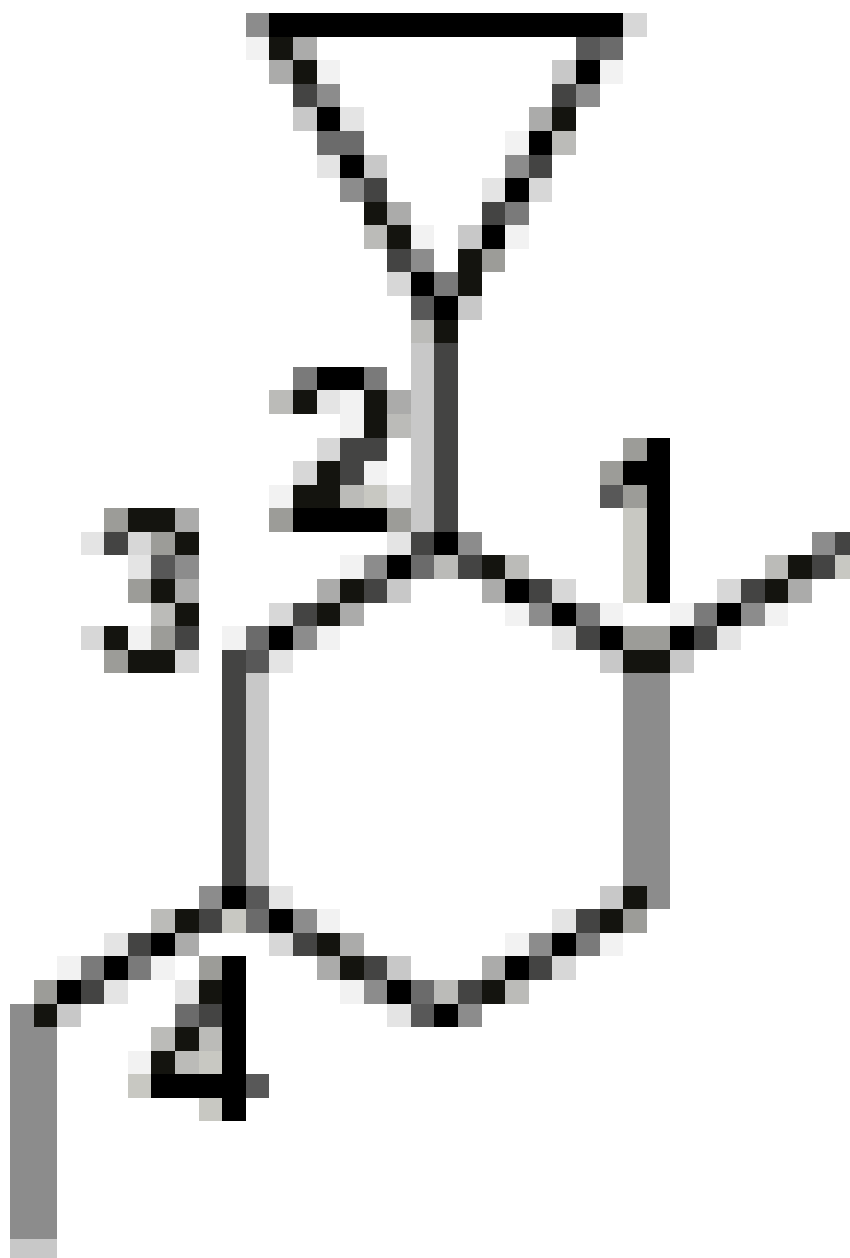


Figure 67

2-cyclopropyl-4-ethyl-1-methylcyclohexane

because it produces a lower numbered name ($1+5+2=8$ vs. $2+4+1=7$).

In the following example, notice that the longer chain is the parent and the cycloalkane is the substituent.

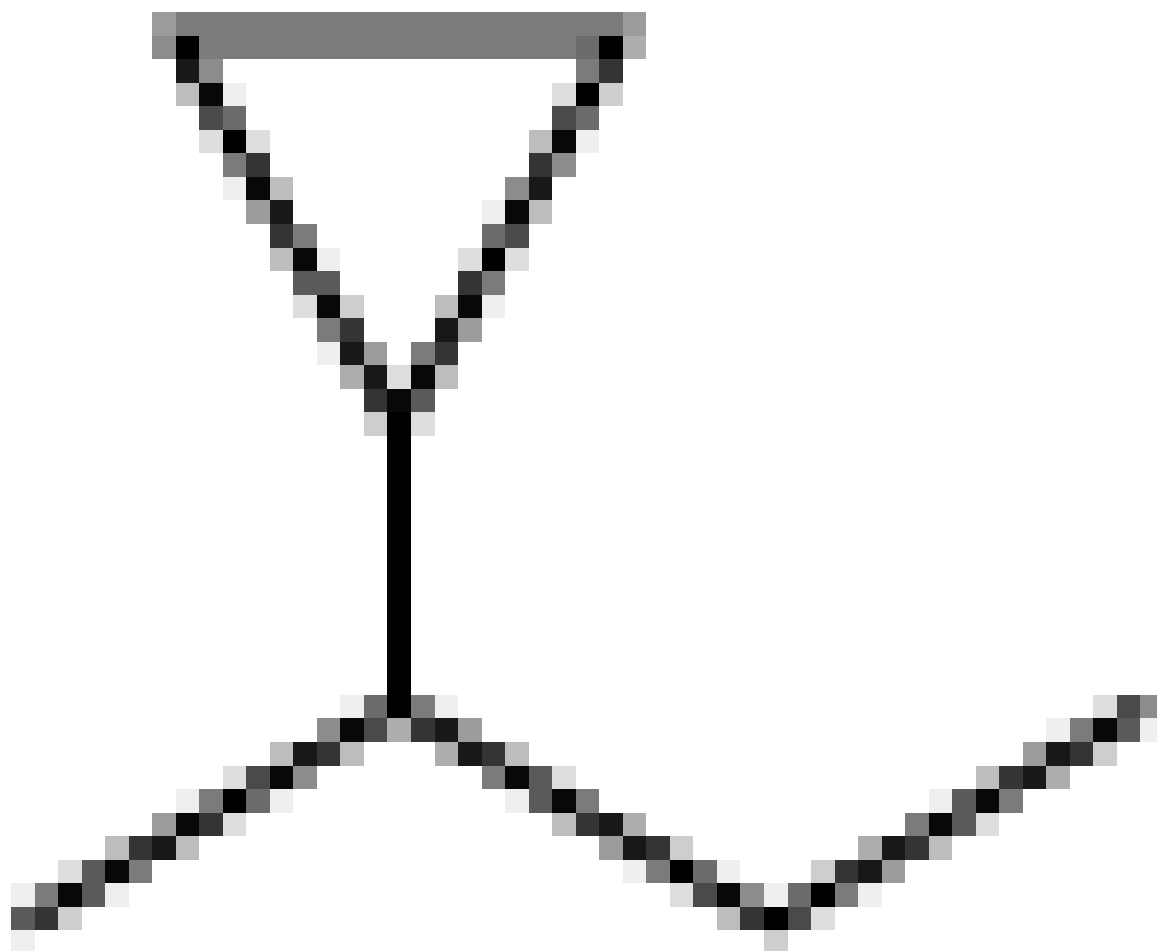


Figure 68

2-Cyclopropylbutane




Figure 69

1,3-dicyclopropylpropane

26.3 Multicyclic alkanes

Multicyclic alkanes are hydrocarbons that have *more than one bonded cyclic ring*. These abound in biology as all kinds of hormones, steroids, cholesterol, carbohydrates, etc.

They are named as bicycloalkanes, tricycloalkanes, etc.

They are named slightly differently than singularly cyclic alkanes.

Figure 70

Bicyclo[2.1.0]pentane

Multicyclic alkanes are found frequently in living beings:

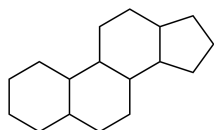


Figure 71

Part of Cholesterol

We will get to some of the most interesting multicyclic rings later on when we study benzene and aromaticity.

26.4 Stereochemistry

Because the C-C bonds in cycles cannot rotate through 360 degrees, substituted cycloalkanes and similar compounds can exhibit diastereomerism¹. This is comparable to alkenes which show cis/trans (or E/Z) isomerism. The isomers can be named using cis/trans notation², or more rigorously using R-S notation³.

1 Chapter 36 on page 151

2 Chapter 37.1 on page 153

3 Chapter 41 on page 163

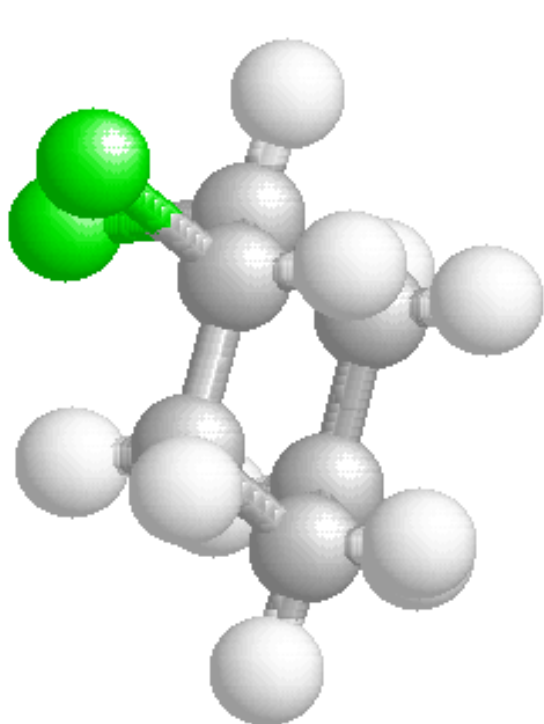


Figure 72

cis-1,2-dichlorocyclohexane
1(R),2(S)-dichlorocyclohexane

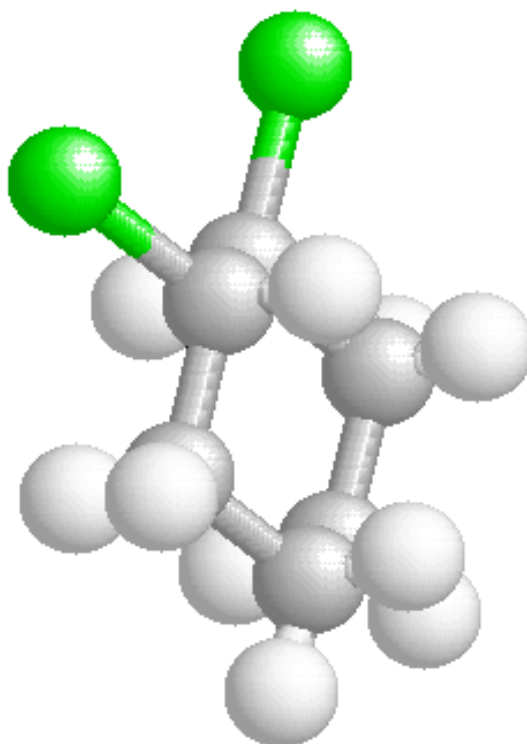


Figure 73

trans-1,2-dichlorocyclohexane
1(S),2(S)-dichlorocyclohexane

Conformers, or conformational isomers, are different arrangements of the same molecule in space. Do not confuse them with any kind of true isomer as they are in every way the same molecule. The difference is in how the molecule is bent or twisted in space in any one instant of time.

26.5 Cyclohexane

The first molecule that is generally presented in a discussion of cycloalkane conformers is cyclohexane. It comes in several flavors; the main ones are the chair conformation and the boat conformation.



Figure 74

Boat conformation



Figure 75

Chair conformation

Note: In the above models, the straight lines represent single bonds, the lumps represent carbon atoms, and the open ends represent hydrogen atoms.

Consider getting a good molecular model set if you do not yet have one. They are not as inexpensive as you would hope but they help most people immensely to understand the way molecules look in three dimensions. Follow this link⁴ to places you can buy a molecular model kit.

The chair conformation (can you see how it looks like a chair?) is lower in energy than the boat conformation. This is because the two ends of the molecule are farther apart and avoid steric hindrance.

Hydrogen atoms in a cyclohexane can be divided into two types:

1. **Axial** , that point towards the top and bottom, and
2. **Equatorial** , that point out away from the edge of the molecule

When hydrogens are replaced with other, bulkier groups, it becomes apparent that the axial positions are less energetically favored than the equatorial positions. That means that, if given a choice, bulkier groups will tend to bond to cyclohexane in equatorial positions, as this reduces their steric hindrance and potential energy.

26.6 Other cycloalkanes

Cyclopentane flips between slightly different conformers as well.

⁴ <https://en.wikibooks.org/wiki/..%2F..%2FPlaces%20to%20buy%20organic%20chemistry%20models>

27 Newman projections and conformers

28 Conformations

Different arrangements of atoms that can be converted in to one another by rotation about single bonds are called conformations. there are infinite arrangement which arise due free rotation around carbon - carbon sigma bond , different conformations corresponding to energy minima are called conformational isomers . the conformational isomerism arises due to free rotation along a bond

29 Stereoisomers and chirality

30 Stereoisomers

Stereoisomers are a type of isomer where the order of the atoms in the two molecules is the same but their arrangement in space is different.

To understand this we need to take a look at the ways that organic molecules can and cannot move. Again, using three-dimensional models is a great tool to visualize this and almost essential for most people to grasp these concepts clearly.

With cyclo-alkanes, we observe that a group placed on one side of a ring stays on that same side. Except in very large rings (13+ carbons) the carbons are not free to rotate all of the way around their axes. This means that a group that is axial will not move into an equatorial position, and vice versa.

Stereoisomerism is the arrangement of atoms in molecules whose connectivity remains the same but their arrangement in space is different in each isomer.

The two main types of stereoisomerism are:

- Diastereomerism (including 'cis-trans isomerism')
- Optical Isomerism (also known as 'enantiomerism' and 'chirality')

30.1 Cis-trans Isomerism

Main article: Diastereomers¹

Cis/trans isomerism occurs when a double bond is present, because the pi bond involved prevents that bond from being "twisted" the same way that a single bond can be. A good example is 1,2-dichloroethene: $C_2H_2Cl_2$. Consider the two examples below:

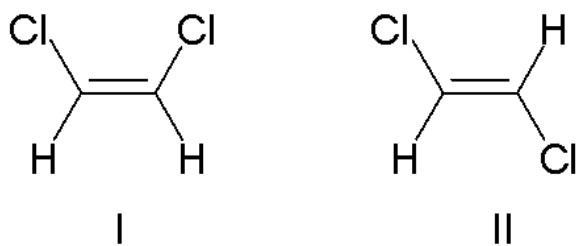


Figure 76 Dichloroethene isomers

The two molecules shown above are *cis* -1,2-dichloroethene and *trans* -1,2-dichloroethene.

¹ Chapter 36 on page 151

This is more specifically an example of diastereomerism. These two molecules are stereoisomers because the two carbon atoms cannot be rotated relative to each other, due to the rigidity caused by the pi bond between them. Therefore, they are not "superimposeable" - they are not identical, and cannot take each other's place. However, the isomers are not mirror images of one another, so they are not enantiomers; therefore they must be diastereomers.

Diastereomers usually have different chemical and physical properties and can exhibit dramatically different biological activity.

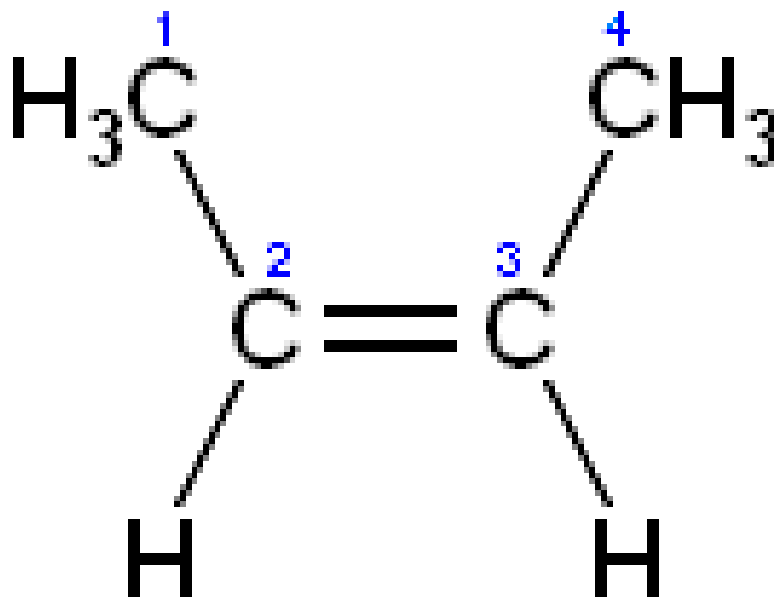


Figure 77 Cis-2-butene

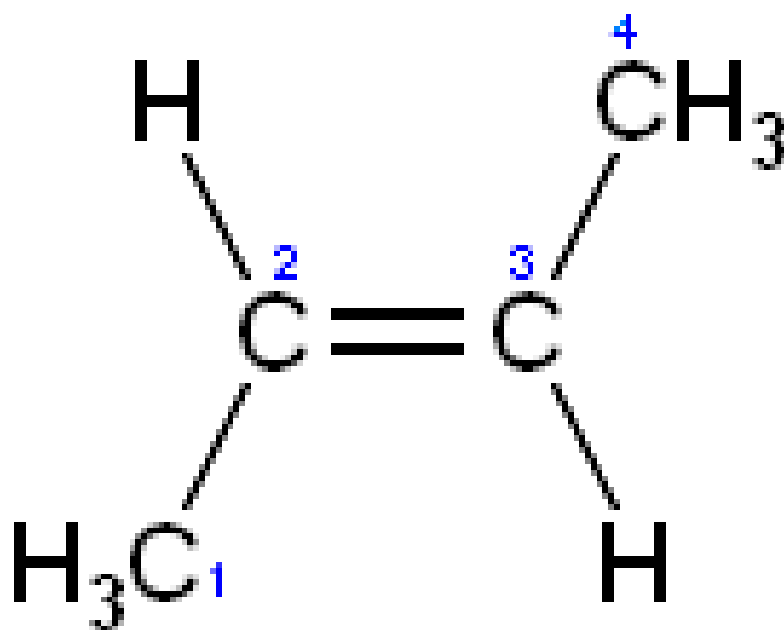


Figure 78 Trans-2-butene

There are two forms of these isomers; the *cis* and *trans* versions. The form in which the substituent hydrogen atoms are on the same side of the bond that doesn't allow rotation is called *cis*; the form in which the hydrogens are on opposite sides of the bond is called *trans*. An example of a small hydrocarbon displaying cis-trans isomerism is 2-butene.

Alicyclic compounds can also display cis-trans isomerism. As an example of a geometric isomer due to a ring structure, consider 1,2-dichlorocyclohexane:

30.2 Optical Isomerism

Main article: Chirality²

Optical isomers are stereoisomers formed when asymmetric centers are present, for example, a carbon with four different groups bonded to it. Enantiomers are two optical isomers (i.e. isomers that are reflections of each other). Every stereocenter in one isomer has the opposite configuration in the other.

Compounds that are enantiomers of each other have the same physical properties, except for the direction in which they rotate polarized light and how they interact with different optical isomers of other compounds.

In nature, most biological compounds, such as amino acids, occur as single enantiomers. As a result, different enantiomers of a compound may have substantially different biological effects.

When a molecule has more than one source of asymmetry, two optical isomers may be neither perfect reflections of each other nor superimposable: some but not all stereocenters are inverted. These molecules are diastereomers, not enantiomers. Diastereomers seldom have the same physical properties.

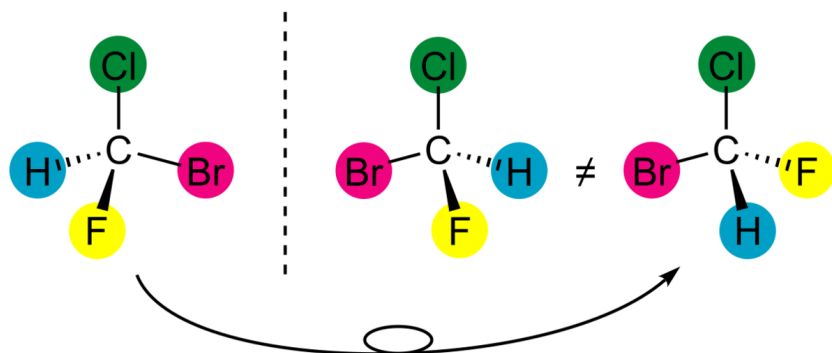


Figure 79 The two enantiomers of bromochlorofluoromethane and their relationship.

Optical isomerism is a form of isomerism (specifically stereoisomerism) where the two different isomers are the same in every way except being non-superposable [1] mirror images of each other. Optical isomers are known as chiral molecules (pronounced ki-rall) .

31 Unit 3: Stereochemistry

Stereoisomers are isomers which have the same pattern of bonding but with atoms arranged differently in space. Stereoisomers are also known as **geometric isomers** but confusingly this latter term is often used to refer only to 'cis/trans isomers'.

There are two types of stereoisomer:

Enantiomers

two isomers which are mirror images of each other; also known as **optical isomers** due to the fact that two enantiomers will rotate plane-polarized light in equal, but opposite directions. **Chirality** is (yet) another term for enantiomerism.

Diastereomers

stereoisomers which are not enantiomers.

Stereoisomerism can be caused by:

Stereocenters

if a carbon atom has four different groups attached to it, it will exhibit enantiomerism. Other causes of enantiomerism include helical structures.

Non-rotation of bonds

the C=C bond cannot rotate and is the most common cause of diastereomerism. Other causes are cyclic compounds and steric hindrance.

32 Chirality

32.1 Introduction

Chirality (pronounced kie-RAL-it-tee) is the property of *handedness*. If you attempt to superimpose your right hand on top of your left, the two do not match up in the sense that your right hand's thumb overlays your left hand's pinky finger. Your two hands cannot be superimposed identically, despite the fact that your fingers of each hand are connected in the same way. Any object can have this property, including molecules.

An object that is **chiral** is an object that can not be superimposed on its mirror image. Chiral objects don't have a *plane of symmetry*. An achiral object has a plane of symmetry or a rotation-reflection axis, i.e. reflection gives a rotated version.

Optical isomers or **enantiomers** are stereoisomers which exhibit chirality. Optical isomerism is of interest because of its application in inorganic chemistry, organic chemistry, physical chemistry, pharmacology and biochemistry.

They are often formed when asymmetric centers are present, for example, a carbon with four different groups bonded to it. Every stereocenter in one enantiomer has the opposite configuration in the other.

When a molecule has more than one source of asymmetry, two optical isomers may be neither perfect reflections of each other nor superimposeable: some but not all stereocenters are inverted. These molecules are an example of **diastereomers**: They are not enantiomers. Diastereomers seldom have the same physical properties. Sometimes, the stereocentres are themselves symmetrical. This causes the counterintuitive situation where two chiral centres may be present but no isomers result. Such compounds are called **meso compounds**.

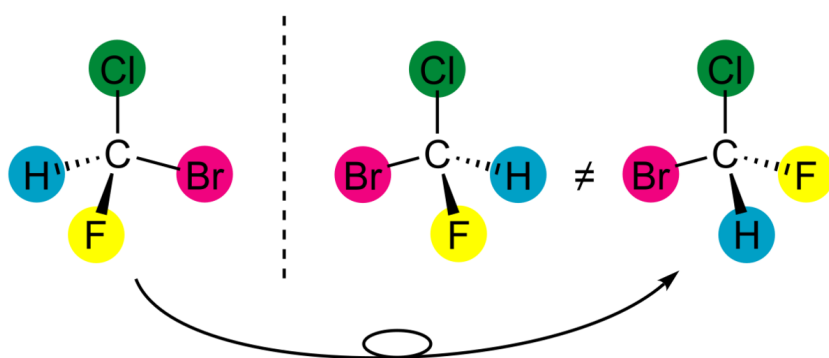


Figure 80 Chiral relationship.

A mixture of equal amounts of both enantiomers is said to be a **racemic mixture**.

It is the symmetry of a molecule (or any other object) that determines whether it is chiral or not. Technically, a molecule is achiral (not chiral) if and only if it has an axis of improper rotation; that is, an n -fold rotation (rotation by $360^\circ/n$) followed by a reflection in the plane perpendicular to this axis which maps the molecule onto itself. A chiral molecule is not necessarily dissymmetric (completely devoid of symmetry) as it can have, e.g., rotational symmetry. A simplified rule applies to tetrahedrally-bonded carbon, as shown in the illustration: if all four substituents are different, the molecule is chiral.

It is important to keep in mind that molecules which are dissolved in solution or are in the gas phase usually have considerable flexibility and thus may adopt a variety of different conformations. These various conformations are themselves almost always chiral. However, when assessing chirality, one must use a structural picture of the molecule which corresponds to just one chemical conformation - the one of lowest energy.

32.2 Chiral Compounds With Stereocenters

Most commonly, chiral molecules have point chirality, centering around a single atom, usually carbon, which has four different substituents. The two enantiomers of such compounds are said to have different absolute configurations at this center. This center is thus stereogenic (i.e., a grouping within a molecular entity that may be considered a focus of stereoisomerism), and is exemplified by the α -carbon of amino acids.

The special nature of carbon, its ability to form four bonds to different substituents¹, means that a mirror image of the carbon with four different bonds will not be the same as the original compound, no matter how you try to rotate it. Understanding this is vital because the goal of organic chemistry is understanding how to use tools to synthesize a compound with the desired chirality, because a different arrangement may have no effect, or even an undesired one.

A carbon atom is chiral if it has four different items bonded to it at the same time. Most often this refers to a carbon with three heteroatoms and a hydrogen, or two heteroatoms plus a bond to another carbon plus a bond to a hydrogen atom. It can also refer to a nitrogen atom bonded to four different types of molecules, if the nitrogen atom is utilizing its lone pair as a nucleophile. If the nitrogen has only three bonds it is **not** chiral, because the lone pair of electrons can flip from one side of the atom to the other spontaneously.

Any atom in an organic molecule that is bonded to four different types of atoms or chains of atoms can be considered "chiral".

If a carbon atom (or other type of atom) has four different substituents, that carbon atom forms a *chiral center* (also known as a *stereocenter*). Chiral molecules often have one or more stereocenters. When drawing molecules, stereocenters are usually indicated with an asterisk near the carbon.

Example:

Figure 81 Which of the indicated carbon atoms is a stereocenter?

¹ <https://en.wikipedia.org/wiki/substituent>

Left : The carbon atom has a Cl, a Br, and 2 CH₃. That's only 3 different substituents, which means this is not a stereocenter.

Center : The carbon atom has one ethyl group (CH₂CH₃), one methyl group (CH₃) and 2 H. This is not a stereocenter.

Right : The carbon atom has a Cl and 1 H. Then you must look around the ring. Since one side has a double bond and the other doesn't, it means the substituents off that carbon are different. The 4 different substituents make this carbon a stereocenter and makes the molecule chiral.

A molecule can have multiple chiral centers without being chiral overall: It is then called a meso compound. This occurs if there is a symmetry element (a mirror plane or inversion center) which relates the chiral centers.

32.2.1 Fischer projections

Fischer projections (after the German chemist Hermann Emil Fischer²) is an ingenious means for representing configurations of carbon atoms. Taking in consideration a carbon center, place horizontally the bonds extending towards the observer. The backward bonds will be vertical. This position is then shorthanded as two lines: the horizontal (forward) and the vertical, as showed in the figure below:

² <https://en.wikipedia.org/wiki/Emil%20Fischer>

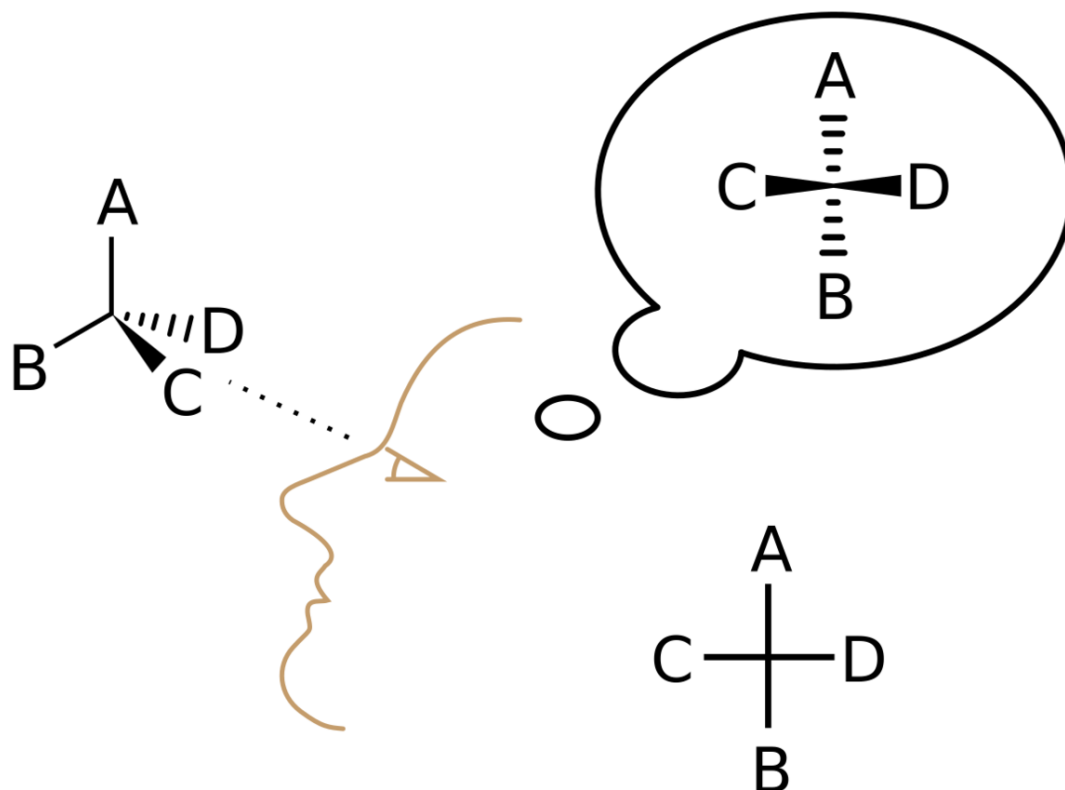


Figure 82 Principle of Fischer projection

Operations on Fischer projections

- in a Fischer projection, exchange two substituent positions results in the inversion of the stereocenter
- rotation by 90° of the Fischer projection results in inversion
- rotation by 180° of the Fischer projection preserves the configuration

32.3 Naming conventions

There are three main systems for describing configuration: the oldest, the *relative* whose use is now deprecated, and the current, or *absolute*. The relative configuration description is still used mainly in glycochemistry. Configuration can also be assigned on the purely empirical basis of the optical activity.

32.3.1 By optical activity: (+)- and (-)-

An optical isomer can be named by the direction in which it rotates the plane of polarized light. If an isomer rotates the plane clockwise as seen by a viewer towards whom the light is traveling, that isomer is labeled (+). Its counterpart is labeled (-). The (+) and (-) isomers have also been termed d- and l-, respectively (for dextrorotatory and levorotatory). This labeling is easy to confuse with D- and L- and is therefore not encouraged by IUPAC.

The fact that an enantiomer can rotate polarised light clockwise (*d* - or *+* - enantiomer) does not relate with the relative configuration (D- or L-) of it.

32.3.2 By relative configuration: D- and L-

Fischer, whose research interest was in carbohydrate chemistry, took glyceraldehyde (the simplest sugar, systematic name 2,3-dihydroxyethanal) as a template chiral molecule and denoted the two possible configurations with D- and L-, which rotated polarised light clockwise and counterclockwise, respectively.

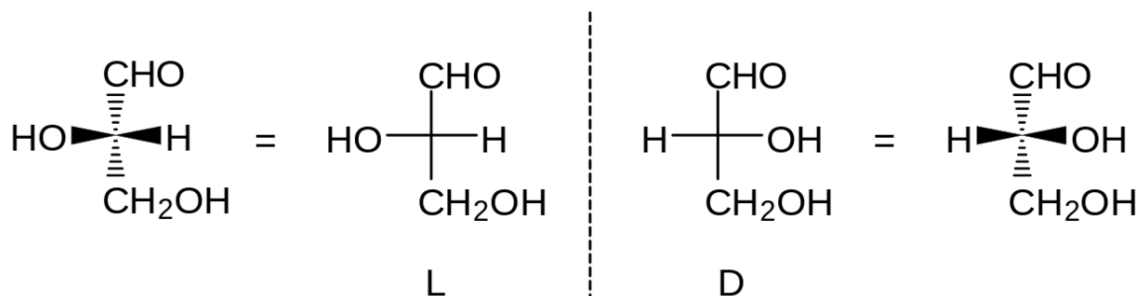
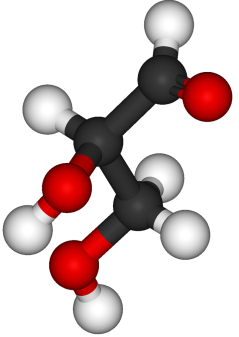
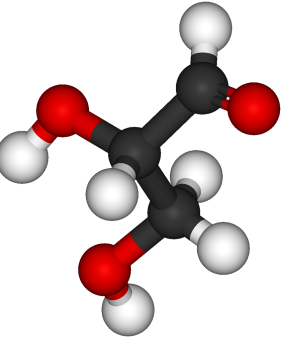


Figure 83 Glyceraldehyde, the starting molecule for *relative configuration* assignment

All other molecules are assigned the D- or L- configuration if the chiral centre can be formally obtained from glyceraldehyde by substitution. For this reason the D- or L- naming scheme is called *relative configuration*.

D-glyceraldehyde $\begin{array}{c} \text{H}-\text{C}=\text{O} \\ \\ \text{H}-\text{C}-\text{OH} \\ \\ \text{CH}_2\text{OH} \end{array}$	L-glyceraldehyde
$\begin{array}{c} \text{OH} \\ \\ \text{HO}-\text{CH}-\text{CH}_2-\text{CHO} \end{array}$	$\begin{array}{c} \text{OH} \\ \vdots \\ \text{HO}-\text{CH}-\text{CH}_2-\text{CHO} \end{array}$
	

An optical isomer can be named by the spatial configuration of its atoms. The D/L system does this by relating the molecule to glyceraldehyde. Glyceraldehyde is chiral itself, and its two isomers are labeled D and L. Certain chemical manipulations can be performed on glyceraldehyde without affecting its configuration, and its historical use for this purpose (possibly combined with its convenience as one of the smallest commonly-used chiral molecules) has resulted in its use for nomenclature. In this system, compounds are named by analogy to glyceraldehyde, which generally produces unambiguous designations, but is easiest to see in the small biomolecules similar to glyceraldehyde.

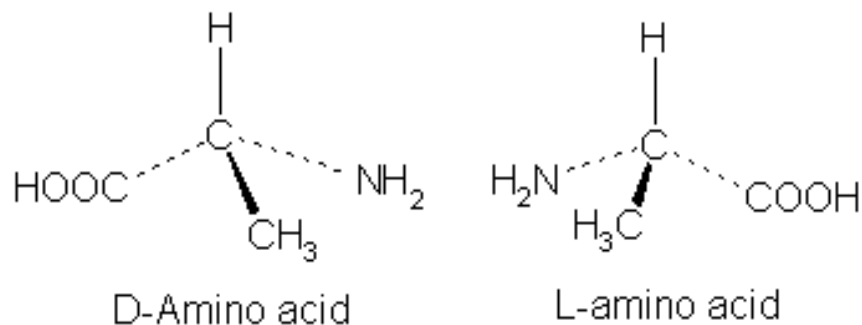


Figure 90 Optical isomers

One example is the amino acid alanine: alanine has two optical isomers, and they are labeled according to which isomer of glyceraldehyde they come from. Glycine, the amino acid derived from glyceraldehyde, incidentally, does not retain its optical activity, since its central carbon is not chiral. Alanine, however, is essentially methylated glycine and shows optical activity.

The D/L labeling is unrelated to (+)/(-); it does not indicate which enantiomer is dextrorotatory and which is levorotatory. Rather, it says that the compound's stereochemistry is related to that of the dextrorotatory or levorotatory enantiomer of glyceraldehyde. Nine of the nineteen L-amino acids commonly found in proteins are dextrorotatory (at a wavelength of 589 nm), and D-fructose is also referred to as levulose because it is levorotatory.

The dextrorotatory isomer of glyceraldehyde is in fact the D isomer, but this was a lucky guess. At the time this system was established, there was no way to tell which configuration was dextrorotatory. (If the guess had turned out wrong, the labeling situation would now be even more confusing.)

A rule of thumb for determining the D/L isomeric form of an amino acid is the "CORN" rule. The groups:

COOH, R, NH₂ and H (where R is an unnamed carbon chain)

are arranged around the chiral center carbon atom. If these groups are arranged clockwise around the carbon atom, then it is the L-form. If counter-clockwise, it is the D-form. This rule only holds when the hydrogen atom is pointing out of the page.³

³ <http://www.chemguide.co.uk/organicprops/aminoacids/background.html>

32.3.3 By absolute configuration: R- and S-

Main article: R-S System⁴

The absolute configuration system stems from the Cahn-Ingold-Prelog priority rules⁵, which allow a precise description of a stereocenter without using any reference compound. In fact the basis is now the atomic number of the stereocenter substituents.

The R/S system is another way to name an optical isomer by its configuration, without involving a reference molecule such as glyceraldehyde. It labels each chiral center R or S according to a system by which its ligands are each assigned a priority, according to the Cahn Ingold Prelog priority rules, based on atomic number.

This system labels each chiral center in a molecule (and also has an extension to chiral molecules not involving chiral centers). It thus has greater generality than the D/L system, and can label, for example, an (R,R) isomer versus an (R,S) — diastereomers.

The R/S system has no fixed relation to the (+)/(-) system. An R isomer can be either dextrorotatory or levorotatory, depending on its exact ligands.

The R/S system also has no fixed relation to the D/L system. For example, one of glyceraldehyde's ligands is a hydroxy group, -OH. If a thiol group, -SH, were swapped in for it, the D/L labeling would, by its definition, not be affected by the substitution. But this substitution would invert the molecule's R/S labeling, due to the fact that sulfur's atomic number is higher than carbon's, whereas oxygen's is lower. [Note: This seems incorrect. Oxygen has a higher atomic number than carbon. Sulfur has a higher atomic number than oxygen. The reason the assignment priorities change in this example is because the CH₂SH group gets a higher priority than the CHO, whereas in glyceraldehyde the CHO takes priority over the CH₂OH.]

For this reason, the D/L system remains in common use in certain areas, such as amino acid and carbohydrate chemistry. It is convenient to have all of the common amino acids of higher organisms labeled the same way. In D/L, they are all L. In R/S, they are not, conversely, all S — most are, but cysteine, for example, is R, again because of sulfur's higher atomic number.

The word “racemic” is derived from the Latin word for grape; the term having its origins in the work of Louis Pasteur who isolated racemic tartaric acid from wine.

32.4 Chiral Compounds Without Stereocenters

It is also possible for a molecule to be chiral without having actual point chirality (stereocenters). Commonly encountered examples include 1,1'-bi-2-naphthol (BINOL) and 1,3-dichloro-allene which have axial chirality, and (E)-cyclooctene which has planar chirality.

⁴ Chapter 41 on page 163

⁵ https://en.wikipedia.org/wiki/Cahn_Ingold_Prelog_priority_rules

For example, the isomers which are shown by the following figure are different. The two isomers cannot convert from one to another spontaneously because of restriction of rotation of double bonds.

Figure 91

Other types of chiral compounds without stereocenters (like restriction of rotation of a single bond because of steric hindrance) also exist. Consider the following example of the R and S binol molecules:

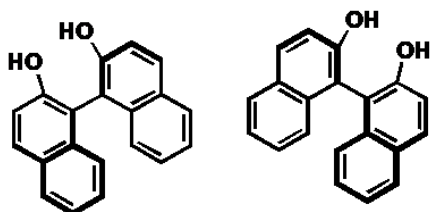


Figure 92

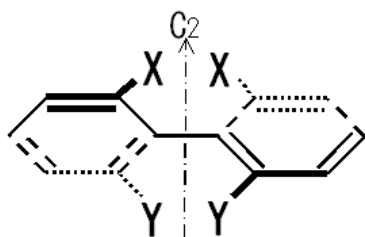


Figure 93

The biphenyl C-C bond cannot rotate if the X and Y groups cause steric hindrance.

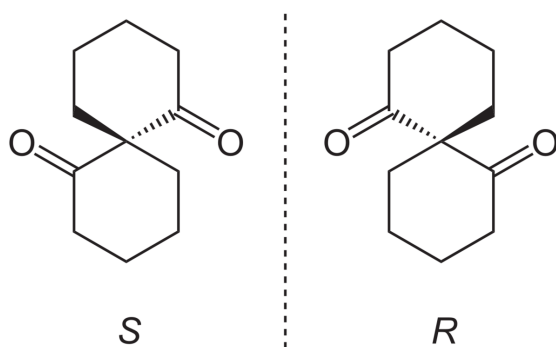


Figure 94

This compound exhibits spiral chirality.

32.5 Properties of optical isomers

Enantiomers have - *when present in a symmetric environment* - identical chemical and physical properties except for their ability to rotate plane-polarized light by equal amounts but in opposite directions. A solution of equal parts of an optically-active isomer and its enantiomer is known as a racemic solution and has a net rotation of plane-polarized light of zero.

Enantiomers differ in how they interact with different optical isomers of other compounds. In nature, most biological compounds (such as amino acids) occur as single enantiomers. As a result, different enantiomers of a compound may have substantially different biological effects. Different enantiomers of the same chiral drug can have very different pharmacological effects, mainly because the proteins they bind to are also chiral.

For example, spearmint leaves and caraway seeds respectively contain L-carvone and D-carvone - enantiomers of carvone. These smell different to most people because our taste receptors also contain chiral molecules which behave differently in the presence of different enantiomers.

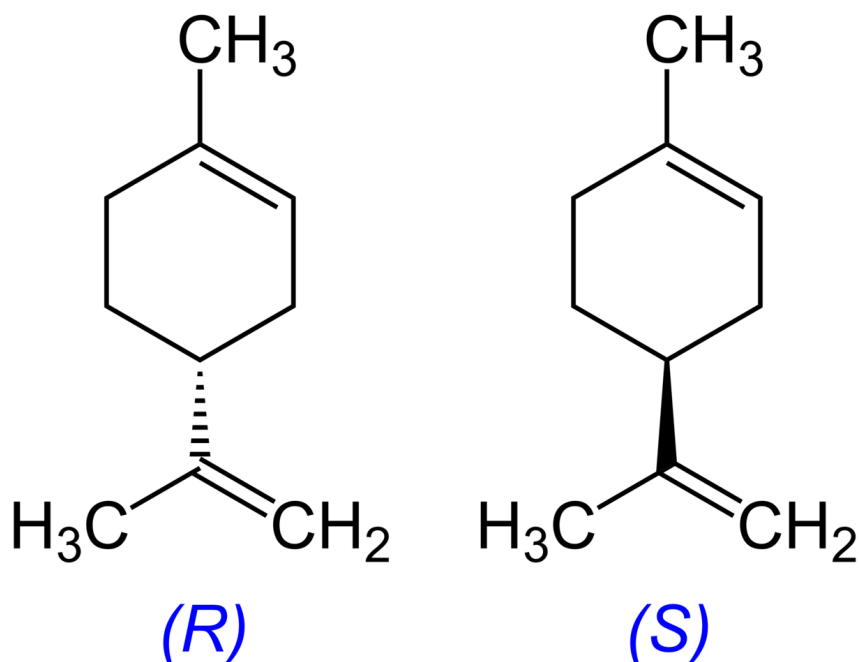


Figure 95 Limonene enantiomers have different smells.

D-form Amino acids tend to taste sweet, whereas L-forms are usually tasteless. This is again due to our chiral taste molecules. The smells of oranges and lemons are examples of the D and L enantiomers.

Penicillin's activity is stereoselective. The antibiotic only works on peptide links of D-alanine which occur in the cell walls of bacteria - but not in humans. The antibiotic can kill only the bacteria, and not us, because we don't have these D-amino acids.

The electric and magnetic fields of polarized light oscillate in a geometric plane. An axis normal to this plane gives the direction of energy propagation. Optically active isomers rotate the plane that the fields oscillate in. The polarized light is actually rotated in a racemic mixture as well, but it is rotated to the left by one of the two enantiomers, and to the right by the other, which cancel out to zero net rotation.

32.6 Chirality in biology

Many biologically-active molecules are chiral, including the naturally-occurring amino acids (the building blocks of proteins), and sugars. Interestingly, in biological systems most of these compounds are of the same chirality: most amino acids are L and sugars are D. The origin of this homochirality in biology is the subject of much debate.

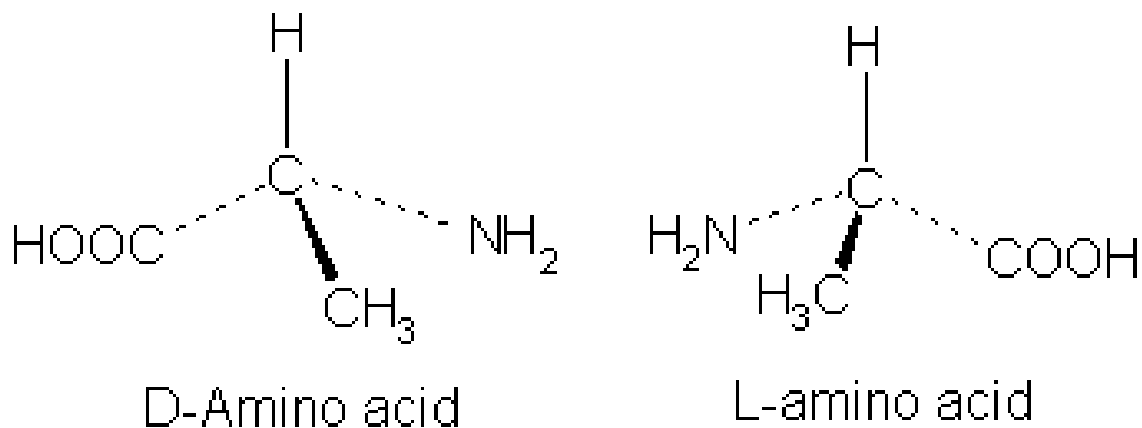


Figure 96 Enantiomers of amino acids.

Chiral objects have different interactions with the two enantiomers of other chiral objects. Enzymes, which are chiral, often distinguish between the two enantiomers of a chiral substrate. Imagine an enzyme as having a glove-like cavity which binds a substrate. If this glove is right handed, then one enantiomer will fit inside and be bound while the other enantiomer will have a poor fit and is unlikely to bind.

32.7 Chirality in inorganic chemistry

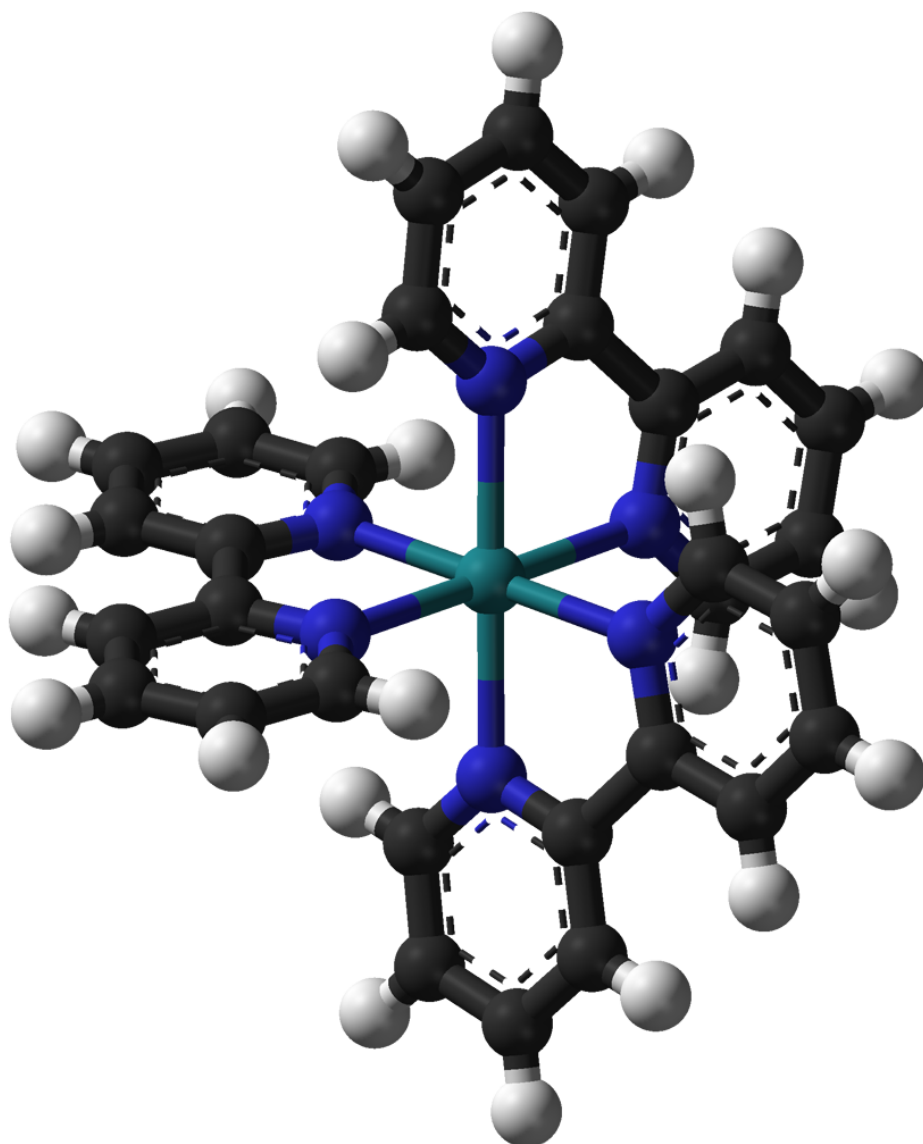


Figure 97 $[\text{Ru}(2,2'\text{-bipyridine})_3]^{2+}$

Many coordination compounds are chiral; for example the well-known $[\text{Ru}(2,2'\text{-bipyridine})_3]^{2+}$ complex in which the three bipyridine ligands adopt a chiral propeller-like arrangement [7]. In this case, the Ru atom may be regarded as a stereogenic centre, with the complex having point chirality. The two enantiomers of complexes such as $[\text{Ru}(2,2'\text{-bipyridine})_3]^{2+}$ may be designated as Λ (left-handed twist of the propeller described by the ligands) and Δ (right-handed twist). Hexol is a chiral cobalt compound.

32.8 More definitions

- Any non-racemic chiral substance is called **scalemic**
- A chiral substance is **enantiopure** or **homochiral** when only one of two possible enantiomers is present.
- A chiral substance is **enantioenriched** or **heterochiral** when an excess of one enantiomer is present but not to the exclusion of the other.
- **Enantiomeric excess** or **ee** is a measure for how much of one enantiomer is present compared to the other. For example, in a sample with 40% ee in R, the remaining 60% is racemic with 30% of R and 30% of S, so that the total amount of R is 70%.

32.9 Enantiopure preparations

Several strategies exist for the preparation of enantiopure compounds. The first method is the separation of a racemic mixture into its isomers. Louis Pasteur in his pioneering work was able to isolate the isomers of tartaric acid because they crystallize from solution as crystals with differing symmetry. A less common and more recently discovered method is by enantiomer self-disproportionation, which is an advanced technique involving the separation of a primarily racemic fraction from a nearly enantiopure fraction via column chromatography.

In a non-symmetric environment (such as a biological environment) enantiomers may react at different speeds with other substances. This is the basis for *chiral synthesis*, which preserves a molecule's desired chirality by reacting it with or catalyzing it with chiral molecules capable of maintaining the product's chirality in the desired conformation (using certain chiral molecules to help it keep its configuration). Other methods also exist and are used by organic chemists to synthesize only (or maybe only *mostly*) the desired enantiomer in a given reaction.

32.10 Enantiopure medications

Advances in industrial chemical processes have allowed pharmaceutical manufacturers to take drugs that were originally marketed in racemic form and divide them into individual enantiomers, each of which may have unique properties. For some drugs, such as zopiclone, only one enantiomer (eszopiclone) is active; the FDA has allowed such once-generic drugs to be patented and marketed under another name. In other cases, such as ibuprofen, both enantiomers produce the same effects. Steroid receptor sites also show stereoisomer specificity.

Examples of racemic mixtures and enantiomers that have been marketed include:

- **Oxofloxacin** (Floxin) and **Levofloxacin** (Levaquin)
- **Bupivacaine** (Marcaine) and **Ropivacaine** (Naropin)
- **Methylphenidate** (Ritalin) and **Dexmethylphenidate** (Focalin)
- **Cetirizine** (Zyrtec) and **Levocetirizine** (Xyzal)
- **Albuterol** (Ventolin) and **Levalbuterol** (Xopenex)

- **Omeprazole** (Prilosec) and **Esomeprazole** (Nexium)
- **Citalopram** (Celexa / Cipramil) and **Escitalopram** (Lexapro / Cipralex)
- **Zopiclone** (Imovane) and **Eszopiclone** (Lunesta)
- **Modafinil** (Provigil) and **Armodafinil** (Nuvigil) — sulfur is the chiral center in modafinil, instead of carbon.

Many chiral drugs must be made with high enantiomeric purity due to potential side-effects of the other enantiomer. (The other enantiomer may also merely be inactive.)

Consider a racemic sample of thalidomide. One enantiomer was thought to be effective against morning sickness while the other is now known to be teratogenic. Unfortunately, in this case administering just one of the enantiomers to a pregnant patient would still be very dangerous as the two enantiomers are readily interconverted *in vivo*. Thus, if a person is given either enantiomer, both the D and L isomers will eventually be present in the patient's serum and so chemical processes may not be used to mitigate its toxicity.

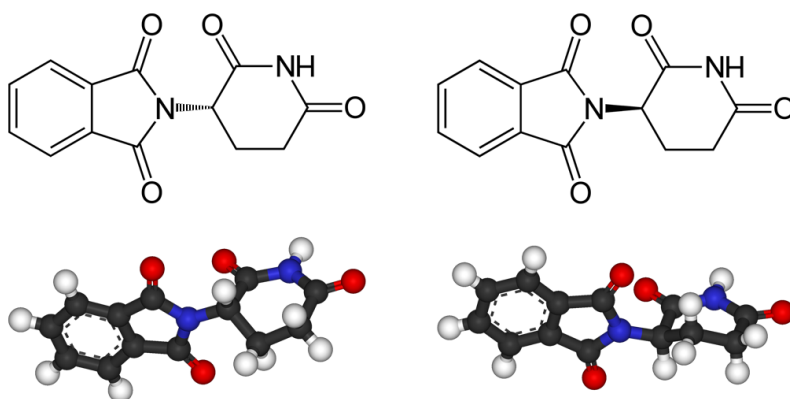


Figure 98 Thalidomide enantiomers.

32.11 See also

Optical activity⁶

6 Chapter 33 on page 143

33 Optical activity

33.1 Optical Activity

Optical activity describes the phenomenon by which chiral molecules are observed to rotate polarized light in either a clockwise or counterclockwise direction. This rotation is a result of the properties inherent in the interaction between light and the individual molecules through which it passes. Material that is either achiral or equal mixtures of each chiral configuration (called a **racemic mixture**) do not rotate polarized light, but when a majority of a substance has a certain chiral configuration the plane can be rotated in either direction.

33.2 What Is Plane Polarized Light?

Polarized light consists of waves of electromagnetic energy in the visible light spectrum where all of the waves are oscillating in the same direction simultaneously. Put simply, imagine a ray of light as a water wave, with crests and peaks. All the peaks of a water wave point in the same direction (up, against gravity) pretty much at the same time. Light is not usually this way - its peaks and troughs are often in random array, so one ray of light's peaks might point in a direction 90° opposite of another ray. When all of the rays have their peaks pointing in the same direction - like all the waves in the ocean have peaks pointing up - then those rays of light are said to be polarized to one another.

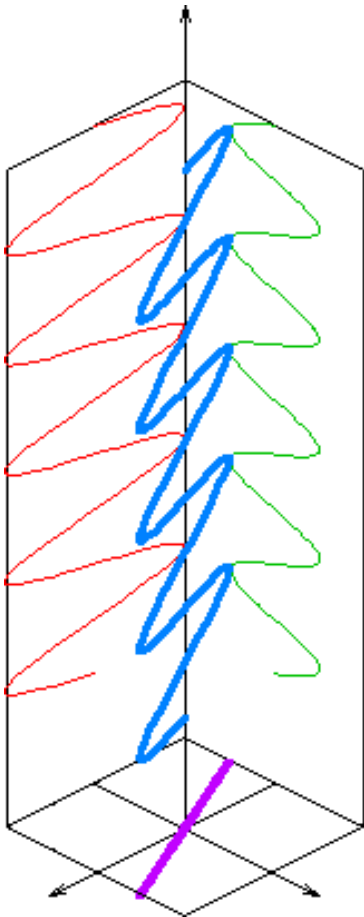


Figure 99 The blue line represents an electromagnetic wave. The green and red lines are views of the wave from above and to the side. The purple line shows the angle of the wave as seen end-on.



Figure 100 A polaroid filter allows light through only if the light is polarized at the same angle as the filter.

33.3 Why Polarized Light Is Affected

So why do chiral molecules affect only polarized light, and not unpolarized? Well, they **do** affect unpolarized light, but since the rays have no particular orientation to one another, the effect can not be observed or measured. We observe the polarized light rays being rotated because we knew their orientation before passing through the chiral substance, and so we can measure the degree of change afterwards.

What happens is this; when light passes through matter, e.g. a solution containing either chiral or achiral molecules, the light is actually interacting with each molecule's electron cloud¹, and these very interactions can result in the rotation of the plane of oscillation for a ray of light. The direction and magnitude of rotation depends on the nature of the electron cloud, so it stands to reason that two identical molecules possessing identical electron clouds will rotate light in the exact same manner. This is why achiral molecules do not exhibit optical activity.

In a chiral solution that is not a racemic mixture, however, the chiral molecules present in greater numbers are configurationally equivalent to each other, and therefore each possesses identical electron clouds to its molecular twins. As such, each interaction between light and one of these 'majority' molecule's electron clouds will result in rotations of identical magnitude and direction. When these billions of billions of interactions are summed together into one cohesive number, they do *not* cancel one another as racemic and achiral solutions tend to do - rather, the chiral solution as a whole is observed to rotate polarized light in one particular direction due to its molecular properties.

¹ <https://en.wikibooks.org/wiki/electron%20cloud>

33.4 Enantiomers

It is just such specificity that accounts for the optical isomerism of **enantiomeric compounds**². Enantiomers possess identical chemical structures (i.e. their atoms are the same and connected in the same order), but are mirror images of one another. Therefore, their electron clouds are also identical but actually mirror images of one another and **not** superimposable. For this reason, enantiomeric pairs rotate light by the same magnitude (number of degrees), but they each rotate plane polarized light in *opposite* directions. If one chiral version has the property of rotating polarized light to the right (clockwise), it only makes sense that the molecule's chiral mirror image would rotate light to the left (counterclockwise).

Equal amounts of each enantiomer results in no rotation. Mixtures of this type are called **racemic** mixtures, and they behave much as achiral molecules do.

33.5 History

Via a magneto-optic effect, when a beam of polarized light passes through solution, the (-)-form of a molecule rotates the plane of polarization counterclockwise, and the (+)-form rotates it clockwise. It is due to this property that it was discovered and from which it derives the name optical activity. The property was first observed by J.-B. Biot in 1815, and gained considerable importance in the sugar industry, analytical chemistry, and pharmaceuticals.

Louis Pasteur deduced in 1848 that the handedness of molecular structure is responsible for optical activity. He sorted the chiral crystals of tartaric acid salts into left-handed and right-handed forms, and discovered that the solutions showed equal and opposite optical activity.

Artificial composite materials displaying the analog of optical activity but in the microwave regime were introduced by J.C. Bose in 1898, and gained considerable attention from the mid-1980s.

² Chapter 34 on page 147

34 Enantiomers

34.1 Enantiomers

Main article: Chirality¹

In chemistry, two stereoisomers are said to be **enantiomers** if they are mirror images of each other. Much as a left and right hand are different but one is the mirror image of the other, enantiomers are stereoisomers whose molecules are nonsuperposable mirror images of each other.

¹ Chapter 32 on page 129

35 Meso compounds

35.1 Meso Compounds

Meso (*same*, in Latin) compounds are common when dealing with chiral molecules. Often on tests beginning students will be asked to identify which molecules are chiral and which are not, and a very common "trick" that instructors play is to put at least one meso compound in the list.

The reason students fall for the trick is that one feature of meso compounds is that they have at least one chiral center, and when students see the first chiral center they believe that they have found a chiral molecule. This is not necessarily the case. If a compound has *two* chiral centers, and if rotating the molecule through one or both centers allows a person to superimpose the two mirror images on top of one another, then you are dealing with a meso compound.

35.2 Definition of Meso

Meso is a prefix which, by strict definitions, indicates the presence of a 17th chiral center. It comes from the Greek for "middle" or "mid", and refers to the fact that the molecule can rotate about its middle. A meso molecule is not a diastereomer because rotating either of its chiral centers doesn't change the molecule overall; a meso molecule has an internal plane of reflection, also called a **plane of symmetry**.

35.3 Plane of Symmetry

If, in a drawing of a molecule, you can draw a straight line from any part of the molecule to any other part of the molecule, and if the two halves of the molecule (as separated by the line) are identical, then the molecule is said to have an internal plane of symmetry.

Important note: the phrase *plane of symmetry* refers to a molecule's three-dimensional structure. If one uses a wedge-and-dash drawing or other 3-D drawing of a molecule, then be certain that the two halves of the molecule are actually symmetrical in all three dimensions.

Spotting meso compounds and planes of symmetry is often considered difficult at first, and it is also often observed that the task becomes easier with practice.

35.4 Example of a Meso Compound

One of the isomers of tartaric acid is a meso compound:

Figure 101

If you rotate the molecule 180° you will have the same apparent stereochemistry. Study this drawing until you can see for yourself that it is true, and if you have a modeling kit to be able to construct this molecule then the symmetry will be very apparent.

36 Diastereomers

37 Diastereomers

Diastereomers are stereoisomers that are not enantiomers (mirror images) of each other. Due to their different shape, diastereomers can have different physical and chemical properties. This is perhaps especially true of diastereomers involved in biological systems.

According to IUPAC the term "geometric isomerism" is an obsolete synonym of "cis-trans isomerism" and its use is strongly discouraged. Sometimes the term "geometric isomerism" has been used as a synonym of stereoisomerism, i.e. optical isomers being considered to be geometric isomers. This, however, is not consistent with current standard chemical nomenclature. The exact term for stereoisomers that are not optical isomers is diastereomers.

A special kind of diastereomer is an epimer. Epimers are diastereomers that differ at one of several asymmetric carbon atoms. There is also something called an anomer, a special type of epimer. An anomer differs at a new asymmetric carbon atom when a ring is formed (in carbohydrate chemistry).

37.1 Cis-trans Isomerism

Stereoisomerism can occur when a double bond is present, because the pi bond involved prevents that bond from being "twisted" the same way that a single bond can be. A good example is 1,2-dichloroethene: $C_2H_2Cl_2$. Consider the two examples below:

Figure 102 Dichloroethene isomers

The two molecules shown above are *cis* -1,2-dichloroethene and *trans* -1,2-dichloroethene. These two molecules are geometrical isomers because the two carbon atoms cannot be rotated relative to each other, due to the rigidity caused by the pi bond between them. Therefore, they are not "superimposeable" - they are not identical, and cannot take each other's place. Cis/trans isomers have different chemical and physical properties and can exhibit dramatically different biological activity.

Cis-trans isomerism (Often called **geometric isomerism** although this term refers to all stereoisomers) is a form of stereoisomerism and describes the orientation of functional groups at the ends of a bond around which no rotation is possible. Both alkenes and cycloalkanes have restricted rotation around certain bonds. In alkenes, the double bond restricts movement and rotation, as does the looped structure of cycloalkanes.

Rotation is possible around the double bond of an alkene but it requires between 60 and 70 kcal of energy. Without the addition of this energy, groups that start on one side of the double bond stay there. This is the basis of cis/trans isomerism.

There are two forms; the *cis* and *trans* isomers. The form in which the substituent hydrogen atoms are on the same side of the bond that doesn't allow rotation is called *cis*; the form in which the substituent hydrogens are on opposite sides of the bond is called *trans*. An example of a small hydrocarbon displaying *cis-trans* isomerism is 2-butene.

Cis isomers and **trans isomers** of a substance have different physical properties. *Trans* isomers generally have higher boiling points and lower densities. This is because the *trans* isomers molecules can line up and fit together better than the *cis* form. Two isomers with very different properties are maleic acid and fumaric acid. The names are two trivial names for 2-butenedioic acid and respectively the *cis* and *trans* isomer.

Cycloalkanes and similar compounds can also display *cis-trans* isomerism. As an example of a geometric isomer due to a ring structure, consider 1,2-dichlorocyclohexane. These compounds can be named more rigorously using R/S notation¹.

Figure 103
cis-1,2-dichlorocyclohexane
1(R),2(S)-dichlorocyclohexane

Figure 104
trans-1,2-dichlorocyclohexane
1(S),2(S)-dichlorocyclohexane

37.2 E/Z notation

Main article: E-Z System²

The *trans/cis* system for naming isomers breaks down when there are more than two different substituents on a double bond. (The *cis/trans* system should only be used when the carbon atoms involved each have a hydrogen atoms attached). The E/Z notation is unambiguous. *Z* (from the German *zusammen*) means together and usually corresponds to the term *cis*; *E* (from the German *entgegen*) means opposite and usually corresponds to the term *trans*.

Usually, *E* isomers are more stable than *Z* isomers because of steric effects. When two large groups are closer to each other, as they often are with *Z*, they interfere more with each other and have a higher potential energy than with *E*, where the large groups are farther apart and interfere less with each other.

¹ Chapter 41 on page 163

² Chapter 41.2 on page 164

38 Diastereomers with stereocenters

In simple terms, two stereoisomers are diastereoisomers of each other if *only one* chiral center differs between the two stereoisomers. That is to say, if both molecules contain two or more chiral centers, but if only one of the chiral centers in each molecule is different than the other, then the two molecules are diastereoisomers of one another.

If a molecule contains a single asymmetric carbon atom or *stereocenter*, it will have two mirror image forms. If a molecule contains two asymmetric carbons, there are four possible configurations, and it would be mathematically and physically impossible for all four to be mirror images of each other. The more chiral centers in a molecule, the more possibilities there are for different conformers, and therefore the more possible diastereomers exist.

As an example, tartaric acid contains two asymmetric centers, but two of the configurations of the tartaric acid molecule are equivalent to one another -- and together they are called meso compounds. This configuration is not optically active, while the remaining two configurations are D- and L- mirror images. For this reason, the meso form of tartaric acid is a diastereomer of the other forms.

Figure 105
(natural) tartaric acid
L-(-)-tartaric acid
dextrotartaric acid
(1:1)
DL-tartaric acid
"racemic acid"

Figure 106
D-(-)-tartaric acid
levotartaric acid

Figure 107
mesotartaric acid

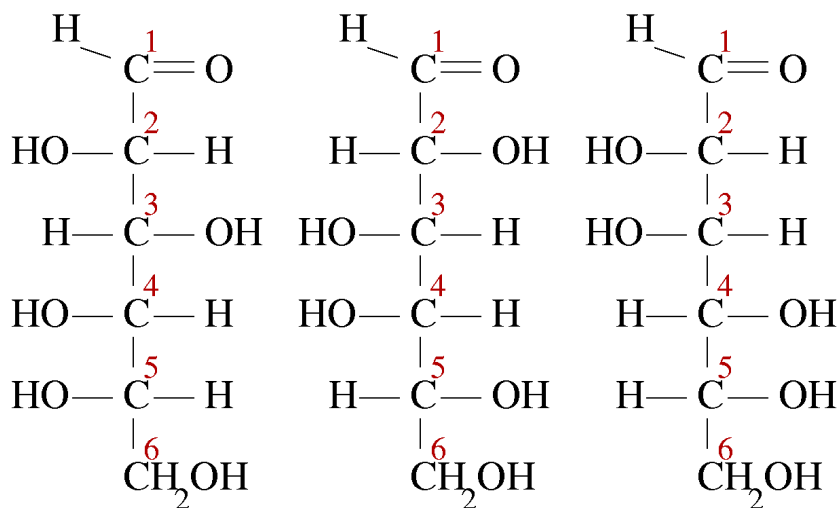
The meso form of tartaric acid (right) is a diastereomer of the other forms.

Two common prefixes used to distinguish diastereomers are **threo** and **erythro**. When drawn in the Fischer projection the *erythro* isomer has two identical substituents on the same side and the *threo* isomer has them on opposite sites.

38.1 Carbohydrates

The families of 5 and 6 carbon carbohydrates contain many diastereomers because of the large numbers of asymmetric centers in these molecules. Since each carbon in the primary chain of an aldose (one type of carbohydrate) and all but one of the carbons in the primary chain of a ketose (another type of carbohydrate) have both a hydrogen and a hydroxyl group attached, most of the carbons in any given sugar are actually chiral. Since the number of possible conformers for a chiral molecule is 2 raised to the n power (2^n), where n is the number of chiral centers, this makes for a great deal of variability in carbohydrates and a large number of diastereomers.

Figure 108



D-glucose

Figure 109
L-glucoseFigure 110
D-galactoseFigure 111
D-mannose

D-glucose and L-glucose are enantiomers. Other pairs of sugars (e.g. L-glucose and D-mannose) are diastereomers.

Glucose adopts a ring structure in solution. This is awkward to show with a Fischer projection so a Haworth projection is usually used instead:

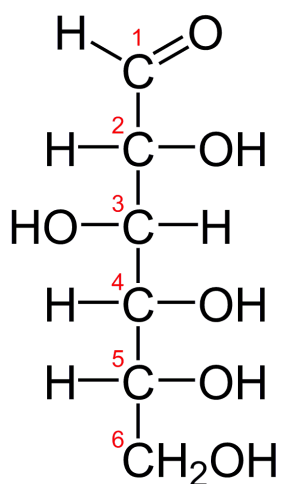


Figure 112

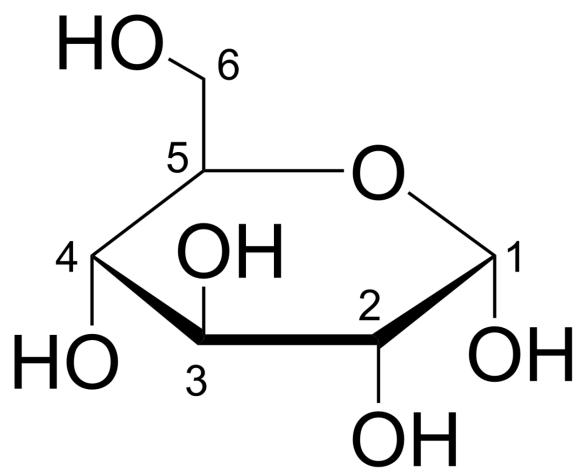


Figure 113

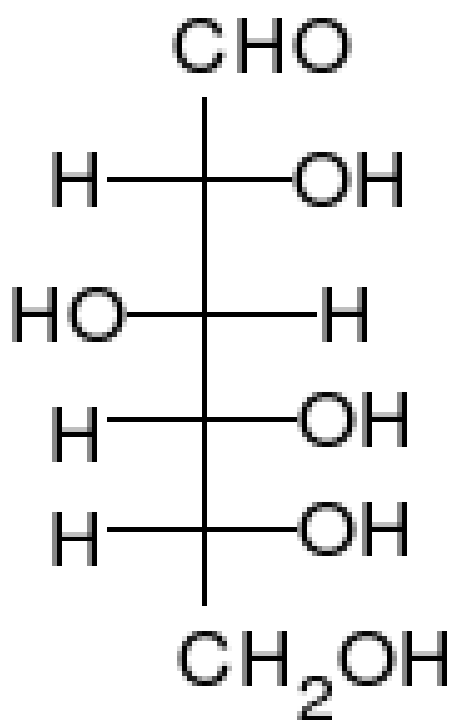


Figure 114

Diastereomers with stereocenters

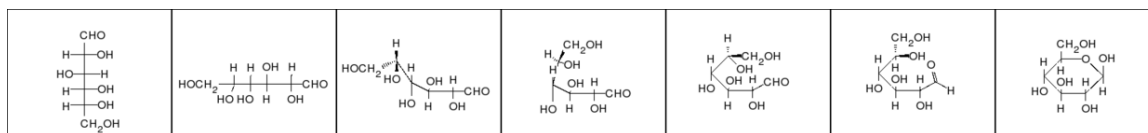


Figure 115

-OH groups on the right of a Fischer projection are drawn below the ring in the Haworth projection.

39 Diastereoselectivity

Diastereoselectivity is the preference for the formation of one or more than one diastereomer over the other in an organic reaction.

40 Configurations

40.1 Configuration and conformation

Conformation is the set of possible shapes a molecule can have by means of **rotation about single bonds only** .

Configuration is the relative position of the atoms in a molecule that can be changed exclusively by cleaving and forming *new* chemical bonds.

Isomers have different configurations, although the distinction may be blurred in compounds where steric hindrance occurs.

41 R-S notational system

Stereoisomers are properly named using the Cahn-Ingold-Prelog (CIP) priority rules to decide which parts of the molecule to consider first.

The rules have evolved to cover many situations, but the basic rules are:

1. Consider the first atom of each part of the molecule. An atom with higher atomic number has higher priority. (e.g. $I > Cl > C > H$)
2. If the first atom of two groups is the same, consider the second atom(s) in the same way as the first. (e.g. $-C(CH_3)_3 > -CH(CH_3)_2 > -CH_2CH_3 > -CH_3$). If this does not assign priority, consider the next atoms until there is a difference.

Realize that when you do this it will mean that sometimes groups with higher total weights will have lower priority because of a lower weight of the atom that connects them.

41.1 R and S Notation

R- and S-notation use the CIP priority rules for the assignment of the *absolute configuration* around a stereocenter.

First, assign priorities as described above to each bonded group surrounding the stereocenter (1, highest to 4, lowest).

Second, point the lowest priority (4) atom away from you. Follow the direction of the remaining 3 priorities from highest to lowest priority (lowest to highest number, $1 < 2 < 3$).

A counterclockwise direction is an S (Latin for *sinister*, left) configuration. A clockwise direction is an R (Latin for *rectus*, right) configuration.

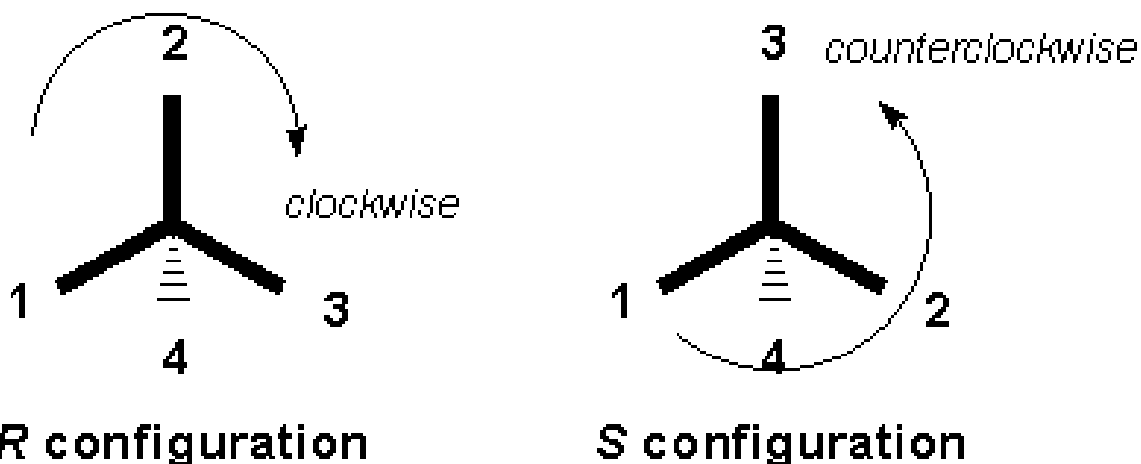


Figure 116 Direction of the travel 1-2-3 dictates configuration

R-S system RULES OF PRIORITY ORDER:-

- (1) According to the atomic number when only atom is present and in a group the direct attached atom is considered with atomic number.
- (2) When two or more groups have similar first atom, the priority is determined by considering the atomic number of second atom.
- (3) If the first atom of two same groups have same substitutes of higher no will get more priority.
- (4) More atomic number containing atom and how many atoms are present of the higher atomic number containing elements.

41.2 E-Z notation

The R-/S- notation is valid only for the the absolute configuration of a center having single bonds only. In the case of a double bond, the traditional *cis* /*trans* nomenclature system is not sufficiently accurate and the *E*- /*Z*- is currently preferred.

The basis is again the CIP priority rules.

See main discussion: E-Z notation¹

¹ Chapter 52.1 on page 193

42 Unit 4: Haloalkanes

Haloalkanes are alkanes that contain one or more members of the halogen family. The halogens found in organic molecules are chlorine, bromine, fluorine, and iodine. Some texts refer to this class of compounds as **halogenoalkanes** or **alkyl halides** . This text will frequently use both **haloalkane** and **alkyl halide** , so it's important to remember that they are the same thing.

Note: The X in R-X represents a generic halogen atom.

43 Preparation

Methods for preparation are found elsewhere in this text:

- Preparation from Alcohols¹ (nucleophilic substitution)
- Preparation from Alkanes² (radical substitution)
- Preparation from Alkenes³ (electrophilic addition)
- Preparation by halogen exchange.*It is generally used for preparing iodoalkanes.
- Preparation from silver salts of acids*

1 Chapter 49.1 on page 187

2 <https://en.wikibooks.org/wiki/Alkanes>

3 Chapter 55.3.6 on page 208

44 Properties

44.1 Naming Haloalkanes

Haloalkanes are named by adding a prefix to the name of the alkane from which they are derived. The prefix denotes the particular halogen used.

F = *Fluoro-*
Cl = *Chloro-*
Br = *Bromo-*
I = *Iodo-*

If other substituents need to be named, all prefixes are still put in alphabetical order. When necessary, numbers identify substituent locations.

44.1.1 Example names of haloalkanes

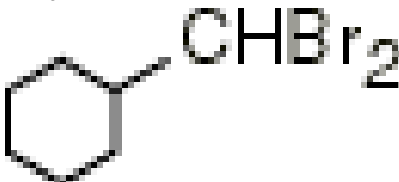
	IUPAC name	Common name
$\text{CH}_3\text{—F}$	Fluoromethane	Methyl fluoride
$\text{CH}_3\text{—Cl}$	Chloromethane	Methyl chloride
$\text{CH}_3\text{—Br}$	Bromomethane	Methyl bromide
$\text{CH}_3\text{—I}$	Iodomethane	Methyliodide
$\text{F—CH}_2\text{—F}$	Difluoromethane	Methylene fluoride
$\text{Cl—CH}_2\text{—Cl}$	Dichloromethane	Methylene chloride
$\text{F—CH}_2\text{—Cl}$	Chlorofluoromethane	
CHBrClF	Bromochlorofluoromethane	
HCCl_3	Trichloromethane	Chloroform
CHX_3	Haloforms (X=halogen)	
CCl_4	Tetrachloromethane	Carbon tetrachloride
CH_3CHCl_2	1,1-Dichloroethane	
	(Dibromomethyl)cyclohexane	

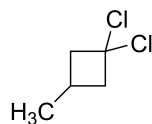
Figure 117



Figure 118

Figure 119

1,6-Dichloro-2,5-dimethylhexane



1,1-Dichloro-3-methylcyclobutane

44.2 Physical properties

R-X bond polarity: $C-F > C-Cl > C-Br > C-I$

atom	electronegativity	difference from C (= 2.5)
F	4.0	1.5
Cl	3.0	0.5
Br	2.8	0.3
I	2.5	0.0

The difference in electronegativity of the carbon-halogen bonds range from 1.5 in C-F to almost 0 in C-I. This means that the C-F bond is extremely polar, though not ionic, and the C-I bond is almost nonpolar.

Physical appearance: Haloalkanes are colourless when pure. However bromo and iodo alkanes develop colour when exposed to light. Many volatile halogen compounds have sweet smell.

Boiling point: Haloalkanes are generally liquids at room temperature. Haloalkanes generally have a boiling point that is higher than the alkane they are derived from. This is due to the increased molecular weight due to the large halogen atoms and the increased intermolecular forces due to the polar bonds, and the increasing polarizability of the halogen.

For the same alkyl group, the boiling point of haloalkanes decreases in the order $RI > RBr > RCl > RF$. This is due to the increase in van der Waals forces¹ when the size and mass of the halogen atom increases.

For isomeric haloalkanes, the boiling point decrease with increase in branching. But boiling points of dihalobenzenes are nearly same; however the para-isomers have higher melting points as it fits into the crystal lattice better when compared to ortho- and meta-isomers.

¹ <https://en.wikipedia.org/wiki/van%20der%20Waals%20forces>

Density: Haloalkanes are generally more dense than the alkane they are derived from and usually more dense than water. Density increases with the number of carbon and halogen atom. It also increases with the increase in mass of halogen atom.

Solubility: The haloalkanes are only very slightly soluble in water, but dissolves in organic solvents. This is because for dissolving haloalkanes in water the strong hydrogen bonds present in the latter has to be broken. When dissolved in organic (non polar) solvents, the intermolecular attractions are almost same as that being broken.

Bond Length: $C-F < C-Cl < C-Br < C-I$

bond	length (pm)
C-F	138
C-Cl	177
C-Br	193
C-I	214

Larger atoms means larger bond lengths, as the orbitals on the halogen is larger the heavier the halogen is. In F, the orbitals used to make the bonds is 2s and 2p, in Cl, it's 3s and 3p, in Br, 4s and 4p, and in I, 5s and 5p. The larger the principal quantum number, the bigger the orbital. This is somewhat offset by the larger effective nuclear charge, but not enough to reverse the order.

44.3 Chemical properties

Bond strength: $C-F > C-Cl > C-Br > C-I$

bond	strength (kJ mol ⁻¹)
C-F	484
C-Cl	338
C-Br	276
C-I	238

The orbitals C uses to make bonds are 2s and 2p. The overlap integral is larger the closer the principal quantum number of the orbitals is, so the overlap is larger in the bonds to lighter halogens, making the bond formation energetically favorable.

Bond reactivity: $C-F < C-Cl < C-Br < C-I$

Stronger bonds are more difficult to break, making them less reactive. In addition, the reactivity can also be determined by the stability of the corresponding anion formed in solution. One of the many trends on the periodic table states that the largest atoms are located on the bottom right corner, implying that iodine is the largest and fluorine being the smallest. When fluorine leaves as fluoride (if it does) in the reaction, it is not so stable compared to iodide. Because there are no resonance forms and inductive stabilizing effects

on these individual atoms, the atoms must utilize their own inherent abilities to stabilize themselves. Iodide has the greatest surface area out of these four elements, which gives it the ability to better distribute its negative charge that it has obtained. Fluorine, having the least surface area, is much more difficult to stabilize. This is the reason why iodine is the best leaving group out of the four halogens discussed.

45 Reactions

Determination of Haloalkanes: A famous test used to determine if a compound is a haloalkane is the Beilstein test, in which the compound tested is burned in a loop of copper wire. The compound will burn green if it is a haloalkane. The numbers of fluorine, chlorine, bromine and iodine atoms present in each molecule can be determined using the sodium fusion reaction, in which the compound is subjected to the action of liquid sodium, an exceptionally strong reducing agent, which causes the formation of sodium halide salts. Qualitative analysis can be used to discover which halogens were present in the original compound; quantitative analysis is used to find the quantities.

45.1 Substitution reactions of haloalkanes

R-X bonds are very commonly used throughout organic chemistry because their polar bonds make them reasonably reactive. In a **substitution reaction**, the halogen (X) is replaced by another substituent (Y). The alkyl group (R) is not changed.

The "·" in a chemical equation represents a pair of unbound electrons.

A general substitution reaction $Y: + R-X \rightarrow R-Y + X:$

Substitutions involving haloalkanes involve a type of substitution called **Nucleophilic substitution**, in which the substituent Y is a **nucleophile**. A nucleophile is an electron pair donor. The nucleophile replaces the halogen, an *electrophile*, which becomes a **leaving group**. The leaving group is an electron pair acceptor. Nucleophilic substitution reactions are abbreviated as S_N reactions.

"Nu" represents a generic nucleophile.

General nucleophilic substitution reactions $Nu:^- + R-X \rightarrow R-Nu + X:^-$

$Nu: + R-X \rightarrow R-Nu^+ + X:^-$

Common Nucleophiles

Reagent	Nucleophile	Name	Product	Product name
NaOH/KOH	$:O^-H$	Hydroxide	$R-OH$	Alcohol
NaOR'	$:O^-R'$	Alkoxide	$R-O-R'$	Ether
	$:S^-H$	Hydrosulfide	$R-SH$	Thiol
NH_3	$:NH_3$	Ammonia	$R-NH_3^+$	Alkylammonium ion

KCN	$:C\equiv N$	Cyanide	$R-CN$	Nitrile
AgCN	$Ag-CN:$	Silver cyanide	$R-NC$	isonitrile
	$:C\equiv C-H$	Acetylide	$R-C\equiv C-H$	Alkyne
NaI	$:I^-$	Iodide	$R-I$	Alkyl Iodide
$R'-M^+$	$:R'^-$	Carbanion	$R-R'$	Alkane
KNO_2	$O=N-O$	Nitrite	$R-O-N=O$	Alkyl nitrite
$AgNO_2$	$Ag-\ddot{O}-N=O$	Silver nitrite	$R-NO_2$	Nitroalkane
$LiAlH_4$	H	Hydrogen	RH	alkane
$R'COOAg$	$R'COO^-$	Alkanoate	$R'COOR$	Ester

Example: Suggest a reaction to produce the following molecule.

Figure 121

Answer:

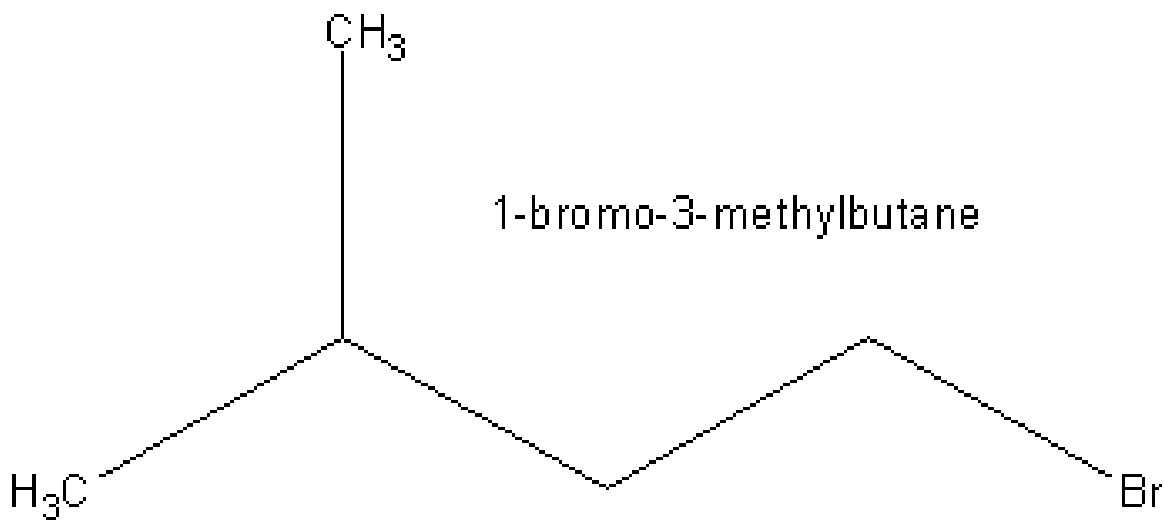


Figure 122

+

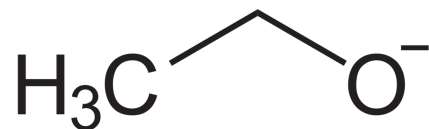


Figure 123 Ethanolate

OR

Figure 124

+

Figure 125
Bromoethane

Any halogen could be used instead of Br

45.1.1 Reaction mechanisms

Nucleophilic substitution can occur in two different ways. S_N2 involves a **backside attack**. S_N1 involves a **carbocation intermediate**.

 S_N2 mechanism

Figure 126 Illustration of the S_N2 mechanism. First, the electrons in the nucleophile attack the central carbon atom from the side opposite the leaving group (in this case, a halogen). The electrons forming the bond between the central carbon atom and the halogen move to the halogen, causing the halogen to leave the molecule.

 S_N1 mechanism

Figure 127 Illustration of the S_N1 mechanism. First, in the presence of a polar solvent, the C-X bond breaks, forming the carbocation. This carbocation intermediate is highly reactive. In this case, it reacts with water. Note that the water may attack from either side.

45.1.2 Comparison of S_N1 and S_N2 mechanism**Stereochemistry:**

S_N2 - Configuration is inverted (i.e. R to S and vice-versa).

S_N1 - Product is a mixture of inversion and retention of orientation because the carbocation can be attacked from either side. In theory the products formed are usually racemic due to the 50% change of attack from the planar conformation. Interestingly, the amount of the inverted product is often up to 20% greater than the amount of product with the original orientation. Saul Winstein has proposed that this discrepancy occurs through the leaving group forming an ion pair with the substrate, which temporarily shields the carbocation from attack on the side with the leaving group.

Rate of reaction:

S_N2 - Rate depends on concentrations of both the haloalkane and the nucleophile. S_N2

reactions are fast.

S_N1 - Rate depends only on the concentration of the haloalkane. The carbocation forms much slower than it reacts with other molecules. This makes S_N1 reactions slow.

Role of solvent:

S_N2 - Polar aprotic solvents favored. Examples: Acetone, THF (an ether), dimethyl sulfoxide, n,n-dimethylformamide, hexamethylphosphoramide (HMPA).

Nonpolar solvents will also work, such as carbon tetrachloride (CCl_4)

Protic solvents are the worst type for S_N2 reactions because they "cage," or solvate, the nucleophile, making it much less reactive.

S_N1 - Polar protic solvents favored. Examples: H_2O , Formic acid, methanol.

Aprotic solvents will work also, but protic solvents are better because they will stabilize the leaving group, which is usually negatively charged, by solvating it. Nonpolar solvents are the worst solvent for S_N1 reactions because they do nothing to stabilize the carbocation intermediate.

Role of nucleophile:

S_N2 - Good nucleophiles favored

S_N1 - Any nucleophile will work (since it has no effect on reaction rate)

Carbocation stability:

3° carbon - most stable = S_N1 favored

2° carbon - less stable = either could be favored

1° carbon - seldom forms = S_N2 favored

CH_3^+ - never forms = S_N2 favored

The reason why the tertiary carbocation is most favored is due to the inductive effect. In the carbocation intermediate, there is a resulting formal charge of +1 on the carbon that possessed the haloalkane. The positive charge will attract the electrons available. Because this is tertiary, meaning that adjacent carbon atoms and substituents are available, it will provide the most electron-density to stabilize this charge.

45.1.3 Example

Predict whether the following reactions will undergo S_N2 or S_N1 and tell why.

1:

Figure 128

2:

Figure 129

3:

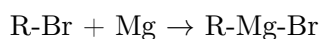
Figure 130

Answers:

- 1) S_N2 . Good nucleophile, polar solvent.
- 2) S_N1 . Tertiary carbon, polar solvent. Very slow reaction rate.
- 3) S_N2 . Primary carbon, good nucleophile, nonpolar solvent.

45.2 Grignard reagents

Grignard reagents are created by reacting magnesium metal with a haloalkane. The magnesium atom gets between the alkyl group and the halogen atom with the general reaction:



Grignard reagents are very reactive and thus provide a means of organic synthesis from haloalkanes. For example, adding water gives the alcohol $R-OH$. Basic: $R-X + Mg \rightarrow R-Mg-X$ For example ($X=Cl$ and $R=CH_3$): $CH_3-Cl + Mg \rightarrow CH_3MgCl$ (methylmagnesiumchloride)

45.3 Elimination reactions

With alcoholic potassium hydroxide, haloalkanes lose $H-X$ and form the corresponding alkene. Very strong bases such as KNH_2/NH_3 convert vic-dihalides (haloalkanes with two halogen atoms on adjacent carbons) into alkynes.

46 Unit 5: Alcohols

Alcohols are the family of compounds that contain one or more **hydroxyl (-OH)** groups attached to a single bonded alkane. Alcohols are represented by the general formula -OH. Alcohols are important in organic chemistry because they can be converted to and from many other types of compounds. Reactions with alcohols fall into two different categories. Reactions can cleave the R-O bond or they can cleave the O-H bond.

Ethanol (ethyl alcohol, or grain alcohol) is found in alcoholic beverages, $\text{CH}_3\text{CH}_2\text{OH}$.

47 Preparation

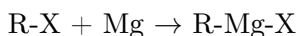
In the Alkenes¹ section, we already covered a few methods for synthesizing alcohols. One is the hydroboration-oxidation of alkenes and the other is the oxymercuration-reduction of alkenes. But there are a great many other ways of creating alcohols as well.

A common source for producing alcohols is from carbonyl compounds. The choice of carbonyl type (ketone, aldehyde, ester, etc.) and the type of reaction (Grignard addition or Reduction), will determine the product(s) you will get. Fortunately, there are a number of variations of carbonyls, leading to a number of choices in product.

There are primarily two types of reactions used to create alcohols from carbonyls: Grignard Addition reactions and Reduction reactions. We'll look at each type of reaction for each type of carbonyl.

47.0.1 Grignard Addition Reactions

As we learned previously, Grignard reagents² are created by reacting magnesium metal with an alkyl halide (aka haloalkanes³). The magnesium atom then gets between the alkyl group and the halogen atom with the general reaction:



In our examples, we'll be using bromine in our Grignard reagents because it's a common Grignard halogen and it will keep our examples a little clearer without the need for X.

Figure 131 Mechanism of Grignard reagent reacting with a carbonyl

The general mechanism of a Grignard reagent reacting with a carbonyl (except esters) involves the creation of a 6-membered ring transition state. The pi bond of the oxygen attacks a neighboring magnesium bromide which in turn, releases from its R group leaving a carbocation. At the same time, the magnesium bromide ion from another Grignard molecule is attacked by the carbocation and has its magnesium bromide ion stolen (restoring it to its original state as a Grignard reagent). The second molecule's carbocation is then free to attack the carbanion resulting from the vacating pi bond, attaching the R group to the carbonyl.

At this point, there is a magnesium bromide on the oxygen of what was a carbonyl. The proton from the acidic solvent easily displaces this magnesium bromide ion and protonates

1 Chapter 51 on page 191

2 Chapter 45.2 on page 177

3 Chapter 42 on page 165

the oxygen, creating a primary alcohol with formaldehyde, a secondary alcohol with an aldehyde and a tertiary alcohol with a ketone.

With esters, the mechanism is slightly different. Two moles of Grignard are required for each mole of the ester. Initially, the pi bond on the carbonyl oxygen attacks the magnesium bromide ion. This opens up the carbon for attack from the R group of the Grignard. This part of the reaction is slow because of the dual oxygens off of the carbon providing some resonance stabilization. The oxygen's pi bond then re-forms, expelling the O-R group of the ester which then joins with the magnesium bromide, leaving R-O-MgBr and a ketone. The R-O-MgBr is quickly protonated from the acidic solution and the ketone is then attacked by Grignard reagent via the mechanism described earlier.

Synthesis from Formaldehyde

Figure 132 Synthesis of alcohol from formaldehyde and Grignard reagent

The image above shows the synthesis of an alcohol from formaldehyde reacted with a Grignard reagent. When a formaldehyde is the target of the Grignard's attack, the result is a primary alcohol.

Synthesis from an Aldehyde

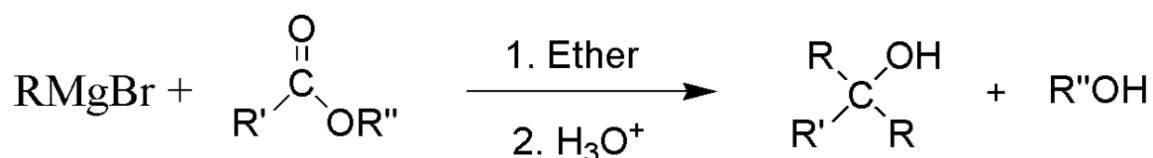
Figure 133 Synthesis of alcohol from an aldehyde and Grignard reagent

The image above shows the synthesis of an alcohol from an aldehyde reacted with a Grignard reagent. When an aldehyde is the target of the Grignard's attack, the result is a secondary alcohol.

Synthesis from a Ketone

Figure 134 Synthesis of alcohol from an ketone and Grignard reagent

The image above shows the synthesis of an alcohol from a ketone reacted with a Grignard reagent. When a ketone is the target of the Grignard's attack, the result is a tertiary alcohol.

Synthesis from an Ester**Figure 135** Synthesis of alcohol from an ester and Grignard reagent

The image above shows the synthesis of an alcohol from an ester reacted with a Grignard reagent. When an ester is the target of the Grignard's attack, the result is a tertiary alcohol and a primary alcohol. The primary alcohol is always from the -O-R portion of the ester and the tertiary alcohol is the other R groups of the ester combined with the R group from the Grignard reagent.

Synthesis from an Epoxide**Figure 136** Synthesis of alcohol from an epoxide and Grignard reagent

We will discuss reactions with Epoxides later when we cover epoxides, but for now, we'll briefly discuss the synthesis of an alcohol from an epoxide. The nature of the reaction is different than with the carbonyls, as might be expected. The reaction of Grignard reagents with epoxides is regioselective. The Grignard reagent attacks at the least substituted side of the carbon-oxygen bonds, if there is one. In this case, one carbon has 2 hydrogens and the other has 1, so the R group attacks the carbon with 2 hydrogens, breaking the bond with oxygen which is then protonated by the acidic solution. leaving a secondary alcohol and a concatenated carbon chain. The R group can be alkyl or aryl.

Organolithium Alternative

As an alternative to Grignard reagents, organolithium reagents can be used as well. Organolithium reagents are slightly more reactive, but produce the same general results as Grignard reagents, including the synthesis from epoxides.

47.0.2 Reduction

Synthesis from an Aldehyde

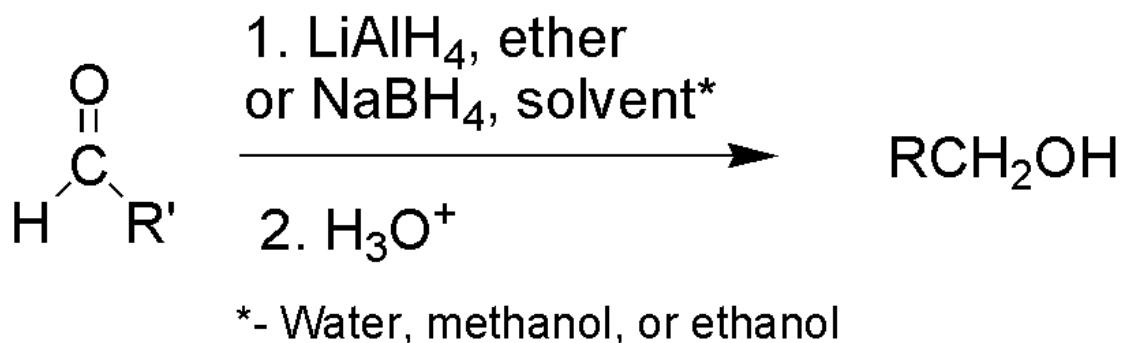


Figure 137 Synthesis of alcohol from an aldehyde by reduction.

The image above shows the synthesis of an alcohol from an aldehyde by reduction.

Synthesis from a Ketone

Figure 138 Synthesis of alcohol from an aldehyde by reduction

The image above shows the synthesis of an alcohol from a ketone by reduction.

Synthesis from an Ester

Figure 139 Synthesis of alcohol from an ester by reduction

The image above shows the synthesis of an alcohol from an ester by reduction. Esters can be hydrolysed to form an alcohol and a carboxylic acid.

Synthesis from a Carboxylic Acid

Figure 140 Synthesis of alcohol from a carboxylic acid by reduction

The image above shows the synthesis of an alcohol from a carboxylic acid reacted by reduction.

48 Properties

48.1 Naming alcohols

Follow these rules to name alcohols the IUPAC way:

1. find the longest carbon chain containing at least one OH group, this is the parent
 - a) if there are multiple OH groups, look for the chain with the most of them, and the way to count as many carbons in that chain
 - b) name as an alcohol, alkane diol, triol, etc.
2. number the OH groups, giving each group the lowest number possible when different numbering possibilities exist
3. treat all other groups as lower priority substituents (alcohol / hydroxy groups are the highest priority group for naming)

48.1.1 Example alcohols

	IUPAC name	Common name
$\text{CH}_3\text{CH}_2\text{OH}$	Ethanol	Ethyl alcohol
$\text{CH}_3\text{CH}_2\text{CH}_2\text{-OH}$	1-Propanol	n-Propyl alcohol
$(\text{CH}_3)_2\text{CH-OH}$	2-Propanol	Isopropyl alcohol (Note: Isopropanol would be incorrect. Cannot mix and match between systems.)
	2-Ethylbutan-1-ol	2-Ethylbutanol
	3-Methyl-3-pentanol	
	2,2-Dimethylcyclopropanol	
Multiple OH functional groups		
	1,2-Ethandiol	Ethylene glycol
	1,1-Ethandiol	Acetaldehyde hydrate
	1,4-Cyclohexanediol	
(form that body fat is stored as)	1,2,3-Propanetriol	Glycerol
*OH can be named as a substituent hydroxyl group (hydroxyalkanes)		
	1,2-Di(hydroxymethyl)cyclohexane	
	2-(hydroxymethyl)-1,3-propanediol	
Find the longest chain of carbons containing the maximum number of OH groups		
	1-(1-hydroxyethyl)-1-methylcyclopropane	
	2-(1-methylcyclopropyl)ethanol	
	2-(2-hydroxyethyl)-2-methylcyclopropanol	
	3-(2-hydroxyethyl)-3-methyl-1,2-cyclopropanediol	

48.2 Acidity

In an O-H bond, the O steals the H's electron due to its electronegativity, and O can carry a negative charge (R-O⁻). This leads to **deprotonation** in which the nucleus of the H, a proton, leaves completely. This makes the -OH group (and alcohols) Bronsted acids.

Alcohols are weak acids, even weaker than water. Ethanol has a pKa of 15.9 compared to water's pKa of 15.7. The larger the alcohol molecule, the weaker an acid it is.

On the other hand, alcohols are also weakly basic. This may seem to be contradictory--how can a substance be both an acid and a base? However, substances exist that can be an acid or a base depending on the circumstances. Such a compound is said to be amphoteric or amphiprotic. As a Bronsted base, the oxygen atom in the -OH group can accept a proton (hydrogen ion.) This results in a positively-charged species known as an oxonium ion. Oxonium ions have the general formula ROH_2^+ , where R is any alkyl group.

48.3 Alkoxides

When O becomes deprotonated, the result is an **alkoxide**. Alkoxides are anions. The names of alkoxides are based on the original molecule. (Ethanol=ethoxide, butanol=butoxide, etc.) Alkoxides are good nucleophiles due to the negative charge on the oxygen atom.

48.3.1 Producing an alkoxide



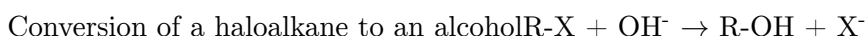
In this equation, R-O^- is the alkoxide produced and is the conjugate base of R-OH

Alcohols can be converted into alkoxides by reaction with a strong base (must be stronger than OH^-) or reaction with metallic sodium or potassium. Alkoxides themselves are basic. The larger an alkoxide molecule is, the more basic it is.

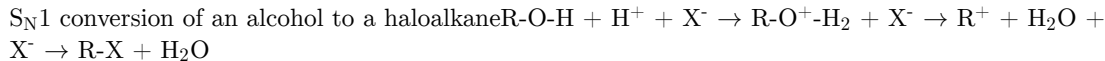
49 Reactions

49.1 Conversion of alcohols to haloalkanes

Recall that haloalkanes can be converted to alcohols through nucleophilic substitution.



This reaction proceeds because X (a halogen) is a good leaving group and OH^- is a good nucleophile. OH, however, is a poor leaving group. To make the reverse reaction proceed, OH must become a good leaving group. This is done by protonating the OH, turning it into H_2O^+ , which is a good leaving group. H^+ must be present to do this. Therefore, the compounds that can react with alcohols to form haloalkanes are HBr, HCl, and HI. Just like the reverse reaction, this process can occur through $\text{S}_{\text{N}}2$ (backside attack) or $\text{S}_{\text{N}}1$ (carbocation intermediate) mechanisms.



As stated in the haloalkane chapter, the two mechanisms look similar but the mechanism affects the rate of reaction and the stereochemistry of the product.

49.2 Oxidation of alcohols

Oxidation in organic chemistry always involves either the addition of oxygen atoms (or other highly electronegative elements like sulfur or nitrogen) or the removal of hydrogen atoms. Whenever a molecule is oxidized, another molecule must be reduced. Therefore, these reactions require a compound that can be reduced. These compounds are usually inorganic. They are referred to as *oxidizing reagents*.

With regards to alcohol, oxidizing reagents can be strong or weak. Weak reagents are able to oxidize a primary alcohol group into an aldehyde group and a secondary alcohol into a ketone. Thus, the R-OH (alcohol) functional group becomes R=O (carbonyl) after a hydrogen atom is removed. Strong reagents will further oxidize the aldehyde into a carboxylic acid (COOH). Tertiary alcohols cannot be oxidized.

An example of a strong oxidizing reagent is chromic acid (H_2CrO_4). An example of a weak oxidizing reagent is pyridinium chlorochromate (PCC) ($\text{C}_5\text{H}_6\text{NCrO}_3\text{Cl}$).

id:Kimia Organik/Alkohol¹

¹ <https://id.wikibooks.org/wiki/Kimia%20organik%2Falkohol>

50 Unit 6: Amine

1. REDIRECT Organic Chemistry/Amines¹

¹ <https://en.wikibooks.org/wiki/Organic%20Chemistry%2FAmines>

51 Unit 7: Alkenes

<< Haloalkanes¹ | **Alkenes** | Alkynes >>²

Alkenes are aliphatic³ hydrocarbons⁴ containing carbon-carbon double bonds and general formula C_nH_{2n} .

1 Chapter 42 on page 165

2 <https://en.wikibooks.org/wiki/Organic%20Chemistry%2FAlkynes>

3 Chapter 131.1 on page 421

4 Chapter 131.8 on page 428

52 Naming Alkenes

Alkenes are named as if they were alkanes, but the "-ane" suffix is changed to "-ene". If the alkene contains only one double bond and that double bond is terminal (the double bond is at one end of the molecule or another) then it is not necessary to place any number in front of the name.

butane: C_4H_{10} ($CH_3CH_2CH_2CH_3$)

butene: C_4H_8 ($CH_2=CHCH_2CH_3$)

If the double bond is not terminal (if it is on a carbon somewhere in the center of the chain) then the carbons should be numbered in such a way as to give the first of the two double-bonded carbons the lowest possible number, and that number should precede the "ene" suffix with a dash, as shown below.

correct: pent-2-ene ($CH_3CH=CHCH_2CH_3$)

incorrect: pent-3-ene ($CH_3CH_2CH=CHCH_3$)

The second one is incorrect because flipping the formula horizontally results in a lower number for the alkene.

If there is more than one double bond in an alkene, all of the bonds should be numbered in the name of the molecule - even terminal double bonds. The numbers should go from lowest to highest, and be separated from one another by a comma. The IUPAC numerical prefixes are used to indicate the number of double bonds.

octa-2,4-diene: $CH_3CH=CHCH=CHCH_2CH_2CH_3$

deca-1,5-diene: $CH_2=CHCH_2CH_2CH=CHCH_2CH_2CH_2CH_3$

Note that the numbering of "2-4" above yields a molecule with two double bonds separated by just one single bond. Double bonds in such a condition are called "conjugated", and they represent an enhanced stability of conformation, so they are energetically favored as reactants in many situations and combinations.

52.1 EZ Notation

Earlier in stereochemistry, we discussed cis/trans notation where cis- means same side and trans- means opposite side. Alkenes can present a unique problem, however in that the

cis/trans notation sometimes breaks down. The first thing to keep in mind is that alkenes are planar and there's no rotation of the bonds, as we'll discuss later. So when a substituent is on one side of the double-bond, it stays on that side.

Figure 141 cis-but-2-ene and trans-but-2-ene

The above example is pretty straight-forward. On the left, we have two methyl groups on the same side, so it's cis-but-2-ene. And on the right, we have them on opposite sides, so we have trans-but-2-ene. So in this situation, the cis/trans notation works and, in fact, these are the correct names.

Figure 142 (E)-3-methylpent-2-ene and (Z)-3-methylpent-2-ene

From the example above, how would you use cis and trans? Which is the same side and which is the opposite side? Whenever an alkene has 3 or 4 differing substituents, one must use the what's called the EZ nomenclature, coming from the German words, Entgegen (opposite) and Zusammen (same).

E : Entgegen, opposite sides of double bond

Z : Zusammen, same sides (zame zides) of double bond

Let's begin with (Z)-3-methylpent-2-ene. We begin by dividing our alkene into left and right halves. On each side, we assign a substituent as being either a high priority or low priority substituent. The priority is based on the atomic number of the substituents. So on the left side, hydrogen is the lowest priority because its atomic number is 1 and carbon is higher because its atomic number is 6.

On the right side, we have carbon substituents on both the top and bottom, so we go out to the next bond. On to the top, there's another carbon, but on the bottom, a hydrogen. So the top gets high priority and the bottom gets low priority.

Because the high priorities from both sides are on the same side, they are Zusammen (as a mnemonic, think 'Zame Zide').

Now let's look at (E)-3-methylpent-2-ene. On the left, we have the same substituents on the same sides, so the priorities are the same as in the Zusammen version. However, the substituents are reversed on the right side with the high priority substituent on the bottom and the low priority substituent on the top. Because the High and Low priorities are opposite on the left and right, these are Entgegen, or opposite.

The system takes a little getting used to and it's usually easier to name an alkene than it is to write one out given its name. But with a little practice, you'll find that it's quite easy.

52.1.1 Comparison of E-Z with cis-trans

(Z)-but-2-ene

Figure 143
cis-but-2-ene

(E)-but-2-ene

Figure 144
trans-but-2-ene

To a certain extent, the *Z* configuration can be regarded as the *cis*- isomer and the *E* as the *trans*- isomers. This correspondence is exact only if the two carbon atoms are identically substituted.

In general, *cis*-*trans* should only be used if each double-bonded carbon atom has a hydrogen atom (i.e. $R-CH=CH-R'$).

IUPAC Gold book on *cis*-*trans* notation.¹

IUPAC Gold book on *E*-*Z* notation.²

1 <http://goldbook.iupac.org/C01093.html>

2 <http://goldbook.iupac.org/E01882.html>

53 Properties

Alkenes are molecules with carbons bonded to hydrogens which contain at least two sp^2 hybridized carbon atoms. That is, to say, at least one carbon-to-carbon double bond, where the carbon atoms, in addition to an electron pair shared in a *sigma* (σ) bond, share one pair of electrons in a *pi* (π) bond between them.

The general formula for an aliphatic alkene is: C_nH_{2n} -- e.g. C_2H_4 or C_3H_6

53.1 Diastereomerism

53.1.1 Restricted rotation

Because of the characteristics of pi-bonds, alkenes have very limited rotation around the double bonds between two atoms. In order for the alkene structure to rotate the pi-bond would first have to be broken - which would require about 60 or 70 kcal of energy. For this reason alkenes have different chemical properties based on which side of the bond each atom is located.

For example, but-2-ene exists as two diastereomers¹:

(Z)-but-2-ene
Figure 145
cis-but-2-ene

(E)-But-2-ene
Figure 146
trans-but-2-ene

1 Chapter 36 on page 151

54 Relative stability

Observing the reaction of the addition of hydrogen to 1-butene, (*Z*)-2-butene, and (*E*)-2-butene, we can see that all of the products are butane. The difference between the reactions is that each reaction has a different energy: -30.3 kcal/mol for 1-butene, -28.6 kcal/mol for (*Z*)-2-butene and -27.6 kcal/mol for (*E*)-2-butene. This illustrates that there are differences in the stabilities of the three species of butene isomers, due to the difference in how much energy can be released by reducing them.

The relative stability of alkenes may be estimated based on the following concepts:

- An internal alkene (the double bond *not* on the terminal carbon) is more stable than a terminal alkene (the double bond *is* on a terminal carbon).

Internal alkenes are more stable than terminal alkenes because they are connected to more carbons on the chain. Since a terminal alkene is located at the end of the chain, the double bond is only connected to one carbon, and is called primary (1°). Primary carbons are the least stable. In the middle of a chain, a double bond could be connected to two carbons. This is called secondary (2°). The most stable would be quaternary (4°).

- In general, the more and the bulkier the alkyl groups on a sp^2 -hybridized carbon in the alkene, the more stable that alkene is.
- A trans double bond is more stable than a cis double bond.

55 Reactions

55.1 Preparation

There are several methods for creating alkenes.¹ Some of these methods, such as the Wittig reaction, we'll only describe briefly in this chapter and instead, cover them in more detail later in the book. For now, it's enough to know that they are ways of creating alkenes.

55.1.1 Dehydrohalogenation of Haloalkanes

Figure 147 Synthesis of alkene by dehydrohalogenation

Alkyl halides are converted into alkenes by dehydrohalogenation: elimination of the elements of hydrogen halide. Dehydrohalogenation involves removal of the halogen atom together with a hydrogen atom from a carbon adjacent to the one bearing the halogen. It uses the E2 elimination mechanism that we'll discuss in detail at the end of this chapter. The haloalkane must have a hydrogen and halide 180° from each other on neighboring carbons. If there is no hydrogen 180° from the halogen on a neighboring carbon, the reaction will not take place. It is not surprising that the reagent required for the elimination of what amounts to a molecule of acid is a strong base for example: alcoholic KOH.

In some cases this reaction yields a single alkene, and in other cases yield a mixture. n-Butyl chloride, for example, can eliminate hydrogen only from C-2 and hence yields only 1-butene. sec-Butyl chloride, on the other hand, can eliminate hydrogen from either C-1 or C-3 and hence yields both 1-butene and 2-butene. Where the two alkenes can be formed, 2-butene is the chief product.

55.1.2 Dehalogenation of Vicinal Dibromides

Figure 148 Synthesis of alkene via debromination of vicinal dihalides using Sodium Iodide

Figure 149 Synthesis of alkene via debromination of vicinal dihalides using Zinc

¹ IIT Chemistry by Dr.O.P.Agrawal and Avinash Agrawal

The dehalogenation of vicinal dihalides (halides on two neighboring carbons, think "vicinity") is another method for synthesizing alkenes. The reaction can take place using either sodium iodide in a solution of acetone, or it can be performed using zinc dust in a solution of either heated ethanol or acetic acid.

This reaction can also be performed with magnesium in ether, though the mechanism is different as this actually produces, as an intermediate, a Grignard reagent that reacts with itself and causes an elimination, resulting in the alkene.

55.1.3 Dehydration of alcohols

Figure 150 Synthesis of alkene by dehydration of an alcohol

An alcohol is converted into an alkene by dehydration: elimination of a molecule of water. Dehydration requires the presence of an acid and the application of heat. It is generally carried out in either of two ways, heating the alcohol with sulfuric or phosphoric acid to temperatures as high as 200, or passing the alcohol vapor over alumina, Al_2O_3 , at 350-400, alumina here serving as a Lewis acid. Ease of dehydration of alcohols: $3^\circ > 2^\circ > 1^\circ$. Where isomeric alkenes can be formed, we again find the tendency for one isomer to predominate. Thus, sec-butyl alcohol, which might yield both 2-butene and 1-butene, actually yields almost exclusively the 2-isomer. The formation of 2-butene from n-butyl alcohol illustrates a characteristic of dehydration that is not shared by dehydrohalogenation: the double bond can be formed at a position remote from the carbon originally holding the -OH group. This characteristic is accounted for later. It is chiefly because of the greater certainty as to where the double bond will appear that dehydrohalogenation is often preferred over dehydration as a method of making alkenes.

55.1.4 Reduction of Alkenes

Reduction of an alkene to the double-bond stage can unless the triple bond is at the end of a chain yield either a cis-alkene or a trans-alkene. Just which isomer predominates depends upon the choice of reducing agent. Predominantly trans-alkene is obtained by reduction of alkenes with sodium or lithium in liquid ammonia. Almost entirely cis-alkene (as high as 98%) is obtained by hydrogenation of alkenes with several different catalysts: a specially prepared palladium called Lindlar's catalyst; or a nickel boride called P-2 catalyst. Each of these reactions is, then, highly stereoselective. The stereoselectivity in the cis-reduction of alkynes is attributed, in a general way, to the attachment of two hydrogens to the same side of an alkyne sitting on the catalyst surface; presumably this same stereochemistry holds for the hydrogenation of terminal alkenes which cannot yield cis- and trans-alkenes.

55.1.5 Wittig Reaction

Figure 151 Synthesis of alkene via Wittig reaction

55.2 Markovnikov's Rule

Before we continue discussing reactions, we need to take a detour and discuss a subject that's very important in Alkene reactions, "Markovnikov's Rule." This is a simple rule stated by the Russian Vladimir Markovnikov in 1869, as he was showing the orientation of addition of HBr to alkenes.

His rule states: "When an unsymmetrical alkene reacts with a hydrogen halide to give an alkyl halide, the hydrogen adds to the carbon of the alkene that has the greater number of hydrogen substituents, and the halogen to the carbon of the alkene with the fewer number of hydrogen substituents" (This rule is often compared to the phrase: "The rich get richer and the poor get poorer." Aka, the Carbon with the most Hydrogens gets another Hydrogen and the one with the least Hydrogens gets the halogen)

This means that the nucleophile of the electrophile-nucleophile pair is bonded to the position most stable for a carbocation, or partial positive charge in the case of a transition state.

55.2.1 Examples

$CH_2 = CH - CH_3 + H - Br \rightarrow CH_3 - CHBr - CH_3$ Here the Br attaches to the middle carbon over the terminal carbon, because of Markovnikov's rule, and this is called a Markovnikov product.

55.2.2 Markovnikov product

The product of a reaction that follows Markovnikov's rule is called a Markovnikov product.

55.2.3 Markovnikov addition

Markovnikov addition is an addition reaction which follows Markovnikov's rule, producing a Markovnikov product.

55.2.4 Anti-Markovnikov addition

Certain reactions produce the opposite of the Markovnikov product, yielding what is called anti-Markovnikov product. That is, hydrogen ends up on the more substituted carbon of the double bond. The hydroboration/oxidation reaction that we'll discuss shortly, is an example of this, as are reactions that are conducted in peroxides.

A modernized version of Markovnikov's rule often explains the "anti-Markovnikov" behavior. The original Markovnikov rule predicts that the hydrogen (an electrophile) being added across a double bond will end up on the carbon with more hydrogens. Generalizing to all electrophiles, it is really the electrophile which ends up on the carbon with the greatest number of hydrogens. Usually hydrogen plays the role of the electrophile; however, hydrogen can also act as a nucleophile in some reactions. The following expansion of Markovnikov's rule is more versatile:

"When an alkene undergoes electrophilic addition, the electrophile adds to the carbon with the greatest number of hydrogen substituents. The nucleophile adds to the more highly substituted carbon."

Or more simply:

"The species that adds first adds to the carbon with the greatest number of hydrogens."

The fact that some reactions reliably produce anti-Markovnikov products is actually a powerful tool in organic chemistry. For example, in the reactions we discuss below, we'll show two different ways of creating alcohols from alkenes: Oxymercuration-Reduction and Hydroboration/Oxidation. Oxymercuration produces a Markovnikov product while Hydroboration produces an anti-Markovnikov product. This gives the organic chemist a choice in products without having to be stuck with a single product that might not be the most desired.

55.2.5 Why it works

Markovnikov's rule works because of the stability of carbocation intermediates². Experiments tend to reveal that carbocations are planar molecules, with a carbon that has three substituents at 120° to each other and a vacant *p* orbital that is perpendicular to it in the 3rd plane. The *p* orbital extends above and below the trisubstituent plane.

This leads to a stabilizing effect called hyperconjugation. Hyperconjugation is what happens when there is an unfilled (antibonding or vacant) C-C π orbital and a filled C-H σ bond orbital next to each other. The result is that the filled C-H σ orbital interacts with the unfilled C-C π orbital and stabilizes the molecule. The more highly substituted the molecule, the more chances there are for hyperconjugation and thus the more stable the molecule is.

Another stabilizing effect is an inductive effect³.

55.2.6 Exceptions to the Rule

There are a few exceptions to the Markovnikov rule, and these are of tremendous importance to organic synthesis.

1. HBr in Hydrogen Peroxide: Due to formation of free radicals, and the mechanism in which it reacts, the alkyl free radical forms at the middle atom, where it is most stable, and a hydrogen attaches itself here. Note here hydrogen addition is the second step, unlike in the above example.

2 Chapter 118 on page 381

3 <https://en.wikibooks.org/wiki/Organic%20Chemistry%2FIntroduction%20to%20reactions%2FInductive%20effect>

55.3 Addition reactions

55.3.1 Hydroboration

Hydroboration is a very useful reaction in Alkenes, not as an end product so much as an intermediate product for further reactions. The primary one we'll discuss below is the Hydroboration/Oxidation reaction which is actually an a hydroboration reaction followed by a completely separate oxidation reaction.

Figure 152 Hydroboration mechanism

The addition of BH_3 is a concerted reaction in that several bonds are broken and formed at the same time. Hydroboration happens in what's called syn-addition⁴ because the boron and one of its hydrogens attach to the same side of the alkene at the same time. As you can see from the transition state in the center of the image, this produces a sort of box between the two alkene carbons and the boron and its hydrogen. In the final step, the boron, along with its other two hydrogens, remains attached to one carbon and the other hydrogen attaches to the adjacent carbon.

This description is fairly adequate, however, the reaction actually continues to happen and the $-\text{BH}_2$ continue to react with other alkenes giving an R_2BH and then again, until you end up with a complex of the boron atom attached to 3 alkyl groups, or R_3B .

This trialkyl-boron complex is then used in other reactions to produce various products.

Figure 153 B_2H_6 complex

Figure 154 BH_3 -THF complex

Borane, in reality, is not stable as BH_3 . Boron, in this configuration has only 6 electrons and wants 8, so in its natural state it actually creates the B_2H_6 complex shown on the left.

Furthermore, instead of using B_2H_6 itself, BH_3 is often used in a complex with tetrahydrofuran (THF) as shown in the image on the right. In either situation, the result of the reactions are the same.

55.3.2 Hydroboration/Oxidation

5

Figure 155 Hydroboration/Oxidation reaction

With the reagent diborane, $(\text{BH}_3)_2$, alkenes undergo hydroboration to yield alkylboranes, R_3B , which on oxidation give alcohols. The reaction procedure is simple and convenient, the yields are exceedingly high, and the products are ones difficult to obtain from alkenes in any other way. Diborane is the dimer of the hypothetical BH_3 (borane) and, in the

⁴ Chapter 13.18 on page 433

⁵ Organic Chemistry, John McMurry

reactions that concern us, acts much as though it were BH_3 . Indeed, in tetrahydrofuran, one of the solvents used for hydroboration, the reagent exists as the monomer, in the form of an acid-base complex with the solvent. Hydroboration involves addition to the double bond of BH_3 (or, in following stages, BH_2R and BHR_2), with hydrogen becoming attached to one doubly-bonded carbon, and boron to the other. The alkylborane can then undergo oxidation, in which the boron is replaced by $-\text{OH}$. Thus, the two-stage reaction process of hydroboration-oxidation permits, in effect, the addition to the carbon-carbon double bond of the elements of H-OH . Reaction is carried out in an ether, commonly tetrahydrofuran or "diglyme" (diethylene glycol methyl ether, $\text{CH}_3\text{OCH}_2\text{CH}_2\text{OCH}_2\text{CH}_2\text{OCH}_3$). Diborane is commercially available in tetrahydrofuran solution. The alkylboranes are not isolated, but are simply treated in situ with alkaline hydrogen peroxide.

Stereochemistry and Orientation

Hydroboration-oxidation, then, converts alkenes into alcohols. Addition is highly regiospecific; the preferred product here, however, is exactly opposite to the one formed by oxymercuration-demercuration or by direct acid-catalyzed hydration. The hydroboration-oxidation process gives products corresponding to **anti-Markovnikov** addition of water to the carbon-carbon double bond. The reaction of 3,3-dimethyl-1-butene illustrates a particular advantage of the method. Rearrangement does not occur in hydroboration evidently because carbonium ions are not intermediates and hence the method can be used without the complications that often accompany other addition reactions. The reaction of 1,2-dimethylcyclopentene illustrates the stereochemistry of the synthesis: hydroboration-oxidation involves overall **syn addition**.

55.3.3 Oxymercuration/Reduction

6

Figure 156 Oxymercuration/Reduction of 1-propene

Alkenes react with mercuric acetate in the presence of water to give hydroxymercurial compounds which on reduction yield alcohols. The first stage, oxymercuration, involves addition to the carbon-carbon double bond of $-\text{OH}$ and $-\text{HgOAc}$. Then, in reduction, the $-\text{HgOAc}$ is replaced by $-\text{H}$. The reaction sequence amounts to hydration of the alkene, but is much more widely applicable than direct hydration. The two-stage process of oxymercuration/reduction is fast and convenient, takes place under mild conditions, and gives excellent yields often over 90%. The alkene is added at room temperature to an aqueous solution of mercuric acetate diluted with the solvent tetrahydrofuran. Reaction is generally complete within minutes. The organomercurial compound is not isolated but is simply reduced in situ by sodium borohydride, NaBH_4 . (The mercury is recovered as a ball of elemental mercury.) Oxymercuration/reduction is highly regiospecific, and gives alcohols corresponding to Markovnikov addition of water to the carbon-carbon double bond. Oxymercuration involves electrophilic addition to the carbon-carbon double bond, with the mercuric ion acting as electrophile. The absence of rearrangement and the high degree of stereospecificity

(typically anti) in the oxymercuration step argues against an open carbonium ion as intermediate. Instead, it has been proposed, there is formed a cyclic mercurinium ion, analogous to the bromonium and chloronium ions involved in the addition of halogens. In 1971, Olah reported spectroscopic evidence for the preparation of stable solutions of such mercurinium ions. The mercurinium ion is attacked by the nucleophilic solvent water, in the present case to yield the addition product. This attack is back-side (unless prevented by some structural feature) and the net result is anti addition, as in the addition of halogens. Attack is thus of the S_N2 type; yet the orientation of addition shows that the nucleophile becomes attached to the more highly substituted carbon as though there were a free carbonium ion intermediate. As we shall see, the transition state in reactions of such unstable threemembered rings has much S_N1 character. Reduction is generally not stereospecific and can, in certain special cases, be accompanied by rearrangement. Despite the stereospecificity of the first stage, then, the overall process is not, in general, stereospecific. Rearrangements can occur, but are not common. The reaction of 3,3-dimethyl-1-butene illustrates the absence of the rearrangements that are typical of intermediate carbonium ions.

55.3.4 Diels-Alder Reaction

The Diels–Alder reaction is a reaction (specifically, a cycloaddition) between a conjugated diene and a substituted alkene, commonly termed the dienophile, to form a substituted cyclohexene system. The reaction can proceed even if some of the atoms in the newly formed ring are not carbon. Some of the Diels–Alder reactions are reversible; the decomposition reaction of the cyclic system is then called the retro-Diels–Alder.

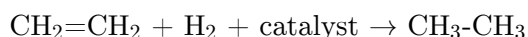
Figure 157 Diels-alder for 1,3-butadiene-Ethylene

The Diels–Alder reaction is generally considered one of the more useful reactions in organic chemistry since it requires very little energy to create a cyclohexene ring, which is useful in many other organic reactions. A concerted, single-step mechanism is almost certainly involved; both new carbon-carbon bonds are partly formed in the same transition state, although not necessarily to the same extent. The Diels-Alder reaction is the most important example of cycloaddition. Since reaction involves a system of 4 π electrons (the diene) and a system of 2 π electrons (the dienophile), it is known as a [4 + 2] cycloaddition.

55.3.5 Catalytic addition of hydrogen

Catalytic hydrogenation of alkenes produce the corresponding alkanes. The reaction is carried out under pressure in the presence of a metallic catalyst. Common industrial catalysts are based on platinum, nickel or palladium, but for laboratory syntheses, Raney nickel⁷ (formed from an alloy of nickel and aluminium) is often employed.

The catalytic hydrogenation of ethylene to yield ethane proceeds thusly:



⁷ <https://en.wikipedia.org/wiki/Raney%20nickel>

55.3.6 Electrophilic addition

Most addition reactions to alkenes follow the mechanism of electrophilic addition. An example is the Prins reaction⁸, where the electrophile is a carbonyl group.

Halogenation

Addition of elementary bromine or chlorine to alkenes yield vicinal dibromo- and dichloroalkanes, respectively.

The decoloration of a solution of bromine in water is an analytical test for the presence of alkenes: $\text{CH}_2=\text{CH}_2 + \text{Br}_2 \rightarrow \text{BrCH}_2\text{-CH}_2\text{Br}$

The reaction works because the high electron density at the double bond causes a temporary shift of electrons in the Br-Br bond causing a temporary induced dipole. This makes the Br closest to the double bond slightly positive and therefore an electrophile.

Hydrohalogenation

Addition of hydrohalic acids like HCl or HBr to alkenes yield the corresponding haloalkanes.

an example of this type of reaction: $\text{CH}_3\text{CH}=\text{CH}_2 + \text{HBr} \rightarrow \text{CH}_3\text{-CHBr-CH}_3$

If the two carbon atoms at the double bond are linked to a different number of hydrogen atoms, the halogen is found preferentially at the carbon with less hydrogen substituents (Markovnikov's rule).

Addition of a carbene or carbenoid yields the corresponding cyclopropane

55.3.7 Oxidation

Alkenes are oxidized with a large number of oxidizing agents. In the presence of oxygen, alkenes burn with a bright flame to carbon dioxide and water. Catalytic oxidation with oxygen or the reaction with percarboxylic acids yields epoxides.

Reaction with ozone in ozonolysis leads to the breaking of the double bond, yielding two aldehydes or ketones: $\text{R}_1\text{-CH}=\text{CH-R}_2 + \text{O}_3 \rightarrow \text{R}_1\text{-CHO} + \text{R}_2\text{-CHO} + \text{H}_2\text{O}$

This reaction can be used to determine the position of a double bond in an unknown alkene.

55.3.8 Polymerization

Polymerization of alkenes is an economically important reaction which yields polymers of high industrial value, such as the plastics polyethylene and polypropylene. Polymerization can either proceed via a free-radical or an ionic mechanism.

⁸ <https://en.wikipedia.org/wiki/Prins%20reaction>

56 Substitution and Elimination Reaction Mechanisms

56.1 Nucleophilic Substitution Reactions

Nucleophilic substitution reactions (S_N1 and S_N2) are very closely related to the **E1** and **E2** elimination reactions, discussed later in this section, and it is generally a good idea to learn the reactions together, as there are parallels in reaction mechanism, preferred substrates, and the reactions sometimes compete with each other.

It's important to understand that substitution and elimination reactions are not associated with a specific compound or mixture so much as they're a representation of how certain reactions take place. At times, combinations of these mechanisms may occur together in the same reaction or may compete against each other, with influences such as solvent or nucleophile choice being the determining factor as to which reaction will dominate.

Note In the notation S_N1 and S_N2 ,

S stands for *substitution* (something takes the place of something else)

N : stands for *nucleophilic* (a **nucleophile** displaces another nucleophile)

1 : stands for *unimolecular* (the concentration of only one kind of molecule determines the rate of the reaction)

2 : stands for *bimolecular* (the concentration of two types of molecules determine the rate of the reaction)

In nucleophilic substitution, a **nucleophile** attacks a molecule and takes the place of another nucleophile, which then leaves. The nucleophile that leaves is called the **leaving group**.

Nucleophilic substitutions *require*

1. a **nucleophile** (such as a Lewis base)
2. an **electrophile** with a **leaving group**

A **leaving group** is a charged or neutral moiety (group) which breaks free.

56.1.1 S_N1 vs S_N2

One of the main differences between S_N1 and S_N2 is that the S_N1 reaction is a 2-step reaction, initiated by disassociation of the leaving group. The S_N2 reaction, on the other hand, is a 1-step reaction where the attacking nucleophile, because of its higher affinity for and stronger bonding with the carbon, forces the leaving group to leave. These two things happen in a single step.

These two different mechanisms explain the difference in reaction rates between S_N1 and S_N2 reactions. S_N1 reactions are dependent on the leaving group disassociating itself from the carbon. It is the rate-limiting step and thus, the reaction rate is a first-order reaction whose rate depends solely on that step.

$$\text{Rate} = k[RX]$$

Alternatively, in S_N2 reactions, the single step of the nucleophile coming together with the reactant from the opposite side of the leaving group, is the key to its rate. Because of this, the rate is dependent on both the concentration of the nucleophile as well as the concentration of the reactant. The higher these two concentrations, the more frequent the collisions. Thus the reaction rate is a second-order reaction:

$$\text{Rate} = k[\text{Nu:}][RX] \text{ (where Nu: is the attacking nucleophile)}$$

56.1.2 S_N2 Reactions

There are primarily 3 things that affect whether an S_N2 reaction will take place or not. The most important is structure. That is whether the alkyl halide is on a methyl, primary, secondary, or tertiary carbon. The other two components that determine whether an S_N2 reaction will take place or not, are the nucleophilicity of the nucleophile and the solvent used in the reaction.

Reactivity Due to Structure of S_N2 : $\text{CH}_3\text{X} > \text{RCH}_2\text{X} > \text{R}_2\text{CHX} \gg \text{R}_3\text{CX}$

The structure of the alkyl halide has a great effect on mechanism. CH_3X & RCH_2X are the preferred structures for S_N2 . R_2CHX can undergo the S_N2 under the proper conditions (see below), and R_3CX rarely, if ever, is involved in S_N2 reactions.

Figure 158 S_N2 nucleophilic substitution of bromine with a generic nucleophile

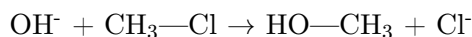
The reaction takes place by the nucleophile attacking from the opposite side of the bromine atom. Notice that the other 3 bonds are all pointed away from the bromine and towards the attacking nucleophile. When these 3 bonds are hydrogen bonds, there's very little steric hinderance of the approaching nucleophile. However, as the number of R groups increases, so does the steric hinderance, making it more difficult for the nucleophile to get close enough to the α -carbon¹, to expel the bromine atom. In fact, tertiary carbons (R_3CX) are so sterically hindered as to prevent the S_N2 mechanism from taking place at all.

In the case of this example, a secondary α -carbon, there is still a great deal of steric hinderance and whether the S_N2 mechanism will happen will depend entirely on what the nucleophile and solvent are. S_N2 reactions are preferred for methyl halides and primary halides.

¹ <https://en.wikipedia.org/wiki/alpha%20carbon>

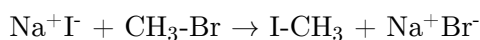
Another important point to keep in mind, and this can be seen clearly in the example above, during an S_N2 reaction, the molecule undergoes an inversion. The bonds attached to the α -carbon are pushed away as the nucleophile approaches. During the transition state, these bonds become planar with the carbon and, as the bromine leaves and the nucleophile bonds to the α -carbon, the other bonds fold back away from the nucleophile. This is particularly important in chiral² or pro-chiral molecules, where an R configuration will be converted into an S configuration and vice versa. As you'll see below, this is in contrast to the results of S_N1 reactions.

Examples:



OH⁻ is the nucleophile, Cl is the electrophile, HOCH₃ is the product, and Cl⁻ is the leaving group.

or,



The above reaction, taking place in acetone as the solvent, sodium and iodide disassociate almost completely in the acetone, leaving the iodide ions free to attack the CH-Br molecules. The negatively charged iodide ion, a nucleophile, attacks the methyl bromide molecule, forcing off the negatively charged bromide ion and taking its place. The bromide ion is the leaving group.

Nucleophilicity

Nucleophilicity is the rate at which a nucleophile displaces the leaving group in a reaction. Generally, nucleophilicity is stronger, the larger, more polarizable, and/or the less stable the nucleophile. No specific number or unit of measure is used. All other things being equal, nucleophiles are generally compared to each other in terms of relative reactivity. For example, a particular strong nucleophile might have a relative reactivity of 10,000 that of a particular weak nucleophile. These relationships are generalities as things like solvent and substrate can affect the relative rates, but they are generally good guidelines for which species make the best nucleophiles.

All nucleophiles are Lewis bases³. In S_N2 reactions, the preferred nucleophile is a strong nucleophile that is a weak base. Examples of these are N_3^- , RS^- , I^- , Br^- , and CN^- .

Alternatively, a strong nucleophile that's also a strong base can also work. However, as mentioned earlier in the text, sometimes reaction mechanisms compete and in the case of a strong nucleophile that's a strong base, the S_N2 mechanism will compete with the **E2** mechanism. Examples of strong nucleophiles that are also strong bases, include RO^- and OH^- .

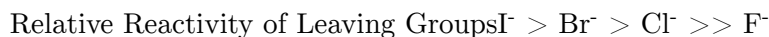
List of descending nucleophilicities $\text{I}^- > \text{Br}^- > \text{Cl}^- \gg \text{F}^- > \text{SeH}^- > \text{OH}^- > \text{H}_2\text{O}$

² Chapter 32 on page 129

³ Chapter 11 on page 51

Leaving Group

Leaving group is the group on the substrate that leaves. In the case of an alkyl halide, this is the halide ion that leaves the carbon atom when the nucleophile attacks. The tendency of the nucleophile to leave is



Fluoride ions are very poor leaving groups because they bond very strongly and are very rarely used in alkyl halide substitution reactions. Reactivity of a leaving group is related to its basicity with stronger bases being poorer leaving groups.

Solvent

The solvent can play an important role in $\text{S}_{\text{N}}2$ reactions, particularly in $\text{S}_{\text{N}}2$ involving secondary alkyl halide substrates, where it can be the determining factor in mechanism. Solvent can also have a great effect on reaction rate of $\text{S}_{\text{N}}2$ reactions.

The $\text{S}_{\text{N}}2$ mechanism is preferred when the solvent is an aprotic, polar⁴ solvent. That is, a solvent that is polar, but without a polar hydrogen. Polar, protic solvents would include water, alcohols, and generally, solvents with polar NH or OH bonds. Good aprotic, polar solvents are HMPA⁵, CH_3CN , DMSO⁶, and DMF⁷.

A polar solvent is preferred because it better allows the dissociation of the halide from the alkyl group. A protic solvent with a polar hydrogen, however, forms a 'cage' of hydrogen-bonded solvent around the nucleophile, hindering its approach to the substrate.



56.1.3 $\text{S}_{\text{N}}1$ Reactions

The $\text{S}_{\text{N}}1$ mechanism is very different from the $\text{S}_{\text{N}}2$ mechanism. In some of its preferences, it's exactly the opposite and, in some cases, the results of the reaction can be significantly different.

Like the $\text{S}_{\text{N}}2$ mechanism, structure plays an important role in the $\text{S}_{\text{N}}1$ mechanism. The role of structure in the $\text{S}_{\text{N}}1$ mechanism, however, is quite different and because of this, the reactivity of structures is more or less reversed.



4 Chapter 6 on page 23

5 <https://en.wikipedia.org/wiki/Hexamethylphosphoramide>

6 <https://en.wikipedia.org/wiki/Dimethyl%20sulfoxide>

7 <https://en.wikipedia.org/wiki/Dimethylformamide>

The S_N1 mechanism is preferred for tertiary alkyl halides and, depending on the solvent, may be preferred in secondary alkyl halides. The S_N1 mechanism does not operate on primary alkyl halides or methyl halides. To understand why this is so, let's take a look at how the S_N1 mechanism works.

Figure 159 S_N1 nucleophilic substitution of a generic halide with a water molecule to produce an alcohol.

At the top of the diagram, the first step is the spontaneous dissociation of the halide from the alkyl halide. Unlike the S_N2 mechanism, where the attacking nucleophile causes the halide to leave, the S_N1 mechanism depends on the ability of the halide to leave on its own. This requires certain conditions. In particular, the stability of the carbocation⁸ is crucial to the ability of the halide to leave. Since we know tertiary carbocations are the most stable, they are the best candidates for the S_N1 mechanism. And with appropriate conditions, secondary carbocations will also operate by the S_N1 mechanism. Primary and methyl carbocations however, are not stable enough to allow this mechanism to happen.

Once the halide has dissociated, the water acts as a nucleophile to bond to the carbocation. In the S_N2 reactions, there is an inversion caused by the nucleophile attacking from the opposite side while the halide is still bonded to the carbon. In the S_N1 mechanism, since the halide has left, and the bonds off of the α -carbon have become planar, the water molecule is free to attack from either side. This results in, primarily, a racemic⁹ mixture. In the final step, one of the hydrogens of the bonded water molecule is attacked by another water molecule, leaving an alcohol.

Note: Racemic mixtures imply entirely equal amounts of mixture, however this is rarely the case in S_N1 . There is a slight tendency towards attack from the opposite side of the halide. This is the result some steric hinderence from the leaving halide which is sometimes close enough to the leaving side to block the nucleophile's approach from that side.

Solvent

Like the S_N2 mechanism, the S_N1 is affected by solvent as well. As with structure, however, the reasons differ. In the S_N1 mechanism, a polar, protic solvent is used. The polarity of the solvent is associated with the dielectric constant of the solvent and solutions with high dielectric constants are better able to support separated ions in solution. In S_N2 reactions, we were concerned about polar hydrogen atoms "caging" our nucleophile. This still happens with a polar protic solvent in S_N1 reactions, so why don't we worry about it? You have to keep in mind the mechanism of the reaction. The first step, and more importantly, the rate-limiting step, of the S_N1 reaction, is the ability to create a stable carbocation by getting the halide anion to leave. With a polar protic solvent, just as with a polar aprotic solvent, we're creating a stable cation, however it's the polar hydrogens that stabilize the halide anion and make it better able to leave. Improving the rate-limiting step is always the goal. The "caging" of the nucleophile is unrelated to the rate-limiting step and even in

⁸ Chapter 118 on page 381

⁹ <https://en.wikipedia.org/wiki/Racemic>

its "caged" state, the second step, the attack of the nucleophile, is so much faster than the first step, that the "caging" can simply be ignored.

56.1.4 Summary

S_N1 , S_N2 , $E1$, and $E2$, are all reaction mechanisms, not reactions themselves. They are mechanisms used by a number of different reactions. Usually in organic chemistry, the goal is to synthesize a product. In cases where you have possibly competing mechanisms, and this is particularly the case where an S_N1 and an $E1$ reaction are competing, the dominating mechanism is going to decide what your product is, so knowing the mechanisms and which conditions favor one over the other, will determine your product.

In other cases, knowing the mechanism allows you to set up an environment favorable to that mechanism. This can mean the difference between having your product in a few minutes, or sometime around the next ice age.

So when you're designing a synthesis for a product, you need to consider, I want to get product Y, so what are my options to get to Y? Once you know your options and you've decided on a reaction, then you need to consider the mechanism of the reaction and ask yourself, how do I create conditions that are going to make this happen correctly and happen quickly?

56.2 Elimination Reactions

Nucleophilic substitution reactions and Elimination reactions share a lot of common characteristics, on top of which, the $E1$ and S_N1 as well as $E2$ and S_N2 reactions can sometimes compete and, since their products are different, it's important to understand them both. Without understanding both kinds of mechanisms, it would be difficult to get the product you desire from a reaction.

In addition, the S_N1 and S_N2 reactions will be referenced quite a bit by way of comparison and contrast, so it's probably best to read that section first and then continue here.

Elimination reactions are the mechanisms for creating alkene products from haloalkane¹⁰ reactants. $E1$ and $E2$ elimination, unlike S_N1 and S_N2 substitution, mechanisms do not occur with methyl halides because the reaction creates a double bond between two carbon atoms and methylhalides have only one carbon.

Note In the notation $E1$ and $E2$,

E stands for *elimination*

1 : stands for *unimolecular* (the concentration of only one kind of molecule determines the rate of the reaction)

2 : stands for *bimolecular* (the concentration of two types of molecules determine the rate of the reaction)

¹⁰ Chapter 42 on page 165

56.2.1 E1 vs E2

Reaction rates

E1 and **E2** are two different pathways to creating alkenes from haloalkanes. As with **S_N1** and **S_N2** reactions, one of the key differences is in the reaction rate, as it provides great insight into the mechanisms.

E1 reactions, like **S_N1** reactions are 2-step reactions. Also like **S_N1** reactions, the rate-limiting step is the dissociation of the halide from its alkane, making it a first-order reaction, depending on the concentration of the haloalkane, with a reaction rate of:

$$\text{Rate} = k[\text{RX}]$$

On the other hand, **E2** reactions, like **S_N2** reactions are 1-step reactions. And again, as with **S_N2** reactions, the rate limiting step is the ability of a nucleophile to attach to the alkane and displace the halide. Thus it is a second-order reaction that depends on the concentrations of both the nucleophile and haloalkane, with a reaction rate of:

$$\text{Rate} = k[\text{Nu} :][\text{RX}] \text{ (where Nu: is the attacking nucleophile)}$$

Zaitsev's Rule

Zaitsev's rule¹¹ (sometimes spelled "Saytzeff") states that in an elimination reaction, when multiple products are possible, the most stable alkene is the major product. That is to say, the most highly substituted alkene (the alkene with the most non-hydrogen substituents) is the major product.

Both **E1** and **E2** reactions produce a mixture of products, when possible, but generally follow Zaitsev's rule. We'll see below why **E1** reactions follow Zaitsev's rule more reliably and tend to produce a purer product.

Figure 160 Dehydrohalogenation reaction of (S)-2-bromo-3-methylbutane

The above image represents two possible pathways for the dehydrohalogenation of (S)-2-bromo-3-methylbutane. The two potential products are 2-methylbut-2-ene and 3-methylbut-1-ene. The images on the right are simplified drawings of the molecular product shown in the images in the center.

As you can see on the left, the bromine is on the second carbon and in an **E1** or **E2** reaction, the hydrogen could be removed from either the 1st or the 3rd carbon. Zaitsev's rule says that the hydrogen will be removed predominantly from the 3rd carbon. In reality, there will be a mixture, but most of the product will be 2-methylbut-2-ene by the **E1** mechanism. By the **E2** reaction, as we'll see later, this might not necessarily be the case.

¹¹ Chapter 131.22 on page 435

56.2.2 E2

Reactivity Due to Structure of $E2RCH_2X > R_2CHX \gg R_3CX$

The **E2** mechanism is concerted and highly stereospecific, because it can occur only when the H and the leaving group X are in an anti-coplanar position. That is, in a Newman projection, the H and X must be 180° , or in the anti-configuration. This behaviour stems from the best overlap of the $2p$ orbitals of the adjacent carbons when the pi bond has to be formed. If the H and the leaving group cannot be brought into this position due to the structure of the molecule, the *E2* mechanism will not take place.

Figure 161 Mechanism of E2 elimination. Note the anti-coplanarity of the X-C-C-H atoms

Therefore, only molecules having accessible H-X anti-coplanar conformations can react via this route. Furthermore, the **E2** mechanism will operate contrary to Zaitsev's rule if the only anti-coplanar hydrogen from the leaving group results in the least stable alkene. A good example of how this can happen is by looking at how cyclohexane and cyclohexene derivatives might operate in **E2** conditions.

Figure 162 E2 with preferential elimination

Let's look at the example above. The reactant we're using is 1-chloro-2-isopropylcyclohexane. The drawing at the top left is one conformation and the drawing below is after a ring flip. In the center are Newman projections of both conformations and the drawings on the right, the products.

If we assume we're treating the 1-chloro-2-isopropylcyclohexane with a strong base, for example $CH_3CH_2O^-$ (ethanolate), the mechanism that dominates is **E2**. There are 3 hydrogens off of the carbons adjacent to our chlorinated carbon. The red and the green ones are two of them. The third would be hard to show but is attached to the same carbon as the red hydrogen, angled a little down from the plane and towards the viewer. The red hydrogen is the only hydrogen that's 180° from the chlorine atom, so it's the only one eligible for the **E2** mechanism. Because of this, the product is going to be only 3-isopropylcyclohex-1-ene. Notice how this is contrary to Zaitsev's rule which says the most substituted alkene is preferred. By his rule, 1-isopropylcyclohexene should be our primary product, as that would leave the most substituted alkene. However it simply can't be produced because of the steric hindrance.

The images below shows the molecule after a ring flip. In this conformation, no product is possible. As you can see from the Newman projection, there are no hydrogens 180° from the chlorine atom.

So it's important, when considering the **E2** mechanism, to understand the geometry of the molecule. Sometimes the geometry can be used to your advantage to preferentially get a single product. Other times it will prevent you from getting the product you want, and you'll need to consider a different mechanism to get your product.

*Note: Often the word **periplanar** is used instead of **coplanar**. **Coplanar** implies precisely 180 degree separation and "peri-", from Greek for "near", implies near 180 degrees. **Periplanar** may actually be more accurate. In the case of the 1-chloro-3-isopropylcyclohexane example, because of molecular forces, the chlorine atom is actually slightly less than 180 degrees from both the hydrogen and the isopropyl group, so in this case, **periplanar** might be a more correct term.*

56.2.3 E1

Figure 163 E1 elimination of an alkyl halide by a base

The **E1** mechanism begins with the dissociation of the leaving group from an alkyl, producing a carbocation on the alkyl group and a leaving anion. This is the same way the **S_N1** reaction begins, so the same thing that helps initiate that step in **S_N1** reactions, help initiate the step in **E1** reactions. More specifically, secondary and tertiary carbocations are preferred because they're more stable than primary carbocations. The choice of solvent is the same as **S_N1** as well; a polar protic solvent is preferred because the polar aspect stabilizes the carbocation and the protic aspect stabilizes the anion.

What makes the difference between whether the reaction takes the **S_N1** or **E1** pathway then, must depend on the second step; the action of the nucleophile. In **S_N1** reactions, a strong nucleophile that's a weak base is preferred. The nucleophile will then attack and bond to the carbocation. In **E1** reactions, a strong nucleophile is still preferred. The difference is that a strong nucleophile that's also a strong base, causes the nucleophile to attack the hydrogen at the β -carbon instead of the α -carbocation. The nucleophile/base then extracts the hydrogen causing the bonding electrons to fall in and produce a pi bond with the carbocation.

Because the hydrogen and the leaving group are lost in two separate steps and the fact that it has no requirements as to geometry, the **E1** mechanism more reliably produces products that follow Zaitsev's rule.

57 References

---- << Haloalkanes¹ | **Alkenes** | Alkynes >>²

¹ Chapter 42 on page 165

² <https://en.wikibooks.org/wiki/Organic%20Chemistry%2FAlkynes>

58 Unit 8: Alkynes

59 The triple carbon-carbon bond

60 Alkyne properties

61 Naming alkynes

62 Cycloalkynes

63 Alkyne reactions

64 Unit 9: Dienes

In alkene¹ chemistry, we demonstrated that allylic carbon could maintain a cation charge because the double bond could de-localize to support the charge. What of having two double bonds separated by a single bond? What of having a compound that alternates between double bond and single bond? In addition to other concepts, this chapter will explore what a having a conjugated² system means in terms of stability and reaction.

Dienes are simply hydrocarbons which contain two double bonds. Dienes are intermediate between alkene³s and polyenes.

Dienes can be divided into three classes:

- Unconjugated dienes have the double bonds separated by two or more single bonds. These are also known as isolated dienes.
- Conjugated dienes have conjugated double bonds separated by one single bond
- Cumulated dienes (cumulenes⁴) have the double bonds sharing a common atom as in a group of compounds called *allenes*.

1 Chapter 51 on page 191

2 Chapter 66 on page 237

3 Chapter 51 on page 191

4 <https://en.wikipedia.org/wiki/cumulene>

65 Kinds of dienes

Dienes have two or more carbon-carbon double bonds which may be either *isolated* ($R'-C=C-R-C=C-R'$), *cumulated* ($R-C=C=C-R$), or *conjugated* ($R-C=C-C=C-R$). Each state represents a different stability due to electron delocalization, and the conjugated form is generally favored in organic molecules.

65.0.4 Isolated Dienes

Isolated dienes typically show no "special" stability. Their two π -bonds interact independent of one another and they compete as intermolecular reaction sites depending on steric, kinetic, and thermodynamic factors. Often, these types of dienes can be treated merely as larger, more complex alkenes, because the two bonds cannot be said to have "communication" (proximal electron delocalization due to location).

Isolated dienes are not considered to be especially useful in common synthesis reactions, although intermediates may often take the form of an isolated diene.bb

65.0.5 Cumulated Dienes

Cumulated dienes are typically less stable than other alkenes. The main reason for the instability is the fact that this sort of diene is a probable transition state for an alkyne's triple bond to move down the carbon chain towards the most stable position. As you may recall, rotation does not occur around any π -bond, which means that cumulated double bonds can lead to a less stable, higher energy compound being formed.

Typically, cumulated dienes are discussed only in advanced courses in organic chemistry, and so they will not be discussed in detail here. Beginning organic chemistry students should merely remember that cumulated dienes are 1) high energy and 2) most likely found as transition states.

65.0.6 Conjugated Dienes

Conjugated dienes are dienes which have at least two double bonds separated by a single carbon-carbon bond, and for this reason conjugated dienes are observed to have a special stability due to the overlap of electron orbitals. The areas of concentration of negative charge (electron density) overlap across the three bonds (two double bonds and one single bond) forming what behaves essentially as a single, continuous π -bond across three carbon atoms. This delocalization of electron density stabilizes the molecule, resulting in the arrangement of lowest energy.

Atoms other than carbon which are capable of multiple bonds may also participate in conjugation. The heteroatoms most often associated with conjugation in dienes and other molecules are nitrogen and oxygen, but theoretically the majority of atoms in the Periodic Table of Elements could participate in conjugation chemistry. Most often, in organic molecules, heteroatoms participating in conjugation will be nitrogen atoms within a ring structure or a double-bonded oxygen attached to form a ketone or aldehyde.

Conjugation of double bonds is the largest part of what makes aromaticity relevant in organic chemistry, and conjugated double bonds have many other significant impacts on other types of dienes as well.

66 Conjugation

66.0.7 Conjugation of Double Bonds

A diene is said to be conjugated when its double bonds are not directly next to each other, but rather separated by a single bond in between them ($\text{CH}_2=\text{CH}-\text{CH}=\text{CH}_2$).

Conjugated dienes are particularly stable due to the delocalization of the pi electrons along sp^2 hybridized orbitals, and they also tend to undergo reactions atypical of double bond chemistry. For instance, chlorine can add to 1,3-butadiene ($\text{CH}_2=\text{CH}-\text{CH}=\text{CH}_2$) to yield a mixture of 3,4-dichloro-1-butene ($\text{ClCH}_2-\text{CHCl}-\text{CH}=\text{CH}_2$) and 1,4-dichloro-2-butene ($\text{ClCH}_2-\text{CH}=\text{CH}-\text{CH}_2\text{Cl}$). These are known as 1,2 addition and 1,4 addition, respectively. 1,2-addition is favored in mild reaction (irreversible) conditions (the kinetically preferred product) and 1,4-addition is favored in harsher reaction (reversible) conditions (which results in the thermodynamically preferred product).

Another interesting conjugated diene reaction is the Diels-Alder reaction, in which a conjugated diene reacts with an alkene (called a "dienophile" in this case) in order to yield a cyclic product. In Diels-Alder type reactions, the substituent on the dienophile will go into either an exo or endo position in the final product. ("*Endo*" in this case meaning *trans* to the substituents on the ends of the diene, and "*exo*" meaning the same thing, only *cis*.)

Figure 164

67 Diene properties and reactions

67.0.8 Common Reactions of Conjugated Dienes

Conjugated dienes have enhanced stability as compared to molecules without conjugated double bonds due to resonance. In general, this makes them slightly less reactive than other types of alkenes in general and dienes specifically. However, many reactions proceed through high-energy cation or radical intermediates; in these cases the resonance stabilization of the intermediate allyl species makes conjugated dienes more reactive than non-conjugated dienes or simple alkenes.

67.1 Hydrobromination:

Adds a Bromine and a Hydrogen to a conjugated Diene.

Example :

Butadiene + HBr \rightarrow 3-bromobutene (Low Temperature) + 1-bromobut-2-ene (High Temperature) + 1-bromobutene (Not Observed)

Thermodynamic and Kinetic Control of Reaction :

- At low temperature the reaction is under KINETIC CONTROL: the 3-bromobutene is formed faster because it has a lower transition state free energy, as the intermediate cation is more stable at the secondary carbon.
- At high temperature the reaction is under THERMODYNAMIC CONTROL: the 3-bromobutene still forms more quickly, but the reaction has enough energy to reverse, and the more stable product (1-bromobut-2-ene) is formed.

67.2 Diels-Alder Reaction

One of the most important of all diene reactions is the Diels-Alder Reaction, in which a conjugated diene reacts with an dienophile to form a cyclohexene.

Requirements : The diene must be able to access the s-cis conformation for the reaction to take place.

DIENEOPHILES - A species which likes to attack Dienes

- A Dienophile must contain a double or triple bond. Typically, an electron withdrawing group is conjugated to the dienophile to make it electron-poor (nitriles, ketones, and

esters are common electron withdrawing groups). Because the reaction is highly stereospecific, the configuration of the dieneophile will determine the relative stereochemistry of the cyclohexene product.

The Diels-Alder reaction occurs most effectively with an electron-poor dieneophile and an electron-rich diene ('normal demand'). 'Inverse demand' Diels-Alder reactions can also be carried out, in which the dienophile is electron-rich and the diene electron-poor.

68 Unit 10: Aromatics

After understanding the usefulness of unsaturated compound, or conjugated system, we hope to explore the unique structure of aromatic¹ compounds, including why benzene should not be called 1,3,5-cyclohexatriene because it is more stable than a typical triene, and seemingly unreactive. Called "aromatic" initially because of its fragrance, aromaticity now refers to the stability of compounds that are considered aromatic, not only benzene. Any cyclic compound with $4n+2$ pi electrons in the system is aromatic. The stability of aromatic compounds arises because all bonding orbitals are filled and low in energy.

¹ <https://en.wikibooks.org/wiki/Organic%20Chemistry%2FAromatics%20in%20history>

69 History of Aromatics

Early in the 19th century, advances in equipment, technique and communications resulted in chemists discovering and experimenting with novel chemical compounds. In the course of their investigations they stumbled across a different kind of stable compound with the molecular formula of C_6H_6 . Unable to visualize what such a compound might look like, the scientists invented all sorts of models for carbon-to-carbon bonding -- many of which were not entirely stable -- in order to fit what they had observed to what they expected the C_6H_6 compound to look like.

Benzene (which is the name that was given to the aromatic compound C_6H_6) is probably the most common and industrially important aromatic compound in wide use today. It was discovered in 1825 by Michael Faraday, and its commercial production from coal tar (and, later on, other natural sources) began in earnest about twenty-five years later. The structure of benzene emerged during the 1860s, the result of contributions from several chemists, most famously that of Kekulé¹.

Scientists of the time did not have the benefit of understanding that electrons are capable of delocalization, so that all carbon atoms could share the same π -bond electron configuration equally. Huckel² was the first to apply the new theory of quantum mechanics to clearly separating σ and π electrons. He went on to develop a theory of π electron bonding for benzene, which was the first to explain the electronic origins of aromaticity.

1 <http://en.wikipedia.org/wiki/Kekul%C3%A9>

2 http://en.wikipedia.org/wiki/Erich_Huckel

70 Benzene Structure

Benzene is a hexagonal ring of six carbon atoms connected to each other through one p-orbital per carbon. Its chemical formula is C_6H_6 , and its structure is a hexagonal ring of carbons sharing symmetrical bonds, with all six hydrogen atoms protruding outwards from the carbon ring, but in the same plane as the ring. The p-orbital system contains 6 electrons, and one way to distribute the electrons yields the following structure:

However, another resonance form of benzene is possible, where the single bonds of the first structure are replaced with double bonds, and the double bonds with single bonds. These two resonance forms are co-dominant in benzene. (Other forms, such as a structure with a π bond connecting opposite carbons, are possible but negligible.) Thus, each bond in benzene has been experimentally shown to be of equal length and strength, and each is accounted as approximately a "1.5" bond instead of either a single or double bond alone.

Electron density is shared between carbons, in effect yielding neither a single nor a double bond, but a sort of one-and-a-half bond between each of the six carbons. Benzene has a density of negative charge both above and below the plane formed by the ring structure. Although benzene is very stable and does not tend to react energetically with most substances, electrophilic compounds may be attracted to this localized electron density and such substances may form a bond with the aromatic benzene ring.

An electron delocalisation ring can be used to show in a single picture both dominant resonance forms of benzene:

70.1 Benzene Properties

Benzene is a colorless, flammable liquid with a sweet aroma and carcinogenic effects. The aromatic properties of benzene make it far different from other alkenes in many ways.

70.1.1 Benzene Reactions

Main article: Aromatic reactions¹

Unlike alkenes, aromatic compounds such as benzene undergo substitution reactions instead of addition reactions. The most common reaction for benzene to undergo is electrophilic

¹ Chapter 80 on page 271

aromatic substitution (EAS), although in a few special cases, substituted benzenes can undergo nucleophilic aromatic substitution.

70.2 Benzene Health Effects

In the body, benzene is metabolized, and benzene exposure may have quite serious health effects. Breathing in very high levels of benzene can result in death, while somewhat lower (but still high) levels can cause drowsiness, dizziness, rapid heart rate, headaches, tremors, confusion, and unconsciousness. Eating or drinking foods containing high levels of benzene can cause vomiting, irritation of the stomach, dizziness, sleepiness, convulsions, rapid heart rate, and even death.

The major effect of benzene from chronic (long-term) exposure is to the blood. Benzene damages the bone marrow and can cause a decrease in red blood cells, leading to anemia. It can also cause excessive bleeding and depress the immune system, increasing the chance of infection. Some women who breathed high levels of benzene for many months had irregular menstrual periods and a decrease in the size of their ovaries. It is not known whether benzene exposure affects the developing fetus in pregnant women or fertility in men, however animal studies have shown low birth weights, delayed bone formation, and bone marrow damage when pregnant animals breathed benzene.

The US Department of Health and Human Services (DHHS) also classifies benzene as a human carcinogen. Long-term exposure to high levels of benzene in the air can cause leukemia, a potentially fatal cancer of the blood-forming organs. In particular, Acute Myeloid Leukemia (AML) may be caused by benzene.

71 Aromaticity

Aromaticity in organic chemistry does not refer to whether or not a molecule triggers a sensory response from olfactory organs (whether it "smells"), but rather refers to the arrangement of electron bonds in a cyclic molecule. Many molecules that have a strong odor (such as diatomic chlorine Cl_2) are not aromatic in structure -- odor has little to do with chemical aromaticity. It was the case, however, that many of the earliest-known examples of aromatic compounds had distinctively pleasant smells. This property led to the term "aromatic" for this class of compounds, and hence the property of having enhanced stability due to delocalized electrons came to be called "aromaticity".

71.1 Definition

Aromaticity is a chemical property in which a conjugated ring of unsaturated bonds, lone pairs, or empty orbitals exhibit a stabilization stronger than would be expected by the stabilization of conjugation alone. It can also be considered a manifestation of cyclic delocalization and of resonance.

This is usually considered to be because electrons are free to cycle around circular arrangements of atoms, which are alternately single- and double-bonded to one another. These bonds may be seen as a hybrid of a single bond and a double bond, each bond in the ring identical to every other. This commonly-seen model of aromatic rings was developed by Kekulé. The model for benzene consists of two resonance forms, which corresponds to the double and single bonds' switching positions. Benzene is a more stable molecule than would be expected of cyclohexatriene, which is a theoretical molecule.

71.2 Theory

By convention, the double-headed arrow indicates that two structures are simply hypothetical, since neither can be said to be an accurate representation of the actual compound. The actual molecule is best represented by a hybrid (average) of most likely structures, called resonance forms. A carbon-carbon double bond is shorter in length than a carbon-carbon single bond, but aromatic compounds are perfectly geometrical (that is, not lop-sided) because all the carbon-carbon bonds have the same length. The actual distance between atoms inside an aromatic molecule is intermediate between that of a single and that of a double bond.

A better representation than Lewis drawings of double and single bonds is that of the circular π bond (Armstrong's inner cycle), in which the electron density is evenly distributed through a π bond above and below the ring. This model more correctly represents the location

of electron density within the aromatic molecule's overall structure. The single bonds are sigma (σ) bonds formed with electrons positioned "in line" between the carbon atoms' nuclei. Double bonds consist of one "in line" σ bond and another non-linearly arranged bond -- a π -bond. The π -bonds are formed from the overlap of atomic p-orbitals simultaneously above and below the plane of the ring formed by the "in line" σ -bonds.

Since they are out of the plane of the atoms, π orbitals can interact with each other freely, and thereby they become delocalized. This means that, instead of being tied to one particular atom of carbon, each electron can be shared by all the carbon atoms in an aromatic ring. Thus, there are not enough electrons to form double bonds on all the carbon atoms, but the "extra" electrons strengthen all of the bonds of the ring equally.

71.3 Characteristics

An aromatic compound contains a set of covalently-bound atoms with specific characteristics:

1. The molecule has to be cyclic
2. A delocalized conjugated pi system, most commonly an arrangement of alternating single and double bonds (can sometimes include triple bonds if the geometry of the molecule permits)
3. Coplanar structure, with all the contributing atoms in the same plane
4. A number of pi delocalized electrons that is even, but not a multiple of 4. (This is known as Hückel's $(4n+2)\Pi$ rule, where, $n= 0,1,2,3$ and so on. Permissible numbers of π electrons include 2, 6, 10, 14, and so on)
5. Special reactivity in organic reactions such as electrophilic aromatic substitution and nucleophilic aromatic substitution

Whereas benzene is aromatic (6 electrons, from 3 double bonds), cyclobutadiene is not, since the number of π delocalized electrons is 4, which is not satisfied by any n integer value. The cyclobutadienide ($2-$) ion, however, is aromatic (6 electrons). An atom in an aromatic system can have other electrons that are not part of the system, and are therefore ignored for the $4n + 2$ rule. In furan, the oxygen atom is sp^2 hybridized. One lone pair is in the π system and the other in the plane of the ring (analogous to C-H bond on the other positions). There are 6 π electrons, so furan is aromatic.

Aromatic molecules typically display enhanced chemical stability, compared to similar non-aromatic molecules. The circulating (that is, delocalized) π electrons in an aromatic molecule generate significant local magnetic fields that can be detected by NMR techniques. NMR experiments show that protons on the aromatic ring are shifted substantially further down-field than those on aliphatic carbons. Planar monocyclic molecules containing $4n$ π electrons are called anti-aromatic and are, in general, destabilized. Molecules that could be anti-aromatic will tend to alter their electronic or conformational structure to avoid this situation, thereby becoming merely non-aromatic.

Aromatic molecules are able to interact with each other in so-called π - π stacking: the π systems form two parallel rings overlap in a "face-to-face" orientation. Aromatic molecules are also able to interact with each other in an "edge-to-face" orientation: the slight positive

charge of the substituents on the ring atoms of one molecule are attracted to the slight negative charge of the aromatic system on another molecule.

72 Monosubstituted Benzenes

Benzene is a very important basic structure which is useful for analysis and synthesis in most aspects of organic chemistry. The benzene ring itself is not the most interesting or useful feature of the molecule; which substituents and where they are placed on the ring can be considered the most critical aspect of benzene chemistry in general.

72.1 Effects of Different Substituents

Depending on the type of substituent, atoms or groups of atoms may serve to make the benzene ring either more reactive or less reactive. If the atom or group makes the ring more reactive, it is called **activating**, and if less, then it is called **deactivating**.

Generally, the terms activating and deactivating are in terms of the reactions that fall into the category of Electrophilic Aromatic Substitution (EAS). These are the most common forms of reactions with aromatic rings. Aromatic rings can undergo other types of reactions, however, and in the case of Nucleophilic Aromatic Substitution, the activating and deactivating nature of substituents on the rings is reversed. In EAS, a hydroxyl group is strongly activating, but in Nucleophilic Aromatic Substitution, a hydroxyl group is strongly deactivating. But since EAS is the most common reaction with aromatic rings, when discussing activation and deactivation, it's normally done in terms of the EAS.

In addition to activating or deactivating, all groups and/or substituent atoms on a benzene ring are **directing**. An atom or group may encourage additional atoms or groups to add or not to add to certain other carbons in relation to the carbon connected to the directing group. This concept will be further discussed in the next chapter, but when memorizing the groups below it is helpful to also memorize whether it is O (ortho), M (meta) or P (para)-directing.

Another factor that heavily influences direction, however, is steric hindrance. If, for example, you have a tert-butyl substituent on the ring, despite the fact that it is ortho/para directing, the ortho positions will be largely blocked by the tert-butyl group and thus nearly all the product would be para.

72.2 Activating Substituents

Activating substituents make benzene either slightly more reactive or very much more reactive, depending on the group or atom in question. In general, if one of the major heteroatoms (nitrogen or oxygen) is *directly* attached to the carbon ring then the result is probably activation. This is merely a rule of thumb, and many exceptions exist, so it is best to memorize the groups listed below instead of counting on a quick and dirty rule of thumb.

Group	Strength	Directing
-NH ₂ , -NHR, -NRR	very strong	ortho/para
-OH, -O ⁻	very strong	ortho/para
-NHCOCH ₃ , -NHCOR	strong	ortho/para
-OCH ₃ , -OR	strong	ortho/para
-CH ₃ , -C ₂ H ₅ , -R	weak	ortho/para
-C ₆ H ₅	very weak	ortho/para

72.3 Deactivating Substituents

A deactivating group is a functional group attached to a benzene molecule that removes electron density from the benzene ring, making electrophilic aromatic substitution reactions slower and more difficult than they would be on benzene alone. As discussed above for activating groups, deactivating groups may also determine the positions (relative to themselves) on the benzene ring where substitutions take place, so each deactivating group is listed below along with its directing characteristic.

Group	Strength	Directing
-NR ₃ ⁺	very strong	meta
-NO ₂	very strong	meta
-CF ₃ , CCl ₃	very strong	meta
-CN	strong	meta
-SO ₃ H	strong	meta
-CO ₂ H, -CO ₂ R	strong	meta
-COH, -COR	strong	meta
-F	weak	ortho/para
-Cl	weak	ortho/para
-Br	weak	ortho/para

72.4 Activation vs. Deactivation and ortho/para vs. meta directing

So why are some substituents activating or deactivating? Why are some meta directing and others ortho/para directing? From the above tables, it seems pretty clear there's a relationship.

There are primarily two effects that substituents impart on the ring that affect these features:

1. Resonance effects
2. Inductive effects

72.4.1 Resonance Effects

Let's first look at resonance effects. Resonance effects are the ability or inability of a substituent to provide electrons to the ring and enhance its resonance stability. To see this, we must first get a basic understanding of the mechanism of Electrophilic Aromatic Substitution. We'll discuss EAS in more detail in the next section, but some basics are called for here.

Figure 167 Basic Mechanism of Electrophilic Aromatic Substitution

As you can see in the image above, the electrophile is attacked by pi electrons in the ring. The same carbon is now bonded to both the hydrogen that was bonded to it and the electrophile. This in turn creates a carbocation on the adjacent carbon, making the ring non-aromatic. But aromatic rings like to remain aromatic. The nucleophile which was previously bonded to the electrophile now attacks the hydrogen, abstracting it from the ring and allowing the pi-bond to re-form and returning the ring to its aromatic nature.

As we've seen before in some other reactions, when a carbocation is created as an intermediate, stability of that carbocation is crucial to the reaction. This is the case in Electrophilic Aromatic Substitution as well.

So what is the effect of substituents on the ring?

Figure 168 Resonance Stability of ortho, para, and meta attacks.

Let's look at the situation above. In this case we have Phenol, a benzene ring with an -OH (hydroxyl) group attached. When we nitrate the ring with nitric acid in sulfuric acid (a reaction we'll discuss in the next section), a nitro group is attached to the benzene ring.

There are 3 possible places for the nitro group to attach: An ortho, meta, or para position. To understand the stability of the carbocation, we need to look at the resonance structures for a given attack and see what the results are.

The first resonance structure of the ortho attack results in a positive charge on the carbon with the hydroxyl group. This happens to be the most stable of the 3 resonance structures for an ortho attack because the two negative electron pairs in the oxygen act to stabilize the positive charge on the carbon. The other two resonance forms leave a carbon with a hydrogen attached, to hold the positive charge. Hydrogen can do nothing to stabilize the charge and thus, these are less stable forms.

In the para attack situation, notice that the second resonance form also puts a positive charge on the carbon with the hydroxyl group. This provides for stability just as it does in the case of an ortho attack and thus, the middle resonance form is very stable.

Finally, in the meta attack situation, all of the resonance forms result in a positive charge on a carbon with only a hydrogen attached. None of these is stable, and thus, meta attack with a hydroxyl group attached, is a very small percentage of the product.

So the electron pairs in the oxygen act to stabilize the ortho and para attacks.

72.4.2 Inductive Effects

Now let's look at the inductive effects of deactivating substituents. Let's imagine that, instead of a hydroxyl group, we instead have a carbonyl group attached to the ring in its place. When a carbonyl is attached, the ring is bonded to a carbon which in turn, is double-bonded to an oxygen, the double-bonded oxygen is withdrawing electrons and this inductive effect is felt on the ring, strongly deactivating its pi-bond nature and putting a positive dipole on the carbon. Looking at the resonance structures, this carbon, which already has some positive nature is now given the added resonance of a positive charge, in the case of ortho and para attacks. Positive plus positive equals more positive and thus, less stable. There's no negative charge or negative electron pair to stabilize this positive charge.

So in this case, not only is the entire ring less activated, but the ortho and para attacks result in much more unstable carbocation resonance forms. Hence, meta is the preferred position, but the overall reaction is less active than plain benzene.

72.4.3 Halides as the Exception

Notice that in the list of activating vs. deactivating substituents, the activating ones are all ortho/para directing. In the deactivating substituents, all but the halides, are meta directing. Why are halides an exception?

Because halides are more electronegative than carbon, they induce a positive dipole on the attached carbon and a negative dipole on their own atom(inductive effect), and in accordance to the previous logic of activating/deactivating substituents, deactivate the ring. However, halides also possess lone pair electrons in their outer shell to share with the ring, allowing the resonance structures with favored ortho/para attacks versus meta attacks due to their poor resonance forms. In essence, although halides do deactivate the ring to some extent, they provide major resonance contributors due to the availability of their lone pairs. Resonance structures usually trump the inductive effect.

72.5 Detailed Effects of Substituents

We've discussed some generalities about the effects of substituents and even some specifics about certain ones, but let's look more closely at the substituents and try to understand the details of what makes them activating vs. deactivating.

-NH₂, -NHR, and -NRR are all very strongly activating. Though nitrogen is more electronegative than carbon, its ability to share a pair of electrons greatly outweighs its electron withdrawing effect.

-OH and -O⁻ is similar in that it is even more electronegative than nitrogen, but it has two pairs of electrons to share, which also greatly outweighs its electron withdrawing effect.

-NHCOCH₃ and -NHCOR are also strongly activating, but the inductive effect of the double-bonded oxygen acts to make the nitrogen more electron withdrawing, so they're not quite as activating as the other -N substituents above.

-OCH₃ and -OR are also still strongly activating, but less so, because the electron density is shared on both sides of the oxygen.

-CH₃ and -R in general provide some electron density sharing, but not nearly as much as a pair of electrons. Thus their effect is only weakly felt.

For deactivating groups we have:

-NO₂, or nitro and -NR₃⁺. The nitro group is very strongly deactivating because of its resonance structure. The nitro group has two resonance forms: O=N⁺-O⁻ and O⁻-N⁺=O. Both of these forms leave a full positive charge on the nitrogen making it completely unable to help stabilize the positive carbocation intermediate. The same applies to -NR₃⁺.

-CF₃ and -CCl₃ both have an inductive electronegative effect of 3 halides, but with no electrons to share with the ring, leaving them also very strongly deactivating.

-CN has a triple bond between the carbon and nitrogen with a resonance form of a double bond between the carbon and nitrogen and a positive charge on the carbon, meaning that between the electronegativity of the nitrogen and positively charged carbon in the resonance form, it destabilizes the carbocation and offer no electrons to the ring.

-SO₃, -COR, -CO₂R - all of these have electronegative oxygens giving the carbon a positive partial charge and providing no electrons for stability on the ring.

-F, -Cl, -Br, all have a similar effect. They are electronegative and deactivate the ring, but have electrons to share that, to some degree, makes up for it, allowing the ortho/para direction. But to understand their effects better, you need to look at them in terms of their placement on the periodic chart. Fluorine is the most electronegative element and it's very small and thus very close to the carbon it's bonded to. This gives its electromagnetic influence a stronger deactivating character. Chlorine is less electronegative, but it's also larger and thus further away from the carbon, making it harder for it to share its electrons. And so on.

73 Polysubstituted Benzenes

Unsubstituted benzene is seldom encountered in nature or in the laboratory, and you will find in your studies that most often benzene rings are found as parts of other, more complicated molecules. In order for benzene to react in most situations, it gains or loses some functionality dependent on which functional groups are attached. Although the simplest case is to work with benzene that has only one functional group, it is also essential to understand the interactions and competitions between multiple functional groups attached to the same benzene ring.

When there is more than one substituent present on a benzene ring the spatial relationship between groups becomes important, which is why the arene substitution patterns **ortho**, **meta** and **para** were devised. For example three isomers exist for the molecule cresol because the methyl group and the hydroxyl group can be placed either next to each other (*ortho*), one position removed from each other (*meta*) or two positions removed from each other (*para*). Where each group attaches is most often a function of which order they were attached in, due to the activating/deactivating and directing activities of previously attached groups.

Figure 169

73.1 Competition Between Functional Groups

When a ring has more than one functional group, the effects of the groups are combined and their total effect must be taken into account. In general, effects are summed. For example, toluene (methylbenzene) is weakly activated. But p-nitrotoluene has both a methyl group and a nitro group. The methyl group is weakly activating and the nitro is pretty strongly deactivating, so overall, the group is very deactivated. In terms of direction, however, both substituents agree on the direction. The methyl group is ortho/para directing. The nitro group occupies the para position, so the methyl will now want just ortho direction. The nitro group is meta directing. The positions meta to the nitro are also ortho to the methyl, so this works out and further substituents will be almost entirely in the positions ortho to the methyl group.

If two functional groups disagree on direction, the more activating group is the one that controls direction. That is, if you had m-nitrotoluene, most of your product would tend to be ortho/para to the toluene and not meta to the nitro, despite the nitro having a stronger influence on overall activation.

73.2 Naming Conventions

When a benzene ring has more than one substituent group attached, the location of all of the groups not directly attached to carbon number one must be explicitly declared. This is done by listing the number of the carbon atom where the group is attached, followed by a hyphen and the group's name. The carbon atoms of the benzene ring should be numbered in order of previously established precedence, i.e., a bromine would take precedence over a nitro group, which itself would take precedence over an alcohol or alkane group. The names of the groups should be listed in alphabetical order, i.e. "2-methyl-5-nitrobenzaldehyde."

74 Aromatics in history

75 Benzene structure

76 Benzene properties

77 Overview of electrophilic aromatic substitution reactions

78 Friedel-Crafts alkylation

79 Friedel-Crafts acylation

80 Aromatic reactions

<< Aromatics¹ | Aromatic reactions | Ketones and aldehydes>>²

The lack of reactivity of arenes is notable when compared to the reactivities of typical compounds containing multiple conjugated double bonds. For example, 1,3,5-hexatriene is much more reactive than hexane, hexene, or any hexadiene. Benzene is much less reactive than any of these. Any of the alkenes will be readily converted to alcohols in the presence of a dilute aqueous solution of H_2SO_4 , but benzene is inert. Similarly, alkenes react readily with halogens and hydrogen halides *by addition* to give alkyl halides, whereas halogens react with benzene *by substitution* and only in the presence of a catalyst. KMnO_4 or chromic acid solutions (typically CrO_3 or $\text{K}_2\text{Cr}_2\text{O}_7$) cleave the double bonds of alkenes, giving ketones or carboxylic acids, but do not react at all with benzene. Because of the stability of aromatic compounds, however, reactions involving these have extremely high activation energies, for passage to the transition state necessarily requires disruption of the aromatic system, resulting in a temporary loss of aromatic stabilization energy. Instead of reacting by addition and elimination, as nonaromatic compounds often do, benzene and its derivatives usually react by electrophilic aromatic substitution.

1 Chapter 68 on page 241

2 Chapter 86 on page 287

81 Redox

81.1 Birch reduction

The **Birch reduction**¹ is the reduction of aromatic compounds by sodium in liquid ammonia. It is attributed to the chemist Arthur Birch². The reaction product is a 1,4-cyclohexadiene. The metal can also be lithium or potassium and the hydrogen atoms are supplied by an alcohol such as ethanol or tert-butanol.

Figure 170 Birch reduction of aromatic rings

The first step of a Birch reduction is a one-electron reduction of the aromatic ring to a radical anion. Sodium is oxidized to the sodium ion Na^+ . This intermediate is able to dimerize to the dianion. In the presence of an alcohol the second intermediate is a free radical which takes up another electron to form the carbanion. This carbanion abstracts a proton from the alcohol to form the cyclohexadiene.

Figure 171 Birch reduction reaction mechanism

In the presence of an alkyl halide, the carbanion can also engage in nucleophilic substitution with carbon-carbon bond formation. In substituted aromatics an electron withdrawing substituent such as a carboxylic acid stabilizes a carbanion and the least-substituted alkene is generated. With an electron donating substituent, the opposite effect occurs. The non-conjugated 1,4-addition product is preferred over the conjugated 1,3-diene which is explicable by the principle of least motion³. Experimental alkali metal alternatives that are safer to handle, such as the M-SG reducing agent⁴, also exist.

81.2 Oxidation of Benzene in the Human Body

Because benzene is nonpolar, it cannot be passed in urine, and will remain in the body until oxidized. Benzene itself is not dangerous to health, but in order to be passed, it is oxidized by cytochrome P-450 in the liver. This produces benzene oxide, a highly teratogenic and carcinogenic compound. Benzene has been replaced by toluene as an industrial solvent, because toluene can be oxidized to benzoic acid, which is mostly harmless to health, and

1 * A. J. Birch, J. Chem. Soc. **1944**, 430.

2 <https://en.wikipedia.org/wiki/Arthur%20John%20Birch>

3 <https://en.wikipedia.org/wiki/Principle%20of%20least%20motion>

4 <https://en.wikipedia.org/wiki/M-SG%20reducing%20agent>

is quickly passed. The decomposition of benzoic acid into benzene and carbon dioxide in soda pop has become an issue recently.

82 Nucleophilic Aromatic Substitution

A nucleophilic substitution is a substitution reaction in organic chemistry in which the nucleophile displaces a good leaving group, such as a halide on an aromatic ring. In order to understand this type of reaction, it is important to recognize which chemical groups are good leaving groups and which are not.

82.1 Leaving Groups

A leaving group can probably most simply be described as an atom or molecule that detaches from an organic molecule. The ability for a functional group to leave is called *lability*. Leaving groups affect the intrinsic reactivity of the molecule as a whole, but only until, quite naturally, they actually leave.

The lower the pK_a of the conjugate acid for a given leaving group, the better that leaving group is at actually leaving. This is because such groups can easily stabilize any developing negative charge and without stabilization, a leaving group will actually become a nucleophile causing the reaction to cycle pointlessly between attached and detached forms. (This explains why a strong base is nearly always a poor leaving group.)

In room temperature water, the sequence of lability is:

- *Less lability*
- amine/amide (NH_2^-)
- alkoxy/alkoxide (RO^-)
- hydroxyl/hydroxide (HO^-)
- carboxylate (RCOO^-)
- fluoro/fluoride (F^-)
- water (H_2O)
- chloro/chloride (Cl^-)
- bromo/bromide (Br^-)
- iodo/iodide (I^-)
- azide (N_3^-)
- thiocyanate (SCN^-)
- nitro/nitrite (NO_2^-)
- cyano/cyanide (CN^-)
- *Greater Lability*

82.2 Rate of Reaction

The better a leaving group, the faster a nucleophilic reaction will occur. This is demonstrated by comparisons of the kinetics between halogenalkanes, where the bromides dissociate more quickly than the chlorides, but the iodides dissociate more rapidly than either of the other two. This is because the bond between the halogen and its nearest carbon must be broken at some point for a nucleophilic substitution to take place. A bond between iodine and carbon is far more polarizable than a bond between carbon and chlorine, for example, due to iodine's relatively large size and relatively large number of ionizable electrons. The fact that water is a far better leaving group than hydroxide also has the important consequence that the rate of a reaction in which hydroxide leaves is increased dramatically by the presence of an acid, for hydroxide is then protonated to water, a much weaker nucleophile.

82.3 Types of Reactions

There are three nucleophilic substitution mechanisms commonly encountered with aromatic systems, the S_NAr (addition-elimination) mechanism, the benzyne mechanism and the free radical S_{RN}1 mechanism. The most important of these is the S_NAr mechanism, where electron withdrawing groups activate the ring towards nucleophilic attack, for example if there are nitro functional groups positioned ortho or para to the halide leaving group. It is not generally necessary to discuss these types in detail within the context of an introductory organic chemistry course.

83 Electrophilic Aromatic Substitution

Electrophiles are particles with a deficiency of electrons. Therefore they are likely to react with substances that have excess electrons. Aromatic compounds have increased electron density in the form of delocalized π -orbitals.

83.1 Step 1: Formation of a π -complex

At first, the electrophile interacts with the delocalized orbitals of the aromatic ring and a π -complex is formed.

Figure 172

No chemical bonds are formed at this stage. Evidence of the formation of a π -complex as an intermediate state has been found for some reactions, but not for all, since the chemical interaction in π -complexes is very weak.

83.2 Step 2: Formation of a σ -complex

After the π -complex is formed, in the presence of an electron acceptor another complex is formed - the σ -complex. It is a cationic species, an intermediate that lacks aromatic properties, but its four π -electrons are delocalized across the ring, which stabilizes the cation somewhat, sometimes allowing its isolation. An example would be the salt mesityl fluoroborate, which is stable at low temperatures, and is prepared by the reaction of mesitylene (1,3,5-trimethylbenzene) with fluoroboric acid (BF_3/HF); the cation of this salt is protonated mesitylene. σ -complexes are also known as *Wheland intermediates*.

83.3 Step 3: Formation of a Substituted product

At the next stage the σ -complex decomposes, freeing a hydrogen cation and forming the product of substitution.

Figure 173

83.3.1 Electrophilic aromatic halogenation

Figure 174 Electrophilic aromatic substitution of benzene

Another important reaction of benzene is the electrophilic substitution of halides, a specific type of electrophilic aromatic substitution. These reactions are very useful for adding substituents to an aromatic system. The rates of the reactions increase with the electrophilicity of the halogen: hence, fluorination in this manner is too rapid and exothermic to be practical, whereas iodine requires the most vigorous conditions. Chlorination and bromination are the most often practiced in the lab of the four possible halogenations. Halobenzenes are used for pesticides, as well as the precursors to other products. Many COX-2 inhibitors contain halobenzene subunits.

Some highly activated aromatic compounds, such as phenol and aniline, are reactive enough to undergo halogenation without a catalyst, but for typical benzene derivatives (and benzene itself), the reactions are extremely slow at room temperature in the absence of a catalyst. Usually, Lewis acids are used as catalysts, which work by helping to polarize the halogen-halogen bond, thus decreasing the electron density around one halogen atom, making it more electrophilic. The most common catalysts used are either Fe or Al, or their respective chlorides and bromides (+3 oxidation state). Iron(III) bromide and iron(III) chloride lose their catalytic activity if they are hydrolyzed by any moisture present, including atmospheric water vapor. Therefore, they are generated *in situ* by adding iron filings to bromine or chlorine. Iodination is carried out under different conditions: periodic acid is often used as a catalyst. Under these conditions, the I^+ ion is formed, which is sufficiently electrophilic to attack the ring. Iodination can also be accomplished using a diazonium reaction. Fluorination is most often done using this technique, as the use of fluorine gas is inconvenient and often fragments organic compounds.

Halogenation of aromatic compounds differs from the additions to alkenes or the free-radical halogenations of alkanes, which do not require Lewis acid catalysts. The formation of the arenium ion results in the temporary loss of aromaticity, the overall result being that the reaction's activation energy is higher than those of halogenations of aliphatic compounds.

Halogenation of phenols is faster in polar solvents due to the dissociation of phenol, because the phenoxide ($-O^-$) group is more strongly activating than hydroxyl itself.

83.3.2 Electrophilic aromatic sulfonation

Aromatic sulfonation is an organic reaction in which a hydrogen atom on an arene is replaced by a sulfonic acid functional group in an electrophilic aromatic substitution.

The electrophile of such a reaction is sulfur trioxide (SO_3), which can be released from oleum (also known as fuming sulfuric acid), essentially sulfuric acid in which gaseous sulfur trioxide has been dissolved.

In contrast to aromatic nitration and other electrophilic aromatic substitutions, aromatic sulfonation is reversible. Sulfonation takes place in strongly acidic conditions, and desulfonation can occur on heating with a trace of acid. This also means that thermodynamic,

rather than kinetic, control can be achieved at high temperatures. Hence, directive effects are not expected to play a key role in determining the proportions of isomeric products of high-temperature sulfonation.

Aromatic sulfonic acids can be intermediates in the preparation of dyes and many pharmaceuticals. Sulfonation of aniline produces p-aminobenzenesulfonic acid or sulfanilic acid, which is a zwitterionic compound with an unusually high melting point. The amide of this compound and related compounds form a large group of sulfa drugs (a type of antibiotic).

Overall reaction: $\text{ArH} + \text{SO}_3 \rightarrow \text{ArSO}_3\text{H}$

83.3.3 Electrophilic aromatic nitration

Nitration occurs with aromatic organic compounds via an electrophilic substitution mechanism involving the attack of the electron-rich benzene ring by the nitronium (nitryl) ion. Benzene is commonly nitrated by refluxing with a mixture of concentrated sulfuric acid and concentrated nitric acid at 50°C. The sulfuric acid is regenerated and hence acts as a catalyst.

Selectivity is always a challenge in nitrations. Fluorenone nitration is selective and yields a tri-nitro compound or tetra-nitro compound by tweaking reaction conditions just slightly. Another example of trinitration can be found in the synthesis of phloroglucinol. Other nitration reagents include nitronium tetrafluoroborate which is a true nitronium salt. This compound can be prepared from hydrogen fluoride, nitric acid and boron trifluoride. Aromatic nitro compounds are important intermediates for anilines; the latter may be readily prepared by action of a reducing agent.

Overall reaction: $\text{ArH} + \text{HNO}_3 \rightarrow \text{ArNO}_2 + \text{H}_2\text{O}$

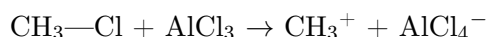
83.3.4 Friedel-Crafts alkylation

Figure 175 Friedel-Crafts alkylation of benzene with methyl chloride

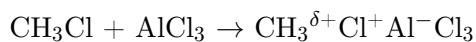
The Friedel-Crafts reactions, discovered by French alkaloid chemist Charles Friedel and his American partner, James Crafts, in 1877, is either the alkylation or acylation of aromatic compounds catalyzed by a Lewis acid. They are very useful in the lab for formation of carbon-carbon bonds between an aromatic nucleus and a side chain.

Source of electrophile

Friedel-Crafts alkylation is an example of electrophilic substitution in aromatic compounds. The electrophile is formed in the reaction of an alkyl halide with a Lewis acid. The Lewis acid polarizes the alkyl halide molecule, causing the hydrocarbon part of it to bear a positive charge and thus become more electrophilic.



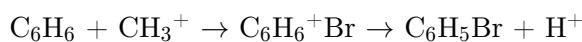
or



(The carbon atom has a slight excess of positive charge, as the electronegative chlorine atom draws electron density towards itself. The chlorine atom has a positive charge, as it has formed a sub-ordinate bond with the aluminium atom. In effect, the Cl atom has lost an electron, while the Al atom has gained an electron. Therefore, the Al atom has a negative charge.)

Mechanism of alkylation

The polarized, electrophilic molecule then seeks to saturate its electron deficiency and forms a π -complex with the aromatic compound that is rich in π -electrons. Formation a π -complex does not lead to loss of aromaticity. The aromaticity is lost however in the σ -complex that is the next stage of reaction. The positive charge in the σ -complex is evenly distributed across the benzene ring.



The σ -complex $\text{C}_6\text{H}_6^+\text{Br}$ can be separated (it is stable at low temperatures), while the π -complex can not.

Restrictions

- Deactivating functional groups, such as nitro ($-\text{NO}_2$), usually prevent the reaction from occurring at any appreciable rate, so it is possible to use solvents such as nitrobenzene for Friedel-Crafts alkylation.
- Primary and secondary carbocations are much less stable than tertiary cations, so rearrangement typically occurs when one attempts to introduce primary and secondary alkyl groups onto the ring. Hence, Friedel-Crafts alkylation using n-butyl chloride generates the n-butylium cation, which rearranges to the t-butyl cation, which is far more stable, and the product is exclusively the t-butyl derivative. This may, in some cases, be circumvented through use of a weaker Lewis acid.
- The Friedel-Crafts reaction can not be used to alkylate compounds which are sensitive to acids, including many heterocycles.
- Another factor that restricts the use of Friedel-Crafts alkylation is polyalkylation. Since alkyl groups have an activating influence, substituted aromatic compounds alkylate more easily than the original compounds, so that the attempted methylation of benzene to give toluene often gives significant amounts of xylene and mesitylene. The usual workaround is to acylate first (see the following sections) and then reduce the carbonyl group to an alkyl group.

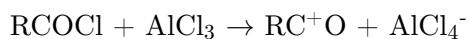
83.3.5 Friedel-Crafts acylation

Figure 176 Friedel-Crafts acylation of benzene by acetyl chloride

Friedel-Crafts acylation, like Friedel-Crafts alkylation, is a classic example of electrophilic substitution.

Source of electrophile

Reacting with Lewis acids, anhydrides and chloranhydrides of acids become strongly polarized and often form acylium cations.

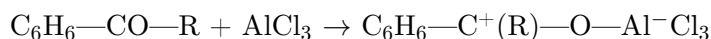


Mechanism of acylation

The mechanism of acylation is very similar to that of alkylation.



The ketone that is formed then forms a complex with aluminum chloride, reducing its catalytic activity.



Therefore, a much greater amount of catalyst is required for acylation than for alkylation.

Restrictions

- Although no isomerisation of cations happens, due to the resonance stabilization provided by the acylium ion, certain cations may lose CO and alkylation will occur instead of acylation. For example, an attempt to add pivalyl (neopentanoyl) to an aromatic ring will result in loss of CO from the cation, which then results in the t-butyl derivative being formed.
- Acidophobic aromatic compounds, such as many heterocycles can't exist in the presence of both Lewis acids and anhydrides.
- Formyl chloride is unstable and cannot be used to introduce the formyl group onto a ring through Friedel-Crafts acylation. Instead, the Gattermann-Koch reaction is often used.

Applications

Friedel-Crafts acylation is used, for example, in the synthesis of anthraquinone from benzene and phthalic anhydride.

In laboratory synthesis Friedel-Crafts acylation is often used instead of alkylation in cases where alkylation is difficult or impossible, such as synthesis of monosubstituted alkylbenzenes.

84 External links

- reduction of o-anisic acid¹ to 2-heptyl-2-hexenone in Organic Syntheses² Article³
- reduction of naphthalene⁴ to 1,4,5,8-Tetrahydronaphthalene (isotetralin) in Organic Syntheses⁵ Article⁶.
- reduction of o-xylene⁷ to 1,2-Dimethyl-1,4-cyclohexadiene in Organic Syntheses⁸ Article⁹
- reduction of benzoic acid¹⁰ to 2,5-Cyclohexadiene-1-carboxylic acid in Organic Syntheses¹¹ Article¹²

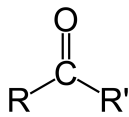
-
- 1 <https://en.wikibooks.org/wiki/anisic%20acid>
 - 2 <https://en.wikibooks.org/wiki/Organic%20Syntheses>
 - 3 <http://www.orgsyn.org/orgsyn/prep.asp?prep=cv7p0249>
 - 4 <https://en.wikibooks.org/wiki/naphthalene>
 - 5 <https://en.wikibooks.org/wiki/Organic%20Syntheses>
 - 6 <http://www.orgsyn.org/orgsyn/prep.asp?prep=cv6p0731>
 - 7 <https://en.wikibooks.org/wiki/xylene>
 - 8 <https://en.wikibooks.org/wiki/Organic%20Syntheses>
 - 9 <http://www.orgsyn.org/orgsyn/prep.asp?prep=cv5p0467>
 - 10 <https://en.wikibooks.org/wiki/benzoic%20acid>
 - 11 <https://en.wikibooks.org/wiki/Organic%20Syntheses>
 - 12 <http://www.orgsyn.org/orgsyn/prep.asp?prep=cv5p0400>

85 References

<< Aromatics¹ | Aromatic reactions | Ketones and aldehydes>>²

1 Chapter 68 on page 241
2 Chapter 86 on page 287

86 Unit 11: Ketones and aldehydes



Aldehydes () and ketones () are both carbonyl compounds. They are organic compounds in which the carbonyl carbon is connected to C or H atoms on either side. An aldehyde has one or both vacancies of the carbonyl carbon satisfied by a H atom, while a ketone has both its vacancies satisfied by carbon.

86.1 Naming Aldehydes and Ketones

Ketones are named by replacing the **-e** in the alkane name with **-one** . The **carbon chain** is numbered so that the ketone carbon, called **the carbonyl group** , gets the lowest number. For example, would be named 2-butanone because the root structure is butane and the ketone group is on the number two carbon.

Alternatively, functional class nomenclature of ketones is also recognized by IUPAC, which is done by naming the substituents attached to the carbonyl group in alphabetical order, ending with the word ketone. The above example of 2-butanone can also be named ethyl methyl ketone using this method.

If two ketone groups are on the same structure, the ending **-dione** would be added to the alkane name, such as heptane-2,5-dione.

Aldehydes replace the **-e** ending of an alkane with **-al** for an aldehyde. Since an aldehyde is always at the carbon that is numbered one, a number designation is not needed. For example, the aldehyde of pentane would simply be pentanal.

The **-CH=O group of aldehydes** is known as a formyl group. When a formyl group is attached to a ring, the ring name is followed by the suffix **"carbaldehyde"** . For example, a hexane ring with a formyl group is named cyclohexanecarbaldehyde.

86.2 Boiling Points and Bond Angles

Aldehyde and ketone polarity is characterized by the high dipole moments of their carbonyl group, which makes them rather polar molecules. They are more polar than alkenes and ethers, though because they lack hydrogen, they cannot participate in hydrogen bonding like alcohols, thus making their relative boiling points higher than alkenes and ethers, yet lower than alcohols.

Typical bond angles between the carbonyl group and its substituents show minor deviations from the trigonal planar angles of 120 degrees, with a slightly higher bond angle between the O=C-R bond than the R-C-R bond on the carbonyl carbon (with R being any substituent).

86.3 Preparing Aldehydes and Ketones

86.3.1 Preparing Aldehydes

Partial oxidation of primary alcohols to aldehydes

This reaction uses pyridinium chlorochromate (PCC) in the absence of water (if water is present the alcohol will be oxidized further to a carboxylic acid).

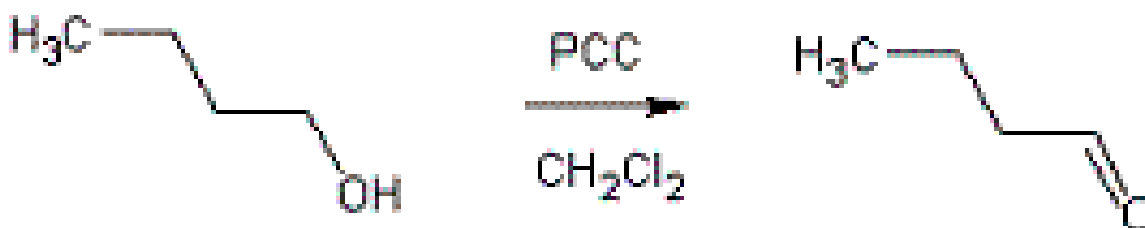
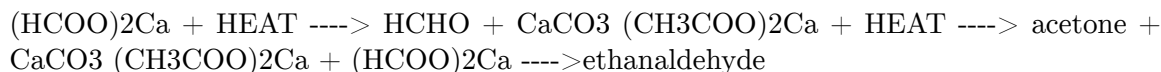
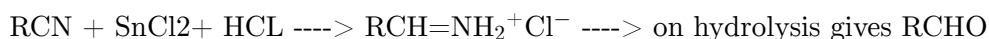


Figure 180

From fatty acids

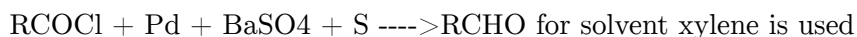


Stephen reduction



Here sulfur is used as a poisoner so that aldehyde formed doesn't get oxidised to the carboxylic acid. See the Wikipedia article¹ for more detail. mechanism b to do wikipedia kis naam ka hai ye

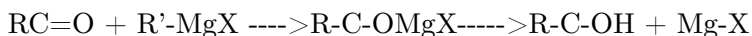

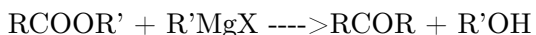
Rosenmund reaction



¹ <https://en.wikipedia.org/wiki/Stephen%20aldehyde%20synthesis>

86.3.2 Preparing Ketones

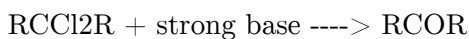
From Grignard reagents



From nitriles

$\text{RCN} + \text{R}'\text{MgX} \longrightarrow \text{RCOR}'$ (after hydrolysis) HCN does not react with RMgX as HCN has acidic hydrogen which results in RH being formed.

From gem dihalides



Oppenaur oxidation

Reagent is Aluminium tert. butoxide solvent is acetone

$\text{ROH} + \text{ACETONE} \longrightarrow \text{Ketone} + \text{isopropyl alcohol}$ this oxidation does not affect double bonds in this oxidation ketone act as a oxidizing agent this is exact opposite to merrwine pondroff reduction

Friedel-Crafts acylation of aromatic compounds

An aromatic ring reacts with a carboxylic acid chlorine (RCOCl) in the presence of AlCl_3 to form an aryl ketone of the form ArCOR .

Oxidation of secondary alcohols to ketones

A secondary alcohol can be oxidised into a ketone using acidified potassium dichromate(VI) and heating under reflux.

The orange dichromate(VI) ion, $\text{Cr}_2\text{O}_7^{2-}$, is reduced to the green $\text{Cr}^{3+}(\text{aq})$ ion.

86.3.3 Ozonolysis of alkenes

It is a reaction in which the double bond is completely broken and the alkene molecule converted into two smaller molecules.

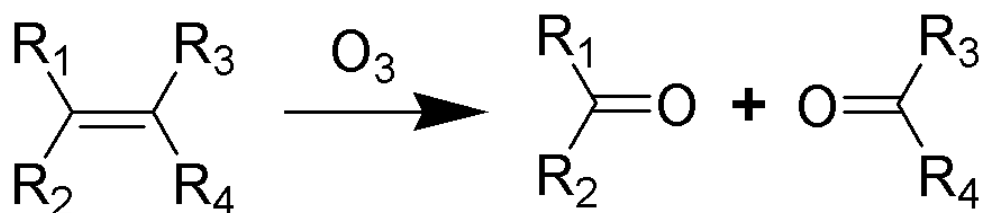


Figure 181 A generalized scheme of ozonolysis

Ozonolysis (cleavage "by ozone) is carried out in two stages: first, addition of ozone to the double bond to form an ozonide ; and second, hydrolysis of the ozonide to yield the cleavage products. Ozone gas is passed into a solution of the alkene in some inert solvent like carbon tetrachloride; evaporation of the solvent leaves the ozonide as a viscous oil. This unstable, explosive compound is not purified, but is treated directly with water, generally in the presence of a reducing agent. If oxidising reagent is used, aldehyde or ketone if oxidisable can further oxidise into carboxylic acid which is not the case with reducing agents. In the cleavage products a doubly-bonded oxygen is found attached to each of the originally doubly-bonded carbons. The function of the reducing agent, which is frequently zinc dust, is to prevent formation of hydrogen peroxide, which would otherwise react with the aldehydes and ketones. (Aldehydes, RCHO, are often converted into acids, RCOOH, for ease of isolation.)

Mechanism

The alkene and ozone form an intermediate molozonide in a 1,3-dipolar cycloaddition. Next, the molozonide reverts to its corresponding carbonyl oxide (also called the Criegee intermediate or Criegee zwitterion) and aldehyde or ketone in a retro-1,3-dipolar cycloaddition. The oxide and aldehyde or ketone react again in a 1,3-dipolar cycloaddition or produce a relatively stable ozonide intermediate (a trioxolane)

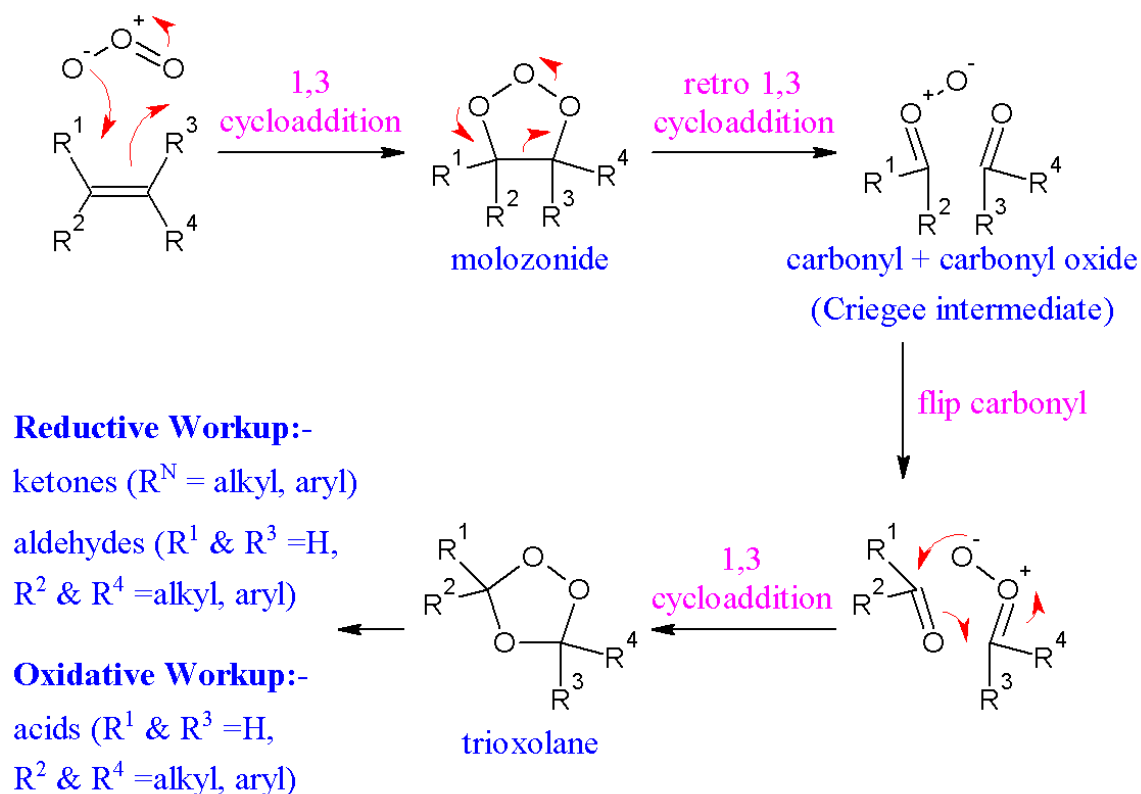


Figure 182 The reaction mechanism of ozonolysis.

86.3.4 Hydration of alkynes

Water is added to an alkyne in a strong acid. The strong acid used is sulfuric acid and mercuric acid.

86.4 Keto-enol tautomerism

In the presence of an acid (H⁺) or a base (OH⁻), the aldehyde or ketone will form an equilibrium with enols, in which the double bond of the carbonyl group migrates to form double bond between the carbonyl and the alpha (α) carbon.

In the presence of an acid, protonation of the oxygen group will occur, and water will abstract an alpha (α) hydrogen.

In the presence of a base, deprotonation of the alpha hydrogen will occur, and a hydrogen from water will be abstracted by the carbonyl oxygen.

This is an important feature of ketone and aldehydes, and is known as the *keto-enolic tautomerism* or *keto-enol tautomerism*, i.e. the equilibrium of carbonyl compounds between two forms.

It must be stressed that the *keto* and the *enol* forms are **two distinct compounds**, not isomers. They are known as tautomers of each other. The presence of α -hydrogen is necessary for this equilibrium: those compounds not possessing it are called *non-enolizable* ketones.

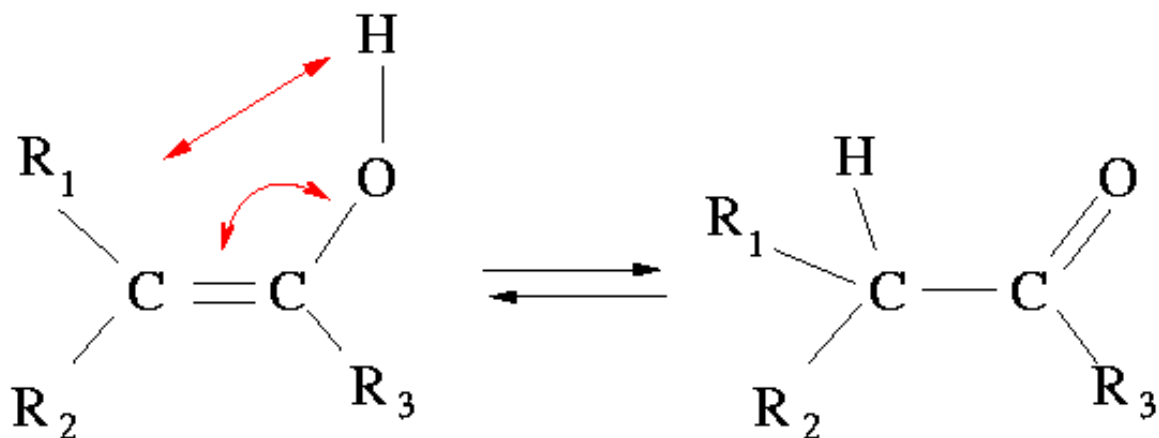


Figure 183 Mechanism of enol-keto tautomerism

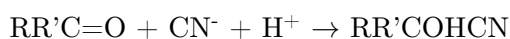
86.5 Reactions of Aldehydes and Ketones

86.5.1 Reactions with the carbonyl carbon

Since aldehydes and ketones contain a polar carbonyl group, the partially positive carbon atom can act as an electrophile. Strong and weak nucleophiles are able to attack this carbonyl carbon, resulting in a net addition to the molecule.

Nucleophilic addition

With cyanide, nucleophilic addition occurs to give a hydroxynitrile:



e.g. propanone \rightarrow 2-hydroxymethylpropanonitrile

86.5.2 Reactions with the carbonyl oxygen

The partially negative oxygen can act as a nucleophile, or be attacked by electrophiles.

86.5.3 Oxidation

Using a strong oxidizing agent such as the Tollens' Reagent (Ag_2O in aqueous ammonia) acidified dichromate, Benedict's/Fehling's reagent (essentially alkaline Cu^{+2}); aldehydes but not ketones may be oxidized into carboxylic acids. This is one way to test for the

presence of an aldehyde in a sample compound: an aldehyde will become a carboxylic acid when reacted with Tollens' reagent, but a ketone will not react. when aldehydes react with fehling solution a red precipitate is obtained (due to formation of Cu_2O) .

86.6 Inductive Effect and Greek letter assignment

The carbonyl group is very electron withdrawing, and adjacent carbons are effected by induction. Using the carbonyl group as a reference, adjacent carbons are named using Greek letters in order of closeness to the carbonyl group. Alpha (α) carbons are directly attached to the carbonyl group, beta (β) carbons are connected to alpha carbons, gamma (γ) to beta (β), and so on.

Due to the inductive effect of the partial positive charge on the carbonyl carbon of a keytone or aldehyde, as well as the stabilizing resonance of the double bond between the hydroxyl group and conjugated carbons to the carbonyl group, the alpha (α) hydrogens are especially acidic, meaning they are especially prone to removal.

id:Kimia Organik/Keton dan aldehida²

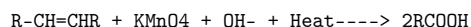
² <https://id.wikibooks.org/wiki/Kimia%20organik%2FKeton%20dan%20aldehida>

87 Unit 12: Carboxylic acids

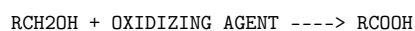
A carboxylic acid is characterized by the presence of the *carboxyl group* -COOH. The chemical reactivity of carboxylic acids is dominated by the very positive carbon, and the resonance stabilization that is possible should the group lose a proton. These two factors contribute both to acidity and to the group's dominant chemical reaction: nucleophilic substitution.

88 Preparation

1) from alkenes

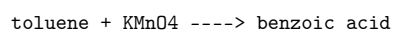


2) from ROH



Aliphatic carboxylic acids are formed from primary alcohols or aldehydes by reflux with potassium dichromate (VI) acidified with sulphuric acid.

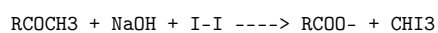
3) from toluene etc.



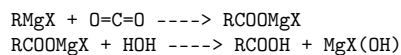
Alkyl benzenes (methyl benzene, ethyl benzene, etc) react with potassium manganate (VII) to form benzoic acid. All alkyl benzenes give the same product, because all but one alkyl carbon is lost.

No acidification is needed. The reaction is refluxed and generates KOH. The benzoic acid is worked up by adding a proton source (such as HCl).

4) from methyl ketones



5) from Grignard reagents



89 Properties

89.1 Nomenclature

The systematic IUPAC nomenclature for carboxylic acids requires the longest carbon chain of the molecule to be identified and the -e of alkane name to be replaced with -oic acid.

The traditional names of many carboxylic acids are still in common use.

Nomenclature of carboxylic acids

formula	IUPAC name	traditional name
HCOOH	methanoic acid	formic acid
CH ₃ -COOH	ethanoic acid	acetic acid
CH ₃ CH ₂ -COOH	propanoic acid	propionic acid
CH ₂ =CH-COOH	propenoic acid	acrylic acid
CF ₃ -COOH	trifluoroethanoic acid	

The systematic approach for naming dicarboxylic acids (alkanes with carboxylic acids on either end) is the same as for carboxylic acids, except that the suffix is -dioic acid. Common name Nomenclature of dicarboxylic acids is aided by the acronym OMSGAP (Om's Gap), where each letter stands for the first letter of the first seven names for each dicarboxylic acid, starting from the simplest.

Nomenclature of dicarboxylic acids

formula	IUPAC name	traditional name
HOOC-COOH	Ethanedioic acid	Oxalic acid
HOOC-CH ₂ -COOH	propanedioic acid	Malonic acid
HOOC-CH ₂ -CH ₂ -COOH	butanedioic acid	Succinic acid
HOOC-CH ₂ -CH ₂ -CH ₂ -COOH	pentanedioic acid	Glutaric acid
HOOC-CH ₂ -CH ₂ -CH ₂ -CH ₂ -COOH	hexanedioic acid	Adipic acid
HOOC-CH ₂ -CH ₂ -CH ₂ -CH ₂ -CH ₂ -COOH	heptanedioic acid	Pimelic acid

89.2 Acidity

Most carboxylic acids are weak acids. To quantify the acidities we need to know the pK_a values: The pH above which the acids start showing mostly acidic behaviour: Ethanoic acid: 4.8 Phenol: 10.0 Ethanol: 15.9 Water: 15.7

Acidity of carboxylic acids in water

acid	formula	pK _a
methanoic acid	H-COOH	3.75

Acidity of carboxylic acids in water

acid	formula	pK_a
ethanoic acid	CH ₃ -COOH	4.75
propanoic acid	CH ₃ CH ₂ -COOH	4.87
propenoic acid	4.25	
benzoic acid	C ₆ H ₅ -COOH	4.19
trifluoroethanoic acid	CF ₃ -COOH	0.3
phenol	C ₆ H ₅ -OH	10.0
ethanol	CH ₃ CH ₂ -OH	15.9
water	H ₂ O	15.7

Data from CRC Handbook of Chemistry & Physics, 64th edition, 1984 D-167-8 Except http://en.wikipedia.org/wiki/Trifluoroacetic_acid

Clearly, the carboxylic acids are remarkably acidic for organic molecules. Somehow, the release of the H⁺ ion is favoured by the structure. Two arguments: The O-H bond is polarised by the removal of electrons to the carbonyl oxygen. The ion is stabilised by resonance: the carbonyl oxygen can accept the charge from the other oxygen. The acid strength of carboxylic acid are strongly modulated by the moiety attached to the carboxyl. Electron-donor moiety decrease the acid strength, whereas strong electron-withdrawing groups increase it.

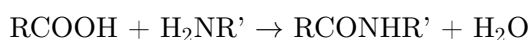
Alternatively, the reflux is done with aqueous alkali. The salt of the carboxylic acid is produced. This latter process is called 'saponification' because when fats are hydrolysed in this way, their salts are useful as soap.

90.3 Anhydrides

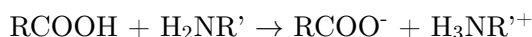
See acid anhydride¹.

90.4 Amides

Conceptually, an amide is formed by reacting an acid (an electrophile²) with an amine compound (a nucleophile³), releasing water.



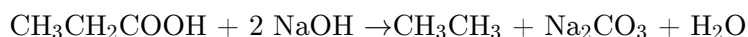
However, the acid-base reaction is much faster, which yields the non-electrophilic carboxylate and the non-nucleophilic ammonium, and no further reaction takes place.



To get around this, a variety of coupling reagents have been developed that first react with the acid or carboxylate to form an active acyl compound, which is basic enough to deprotonate an ammonium and electrophilic enough to react with the free base of the amine. A common coupling agent is dicyclohexylcarbodiimide⁴, or DCC, which is very toxic.

90.5 Acid Decarboxylation

On heating with sodalime (NaOH/CaO solid mix) carboxylic acids lose their -COOH group and produce a small alkane plus sodium carbonate:



Note how a carbon is lost from the main chain. The product of the reaction may be easier to identify than the original acid, helping us to find the structure.

90.6 Ethanoic anhydride

Industrially, ethanoic anhydride is used as a less costly and reactive alternative to ethanoyl chloride. It forms esters and can be hydrolysed in very similar ways, but yields a second ethanoic acid molecule, not HCl. The structure is formed from two ethanoic acid molecules...

1 <https://en.wikipedia.org/wiki/Acid%20anhydride>

2 <http://en.wikipedia.org/wiki/Electrophile>

3 <http://en.wikipedia.org/wiki/Nucleophile>

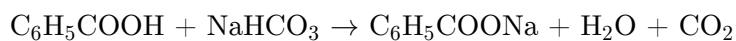
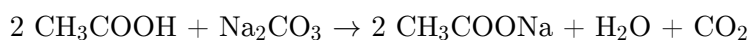
4 <http://en.wikipedia.org/wiki/Dicyclohexylcarbodiimide>

90.7 Polyester

Polyester can be made by reacting a diol (ethane-1,2-diol) with a dicarboxylic acid (benzene-1,4-dicarboxylic acid). $n \text{ HO-CH}_2\text{CH}_2\text{-OH} + n \text{ HOOC-C}_6\text{H}_4\text{-COOH} \rightarrow (-\text{O-CH}_2\text{CH}_2\text{-O-OC-C}_6\text{H}_4\text{-CO-})_n + n \text{ H}_2\text{O}$ Polyester makes reasonable fibres, it is quite inflexible so it does not crease easily; but for clothing it is usually combined with cotton for comfort. The plastic is not light-sensitive, so it is often used for net curtains. Film, bottles and other moulded products are made from polyester.

90.8 Distinguishing carboxylic acids from phenols

Although carboxylic acids are acidic, they can be distinguished from phenol because: Only carboxylic acids will react with carbonates and hydrogencarbonates to form CO_2



Some phenols react with FeCl_3 solution, giving a characteristic purple colour.

Note : Click on the following icon to go back to the contents page.



Figure 185

91 Unit 13: Carboxylic acid derivatives

The carboxyl group (abbreviated $-\text{CO}_2\text{H}$ or $-\text{COOH}$) is one of the most widely occurring functional groups in chemistry as well as biochemistry. The carboxyl group of a large family of related compounds called Acyl compounds or **Carboxylic Acid Derivatives** .

All the reactions and compounds covered in this section will yield Carboxylic Acids on hydrolysis, and thus are known as Carboxylic Acid Derivatives. Hydrolysis is one example of *Nucleophilic Acyl Substitution* , which is a very important two step mechanism that is common in all reactions that will be covered here.

91.1 Structure

This group of compounds also contains a carbonyl group, but now there is an electronegative atom (oxygen, nitrogen, or a halogen) attached to the carbonyl carbon. This difference in structure leads to a major change in reactivity.

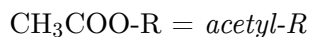
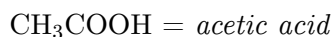
91.2 Nomenclature

The systematic IUPAC nomenclature for carboxylic acid derivatives is different for the various compounds which are in this vast category, but each is based upon the name of the carboxylic acid closest to the derivative in structure. Each type is discussed individually below.

91.2.1 Acyl Groups

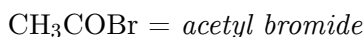
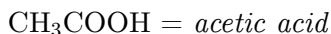
Acyl groups are named by stripping the *-ic acid* of the corresponding carboxylic acid and replacing it with *-yl* .

EXAMPLE:

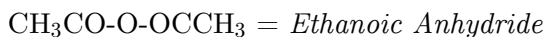
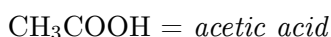


91.2.2 Acyl Halides

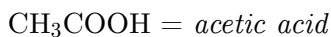
Simply add the name of the attached halide to the end of the acyl group.

EXAMPLE:**91.2.3 Carboxylic Acid Anhydrides**

A carboxylic acid anhydride ($[\text{RC}=\text{O}]\text{O}[\text{O}=\text{CR}]$) is a carboxylic acid (COOH) that has an acyl group ($\text{RC}=\text{O}$) attached to its oxygen instead of a hydrogen. If both acyl groups are the same, then it is simply the name of the carboxylic acid with the word *acid* replaced with *anhydride*. If the acyl groups are different, then they are named in alphabetical order in the same way, with *anhydride* replacing *acid*.

EXAMPLE:**91.2.4 Esters**

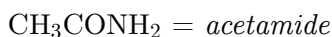
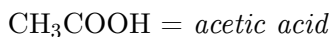
Esters are created when the hydrogen on a carboxylic acid is replaced by an alkyl group. Esters are known for their pleasant, fruity smell and taste, and they are often found in both natural and artificial flavors. Esters (RCOOR^1) are named as *alkyl alkanoates*. The alkyl group directly attached to the oxygen is named first, followed by the acyl group, with *-ate* replacing *-yl* of the acyl group.

EXAMPLE:

cooh 1 cooh 1 2-ethan oic acid <\blochquote>

91.2.5 Amides

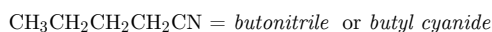
Amides which have an amino group ($-\text{NH}_2$) attached to a carbonyl group ($\text{RC}=\text{O}$) are named by replacing the *-oic acid* or *-ic acid* of the corresponding carboxylic acid with *-amide*.

EXAMPLE:

91.2.6 Nitriles

Nitriles (RCN) can be viewed a nitrogen analogue of a carbonyl and are known for their strong electron withdrawing nature and toxicity. Nitriles are named by adding the suffix *-nitrile* to the longest hydrocarbon chain (including the carbon of the cyano group). It can also be named by replacing the *-ic acid* or *-oic acid* of their corresponding carboxylic acids with *-onitrile*. Functional class IUPAC nomenclature may also be used in the form of *alkyl cyanides*.

EXAMPLE:

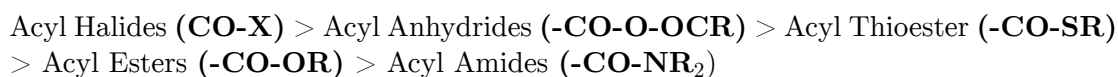


91.3 Structure and Reactivity

Stability and reactivity have an inverse relationship, which means that the more stable a compound, generally the less reactive - and vice versa. Since acyl halides are the least stable group listed above, it makes sense that they can be chemically changed to the other types. Since the amides are the most stable type listed above, it should logically follow that they cannot be easily changed into the other molecule types, and this is indeed the case.

The stability of any type of carboxylic acid derivative is generally determined by the ability of its functional group to donate electrons to the rest of the molecule. In essence, the *more electronegative* the atom or group attached to carbonyl group, the *less stable* the molecule. This readily explains the fact that the acyl halides are the most reactive, because halides are generally quite electronegative. It also explains why acid anhydrides are unstable; with two carbonyl groups so close together the oxygen in between them cannot stabilize both by resonance - it can't *loan* electrons to both carbonyls.

The following derivative types are ordered in decreasing reactivity (the first is the most reactive):

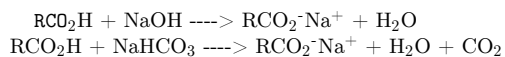


As mentioned before, any substance in the preceding list can be readily transformed into a substance to its right; that is, the more reactive derivative types (acyl halides) can be directly transformed into less reactive derivative types (esters and amides). Every type can be made directly from carboxylic acid (hence the name of this subsection) but carboxylic acid can also be made from any of these types.

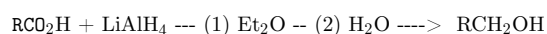
91.4 Reactions of Carboxylic Acids and Their Derivatives

91.4.1 Carboxylic Acids

1) As acids:

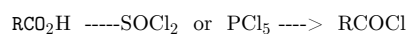


2) Reduction:

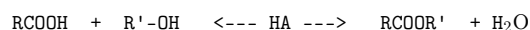


2a) Fukuyama reduction: Pd and Et₃SiH COOH->CHO

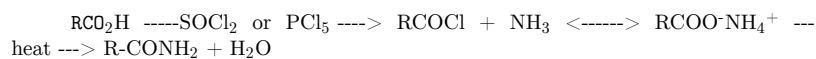
3) Conversion to acyl chlorides:



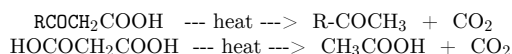
4) Conversion to esters (Fischer esterification):



5) Conversion to amides:

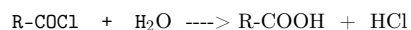


6) Decarboxylation: (Note: you need a doubly-bonded oxygen (carbonyl) two carbons away for this reaction to work)

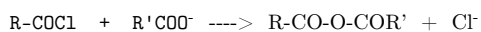


91.4.2 Acyl Chlorides

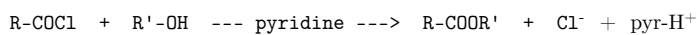
1) Conversion to acids:




2) Conversion to anhydrides:



3) Conversion to esters:



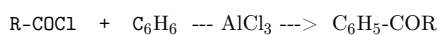
4) Conversion to amides:



R' and/or R'' may be H

5) Conversion to ketones:

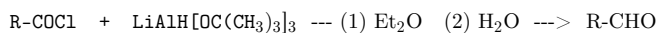
Friedel-Crafts acylation



Reaction of Dialkylcuprates (also known as a Gilman reagent)




6) Conversion to aldehydes:

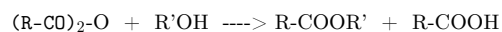


91.4.3 Acid Anhydrides

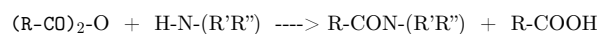
1) Conversion to acids:



2) Conversion to esters:



3) Conversion to amides:



R' and/or R'' may be H.

4) Conversion to aryl ketones (Friedel-Crafts acylation):



91.4.4 Esters

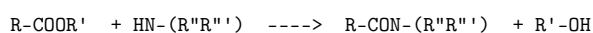
1) Hydrolysis:



2) Transesterification (conversion to other esters):

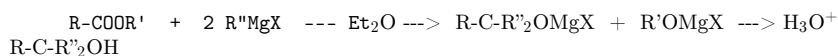


3) Conversion to amides:



R'' and/or R''' may be H

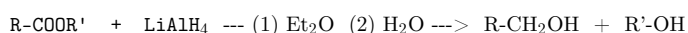
4) Reaction with Grignard reagents:



The intermediate and final product is a tetrahedral carbon with two R'' attached directly to the carbon along with R and OH/OMgX

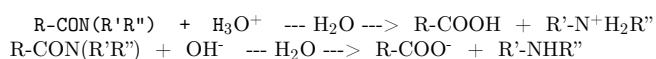
X = halogen.

5) Reduction:



91.4.5 Amides

1) Hydrolysis:



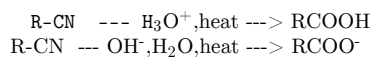
R, R' and/or R'' may be H.

2) Dehydration (conversion to nitriles):



91.4.6 Nitriles

1) Hydrolysis:

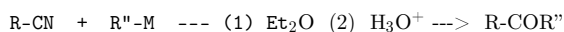


2) Reduction to aldehyde:



$(i\text{-Bu})_2\text{AlH} = \text{DIBAL-H}$

3) Conversion to ketone (by Grignard or organolithium reagents):



M = MgBr (Grignard reagent) or Li (organolithium reagent)

91.4.7 Mechanisms

A common motif in reactions dealing with carboxylic acid derivatives is the tetrahedral intermediate. The carbonyl group is highly polar, with the carbon having a low electron density, and the oxygen having a high electron density. With an acid catalyst, a H^+ is added to the oxygen of the carbonyl group, increasing the positive charge at the carbon atom. A nucleophile can then attack the carbonyl, creating a tetrahedral intermediate.

For example, in Fischer esterification, the mechanism can be outlined thus: 1) H^+ is added to carbonyl oxygen 2) Oxygen atom of the alcohol adds to the carbonyl carbon 3) Proton transfer from alcohol oxygen to carboxyl oxygen 4) Water molecule ejected from tetrahedral intermediate, double bond forms, recreating the carbonyl 5) H^+ is removed from carbonyl oxygen

92 Unit 14: Analytical techniques

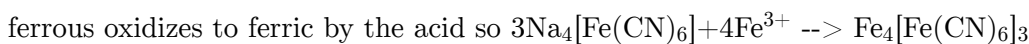
93 Elemental analysis

Elemental analysis is the process for determining the partial or complete chemical formula for a substance. Most commonly, it involves the complete combustion in air or oxygen of the substance and then quantifying the amount of elemental oxides produced. In the case of organic compounds, the carbon is converted to carbon dioxide and the hydrogen to water. From these, the percent carbon and percent hydrogen in the substance can be found and compared with a proposed chemical formula for the substance at hand.

Element test: Put a small amount of the solid into a small piece of Na metal then roll it around the solid, followed by introduction into a fusion tube. The tube is heated with a gentle flame at a slow rate (in order not to evaporate N_2 present in solid) then strong heating till the bottom of the tube become red hot. The tube is then put in a beaker containing a minimal amount of water then heated, cooled, filtered and the filtrate divided into three parts.

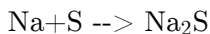
1. Test for nitrogen: The filtrate and ferrous sulphate are boiled and cooled and dilute sulphuric acid is added. If green or blue color occurs the solid contain nitrogen.

The chemistry behind what happened :



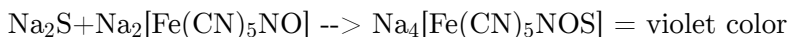
2. Test for sulphur: The filtrate is exposed to dilute acetic acid and lead acetate, yielding a brown or black precipitate.

The chemistry behind what happened :



$Na_2S + Pb(CH_3CO_2H)_2$ yields lead sulphide, a black precipitate.

or: The filtrate and sodium nitro prusside yield a violet color



3. Test for chlorine:

a) In the absence of N or S: The filtrate is exposed to dilute nitric acid and silver nitrate. Formation of a white precipitate suggests the presence of chlorine.

b) In the presence of N and/or S :

The filtrate is exposed to dilute sulphuric acid then boiled to 1/3 initial volume and cooled. Formation of a white precipitate after the addition of dilute nitric acid and silver nitrate suggests the presence of chlorine.

Equations :

$\text{NaCN} + \text{AgNO}_3 \rightarrow \text{AgCN}$ white ppt

$\text{Na}_2\text{S} + \text{AgNO}_3$ gives Ag_2S black ppt

In the presence of N or S these two precipitates may interfere with the white colour of the result of the chlorine test. Therefore dilute sulphuric acid is added because in the presence of N or S : $\text{Na}_2\text{S} + \text{dilute H}_2\text{SO}_4$ gives H_2S gas $\text{NaCN} + \text{dilute H}_2\text{SO}_4$ gives HCN gas

There is no interference with the white colour expected from the chlorine test in solid.

94 Chromatography

Chromatography involves the physical separation of a mixture of compounds. Chromatography can be used as a purification method but also sees wide use for the identification of compounds based on their chromatographic behavior.

95 Theory

There are many variations of chromatography, but all involve the dissolution of an analyte into a fluid known as the **mobile phase** and the passage of this fluid solution across a **stationary phase**, often a solid or liquid-coated solid.

As the mobile phase comes into contact with the stationary phase, some of the analyte molecules dissolve or adsorb onto the stationary phase. The more the molecules of that substance are retained, the slower their progress through the chromatographic apparatus. Different substances will then move through at different rates, ideally resulting in distinctly identifiable **retention times** for each substance.

Commonly used chromatographic techniques are identified through the nature of the stationary and mobile phases used, the method for passing the mobile phase through the apparatus, and how separated components are identified.

96 Paper chromatography

In **paper chromatography** the stationary phase is a specialized paper made to absorb water to a high level. The mobile phase is usually water or a concentrated salt solution. Paper chromatography has many uses in forensic chemistry due to its simplicity and availability. However, paper chromatography is limited by the characteristics that only water soluble components can be separated and inaccuracy in RF values. This makes paper chromatography mostly useful to distinguish the differences between two residues rather than their similarities.




Figure 186 Paper chromatography separation in the visible spectrum.

97 Thin layer chromatography

In **thin layer chromatography** (TLC) a plastic or glass plate is coated with the stationary phase, often alumina, silica, or alkylated silica. The analyte is dissolved in a quick-drying solvent and spotted near the bottom of the plate. The edge of the plate beneath the spot or spots is then dipped and left in a solution of the mobile phase, either an organic solvent or aqueous solution (depending on the nature of the analyte and stationary phase). Capillary action is then allowed to draw the **solvent front** through the spotted analyte, carrying with it and in the process separating out the analyte's components.

98 Gas chromatography

In **gas chromatography** (GC) the analyte and mobile phase must both be gases or be readily introduced into the gas phase by heating. The mobile phase gas must be inert and not reacting with the sample to be analysed. Examples of inert gases are helium and nitrogen gas.

The gases are passed through a long, narrow (and most often, coiled) tube either packed with a porous stationary phase or whose inner walls are coated with a stationary phase, and the analyte components are detected as they emerge from the far end of the tube. The tube is commonly known as GC column.

Often a time-varying temperature gradient, from lower temperature to higher temperature, is applied to the tube. This first allows the analyte components to partition into the stationary phase and then, as the temperature rises, to differentially force them back into the mobile phase.

Common detectors for gas chromatography are flame ionization detector (FID), electron capture detector (ECD) and mass spectrometry (MS). Different types of sample analysis would require the use of a different type of detectors.

99 Column chromatography

Column chromatography , like gas chromatography, uses a tube packed with a stationary phase, but the mobile phase is a liquid instead of a gas (It is sometimes known as **liquid chromatography** or LC). Instead of temperature gradients, a gradient in the composition of the liquid phase can be used to separate components.

Column chromatography can be performed on larger molecules which may not be readily introduced into the gas phase. On the other hand, because of the increased viscosity of liquids compared with gases, liquid chromatography can be a more ponderous process. **HPLC** (variously *high-pressure liquid chromatography* or *high-performance liquid chromatography*) speeds the process and improves its selectivity and sensitivity to a significant degree by forcing the mobile phase through the chromatographic column with high-pressure pumps.

100 Detection methods

The root of the word **chromatography**, *chroma* (Greek *chrōma*, *color*) and *grafein* is "to write", indicates that the separated components in some forms of the technique can be identified by their color alone. But chromatography has now long been performed on colorless compounds that can be identified in other ways.

Analyte components on thin-layer chromatography plates are often identified under ultraviolet light, or by chemical staining in, for example, an iodine chamber or potassium permanganate. Gas chromatographic analytes are detected by changes in the ionization levels of a flame at the output end of the column or by changes in the electrical conductivity of the gas mixture at the end of the column. Liquid chromatography fractions are often analyzed through spectrophotometric techniques, notably UV-visible spectroscopy. When separation with GC or LC is performed in tandem with mass spectrometry (the "hyphenated" techniques of GC-MS and LC-MS), masses of individual fractions are rapidly determined. These methods are frequently employed in analytical and forensic science.

101 Spectroscopy

There are several spectroscopic techniques which can be used to identify organic molecules: infrared (IR), mass spectroscopy (MS) UV/visible spectroscopy (UV/Vis) and nuclear magnetic resonance (NMR).

IR, NMR and UV/vis spectroscopy are based on observing the frequencies of electromagnetic radiation absorbed and emitted by molecules. MS is based on measuring the mass of the molecule and any fragments of the molecule which may be produced in the MS instrument.

101.1 UV/Visible Spectroscopy

UV/Vis Spectroscopy uses ultraviolet and/or visible light to examine the electronic properties of molecules. Irradiating a molecule with UV or Visible light of a specific wavelength can cause the electrons in a molecule to transition to an excited state. This technique is most useful for analyzing molecules with conjugated systems or carbonyl bonds.

101.2 NMR Spectroscopy

Nuclear Magnetic Resonance (NMR) Spectroscopy is one of the most useful analytical techniques for determining the structure of an organic compound. There are two main types of NMR, ^1H -NMR (Proton NMR) and ^{13}C -NMR (Carbon NMR). NMR is based on the fact that the nuclei of atoms have a quantized property called spin. When a magnetic field is applied to a ^1H or ^{13}C nucleus, the nucleus can align either with (spin $+1/2$) or against (spin $-1/2$) the applied magnetic field.

These two states have different potential energies and the energy difference depends on the strength of the magnetic field. The strength of the magnetic field about a nucleus, however, depends on the chemical environment around the nucleus. For example, the negatively charged electrons around and near the nucleus can shield the nucleus from the magnetic field, lowering the strength of the effective magnetic field felt by the nucleus. This, in turn, will lower the energy needed to transition between the $+1/2$ and $-1/2$ states. Therefore, the transition energy will be lower for nuclei attached to electron donating groups (such as alkyl groups) and higher for nuclei attached to electron withdrawing groups (such as a hydroxyl group).

In an NMR machine, the compound being analyzed is placed in a strong magnetic field and irradiated with radio waves to cause all the ^1H and ^{13}C nuclei to occupy the higher energy $-1/2$ state. As the nuclei relax back to the $+1/2$ state, they release radio waves corresponding to the energy of the difference between the two spin states. The radio waves

are recorded and analyzed by computer to give an intensity versus frequency plot of the sample. This information can then be used to determine the structure of the compound.

Aromatics in H-NMR Electron Donating Groups vs. Electron Withdrawing Groups

On monosubstituted rings, electron donating groups resonate at high chemical shifts. Electron donating groups increase the electron density by releasing electrons into a reaction center, thus stabilizing the carbocation. An example of an electron donating group is methyl (-CH₃).

Accordingly, electron withdrawing groups are represented at low chemical shifts. Electron withdrawing groups pull electrons away from a reacting center. This can stabilize an electron rich carbanion. Some examples of electron withdrawing groups are halogens (-Cl, -F) and carboxylic acid (-COOH).

Looking at the H NMR spectrum of ethyl benzene, we see that the methyl group is the most electron withdrawing, so it appears at the lowest chemical shift. The aromatic phenyl group is the most electron donating, so it has the highest chemical shift.

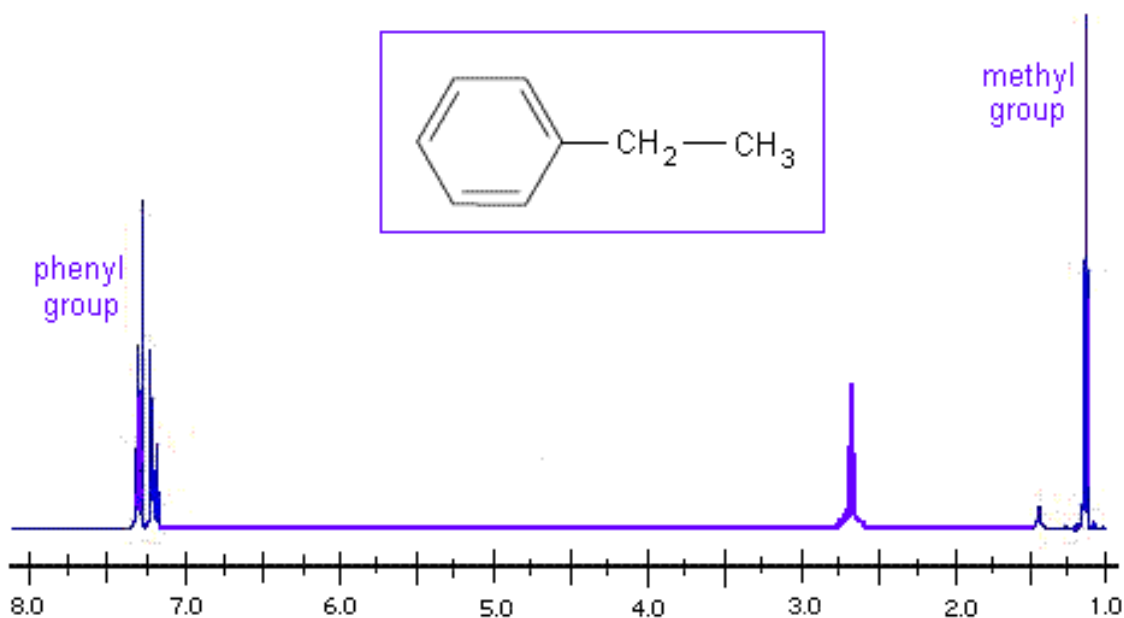


Figure 187

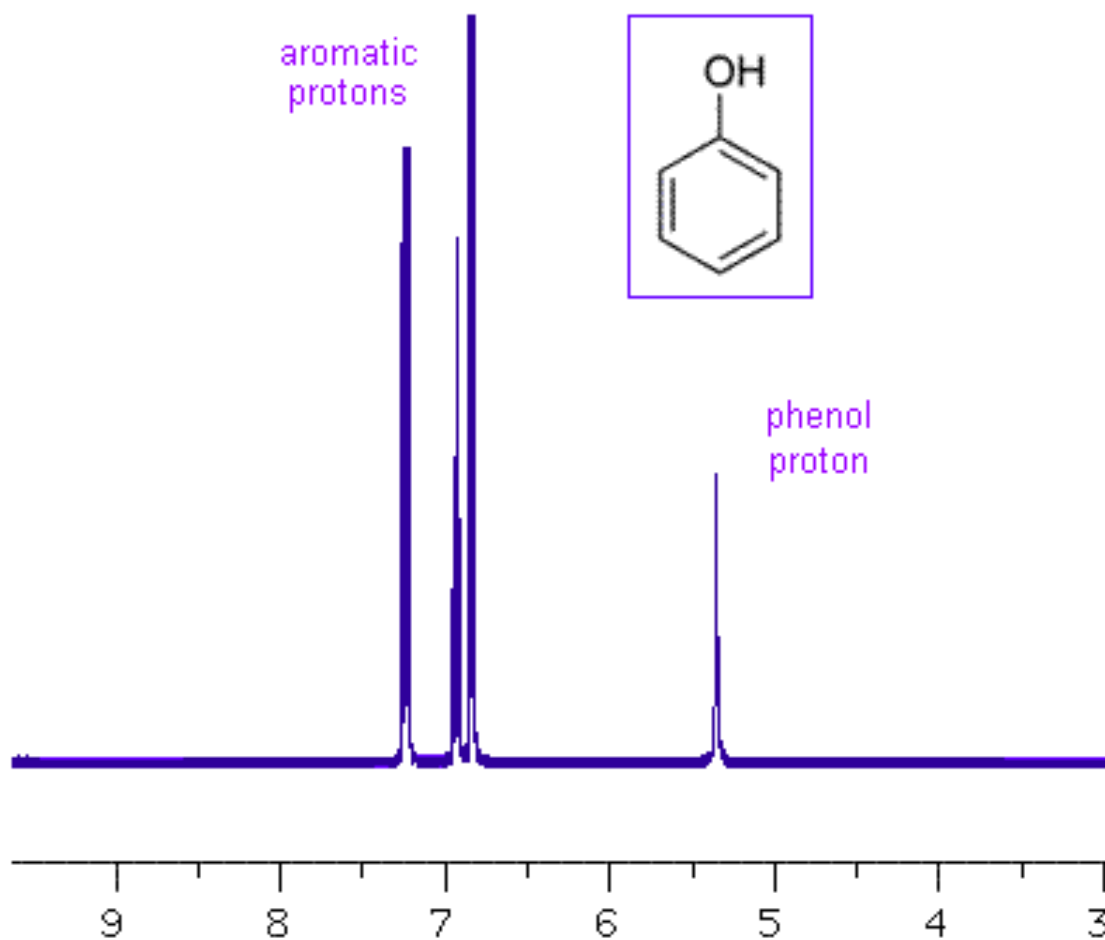


Figure 188

Disubstituted Rings

The sum of integrated intensity values for the entire aromatic region shows how many substituents are attached to the ring, so a total value of 4 indicates that the ring has 2 substituents. When a benzene ring has two substituent groups, each exerts an influence on following substitution reactions. The site at which a new substituent is introduced depends on the orientation of the existing groups and their individual directing effects. For a disubstituted benzene ring, there are three possible NMR patterns.

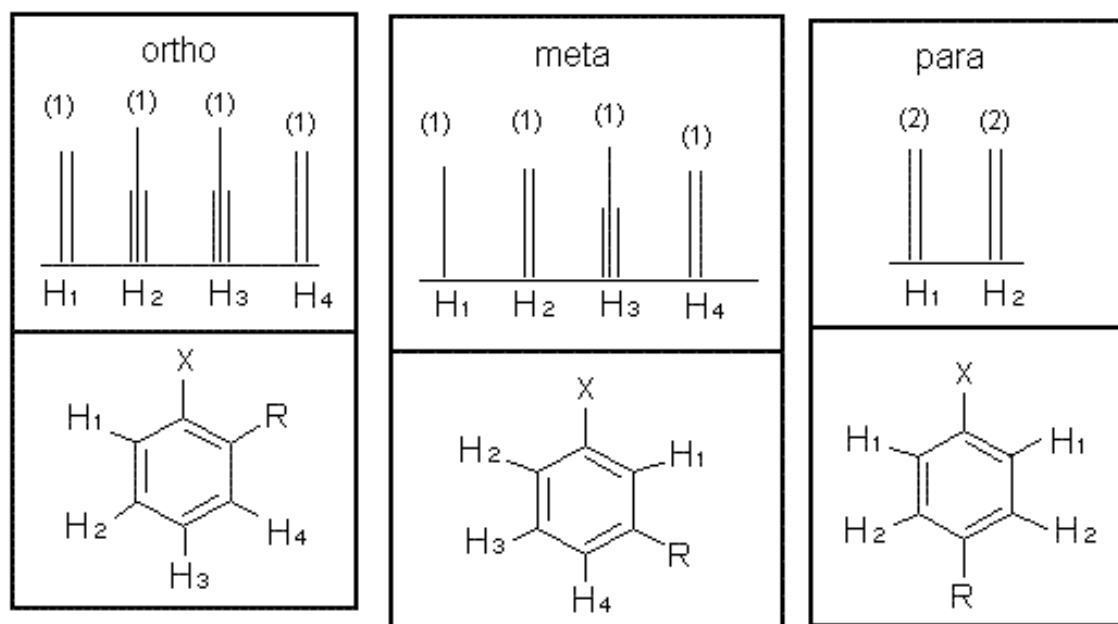


Figure 189

Note that para-substituted rings usually show two symmetric sets of peaks that look like doublets.

The order of these peaks is dependent on the nature of the two substituents. For example, the three NMR spectra of chloronitrobenzene isomers are below:

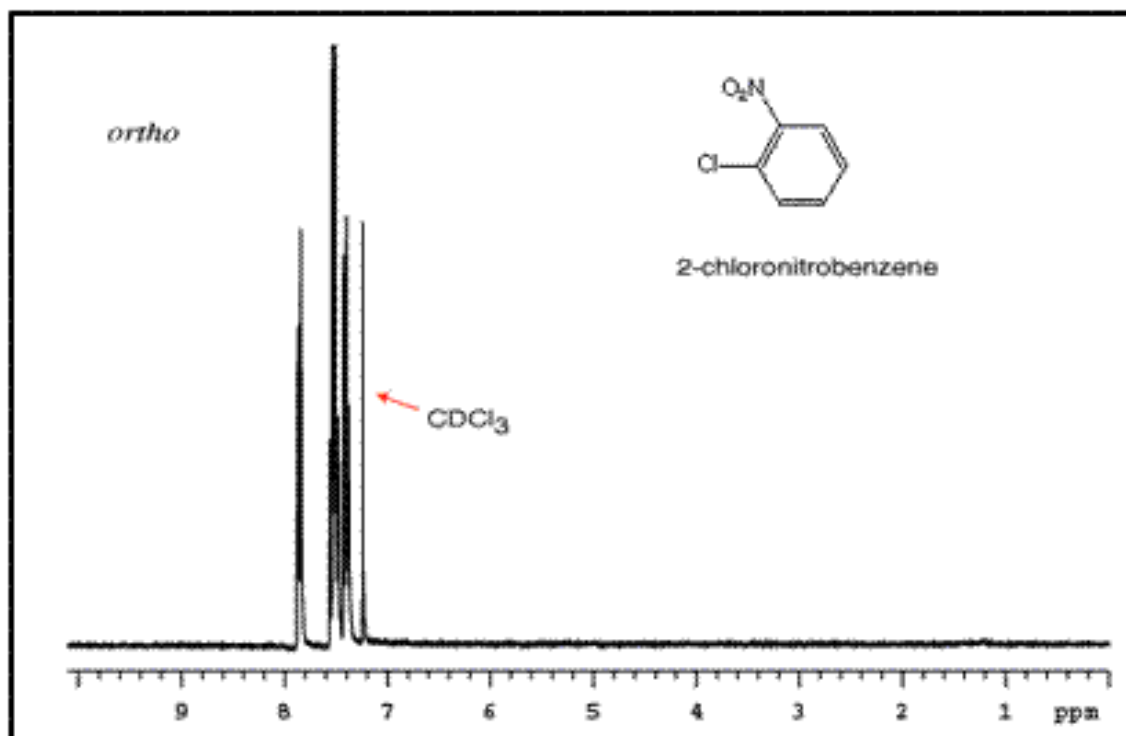


Figure 190

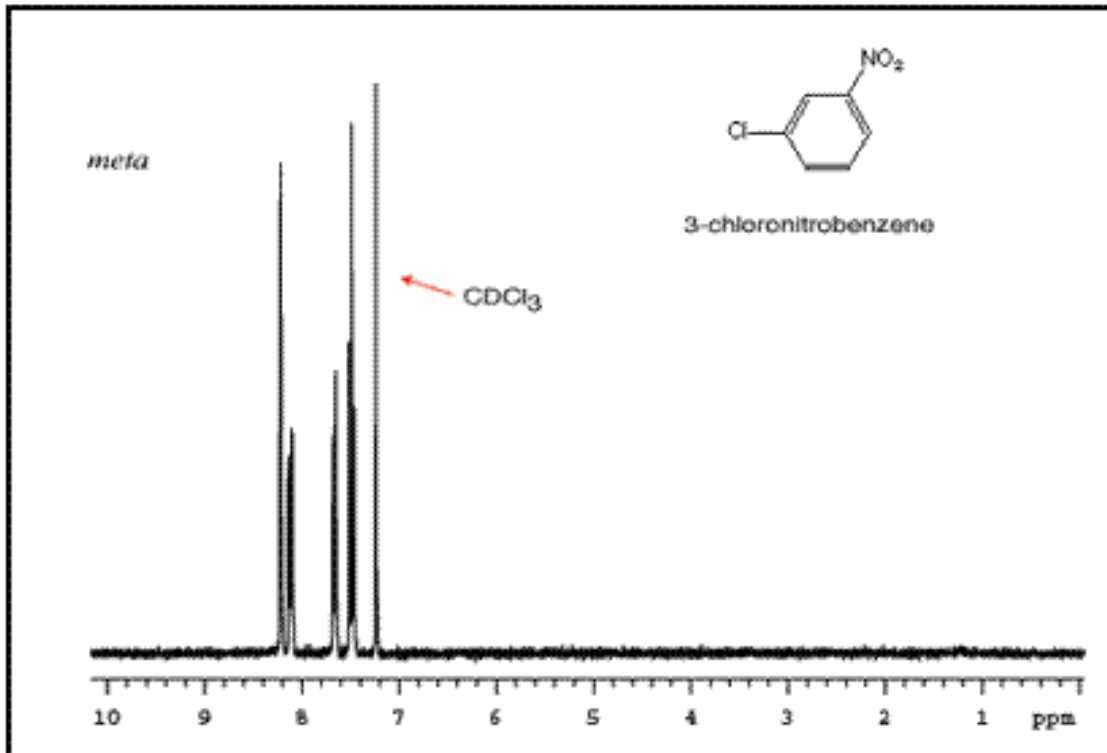


Figure 191

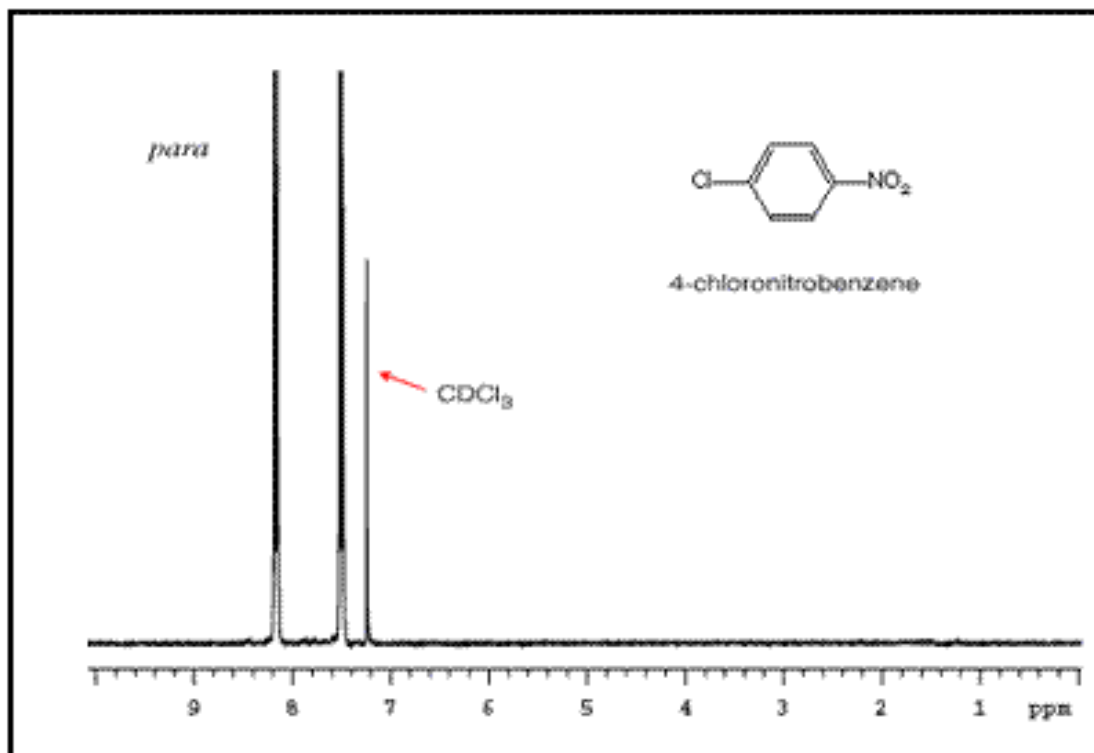


Figure 192

102 Mass Spectroscopy

A mass spectroscope measures the exact mass of ions, relative to the charge. Many times, some form of separation is done beforehand, enabling a spectrum to be collected on a relatively pure sample. An organic sample can be introduced into a mass spectroscope and ionised. This also breaks some molecules into smaller fragments.

The resulting mass spectrum shows:

- 1) The heaviest ion is simply the ionised molecule itself. We can simply record its mass.
- 2) Other ions are fragments of the molecule and give information about its structure. Common fragments are:

species	formula	mass
methyl	CH_3^+	15
ethyl	C_2H_5^+	29
phenyl	C_6H_5^+	77

103 Infrared spectroscopy.

Absorbing infrared radiation makes covalent bonds vibrate. Different types of bond absorb different wavelengths of infrared:

Instead of wavelength, infrared spectroscopists record the wavenumber; the number of waves that fit into 1 cm. (This is easily converted to the energy of the wave.)

For some reason the spectra are recorded backwards (from 4000 to 500 cm^{-1} is typical), often with a different scale below 1000 cm^{-1} (to see the fingerprint region more clearly) and upside-down (% radiation transmitted is recorded instead of the absorbance of radiation).

The wavenumbers of the absorbed IR radiation are characteristic of many bonds, so IR spectroscopy can determine which functional groups are contained in the sample. For example, the carbonyl (C=O) bond will absorb at 1650-1760 cm^{-1} .

103.1 Summary of absorptions of bonds in organic molecules

w:Infrared Spectroscopy Correlation Table¹

Bond	Minimum wavenumber (cm^{-1})	Maximum wavenumber (cm^{-1})	Functional group (and other notes)
C-O	1000	1300	Alcohols and esters
N-H	1580	1650	Amine or amide
1610	1680	Alkenes	
1650	1760	Aldehydes, ketones, acids, esters, amides	
O-H	2500	3300	Carboxylic acids (very broad band)
C-H	2850	3000	Alkane
C-H	3050	3150	Alkene (Compare intensity to alkane for rough idea of relative number of H atoms involved.)
O-H	3230	3550	H-bonded in alcohols
N-H	3300	3500	Amine or amide

¹ <https://en.wikipedia.org/wiki/Infrared%20Spectroscopy%20Correlation%20Table>

O-H	3580	3670	Free -OH in alcohols (only in samples diluted with non-polar solvent)
-----	------	------	--

Absorptions listed in cm^{-1} .

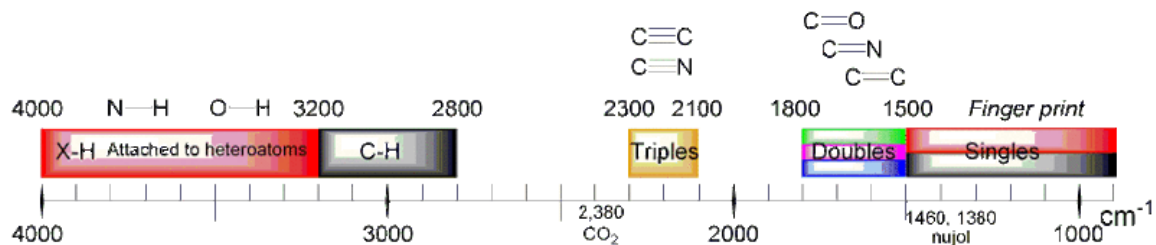


Figure 193 frame

103.2 Typical method

2

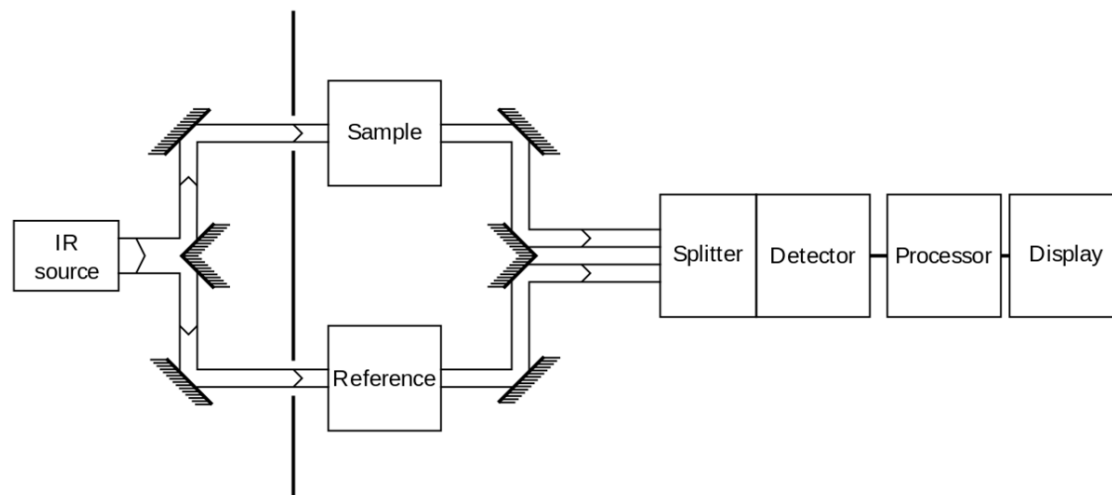


Figure 194 Typical apparatus

A beam of infra-red light is produced and split into two separate beams. One is passed through the sample, the other passed through a reference which is often the substance the sample is dissolved in. The beams are both reflected back towards a detector, however first they pass through a splitter which quickly alternates which of the two beams enters the detector. The two signals are then compared and a printout is obtained.

2 Wikipedia article. [^]{https://en.wikipedia.org/wiki/Infrared_spectroscopy}

A reference is used for two reasons:

- This prevents fluctuations in the output of the source affecting the data
- This allows the effects of the solvent to be cancelled out (the reference is usually a pure form of the solvent the sample is in).

104 References & notes

<References/>

SDBS¹ is a free online database of Spectral analysis including many IR, NMR and MS graphs.

1 http://www.aist.go.jp/RIODB/SDBS/cgi-bin/cre_index.cgi

105 Unit 15: Organometallics

Organometallics is the branch of chemical science studying the chemistry of molecules that have direct carbon-metal bonds.

UNKNOWN TEMPLATE stage

25%Dec 30, 2005

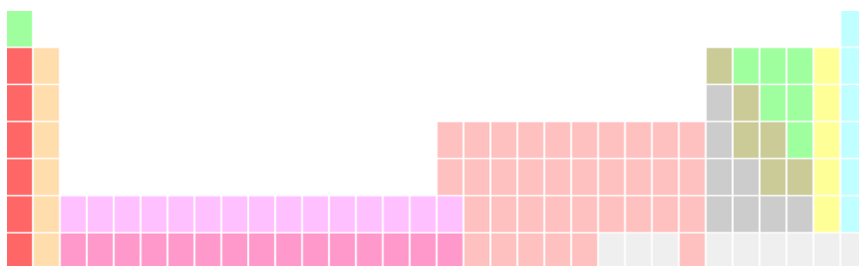


Figure 195 s, d, p blocks

105.1 Main group organometallic chemistry

105.1.1 Alkali and alkaline earths organometallic

- Li, Na, K organyls
- Be organyls
- Mg organyls

105.1.2 Aluminium group

105.1.3 Silicon group

- Si organyls
- Ga organyls

105.1.4 Pb, Sb, Sn, Hg

105.2 Transition-metal organometallic chemistry

The organometallic chemistry of the transition elements is quite different from the main-group ones due to the availability for bonding of the $n d$ orbitals with consequent ability for the central atom to change geometry and expand the octet.

Crystal field theory¹

105.2.1 Single σ -bonding

1. M-alkyl

β -elimination

105.2.2 π -acceptor bonding

alkene complexes

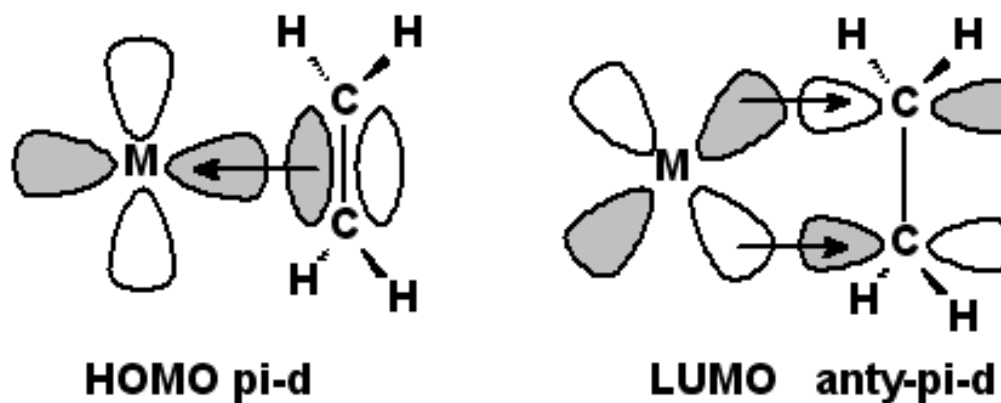


Figure 196

¹ <https://en.wikipedia.org/wiki/Crystal%20field%20theory>

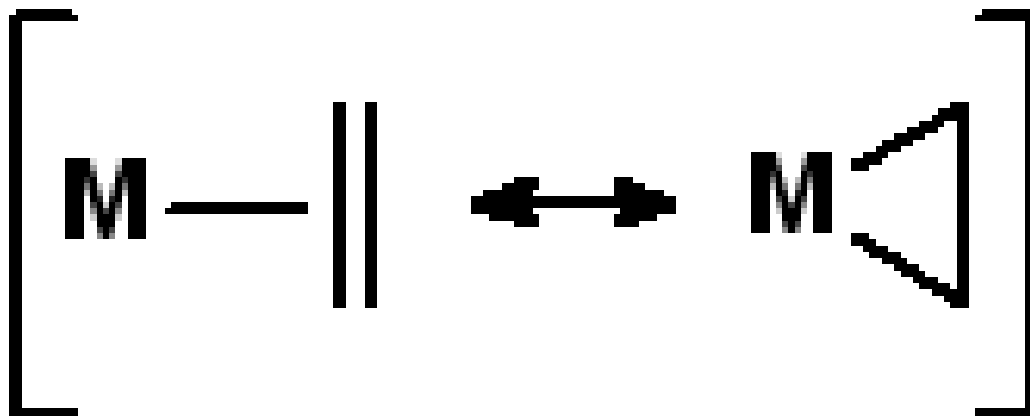


Figure 197

CO complexes

1. $\sigma^* \rightarrow d_\sigma$
2. $d_\pi \rightarrow \pi^*$

These interactions are synergistic in increasing the M-CO bond strength. In fact, the second interaction, as known as *pi backbonding* increases the available electron density on the CO.

The partial filling of the π^* orbital leads to a weakened C-O triple bond, as shown from the stretching frequencies (in cm^{-1}) of CO free and in M/CO complexes.

free CO	2143
V(CO) ₆	1976
Ni(CO) ₄	2057
Cr(CO) ₆	2000

Arene complexes

Carbenes and carbynes compounds

Fischer carbenes

By treatment of a CO complex with a strong *nucleophile*

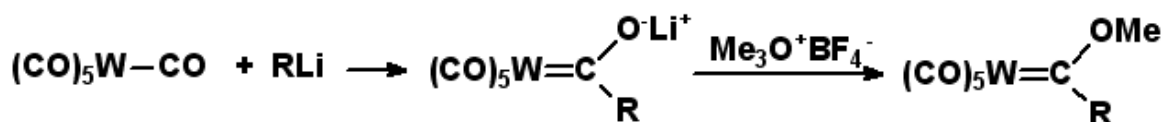


Figure 198

Schrock carbenes

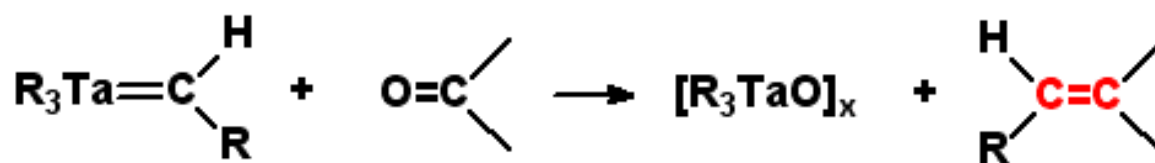


Figure 199

105.3 Catalysis by organometallic compounds

105.3.1 Metathesis

Richard Schrock²(MIT, USA) and Robert Grubbs³ (CalTech, USA) received 2005 Nobel prize for their work on the subject. Metathesis is the *exchange of the termination* between two alkenes [Grubbs05]

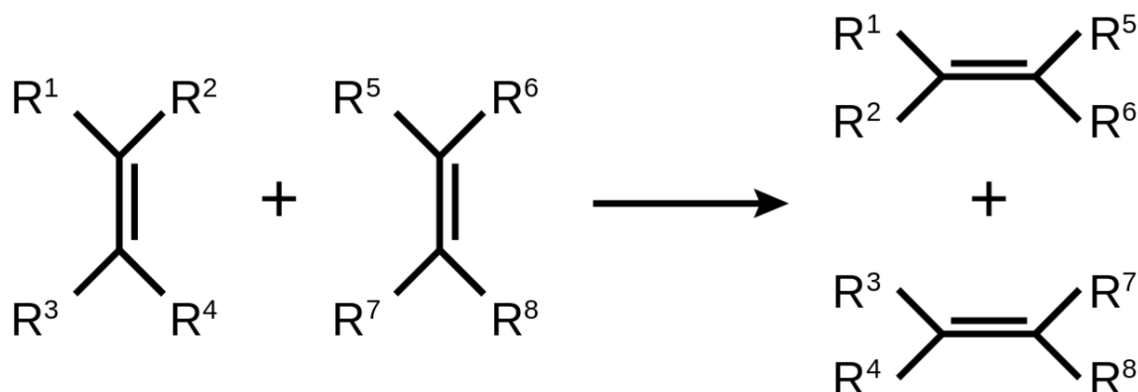


Figure 200

It occurs via the carbene species nowadays known as *Schrock's carbenes*

Figure 201

- [Grubbs05] Grubbs, Olefin metathesis, *Tetrahedron*

² https://en.wikipedia.org/wiki/Richard_Schrock

³ https://en.wikipedia.org/wiki/Robert_H._Grubbs

105.3.2 Ziegler-Natta polymerisation

Ziegler-Natta catalyst⁴ Ziegler in the 40's worked on the oligomerisation of ethylene by aluminium alkyls via the reaction $\text{HAl-R} + \text{CH}_2=\text{CH}_2 \rightarrow \text{HAl-CH}_2\text{CH}_2\text{-R}$

Figure 202

105.3.3 Enantioselective hydrogenation

Wilkinson's

Figure 203

105.3.4 Hydroformylation

Hydroformylation⁵ Hydroformylation is the process that transforms an alkene into an aldehyde by reaction with CO.

The catalyst is a hydridocarbonyl complex, $\text{HCO}(\text{CO})_5$

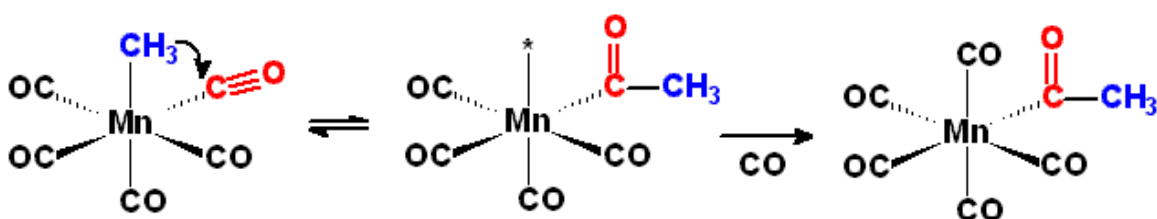


Figure 204

105.3.5 Fischer-Tropsch synthesis

Fischer-Tropsch synthesis is the heterogeneously-catalysed formation of hydrocarbons (alkanes and alkenes) from CO and hydrogen (synthesis gas). It can be seen as the inverse of synthesis gas⁶ preparation (although this is usually from methane and lighter hydrocarbons). It is the heart of the gas-to-liquids processes developed commercially by big petrochemical firms in the 90's.

4 https://en.wikipedia.org/wiki/Ziegler-Natta_catalyst

5 <https://en.wikipedia.org/wiki/Hydroformylation>

6 <https://en.wikipedia.org/wiki/Synthesis%20gas>

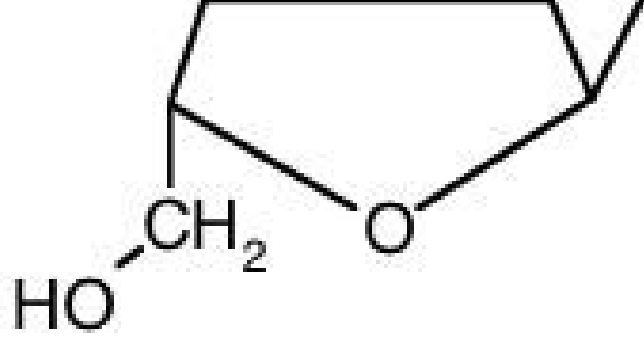


Figure 205 Vitamin B12

106 Appendix A: Introduction to reactions

107 How to write organic reactions

107.0.1 Writing General Chemistry Reactions

In organic chemistry, a reaction may be written precisely as it is for general chemistry if only a basic amount of information is needed. For example, when a haloalkane is turned into an alkene, the reaction may be written:



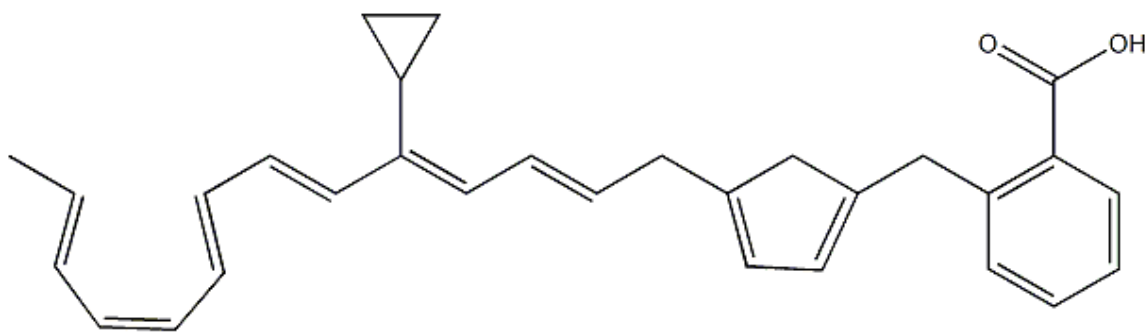
Unfortunately, this method of notation does not tell anyone very much about the reaction, and it takes expertise to know exactly what is going on. A new student to organic chemistry probably would not notice that the product molecule contains one site of unsaturation due to a double bond between carbon atoms number one and number two. Because it is so general, this notation is good for general chemistry, but organic chemistry requires more precision.

For most students, common practices in writing organic reactions will be different than used in general chemistry.

107.0.2 Differences in Organic Chemistry Notation

Organic chemistry reactions are often **not** written as **balanced** equations. This is because many organic chemists - who are just as lazy as anyone else - tend to be more interested in the *organic product* of a reaction than in anything else going on in the reaction. Side products are often ignored, and just as often catalysts and solution notation may be highly abbreviated or left out altogether. As you gain familiarity with organic chemistry you will come to understand just what may be abbreviated or left out, but in the beginning this can be a source of frustration.

Another difference is that modified Lewis drawings of molecules are often used instead of molecular formulas. This makes sense due to the fact that organic molecules are often rather large in size and complicated in structure, so that they can be more easily understood in the form of a drawing as opposed to a word-formula. A two-dimensional drawing reveals some of the three-dimensional shape of the molecule, but when necessary even three-dimensional drawings are used to depict reactants and products.



2-((4-((2*E*,4*E*,6*E*,8*E*,10*Z*,12*E*)-5-cyclopropyltetradeca-2,4,6,8,10,12-hexaenyl)cyclopenta-1,3-dienyl)methyl)benzoic acid

Figure 206 This image depicts the complicated interconnectivity and structure of an imaginary organic molecule

Working with the above drawing of a molecule may be difficult, but it is still far easier than using its name, or attempting to guess at the structure and functionality of a molecule using just its chemical formula of $C_{29}H_{31}COOH$.

107.0.3 Examples of Organic Chemistry Notation

Typically organic chemistry molecules are drawn as modified Lewis structures. If you remember, a Lewis structure uses lines to connect chemical symbols together, illustrating a covalent bond, and also uses dots to represent non-bond electrons. This is shown in the diagram below of carbon dioxide. The drawing illustrates the four electrons of carbon participating in two double bonds with two oxygen atoms, and also the non-bonding electron pairs for each atom of oxygen.

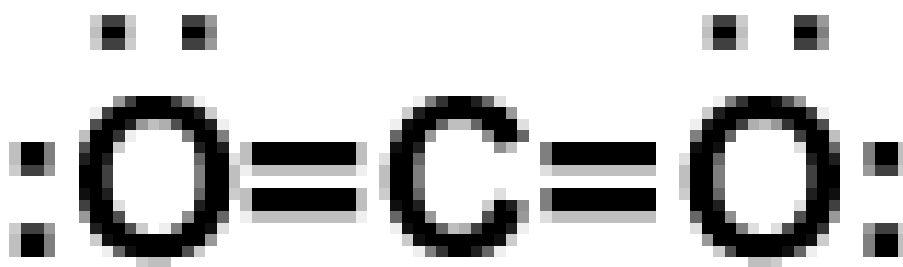


Figure 207 Lewis Diagram of Carbon Dioxide, Illustrating Double Bonds and Free Electrons

In organic chemistry, there are a **lot** of carbons in every molecule, generally, so organic chemists by convention do not draw every single carbon in every molecule. The same is true of hydrogens attached to the carbons; it is twice the annoyance to draw thirty hydrogens in a fatty acid than it is to draw the fifteen carbons. Therefore, in organic chemistry, carbon atoms are assumed to be wherever a line or line segment begins or ends. Furthermore, enough hydrogen atoms are assumed to be attached to any carbon not marked with a + or - sign (indicating an ionic charge) to bring that carbon's total number of bonds to four. At first this notation may be confusing, but the shorthand method rapidly proves its worth.

Figure 208 Some common organic chemistry compounds and reagents, and their drawings

108 Overview of addition, elimination, substitution and rearrangement reactions

The real heart of organic chemistry is the reactions. Everything that you study is geared to prepare you for organic syntheses and other chemical transformations performed in the lab. This chapter gives you the basic tools to begin looking at these reactions.

108.1 Some basic reaction types

One way to organize organic reactions places them into a few basic categories:

- addition reactions
- elimination reactions
- substitution reactions
- rearrangement reactions

Other categories include:

- Oxidations
- Reductions
- Alkylations

Sometimes one reaction can fall into more than one category. These classifications are just a tool and are not rigid.

108.2 Addition reaction

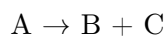
Something is added to something else to produce a third thing.



Note: the letters A, B and C here represent any atomic, ionic or molecular species which can undergo this type of reaction.

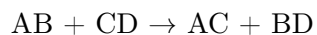
108.3 Elimination reaction

Something comes off of a molecule, resulting in two products.



108.4 Substitution reactions

This involves the exchange of one group for another.

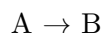


Common reaction types include

- radical reactions and
- nucleophilic substitutions
 - S_N1, Unimolecular nucleophilic substitution
 - S_N2, Bimolecular nucleophilic substitution

108.5 Rearrangement reactions

A molecule shifts or otherwise rearranges to form a different molecule.



This typically happens when one molecule changes into an isomer of itself.

109 Polar and radical reactions

109.0.1 Homolytic vs heterolytic cleavage

Two bonded atoms can come apart from each other in one of two ways. Either

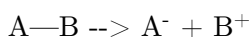
1. each atom gets away with half of the shared electrons, or
2. one of the atoms leaves with more of the shared electrons than the other.

In **homolytic cleavage**, each atom leaves with one-half of the shared electrons (one electron for a single bond, or two for double bonds).



A^{\bullet} and B^{\bullet} represent uncharged radicals. The "•" represents an unbonded, unpaired valence electron.

In **heterolytic cleavage**, one atom leaves with all of the previously shared electrons and the other atom gets none of them.



same indicates that each atom leaves with the same number of electrons from the bond. *different*, refers to the fact that the atoms each end up with a different number of electrons.

109.1 Polar reactions

Polar reactions occur when two bonded atoms come apart, one taking more of the shared electrons than the other. They involve **heterolytic cleavage**. The result is two charged species—one cation and one anion.

109.2 Radical reactions

Radical reactions don't deal with charged particles but with radicals. **Radicals** are uncharged atoms or molecules with an incomplete octet of valence electrons.

When a molecule comes apart by **homolytic cleavage** the result is two radicals. Although uncharged, radicals are usually very reactive because the unfilled octet is unstable and the radical can lower its energy by forming a bond in a way that allows it to fill its valence shell while avoiding any electrostatic charge..

110 Redox reactions

110.0.1 Oxidation and reduction

Two important types of reactions in organic chemistry are **oxidation** and **reduction** .

In **oxidation reactions**, the oxidized species *loses electron density*.

In **reduction reactions**, the reduced species *gains electron density*.

Of course, these two actions happen in unison as one species is reduced and the other is oxidized. The term **redox** was coined from the fragments *red* (reduction) and *ox* (oxidation).

110.0.2 Oxidation

Oxidation was first observed when oxygen drew electrons off of metals, which were then referred to as "oxidized". (Oxygen is more electronegative than most other elements.) The term was then applied later to the part of any reaction where electrons are drawn off. Other elements that commonly oxidize in organic reactions include halogens like chlorine and bromine.

110.0.3 Reduction

Reduction of a chemical species results in the gain of electrons for that species. This does not necessarily include any change in charge; any time an atom increases its electron density even a little bit it is said to be reduced. For example, if an oxygen is removed from a carbon and replaced by a hydrogen (assume the oxygen is also bonded to another atom), the formal charge of the carbon does not change. However, the carbon "sees" a greater share of the electrons from the single bond to hydrogen than it did for the single bond to oxygen. That is because hydrogen is less electronegative than oxygen and gives up its electrons a bit more easily than oxygen does. So a carbon bonded to hydrogen can take up more of its electron density than the same carbon bonded to oxygen.

111 Functional groups in reactions

Functional groups¹ in reactions make your life easier as an organic chemist because they draw your attention right to where the action is. Any time a reaction is going to occur, you can be almost certain that it is going to take place at a functional group.

There are many functional groups of interest to organic chemists. Here are a few:

1. Halides

These groups are all made up of a single atom in Group 17 of the Periodic Table, which is known as the halogen group, bonded to a carbon atom. They include fluorine, chlorine, bromine, and iodine. Astatine is also a halogen, but it is rarely discussed because it is not readily found in nature and is radioactive. Their electronegativities vary from fluorine with 4.0 to iodine with 2.5, which is approximately the same value that carbon has. Each of these atoms are able to form a single bond with a carbon atom, replacing hydrogen in alkanes and adding across multiple bonds in alkenes and alkyne. Of the four, fluorine is the most reactive and iodine is the least. Because of their intermediate reactivity, chlorine and bromine are often more useful in many reactions.

2. Carbonyl

This group consists of an oxygen atom doubly bonded to a carbon atom. Carbonyl groups are important because the oxygen atom, with an electronegativity of 3.5, shifts electron density away from the rest of the molecule and towards itself. Carbonyls are a key ingredient in aldehydes, ketones, carboxylic acids, esters, and amides.

3. Hydroxyl

This group consists of a hydrogen atom singly bonded to an oxygen atom. The electronegativity difference between hydrogen, which has an electronegativity of 2.1, and oxygen, 3.5, pulls electrons away from the hydrogen and makes it somewhat acidic. This acidic character varies depending on the composition of the rest of the molecule. Hydroxyl groups are found in alcohols, phenols, enols, and carboxylic acids.

¹ https://en.wikibooks.org/wiki/Organic_Chemistry%2FIntroduction_to_functional_groups

112 Drawing reactions

112.1 Drawing reactions

There are various techniques you will run across for notation of organic reactions.

112.2 Arrows

Curved arrows are used to show **movement of electrons** . They are not used to show where atoms, ions, or molecules move, just electrons. A curved arrow with two "hooks" on the end indicated movement of a pair of electrons. A curved arrow with one "hook" indicated movement of one electron.

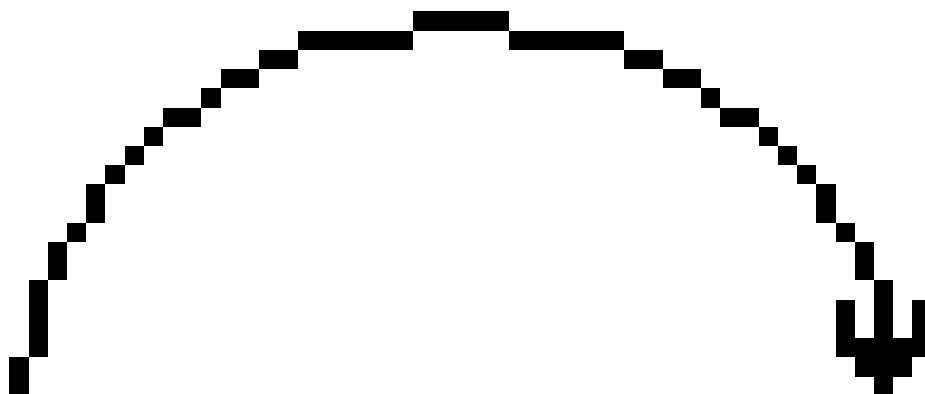


Figure 209 Two "hooks" represents movement of two electrons.

Figure 210 One "hook" represents movement of one electron.

Double-headed arrows are used to represent equivalence between resonance structures.

Figure 211

Two-way double half arrows are represent a reaction that can go forward or reverse. If one of the half arrows is longer than the other it means that the reaction pathway favors that direction with the longer arrow.



Figure 212

113 Rates and equilibria

Chemical equilibria are ratios relating the forward and backward direction of a reaction to each other. This ratio is represented by the letter **K** in the following equation:

$$K = \text{products} / \text{reactants}$$

113.1 Rate of reaction

113.1.1 Definitions

Rate of reaction is the speed at which a chemical reaction takes place, expressed as moles per unit time and unit volume. The rate r of a general reaction $aA + bB + \dots \rightarrow pP + qQ + \dots$ is defined by:

$$r = -\frac{1}{a} \frac{dC_A}{dt} = -\frac{1}{b} \frac{dC_B}{dt} = \dots = \frac{1}{p} \frac{dC_P}{dt} = \dots$$

from the expression above, it is clear that the usual convention is that reaction rate is taken as products formation rate.

Rate is a function of the concentration of reactants and products, temperature, pressure and presence of a catalyst.

113.1.2 Rate expression

A common expression for reaction rate is the *power law* :

$$r = kC_A^\alpha C_B^\beta \dots$$

k is called the *kinetic constant*, and α , β , etc. are called the *reaction order with respect to the reactant A, B* (or the *partial order of A, B* etc.), respectively. The sum of all the orders is the *global order* of the rate expression. Therefore the rate expression $r = kC_A C_B$ is a *second-order* and *first-order* in A and B.

The reaction orders are the same as the stoichiometric coefficient in the case of an elementary reaction **only**; in most cases they must be determined experimentally and are valid in the window of experimental conditions.

Elementary data on reaction orders can be obtained by changing the concentration C of one of the reactant, say A, and measuring the initial rate r . Plotting a rate vs concentration log-log graph, one obtains a straight line whose slope is the partial order in—say—A by virtue of the relation $\log r = \log k C_A^\alpha = \log k + \alpha \log C_A$

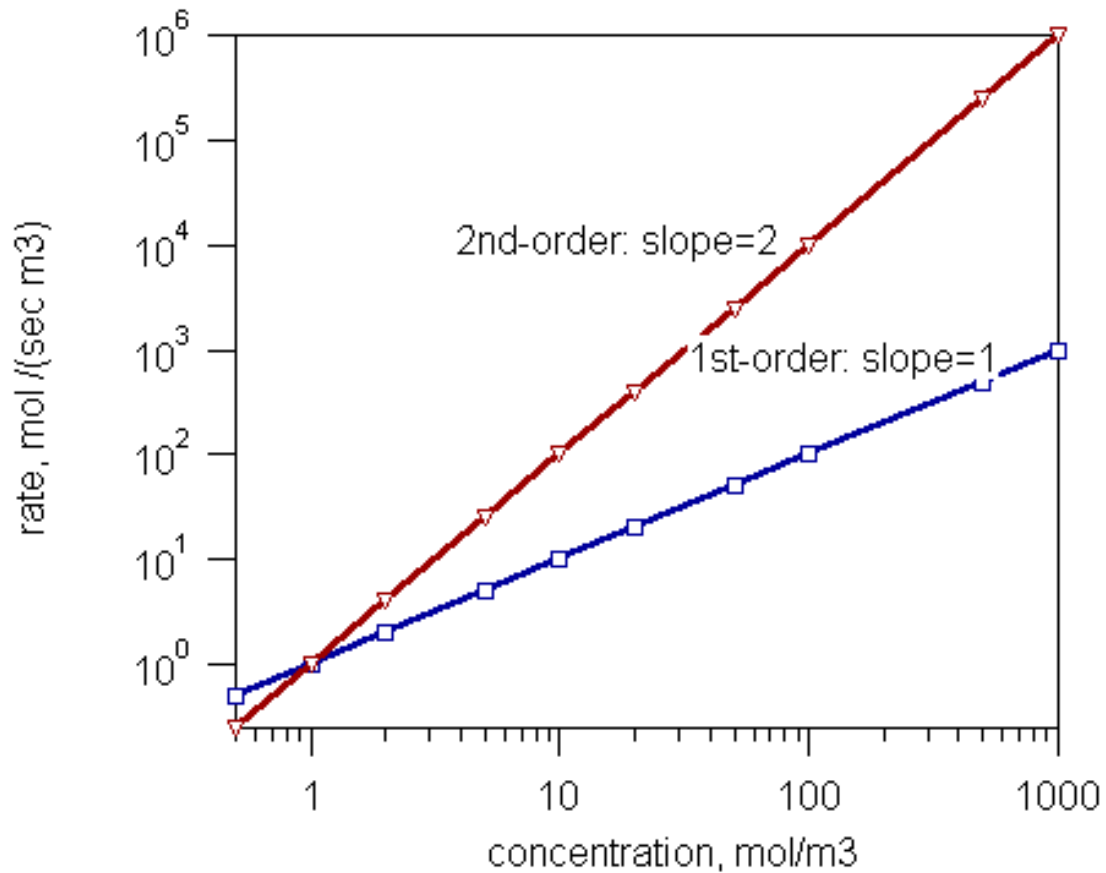


Figure 213

Influence of temperature and pressure

$$k = k_0 \exp(-\Delta G^*/RT)$$

as known as the Arrhenius¹ equation

113.1.3 Rate equations and reaction mechanisms

The most important research application of kinetic investigations is the determination of reaction mechanisms. In fact, the rate expression is *function* of it.

From a postulated reaction mechanism (the *model*), a rate equation can be derived and used to analyse the experimental data. If the obtained fit is not statistically significant, the scheme is rejected. In complex systems, several schemes can produce compatible rate expressions and the problem of model discrimination is of primary importance.

¹ https://en.wikipedia.org/wiki/Svante_Arrhenius

Limiting step

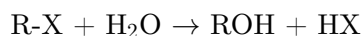
Often a reaction has two or more steps. One of the steps, usually the last one, is the slowest step, and is said to be *rate-limiting*.

Steady state approximation

Sometimes it is useful, when calculating the reaction rate, to assume that no particular step is rate-limiting. Instead, the reaction intermediate can either proceed to the product or return to the original reactant with an equal rate for either possibility. This is called the *steady-state approximation*.

113.1.4 Example

A classical example is the hydrolysis of haloalkanes:



This reaction can occur by two mechanisms: the $\text{S}_{\text{N}}1$ and S_{N} . The former is a unimolecular substitution: its rate is determined only by the concentration of R-X, without regard to the concentration of the new substituent. The latter is bimolecular: its rate is first-order in both R-X and new substituent, for a combined rate order of 2.

113.2 Equilibrium

Chemical equilibrium is the state when a net reaction is neither going forward nor backward. It is a *dynamic* equilibrium. The rate of the forward reaction equals the rate of the reverse reaction, so the two cancel each other out, and the *net* rate of change is zero.

The chemical equilibrium is dictated by the **equilibrium constant** (often written K_{eq}), expressed by the *mass-action law*:

$$K_{\text{eq}} = \frac{\prod_{i \in \text{products}} C_i}{\prod_{j \in \text{reactants}} C_j}$$

The concentration C can be expressed in any scale, e.g. molar fraction, molarity, partial pressure.

If the temperature and pressure are kept constant, no matter what are the initial concentrations, the system will evolve until the mass-action product is equal to the K_{eq} . In general, systems with $K_{\text{eq}} \ll 1$ are highly displaced to the reactant sides (almost no conversion at equilibrium), whereas when $K_{\text{eq}} \gg 1$ the reaction goes to completion.

From classical thermodynamics it can be showed that the following relation holds:

$$K_{\text{eq}} = \exp(-\Delta G_R/RT)$$

where ΔG_R is the total change in Gibbs free energy with reaction (product minus reactants).

113.2.1 Influence of temperature

The influence of temperature can be obtained by differentiation of the equation above to lead:

$$-\ln K_{eq} = \frac{\Delta H_R}{RT} - \frac{\Delta S_R}{R}$$

as known as the *van't Hoff² equation* . Therefore, for exothermic reaction ($\Delta H_r < 0$) an increase in temperature will decrease the $\Delta H_R/RT$ quantity, leading to a lower K_{eq} , conversely for an endothermic reaction.

2 https://en.wikipedia.org/wiki/Jacobus_van%27t_Hoff

114 Gibbs free energy

Gibbs free energy is represented by the following equation:

$$\Delta G = \Delta H - T\Delta S$$

ΔG is the change in Gibbs free energy.

ΔH is the change in potential energy, sometimes known as the enthalpy of a system.

T is the temperature in Kelvin.

ΔS is a statistical correlation, known as the entropy of a system.

The basic principle is that *total* entropy increases. This increase can be because of an increase in the entropy of the chemicals, ΔS , or because the reaction has produced heat, increasing the entropy of the environment.

The Gibbs free energy lets us calculate the total increase in entropy, including the effects on the environment, without needing to know anything about the environment.

At *low* temperatures, ΔG is approximately ΔH , and nature favours the reaction with lowest energy products, which release the most heat. This may *reduce* the entropy of the *system*, but the *increase* in the entropy of the *environment* more than compensates.

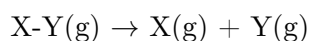
At *high* temperatures, ΔG is approximately $-T\Delta S$, and nature favours the reaction with high energy products, which may actually absorb heat. This may *reduce* the entropy of the *environment*, but the *increase* in the entropy of the *system* more than compensates.

Either way, the Gibbs free energy *always* decreases.

115 Bond dissociation energy

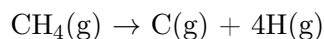
Bond dissociation energy is the energy needed to break a chemical bond. Also known as the Bond Enthalpy.

The bond dissociation energy, or bond enthalpy, for a diatomic molecule X-Y is defined as the energy required to break one mole of X-Y bonds, as illustrated in the following process...



Bond enthalpies always refer to breaking bonds under gaseous conditions.

The mean molar bond enthalpy is an average value that is quoted for a bond that can occur in different molecular environments. An example is methane, CH₄



Bond enthalpy values are used in Hess's Law Calculations.

The standard enthalpy of a reaction can be found by considering the bond enthalpies of the products and reactants of the reaction -

Standard Enthalpy = Σ Enthalpy of formation of the products - Σ Enthalpy of formation of reactants

For stronger bonds, bond dissociation energy is higher as more energy is needed to break the bond.

A carbon-carbon double bond is stronger than a single bond and requires more energy to be broken. However, a carbon-carbon double bond is not twice as strong as a single one, it is only 1.5 times stronger.

All chemical bonds need an input of energy to be broken, as bonds allow a lower energy state for the component atoms. If a bond did not offer a lower energy state for the atoms that form it, a bond would not form.

116 Energy diagrams

Energy diagrams are used to show the favorability of a reaction. They show how energy gained or lost in the different stages of a reaction and show which stages are the slow and fast steps (slow steps have high potential energy). We can also compare the energies of one reaction to another in order to see which reaction will be favored.

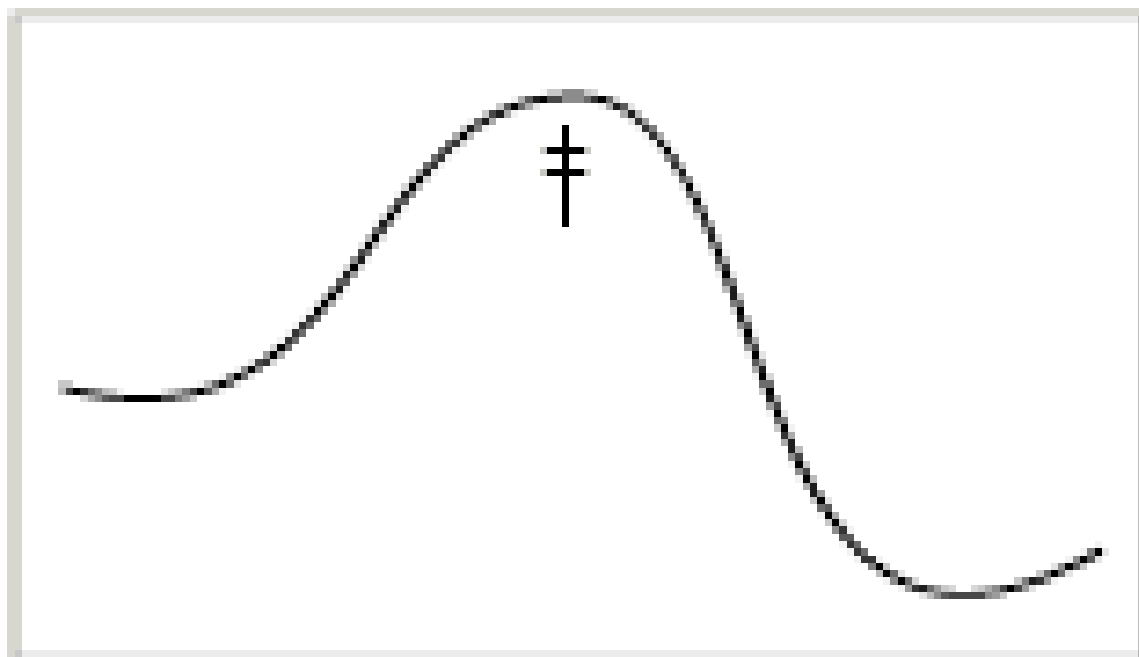


Figure 214

Transition states¹ are high peaks in an energy diagram.

If the end of the diagram is lower than the beginning, the product of the reaction is more stable and/or lower in energy than the starting materials, and the overall reaction is energetically favorable. If the tail end of the energy diagram is higher than the front, then the product is less stable or energetically favorable than the starting materials, and the overall reaction is energetically unfavorable. Any high peaks in the diagram indicate difficult points to pass and will slow down the reaction.

¹ Chapter 117 on page 379

117 Transition states

117.1 Transition State

Many reactions occur in a single step when two reactant molecules collide with sufficient energy in the proper spatial orientation to create a product. Many other reactions, however, do not occur in a single step, and such reactions are said to have transition states. Multistep reactions have products that result from a series or chain of reactions, and these reactions are the kind that actually do pass through a transition state.

117.2 Intermediate Molecules

Multi-step reactions have an intermediate molecule that forms as a sort-of halfway point between the reactant and the product. This intermediate molecule cannot be isolated in solution, because it is typically of much higher energy than either the reactants or the products.

At a basic level of organic chemistry the intermediate molecule is often merely predicted or assumed, but many are also known to exist due to experimental observations in the laboratory. Inversions and other changes in molecular configuration without another, more plausible explanation are one type of proof that certain reactions pass through a transition state.

EXAMPLE : As an example of a molecular inversion, in a 1st order nucleophilic substitution (S_N1 reaction) the chirality of a carbon can be "flipped" from S to R configuration (or vice versa) 50% of the time. This is due to the chiral carbon having only sp^3 hybridization of its electrons in the intermediate state, which creates a carbon center that is flat and thus subject to nucleophilic attack from either the top or the bottom. If inversion occurs then it is considered to be proof that the reaction indeed is S_N1 and therefore has an intermediate molecule in its transition state.

NOTE: THIS PARAGRAPH CONTAINS SEVERAL ERRORS AND NEEDS TO BE CORRECTED.

117.3 Energy Diagrams and Transition States

Observing energy diagrams of reactions, you may notice that instead of a single peak energy, the energy peaks, drops a little, peaks once again and then returns to a lower energy state than the original molecule. The "saddle" between the two peaks represents an intermediate - a place where the reaction temporarily "rests" between energy peaks. The energy

peaks are defined as 'transition states' with no finite existence. Reaction intermediates will often have a finite existence. NOTE: THE DIAGRAM INCORRECTLY IDENTIFIES AN INTERMEDIATE AS A TRANSITION STATE. IN FACT, THE ENERGY PEAKS ARE TRANSITION STATES BETWEEN THE INTERMEDIATE AND EITHER THE STARTING MATERIAL OR THE PRODUCT.

Figure 215 Energy diagram for the transition state of a reaction

118 Carbocations

Carbocations are carbon atoms in an organic molecule bearing a positive formal charge. Therefore they are *carbo n cations*. Carbocations have only six electrons in their valence shell making them electron deficient. Thus, they are unstable electrophiles and will react very quickly with nucleophiles to form new bonds. Because of their reactivity with heteroatoms, carbocations are very useful intermediates in many common organic reactions.

118.1 Carbocation Structure

The orbitals of carbocations are generally sp^2 hybridized so that the three full orbitals are arranged in a trigonal planar geometry about the carbon nucleus. The remaining p orbital is empty and will readily accept a pair of electrons from another atom. Because of the symmetry of this geometric arrangement, nucleophilic attack is equally favorable above or below the plane formed by the full orbitals.

118.2 Carbocation Stability

Carbocations are generally unstable and fairly hard to form. They usually cannot be isolated from a reaction as they will react immediately to fill their empty p orbital. Because they are electron deficient, attaching electron donating groups (such as alkyl groups) to the carbocation will help stabilize the carbocation. In general:



Clearly, the tertiary carbocation is the most stable, as it is surrounded by three other carbon atoms that share the burden of its positive charge. Primary and especially methyl carbocations are rarely seen in organic reactions except under special circumstances like in the case of benzylic or allylic cations.

Carbocations can also be stabilized through resonance by neighboring lone pairs or pi-electrons. In general, this stabilization is greater than one degree of substitution, so a secondary carbocation stabilized by resonance will be more stable than a tertiary carbocation with no resonance stabilization, and a primary carbocation stabilized by resonance will be more stable than a secondary carbocation with no resonance stabilization.

118.3 Formation of Carbocations

Carbocation intermediates are formed in three main types of reactions: additions to pi bonds, unimolecular eliminations, and unimolecular nucleophilic substitution. On a bridge head a positive carbon is rare. The 3-cyclopropyl carbocation is the most stable carbocation.

118.4 Reactions of Carbocations

In general, carbocations will undergo three basic types of reactions:

118.4.1 1. Nucleophile Capture

Carbocations will react with even mild nucleophiles (such as water) to form a new bond, and formation of carbon free radical

118.4.2 2. Elimination to form a pi bond

Carbons alpha to the carbocation will often lose a proton to form a double (or, in some cases) triple bond from the carbocation. Such a reaction requires only a mild base (e.g. chloride) to remove the proton.

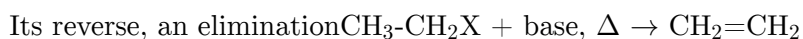
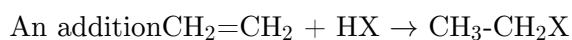
118.4.3 3. Rearrangement

A secondary carbocation may rearrange to form a tertiary carbocation before the ion is stabilized using one of the above-mentioned reactions. Since a cation constitutes a deficiency of electrons, the empty orbitals do not move; rather, a hydrogen atom bonded to a nearby carbon is moved to stabilize the secondary carbocation, of the hydrogen atom creates a new tertiary carbocation, which is more stable and will be substituted to lead to the final product. See [w:carbocation rearrangement](#)¹.

¹ <https://en.wikipedia.org/wiki/carbocation%20rearrangement>

119 Electrophilic additions

Electrophilic additions are also referred to as **addition reactions** .



Electrophilic additions are essentially the reverse of an E1 elimination reaction¹, sometimes exactly the **microscopic reverse** .

Microscopic reverse This means that the mechanism of the reaction follows each and every step of the related reaction in reverse order, without deviation. Sometimes, a reaction can be reversed but using a different series of tiny steps. When that happens, it is NOT called a microscopic reverse.

Addition reactions involve carbocations². This intermediate carbocation can rearrange.

Addition reactions follow Markovnikov's rule³. (The higher priority substituent adds to the more highly substituted carbon of the carbon-carbon double bond).

(Series of sample reactions here)

1 Chapter 56.2 on page 214

2 Chapter 118 on page 381

3 Chapter 55.2 on page 203

120 Zaitsev's rule

Zaitsev's (sometimes spelled "Saytzeff") rule: In elimination reactions¹, the major reaction product is the most substituted alkene. The most substituted alkene is also the most stable.

¹ Chapter 56.2 on page 214

121 Oxidation

Hydroboration/oxidation is a two-step reaction that converts alkenes into alcohols with anti-Markovnikov regiochemistry.

First, borane, BH_3 is allowed to react with the alkene. The boron atom will generally react with the less substituted carbon, and it will also donate a proton to the other carbon across the double bond. If there is an excess of the alkene, a trialkylborane will be formed. That is, one molecule of borane can react with up to three molecules of the alkane if necessary. Tetrahydrofuran, a cyclic ether, is usually used as a solvent for this first step in the reaction because it can form a complex with the borane that gives the boron atom a complete octet (boron only has 6 valence electrons when it is in pure borane, which makes it highly unstable.)

Now, we have a trialkylborane, which may be fine if that is what one is trying to synthesize, but most chemists are more interested in converting this borane intermediate into 3 alcohol molecules. The way this is done is to react the trialkylborane with hydrogen peroxide in a basic, aqueous solution. This causes the borane intermediate to be converted into three molecules of an alcohol. $\text{B}(\text{OH})_3$ is also produced, but is probably ignored by most chemists.

122 Radicals

122.1 Radical stability

Radicals listed from less to more stable $F^\bullet < Cl^\bullet < Br^\bullet < I^\bullet$ F^\bullet is totally unstable while I^\bullet is generally unreactive.

Alkyl groups vary in stability. CH_3^\bullet is quite reactive as it violates the octet rule. However, CH_3^+ is also a charged moiety and is therefore even less stable and harder to form.

Alkyl groups listed from less to more stable $CH_3^\bullet < 1^\circ < 2^\circ < 3^\circ$ Clearly, the tertiary carbocation is the most stable, as it is surrounded by three other carbon atoms that share the burden of its positive charge.

(Multiple images follow)

123 Rearrangement reactions

123.1 Sigmatropic arrangements

123.1.1 Diallylic rearrangement

This rearrangement is typical of diallylic systems

124 Pericyclic reactions

Pericyclic reactions are one of the three major classes of organic reactions, along with polar/ionic reactions and radical reactions. Pericyclic reactions have been understood only relatively recently compared to the other classes.

In a polar/ionic reaction, one reactant (the nucleophile) donates two electrons to another (the electrophile) to form a bond. In a radical reaction, each reactant donates one electron. In a pericyclic reaction, only the π bond electrons are involved, and all bonds are changed in a single cyclic step without any intermediates being formed.

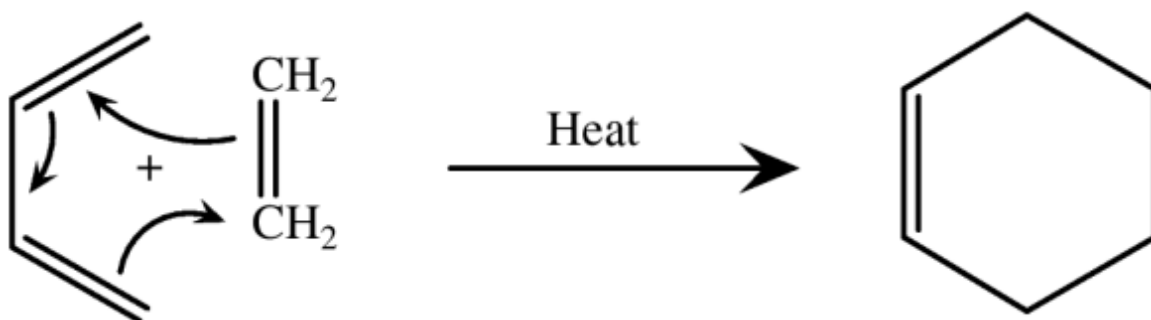


Figure 216

Using the Diels-Alder reaction¹ as an example, pushing arrows are used to show electron flow, but they are drawn in a circle, and the direction of the arrows can arbitrarily be shown as clockwise or anticlockwise. All the bonds are made and broken in a single step. This is called a **concerted** reaction.

The types of pericyclic reactions are:

- Cycloadditions (including the Diels-Alder reaction)
- Electrocyclic reactions
- Sigmatropic rearrangements

¹ Chapter 125 on page 395

125 Diels-Alder reaction

The Diels-Alder reaction, named after the German chemists who developed it, is a method for producing simple ring compounds.

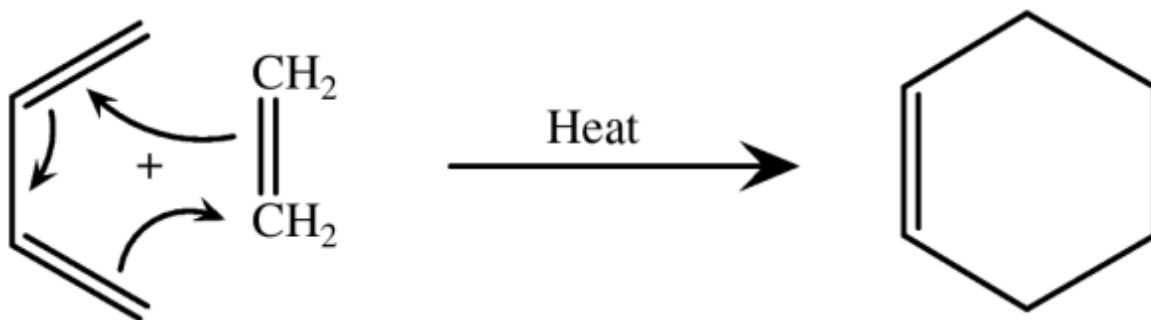


Figure 217 A diene adds to a dienophile in a simple Diels-Alder Reaction

Mechanism of a reaction between a diene and a dienophile

In the Diels-Alder reaction, a conjugated diene reacts with a dienophile. The dienophile is named for its affinity to react with the diene.

Because dienes and dienophiles are often gases, this reaction usually takes place in a sealed container at elevated pressure and temperature. The temperature required by this reaction can be reduced by the presence of electron-withdrawing groups attached to the dienophile.

In some cases, such as furan and maleic anhydride, or cyclopentadiene and acrolein, the reaction will take place at room temperature in an ethoxyethane solution.

The reaction shown above is highly unlikely due to the lack of substituents on the diene and dienophile. The dienophile will usually have a carbonyl, nitro, or other electron-withdrawing group attached. Any substituents attached to the diene or dienophile will end up in the final product.

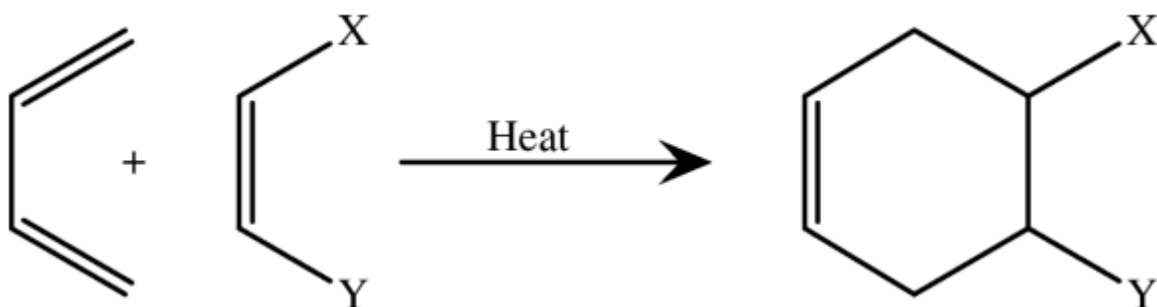


Figure 218 A substituted dienophile reacts to form a product with the same substituents.

Notice that the product retains the same basic cyclohexene structure. The substituents simply extend from the ring.

Alkynes can also react as dienophiles.

Diels-Alder reactions can sometimes reverse themselves through Retro-Diels-Alder reactions. For example, dicyclopentadiene can be cracked to form 1,3-cyclopentadiene by thermal dissociation. Retro reactions occur under situations where the fragments are stable by themselves.

126 Epoxide

While adding oxygen in soy bean oil to make epoxy plasticiser, oxirane content does not increase more than 6.5. How we can produce more oxirane content product?

127 Appendix B: Index of reactions

Alkanes¹

Combustion²

Free-radical halogenation³

Alkenes⁴

Hydrogenation⁵ adds H₂

Hydrolysis⁶ adds H₂O

Oxymercuration/demercuration⁷

THF⁸

Halogenation⁹ adds halogen

Hydrohalogenation¹⁰ adds H and a halogen

Hydroboration¹¹

Halohydrins¹²

Oxidation reactions¹³

1 Chapter 12 on page 55

2 <https://en.wikibooks.org/wiki/Organic%20Chemistry%2FIntroduction%20to%20reactions%2FCombustion>

3 <https://en.wikibooks.org/wiki/Organic%20Chemistry%2FIntroduction%20to%20reactions%2FFree-radical%20halogenation>

4 <https://en.wikibooks.org/wiki/Organic%20Chemistry%2FIntroduction%20to%20reactions%2FAlkenes>

5 <https://en.wikibooks.org/wiki/Organic%20Chemistry%2FIntroduction%20to%20reactions%2FHydrogenation>

6 <https://en.wikibooks.org/wiki/Organic%20Chemistry%2FIntroduction%20to%20reactions%2FHydrolysis>

7 <https://en.wikibooks.org/wiki/Organic%20Chemistry%2FIntroduction%20to%20reactions%2FOxymercuration%2Fdemercuration>

8 <https://en.wikibooks.org/wiki/Organic%20Chemistry%2FIntroduction%20to%20reactions%2FTHF>

9 <https://en.wikibooks.org/wiki/Organic%20Chemistry%2FIntroduction%20to%20reactions%2FHalogenation>

10 <https://en.wikibooks.org/wiki/Organic%20Chemistry%2FIntroduction%20to%20reactions%2FHydrohalogenation>

11 <https://en.wikibooks.org/wiki/Organic%20Chemistry%2FIntroduction%20to%20reactions%2FHydroboration>

12 <https://en.wikibooks.org/wiki/Organic%20Chemistry%2FIntroduction%20to%20reactions%2FHalohydrins>

13 <https://en.wikibooks.org/wiki/Organic%20Chemistry%2FIntroduction%20to%20reactions%2FOxidation%20reactions>

Allylic bromination¹⁴
Diels-Alder reaction¹⁵
Alkynes¹⁶
Hydrogenation¹⁷ adds H
Hydration¹⁸ adds OH
Halogenation¹⁹ adds a halogen
Hydrohalogenation²⁰ adds H and a halogen
Ozonolysis²¹
Alkylation²²
Alcohols²³ and haloalkanes²⁴
Carbocation rearrangements²⁵
Conjugated (1,3-) dienes²⁶
Direct (1,2-) and conjugate (1,4-) addition²⁷
Kinetic and thermodynamic control²⁸
Aromatic compounds²⁹
Hydrogenation³⁰

-
- 14 <https://en.wikibooks.org/wiki/Organic%20Chemistry%2FIntroduction%20to%20reactions%2FAllylic%20bromination>
15 Chapter 125 on page 395
16 <https://en.wikibooks.org/wiki/Organic%20Chemistry%2FAlkynes>
17 <https://en.wikibooks.org/wiki/Organic%20Chemistry%2FIntroduction%20to%20reactions%2FAlkyne%20hydrogenation>
18 <https://en.wikibooks.org/wiki/Organic%20Chemistry%2FIntroduction%20to%20reactions%2FAlkyne%20hydration>
19 <https://en.wikibooks.org/wiki/Organic%20Chemistry%2FIntroduction%20to%20reactions%2FHalogenation>
20 <https://en.wikibooks.org/wiki/Organic%20Chemistry%2FIntroduction%20to%20reactions%2FAlkyne%20hydrohalogenation>
21 <https://en.wikibooks.org/wiki/Organic%20Chemistry%2FIntroduction%20to%20reactions%2FOzonolysis>
22 <https://en.wikibooks.org/wiki/Organic%20Chemistry%2FIntroduction%20to%20reactions%2FAlkylation>
23 Chapter 46 on page 179
24 Chapter 42 on page 165
25 <https://en.wikibooks.org/wiki/Organic%20Chemistry%2FIntroduction%20to%20reactions%2FCarbocation%20rearrangements>
26 <https://en.wikibooks.org/wiki/Organic%20Chemistry%2FIntroduction%20to%20reactions%2FConjugated%20%281%2C3-%29%20dienes>
27 <https://en.wikibooks.org/wiki/Organic%20Chemistry%2FIntroduction%20to%20reactions%2FDirect%20%281%2C2-%29%20and%20conjugate%20%281%2C4-%29%20addition>
28 <https://en.wikibooks.org/wiki/Organic%20Chemistry%2FIntroduction%20to%20reactions%2FKinetic%20and%20thermodynamic%20control>
29 Chapter 68 on page 241
30 <https://en.wikibooks.org/wiki/Organic%20Chemistry%2FIntroduction%20to%20reactions%2FHydrogenation>

Benzylic bromination³¹

Benzylic oxydation³²

Vinyllic benzenes³³

Added links

1. Review of nucleophilic substitution³⁴ SN1, SN2
2. Radicals³⁵
3. Electrophilic additions³⁶
4. Reactions with organometallic reagents³⁷

31 <https://en.wikibooks.org/wiki/Organic%20Chemistry%2FIntroduction%20to%20reactions%2FBenzylic%20bromination>

32 <https://en.wikibooks.org/wiki/Organic%20Chemistry%2FIntroduction%20to%20reactions%2FBenzylic%20oxydation>

33 <https://en.wikibooks.org/wiki/Organic%20Chemistry%2FIntroduction%20to%20reactions%2FVinyllic%20benzenes>

34 <https://en.wikibooks.org/wiki/Organic%20Chemistry%2FIntroduction%20to%20reactions%2FReview%20of%20nucleophilic%20substitution>

35 Chapter 122 on page 389

36 Chapter 119 on page 383

37 <https://en.wikibooks.org/wiki/Organic%20Chemistry%2FIntroduction%20to%20reactions%2FReactions%20with%20organometallic%20reagents>

128 Appendix C: Introduction to functional groups

129 Overview of Functional Groups

129.1 Introduction

The number of known organic compounds is quite large. In fact, there are many times more organic compounds known than all the other (inorganic) compounds discovered so far, about 7 million organic compounds in total. Fortunately, organic chemicals consist of a relatively few similar parts, combined in different ways, that allow us to predict how a compound we have never seen before may react, by comparing how other molecules containing the same types of parts are known to react.

These parts of organic molecules are called **functional groups**. The identification of functional groups and the ability to predict reactivity based on functional group properties is one of the cornerstones of organic chemistry.

Functional groups are **specific atoms, ions, or groups of atoms** having consistent properties. A functional group makes up part of a larger molecule.

For example, **-OH**, the hydroxyl group that characterizes alcohols, is an oxygen with a hydrogen attached. It could be found on any number of different molecules.

Just as elements have distinctive properties, functional groups have **characteristic chemistries**. An **-OH** group on one molecule will tend to react similarly, although perhaps not identically, to an **-OH** on another molecule.

Organic reactions usually take place at the functional group, so learning about the reactivities of functional groups will prepare you to understand many other things about organic chemistry.

129.2 Memorizing Functional Groups

Don't assume that you can simply skim over the functional groups and move on. As you proceed through the text, the writing will be in terms of functional groups. It will be assumed that the student is familiar with most of the ones in the tables below. It's simply impossible to discuss chemistry without knowing the "lingo". It's like trying to learn French without first learning the meaning of some of the words.

One of the easiest ways to learn functional groups is by making flash cards. Get a pack of index cards and write the name of the functional group on one side, and draw its chemical representation on the other.

For now, a list of the most important ones you should know is provided here. Your initial set of cards should include, at the very least: Alkene, Alkyne, Alkyl halide (or Haloalkane),

Alcohol, Aldehyde, Ketone, Carboxylic Acid, Acyl Chloride (or Acid Chloride), Ester, Ether, Amine, Sulfide, and Thiol. After you've learned all these, add a couple more cards and learn those. Then add a few more and learn those. Every functional group below is eventually discussed at one point or another in the book. But the above list will give you what you need to continue on.

And don't just look at the cards. Say and write the names and draw the structures. To test yourself, try going through your cards and looking at the names and then drawing their structure on a sheet of paper. Then try going through and looking at the structures and naming them. Writing is a good technique to help you memorize, because it is more active than simply reading. Once you have the minimal list above memorized backwards and forwards, you're ready to move on. But don't stop learning the groups. If you choose to move on without learning the "lingo", then you're not going to understand the language of the chapters to come. Again, using the French analogy, it's like trying to ignore learning the vocabulary and then picking up a novel in French and expecting to be able to read it.

129.2.1 Functional groups containing ...

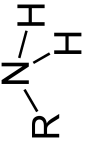
In organic chemistry¹ **functional groups** are submolecular structural motifs, characterized by specific elemental composition and connectivity, that confer reactivity upon the molecule that contains them.

Common functional groups include:

¹ <https://en.wikibooks.org/wiki/organic%20chemistry>

Chemical class	Group	Formula	Graphical Formula	Prefix	Suffix	Example
Acyl halide ²	Haloformyl	RCOX		haloformyl-	-oyl halide	Acetyl chloride ³ (<i>Ethanoyl chloride</i>)
Alcohol ⁴	Hydroxyl ⁵	OH		hydroxy-	-ol	Methanol ⁶
Aldehyde ⁷	Aldehyde ⁸	RCHO		oxo-	-al	Acetaldehyde ⁹ (<i>Ethanal</i>)
Alkane ¹⁰	Alkyl ¹¹	RH _n		alkyl-	-ane	Methane ¹²
Alkene ¹³	Alkenyl ¹⁴	R ₂ C=CR ₂		alkenyl-	-ene	Ethylene ¹⁵ (<i>Ethene</i>)
Alkyne ¹⁶	Alkynyl ¹⁷	RC≡CR'		alkynyl-	-yne	Acetylene ¹⁸ (<i>Ethyne</i>)
Amide ¹⁹	Carboxamide ²⁰	RCONR ₂		carboxamido-	-amide	Acetamide ²¹ (<i>Ethanamide</i>)

- 2 Chapter 131.1 on page 421
 3 <https://en.wikipedia.org/wiki/Acetyl%20chloride>
 4 Chapter 131.1 on page 421
 5 <https://en.wikibooks.org/wiki/Hydroxyl>
 6 <https://en.wikipedia.org/wiki/Methanol>
 7 Chapter 131.1 on page 421
 8 Chapter 131.1 on page 421
 9 <https://en.wikipedia.org/wiki/Acetaldehyde>
 10 Chapter 131.1 on page 421
 11 <https://en.wikibooks.org/wiki/Alkyl>
 12 <https://en.wikipedia.org/wiki/Methane>
 13 Chapter 131.1 on page 421
 14 Chapter 131.1 on page 421
 15 <https://en.wikipedia.org/wiki/Ethylene>
 16 Chapter 131.1 on page 421
 17 Chapter 131.1 on page 421
 18 <https://en.wikipedia.org/wiki/Acetylene>
 19 Chapter 131.1 on page 421
 20 <https://en.wikibooks.org/wiki/Carboxamide>
 21 <https://en.wikipedia.org/wiki/Acetamide>

Chemical class	Group	Formula	Graphical Formula	Prefix	Suffix	Example
Amine ^{22,s}	Primary amine ²³	RNH ₂		amino-	-amine	Methylamine ²⁴ (<i>Methanamine</i>)
	Secondary amine ²⁵	R ₂ NH		amino-	-amine	Dimethylamine ²⁶
	Tertiary amine ²⁷	R ₃ N		amino-	-amine	Trimethylamine ²⁸
	4° ammonium ion ²⁹	R ₄ N ⁺		ammonio-	-ammonium	Choline ³⁰
Azo compound ³¹		RN ₂ R'		azo-		Methyl orange ³³
Toluene derivative ³¹		RCH ₂ C ₆ H ₅ R _{Bn}		benzyl-	1-(<i>substituent</i>)toluene	Benzyl bromide ³⁶ (<i>1-Bromotoluene</i>)
Carbonate ³⁷	Carbonate ester ³⁸	ROCOOR			alkyl carbonate	

22 Chapter 131.1 on page 421

23 Chapter 131.1 on page 421

24 <https://en.wikipedia.org/wiki/Methylamine>

25 Chapter 131.1 on page 421

26 <https://en.wikipedia.org/wiki/Dimethylamine>

27 Chapter 131.1 on page 421

28 <https://en.wikipedia.org/wiki/Trimethylamine>

29 <https://en.wikibooks.org/wiki/Quaternary%20ammonium%20cation>

30 <https://en.wikipedia.org/wiki/Choline>

31 Chapter 131.1 on page 421

32 <https://en.wikibooks.org/wiki/Azo%20compound>

33 <https://en.wikipedia.org/wiki/Methyl%20orange>

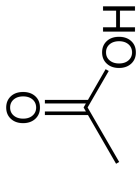

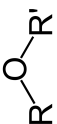
34 Chapter 131.19 on page 434

35 Chapter 131.2 on page 423

36 <https://en.wikipedia.org/wiki/Benzyl%20bromide>

37 Chapter 131.3 on page 424

38 <https://en.wikibooks.org/wiki/Carbonate%20ester>

Chemical class	Group	Formula	Graphical Formula	Prefix	Suffix	Example
Carboxylate ³⁹	Carboxylate ⁴⁰	RCOO^-		carboxy-	-oate	Sodium acetate ⁴¹ (<i>Sodium ethanoate</i>)
Carboxylic acid ⁴²	Carboxyl ⁴³	RCOOH		carboxy-	-oic acid	 Acetic acid ⁴⁴ (<i>Ethanoic acid</i>)
Cyanate ⁴⁵ s	Cyanate ⁴⁶	ROCN		cyanato-	alkyl cyanate	
	Thiocyanate ⁴⁷	RSCN		thiocyanato-	alkyl thiocyanate	
Ether ⁴⁸	Ether ⁴⁹	ROR'		alkoxy-	alkyl alkyl ether	Diethyl ether ⁵⁰ (<i>Ethoxyethane</i>)

39 Chapter 131.3 on page 424

40 <https://en.wikibooks.org/wiki/Carboxylate>

41 <https://en.wikipedia.org/wiki/Sodium%20acetate>

42 Chapter 131.3 on page 424

43 <https://en.wikibooks.org/wiki/Carboxyl>

44 <https://en.wikipedia.org/wiki/Acetic%20acid>

45 Chapter 131.3 on page 424

46 <https://en.wikibooks.org/wiki/Cyanate>

47 Chapter 131.3 on page 424

48 Chapter 131.3 on page 424

49 <https://en.wikibooks.org/wiki/Ether>

50 <https://en.wikipedia.org/wiki/Diethyl%20ether>

Chemical class	Group	Formula	Graphical Formula	Prefix	Suffix	Example
Ester ⁵¹	Ester ⁵²	RCOOR'			-oate	 Ethyl butyrate ⁵³ (<i>Ethyl butanoate</i>)
Haloalkane ⁵⁴	Halo ⁵⁵	RX	$R-X$	halo-	alkyl halide	 Chloroethane ⁵⁶ (<i>Ethyl chloride</i>)
Hydroperoxide (see organic peroxide ⁵⁷)	Hydroperoxy ⁵⁸	ROOH		hydroperoxy-	alkyl hydroperoxide	 Methyl ethyl ketone peroxide ⁵⁹
Imine ⁶⁰	Primary ketimine	RC(=NH)R'		imino-	-imine	
	Secondary ketimine	RC(=NR)/R'		imino-	-imine	

51 Chapter 131.5 on page 426

52 <https://en.wikibooks.org/wiki/Ester>

53 <https://en.wikipedia.org/wiki/Ethyl%20butyrate>

54 Chapter 131.8 on page 428

55 <https://en.wikibooks.org/wiki/Halogen>

56 <https://en.wikipedia.org/wiki/Chloroethane>

57 Chapter 131.14 on page 431

58 <https://en.wikibooks.org/wiki/Organic%20peroxide>

59 <https://en.wikipedia.org/wiki/Methyl%20ethyl%20ketone%20peroxide>

60 Chapter 131.9 on page 429

Chemical class	Group	Formula	Graphical Formula	Prefix	Suffix	Example
Isocyanide ⁶¹	Primary aldimine	$RC(=NH)H$				
	Secondary aldimine	$RC(=NR')H$		imino-	-imine	
	Isocyanide ⁶²	RNC		imino- isocyanato-	-imine alkyl isocyanide	
Isocyanate ⁶³ s	Isocyanate ⁶⁴	$RNCO$		isocyanato-	alkyl isocyanate	
	Isothiocyanate ⁶⁵	$RNCS$		isothiocyanato-	alkyl isothiocyanate	Allyl isothiocyanate ⁶⁶
Ketone ⁶⁷	Ketone ⁶⁸	$RCOR'$		keto-, oxo-	-one	Methyl ethyl ketone ⁶⁹ (<i>Butanone</i>)

61 Chapter 131.9 on page 429

62 <https://en.wikibooks.org/wiki/Isocyanide>

63 Chapter 131.9 on page 429

64 <https://en.wikibooks.org/wiki/Isocyanate>

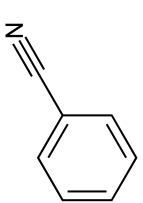
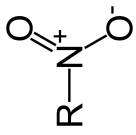
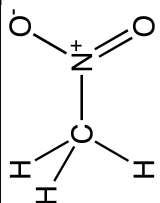
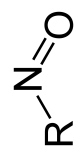
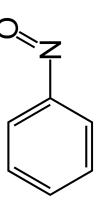
65 Chapter 131.9 on page 429

66 <https://en.wikipedia.org/wiki/Allyl%20isothiocyanate>

67 Chapter 131.10 on page 429

68 <https://en.wikibooks.org/wiki/Ketone>

69 <https://en.wikipedia.org/wiki/Methyl%20ethyl%20ketone>

Chemical class	Group	Formula	Graphical Formula	Prefix	Suffix	Example
Nitrile ⁷⁰	Nitrile ⁷¹	RCN		cyano-	alkanenitrile alkyl cyanide	 Benzotrile ⁷² (Phenyl cyanide)
Nitro compound ⁷³	Nitro ⁷⁴	RNO ₂		nitro-		 Nitromethane ⁷⁵
Nitroso compound ⁷⁶	Nitroso ⁷⁷	RNO		nitroso-		 Nitrosobenzene ⁷⁸

⁷⁰ Chapter 131.13 on page 430

⁷¹ <https://en.wikibooks.org/wiki/Nitrile>

⁷² <https://en.wikipedia.org/wiki/Benzotrile>

⁷³ Chapter 131.13 on page 430

⁷⁴ <https://en.wikibooks.org/wiki/Nitro%20functional%20group>

⁷⁵ <https://en.wikipedia.org/wiki/Nitromethane>

⁷⁶ Chapter 131.13 on page 430

⁷⁷ <https://en.wikibooks.org/wiki/Nitroso>

⁷⁸ <https://en.wikipedia.org/wiki/Nitrosobenzene>

Chemical class	Group	Formula	Graphical Formula	Prefix	Suffix	Example
Peroxide ⁷⁹	Peroxy ⁸⁰	ROOR		peroxy-	alkyl peroxide	 Di-tert-butyl peroxide ⁸¹
Benzene derivative ⁸²	Phenyl ⁸³	C_6H_5		phenyl-	-benzene	 Cumene ⁸⁴ (<i>o</i> -phenylpropane)
Phosphine ⁸⁵	Phosphino	R_3P		phosphino-	-phosphane	 Methylpropylphosphane
Phosphodiester ⁸⁶	Phosphate ⁸⁷	$HOPO(OR)_2$		phosphoric acid di(<i>substituent</i>) ester	di(<i>substituent</i>) hydrogenphosphate	DNA ⁸⁸

⁷⁹ Chapter 131.15 on page 431

⁸⁰ <https://en.wikibooks.org/wiki/Organic%20peroxide>

⁸¹ <https://en.wikipedia.org/wiki/Di-tert-butyl%20peroxide>

⁸² Chapter 131.2 on page 423

⁸³ <https://en.wikibooks.org/wiki/Phenyl>

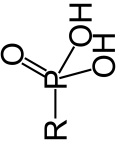
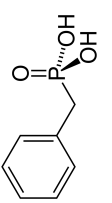
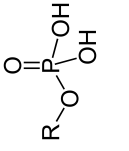
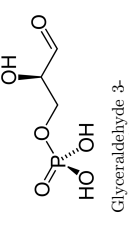
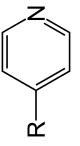
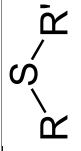
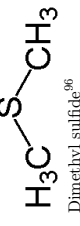
⁸⁴ <https://en.wikipedia.org/wiki/Cumene>

⁸⁵ Chapter 131.15 on page 431

⁸⁶ Chapter 131.15 on page 431

⁸⁷ <https://en.wikibooks.org/wiki/Phosphate>

⁸⁸ <https://en.wikipedia.org/wiki/DNA>

Chemical class	Group	Formula	Graphical Formula	Prefix	Suffix	Example
Phosphonic acid ⁸⁹	Phosphono	$RP(=O)(OH)_2$		phosphono-	<i>substituent</i> phosphonic acid	 Benzylophosphonic acid
Phosphate ⁹⁰	Phosphate	$ROP(=O)(OH)_2$		phospho-		 Glyceraldehyde 3-phosphate ⁹¹
Pyridine derivative ⁹²	Pyridyl ⁹³	RC_5H_4N		4-pyridyl (pyridin-4-yl) 3-pyridyl (pyridin-3-yl) 2-pyridyl (pyridin-2-yl)	-pyridine	Nicotine ⁹⁴
Sulfide ⁹⁵		RSR'			di(<i>substituent</i>) sulfide	 Dimethyl sulfide ⁹⁶

89 Chapter 131.15 on page 431

90 Chapter 131.15 on page 431

91 <https://en.wikipedia.org/wiki/Glyceraldehyde%203-phosphate>

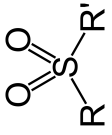
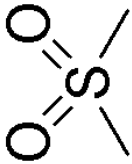
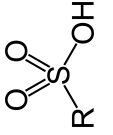
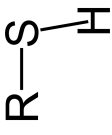

92 Chapter 131.15 on page 431

93 <https://en.wikibooks.org/wiki/Pyridine>

94 <https://en.wikipedia.org/wiki/Nicotine>

95 Chapter 131.18 on page 433

96 <https://en.wikipedia.org/wiki/Dimethyl%20sulfide>

Chemical class	Group	Formula	Graphical Formula	Prefix	Suffix	Example
Sulfone ⁹⁷	Sulfonyl ⁹⁸	$\text{RSO}_2\text{R}'$		sulfonyl-	di(<i>substituent</i>) sulfone	 Dimethyl sulfone (<i>Methylsulfonylmethane</i>) ⁹⁹
Sulfonic acid ¹⁰⁰	Sulfo	RSO_3H		sulfo-	<i>substituent</i> sulfonic acid	Benzenesulfonic acid
Sulfoxide ¹⁰¹	Sulfinyl ¹⁰²	RSOR'		sulfinyl-	di(<i>substituent</i>) sulfoxide	Diphenyl sulfoxide
Thiol ¹⁰³	Sulphydryl ¹⁰⁴	RSH		mercapto-, sulfanyl-	-thiol	 Ethanethiol ¹⁰⁵ (<i>Ethyl mercaptan</i>)

97 Chapter 131.18 on page 433

98 <https://en.wikibooks.org/wiki/Sulfone>

99 <https://en.wikipedia.org/wiki/Methylsulfonylmethane>

100 Chapter 131.18 on page 433

101 Chapter 131.18 on page 433

102 <https://en.wikibooks.org/wiki/Sulfoxide>

103 Chapter 131.19 on page 434

104 <https://en.wikibooks.org/wiki/Thiol>

105 <https://en.wikipedia.org/wiki/Ethanethiol>

*Note: The table above is adapted from the Functional Groups table on Wikipedia.*¹⁰⁶

Combining the names of functional groups with the names of the parent alkanes¹⁰⁷ generates a powerful systematic nomenclature¹⁰⁸ for naming organic compounds¹⁰⁹.

The non-hydrogen atoms of functional groups are always associated with each by covalent bond¹¹⁰s, as well as with the rest of the molecule. When the group of atoms is associated with the rest of the molecule primarily by ionic forces, the group is referred to more properly as a polyatomic ion¹¹¹ or complex ion¹¹². And all of these are called radical¹¹³s, by a meaning of the term *radical* that predates the free radical¹¹⁴.

The first carbon after the carbon that attaches to the functional group is called the alpha carbon¹¹⁵.

129.3 Mnemonics for Functional Groups

These are possible mnemonics for the common functional groups.

Vowels : Remember the vowels "A", "E", and "Y" for Alkane, Alkene, and Alkyne. Alkanes have only single covalent bonds. Alkenes have at least one double bond. Alkynes have at least one triple bond. The letters "T", "O", and "U" are not used. Furthermore, "O" and "U" would result in awkward pronunciations.

Alcohol : Look for the "C-O-H" in "Alcohol."

Ether : Ethers were anesthetics used in the 1800s. Dr. Kellogg also lived at the same time. Corn Flakes are made by Kellogg's. A rooster or cock (C-O-C) is the cornflake mascot.

Amine : Remember the "N" stands for nitrogen.

Aldehyde : This sounds like "Adelaide," the Australian city. Australia is at the end of the Asian islands, and aldehydes are at the end of the hydrocarbon chain. The "Y" indicates a C=O double bond.

Ketone : Imagine the diagonal strokes of "K" forming the C=O double bond.

106 https://en.wikipedia.org/wiki/Functional_groups

107 <https://en.wikipedia.org/wiki/Alkanes>

108 <https://en.wikipedia.org/wiki/systematic%20name>

109 <https://en.wikipedia.org/wiki/organic%20compound>

110 <https://en.wikipedia.org/wiki/covalent%20bond>

111 <https://en.wikipedia.org/wiki/polyatomic%20ion>

112 <https://en.wikipedia.org/wiki/complex%20ion>

113 <https://en.wikipedia.org/wiki/radical>

114 <https://en.wikipedia.org/wiki/free%20radical>

115 <https://en.wikipedia.org/wiki/alpha%20carbon>

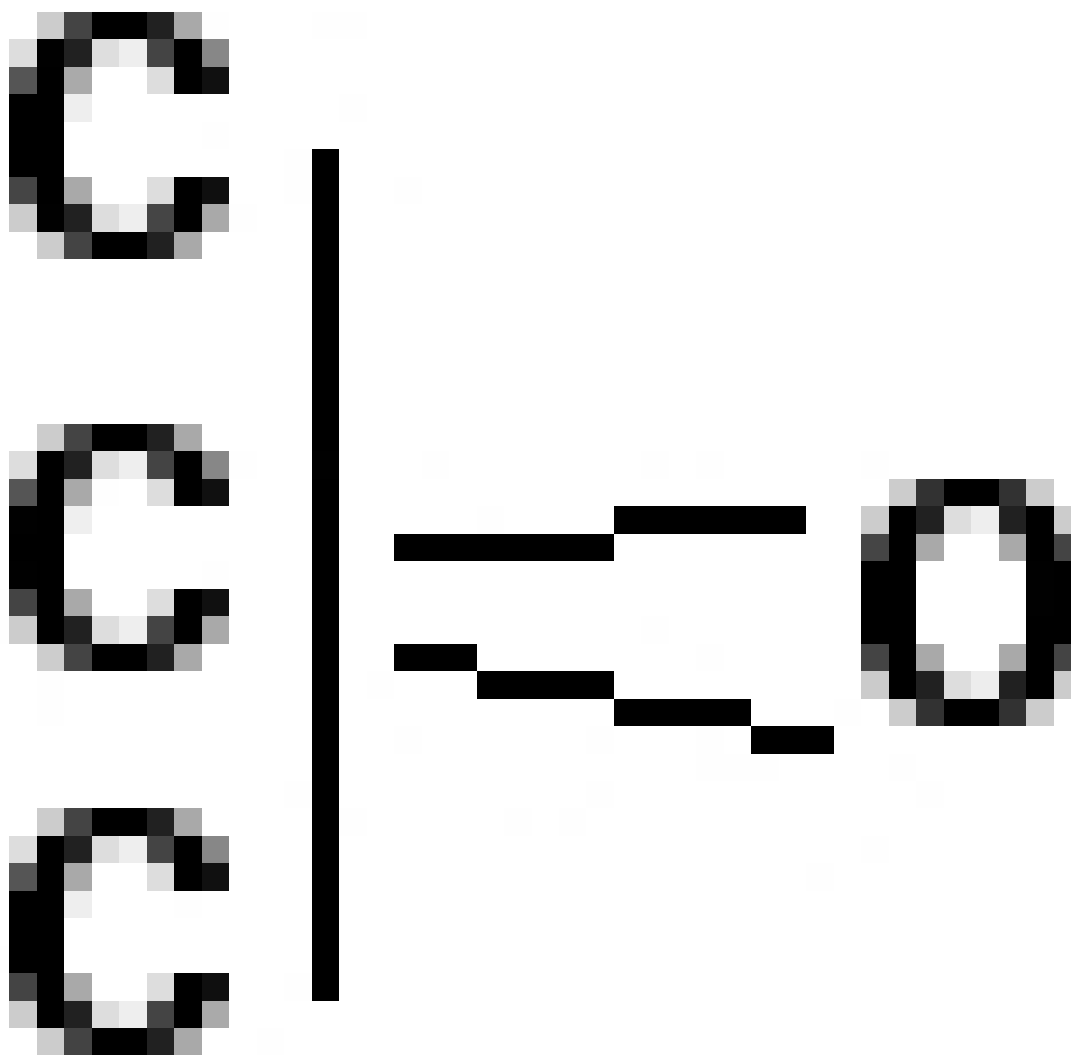


Figure 301

Carboxylic Acid : "Box" stands for boxed wine or C-O-H, alcohol. The "Y" indicates a C=O double bond.

Ester : This sounds like "Estelle" George Costanza's mother in the TV show Seinfeld. George's nickname was Koko or Coco. So think of O=C-O-C.

Amide : Amine with a "D". D for double.

130 Other appendices

131 Glossary



Figure 302

> Glossary ----

131.1 A

- Acetal - A molecule with two single bonded oxygens attached to the same carbon atom.

- Acetyl - A functional group with chemical formula $-\text{COCH}_3$.
- Achiral - A group containing atleast two identical substituents.
- Acid anhydride - Hydrocarbon containing two carbonyl groups. Acyl group attached with carboxylate group. eg- $\text{RCOOCOR}'$
- Acid halide - Acyl group with any halogen attached with carbon of carbonyl group. eg- RCO-X ($\text{X}=\text{F}, \text{Cl}, \text{Br}, \text{I}$).
- Acidity constant K_a -
- Activating group - Any group which activate any molecule by increasing positive or negative charge on carbon atom. Mainly towards nucleophilic or electrophilic substitution reactions.
- Activation energy - The energy required to reactants to cross energy barrier to undergo any chemical change. denoted by E_a .
- Acyl group - A group having alkyl or aryl group with a carbonyl group RCO-
- Adam's catalyst - A catalyst for hydrogenation and hydrogenolysis in organic synthesis. Also known as platinum dioxide
- Addition reaction¹ - A reaction where a product is created from the coming together of 2 reactants.
- Alcohol - A saturated hydrocarbon chain with an $-\text{OH}$ functional group.
- Aldehyde - A hydrocarbon containing atleast one carbonyl gp having one hydrogen attached to it. ($>\text{C}=\text{O}$)
- Aldol reaction - When two similar aldehydes are reacted with each other, a product having both aldehyde ($>\text{C}=\text{O}$) and alcohol ($-\text{OH}$) group is formed. This reaction is called aldol reaction.
- Aliphatic - A non-cyclic, non-aromatic, hydrocarbon chain (e.g. alkanes, alkenes, and alkynes)
- Alkane - A hydrocarbon with all the carbon-carbon bonds are single bonds.
- Alkene - A hydrocarbon with at least one carbon-carbon bond is a double-bond.
- Alkoxide ion - The conjugate base of an alcohol without the terminal H atom. For any alcohol R-OH , the corresponding alkoxide form is R-O^- .
- Alkyl - A hydrocarbon having formula $\text{C}_n\text{H}_{2n+1}$
- Alkylation - Addition of alkyl group in a compound.
- Alkyne - An unsaturated hydrocarbon containog triple bond. and having general formula $\text{C}_n\text{H}_{2n-2}$
- Allyl - An alkene hydrocarbon group with the formula $\text{H}_2\text{C}=\text{CH}-\text{CH}_2-$
- α Position - Carbon attached to a functional group is called α -carbon and the position is known as α position.

¹ Chapter 108.2 on page 357

- α -carbon - Carbon attached to a functional group is called α -carbon
- Amide - A hydrocarbon containing amine group attached to acyl group. eg.- RCONH_2
- Amine - A simple hydrocarbon containing atleast one $-\text{NH}_2$ group.
- Amino Acid - A fundamental unit of polypeptides or proteins.having general formula- COOHRCHNH_2 .eg.- glycine,alanine etc.
- Anti conformation -
- Anti periplaner -
- Anti stereochemistry -
- Anti bonding molecular orbital - Molecular orbitals having higher energy than bonding molecular orbitals after combination of atomic orbitals.denoted by an astric over Sigma or pi notations.
- Arene - Another name for an aromatic hydrocarbon.
- Aromacity - A chemical property in which a conjugated ring of unsaturated bonds, lone pairs, or empty orbitals exhibit a stabilization stronger than would be expected by the stabilization of conjugation alone.
- Atomic mass - Total no of nucleon i.e. no. of proton and no. of neutrons.It is denoted by A.
- Atomic number - Total no. of protons is called atomic no.
- Axial bond - The bond parellel or anti parellel to axial coordinate passing center of gravity.
- Azide synthesis - Dutt-Wormall reaction in which a diazonium salt reacts with a sulfonamide first to a diazoaminosulfinate and then on hydrolysis the azide and a sulfinic acid.
- Azo compound - A compound containing $-\text{N}=\text{N}$ group.

131.2 B

- Benzoyl Group - The acyl of benzoic acid, with structure $\text{C}_6\text{H}_5\text{CO}-$
- Benzyl Group - The radical or ion formed from the removal of one of the methyl hydrogens of toluene (methylbenzene).
- Benzylic -
- β position -
- β -carbon -
- Bicycloalkane - A compound containing two cyclic rings.
- Bimolecular reaction - A second order reaction where the concentration of two compounds determine the reaction rate.

- Boat cyclohexane - A less-stable conformation of cyclohexane that somewhat resembles a boat.
- Bond - The attractive forces that create a link between atoms. Bonds may be covalent or ionic.
- Bond angle - The angle formed between three atoms across at least two bonds.
- Bond length - The average distance between the centers of two atoms bonded together in any given molecule.
- Bond strength - The degree to which each atom linked to a central atom contributes to the valency of this central atom.
- Bonding molecular orbital -
- Bromonium ion -
- Brønsted-Lowry Acid² -
- Brønsted-Lowry Base³ -

131.3 C

- Cahn-Ingold-Prelog priorities - A rule for assigning priorities to substituents off of carbon in a double-bond or in a chiral center.
- Carbocation -
- Carbonyl group - A functional group composed of a carbon atom double-bonded to an oxygen atom: C=O.
- Carboxylation - A chemical reaction in which a carboxylic acid group is introduced in a substrate.
- Carboxylic acid - An organic acid characterized by the presence of a carboxyl group.
- Chain reaction - A sequence of reactions where a reactive product or by-product causes additional reactions to take place.
- Chair cyclohexane -
- Chiral - A term chiral used to describe an object that is non-superposable on its mirror image
- Chiral center - A carbon atom bonded to four different groups
- Chromatography - The process of separating compounds such as a dye into its constituents
- Cis-trans isomers -
- Claisen condensation reaction -

2 Chapter 11.2 on page 51

3 Chapter 11.2 on page 51

- Claisen rearrangement reaction -
- Concerted -
- Configuration - the permanent geometry of a molecule that results from the spatial arrangement of its bonds.
- Conformation -
- Conformer -
- Conjugate acid -
- Conjugate base -
- Conjugation - A system of atoms covalently bonded with alternating single and multiple (e.g. double) bonds (e.g., C=C-C=C-C).
- Covalent bond - A form of chemical bonding that is characterized by the sharing of pairs of electrons between atoms.
- Cracking - The process whereby complex organic molecules such as heavy hydrocarbons are broken down into simpler molecules (e.g. light hydrocarbons) by the breaking of carbon-carbon bonds.
- Cycloaddition reaction -
- Cycloalkane - An alkane that has one or more rings of carbon atoms in the chemical structure of its molecule.

131.4 D

- Debye -
- Decarboxylation -
- Delocalization - The ability of electrons to spread out among pi bonds to provide stabilization to electronically unstable areas of a molecule.
- Dextrorotatory -
- Diastereomers - Two or more isomers of a molecule which are *not* enantiomers of one another.
- 1,3 Diaxial interaction - The steric interaction between two methyl or larger groups attached at the 1 and 3 cis positions of cyclohexanes. The cyclohexane is in a higher energy state in the ring flip conformation that results in both 1 and 3 positions being axial due to steric strain between the 2 groups. This strain does not exist when hydrogens are bonded at these positions.
- Diels-Alder reaction -
- Dienophile -
- Dipolar -

- Dipole moment -
- Disulfide -
- Downfield - A term used to describe the left direction on NMR charts. A peak to the left of another peak is described as being downfield from the peak.

131.5 E

- E geometry -
- E1 reaction -
- E2 reaction -
- Eclipsed conformation -
- Eclipsing strain -
- Electron - An elementary subatomic particle that carries a negative electrical charge and occupies an electron shell outside the atomic nucleus.
- Electron configuration - The arrangement of electrons in an atom or molecule
- Electron-dot structure -
- Electron shell - The orbit followed by electrons around an atomic nucleus. The atom has a number of shells and they are normally labelled K, L, M, N, O, P, and Q.
- Electronegativity - The ability of an atom to attract electrons towards itself in a covalent bond.
- Electrophile - Literally, electron lover. A positively or neutrally charged reagent that forms bonds by accepting electrons from a nucleophile. Electrophiles are Lewis Acids.
- Electrophilic addition reaction -
- Electrophilic aromatic substitution -
- Elimination reaction⁴ - A reaction where atoms and/or functional groups are removed from a reactant.
- Endergonic - In an endergonic process, work is done on the system, and $\Delta G^0 > 0$, so the process is nonspontaneous. An exergonic process is the opposite: $\Delta G^0 < 0$, so the process is spontaneous.
- Endothermic - An endothermic reaction is a chemical reaction that absorbs heat, and is the opposite of an exothermic reaction.
- Enol - An alkene with a hydroxyl group affixed to one of the carbon atoms composing the double bond.
- Enolate ion -

⁴ Chapter 56.2 on page 214

- Entgegen - German word meaning "opposite". Represented by E in the E/Z naming system of alkenes.
- Enthalpy -
- Entropy -
- Equatorial bond -
- Ester - An inorganic or organic acid in which at least one -OH (hydroxyl) group is replaced by an -O-alkyl (alkoxy) group.
- Ether - An organic compound which contains an ether group — an oxygen atom connected to two (substituted) alkyl or aryl groups — of general formula R-O-R'.
- Exergonic -
- Exothermic - An exothermic reaction is a chemical reaction that releases heat, and is the opposite of an endothermic reaction.

131.6 F

- Fingerprint region -
- First order reaction - A reaction whose rate is determined by the concentration of only one of its reactants leading to a reaction rate equation of $Rate = k[X]$
- Fischer projection -
- Formal Charge -
- Friedel-Crafts reaction -
- Functional group - This is a specific group of atoms within a molecule that is responsible for the characteristic chemical reactions of that molecule. The same functional group will undergo the same or similar chemical reaction(s) regardless of the size of the molecule it is a part of.

131.7 G

- Geminal -
- Gibbs free energy -
- Gilman reagent -
- Glycol - A chemical compound containing two hydroxyl groups (-OH groups). Also known as a Diol.
- Glycolysis - The metabolic pathway that converts glucose, $C_6H_{12}O_6$, into pyruvate, $C_3H_5O_3$. This process usually occurs outside the mitochondria of a cell to help produce energy.

- Grignard reagent -
- Ground state - In electrons, the state where they have the least energy. Electrons that gain energy get "excited" and leave the ground state, now able to do more work. Moving electrons out of their ground state is a key part of photosynthesis, where plants create sugar from the sun, carbon dioxide, and water.

131.8 H

- Halohydrin formation -
- Hammond postulate -
- Hemiacetal -
- Hemiaminal -
- Heterocycle - A cyclic molecule with more than 2 types of atoms as part of the ring. (e.g. Furan, a 5-membered ring with four carbons and one oxygen, or a Pyran, a 6-membered ring with five carbons and one oxygen)
- HOMO - Acronym for Highest Occupied Molecular Orbital.
- Homolytic cleavage - Where bond breaks leaving each atom with one of the bonding electrons, producing two radicals.
- Hybrid orbital -
- Hydration - A chemical reaction in which a hydroxyl group (OH-) and a hydrogen cation (an acidic proton) are added to the two carbon atoms bonded together in the carbon-carbon double bond which makes up an alkene functional group.
- Hybride shift -
- Hydroboration - A reaction adding BH_3 or B_2H_6 or an alkylborane to an alkene to produce intermediate products consisting of 3 alkyl groups attached to a boron atom. This molecule is then used in other reactions, for example, to create an alcohol by reacting it with H_2O_2 in a basic solution.
- Hydrocarbon - A molecule consisting of hydrogens and carbons.
- Hydrogen bond -
- Hydrogenation - Addition of a hydrogen atoms to an alkene or alkane to produce a saturated product.
- Hydrophilic - literally, "water loving". In chemistry, these are molecules that are soluble in water.
- Hydrophobic - literally, "water fearing". In chemistry, molecules that aren't soluble in water.
- Hydroxylation - A chemical process that introduces one or more hydroxyl groups (-OH) into a compound (or radical) thereby oxidizing it.

- Hyperconjugation -

131.9 I

- Imide -
- Imine -
- Infrared spectroscopy -
- Intermediate -
- Isomer - Compounds with the same molecular formula but different structural formulae. There are two main forms of isomerism: structural isomerism and stereoisomerism.
- Isotope - The different types of atoms of the same chemical element, each having a different atomic mass (mass number). Isotopes of an element have nuclei with the same number of protons (the same atomic number) but different numbers of neutrons.
- IUPAC - Acronym for International Union of Pure and Applied Chemistry.
- IUPAC Nomenclature - The international standard set of rules for naming molecules.

131.10 K

- Kekulé structure -
- Keto-enol tautomerism -
- Ketone - The functional group characterized by a carbonyl group (O=C) linked to two other carbon atoms, or a chemical compound that contains a carbonyl group

131.11 L

- Leaving group -
- Levorotatory -
- Lewis acid - A reagent that accepts a pair of electrons form a covalent bond. (*see also Lewis Acids and Bases*⁵)
- Lewis base - A reagent that forms covalent bonds by donating a pair of electrons. (*see also Lewis Acids and Bases*⁶)
- Lewis structure -
- Lindlar catalyst -

5 Chapter 11.3 on page 52

6 Chapter 11.3 on page 52

- Line-bond structure -
- Lone pair electrons -
- LUMO - Acronym for Lowest Unoccupied Molecular Orbital

131.12 M

- Markovnikov's rule⁷ - States that "when an unsymmetrical alkene reacts with a hydrogen halide to give an alkyl halide, the hydrogen adds to the carbon of the alkene that has the greater number of hydrogen substituents, and the halogen to the carbon of the alkene with the fewer number of hydrogen substituents."
- Mass number - The total number of protons and neutrons (together known as nucleons) in an atomic nucleus
- Mass spectrometry -
- Mechanism -
- Meso compound -
- Meta -
- Methylene group -
- Molality - A measure of the concentration of a solute in a solvent given by moles of solute per kg of solvent.
- Molarity - A measure of the concentration, given by moles of solute per liter of *solution* (solute and solvent mixed).
- Mole - A measure of a substance that is approximately Avogadro's Number (6.022×10^{23}) of molecules of the substance. More simply, calculate the molecule's atomic mass and that many grams of the substance is a mole.
- Molecule -
- Monomer - A small molecule that may become chemically bonded to other monomers to form a polymer.

131.13 N

- Nitrile - Any organic compound which has a $\text{-C}\equiv\text{N}$ functional group.
- NMR - See Nuclear magnetic resonance.
- Non-bonding electrons -
- Normality -

⁷ Chapter 55.2 on page 203

-
- Nuclear magnetic resonance -
 - Nucleophile - Literally, nucleus lover. A negatively or neutrally charged reagent that forms a bond with an electrophile by donating both bonding electrons. Nucleophiles are Lewis Bases.
 - Nucleophilic addition reaction -
 - Nucleophilic aromatic substitution reaction -
 - Nucleophilic substitution reaction⁸ - A reaction in which a halide is removed from a molecule and replaced with a nucleophile.
 - Nucleophilicity -

131.14 O

- Optical isomer -
- Optical activity -
- Orbital -
- Ortho -
- Oxidation -
- Oxime -
- Oxymercuration reduction reaction -

131.15 P

- Para -
- Pauli exclusion principle -
- Pericyclic reaction -
- Periplanar -
- Peroxide -
- Peroxyacid -
- Phenol - A toxic, colourless crystalline solid with the chemical formula C_6H_5OH and whose structure is that of a hydroxyl group (-OH) bonded to a phenyl ring. It is also known as carboic acid,
- Phenyl - A functional group with the formula $-C_6H_5$
- Pi bond -

⁸ Chapter 56.1 on page 209

- Polar aprotic solvent -
- Polar covalent bond -
- Polar protic solvent -
- Polar reaction -
- Polarity -
- Polarizability -
- Polymer - A large molecule (macromolecule) composed of repeating structural units (monomers) typically connected by covalent chemical bonds.
- Primary -
- Prochiral -
- Prochirality center -
- Protic solvent -

131.16 Q

131.17 R

- R group -
- R,S convention -
- Racemic mixture -
- Radical -
- Radical reaction -
- Rate constant -
- Rate equation -
- Rate-limiting step -
- re face -
- Reducation -
- Regiochemistry -
- Regioselectivity -
- Resonance form -
- Resonance hybrid -
- Ring-flip -

131.18 S

- Saponification - The hydrolysis of an ester under basic conditions to form an alcohol and the salt of a carboxylic acid.
- Saturated - A situation in which a compound has no double or triple bonds. Saturated can refer to the maximum amount of a solute being dissolved in a solution. Whether the context is chemical bonding or solutions will determine which meaning is appropriate.
- Saytzeff's Rule - See Zaitsev's rule⁹
- Second order reaction - A reaction whose rate is dependent on the concentration of two reactants, leading to a reaction rate of $Rate = k[X][Y]$
- Secondary -
- si face -
- Side chain -
- Sigma bond -
- Simmons-Smith reaction -
- S_N1 reaction -
- S_N2 reaction -
- Solvation -
- Solvent -
- sp orbital -
- sp² orbital -
- sp³ orbital -
- Spin-spin splitting -
- Staggered conformation -
- Stereochemistry -
- Stereoisomer -
- Steric hinderance -
- Steric strain -
- Substitution reaction - Reactions where one functional groups is replaced with another functional group.
- Symmetry plane -
- Syn addition -
- Syn periplanar -

9 Chapter 131.22 on page 435

131.19 T

- Tautomers -
- Tertiary -
- Thioester -
- Thiol - A compound that contains the functional group composed of a sulfur atom and a hydrogen atom (-SH).
- Thiolate ion -
- Torsional strain -
- Tosylate -
- Transition state -
- Twist-boat conformation -

131.20 U

- Ultraviolet spectroscopy -
- Unsaturated - A situation in which a compound contains double or triple bonds.
- Upfield - A term used to describe the right direction on NMR charts. A peak to the right of another peak is described as being upfield from the peak.

131.21 V

- Valence bond theory -
- Valence electrons -
- Valence shell -
- Van der Waals forces -
- Vicinal -
- Vinyl - An organic compound that contains a vinyl group (also called ethenyl), $-\text{CH}=\text{CH}_2$.
- Vinylic -

131.22 W, X, Y, Z

- Zaitsev's rule¹⁰ - In elimination reactions¹¹, the major reaction product is the alkene with the more highly substituted double bond. This most-substituted alkene is also the most stable.
- Zusammen - German word meaning "together". Represented by Z in the E/Z naming system of alkenes. Simple mnemonic, Z=Zame Zide (Same Side).

10 Chapter 120 on page 385

11 Chapter 56.2 on page 214

132 Short periodic table

--- Some of the good news about organic chemistry is that it focuses on a subset of the periodic table, so there are fewer elements to worry about. These are the main elements with which we must concern ourselves, although occasionally a few others will be used in reactions.

133 External links

134 Resources

- The IUPAC Gold Book of definitions.¹
- UNKNOWN TEMPLATE DMOZ
Science/Chemistry/OrganicOrganic Chemistry

¹ <http://goldbook.iupac.org/index.html>

135 Other online textbooks

- MIT OpenCourseWare Organic Chemistry I¹ (unfortunately, much of the information is in PDF documents instead of HTML).
- Combinatorial Chemistry² basic introduction to the field of combinatorial chemistry
- MIT OpenCourseWare Organic Chemistry II³ (same PDF dilemma as above).
- Virtual Text⁴ a real nice one by William Reusch of Michigan State University⁵.
- Crystal Clear Chemistry⁶ A good resource for studying and obtaining answers to conceptual questions that aren't answered elsewhere.
- Chemhelper.com⁷ by student Arthur Winter of Frostburg State University⁸.
- LearnChem.net⁹ Helpful chemistry tutorials
- Online version of a leading text¹⁰ Site extrapolating on parts of Francis Carey's leading textbook.
- General chemistry reference¹¹ at VisionLearning.com¹² funded by National Science Foundation¹³
- Lab and other techniques compository¹⁴
- Organic Chemistry Portal¹⁵
- Organic chemistry resources worldwide¹⁶
- A full length, peer-reviewed, and free organic chemistry textbook.¹⁷ Can be downloaded in PDF format.
- Khan Academy¹⁸ Colorful, clear and engaging Organic Chemistry video playlist.
- Organic Chemistry Practice Problems¹⁹ A collection of organic chemistry practice problems with detailed video solutions.

1 <http://ocw.mit.edu/OcwWeb/Chemistry/5-12Organic-Chemistry-ISpring2003/CourseHome/index.htm>
2 <http://www.combichemistry.com>
3 <http://ocw.mit.edu/OcwWeb/Chemistry/5-13Organic-Chemistry-IISpring2003/CourseHome/index.htm>
4 <http://www.cem.msu.edu/~reusch/VirtualText/intro1.htm>
5 <http://www.msu.edu>
6 <http://www.crystalclearchemistry.com/>
7 <http://www.chemhelper.com/>
8 <http://www.frostburg.edu/>
9 <http://www.learnchem.net/>
10 <http://www.chem.ucalgary.ca/courses/351/Carey/Carey.html>
11 http://www.visionlearning.com/library/cat_view.php?cid=1&l=
12 <http://www.visionlearning.com/>
13 <http://www.nsf.gov>
14 <http://www.psigate.ac.uk/newsite/whatsnew.html>
15 <http://www.organic-chemistry.org/>
16 <http://www.organicworldwide.net/>
17 <http://www.ochem4free.com/>
18 <http://www.khanacademy.org/video/representing-structures-of-organic-molecules?playlist=Organic%20Chemistry/>
19 <http://studystove.com/organic-chemistry-practice-problems>

- Google search results²⁰

ar:تفأئم ءال مراءع /ال ئفمفءاءال عؤوفءة²¹

20 <http://www.google.com/search?hl=en&lr=&ie=UTF-8&oe=UTF-8&q=%22open+content%22+%22organic+chemistry%22+textbook>
<https://ar.wikibooks.org/wiki/%D8%A7%D9%84%D9%83%D9%8A%D9%85%D9%8A%D8%A7%D8%A1%20%D8%A7%D9%84%D8%B9%D8%B6%D9%88%D9%8A%D8%A9%2F%D9%82%D8%A7%D8%A6%D9%85%D8%A9%20%D8%A7%D9%84%D9%85%D8%B1%D8%A7%D8%AC%D8%B9>

136 Contributors

Edits	User
1	78.26 ¹
1	A08777460 ²
1	Abdulhussain271 ³
1	Actualist ⁴
6	Addihockey10 (automated) ⁵
61	Adrignola ⁶
1	Albert einstein ⁷
3	Alberttam ⁸
19	Alsocal ⁹
4	AmenRa~enwikibooks ¹⁰
8	Andreas Ipp ¹¹
1	Atcovi ¹²
1	Atrytone ¹³
3	Avijay86 ¹⁴
3	Az1568 ¹⁵
5	BRUTE ¹⁶
45	Bbi5291 ¹⁷
3	Bluewirecut ¹⁸
1	Bombyx~enwikibooks ¹⁹
1	Boud ²⁰

1 <https://en.wikibooks.org/wiki/User:78.26>
2 <https://en.wikibooks.org/w/index.php%3ftitle=User:A08777460&action=edit&redlink=1>
3 <https://en.wikibooks.org/w/index.php%3ftitle=User:Abdulhussain271&action=edit&redlink=1>
4 <https://en.wikibooks.org/w/index.php%3ftitle=User:Actualist&action=edit&redlink=1>
5 [https://en.wikibooks.org/wiki/User:Addihockey10_\(automated\)](https://en.wikibooks.org/wiki/User:Addihockey10_(automated))
6 <https://en.wikibooks.org/wiki/User:Adrignola>
7 https://en.wikibooks.org/w/index.php%3ftitle=User:Albert_einstein&action=edit&redlink=1
8 <https://en.wikibooks.org/w/index.php%3ftitle=User:Alberttam&action=edit&redlink=1>
9 <https://en.wikibooks.org/wiki/User:Alsocal>
10 <https://en.wikibooks.org/w/index.php%3ftitle=User:AmenRa~enwikibooks&action=edit&redlink=1>
11 https://en.wikibooks.org/wiki/User:Andreas_Ipp
12 <https://en.wikibooks.org/wiki/User:Atcovi>
13 <https://en.wikibooks.org/wiki/User:Atrytone>
14 <https://en.wikibooks.org/w/index.php%3ftitle=User:Avijay86&action=edit&redlink=1>
15 <https://en.wikibooks.org/wiki/User:Az1568>
16 <https://en.wikibooks.org/wiki/User:BRUTE>
17 <https://en.wikibooks.org/w/index.php%3ftitle=User:Bbi5291&action=edit&redlink=1>
18 <https://en.wikibooks.org/w/index.php%3ftitle=User:Bluewirecut&action=edit&redlink=1>
19 <https://en.wikibooks.org/w/index.php%3ftitle=User:Bombyx~enwikibooks&action=edit&redlink=1>
20 <https://en.wikibooks.org/wiki/User:Boud>

1 Branko~enwikibooks²¹
1 Bushchemist²²
9 Buxtor²³
2 Carandol²⁴
1 Carhas0~enwikibooks²⁵
2 Cbasankar²⁶
24 Cburnett²⁷
4 Cfromber²⁸
1 Cfthb²⁹
1 Chengamanad~enwikibooks³⁰
2 Chuyelchulo³¹
8 CommonsDelinker³²
1 Cool.dude.sagnik³³
1 Couchmonkee³⁴
1 DMacks³⁵
1 Danh³⁶
1 DavidCary³⁷
2 Dbroadwell~enwikibooks³⁸
1 Debacle481³⁹
4 DenLianda~enwikibooks⁴⁰
4 Derbeth⁴¹
2 Dirk Hünninger⁴²
22 Dposte46⁴³
2 Duplode⁴⁴

21 <https://en.wikibooks.org/wiki/User:Branko~enwikibooks>
22 <https://en.wikibooks.org/w/index.php%3ftitle=User:Bushchemist&action=edit&redlink=1>
23 <https://en.wikibooks.org/w/index.php%3ftitle=User:Buxtor&action=edit&redlink=1>
24 <https://en.wikibooks.org/wiki/User:Carandol>
25 <https://en.wikibooks.org/w/index.php%3ftitle=User:Carhas0~enwikibooks&action=edit&redlink=1>
26 <https://en.wikibooks.org/w/index.php%3ftitle=User:Cbasankar&action=edit&redlink=1>
27 <https://en.wikibooks.org/wiki/User:Cburnett>
28 <https://en.wikibooks.org/w/index.php%3ftitle=User:Cfromber&action=edit&redlink=1>
29 <https://en.wikibooks.org/w/index.php%3ftitle=User:Cfthb&action=edit&redlink=1>
30 <https://en.wikibooks.org/w/index.php%3ftitle=User:Chengamanad~enwikibooks&action=edit&redlink=1>
31 <https://en.wikibooks.org/wiki/User:Chuyelchulo>
32 <https://en.wikibooks.org/wiki/User:CommonsDelinker>
33 <https://en.wikibooks.org/w/index.php%3ftitle=User:Cool.dude.sagnik&action=edit&redlink=1>
34 <https://en.wikibooks.org/w/index.php%3ftitle=User:Couchmonkee&action=edit&redlink=1>
35 <https://en.wikibooks.org/wiki/User:DMacks>
36 <https://en.wikibooks.org/w/index.php%3ftitle=User:Danh&action=edit&redlink=1>
37 <https://en.wikibooks.org/wiki/User:DavidCary>
38 <https://en.wikibooks.org/wiki/User:Dbroadwell~enwikibooks>
39 <https://en.wikibooks.org/w/index.php%3ftitle=User:Debacle481&action=edit&redlink=1>
40 <https://en.wikibooks.org/w/index.php%3ftitle=User:DenLianda~enwikibooks&action=edit&redlink=1>
41 <https://en.wikibooks.org/wiki/User:Derbeth>
42 https://en.wikibooks.org/wiki/User:Dirk_H%25C3%25BCnniger
43 <https://en.wikibooks.org/w/index.php%3ftitle=User:Dposte46&action=edit&redlink=1>
44 <https://en.wikibooks.org/wiki/User:Duplode>

- 2 Edgar181⁴⁵
- 11 Ekozin⁴⁶
- 3 Elyswim~enwikibooks⁴⁷
- 1 Ephi79⁴⁸
- 2 Etothex⁴⁹
- 2 Everlong⁵⁰
- 191 Ewen⁵¹
- 2 Exabyte~enwikibooks⁵²
- 75 Fabiuccio~enwikibooks⁵³
- 1 Fermun~enwikibooks⁵⁴
- 1 Ferranti~enwikibooks⁵⁵
- 3 Fishpi⁵⁶
- 1 Furbo⁵⁷
- 3 Gadfium⁵⁸
- 2 Geocachernemesis⁵⁹
- 1 Ghiles~enwikibooks⁶⁰
- 98 Ghostal⁶¹
- 2 Glaisher⁶²
- 8 Glich⁶³
- 4 Gohliangsong⁶⁴
- 1 Gokul madhavan~enwikibooks⁶⁵
- 1 Goodysingh⁶⁶
- 17 Guanabot~enwikibooks⁶⁷
- 1 GvR⁶⁸

-
- 45 <https://en.wikibooks.org/wiki/User:Edgar181>
 - 46 <https://en.wikibooks.org/w/index.php%3ftitle=User:Ekozin&action=edit&redlink=1>
 - 47 <https://en.wikibooks.org/w/index.php%3ftitle=User:Elyswim~enwikibooks&action=edit&redlink=1>
 - 48 <https://en.wikibooks.org/w/index.php%3ftitle=User:Ephi79&action=edit&redlink=1>
 - 49 <https://en.wikibooks.org/wiki/User:Etothex>
 - 50 <https://en.wikibooks.org/wiki/User:Everlong>
 - 51 <https://en.wikibooks.org/wiki/User:Ewen>
 - 52 <https://en.wikibooks.org/wiki/User:Exabyte~enwikibooks>
 - 53 <https://en.wikibooks.org/w/index.php%3ftitle=User:Fabiuccio~enwikibooks&action=edit&redlink=1>
 - 54 <https://en.wikibooks.org/w/index.php%3ftitle=User:Fermun~enwikibooks&action=edit&redlink=1>
 - 55 <https://en.wikibooks.org/w/index.php%3ftitle=User:Ferranti~enwikibooks&action=edit&redlink=1>
 - 56 <https://en.wikibooks.org/w/index.php%3ftitle=User:Fishpi&action=edit&redlink=1>
 - 57 <https://en.wikibooks.org/w/index.php%3ftitle=User:Furbo&action=edit&redlink=1>
 - 58 <https://en.wikibooks.org/wiki/User:Gadfium>
 - 59 <https://en.wikibooks.org/wiki/User:Geocachernemesis>
 - 60 <https://en.wikibooks.org/w/index.php%3ftitle=User:Ghiles~enwikibooks&action=edit&redlink=1>
 - 61 <https://en.wikibooks.org/wiki/User:Ghostal>
 - 62 <https://en.wikibooks.org/wiki/User:Glaisher>
 - 63 <https://en.wikibooks.org/wiki/User:Glich>
 - 64 <https://en.wikibooks.org/w/index.php%3ftitle=User:Gohliangsong&action=edit&redlink=1>
 - 65 https://en.wikibooks.org/wiki/User:Gokul_madhavan~enwikibooks
 - 66 <https://en.wikibooks.org/w/index.php%3ftitle=User:Goodysingh&action=edit&redlink=1>
 - 67 <https://en.wikibooks.org/wiki/User:Guanabot~enwikibooks>
 - 68 <https://en.wikibooks.org/w/index.php%3ftitle=User:GvR&action=edit&redlink=1>

2	H Padleckas ⁶⁹
25	Hagindaz ⁷⁰
8	HelmutLeitner ⁷¹
2	Herbythyme ⁷²
1	Hon200455 ⁷³
5	Hypergeek14 ⁷⁴
2	Hyper~enwikibooks ⁷⁵
21	Igoroisha ⁷⁶
1	Infocom~enwikibooks ⁷⁷
1	IngerAlHaosului ⁷⁸
1	Italienmoose ⁷⁹
81	JSJohnson ⁸⁰
1	Jakec ⁸¹
2	Jarombouts~enwikibooks ⁸²
1	Jclec ⁸³
1	Jeph paul ⁸⁴
333	Jguk ⁸⁵
1	Jimac ⁸⁶
1	John H, Morgan~enwikibooks ⁸⁷
21	Jomegat ⁸⁸
2	Jstewart~enwikibooks ⁸⁹
5	JustinJohnson ⁹⁰
475	Karl Wick ⁹¹
2	Karthik~enwikibooks ⁹²

69	https://en.wikibooks.org/wiki/User:H_Padleckas
70	https://en.wikibooks.org/wiki/User:Hagindaz
71	https://en.wikibooks.org/w/index.php%3ftitle=User:HelmutLeitner&action=edit&redlink=1
72	https://en.wikibooks.org/wiki/User:Herbythyme
73	https://en.wikibooks.org/w/index.php%3ftitle=User:Hon200455&action=edit&redlink=1
74	https://en.wikibooks.org/w/index.php%3ftitle=User:Hypergeek14&action=edit&redlink=1
75	https://en.wikibooks.org/w/index.php%3ftitle=User:Hyper~enwikibooks&action=edit&redlink=1
76	https://en.wikibooks.org/w/index.php%3ftitle=User:Igoroisha&action=edit&redlink=1
77	https://en.wikibooks.org/w/index.php%3ftitle=User:Infocom~enwikibooks&action=edit&redlink=1
78	https://en.wikibooks.org/w/index.php%3ftitle=User:IngerAlHaosului&action=edit&redlink=1
79	https://en.wikibooks.org/wiki/User:Italienmoose
80	https://en.wikibooks.org/wiki/User:JSJohnson
81	https://en.wikibooks.org/wiki/User:Jakec
82	https://en.wikibooks.org/w/index.php%3ftitle=User:Jarombouts~enwikibooks&action=edit&redlink=1
83	https://en.wikibooks.org/w/index.php%3ftitle=User:Jclec&action=edit&redlink=1
84	https://en.wikibooks.org/wiki/User:Jeph_paul
85	https://en.wikibooks.org/wiki/User:Jguk
86	https://en.wikibooks.org/w/index.php%3ftitle=User:Jimac&action=edit&redlink=1
87	https://en.wikibooks.org/w/index.php%3ftitle=User:John_H,_Morgan~enwikibooks&action=edit&redlink=1
88	https://en.wikibooks.org/wiki/User:Jomegat
89	https://en.wikibooks.org/w/index.php%3ftitle=User:Jstewart~enwikibooks&action=edit&redlink=1
90	https://en.wikibooks.org/w/index.php%3ftitle=User:JustinJohnson&action=edit&redlink=1
91	https://en.wikibooks.org/wiki/User:Karl_Wick
92	https://en.wikibooks.org/w/index.php%3ftitle=User:Karthik~enwikibooks&action=edit&redlink=1

- 1 Kellen⁹³
- 2 Kenmason⁹⁴
- 3 Kernigh⁹⁵
- 3 Kerowyn⁹⁶
- 5 Ketruong⁹⁷
- 1 Kiranbettadapur⁹⁸
- 3 Koavf⁹⁹
- 1 Kopiersperre¹⁰⁰
- 10 Krischik¹⁰¹
- 2 Kschneyer~enwikibooks¹⁰²
- 2 Lefty~enwikibooks¹⁰³
- 2 Leyo¹⁰⁴
- 5 Lineweaver¹⁰⁵
- 1 LlamaAl¹⁰⁶
- 3 Luca1500~enwikibooks¹⁰⁷
- 8 Luxdormiens¹⁰⁸
- 1 Mark Lewis Epstein¹⁰⁹
- 3 Mattb112885¹¹⁰
- 1 McZusatz¹¹¹
- 3 Mike Kascel¹¹²
- 2 Mike.lifeguard¹¹³
- 1 Mikemoral¹¹⁴
- 1 Mirrorblade¹¹⁵
- 2 Mjbmrbot¹¹⁶

-
- 93 <https://en.wikibooks.org/wiki/User:Kellen>
 - 94 <https://en.wikibooks.org/w/index.php%3ftitle=User:Kenmason&action=edit&redlink=1>
 - 95 <https://en.wikibooks.org/wiki/User:Kernigh>
 - 96 <https://en.wikibooks.org/wiki/User:Kerowyn>
 - 97 <https://en.wikibooks.org/w/index.php%3ftitle=User:Ketruong&action=edit&redlink=1>
 - 98 <https://en.wikibooks.org/w/index.php%3ftitle=User:Kiranbettadapur&action=edit&redlink=1>
 - 99 <https://en.wikibooks.org/wiki/User:Koavf>
 - 100 <https://en.wikibooks.org/wiki/User:Kopiersperre>
 - 101 <https://en.wikibooks.org/wiki/User:Krischik>
 - 102 <https://en.wikibooks.org/wiki/User:Kschneyer~enwikibooks>
 - 103 <https://en.wikibooks.org/w/index.php%3ftitle=User:Lefty~enwikibooks&action=edit&redlink=1>
 - 104 <https://en.wikibooks.org/wiki/User:Leyo>
 - 105 <https://en.wikibooks.org/wiki/User:Lineweaver>
 - 106 <https://en.wikibooks.org/wiki/User:LlamaAl>
 - 107 <https://en.wikibooks.org/w/index.php%3ftitle=User:Luca1500~enwikibooks&action=edit&redlink=1>
 - 108 <https://en.wikibooks.org/w/index.php%3ftitle=User:Luxdormiens&action=edit&redlink=1>
 - 109 https://en.wikibooks.org/w/index.php%3ftitle=User:Mark_Lewis_Epstein&action=edit&redlink=1
 - 110 <https://en.wikibooks.org/wiki/User:Mattb112885>
 - 111 <https://en.wikibooks.org/wiki/User:McZusatz>
 - 112 https://en.wikibooks.org/w/index.php%3ftitle=User:Mike_Kascel&action=edit&redlink=1
 - 113 <https://en.wikibooks.org/wiki/User:Mike.lifeguard>
 - 114 <https://en.wikibooks.org/wiki/User:Mikemoral>
 - 115 <https://en.wikibooks.org/w/index.php%3ftitle=User:Mirrorblade&action=edit&redlink=1>
 - 116 <https://en.wikibooks.org/wiki/User:Mjbmrbot>

- 1 Mkn¹¹⁷
- 10 Moadeeb~enwikibooks¹¹⁸
- 2 Mortense¹¹⁹
- 2 Natch~enwikibooks¹²⁰
- 1 Natuur12¹²¹
- 1 Naveenkumar¹²²
- 4 Nikhilk370¹²³
- 1 Nirmos¹²⁴
- 4 Oasisbob~enwikibooks¹²⁵
- 7 Oldthrasbarg¹²⁶
- 3 Panic2k4¹²⁷
- 1 Patrick¹²⁸
- 164 Pdavis68¹²⁹
- 1 Philmccrevace¹³⁰
- 2 Pingveno¹³¹
- 1 Porkchopmcmoose~enwikibooks¹³²
- 1 Quadalpha¹³³
- 26 QuiteUnusual¹³⁴
- 1 RMFan1¹³⁵
- 1 Rachelt~enwikibooks¹³⁶
- 1 Ram-Man¹³⁷
- 3 Rayleung2709~enwikibooks¹³⁸
- 6 RaymondSutanto¹³⁹
- 1 Rckauffman¹⁴⁰

-
- 117 <https://en.wikibooks.org/wiki/User:Mkn>
 - 118 <https://en.wikibooks.org/w/index.php%3ftitle=User:Moadeeb~enwikibooks&action=edit&redlink=1>
 - 119 <https://en.wikibooks.org/wiki/User:Mortense>
 - 120 <https://en.wikibooks.org/w/index.php%3ftitle=User:Natch~enwikibooks&action=edit&redlink=1>
 - 121 <https://en.wikibooks.org/wiki/User:Natuur12>
 - 122 <https://en.wikibooks.org/w/index.php%3ftitle=User:Naveenkumar&action=edit&redlink=1>
 - 123 <https://en.wikibooks.org/w/index.php%3ftitle=User:Nikhilk370&action=edit&redlink=1>
 - 124 <https://en.wikibooks.org/wiki/User:Nirmos>
 - 125 <https://en.wikibooks.org/w/index.php%3ftitle=User:Oasisbob~enwikibooks&action=edit&redlink=1>
 - 126 <https://en.wikibooks.org/w/index.php%3ftitle=User:Oldthrasbarg&action=edit&redlink=1>
 - 127 <https://en.wikibooks.org/wiki/User:Panic2k4>
 - 128 <https://en.wikibooks.org/wiki/User:Patrick>
 - 129 <https://en.wikibooks.org/wiki/User:Pdavis68>
 - 130 <https://en.wikibooks.org/w/index.php%3ftitle=User:Philmccrevace&action=edit&redlink=1>
 - 131 <https://en.wikibooks.org/wiki/User:Pingveno>
 - 132 <https://en.wikibooks.org/w/index.php%3ftitle=User:Porkchopmcmoose~enwikibooks&action=edit&redlink=1>
 - 133 <https://en.wikibooks.org/w/index.php%3ftitle=User:Quadalpha&action=edit&redlink=1>
 - 134 <https://en.wikibooks.org/wiki/User:QuiteUnusual>
 - 135 <https://en.wikibooks.org/w/index.php%3ftitle=User:RMFan1&action=edit&redlink=1>
 - 136 <https://en.wikibooks.org/w/index.php%3ftitle=User:Rachelt~enwikibooks&action=edit&redlink=1>
 - 137 <https://en.wikibooks.org/wiki/User:Ram-Man>
 - 138 <https://en.wikibooks.org/w/index.php%3ftitle=User:Rayleung2709~enwikibooks&action=edit&redlink=1>
 - 139 <https://en.wikibooks.org/wiki/User:RaymondSutanto>
 - 140 <https://en.wikibooks.org/w/index.php%3ftitle=User:Rckauffman&action=edit&redlink=1>

- 19 Recent Runes¹⁴¹
- 1 Reece¹⁴²
- 4 Rgarland¹⁴³
- 1 Rishava0¹⁴⁴
- 1 Ritwick.sunblade¹⁴⁵
- 76 Robert Horning¹⁴⁶
- 2 Roland1952¹⁴⁷
- 6 Rzepa¹⁴⁸
- 2 Sah002¹⁴⁹
- 2 Sairvine¹⁵⁰
- 16 Sarthaku¹⁵¹
- 1 Savh¹⁵²
- 134 Shalom Yechiel¹⁵³
- 6 Shashankmehra¹⁵⁴
- 1 Shehbaz¹⁵⁵
- 3 Somdev007~enwikibooks¹⁵⁶
- 1 Spammy¹⁵⁷
- 1 Spangineer¹⁵⁸
- 1 Spoon!¹⁵⁹
- 1 Stepa¹⁶⁰
- 1 Subwindow¹⁶¹
- 1 Suruena¹⁶²
- 2 Swift¹⁶³
- 3 Syum90¹⁶⁴
- 1 Szsullivan¹⁶⁵

¹⁴¹ https://en.wikibooks.org/wiki/User:Recent_Runes

¹⁴² <https://en.wikibooks.org/wiki/User:Reece>

¹⁴³ <https://en.wikibooks.org/w/index.php%3ftitle=User:Rgarland&action=edit&redlink=1>

¹⁴⁴ <https://en.wikibooks.org/w/index.php%3ftitle=User:Rishava0&action=edit&redlink=1>

¹⁴⁵ <https://en.wikibooks.org/w/index.php%3ftitle=User:Ritwick.sunblade&action=edit&redlink=1>

¹⁴⁶ https://en.wikibooks.org/wiki/User:Robert_Horning

¹⁴⁷ <https://en.wikibooks.org/wiki/User:Roland1952>

¹⁴⁸ <https://en.wikibooks.org/wiki/User:Rzepa>

¹⁴⁹ <https://en.wikibooks.org/w/index.php%3ftitle=User:Sah002&action=edit&redlink=1>

¹⁵⁰ <https://en.wikibooks.org/w/index.php%3ftitle=User:Sairvine&action=edit&redlink=1>

¹⁵¹ <https://en.wikibooks.org/wiki/User:Sarthaku>

¹⁵² <https://en.wikibooks.org/wiki/User:Savh>

¹⁵³ https://en.wikibooks.org/wiki/User:Shalom_Yechiel

¹⁵⁴ <https://en.wikibooks.org/w/index.php%3ftitle=User:Shashankmehra&action=edit&redlink=1>

¹⁵⁵ <https://en.wikibooks.org/w/index.php%3ftitle=User:Shehbaz&action=edit&redlink=1>

¹⁵⁶ <https://en.wikibooks.org/w/index.php%3ftitle=User:Somdev007~enwikibooks&action=edit&redlink=1>

¹⁵⁷ <https://en.wikibooks.org/wiki/User:Spammy>

¹⁵⁸ <https://en.wikibooks.org/wiki/User:Spangineer>

¹⁵⁹ <https://en.wikibooks.org/w/index.php%3ftitle=User:Spoon!&action=edit&redlink=1>

¹⁶⁰ <https://en.wikibooks.org/wiki/User:Stepa>

¹⁶¹ <https://en.wikibooks.org/w/index.php%3ftitle=User:Subwindow&action=edit&redlink=1>

¹⁶² <https://en.wikibooks.org/wiki/User:Suruena>

¹⁶³ <https://en.wikibooks.org/wiki/User:Swift>

¹⁶⁴ <https://en.wikibooks.org/wiki/User:Syum90>

¹⁶⁵ <https://en.wikibooks.org/w/index.php%3ftitle=User:Szsullivan&action=edit&redlink=1>

1 T4bits~enwikibooks¹⁶⁶
1 Tacs¹⁶⁷
4 Tannersf¹⁶⁸
2 Taxman¹⁶⁹
2 The Doc¹⁷⁰
8 Theresa knott¹⁷¹
3 Tim Topolski¹⁷²
17 Tobes00¹⁷³
2 Tom Morris¹⁷⁴
1 Trang Oul¹⁷⁵
1 Uncle G¹⁷⁶
1 UninvitedCompany¹⁷⁷
2 Van der Hoorn¹⁷⁸
6 Vanischenu¹⁷⁹
1 Vchorozopoulos¹⁸⁰
2 Vinaybio~enwikibooks¹⁸¹
1 Vishal raina90¹⁸²
1 Walkerma¹⁸³
8 Webaware¹⁸⁴
64 Whiteknight¹⁸⁵
3 Whoop whoop pull up¹⁸⁶
19 WilliamJenkins09¹⁸⁷
4 Wkpeters¹⁸⁸
2 Wutsje¹⁸⁹
13 Xania¹⁹⁰

166 <https://en.wikibooks.org/w/index.php%3ftitle=User:T4bits~enwikibooks&action=edit&redlink=1>
167 <https://en.wikibooks.org/w/index.php%3ftitle=User:Tacs&action=edit&redlink=1>
168 <https://en.wikibooks.org/wiki/User:Tannersf>
169 <https://en.wikibooks.org/wiki/User:Taxman>
170 https://en.wikibooks.org/wiki/User:The_Doc
171 https://en.wikibooks.org/wiki/User:Theresa_knott
172 https://en.wikibooks.org/w/index.php%3ftitle=User:Tim_Topolski&action=edit&redlink=1
173 <https://en.wikibooks.org/w/index.php%3ftitle=User:Tobes00&action=edit&redlink=1>
174 https://en.wikibooks.org/wiki/User:Tom_Morris
175 https://en.wikibooks.org/w/index.php%3ftitle=User:Trang_Oul&action=edit&redlink=1
176 https://en.wikibooks.org/wiki/User:Uncle_G
177 <https://en.wikibooks.org/wiki/User:UninvitedCompany>
178 https://en.wikibooks.org/wiki/User:Van_der_Hoorn
179 <https://en.wikibooks.org/w/index.php%3ftitle=User:Vanischenu&action=edit&redlink=1>
180 <https://en.wikibooks.org/wiki/User:Vchorozopoulos>
181 <https://en.wikibooks.org/w/index.php%3ftitle=User:Vinaybio~enwikibooks&action=edit&redlink=1>
182 https://en.wikibooks.org/w/index.php%3ftitle=User:Vishal_raina90&action=edit&redlink=1
183 <https://en.wikibooks.org/wiki/User:Walkerma>
184 <https://en.wikibooks.org/wiki/User:Webaware>
185 <https://en.wikibooks.org/wiki/User:Whiteknight>
186 https://en.wikibooks.org/wiki/User:Whoop_whoop_pull_up
187 <https://en.wikibooks.org/wiki/User:WilliamJenkins09>
188 <https://en.wikibooks.org/w/index.php%3ftitle=User:Wkpeters&action=edit&redlink=1>
189 <https://en.wikibooks.org/wiki/User:Wutsje>
190 <https://en.wikibooks.org/wiki/User:Xania>

- 3 Xcentaur¹⁹¹
- 1 Xerol¹⁹²
- 2 Yggdrasil~enwikibooks¹⁹³
- 1 Yikrazuul¹⁹⁴
- 1 YouShow~enwikibooks¹⁹⁵
- 1 Zollerriia¹⁹⁶
- 1 Zondor~enwikibooks¹⁹⁷

191 <https://en.wikibooks.org/wiki/User:Xcentaur>

192 <https://en.wikibooks.org/wiki/User:Xerol>

193 <https://en.wikibooks.org/wiki/User:Yggdrasil~enwikibooks>

194 <https://en.wikibooks.org/w/index.php%3ftitle=User:Yikrazuul&action=edit&redlink=1>

195 <https://en.wikibooks.org/wiki/User:YouShow~enwikibooks>

196 <https://en.wikibooks.org/wiki/User:Zollerriia>

197 <https://en.wikibooks.org/wiki/User:Zondor~enwikibooks>

List of Figures

- GFDL: Gnu Free Documentation License. <http://www.gnu.org/licenses/fdl.html>
- cc-by-sa-3.0: Creative Commons Attribution ShareAlike 3.0 License. <http://creativecommons.org/licenses/by-sa/3.0/>
- cc-by-sa-2.5: Creative Commons Attribution ShareAlike 2.5 License. <http://creativecommons.org/licenses/by-sa/2.5/>
- cc-by-sa-2.0: Creative Commons Attribution ShareAlike 2.0 License. <http://creativecommons.org/licenses/by-sa/2.0/>
- cc-by-sa-1.0: Creative Commons Attribution ShareAlike 1.0 License. <http://creativecommons.org/licenses/by-sa/1.0/>
- cc-by-2.0: Creative Commons Attribution 2.0 License. <http://creativecommons.org/licenses/by/2.0/>
- cc-by-2.0: Creative Commons Attribution 2.0 License. <http://creativecommons.org/licenses/by/2.0/deed.en>
- cc-by-2.5: Creative Commons Attribution 2.5 License. <http://creativecommons.org/licenses/by/2.5/deed.en>
- cc-by-3.0: Creative Commons Attribution 3.0 License. <http://creativecommons.org/licenses/by/3.0/deed.en>
- GPL: GNU General Public License. <http://www.gnu.org/licenses/gpl-2.0.txt>
- LGPL: GNU Lesser General Public License. <http://www.gnu.org/licenses/lgpl.html>
- PD: This image is in the public domain.
- ATTR: The copyright holder of this file allows anyone to use it for any purpose, provided that the copyright holder is properly attributed. Redistribution, derivative work, commercial use, and all other use is permitted.
- EURO: This is the common (reverse) face of a euro coin. The copyright on the design of the common face of the euro coins belongs to the European Commission. Authorised is reproduction in a format without relief (drawings, paintings, films) provided they are not detrimental to the image of the euro.
- LFK: Lizenz Freie Kunst. <http://artlibre.org/licence/lal/de>
- CFR: Copyright free use.

- EPL: Eclipse Public License. <http://www.eclipse.org/org/documents/epl-v10.php>

Copies of the GPL, the LGPL as well as a GFDL are included in chapter Licenses¹⁹⁸. Please note that images in the public domain do not require attribution. You may click on the image numbers in the following table to open the webpage of the images in your webbrowser.

¹⁹⁸ Chapter 137 on page 471

1	created by en:b:User:Karl Wick ¹⁹⁹ on en:b:Main_Page ²⁰⁰	GFDL
2	Annabel, Benjah-bmm27, JarektBot, Zscout370	
3	Theresa knott	
4	Jusjih, Karl Wick, Webaware, Whiteknight	
5	Green Giant, Karl Wick, Webaware, Whiteknight	
6	H Padleckas ²⁰¹ , H Padleckas ²⁰²	
7	Benjah-bmm27, Cwbm (commons), Daniele Pugliesi, Dbc334, JarektBot, Leyo, MGA73bot2, Maksim, Razorbliss	
8	JSJohnson	
9	JSJohnson	
10	JSJohnson	
11	JSJohnson	
12	Benjah-bmm27, Daniele Pugliesi, FrescoBot, JarektBot, Rhadamante	
13	Benjah-bmm27 ²⁰³ , Benjah-bmm27 ²⁰⁴	
14	Original uploader was Debackle481 ²⁰⁵ at en.wikibooks ²⁰⁶	PD
15	Edgar181, JarektBot, MGA73bot2, Roland1952, Shizhao, Slashme	
16	BotMultichill, Daniele Pugliesi, Emijrbot, Hazard-Bot, JarektBot, MGA73bot2, Shizhao	
17	DMacks ²⁰⁷ (talk ²⁰⁸), DMacks ²⁰⁹ (talk ²¹⁰)	PD
18	Benjah-bmm27, Daniele Pugliesi, Dexbot, Edgar181, FrescoBot, JarektBot, JuTa, NEUROtiker	
19	Karl Wick, Whiteknight, Smallru ²¹¹	
20	Ayacop, Benjah-bmm27, Dexbot, JarektBot, NEUROtiker	
21	User:Bangin ²¹² , User:Bangin ²¹³	PD
22	Joel Holdsworth (Joelholdsworth ²¹⁴), Joel Holdsworth (Joelholdsworth ²¹⁵)	PD
23	Joel Holdsworth (Joelholdsworth ²¹⁶), Joel Holdsworth (Joelholdsworth ²¹⁷)	PD

199 http://en.wikipedia.org/wiki/b:User:Karl_Wick

200 http://en.wikipedia.org/wiki/b:Main_Page

201 http://commons.wikimedia.org/wiki/User:H_Padleckas

202 https://commons.wikimedia.org/wiki/User:H_Padleckas

203 <http://commons.wikimedia.org/wiki/User:Benjah-bmm27>

204 <https://commons.wikimedia.org/wiki/User:Benjah-bmm27>

205 <http://en.wikibooks.org/wiki/en:User:Debackle481>

206 <http://en.wikibooks.org>

207 <http://commons.wikimedia.org/wiki/User:DMacks>

208 http://commons.wikimedia.org/wiki/User_talk:DMacks

209 <https://commons.wikimedia.org/wiki/User:DMacks>

210 https://commons.wikimedia.org/wiki/User_talk:DMacks

211 <https://commons.wikimedia.org/wiki/User:Smallru>

212 <http://commons.wikimedia.org/wiki/User:Bangin>

213 <https://commons.wikimedia.org/wiki/User:Bangin>

214 <http://commons.wikimedia.org/w/index.php?title=User:Joelholdsworth&action=edit&redlink=1>

215 <https://commons.wikimedia.org/w/index.php?title=User:Joelholdsworth&action=edit&redlink=1>

216 <http://commons.wikimedia.org/w/index.php?title=User:Joelholdsworth&action=edit&redlink=1>

217 <https://commons.wikimedia.org/w/index.php?title=User:Joelholdsworth&action=edit&redlink=1>

24	Yikrazuul ²¹⁸ , Yikrazuul ²¹⁹	
25	Joel Holdsworth (Joelholdsworth ²²⁰), Joel Holdsworth (Joelholdsworth ²²¹)	PD
26	Karl Wick, Webaware, Whiteknight	
27		
28	Karl Wick, Webaware, Whiteknight	
29		
30	Xeniorn	
31	Xeniorn, Isatis78 ²²²	CC-BY-SA-3.0
32	Xeniorn	
33	Xeniorn, Isatis78 ²²³	CC-BY-SA-3.0
34		
35	Xeniorn, Isatis78 ²²⁴	CC-BY-SA-3.0
36	Xeniorn	
37	Emijrpbot, Hazard-Bot, Hystrix, JarektBot, Kam Solusar, Roland1952, K	
38	Jü ²²⁵ , Jü ²²⁶	PD
39	Puppy8800 ²²⁷	
40	Mark91 ²²⁸ , Mark91 ²²⁹	CC-BY-SA-3.0
41	Ben Mills	
42	Ben Mills	
43	NEUROtiker ²³⁰ ⇒ ²³¹ , NEUROtiker ²³² ⇒ ²³³	PD
44	BMacZero ²³⁴ , BMacZero ²³⁵	PD
45	Green Giant, Karl Wick, Webaware, Whiteknight	
46	Green Giant, Karl Wick, Webaware, Whiteknight	
47	Green Giant, Karl Wick, Webaware, Whiteknight	
48	Green Giant, Karl Wick, Webaware, Whiteknight	
49	Green Giant, Karl Wick, Webaware, Whiteknight	
50	Green Giant, Karl Wick, Webaware, Whiteknight	
51	Green Giant, Karl Wick, Webaware, Whiteknight	
52	Green Giant, Karl Wick, Webaware, Whiteknight	
53	Green Giant, Karl Wick, Whiteknight	

218 <http://commons.wikimedia.org/wiki/User:Yikrazuul>

219 <https://commons.wikimedia.org/wiki/User:Yikrazuul>

220 <http://commons.wikimedia.org/w/index.php?title=User:Joelholdsworth&action=edit&redlink=1>

221 <https://commons.wikimedia.org/w/index.php?title=User:Joelholdsworth&action=edit&redlink=1>

222 <https://commons.wikimedia.org/w/index.php?title=User:Isatis78&action=edit&redlink=1>

223 <https://commons.wikimedia.org/w/index.php?title=User:Isatis78&action=edit&redlink=1>

224 <https://commons.wikimedia.org/w/index.php?title=User:Isatis78&action=edit&redlink=1>

225 <http://commons.wikimedia.org/wiki/User:J%C3%BC>

226 <https://commons.wikimedia.org/wiki/User:J%C3%BC>

227 <http://zh.wikipedia.org/wiki/User:Puppy8800>

228 <http://commons.wikimedia.org/wiki/User:Mark91>

229 <https://commons.wikimedia.org/wiki/User:Mark91>

230 <http://commons.wikimedia.org/wiki/User:NEUROtiker>

231 http://commons.wikimedia.org/wiki/User_talk:NEUROtiker

232 <https://commons.wikimedia.org/wiki/User:NEUROtiker>

233 https://commons.wikimedia.org/wiki/User_talk:NEUROtiker

234 <http://commons.wikimedia.org/wiki/User:BMacZero>

235 <https://commons.wikimedia.org/wiki/User:BMacZero>

54	NEUROtiker ²³⁶ ⇒ ²³⁷ , NEUROtiker ²³⁸ ⇒ ²³⁹	PD
55	Arrowsmaster ²⁴⁰ , Arrowsmaster ²⁴¹	PD
56	Karl Wick, Sundance Raphael, Webaware, Whiteknight	
57		
58	Karl Wick, Sundance Raphael, Webaware, Whiteknight	
59	Karl Wick, Sundance Raphael, Webaware, Whiteknight	
60	Karl Wick, Sundance Raphael, Webaware, Whiteknight	
61	Karl Wick, Webaware, Whiteknight	
62	Green Giant, Karl Wick, Webaware, Whiteknight	
63	Green Giant, Karl Wick, Webaware, Whiteknight	
64	Green Giant, Karl Wick, Webaware, Whiteknight	
65	Karl Wick, Sundance Raphael, Webaware, Whiteknight	
66	Green Giant, Karl Wick, Webaware, Whiteknight	
67	Green Giant, Karl Wick, Webaware, Whiteknight	
68	Green Giant, Karl Wick, Webaware, Whiteknight	
69	Green Giant, Karl Wick, Webaware, Whiteknight	
70		
71	NEUROtiker ²⁴² , NEUROtiker ²⁴³	PD
72	Ewen	
73	Ewen	
74	Darklama, Karl Wick, Webaware, Whiteknight	
75	Karl Wick, Sundance Raphael, Webaware, Whiteknight	
76	V8rik ²⁴⁴	GFDL
77	Benjah-bmm27, H Padleckas, HenkvD, JaGa, JarektBot, Samulili	
78	Benjah-bmm27, H Padleckas, HenkvD, JaGa, JarektBot, Samulili	
79	Calvero.	
80	Calvero.	
81		
82	en:User:Slashme ²⁴⁵	CC-BY-SA-3.0
83	Roland Mattern	PD
84	Benjah-bmm27, Edgar181, JarektBot, Master Uegly	
85	Benjah-bmm27, Edgar181, JarektBot, Master Uegly, Wesal- ius	
86	Benjah-bmm27, Edgar181, JarektBot	
87	Benjah-bmm27, Edgar181, JarektBot	
88	Benjah-bmm27, Edgar181, JarektBot	
89	Benjah-bmm27, Edgar181, JarektBot	
90	Aloneinthewild, Duesentrieb, HenkvD, JarektBot, Orgul- lobot, Samulili, Termi commonswiki	

236 <http://commons.wikimedia.org/wiki/User:NEUROtiker>

237 http://commons.wikimedia.org/wiki/User_talk:NEUROtiker

238 <https://commons.wikimedia.org/wiki/User:NEUROtiker>

239 https://commons.wikimedia.org/wiki/User_talk:NEUROtiker

240 <http://commons.wikimedia.org/wiki/User:Arrowsmaster>

241 <https://commons.wikimedia.org/wiki/User:Arrowsmaster>

242 <http://commons.wikimedia.org/wiki/User:NEUROtiker>

243 <https://commons.wikimedia.org/wiki/User:NEUROtiker>

244 <http://en.wikipedia.org/wiki/User:V8rik>

245 <http://en.wikipedia.org/wiki/User:Slashme>

91		
92	Lineweaver	
93	Morivert ²⁴⁶ , Morivert ²⁴⁷	
94	NEUROtiker ²⁴⁸ , NEUROtiker ²⁴⁹	PD
95	User:Paginazero ²⁵⁰ , User:Paginazero ²⁵¹	PD
96	Aloneinthewild, Duesentrieb, HenkvD, JarektBot, Orgullobot, Samulili, Termi commonswiki	
97	Benjah-bmm27, Incnis Mrsi, JarektBot, PatríciaR	
98	Aloneinthewild, AngelHerraez, Benjah-bmm27, JarektBot	
99	Doit commonswiki, EDUCA33E, Emijrpbot, Fffred commonswiki, Inductiveload	
100	Rogilbert	
101	Unknown	CC-BY-SA-3.0
102	V8rik ²⁵²	GFDL
103	Ewen	
104	Ewen	
105	The original uploader was Gbleem ²⁵³ at English Wikipedia ²⁵⁴	PD
106	The original uploader was Mykhal ²⁵⁵ at English Wikipedia ²⁵⁶	PD
107	Unknown	CC-BY-SA-3.0
108	User:Rob Hooft ²⁵⁷ , User:Rob Hooft ²⁵⁸	GFDL
109	Edgar181, JarektBot, MGA73bot2, PatríciaR, Rob Hooft	
110	User:Rob Hooft ²⁵⁹ , User:Rob Hooft ²⁶⁰	GFDL
111	Aloneinthewild, BotMultichill, Edgar181, JarektBot, MGA73bot2, Rob Hooft	
112	Ben ²⁶¹ ; Yikrazuul ²⁶² , Ben ²⁶³ ; Yikrazuul ²⁶⁴	
113	BorisTM, Conscious, Daniele Pugliesi, Edgar181, Emijrpbot, Hazard-Bot, JarektBot, K!roman, MGA73bot2, Matthias M., PatríciaR	
114	Wikimuzg ²⁶⁵ , Wikimuzg ²⁶⁶	GFDL

246 <http://commons.wikimedia.org/w/index.php?title=User:Morivert&action=edit&redlink=1>

247 <https://commons.wikimedia.org/w/index.php?title=User:Morivert&action=edit&redlink=1>

248 <http://commons.wikimedia.org/wiki/User:NEUROtiker>

249 <https://commons.wikimedia.org/wiki/User:NEUROtiker>

250 <http://commons.wikimedia.org/wiki/User:Paginazero>

251 <https://commons.wikimedia.org/wiki/User:Paginazero>

252 <http://en.wikipedia.org/wiki/User:V8rik>

253 <http://en.wikipedia.org/wiki/User:Gbleem>

254 <http://en.wikipedia.org/wiki/>

255 <http://en.wikipedia.org/wiki/User:Mykhal>

256 <http://en.wikipedia.org/wiki/>

257 http://commons.wikimedia.org/wiki/User:Rob_Hooft

258 https://commons.wikimedia.org/wiki/User:Rob_Hooft

259 http://commons.wikimedia.org/wiki/User:Rob_Hooft

260 https://commons.wikimedia.org/wiki/User:Rob_Hooft

261 <http://commons.wikimedia.org/wiki/User:Benjah-bmm27>

262 <http://commons.wikimedia.org/wiki/User:Yikrazuul>

263 <https://commons.wikimedia.org/wiki/User:Benjah-bmm27>

264 <https://commons.wikimedia.org/wiki/User:Yikrazuul>

265 <http://commons.wikimedia.org/w/index.php?title=User:Wikimuzg&action=edit&redlink=1>

266 <https://commons.wikimedia.org/w/index.php?title=User:Wikimuzg&action=edit&redlink=1>

115	BorisTM, Edgar181, EugeneZelenko, Geierunited commonswiki, JarektBot, MGA73bot2, Samulili	
116	Fabiuccio enwikibooks	
117	Original uploader was Karl Wick ²⁶⁷ at en.wikibooks ²⁶⁸	PD
118	Darklama, Green Giant, Karl Wick, Webaware, Whiteknight	
119	Green Giant, Karl Wick, Webaware, Whiteknight	
120	Karl Wick ²⁶⁹ at English Wikibooks ²⁷⁰	PD
121	Original uploader was Ghostal ²⁷¹ at en.wikibooks ²⁷²	PD
122	Original uploader was Ghostal ²⁷³ at en.wikibooks ²⁷⁴	PD
123	NEUROtiker ²⁷⁵ , NEUROtiker ²⁷⁶	PD
124	Original uploader was Ghostal ²⁷⁷ at en.wikibooks ²⁷⁸	PD
125	Edgar181 ²⁷⁹ , Edgar181 ²⁸⁰	
126	Darklama, Ghostal, Webaware	
127	Fabartus, Ghostal, Webaware	
128	Ghostal, Webaware	
129	Ghostal, Webaware	
130	Ghostal, Webaware	
131	Mark Sevecka ²⁸¹ with ISIS Draw(TM)	PD
132	Pete Davis	
133	Pete Davis	
134	Pete Davis	
135	Pete Davis	
136	Pete Davis	
137	Pete Davis	
138	Pete Davis	
139	Pete Davis	
140	Pete Davis	
141	Pete Davis	
142	Pete Davis	
143	Benjah-bmm27, H Padleckas, HenkvD, JaGa, JarektBot, Samulili	
144	Benjah-bmm27, H Padleckas, HenkvD, JaGa, JarektBot, Samulili	
145	Benjah-bmm27, H Padleckas, HenkvD, JaGa, JarektBot, Samulili	

²⁶⁷ http://en.wikibooks.org/wiki/en:User:Karl_Wick

²⁶⁸ <http://en.wikibooks.org>

²⁶⁹ http://en.wikibooks.org/wiki/User:Karl_Wick

²⁷⁰ <http://en.wikibooks.org/wiki/>

²⁷¹ <http://en.wikibooks.org/wiki/en:User:Ghostal>

²⁷² <http://en.wikibooks.org>

²⁷³ <http://en.wikibooks.org/wiki/en:User:Ghostal>

²⁷⁴ <http://en.wikibooks.org>

²⁷⁵ <http://commons.wikimedia.org/wiki/User:NEUROtiker>

²⁷⁶ <https://commons.wikimedia.org/wiki/User:NEUROtiker>

²⁷⁷ <http://en.wikibooks.org/wiki/en:User:Ghostal>

²⁷⁸ <http://en.wikibooks.org>

²⁷⁹ <http://commons.wikimedia.org/wiki/User:Edgar181>

²⁸⁰ <https://commons.wikimedia.org/wiki/User:Edgar181>

²⁸¹ <http://de.wikipedia.org/wiki/User:Msevecka>

146	Benjah-bmm27, H Padleckas, HenkvD, JaGa, JarektBot, Samulili	
147	Pete Davis	
148	Pete Davis	
149	Pete Davis	
150	Pete Davis	
151	Pete Davis	
152	Pete Davis	
153	Pete Davis	
154	Pete Davis	
155	Pete Davis	
156	Pete Davis	
157	Benjah-bmm27, Bilderbot, Emijrpbot, MGA73bot2, Nyttend, Rhadamante, YaCBot	
158	Pdavis68	
159	Pdavis68	
160	Pdavis68	
161	Fabiuccio enwikibooks	
162	Pete Davis	
163	Pdavis68	
164	Darklama, Hyper enwikibooks	
165	NEUROtiker ²⁸² , NEUROtiker ²⁸³	PD
166	user:Vyacheslav Nasretdinov ²⁸⁴ , user:Vyacheslav Nasretdinov ²⁸⁵	PD
167	Pete Davis	
168	Pete Davis	
169	H Padleckas ²⁸⁶	GFDL
170	V8rik ²⁸⁷	
171	V8rik ²⁸⁸	
172	Az1568, DenLianda enwikibooks, Webaware	
173	Az1568, DenLianda enwikibooks, Webaware	
174	BotMultichill, Conscious, David Berardan, JarektBot, Leyo, Shizhao	
175	Yikrazuul ²⁸⁹ , Yikrazuul ²⁹⁰	
176	Arrowsmaster ²⁹¹ , Arrowsmaster ²⁹²	PD
177	Basvb, Benjah-bmm27, Dexbot, Edgar181, Emijrpbot, EugeneZelenko, Hystrix, JarektBot	

282 <http://commons.wikimedia.org/wiki/User:NEUROtiker>

283 <https://commons.wikimedia.org/wiki/User:NEUROtiker>

284 http://commons.wikimedia.org/w/index.php?title=User:Vyacheslav_Nasretdinov&action=edit&redlink=1

285 https://commons.wikimedia.org/w/index.php?title=User:Vyacheslav_Nasretdinov&action=edit&redlink=1

286 http://en.wikipedia.org/wiki/User:H_Padleckas

287 <http://en.wikipedia.org/wiki/User:V8rik>

288 <http://en.wikipedia.org/wiki/User:V8rik>

289 <http://commons.wikimedia.org/wiki/User:Yikrazuul>

290 <https://commons.wikimedia.org/wiki/User:Yikrazuul>

291 <http://commons.wikimedia.org/wiki/User:Arrowsmaster>

292 <https://commons.wikimedia.org/wiki/User:Arrowsmaster>

178	Basvb, Benjah-bmm27, Emijrpbob, EugeneZelenko, Guybrush Threepwood, Hazard-Bot, Hystrix, JarektBot, Kopiersperre, Nothingserious	
179	Benjah-bmm27, BotMultichill, Cwbn (commons)	
180	Original uploader was Hyper ²⁹³ at en.wikibooks ²⁹⁴	PD
181	BenFrantzDale commonswiki, Benjah-bmm27, Hazard-Bot, JarektBot, Kerina yin, SchlurcheBot, K	
182	<ul style="list-style-type: none"> • Ozonolysis.png²⁹⁵: Chemistorge • derivative work: Chemistorge²⁹⁶ (talk²⁹⁷) • Ozonolysis.png²⁹⁸: Chemistorge • derivative work: Chemistorge²⁹⁹ (talk³⁰⁰) 	CC-BY-2.5
183	BotMultichill, BotMultichillT, Edgar181, JarektBot, Kur-gus, MGA73bot2, Rob Hooft, SieBot	
184	Toby Phillips ³⁰¹ , Toby Phillips ³⁰²	
185	Gentgeen, Karl Wick, Neoptolemus, Webaware	
186	Sah002	
187	Adrignola, Cfromber	
188	Adrignola, Cfromber	
189	Cfromber	
190	Cfromber	
191	Cfromber	
192	Cfromber	
193	Bilderbot, BotMultichill, Cwbn (commons), Emijrpbob, Ewen, Grimlock, Hazard-Bot, JarektBot, MGA73bot2, Matthias M., OGREBot	
194	Danh ³⁰³ , Danh ³⁰⁴	GFDL

²⁹³ <http://en.wikibooks.org/wiki/en:User:Hyper>

²⁹⁴ <http://en.wikibooks.org>

²⁹⁵ <http://commons.wikimedia.org/wiki/File:Ozonolysis.png>

²⁹⁶ <http://commons.wikimedia.org/w/index.php?title=User:Chemistorge&action=edit&redlink=1>

²⁹⁷ http://commons.wikimedia.org/w/index.php?title=User_talk:Chemistorge&action=edit&redlink=1

²⁹⁸ <https://commons.wikimedia.org/wiki/File:Ozonolysis.png>

²⁹⁹ <https://commons.wikimedia.org/w/index.php?title=User:Chemistorge&action=edit&redlink=1>

³⁰⁰ https://commons.wikimedia.org/w/index.php?title=User_talk:Chemistorge&action=edit&redlink=1

³⁰¹ <http://commons.wikimedia.org/w/index.php?title=User:Tobes00&action=edit&redlink=1>

³⁰² <https://commons.wikimedia.org/w/index.php?title=User:Tobes00&action=edit&redlink=1>

³⁰³ <http://commons.wikimedia.org/wiki/User:Danh>

³⁰⁴ <https://commons.wikimedia.org/wiki/User:Danh>

195	<ul style="list-style-type: none"> • File:-TableImage.svg³⁰⁵: Bastique³⁰⁶ • File:-TableImage.png³⁰⁷: Maveric149³⁰⁸ • <i>derivative work</i> : Adrignola³⁰⁹ , • File:-TableImage.svg³¹⁰: Bastique³¹¹ • File:-TableImage.png³¹²: Maveric149³¹³ • <i>derivative work</i> : Adrignola³¹⁴ 	GFDL
196	Aloneinthewild, Benjah-bmm27, JarektBot, MGA73bot2, Polimerek	
197	Benjah-bmm27, HenkvD, JarektBot, MGA73bot2, Polimerek	
198	JarektBot, MGA73bot2, Polimerek, Walkerma, K	
199	Benjah-bmm27, JarektBot, MGA73bot2, Polimerek, Walkerma, K	
200	CommonsDelinker, Edgar181, Fred the Oyster, Leyo	
201	Benjah-bmm27, Emijrpbob, Hazard-Bot, JarektBot, MGA73bot2, Polimerek	
202	Benjah-bmm27, Daniele Pugliesi, JarektBot, MGA73bot2, Polimerek, Walkerma, K	
203	FSII, JarektBot, Karelj, Nanotube7 commonswiki, Rhadamante, Werckmeister, ☒☒☒ robot	
204	Benjah-bmm27, JarektBot, MGA73bot2, Polimerek, Walkerma	
205	Original uploader was Oks ³¹⁵ at it.wikipedia ³¹⁶	
206	Original uploader was JSJohnson ³¹⁷ at en.wikibooks ³¹⁸	
207	Original uploader was JSJohnson ³¹⁹ at en.wikibooks ³²⁰	
208	JSJohnson	
209	Xeniorn	
210	Carhas0 enwikibooks	
211	Xeniorn, Isatis78 ³²¹	CC-BY-SA-3.0
212	Xeniorn, Isatis78 ³²²	CC-BY-SA-3.0

305 <http://commons.wikimedia.org/wiki/File:-TableImage.svg>

306 <http://commons.wikimedia.org/wiki/User:Bastique>

307 <http://commons.wikimedia.org/w/index.php?title=File:-TableImage.png&action=edit&redlink=1>

308 <http://en.wikipedia.org/wiki/User:Maveric149>

309 <http://commons.wikimedia.org/wiki/User:Adrignola>

310 <https://commons.wikimedia.org/wiki/File:-TableImage.svg>

311 <https://commons.wikimedia.org/wiki/User:Bastique>

312 <https://commons.wikimedia.org/w/index.php?title=File:-TableImage.png&action=edit&redlink=1>

313 <http://en.wikipedia.org/wiki/User:Maveric149>

314 <https://commons.wikimedia.org/wiki/User:Adrignola>

315 <http://it.wikipedia.org/wiki/User:Oks>

316 <http://it.wikipedia.org>

317 <http://en.wikibooks.org/wiki/en:User:JSJohnson>

318 <http://en.wikibooks.org>

319 <http://en.wikibooks.org/wiki/en:User:JSJohnson>

320 <http://en.wikibooks.org>

321 <https://commons.wikimedia.org/w/index.php?title=User:Isatis78&action=edit&redlink=1>

322 <https://commons.wikimedia.org/w/index.php?title=User:Isatis78&action=edit&redlink=1>

213	Fabiuccio enwikibooks	
214	Karl Wick, Whiteknight	
215	JSJohnson	
216	Az1568, Oasisbob enwikibooks	
217	Az1568, Oasisbob enwikibooks	
218	Az1568, Oasisbob enwikibooks	
219	Aloneinthewild, Benjah-bmm27, JarektBot	
220	Benjah-bmm27, Bvs-aca, Emijrpbot, EugeneZelenko, Hazard-Bot, JarektBot, Kw0	
221	Benjah-bmm27 ³²³ (talk ³²⁴ · contribs ³²⁵), Benjah-bmm27 ³²⁶ (talk ³²⁷ · contribs ³²⁸)	
222	Ben Mills	
223	Ben Mills ³²⁹ , Ben Mills ³³⁰	
224	Benjah-bmm27 ³³¹ , Benjah-bmm27 ³³²	
225	Chanueting, Hystrix, JarektBot, Jynto	
226	SVG version by Patricia.fidi ³³³ , SVG version by Patricia.fidi ³³⁴	
227	Sarregouset ³³⁵ (Talk) ³³⁶ , Sarregouset ³³⁷ (Talk) ³³⁸	GFDL
228	Benjah-bmm27, Bryan Derksen, Edgar181, JarektBot	
229	Calvero.	PD
230	Yikrazuul ³³⁹ ; Sarregouset ³⁴⁰ (Talk) ³⁴¹ , Yikrazuul ³⁴² ; Sarregouset ³⁴³ (Talk) ³⁴⁴	PD
231	Aloneinthewild, Basvb, Benjah-bmm27, Dryke, Emijrpbot, EugeneZelenko, Hazard-Bot, JarektBot, Rhadamante, SteinsplitterBot	
232	Ed (Edgar181 ³⁴⁵), Ed (Edgar181 ³⁴⁶)	
233	1989, Benjah-bmm27, JarektBot, Jynto, RobertLechner	
234	Benjah-bmm27, Edgar181, Esquilo, JarektBot	

323 <http://commons.wikimedia.org/wiki/User:Benjah-bmm27>

324 http://commons.wikimedia.org/wiki/User_talk:Benjah-bmm27

325 <http://commons.wikimedia.org/wiki/Special:Contributions/Benjah-bmm27>

326 <https://commons.wikimedia.org/wiki/User:Benjah-bmm27>

327 https://commons.wikimedia.org/wiki/User_talk:Benjah-bmm27

328 <https://commons.wikimedia.org/wiki/Special:Contributions/Benjah-bmm27>

329 <http://commons.wikimedia.org/wiki/User:Benjah-bmm27>

330 <https://commons.wikimedia.org/wiki/User:Benjah-bmm27>

331 <http://commons.wikimedia.org/wiki/User:Benjah-bmm27>

332 <https://commons.wikimedia.org/wiki/User:Benjah-bmm27>

333 <http://commons.wikimedia.org/wiki/User:Patricia.fidi>

334 <https://commons.wikimedia.org/wiki/User:Patricia.fidi>

335 <http://commons.wikimedia.org/wiki/User:Sarregouset>

336 http://commons.wikimedia.org/wiki/User_talk:Sarregouset

337 <https://commons.wikimedia.org/wiki/User:Sarregouset>

338 https://commons.wikimedia.org/wiki/User_talk:Sarregouset

339 <http://commons.wikimedia.org/wiki/User:Yikrazuul>

340 <http://commons.wikimedia.org/wiki/User:Sarregouset>

341 http://commons.wikimedia.org/wiki/User_talk:Sarregouset

342 <https://commons.wikimedia.org/wiki/User:Yikrazuul>

343 <https://commons.wikimedia.org/wiki/User:Sarregouset>

344 https://commons.wikimedia.org/wiki/User_talk:Sarregouset

345 http://commons.wikimedia.org/wiki/User_talk:Edgar181

346 https://commons.wikimedia.org/wiki/User_talk:Edgar181

235	Basvb, Benjah-bmm27, Emijrpbob, EugeneZelenko, Hazard-Bot, JarektBot, KlaudiuMihaila, Rhadamante	
236	Benjah-bmm27, Cwbm (commons), Edgar181, JarektBot, Jynto, Leyo	
237	Basvb, Benjah-bmm27, Emijrpbob, EugeneZelenko, Hazard-Bot, JarektBot, KlaudiuMihaila, Rhadamante	
238	User Cacycle ³⁴⁷ on en.wikipedia ³⁴⁸	GFDL
239	Benjah-bmm27, Edgar181, JarektBot	
240	Benjah-bmm27 ³⁴⁹ , Benjah-bmm27 ³⁵⁰	
241	Basvb, Benjah-bmm27, Dryke, EugeneZelenko, Hystrix, JarektBot	
242	Benjah-bmm27 ³⁵¹ , Benjah-bmm27 ³⁵²	
243	IngerAlHaosului ³⁵³ , IngerAlHaosului ³⁵⁴	
244	Benjah-bmm27, JarektBot, Rhadamante	
245	Benjah-bmm27, JarektBot, RobertLechner	
246	Basvb, Benjah-bmm27, Daniele Pugliesi, Emijrpbob, EugeneZelenko, Hazard-Bot, JarektBot, Jynto	
247	Basvb, Benjah-bmm27, Emijrpbob, EugeneZelenko, Hazard-Bot, JarektBot, Jynto	
248	Benjah-bmm27, Cwbm (commons), JarektBot, Mikayé	
249	converted to svg by -- De.Nobelium ³⁵⁵ , converted to svg by -- De.Nobelium ³⁵⁶	
250	Benjah-bmm27, Bryan Derksen, Calvero, Dryke, Haneluya, Interiot commonswiki, JarektBot, Samulili	
251		
252	Aloneinthewild, Basvb, Benjah-bmm27, Edgar181, Emijrpbob, EugeneZelenko, Hazard-Bot, JarektBot	
253	Aloneinthewild, Basvb, Benjah-bmm27, Edgar181, Emijrpbob, EugeneZelenko, Hazard-Bot, JarektBot, Walkerma	
254	Ben Mills	
255	Basvb, Benjah-bmm27, Emijrpbob, EugeneZelenko, Hazard-Bot, Hystrix, JarektBot	
256	No machine readable author provided. Mysid ³⁵⁷ assumed (based on copyright claims)., No machine readable author provided. Mysid ³⁵⁸ assumed (based on copyright claims).	GFDL
257	Basvb, Benjah-bmm27, Edgar181, Emijrpbob, EugeneZelenko, Hazard-Bot, JarektBot, Sarregouset	
258	Basvb, Benjah-bmm27, Emijrpbob, EugeneZelenko, Hazard-Bot, JarektBot, Kw0, Maciejo93, Mixtures, Sarregouset	

³⁴⁷ <http://en.wikipedia.org/wiki/User:Cacycle>

³⁴⁸ <http://en.wikipedia.org>

³⁴⁹ <http://commons.wikimedia.org/wiki/User:Benjah-bmm27>

³⁵⁰ <https://commons.wikimedia.org/wiki/User:Benjah-bmm27>

³⁵¹ <http://commons.wikimedia.org/wiki/User:Benjah-bmm27>

³⁵² <https://commons.wikimedia.org/wiki/User:Benjah-bmm27>

³⁵³ <http://commons.wikimedia.org/wiki/User:IngerAlHaosului>

³⁵⁴ <https://commons.wikimedia.org/wiki/User:IngerAlHaosului>

³⁵⁵ <http://commons.wikimedia.org/wiki/User:De.Nobelium>

³⁵⁶ <https://commons.wikimedia.org/wiki/User:De.Nobelium>

³⁵⁷ <http://commons.wikimedia.org/wiki/User:Mysid>

³⁵⁸ <https://commons.wikimedia.org/wiki/User:Mysid>

259	Benjah-bmm27, JarektBot	
260	Benjah-bmm27, JarektBot	
261		
262	Basvb, Benjah-bmm27, Edgar181, Emijrpbob, EugeneZelenko, Hazard-Bot, JarektBot, Jynto	
263	Basvb, Benjah-bmm27, Dryke, Emijrpbob, EugeneZelenko, Hazard-Bot, JarektBot, Jynto	
264		
265	Basvb, Benjah-bmm27, Emijrpbob, EugeneZelenko, Fvasconcellos, Hazard-Bot, Hystrix, JarektBot, Luigi Chiesa	
266	Aloneinthewild, Basvb, Benjah-bmm27, Edgar181, Emijrpbob, EugeneZelenko, Hazard-Bot, JarektBot, Perhelion	
267		
268	Basvb, Benjah-bmm27, Emijrpbob, EugeneZelenko, Hazard-Bot, Hystrix, JarektBot	
269	Benjah-bmm27, BotMultichill, Cwbm (commons)	
270		
271	JarektBot, Kw0, MGA73bot2, Samulili, K	
272	Basvb, Benjah-bmm27, Edgar181, EugeneZelenko, Hazard-Bot, Hystrix, JarektBot, SchlurcheBot	
273	Cwbm (commons), Edgar181, Istvánka, JarektBot, N-regen, Panoramix303, SalomonCeb	
274	Benjah-bmm27, JarektBot	
275	Basvb, Benjah-bmm27, EugeneZelenko, Hazard-Bot, JarektBot, Jynto, Rhadamante, SchlurcheBot	
276	Basvb, Benjah-bmm27, Edgar181, Emijrpbob, EugeneZelenko, Hazard-Bot, JarektBot	
277	http://en.wikipedia.org/wiki/User:Edgar181	
278		
279	Benjah-bmm27, Hystrix, JarektBot, Rhadamante, Sarregouset	
280		
281	Benjah-bmm27, JarektBot, Jynto	
282		
283	Benjah-bmm27, Edgar181, JarektBot	
284	Benjah-bmm27, JarektBot, Jynto	
285	Benjah-bmm27, JarektBot, RobertLechner	
286	Ben Mills	
287	1989, Basvb, Benjah-bmm27, Edgar181, Emijrpbob, EugeneZelenko, Hazard-Bot, JarektBot, Luigi Chiesa	
288		
289		
290		
291	Benjah-bmm27, Edgar181, Hystrix, JarektBot	
292	http://en.wikipedia.org/wiki/User:Edgar181	
293	Aloneinthewild, Basvb, Benjah-bmm27, Edgar181, Emijrpbob, EugeneZelenko, Hazard-Bot, JarektBot, Vladsinger	
294	Benjah-bmm27, Edgar181, JarektBot, MGA73bot2, K	

295	Benjah-bmm27 ³⁵⁹ , Benjah-bmm27 ³⁶⁰	PD
296		
297		
298		
299	Basvb, Benjah-bmm27, Bryan Derksen, Edgar181, Emi-jrpbot, EugeneZelenko, Grendelkhan, Hazard-Bot, Hystrix, JarektBot	
300	Benjah-bmm27 ³⁶¹ , Benjah-bmm27 ³⁶²	
301	Moadeeb ³⁶³ , Moadeeb ³⁶⁴	
302	Gentgeen, Karl Wick, Neoptolemus, Webaware	

359 <http://commons.wikimedia.org/wiki/User:Benjah-bmm27>

360 <https://commons.wikimedia.org/wiki/User:Benjah-bmm27>

361 <http://commons.wikimedia.org/wiki/User:Benjah-bmm27>

362 <https://commons.wikimedia.org/wiki/User:Benjah-bmm27>

363 <http://commons.wikimedia.org/w/index.php?title=User:Moadeeb&action=edit&redlink=1>

364 <https://commons.wikimedia.org/w/index.php?title=User:Moadeeb&action=edit&redlink=1>

137 Licenses

137.1 GNU GENERAL PUBLIC LICENSE

Version 3, 29 June 2007

Copyright © 2007 Free Software Foundation, Inc. <<http://fsf.org/>>

Everyone is permitted to copy and distribute verbatim copies of this license document, but changing it is not allowed. Preamble

The GNU General Public License is a free, copyleft license for software and other kinds of works.

The licenses for most software and other practical works are designed to take away your freedom to share and change the works. By contrast, the GNU General Public License is intended to guarantee your freedom to share and change all versions of a program—to make sure it remains free software for all its users. We, the Free Software Foundation, use the GNU General Public License for most of our software; it applies also to any other work released this way by its authors. You can apply it to your programs, too.

When we speak of free software, we are referring to freedom, not price. Our General Public Licenses are designed to make sure that you have the freedom to distribute copies of free software (and charge for them if you wish), that you receive source code or can get it if you want it, that you can change the software or use pieces of it in new free programs, and that you know you can do these things.

To protect your rights, we need to prevent others from denying you these rights or asking you to surrender the rights. Therefore, you have certain responsibilities if you distribute copies of the software, or if you modify it: responsibilities to respect the freedom of others.

For example, if you distribute copies of such a program, whether gratis or for a fee, you must pass on to the recipients the same freedoms that you received. You must make sure that they, too, receive or can get the source code. And you must show them these terms so they know their rights.

Developers that use the GNU GPL protect your rights with two steps: (1) assert copyright on the software, and (2) offer you this License giving you legal permission to copy, distribute and/or modify it.

For the developers' and authors' protection, the GPL clearly explains that there is no warranty for this free software. For both users' and authors' sake, the GPL requires that modified versions be marked as changed, so that their problems will not be attributed erroneously to authors of previous versions.

Some devices are designed to deny users access to install or run modified versions of the software inside them, although the manufacturer can do so. This is fundamentally incompatible with the aim of protecting users' freedom to change the software. The systematic pattern of such abuse occurs in the area of products for individuals to use, which is precisely where it is most unacceptable. Therefore, we have designed this version of the GPL to prohibit the practice for those products. If such problems arise substantially in other domains, we stand ready to extend this provision to those domains in future versions of the GPL, as needed to protect the freedom of users.

Finally, every program is threatened constantly by software patents. States should not allow patents to restrict development and use of software on general-purpose computers, but in those that do, we wish to avoid the special danger that patents applied to a free program could make it effectively proprietary. To prevent this, the GPL assures that patents cannot be used to render the program non-free.

The precise terms and conditions for copying, distribution and modification follow. TERMS AND CONDITIONS 0. Definitions.

"This License" refers to version 3 of the GNU General Public License.

"Copyright" also means copyright-like laws that apply to other kinds of works, such as semiconductor masks.

"The Program" refers to any copyrightable work licensed under this License. Each licensee is addressed as "you". "Licensees" and "recipients" may be individuals or organizations.

To "modify" a work means to copy from or adapt all or part of the work in a fashion requiring copyright permission, other than the making of an exact copy. The resulting work is called a "modified version" of the earlier work or a work "based on" the earlier work.

A "covered work" means either the unmodified Program or a work based on the Program.

To "propagate" a work means to do anything with it that, without permission, would make you directly or secondarily liable for infringement under applicable copyright law, except executing it on a computer or modifying a private copy. Propagation includes copying, distribution (with or without modification), making available to the public, and in some countries other activities as well.

To "convey" a work means any kind of propagation that enables other parties to make or receive copies. Mere interaction with a user through a computer network, with no transfer of a copy, is not conveying.

An interactive user interface displays "Appropriate Legal Notices" to the extent that it includes a convenient and prominently visible feature that (1) displays an appropriate copyright notice, and (2) tells the user that there is no warranty for the work (except to the extent that warranties are provided), that licensees may convey the work under this License, and how to view a copy of this License. If the interface presents a list of user commands or options, such as a menu, a prominent item in the list meets this criterion. 1. Source Code.

The "source code" for a work means the preferred form of the work for making modifications to it. "Object code" means any non-source form of a work.

A "Standard Interface" means an interface that either is an official standard defined by a recognized standards body, or, in the case of interfaces specified for a particular programming language, one that is widely used among developers working in that language.

The "System Libraries" of an executable work include anything, other than the work as a whole, that (a) is included in the normal form of packaging a Major Component, but which is not part of that Major Component, and (b) serves only to enable use of the work with that Major Component, or to implement a Standard Interface for which an implementation is available to the public in source code form. A "Major Component", in this context, means a major essential component (kernel, window system, and so on) of the specific operating system (if any) on which the executable work runs, or a compiler used to produce the work, or an object code interpreter used to run it.

The "Corresponding Source" for a work in object code form means all the source code needed to generate, install, and (for an executable work) run the object code and to modify the work, including scripts to control those activities. However, it does not include the work's System Libraries, or general-purpose tools or generally available free programs which are used unmodified in performing those activities but which are not part of the work. For example, Corresponding Source includes interface definition files associated with source files for the work, and the source code for shared libraries and dynamically linked subprograms that the work is specifically designed to require, such as by intimate data communication or control flow between those subprograms and other parts of the work.

The Corresponding Source need not include anything that users can regenerate automatically from other parts of the Corresponding Source.

The Corresponding Source for a work in source code form is that same work. 2. Basic Permissions.

All rights granted under this License are granted for the term of copyright on the Program, and are irrevocable provided the stated conditions are met. This License explicitly affirms your unlimited permission to run the unmodified Program. The output from running a covered work is covered by this License only if the output, given its content, constitutes a covered work. This License acknowledges your rights of fair use or other equivalent, as provided by copyright law.

You may make, run and propagate covered works that you do not convey, without conditions so long as your license otherwise remains in force. You may convey covered works to others for the sole purpose of having them make modifications exclusively for you, or provide you with facilities for running those works, provided that you comply with the terms of this License in conveying all material for which you do not control copyright. Those thus making or running the covered works for you must do so exclusively on your behalf, under your direction and control, on terms that prohibit them from making any copies of your copyrighted material outside their relationship with you.

Conveying under any other circumstances is permitted solely under the conditions stated below. Sublicensing is not allowed; section 10 makes it unnecessary. 3. Protecting Users' Legal Rights From Anti-Circumvention Law.

No covered work shall be deemed part of an effective technological measure under any applicable law fulfilling obligations under article 11 of the WIPO copyright treaty adopted on 20 December 1996, or similar laws prohibiting or restricting circumvention of such measures.

When you convey a covered work, you waive any legal power to forbid circumvention of technological measures to the extent such circumvention is effected by exercising rights under this License with respect to the covered work, and you disclaim any intention to limit operation or modification of the work as a means of enforcing, against the work's users, your or third parties' legal rights to forbid circumvention of technological measures. 4. Conveying Verbatim Copies.

You may convey verbatim copies of the Program's source code as you receive it, in any medium, provided that you conspicuously and appropriately publish on each copy an appropriate copyright notice; keep intact all notices stating that this License and any non-permissive terms added in accord with section 7 apply to the code; keep intact all notices of the absence of any warranty; and give all recipients a copy of this License along with the Program.

You may charge any price or no price for any copy that you convey, and you may offer support for a warranty protection for a fee. 5. Conveying Modified Source Versions.

You may convey a work based on the Program, or the modifications to produce it from the Program, in the form of source code under the terms of section 4, provided that you also meet all of these conditions:

* a) The work must carry prominent notices stating that you modified it, and giving a relevant date. * b) The work must carry prominent notices stating that it is released under this License and any conditions added under section 7. This requirement modifies the requirement in section 4 to "keep intact all notices". * c) You must license the entire work, as a whole, under this License to anyone who comes into possession of a copy. This License will therefore apply, along with any applicable section 7 additional terms, to the whole of the work, and all its parts, regardless of how they are packaged. This License gives no permission to license the work in any other way, but it does not invalidate such permission if you have separately received it. * d) If the work has interactive user interfaces, each must display Appropriate Legal Notices; however, if the Program has interactive interfaces that do not display Appropriate Legal Notices, your work need not make them do so.

A compilation of a covered work with other separate and independent works, which are not by their nature extensions of the covered work, and which are not combined with it such as to form a larger program, in or on a volume of a storage or distribution medium, is called an "aggregate" if the compilation and its resulting copyright are not used to limit the access or legal rights of the compilation's users beyond what the individual works permit. Inclusion of a covered work in an aggregate does not cause this License to apply to the other parts of the aggregate. 6. Conveying Non-Source Forms.

You may convey a covered work in object code form under the terms of sections 4 and 5, provided that you also convey the machine-readable Corresponding Source under the terms of this License, in one of these ways:

* a) Convey the object code in, or embodied in, a physical product (including a physical distribution medium), accompanied by the Corresponding Source fixed on a durable physical medium customarily used for software interchange. * b) Convey the object code in, or embodied in, a physical product (including a physical distribution medium), accompanied by a written offer, valid for at least three years and valid for as long as you offer spare parts or customer support for that product model, to give anyone who possesses the object code either (1) a copy of the Corresponding Source for all the software in the product that is covered by this License, on a durable physical medium customarily used for software interchange, for a price no more than your reasonable cost of physically performing this conveying of source, or (2) access to copy the Corresponding Source from a network server at no charge. * c) Convey individual copies of the object code with a copy of the written offer to provide the Corresponding Source. This alternative is allowed only occasionally and noncommercially, and only if you received the object code with such an offer, in accord with subsection 6b. * d) Convey the object code by offering access from a designated place (gratis or for a charge), and offer equivalent access to the Corresponding Source in the same way through the same place at no further charge. You need not require recipients to copy the Corresponding Source along with the object code. If the place to copy the object code is a network server, the Corresponding Source may be on a

different server (operated by you or a third party) that supports equivalent copying facilities, provided you maintain clear directions next to the object code saying where to find the Corresponding Source. Regardless of what server hosts the Corresponding Source, you remain obligated to ensure that it is available for as long as needed to satisfy these requirements. * e) Convey the object code using peer-to-peer transmission, provided you inform other peers where the object code and Corresponding Source of the work are being offered to the general public at no charge under subsection 6d.

A separable portion of the object code, whose source code is excluded from the Corresponding Source as a System Library, need not be included in conveying the object code work.

A "User Product" is either (1) a "consumer product", which means any tangible personal property which is normally used for personal, family, or household purposes, or (2) anything designed or sold for incorporation into a dwelling. In determining whether a product is a consumer product, doubtful cases shall be resolved in favor of coverage. For a particular product received by a particular user, "normally used" refers to a typical or common use of that class of product, regardless of the status of the particular user or of the way in which the particular user actually uses, or expects to use, is expected to use, the product. A product is a consumer product regardless of whether the product has substantial commercial, industrial or non-consumer uses, unless such uses represent the only significant mode of use of the product.

"Installation Information" for a User Product means any methods, procedures, authorization keys, or other information required to install and execute modified versions of a covered work in that User Product from a modified version of its Corresponding Source. The information must suffice to ensure that the continued functioning of the modified object code is in no case prevented or interfered with solely because modification has been made.

If you specify an object code under this section in, or with, or specifically for use in, a User Product, and the conveying occurs as part of a transaction in which the right of possession and use of the User Product is transferred to the recipient in perpetuity or for a fixed term (regardless of how the transaction is characterized), the Corresponding Source conveyed under this section must be accompanied by the Installation Information. But this requirement does not apply if neither you nor any third party retains the ability to install modified object code on the User Product (for example, the work has been installed in ROM).

The requirement to provide Installation Information does not include a requirement to continue to provide support service, warranty, or updates for a work that has been modified or installed by the recipient, or for the User Product in which it is installed or modified. Access to a network may be denied when the modification itself materially and adversely affects the operation of the network or violates the rules and protocols for communication across the network.

Corresponding Source conveyed, and Installation Information provided, in accord with this section must be in a format that is publicly documented (and with an implementation available to the public in source code form), and must require no special password or key for unpacking, reading or copying. 7. Additional Terms.

"Additional permissions" are terms that supplement the terms of this License by making exceptions from one or more of its conditions. Additional permissions that are applicable to the entire Program shall be treated as though they were included in this License, to the extent that they are valid under applicable law. If additional permissions apply only to part of the Program, that part may be used separately under those permissions, but the entire Program remains governed by this License without regard to the additional permissions.

When you convey a copy of a covered work, you may at your option remove any additional permissions from that copy, or from any part of it. (Additional permissions may be written to require their own removal in certain cases when you modify the work.) You may place additional permissions on material, added by you to a covered work, for which you have or can give appropriate copyright permission.

Notwithstanding any other provision of this License, for material you add to a covered work, you may (if authorized by the copyright holders of that material) supplement the terms of this License with terms:

* a) Disclaiming warranty or limiting liability differently from the terms of sections 15 and 16 of this License; or * b) Requiring preservation of specified reasonable legal notices or author attributions in that material or in the Appropriate Legal Notices displayed by works containing it; or * c) Prohibiting misrepresentation of the origin of that material, or requiring that modified versions of such material be marked in reasonable ways as different from the original version; or * d) Limiting the use for publicity purposes of names of licensors or authors of the material; or * e) Declining to grant rights under trademark law for use of some trade names, trademarks, or service marks; or * f) Requiring indemnification of licensors and authors of that material by anyone who conveys the material (or modified versions of it) with contractual assumptions of liability to the recipient, for any liability that these contractual assumptions directly impose on those licensors and authors.

All other non-permissive additional terms are considered "further restrictions" within the meaning of section 10. If the Program as you received it, or any part of it, contains a notice stating that it is governed by this License along with a term that is a further restriction, you may remove that term. If a license document contains a further restriction but permits relicensing or conveying under this License, you may add to a covered work material governed by the terms of that license document, provided that the further restriction does not survive such relicensing or conveying.

If you add terms to a covered work in accord with this section, you must place, in the relevant source files, a statement of the additional terms that apply to those files, or a notice indicating where to find the applicable terms.

Additional terms, permissive or non-permissive, may be stated in the form of a separately written license, or stated as exceptions; the above requirements apply either way. 8. Termination.

You may not propagate or modify a covered work except as expressly provided under this License. Any attempt otherwise to propagate or modify it is void, and will automatically terminate your rights under this License (including any patent licenses granted under the third paragraph of section 11).

However, if you cease all violation of this License, then your license from a particular copyright holder is reinstated (a) provisionally, unless and until the copyright holder explicitly and finally terminates

your license, and (b) permanently, if the copyright holder fails to notify you of the violation by some reasonable means prior to 60 days after the cessation.

Moreover, your license from a particular copyright holder is reinstated permanently if the copyright holder notifies you of the violation by some reasonable means, this is the first time you have received notice of violation of this License (for any work) from that copyright holder, and you cure the violation prior to 30 days after your receipt of the notice.

Termination of your rights under this section does not terminate the licenses of parties who have received copies or rights from you under this License. If your rights have been terminated and not permanently reinstated, you do not qualify to receive new licenses for the same material under section 10. 9. Acceptance Not Required for Having Copies.

You are not required to accept this License in order to receive or run a copy of the Program. Ancillary propagation of a covered work occurring solely as a consequence of using peer-to-peer transmission to receive a copy likewise does not require acceptance. However, nothing other than this License grants you permission to propagate or modify any covered work. These actions infringe copyright if you do not accept this License. Therefore, by modifying or propagating a covered work, you indicate your acceptance of this License to do so. 10. Automatic Licensing of Downstream Recipients.

Each time you convey a covered work, the recipient automatically receives a license from the original licensors, to run, modify and propagate that work, subject to this License. You are not responsible for enforcing compliance by third parties with this License.

An "entity transaction" is a transaction transferring control of an organization, or substantially all assets of one, or subdividing an organization, or merging organizations. If propagation of a covered work results from an entity transaction, each party to that transaction who receives a copy of the work also receives whatever licenses to the work the party's predecessor in interest had or could give under the previous paragraph, plus a right to possession of the Corresponding Source of the work from the predecessor in interest, if the predecessor has it or can get it with reasonable efforts.

You may not impose any further restrictions on the exercise of the rights granted or affirmed under this License. For example, you may not impose a license fee, royalty, or other charge for exercise of rights granted under this License, and you may not initiate litigation (including a cross-claim or counterclaim in a lawsuit) alleging that any patent claim is infringed by making, using, selling, offering for sale, or importing the Program or any portion of it. 11. Patents.

A "contributor" is a copyright holder who authorizes use under this License of the Program or a work on which the Program is based. The work thus licensed is called the contributor's "contributor version".

A contributor's "essential patent claims" are all patent claims owned or controlled by the contributor, whether already acquired or hereafter acquired, that would be infringed by some manner, permitted by this License, of making, using, or selling its contributor version, but do not include claims that would be infringed only as a consequence of further modification of the contributor version. For purposes of this definition, "control" includes the right to grant patent sublicenses in a manner consistent with the requirements of this License.

Each contributor grants you a non-exclusive, worldwide, royalty-free patent license under the contributor's essential patent claims, to make, use, sell, offer for sale, import and otherwise run, modify and propagate the contents of its contributor version.

In the following three paragraphs, a "patent license" is any express agreement or commitment, however denominated, not to enforce a patent (such as an express promise to practice a patent or covenant not to sue for patent infringement). To "grant" such a patent license to a party means to make such an agreement or commitment not to enforce a patent against the party.

If you convey a covered work, knowingly relying on a patent license, and the Corresponding Source of the work is not available for anyone to copy, free of charge and under the terms of this License, through a publicly available network server or other readily accessible means, then you must either (1) cause the Corresponding Source to be so available, or (2) arrange to deprive yourself of the benefit of the patent license for this particular work, or (3) arrange, in a manner consistent with the requirements of this License, to extend the patent license to downstream recipients. "Knowingly relying" means you have actual knowledge that, but for the patent license, your conveying the covered work in a country, or your recipient's use of the covered work in a country, would infringe one or more identifiable patents in that country that you have reason to believe are valid.

If, pursuant to or in connection with a single transaction or arrangement, you convey, or propagate by procuring conveyance of, a covered work, and grant a patent license to some of the parties receiving the covered work authorizing them to use, propagate, modify or convey a specific copy of the covered work, then the patent license you grant is automatically extended to all recipients of the covered work and works based on it.

A patent license is "discriminatory" if it does not include within the scope of its coverage, prohibits the exercise of, or is conditioned on the non-exercise of one or more of the rights that are specifically granted under this License. You may not convey a covered work if you are a party to an arrangement with a third party that is in the business of distributing software, under which you make payment to the third party based on the extent of your activity of conveying the work, and under which the third party grants, to any of the parties who would receive the covered work from you, a discriminatory patent license (a) in connection with copies of the covered work conveyed by you (or copies made from those copies), or (b) primarily for and in connection with specific products or compilations that contain the covered work, unless you entered into that arrangement, or that patent license was granted, prior to 28 March 2007.

Nothing in this License shall be construed as excluding or limiting any implied license or other defenses to infringement that may otherwise be available to you under applicable patent law. 12. No Surrender of Others' Freedom.

If conditions are imposed on you (whether by court order, agreement or otherwise) that contradict the conditions of this License, they do not excuse you from the conditions of this License. If you cannot convey a covered work so as to satisfy simultaneously your obligations under this License and any other pertinent obligations, then as a consequence you may not convey it at all. For example, if you agree to terms that obligate you to collect a royalty for further conveying from those to whom you convey the Program, the only way you could satisfy

both those terms and this License would be to refrain entirely from conveying the Program. 13. Use with the GNU Affero General Public License.

Notwithstanding any other provision of this License, you have permission to link or combine any covered work with a work licensed under version 3 of the GNU Affero General Public License into a single combined work, and to convey the resulting work. The terms of this License will continue to apply to the part which is the covered work, but the special requirements of the GNU Affero General Public License, section 13, concerning interaction through a network will apply to the combination as such. 14. Revised Versions of this License.

The Free Software Foundation may publish revised and/or new versions of the GNU General Public License from time to time. Such new versions will be similar in spirit to the present version, but may differ in detail to address new problems or concerns.

Each version is given a distinguishing version number. If the Program specifies that a certain numbered version of the GNU General Public License "or any later version" applies to it, you have the option of following the terms and conditions either of that numbered version or of any later version published by the Free Software Foundation. If the Program does not specify a version number of the GNU General Public License, you may choose any version ever published by the Free Software Foundation.

If the Program specifies that a proxy can decide which future versions of the GNU General Public License can be used, that proxy's public statement of acceptance of a version permanently authorizes you to choose that version for the Program.

137.2 GNU Free Documentation License

Version 1.3, 3 November 2008

Copyright © 2000, 2001, 2002, 2007, 2008 Free Software Foundation, Inc. <<http://fsf.org/>>

Everyone is permitted to copy and distribute verbatim copies of this license document, but changing it is not allowed. 0. PREAMBLE

The purpose of this License is to make a manual, textbook, or other functional and useful document "free" in the sense of freedom: to assure everyone the effective freedom to copy and redistribute it, with or without modifying it, either commercially or noncommercially. Secondly, this License preserves for the author and publisher a way to get credit for their work, while not being considered responsible for modifications made by others.

This License is a kind of "copyleft", which means that derivative works of the document must themselves be free in the same sense. It complements the GNU General Public License, which is a copyleft license designed for free software.

We have designed this License in order to use it for manuals for free software, because free software needs free documentation: a free program should come with manuals providing the same freedoms that the software does. But this License is not limited to software manuals; it can be used for any textual work, regardless of subject matter or whether it is published as a printed book. We recommend this License principally for works whose purpose is instruction or reference. 1. APPLICABILITY AND DEFINITIONS

This License applies to any manual or other work, in any medium, that contains a notice placed by the copyright holder saying it can be distributed under the terms of this License. Such a notice grants a world-wide, royalty-free license, unlimited in duration, to use that work under the conditions stated herein. The "Document", below, refers to any such manual or work. Any member of the public is a licensee, and is addressed as "you". You accept the license if you copy, modify or distribute the work in a way requiring permission under copyright law.

A "Modified Version" of the Document means any work containing the Document or a portion of it, either copied verbatim, or with modifications and/or translated into another language.

A "Secondary Section" is a named appendix or a front-matter section of the Document that deals exclusively with the relationship of the publishers or authors of the Document to the Document's overall subject (or to related matters) and contains nothing that could fall directly within that overall subject. (Thus, if the Document is in part a textbook of mathematics, a Secondary Section may not explain any mathematics.) The relationship could be a matter of historical connection with the subject or with related matters, or of legal, commercial, philosophical, ethical or political position regarding them.

The "Invariant Sections" are certain Secondary Sections whose titles are designated, as being those of Invariant Sections, in the notice that says that the Document is released under this License. If a section does not fit the above definition of Secondary then it is not allowed to be designated as Invariant. The Document may contain zero Invariant Sections. If the Document does not identify any Invariant Sections then there are none.

The "Cover Texts" are certain short passages of text that are listed, as Front-Cover Texts or Back-Cover Texts, in the notice that says that the Document is released under this License. A Front-Cover Text may be at most 5 words, and a Back-Cover Text may be at most 25 words.

A "Transparent" copy of the Document means a machine-readable copy, represented in a format whose specification is available to the general public, that is suitable for revising the document straightforwardly with generic text editors or (for images composed of pixels) generic paint programs or (for drawings) some widely available drawing editor, and that is suitable for input to text formatters or for automatic translation to a variety of formats suitable for input to text formatters. A copy made in an otherwise Transparent file format whose markup, or absence of markup, has been arranged to thwart or discourage subsequent modification by readers is not Transparent. An image format is not Transparent if used for any substantial amount of text. A copy that is not "Transparent" is called "Opaque".

Examples of suitable formats for Transparent copies include plain ASCII without markup, Texinfo input format, LaTeX input format, SGML or XML using a publicly available DTD, and standard-conforming simple HTML, PostScript or PDF designed for human modification. Examples of transparent image formats include PNG, XCF and JPG. Opaque formats include proprietary formats that can be read and edited only by proprietary word processors, SGML or XML for which the DTD and/or processing tools are not generally available, and the machine-generated HTML, PostScript or PDF produced by some word processors for output purposes only.

The "Title Page" means, for a printed book, the title page itself, plus such following pages as are needed to hold, legibly, the material this License requires to appear in the title page. For works in formats which do not have any title page as such, "Title Page" means the text near the most prominent appearance of the work's title, preceding the beginning of the body of the text.

The "publisher" means any person or entity that distributes copies of the Document to the public.

A section "Entitled XYZ" means a named subunit of the Document whose title either is precisely XYZ or contains XYZ in parentheses

Later license versions may give you additional or different permissions. However, no additional obligations are imposed on any author or copyright holder as a result of your choosing to follow a later version. 15. Disclaimer of Warranty.

THESE ARE NO WARRANTIES FOR THE PROGRAM, TO THE EXTENT PERMITTED BY APPLICABLE LAW. EXCEPT WHEN OTHERWISE STATED IN WRITING THE COPYRIGHT HOLDERS AND/OR OTHER PARTIES PROVIDE THE PROGRAM "AS IS" WITHOUT WARRANTY OF ANY KIND, EITHER EXPRESSED OR IMPLIED, INCLUDING, BUT NOT LIMITED TO, THE IMPLIED WARRANTIES OF MERCHANTABILITY AND FITNESS FOR A PARTICULAR PURPOSE. THE ENTIRE RISK AS TO THE QUALITY AND PERFORMANCE OF THE PROGRAM IS WITH YOU. SHOULD THE PROGRAM PROVE DEFECTIVE, YOU ASSUME THE COST OF ALL NECESSARY SERVICING, REPAIR OR CORRECTION. 16. Limitation of Liability.

IN NO EVENT UNLESS REQUIRED BY APPLICABLE LAW OR AGREED TO IN WRITING WILL ANY COPYRIGHT HOLDER, OR ANY OTHER PARTY WHO MODIFIES AND/OR CONVEYS THE PROGRAM AS PERMITTED ABOVE, BE LIABLE TO YOU FOR DAMAGES, INCLUDING ANY GENERAL, SPECIAL, INCIDENTAL OR CONSEQUENTIAL DAMAGES ARISING OUT OF THE USE OR INABILITY TO USE THE PROGRAM (INCLUDING BUT NOT LIMITED TO LOSS OF DATA OR DATA BEING RENDERED INACCURATE OR LOSSES SUSTAINED BY YOU OR THIRD PARTIES OR A FAILURE OF THE PROGRAM TO OPERATE WITH ANY OTHER PROGRAMS), EVEN IF SUCH HOLDER OR OTHER PARTY HAS BEEN ADVISED OF THE POSSIBILITY OF SUCH DAMAGES. 17. Interpretation of Sections 15 and 16.

following text that translates XYZ in another language. (Here XYZ stands for a specific section name mentioned below, such as "Acknowledgements", "Dedications", "Endorsements", or "History"). To "Preserve the Title" of such a section when you modify the Document means that it remains a section "Entitled XYZ" according to this definition.

The Document may include Warranty Disclaimers next to the notice which states that this License applies to the Document. These Warranty Disclaimers are considered to be included by reference in this License, but only as regards disclaiming warranties; any other implication that these Warranty Disclaimers may have is void and has no effect on the meaning of this License. 2. VERBATIM COPYING

You may copy and distribute the Document in any medium, either commercially or noncommercially, provided that this License, the copyright notices, and the license notice saying this License applies to the Document are reproduced in all copies, and that you add no other conditions whatsoever to those of this License. You may not use technical measures to obstruct or control the reading or further copying of the copies you make or distribute. However, you may accept compensation in exchange for copies. If you distribute a large enough number of copies you must also follow the conditions in section 3.

You may also lend copies, under the same conditions stated above, and you may publicly display copies. 3. COPYING IN QUANTITY

If you publish printed copies (or copies in media that commonly have printed covers) of the Document, numbering more than 100, and the Document's license notice requires Cover Texts, you must enclose the copies in covers that carry, clearly and legibly, all these Cover Texts: Front-Cover Texts on the front cover, and Back-Cover Texts on the back cover. Both covers must also clearly and legibly identify you as the publisher of these copies. The front cover must present the full title with all words of the title equally prominent and visible. You may add other material on the covers in addition. Copying with changes limited to the covers, as long as they preserve the title of the Document and satisfy these conditions, can be treated as verbatim copying in other respects.

If the required texts for either cover are too voluminous to fit legibly, you should put the first one listed (as many as fit reasonably) on the actual cover, and continue the rest onto adjacent pages.

If you publish or distribute Opaque copies of the Document numbering more than 100, you must either include a machine-readable Transparent copy along with each Opaque copy, or state in or with each Opaque copy a computer-network location from which the general networking-using public has access to download using public-standard network protocols a complete Transparent copy of the Document, free of added material. If you use the latter option, you must take reasonably prudent steps, when you begin distribution of Opaque copies in quantity, to ensure that this Transparent copy will remain thus accessible at the stated location until at least one year after the last time you distribute an Opaque copy (directly or through your agents or retailers) of that edition to the public.

It is requested, but not required, that you contact the authors of the Document well before redistributing any large number of copies, to give them a chance to provide you with an updated version of the Document. 4. MODIFICATIONS

You may copy and distribute a Modified Version of the Document under the conditions of sections 2 and 3 above, provided that you release the Modified Version precisely as the full text of the Invariant Sections and required Cover Texts given in the Document's license notice. In addition, you must do these things in the Modified Version:

- * A. Use in the Title Page (and on the covers, if any) a title distinct from that of the Document, and from those of previous versions (which should, if there were any, be listed in the History section of the Document). You may use the same title as a previous version if the original publisher of that version gives permission.
- * B. List on the Title Page, as authors, one or more persons or entities responsible for authorship of the modifications in the Modified Version, together with at least five of the principal authors of the Document (all of its principal authors, if it has fewer than five), unless they release you from this requirement.
- * C. State on the Title page the name of the publisher of the Modified Version, as the publisher.
- * D. Preserve all the copyright notices of the Document.
- * E. Add an appropriate copyright notice for your modifications adjacent to the other copyright notices.
- * F. Include, immediately after the copyright notices, a license notice giving the public permission to use the Modified Version under the terms of this License, in the form shown in the medium below.
- * G. Preserve the network location, if any, given in the Document for public access to a Transparent copy of the Document, and likewise the network locations given in the Document for previous versions if they were based on. These may be placed in the "History" section. You may omit a network location for a work that was published at least four years before the Document itself, or if the original publisher of the version it refers to gives permission.
- * K. For its section Entitled "Acknowledgements" or "Dedications", Preserve the Title of the section, and preserve in the section all the substance and tone of each of the contributor acknowledgements and/or dedications given therein.
- * L. Preserve all the Invariant Sections of the Document, unaltered in their text and

if the disclaimer of warranty and limitation of liability provided above cannot be made legal local effect according to their terms, reviewing courts shall apply local law that most closely approximates an absolute waiver of all civil liability in connection with the Program, unless a warranty or assumption of liability accompanies a copy of the Program in return for a fee.

END OF TERMS AND CONDITIONS How to Apply These Terms to Your New Programs

If you develop a new program, and you want it to be of the greatest possible use to the public, the best way to achieve this is to make it free software which everyone can redistribute and change under these terms.

To do so, attach the following notices to the program. It is safest to attach them to the start of each source file to most effectively state the exclusion of warranty; and each file should have at least the "copyright" line and a pointer to where the full notice is found.

```
<one line to give the program's name and a brief idea of what it does.>
Copyright (C) <year> <name of author>
```

This program is free software: you can redistribute it and/or modify it under the terms of the GNU General Public License as published by the Free Software Foundation, either version 3 of the License, or (at your option) any later version.

This program is distributed in the hope that it will be useful, but WITHOUT ANY WARRANTY; without even the implied warranty of MERCHANTABILITY or FITNESS FOR A PARTICULAR PURPOSE. See the GNU General Public License for more details.

in their titles. Section numbers or the equivalent are not considered part of the section titles. * M. Delete any section Entitled "Endorsements". Such a section may not be included in the Modified Version. * N. Do not retitle any existing section to be Entitled "Endorsements" or to conflict in title with any Invariant Section. * O. Preserve any Warranty Disclaimers.

If the Modified Version includes new front-matter sections or appendices that qualify as Secondary Sections and contain no material copied from the Document, you may at your option designate some or all of these sections as invariant. To do this, add their titles to the list of Invariant Sections in the Modified Version's license notice. These titles must be distinct from any other section titles.

You may add a section Entitled "Endorsements", provided it contains nothing but endorsements of your Modified Version by various parties—for example, statements of peer review or of the text has been approved by an organization as the authoritative definition of a standard.

You may add a passage of up to five words as a Front-Cover Text, and a passage of up to 25 words as a Back-Cover Text, to the end of the list of Cover Texts in the Modified Version. Only one passage of Front-Cover Text and one of Back-Cover Text may be added (by or through arrangements made by) any one entity. If the Document already includes a cover text for the same cover, previously added by you or by arrangement made by the same entity you are acting on behalf of, you may not add another; but you may replace the old one, on explicit permission from the previous publisher that added the old one.

The author(s) and publisher(s) of the Document do not by this License give permission to use their names for publicity for or to assert or imply endorsement of any Modified Version. 5. COMBINING DOCUMENTS

You may combine the Document with other documents released under this License, under the terms defined in section 4 above for modified versions, provided that you include in the combination all of the Invariant Sections of all of the original documents, unmodified, and list them all as Invariant Sections of your combined work in its license notice, and that you preserve all their Warranty Disclaimers.

The combined work need only contain one copy of this License, and multiple identical Invariant Sections may be replaced with a single copy. If there are multiple Invariant Sections with the same name but different contents, make the title of each such section unique by adding at the end of it, in parentheses, the name of the original author or publisher of that section if known, or else a unique number. Make the same adjustment to the section titles in the list of Invariant Sections in the license notice of the combined work.

In the combination, you must combine any sections Entitled "History" in the various original documents, forming one section Entitled "History"; likewise combine any sections Entitled "Acknowledgements", and any sections Entitled "Dedications". You must delete all sections Entitled "Endorsements". 6. COLLECTIONS OF DOCUMENTS

You may make a collection consisting of the Document and other documents released under this License, and replace the individual copies of this License in the various documents with a single copy that is included in the collection, provided that you follow the rules of this License for verbatim copying of each of the documents in all other respects.

You may extract a single document from such a collection, and distribute it individually under this License, provided you insert a copy of this License into the extracted document, and follow this License in all other respects regarding verbatim copying of that document. 7. AGGREGATION WITH INDEPENDENT WORKS

A compilation of the Document or its derivatives with other separate and independent documents or works, in or on a volume of a storage or distribution medium, is called an "aggregate" if the copyright resulting from the compilation is not used to limit the legal rights of the compilation's users beyond what the individual works permit. When the Document is included in an aggregate, this License does not apply to the other works in the aggregate which are not themselves derivative works of the Document.

If the Cover Text requirement of section 3 is applicable to these copies of the Document, then if the Document is less than one half of the entire aggregate, the Document's Cover Texts may be placed on covers that bracket the Document within the aggregate, or the electronic equivalent of covers if the Document is in electronic form. Otherwise they must appear on printed covers that bracket the whole aggregate. 8. TRANSLATION

Translation is considered a kind of modification, so you may distribute translations of the Document under the terms of section 4. Replacing Invariant Sections with translations requires special permission from their copyright holders, but you may include translations of some or all Invariant Sections in addition to the original versions of these Invariant Sections. You may include a translation of this License, and all the license notices in the Document, and any Warranty Disclaimers, provided that you also include the original English version of this License and the original versions of those notices and disclaimers. In case of a disagreement between the translation and the original version of this License or a notice or disclaimer, the original version will prevail.

If a section in the Document is Entitled "Acknowledgements", "Dedications", or "History", the requirement (section 4) to Preserve its Title

You should have received a copy of the GNU General Public License along with this program. If not, see <<http://www.gnu.org/licenses/>>.

Also add information on how to contact you by electronic and paper mail.

If the program does terminal interaction, make it output a short notice like this when it starts in an interactive mode:

```
<program> Copyright (C) <year> <name of author> This program
comes with ABSOLUTELY NO WARRANTY; for details type 'show
w'. This is free software, and you are welcome to redistribute it under
certain conditions; type 'show c' for details.
```

The hypothetical commands 'show w' and 'show c' should show the appropriate parts of the General Public License. Of course, your program's commands might be different; for a GUI interface, you would use an "about box".

You should also get your employer (if you work as a programmer) or school, if any, to sign a "copyright disclaimer" for the program, if necessary. For more information on this, and how to apply and follow the GNU GPL, see <<http://www.gnu.org/licenses/>>.

The GNU General Public License does not permit incorporating your program into proprietary programs. If you permit this as a subroutine library, you may consider it more useful to permit linking proprietary applications with the library. If this is what you want to do, use the GNU Lesser General Public License instead of this License. But first, please read <<http://www.gnu.org/philosophy/why-not-lgpl.html>>.

(section 1) will typically require changing the actual title. 9. TERMINATION

You may not copy, modify, sublicense, or distribute the Document except as expressly provided under this License. Any attempt otherwise to copy, modify, sublicense, or distribute it is void, and will automatically terminate your rights under this License.

However, if you cease all violation of this License, then your license from a particular copyright holder is reinstated (a) provisionally, unless and until the copyright holder explicitly and finally terminates your license, and (b) permanently, if the copyright holder fails to notify you of the violation by some reasonable means prior to 60 days after the cessation.

Moreover, your license from a particular copyright holder is reinstated permanently if the copyright holder notifies you of the violation by some reasonable means, this is the first time you have received notice of violation of this License (for any work) from that copyright holder, and you cure the violation prior to 30 days after your receipt of the notice.

Termination of your rights under this section does not terminate the licenses of parties who have received copies or rights from you under this License. If your rights have been terminated and not permanently reinstated, receipt of a copy of some or all of the same material does not give you any rights to use it. 10. FUTURE REVISIONS OF THIS LICENSE

The Free Software Foundation may publish new, revised versions of the GNU Free Documentation License from time to time. Such new versions will be similar in spirit to the present version, but may differ in detail to address new problems or concerns. See <<http://www.gnu.org/copyleft/>>.

Each version of the License is given a distinguishing version number. If the Document specifies that a particular numbered version of this License "or any later version" applies to it, you have the option of following the terms and conditions either of that specified version or of any later version that has been published (not as a draft) by the Free Software Foundation. If the Document does not specify a version number of this License, you may choose any version ever published (not as a draft) by the Free Software Foundation. If the Document specifies that a proxy can decide which future versions of this License can be used, that proxy's public statement of acceptance of a version permanently authorizes you to choose that version for the Document. 11. RELICENSING

"Massive Multiauthor Collaboration Site" (or "MMC Site") means any World Wide Web server that publishes copyrightable works and also provides prominent facilities for anybody to edit those works. A public webkit that anybody can edit is an example of such a server. A "Massive Multiauthor Collaboration" (or "MMC") contained in the site means any set of copyrightable works thus published on the MMC site.

"CC-BY-SA" means the Creative Commons Attribution-Share Alike 3.0 license published by Creative Commons Corporation, a not-for-profit corporation with a principal place of business in San Francisco, California, as well as future copyleft versions of that license published by that same organization.

"Incorporate" means to publish or republish a Document, in whole or in part, as part of another Document.

An MMC is "eligible for relicensing" if it is licensed under this License, and if all works that were first published under this License somewhere other than this MMC, and subsequently incorporated in whole or in part into the MMC, (1) had no cover texts or invariant sections, and (2) were thus incorporated prior to November 1, 2008.

The operator of an MMC Site may republish an MMC contained in the site under CC-BY-SA on the same site at any time before August 1, 2009, provided the MMC is eligible for relicensing. ADDENDUM: How to use this License for your documents

To use this License in a document you have written, include a copy of the License in the document and put the following copyright and license notices just after the title page:

```
Copyright (C) YEAR YOUR NAME. Permission is granted to copy,
distribute and/or modify this document under the terms of the GNU
Free Documentation License, Version 1.3 or any later version pub-
lished by the Free Software Foundation; with no Invariant Sections,
no Front-Cover Texts, and no Back-Cover Texts. A copy of the license
is included in the section entitled "GNU Free Documentation License".
```

If you have Invariant Sections, Front-Cover Texts and Back-Cover Texts, replace the "with ... Texts." line with this:

```
with the Invariant Sections being LIST THEIR TITLES, with the
Front-Cover Texts being LIST, and with the Back-Cover Texts being
LIST.
```

If you have Invariant Sections without Cover Texts, or some other combination of the three, merge those two alternatives to suit the situation.

If your document contains nontrivial examples of program code, we recommend releasing these examples in parallel under your choice of free software license, such as the GNU General Public License, to permit their use in free software.

137.3 GNU Lesser General Public License

GNU LESSER GENERAL PUBLIC LICENSE

Version 3, 29 June 2007

Copyright © 2007 Free Software Foundation, Inc. <<http://fsf.org/>>

Everyone is permitted to copy and distribute verbatim copies of this license document, but changing it is not allowed.

This version of the GNU Lesser General Public License incorporates the terms and conditions of version 3 of the GNU General Public License, supplemented by the additional permissions listed below.

0. Additional Definitions.

As used herein, “this License” refers to version 3 of the GNU Lesser General Public License, and the “GNU GPL” refers to version 3 of the GNU General Public License.

“The Library” refers to a covered work governed by this License, other than an Application or a Combined Work as defined below.

An “Application” is any work that makes use of an interface provided by the Library, but which is not otherwise based on the Library. Defining a subclass of a class defined by the Library is deemed a mode of using an interface provided by the Library.

A “Combined Work” is a work produced by combining or linking an Application with the Library. The particular version of the Library with which the Combined Work was made is also called the “Linked Version”.

The “Minimal Corresponding Source” for a Combined Work means the Corresponding Source for the Combined Work, excluding any source code for portions of the Combined Work that, considered in isolation, are based on the Application, and not on the Linked Version.

The “Corresponding Application Code” for a Combined Work means the object code and/or source code for the Application, including any data and utility programs needed for reproducing the Combined Work from the Application, but excluding the System Libraries of the Combined Work.

1. Exception to Section 3 of the GNU GPL.

You may convey a covered work under sections 3 and 4 of this License without being bound by section 3 of the GNU GPL.

2. Conveying Modified Versions.

If you modify a copy of the Library, and, in your modifications, a facility refers to a function or data to be supplied by an Application that uses the facility (other than as an argument passed when the facility is invoked), then you may convey a copy of the modified version:

* a) under this License, provided that you make a good faith effort to ensure that, in the event an Application does not supply the function or data, the facility still operates, and performs whatever part of its purpose remains meaningful, or * b) under the GNU GPL, with none of the additional permissions of this License applicable to that copy.

3. Object Code Incorporating Material from Library Header Files.

The object code form of an Application may incorporate material from a header file that is part of the Library. You may convey such object code under terms of your choice, provided that, if the incorporated material is not limited to numerical parameters, data structure layouts and accessors, or small macros, inline functions and templates (ten or fewer lines in length), you do both of the following:

* a) Give prominent notice with each copy of the object code that the Library is used in it and that the Library and its use are covered by this License. * b) Accompany the object code with a copy of the GNU GPL and this license document.

4. Combined Works.

You may convey a Combined Work under terms of your choice that, taken together, effectively do not restrict modification of the portions of the Library contained in the Combined Work and reverse engineering for debugging such modifications, if you also do each of the following:

* a) Give prominent notice with each copy of the Combined Work that the Library is used in it and that the Library and its use are covered by this License. * b) Accompany the Combined Work with a copy of the GNU GPL and this license document. * c) For a Combined Work that displays copyright notices during execution, include the copyright notice for the Library among these notices, as well as a reference directing the user to the copies of the GNU GPL and this license document. * d) Do one of the following: o 0) Convey the Minimal Corresponding Source under the terms of this License, and the Corresponding Application Code in a form suitable for, and under terms that permit, the user to recombine or relink the Application with a modified version of the Linked Version to produce a modified Combined Work, in the manner specified by section 6 of the GNU GPL for conveying Corresponding Source. o 1) Use a suitable shared library mechanism for linking with the Library. A suitable mechanism is one that (a) uses at run time a copy of the Library already present on the user’s computer system, and (b) will operate properly with a modified version of the Library that is interface-compatible with the Linked Version. * e) Provide Installation Information, but only if you would otherwise be required to provide such information under section 6 of the GNU GPL, and only to the extent that such information is necessary to install and execute a modified version of the Combined Work produced by recombining or relinking the Application with a modified version of the Linked Version. (If you use option 4d0, the Installation Information must accompany the Minimal Corresponding Source and Corresponding Application Code. If you use option 4d1, you must provide the Installation Information in the manner specified by section 6 of the GNU GPL for conveying Corresponding Source.)

5. Combined Libraries.

You may place library facilities that are a work based on the Library side by side in a single library together with other library facilities that are not Applications and are not covered by this License, and convey such a combined library under terms of your choice, if you do both of the following:

* a) Accompany the combined library with a copy of the same work based on the Library, uncombined with any other library facilities, conveyed under the terms of this License. * b) Give prominent notice with the combined library that part of it is a work based on the Library, and explaining where to find the accompanying uncombined form of the same work.

6. Revised Versions of the GNU Lesser General Public License.

The Free Software Foundation may publish revised and/or new versions of the GNU Lesser General Public License from time to time. Such new versions will be similar in spirit to the present version, but may differ in detail to address new problems or concerns.

Each version is given a distinguishing version number. If the Library as you received it specifies that a certain numbered version of the GNU Lesser General Public License “or any later version” applies to it, you have the option of following the terms and conditions either of that published version or of any later version published by the Free Software Foundation. If the Library as you received it does not specify a version number of the GNU Lesser General Public License, you may choose any version of the GNU Lesser General Public License ever published by the Free Software Foundation.

If the Library as you received it specifies that a proxy can decide whether future versions of the GNU Lesser General Public License shall apply, that proxy’s public statement of acceptance of any version is permanent authorization for you to choose that version for the Library.