



Voluntary Local Review

Chandragiri Municipality Kathmandu, Nepal



Voluntary Local Review

Chandragiri Municipality
Kathmandu, Nepal

October 2024

Prepared by

Chandragiri Municipality, Kathmandu, Nepal



Title:

Voluntary Local Review of Chandragiri Municipality, 2024

The Implementation of the United Nations Sustainable Development Goals in Chandragiri Municipality

Cover Photo Credit: Top Photo © UN-Habitat, Remaining three Photos © Chandragiri Municipality

Copyright © Chandragiri Municipality 2024

All rights reserved.

Acknowledgments:

This Voluntary Local Review is produced under the project “Fostering COVID-19 recovery and SDG implementation through local action in Asia-Pacific, Arab and African countries” funded by the 2030 Agenda Sub-fund and implemented by the United Nations Human Settlements Programme, the United Nations Department of Economic and Social Affairs, the United Nations Economic Commission for Asia and the Pacific, the United Nations Economic and Social Commission for Western Asia, the United Nations Economic Commission for Africa and United Cities and Local Governments.

Disclaimer

The designations employed and the presentation of material in this publication do not imply the expression of any opinion whatsoever on the part of the secretariat of the United Nations concerning the legal status of any country, territory, city or area or its authorities, or concerning the delimitation of its frontiers or boundaries regarding its economic system or degree of development. Excerpts may be reproduced without authorization, on condition that the source is indicated. Views expressed in this publication do not necessarily reflect those of the United Nations Human Settlements Programme, United Nations Department of Economic and Social Affairs, United Nations Economic Commission for Asia and the Pacific, the United Nations Economic and Social Commission for Western Asia, the United Nations Economic Commission for Africa and United Cities and Local Governments, the United Nations and its member states.

Suggested citation:

Chandragiri Municipality (2024). Voluntary Local Review of Chandragiri Municipality. Chandragiri, Kathmandu, Nepal.

With the support of:



Table of contents

Joint foreword from Chandragiri	i
Joint foreword from the implementing partners	iii
Executive Summary	v
Chapter I: Introduction	I
1.1 Chandragiri Municipality	1
1.1.1 Background: Chandragiri Municipality	1
1.1.2 Vision and direction	2
1.1.3 Population and diversity	2
1.2 SDG implementation in Nepal	3
Chapter II: VLR methodology and process in Chandragiri	5
2.1 SDG prioritization for the VLR	5
2.2 Methodology and institutional set-up for VLR preparation	6
2.3 Approach	7
Chapter III: Policy, plan and budget alignment with SDGs	10
3.1 Policies aligned to SDGs in Chandragiri Municipality	10
3.2 Budget allocation and alignment with the SDGs	14
Chapter IV: Chandragiri's progress on the SDGs	16
4.1 SDG 3: Ensure healthy lives and promote well-being for all at all age	16
4.1.1 SDG 3 indicator status	17
4.1.2 Challenges and way forward	23
4.2 SDG 4: Ensure inclusive and equitable quality education and promote lifelong learning opportunities for all	25
4.2.1 SDG 4 indicator status	25
4.2.2 Challenges and way forward	31
4.3 SDG 5: Achieve gender equality and empower all women and girls	33
4.3.1 SDG 5 indicator status	33
4.3.2 Challenges and way forward	37
4.4 SDG 6: Ensure availability and sustainable management of water and sanitation for all	39
4.4.1 SDG 6 indicator status	39
4.4.2 Challenges and way forward	42
4.5 SDG 11: Make cities and human settlements inclusive, safe, resilient and sustainable	44
4.5.1 SDG 11 indicator status	44
4.5.2 Challenges and way forward	50

Chapter V: General status of other SDGs in Chandragiri	51
Chapter VI: Action plan	55
6.1 Action plan for priority SDG 3	56
6.2 Action plan for priority SDG 4	59
6.3 Action plan for priority SDG 5	60
6.4 Action plan for priority SDG 6	62
6.5 Action plan for priority SDG 11	63
Chapter VII: Conclusion and future action	64

List of figures

Figure 1.1	Population distribution (in percentage) by age	3
Figure 1.2	Institutions involved in the implementation of SDGs in Nepal and translation of those SDGs in annual plans	4
Figure 2.1	SDG Prioritized by Chandragiri Municipality (SDG 3, 4, 5, 6, 11)	5
Figure 2.2	VLR methodology	6
Figure 2.3	Working committee formed in municipality	7
Figure 2.4	Multistakeholder engagement in ward-level consultations	8
Figure 3.1	Municipal Budget distribution based on SDG coding as reflected in the fiscal year (2023/24)	14
Figure 4.1	Maternal, under 5, and neonatal mortality in Chandragiri Municipality	17
Figure 4.2	New TB patients in Chandragiri Municipality	18
Figure 4.3	Hepatitis B patients in Chandragiri Municipality	18
Figure 4.4	Suicide incidents in Chandragiri Municipality	18
Figure 4.5	Gross enrolment rate in Chandragiri Municipality	27
Figure 4.6	Net enrolment rate in Chandragiri Municipality	27
Figure 4.7	Households with women ownership of property (%)	33
Figure 4.8	Male and female engagement in temporary and permanent economic works within the last 12 months (%)	34
Figure 4.9	Reasons for not working or working less than 6 months by gender (%)	33
Figure 4.10	Households by main source of drinking water	39
Figure 4.11	Households by types of toilet facilities	39
Figure 4.12	Households by type of roof materials in Chandragiri Municipality (%)	45
Figure 4.13	Household by type of outer wall material in Chandragiri Municipality (%)	46
Figure 4.14	Waste types generated in Chandragiri Municipality	46

List of tables

Table 2.1	Activities and outcomes during stakeholder consultation in Chandragiri wards	8
Table 3.1	Policies, acts and procedures formulated by Chandragiri Municipality in line with SDGs	10
Table 4.1	Detailed status of SDG 3 indicators	19
Table 4.2	Detailed status of SDG 4 indicators	28

Table 4.3	Detailed status of SDG 5 indicators	34
Table 4.4	Detailed status of SDG 6 indicators	40
Table 4.5	Detailed status of SDG 11 indicators	47
Table 6.1	Action Plan for SDG 3	56
Table 6.2	Action Plan for SDG 4	59
Table 6.3	Action Plan for SDG 5	60
Table 6.4	Action Plan for SDG 6	62
Table 6.5	Action Plan for SDG 11	63

List of maps

Map 1.1	Location map of Chandragiri Municipality	1
Map 4.1	Health facilities and their service areas in Chandragiri Municipality	17
Map 4.2	Number of educational institutions in Chandragiri Municipality	25
Map 4.3	Literacy rate (above 5 years of age) in Chandragiri Municipality	26
Map 4.4	Households by basic water supply facility	40
Map 4.5	Land use/land cover change (2012-2019)	44
Map 4.6	Road network in Chandragiri Municipality	45

Abbreviations and acronyms

ANC	Antenatal care
BS	Bikram Sambat
CBIMNCI	Community-Based Integrated Management of Neonatal and Childhood Illness
CBS	Central Bureau of Statistics (now NSO)
CEDAW	Convention on the Elimination of All Forms of Discrimination Against Women
CITES	Convention on International Trade in Endangered Species of Wild Fauna and Flora
DP	Development partner
DTMP	District Transport Master Plan
ECD	Early childhood development
EMIS	Education management information system
ESCAP	United Nations Economic Commission for Asia and the Pacific
FCHV	Female Community Health Volunteer
FGD	Focus group discussion
FG	Federal Government
FY	Fiscal year
GBV	Gender-based violence
GER	Gross enrolment rate
GESI	Gender Equality and Social Inclusion
GPI	Gender Parity Index
Ha	Hectares
ICT	Information and communication technology
IMAM	Integrated management of acute malnutrition
IMNCI	Integrated management of neonatal and childhood illness
INGO	International non-governmental organization
KII	Key informant interview
LCR	Land Consumption Rate
MAPs	Medicinal and aromatic plants
MOUD	Ministry of Urban Development
NCDs	Non-communicable diseases
NER	Net enrolment rate
NGO	Non-governmental organization

NPC	National Planning Commission
NSO	National Statistics Office
OECD	The Organization for Economic Cooperation and Development
PM	Particulate Matter
PG	Provincial Government
PGR	Population growth rate
PNC	Postnatal care
PPC	Pre-primary class
ROAP	Regional Office for Asia and Pacific
RUTF	Ready-to-use therapeutic food
SDG	Sustainable Development Goal
TB	Tuberculosis
UN	United Nations
VDCs	Village Development Committees
VLR	Voluntary Local Review
VNR	Voluntary National Review
WaSH	Water, sanitation and hygiene

Joint foreword from Chandragiri

As an international commitment to the Sustainable Development Goals (SDGs), Nepal has joined the global movement of internalizing the goals into national plans, translating them through policies, programmes and budgets. This commitment has been more pronounced after the formation of local governments through elections in 2017, strengthening the federalism system in Nepal. Coming halfway towards achieving the SDGs in 2030, Chandragiri Municipality is honored to participate in the project “Fostering COVID-19 Recovery & SDG Implementation through Local Action in Asia-Pacific, Arab & African Countries” through the preparation of a Voluntary Local Review (VLR) report. As the VLR has brought an interesting insight into our achievement of SDGs, it has also underscored the institutional, resource and implementation gaps prevailing in the workings of the municipality.


The VLR process also contributed to strengthening and enhancing the capacity of municipal officers for data management, evidence-based policymaking, and participatory planning from within the community. The VLR has given us a helpful assessment of where we stand in achieving the SDGs. It has also presented directions on where we need to go to fulfill our commitments. This would not have been possible without the initiation of the United Nations Human Settlements Programme (UN-Habitat), the tremendous support of the UN-Habitat Nepal team, the working Committee of Chandragiri Municipality, and feedback from the participating stakeholders. Chandragiri Municipality is sincerely thankful to all the actors who contributed to the preparation of this VLR. Through your demonstrated spirit of teamwork and partnership, we are fostering the fundamental values necessary for achieving the SDGs.

Chandragiri Municipality commits to using this VLR as a basis for its annual plans and programmes, and to channel financial, technical and human resources based on development priorities. The assessment will fill the gaps and ensure that the municipality achieves the target set in each of the assessed SDGs. This represents Chandragiri’s commitment to making the 2030 Agenda for Sustainable Development a reality for our communities. The VLR of Chandragiri is an opportunity to explore the gaps and opportunities in local sustainable development while taking ownership of the global commitments by localizing the SDGs. Chandragiri encourages other local governments in Nepal, the national government, the international community and development organizations to seize the opportunity to analyse their development status and priorities.




Mr. Ghanashyam Giri
Mayor




Ms. Basanti Shrestha
Deputy Mayor




Mr. Hemraj Aryal
Chief Administrative Officer

View of the northern area of Chandragiri Municipality © UN-Habitat, 2024



Joint Foreword from the Implementing Partners

The world is severely off track to realize the 2030 Agenda. This is one of the determinations of the 2024 Sustainable Development Progress Report, underscoring the urgent need for intensified efforts to put the SDGs on course.

We congratulate the efforts by Chandragiri municipality in Nepal for showcasing its commitment to SDG implementation by publishing its first Voluntary Local Review (VLR), becoming one of the forerunner cities in Nepal.

The Voluntary Local Review process in Chandragiri evidence that credible, reliable, and granular data are needed to determine efficient and effective responses targeting those people and places most at risk of being left behind.

We sincerely hope that this report will serve not only as a profound symbol of Chandragiri's commitment to SDG implementation, but also as a strategic tool for future planning and development policy and projects. By analyzing in-depth progress on health (SDG 3), education (SDG 4), gender equality (SDG 5), water and sanitation (SDG 6) and sustainable settlements (SDG 11), the report highlights local initiatives that contribute to the achievement of the Goals, while also uncovering gaps. Building on these results, the VLR concludes with a detailed Action Plan to accelerate SDG action.

We sincerely thank municipal authorities, both the elected representatives and officials, especially Mr. Ghanashyam Giri, Mayor of Chandragiri for his leadership and Ms. Bhadra Aryal, Senior Section Officer for the coordination. We are thankful to the community members, local organizations and relevant national institutions for their dedication to the data collection, verification, and identification of recommendations. Our gratitude extends to the Ministry of Urban Development for guiding the scale-up through preparing VLR template, with a focal unit in the ministry to support in coordination. By placing participation at the center of the process, the VLR underscores that sustainable development is a shared responsibility and requires partnerships and working in coalitions.

The time is now to translate global commitments into concrete actions and investments. We trust that the example of Chandragiri can become a model of progress, inspiring other municipalities in Nepal to join the VLR movement.

UN-Habitat Country Office in Nepal is proud to have closely supported the development of the VLR, with the support of the Regional Office for Asia Pacific and the Headquarter Office. ESCAP, UNDESA and UCLG also congratulate Chandragiri Municipality on completing the first VLR as part of the 2030 Agenda Subfund Project.



Kazuko Ishigaki

Kazuko Ishigaki

Regional Representative

UN-Habitat Regional Office for Asia and the Pacific



Dr. Bernadia Irawati Tjandradewi

Dr. Bernadia Irawati Tjandradewi

Secretary General

United Cities and Local Governments, Asia-Pacific



Balambu Festival © Chandragiri Municipality, 2021



Bishnudevi Festival © Chandragiri Municipality, 2022

Executive summary

Context and VLR process overview

1. In 2015, the United Nations Member States adopted the 2030 Agenda for Sustainable Development, a transformative blueprint for promoting prosperity, safeguarding the planet, and ensuring a better future for future generations. The 17 Sustainable Development Goals (SDGs) with their targets were set to be achieved by 2030 as an urgent call for action by all countries. However, the COVID-19 pandemic and other global challenges undermined the progress made on sustainable development. The 2030 Agenda and the New Urban Agenda highlight the crucial role of local governments and cities in driving SDG implementation. In this regard, Voluntary National Reviews (VNRs) and Voluntary Local Reviews (VLRs) are key milestones, especially for national and local governments, in planning, monitoring and assessing SDG progress.
2. The VLR process in Chandragiri Municipality, Nepal, was undertaken based on the methodology outlined in the Asia-Pacific Regional Guidelines on Voluntary Local Reviews, published by the United Nations Economic and Social Commission for Asia and the Pacific (ESCAP, 2020), and UN-Habitat's Action-oriented Voluntary Local Review methodology (UN-Habitat, 2024). The VLR process in Chandragiri started in September 2023 and draws data from a review of published documents, evidence from available data sources, semi-structured interviews, ward-level consultations for validation, and a systematic assessment of the municipality's status on selected SDGs.
3. The VLR process in Chandragiri was further documented to develop a step-by-step manual as VLR Template, in coordination with the Ministry of Urban Development, National Planning Commission and Ministry of Federal Affairs and General Administration. The template will serve as a guiding document for other municipalities, who want to undertake the VLR process in their respective municipalities. The template provides a clear roadmap as steps, coupled with ready to use tools and templates, that the municipalities can use with minimum technical support.

Findings and discussion

1. The localization of the SDGs entails action at the municipal level to advance human development and achieve the SDG targets. This process demands coordination and cooperation between the national, provincial and local governments to establish strong mechanisms to support, monitor and report on the SDGs. As countries prioritize investments to achieve the SDGs, attention should be directed towards localization to support local actions critical for realizing the SDGs and for visible impacts on people's lives.
2. Chandragiri Municipality prioritizes five SDGs in the VLR process for in-depth assessment: Good health and well-being (SDG 3), Ensure inclusive and equitable quality education (SDG 4), Gender equality (SDG 5), Clean water and sanitation (SDG 6), and Sustainable cities and communities (SDG 11).
3. Due to the inadequacy of complete local datasets, only selected indicators adopted by the national government were assessed within the prioritized SDGs. Existing policies, directives, budgets and programmes have placed Chandragiri on track for some SDG targets, while consistent efforts are still needed to advance the achievement of the SDGs by 2030.
4. Chandragiri Municipality practices budget coding aligned with SDGs, which is an innovative practice in the Asia Pacific region as well, especially to evaluate the impact of the action plan in the future. In fiscal year (FY) 2023/2024, the municipality allocated a larger proportion of the budget to infrastructure development, contributing to SDGs 9 and 11, with 38.75 per cent of the total municipal budget, followed by SDGs 13, 4 and 1, with 10.06, 13.9, and 11.29 per cent, respectively, while the lowest investments are in sectors related to SDGs 5 and 7. The municipality demonstrates a strong commitment to realizing these goals through localized initiatives and concerted efforts, as reflected in its policy, plan and budgetary allocation. Aligning the budget with the SDGs and findings of the VLR, Chandragiri Municipality strives to leverage its resources effectively to address critical issues in achieving the

SDGs, fostering positive environmental, social and economic outcomes within the community.

5. Selected national indicators of SDGs 3, 9 of 13 reflect good progress in relation to the national target for 2025, while four indicators are falling short of achieving the targets. Similarly, taking SDGs 4 and 10 together, the indicators reviewed show that six indicators have satisfactory progress and the remaining four have relatively less progress. Likewise, in SDG 11, six indicators were considered; three were in good progress, while the remaining three showed less progress.
6. In Chandragiri, the caseload of infectious diseases is higher than the national target, particularly for tuberculosis and dengue. Similarly, the incidence of suicide is relatively higher than the national threshold for 2030. Hence, there is a pressing need for an evidence-based approach at the local level to tailor targeted interventions to address such rising public health issues.
7. In Chandragiri, gross enrolment at the secondary level is 93.8 per cent, the Gender Parity Index (GPI) in secondary school enrolment is 0.92, and the GPI based on literacy (above 15 years) is 0.84. Hence, gender parity needs to be prioritized with targeted actions, and the quality of education based on learning achievements needs to be assessed and documented.
8. Chandragiri has made good progress in SDG 5, despite the relatively low budget allocation. However, meaningful participation of women in politics, the labour force and formal employment opportunities are still to be prioritized. This is evident from the women's ratio in the labour force, for example, that is only 0.69 – below the expected national target of 0.98 by 2025.
9. The basic water supply coverage or access in Chandragiri is 97.77 per cent and basic sanitation service coverage or access are 93.3 per cent, but the municipality lacks safely managed sanitation. The municipality has prepared the Integrated Water Supply and Sanitation Management Act, 2080 B.S. and Regulation, 2080 B.S., for conserving water sources, ensuring quality and affordable water supply services, managing sewerage systems, and developing water treatment systems, some of which are reflected in the annual budget and plan.
10. In the context of SDG 11, which looks into sustainable urbanization and environmental

quality, Chandragiri has progressed in ensuring good accessibility and adequate housing, while consideration for the rental population and its access to municipal services needs improvement. Based on the municipal consultations undertaken as part of this VLR, it was determined that there is a significant proportion (45 per cent) of the rental population. However, the municipality has not maintained records of the rental/migrant population and there are limited provisions of health and social security facilities for this population group. Similarly, air pollution, largely caused by vehicular emissions and dust from construction sites, remains a major issue with an annual average fine particulate material of 39 ug/m³ which is higher than the national target of 26.7 ug/m³ for 2025.

11. The VLR process was an opportunity to enhance accountability and transparency by engaging stakeholders, including civil society, residents, academia and private sectors in the process. One of the key learnings for the municipality is the need for a robust and integrated local information management system linked to the national database, considering that the municipality has a minimal level of disaggregated information or data that is regularly updated through a robust national system to report on SDGs.

Future recommendations

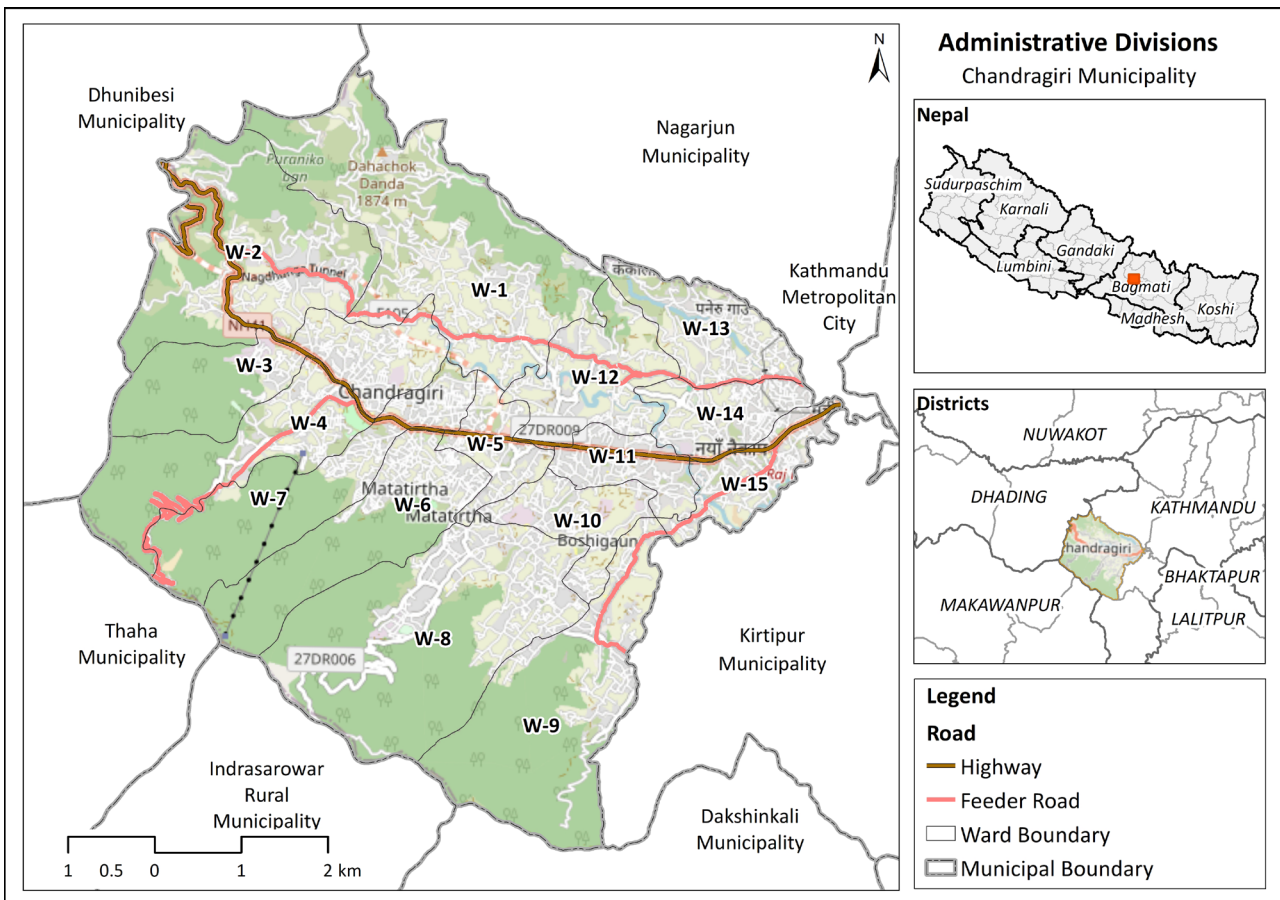
- I. Further, achieving the SDGs by 2030 requires collaboration between different levels of government and stakeholders. Chandragiri plans to adopt innovative approaches and improve resource allocation and financing strategies. A comprehensive roadmap involving all stakeholders is essential to address key issues and measures to achieve the SDGs. Chandragiri has set four primary areas to support the implementation of the action plan with regard to the prioritized SDGs (3, 4, 5, 6, 11):
 - a. Improving integrated database management with strengthened municipal data section and resources to collect, manage and analyze and use data.
 - b. Integrating the SDGs into annual and periodic plans, guided by the VLR and the action plan to achieve the national target s.
 - c. Regularly monitoring and evaluating SDG progress with multistakeholder engagement.

I.1 Chandragiri Municipality

I.1.1 Background: Chandragiri Municipality

Chandragiri Municipality is located in Kathmandu District, Bagmati Province, and adjoins Kathmandu Metropolitan City, the capital of Nepal (Map I.1). It spreads across 43.92 km² in 15 wards. It is the largest in area and fastest-growing city in Kathmandu Valley relative to the population growth rate, due to the availability of buildable areas on the fringe of the valley. The gateway of the valley, with Prithivi highway passing through the municipality, serves as a crucial connection between the capital city and other cities of Nepal.

Chandragiri adjoins several other municipalities, including Nagarjun, Kirtipur, Dhunibesi, Thaha, Indrasarowar and Dakshinkali. Chandragiri was designated municipality status in 2014 through the integration of 11 Village Development Committees (VDCs). Each of these villages carries its historical significance, and with clusters of heritage settlements within Chandragiri Municipality, it has its unique cultural, religious and historical importance.



Map I.1 Location map of Chandragiri Municipality

1.1.2 Vision and direction

Chandragiri Municipality has set the vision to become a "Historic, Cultural and Prosperous City", capitalizing on its natural resources and cultural heritage as a base for its development (Chandragiri Municipality, 2019). To contribute to this vision, Chandragiri Municipality has formulated several regulations and directives on thematic areas, such as the social sector (health, education, women and children), economic development sector (agriculture, industry, tourism), infrastructure development sector (road, housing, electricity), environment and climate

change, and governance sectors. The municipality aims to attain its vision through adopting and internalizing the SDGs in the municipal planning and budgeting process. The VLR process undertaken by Chandragiri is a step towards setting goals and actions for accelerating SDG achievements by 2030, in a way that contributes to building a prosperous and culturally rich city.



View of the Western Area of Chandragiri Municipality © UN-Habitat, 2024

1.1.3 Population and diversity

Based on the 2021 National Population and Housing Census (NSO, 2021), the total population of the municipality is 136,860, with a ratio of 99.63 males per 100 females (68,303 males and 68,557 females). Of the 35,994 households, one-third have migrated to the municipality from elsewhere; of them, 10.8 per cent came from neighboring municipalities and 18.2 per cent from other districts. Around 53.63 per cent of households own their house, while 45.38 per cent rent the home they live in.

At the fringe of the capital city, Chandragiri Municipality is witnessing increasing pressure related to urbanization over the last two decades. From 2001 to 2011, the total population of the municipality increased from 55,032 to 85,198 (CBS, 2001; CBS, 2011), with an annual population growth rate¹ of 4.3 per cent. Furthermore, with a population of 136,860 in 2021, the growth rate increased to 4.7 per cent (CBS, 2011; NSO, 2021).

¹Annual population growth rate= $\frac{\ln(\frac{\text{Pop}_{2021}}{\text{Pop}_{2011}})}{\text{(Number of year between two periods)}}$
<https://unstats.un.org/sdgs/metadata/files/Metadata-11-03-01.pdf>

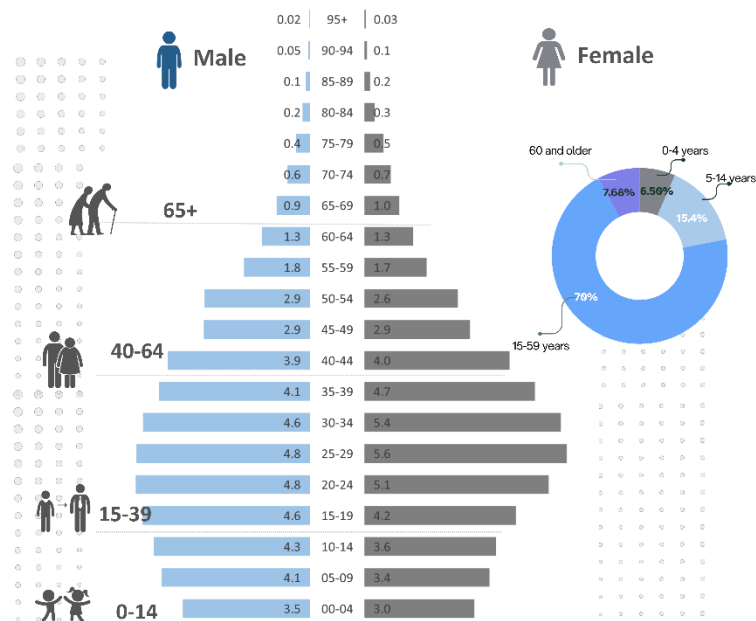


Figure 1.1 Population distribution (in percentage) by age

The population distribution by age group reflects a significant population dividend, with 70 per cent between 15-59 years (Figure 1.1). Approximately 6.5 per cent of the population is within the 0-4 age group, while 15.4 per cent falls within the 5-14 age group. Similarly, 7.68 per cent of the population is 60 and older (NSO, 2021). Though heterogeneous socio-culturally, Kshetri (23 per cent) and Newar (22.3 per cent) are the two dominant ethnicities, followed by Brahman (19.8 per cent) and Tamang (12.2 per cent), and further with the presence of marginalized communities (3 per cent Dalits). According to NSO (2021), 1.7 per cent of the population in the municipality have some form of disability.

I.2 SDG implementation in Nepal

Nepal is committed to the achievement of the SDGs. Proof of it is the localization of SDG targets and indicators to the national context. This adjustment helps to internalize the SDGs and align them with sectoral annual plans and programmes.

The National Planning Commission (NPC) is the specialized and highest advisory body of the Government of Nepal for formulating a national vision, developing policies, and making periodic plans and sectoral policies for the country's overall development. The NPC prepares VNRs to assess the status of SDG implementation in Nepal, and it submitted the third VNR in 2024, which emphasizes commitment towards the SDGs.

According to the census, the economically active population includes individuals aged 10 years or above engaged in any economic activity, regardless of whether they are seeking employment. This could involve people performing economic work for any duration or actively searching for part-time or full-time jobs if they had not engaged in any economic activity in the 12 months before the census. Although the minimum legal working age in Nepal is 14, in Chandragiri, considering census criteria majority of the population is involved in some form of economic activity as around 54.54 per cent (64,195) of the municipal population are economically active (NSO, 2021).

The VLR is gaining importance in Nepal. It has helped local authorities like Chandragiri to localize the SDGs by understanding the status of progress in their locality, identifying the challenges and opportunities to achieve them, and prioritizing interventions to achieve the goals through a participatory process. The VLR process further strengthens Chandragiri's proactive practices of budget coding aligned with SDGs, which is vital to evaluate the impact of the investments through the implementation of the action plan (see Chapter VI) to achieve the prioritized targets in the future.

The key institutions and stakeholders for SDG implementation in Nepal are presented in Figure 1.2.

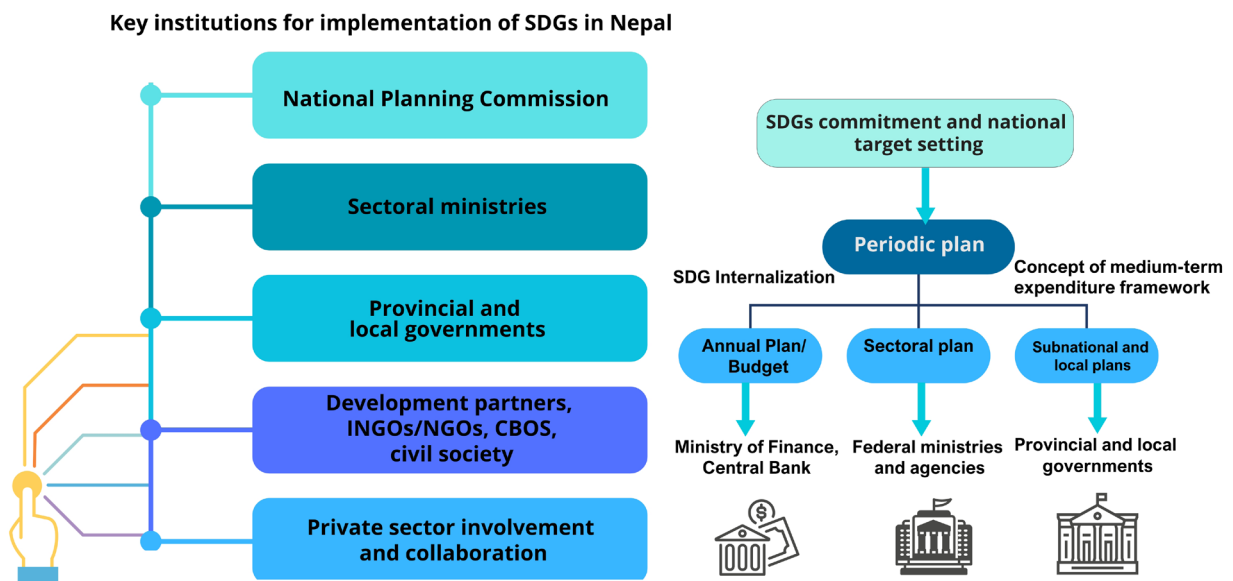


Figure 1.2 Institutions involved in the implementation of SDGs in Nepal and translation of those SDGs in annual plans

Nepal has made deliberate efforts to incorporate the concept of “leave no one behind” as the fundamental equity-based principle for SDG implementation, strongly

aligned with a forward-looking and transformative Constitution that commits to justice and enjoyment of fundamental rights by all (NPC, 2022).



Women empowerment through skill enhancement © Chandragiri Municipality, 2024

2.1 SDG prioritization for VLR

Chandragiri Municipality has referred to the Asia-Pacific Regional Guidelines on Voluntary Local Reviews developed by the United Nations Economic Commission for Asia Pacific (ESCAP, 2020) for VLR preparation (planning and institutionalizing, gathering input and data, report writing, follow-up) and Action-oriented Voluntary Local Review (UN-Habitat, 2024) for guiding contents (institutional ownership and arrangement, linking priority and structuring delivery). Chandragiri Municipality undertook a structured process to prepare the VLR, as detailed in Figure 2.2, which

was initiated with reviewing the municipality's plans, policies and budgetary allocation, including various available datasets in line with the 17 SDGs. Further, the municipality selected five primary SDGs (Figure 2.1), directly contributing to well-being and quality of life, for an in-depth assessment of their status (Chapter IV) and a broader evaluation of all other SDGs (Chapter V), validated through participatory consultations at the community and municipal levels.

Figure 2.1 SDGs prioritized by Chandragiri Municipality (SDGs 3, 4, 5, 6, 11)



2.2 Methodology and institutional set-up for VLR preparation

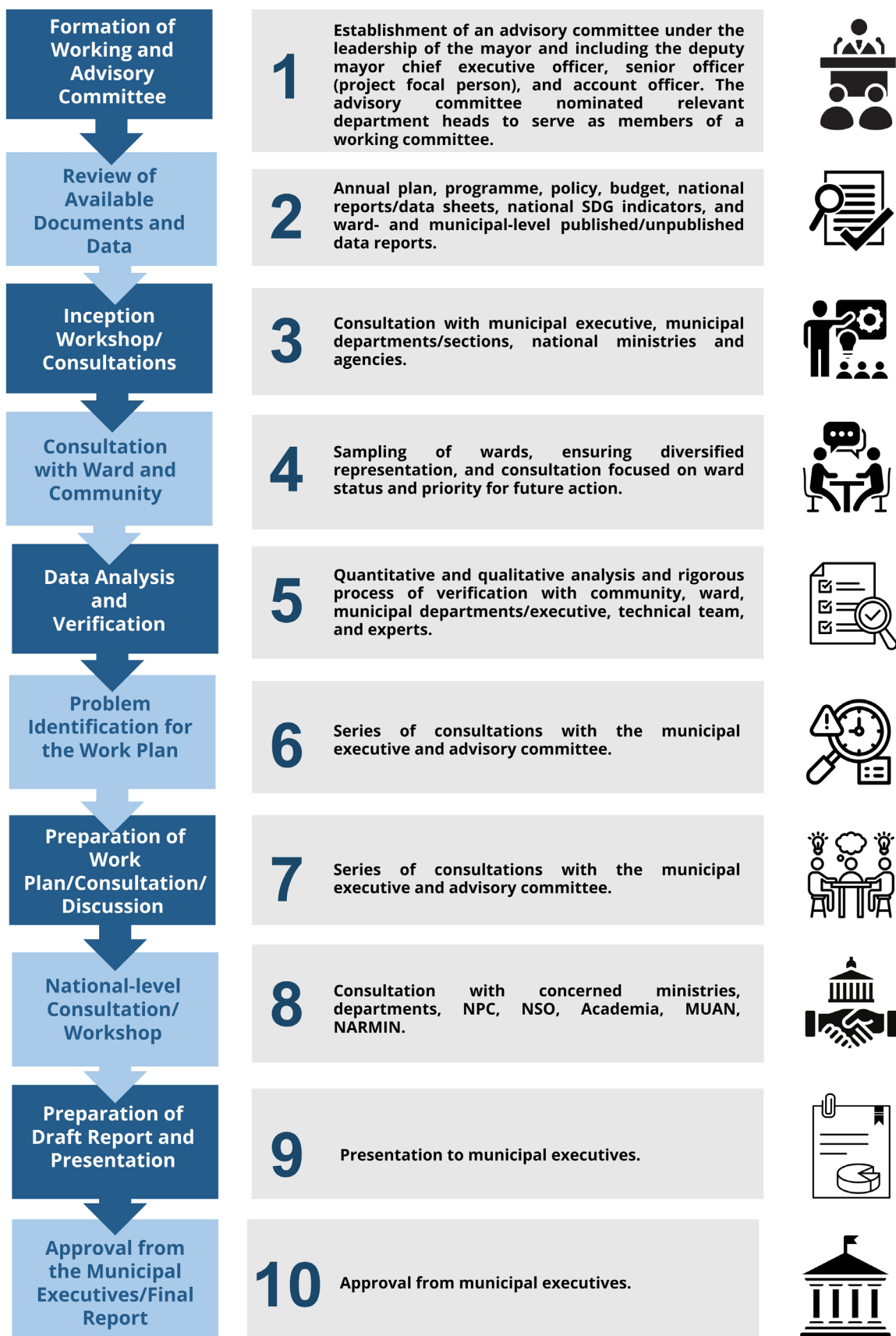


Figure 2.2 Steps in VLR process and stakeholders involved

The process commenced on 25 September 2023, with an inception workshop in the municipality to familiarize the stakeholders (municipal executive team including ward chairs and thematic section chiefs) on SDG localization and the VLR process. A working committee with officials from relevant departments/sections of the municipality, linked to the five prioritized SDGs, was formed to

work on the datasets (Figure 2.3). Similarly, an advisory Committee was formed under the leadership of the Mayor with the Deputy Mayor, Chief Administrative Officer, Municipality Spokesperson and Disaster Risk Reduction (DRR) department chief as members to facilitate the process.



Figure 2.3 Working Committee formed in municipality

2.3 Approach

Qualitative data was collected from multiple sources and validated through multistakeholder engagement, including interviews and focus group discussions (FGDs) at the community level. A participatory and people-centred approach was undertaken to verify the data on the ground to receive perception and feedback from the community on the level of SDG achievements as reflected in the data. The participatory process also helped build the municipality's accountability towards the communities and identify key and area-specific issues, usually not captured by the data.

The advisory and working committees selected four wards (wards 1, 2, 9 and 12) representing both urban and rural areas, as samples representing diversity in the municipality, including proximity, ethnic and cultural diversity, traditional settlements and natural landscape.

The structure of consultations at the ward level and the composition of participants are presented in Table 2.1 and Figure 2.4, respectively.

In addition to a series of community consultations, municipal and national consultations were conducted. In collaboration with the Ministry of Urban Development (MOUD), National Statistics Office (NSO), and Chandragiri Municipality, UN-Habitat Nepal organized a workshop to receive inputs in the VLR process for its replication in other municipalities.

Table 2.1 Activities and outcomes during stakeholder consultations in Chandragiri wards

Activities	Outcome/Remarks
Programme conducted by the focal person appointed by the municipality	<ul style="list-style-type: none"> Increased municipality ownership towards the SDGs with clarity among the ward and communities on the municipal responsibility and priorities.
Introduction to SDGs and VLR	<ul style="list-style-type: none"> Provided participants with an overview and understanding of the SDGs and VLR, setting workshop expectations.
Detailed discussions on prioritized SDGs and indicators	<ul style="list-style-type: none"> Five groups were formed, each led by ward officials of different sectors, including health, education, water supply, gender and elected ward officials. This helped in structured discussions on the targets, with meaningful participation to validate the collected data and collate qualitative information.
Presentation by each group	<ul style="list-style-type: none"> The key discussion points and conclusions were presented for reaching a common understanding and agreement on the data and SDG status.

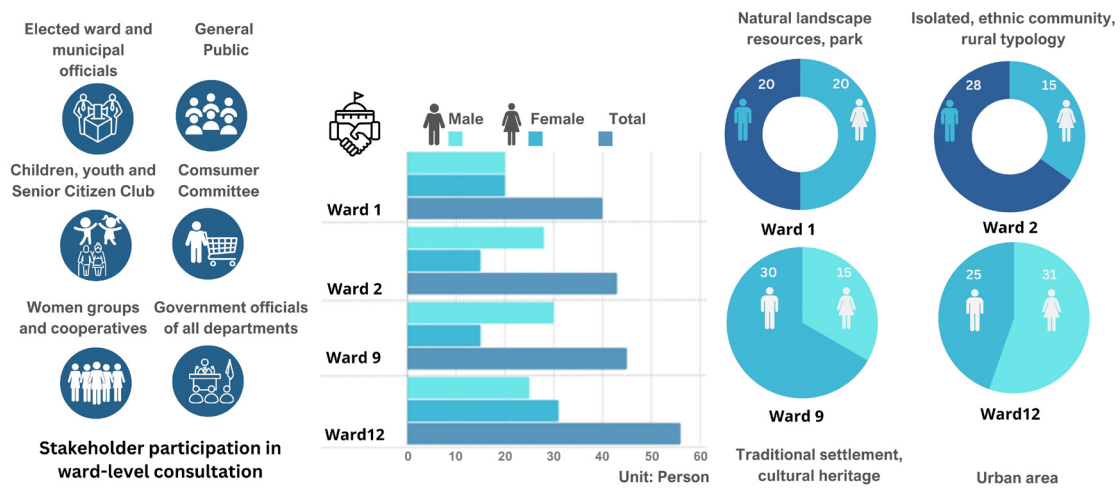


Figure 2.4 Multi-stakeholder engagement in ward-level consultations

The NPC has set national targets for selected and contextualized indicators to meet the SDGs, with intermediate targets set for 2019, 2022, 2025 and 2030, and a baseline of 2015. Noting the importance of local actions to achieve the SDGs, the VLR has been strongly promoted by NPC through publication of various resource materials for localization. The VLR of Chandragiri Municipality was strongly aligned with the nationally set indicators and targets. It served the following benefits:

- All government agencies report on relevant national indicators and their plans and programmes to the NPC. This has ensured uniformity in understanding SDGs and reporting against the set targets for national indicators.

- Aligning the VLR with national indicators and targets helps in vertical integration between the VLR and VNRs.
- Only a few local governments have prepared VLR in Nepal. Thus, adopting and aligning methodologies for data computation and reporting to national indicators can help upscale the VLR in other municipalities.

A Detailed quantitative analysis of indicators of these prioritized SDG indicators was carried out based on the available data and the computational method provided in the metadata repository (<https://unstats.un.org/sdgs/metadata/>).










Community consultation at Ward No. 2, © UN-Habitat, 2023

3.1 Policies aligned to SDGs in Chandragiri Municipality

Chandragiri Municipality has formulated various policies, acts, directives, procedures and guidelines to contribute to the municipal vision of a “Historic, Cultural and

Prosperous City” that aligns with the SDGs, as presented in Table 3.1.

Table 3.1 Policies, acts and procedures formulated by Chandragiri Municipality in line with SDGs

Acts, regulations, policies and directives formulated by Chandragiri Municipality	Description	SDGs
Chandragiri Municipal Education Act, 2075 BS ²	<ul style="list-style-type: none"> Merging and transfer of schools according to need. School management committee for monitoring and evaluation 	
Chandragiri Municipality School Audit Procedure, 2079 BS	<ul style="list-style-type: none"> Ensure quality education and access for all 	
Procedure for Management of Scholarships in Institutional School, 2076 BS; Procedure of Scholarship Management in Chandragiri Municipality, 2079 BS	<ul style="list-style-type: none"> Make the scholarship award process transparent and oriented and ensure targeted beneficiaries' access 	
Child Fund Establishment and Operation Procedure, 2076	<ul style="list-style-type: none"> Protection of children, especially in deprived communities; access to opportunities 	
Procedure for Networking and Management of Municipal-Level Subject Wise Teacher, 2079 BS	<ul style="list-style-type: none"> For uniformity in strategy, child-friendly learning environment, technology-based teaching, and increased quality of education through coordination and collaboration 	
Public School Infrastructure Construction Procedure, 2080 BS	<ul style="list-style-type: none"> For resilient, inclusive school infrastructure construction 	
Act Related to Procedure on Chandragiri Municipality Justice Committee, 2075 BS	<ul style="list-style-type: none"> For mediation and arbitration, providing justice and encouraging social cohesion 	
Protocol of Officials in Chandragiri Municipality, 2075 BS	<ul style="list-style-type: none"> Maintain uniformity in understanding the role and duties of each official, making work effective and efficient in the municipality 	
Act Related to Procedure on Administration of Chandragiri Municipality, 2075 BS		

²The Bikram Sambat calendar is 56.7 years ahead of the Gregorian calendar (Eg: 2081 BS = 2024/2025 AD). <https://www.hamropatro.com/posts/articles-events-v2/articles-events-v2-english-new-year-of-nepal>

Chandragiri Municipal Assembly Operation Procedure, 2075 BS	• Institutionalization of procedure, policymaking and planning; realization of democratic representation
Chandragiri Municipality Budget/ Fund Release Act, 2075 BS	• Direction to every ward, sectoral Committee, and department (for maintaining fiscal discipline)
Procedure for Performance Evaluation of Chandragiri Municipality, 2075 BS	• For increasing the capacity of public service delivery in social, economic, infrastructure, development, environmental protection, and Disaster Risk Management
Procedure Related to Business Tax, 2078 BS	• Registration, renewal and categorization of business, revenue monitoring and mobile service, the responsibility of ward and municipal office
Finance Act, 2077 BS	• Related to tax (property, business, entertainment, advertisement, vehicle, service, and incentives), according to category and size
Expenses-Related Standard of Chandragiri Municipality, 2077 BS	• To maintain austerity, fiscal discipline among and between government activities
Chandragiri Municipality Cooperative Act, 2075 BS	• Classification according to sector (productive, consumer, labour) and able to do business, transaction, industry, projects
Directives for Market Monitoring by Chandragiri Municipality, 2075 BS	• For sustainable production, consumption, consumer interest protection, sellers and buyers, quality of goods, business, chambers and commerce, complaint handling mechanism, punishment, protocol
Chandragiri Municipality Agricultural Business Promotion Act, 2075 BS	• Supply to neighbouring as well as inside the municipality, collection centre, haat bazaar, retail market, wholesale market and its management, incentives on tax, machinery, soft loans by banks and financial institutions, a separate fund for agricultural promotion
Procedure for Distribution of Identity Card for Persons with Disability (PWDs), 2075 BS	• For protection and promotion of Persons with Disabilities (PWDs) and ensure they get the monetary/ non-monetary support provided by the government as well as other opportunities
Chandragiri Municipality Construction Business Act, 2075 BS	• Ensuring businesses capacitated in terms of economic and human resources, so that quality work will be done, ensuring safety in construction works, making businesses accountable
Solid Waste Management Act, 2075 BS	• Public-Private Partnership model, promot reducing waste and encouraging reuse, and recycle in public and private spaces, provision of punishment for non-compliance



Local Health Service Act, 2076 BS Procedure for Providing Medicine and Monetary Grant for Senior Citizens above 60 years Suffering from Diabetes and High Blood Pressure, 2079 BS	<ul style="list-style-type: none"> For providing basic health services for free, with quality standards, through various mechanisms, management of medicines and health officials, monitoring and evaluation of services provided, support for elderly population 	
Procedure for Health Institutions Registration, Permission, Renewal and Standard Raising in Chandragiri Municipality, 2079 BS	<ul style="list-style-type: none"> Expand and provide quality health services to all affordably and reliably 	
Act for Disaster Risk Reduction and Management in Chandragiri Municipality, 2075 BS	<ul style="list-style-type: none"> For coordination between national and provincial governments, risk-sensitive planning and development, risk analysis, making public infrastructure resilient, further development, increase awareness, emergency and reconstruction, and support to victims 	
Procedure for Operation of Chandragiri Municipality Disaster Management Fund, 2075 BS	<ul style="list-style-type: none"> To ensure effective and efficient mobilization of funds; reach the needy and targeted communities affected by disaster; and facilitate preparedness, reduction, recovery and reconstruction after disaster 	
Act for Conservation of Environment and Natural Resources in Chandragiri Municipality, 2077 BS	<ul style="list-style-type: none"> For environmental protection, consideration during infrastructure development, conservation of cultural heritage, provision of Environment Impact Assessment (EIA) and Initial Environment Examination (IEE), climate change mitigation plan, pollution control, lab establishment, forest and biodiversity conservation, public open space management 	
Entertainment Tax Guideline, 2078 BS Internal Revenue Collection Procedure, 2078 BS	<ul style="list-style-type: none"> To bring clarity to the job and responsibility as well as the scope of the municipal Economic Development Committee and make its work effective, result-oriented, and unbiased 	
Procedure for Private Entrepreneurship Promotion, Monetary Support and Grant Program Operation, 2078 BS	<ul style="list-style-type: none"> To increase a business-friendly environment, institutional grants for people and cultural programme, scholarships, and training in collaboration with other organizations 	
Procedure for Promotion and Grant to Business based on Traditional Skills, 2079 BS	<ul style="list-style-type: none"> To promote respect for local knowledge, conservation of tradition and skills, sustainable business practices 	
Gender Equality and Social Inclusion Strategy 2079-2084 BS	<ul style="list-style-type: none"> To encourage inclusive development with a participatory approach of all; eliminate discrimination based on gender and, social class, caste; increase access to all resources and decision-making; increase capacity development and its mainstreaming with localization, with monitoring index and activities 	

<p>Procedure for Operation of Environment-Friendly Brick Factory, 2079 BS</p>	<ul style="list-style-type: none"> Conduct environmental assessments and implement continuous monitoring, including periodic reviews. Restrict new registrations in residential areas and ensuring that operations are based on electric tunnel kiln technology, with no disruption to the local community during operation. 	 
<p>Chandragiri Municipality Vehicle and Transportation Management Procedure, 2079 BS</p>	<ul style="list-style-type: none"> Increase access to public transportation; environment-friendly, reliable, affordable and safe public transportation 	
<p>Environment and Solid Waste Management Volunteer's Mobilization Criteria, 2080 BS</p>	<ul style="list-style-type: none"> Separation of waste in source, reduce, reuse, recycle 	 
<p>Act for Development of Sports Sector in Chandragiri Municipality, 2079 BS</p>	<ul style="list-style-type: none"> To invest in sports infrastructure, promote professional sports and its promotion, good health through sports, national- and international-level participation 	
<p>Procedure for Community Learning Center Operation and Management, 2077 BS</p>	<ul style="list-style-type: none"> Targeted for people deprived of formal education, to provide skills, literacy 	
<p>Youth Development Act of Chandragiri Municipality, 2079 BS</p>	<ul style="list-style-type: none"> Entrepreneurship and employment promotion, skill development, inclusive participation in development works, capacity enhancement and mainstreaming 	
<p>Procedure for Formation and Operation of Women Committee, 2075 BS</p>	<ul style="list-style-type: none"> Ward-level Committee for strategy development, inclusive policy and decision-making, entrepreneurship development and towards achieving gender equality through capacity enhancement, empowerment 	
<p>Procedure for Establishment, Mobilization and Management of Consumer Committee in Chandragiri Municipality, 2075 BS</p>	<ul style="list-style-type: none"> Public participation and ownership in decision-making, public projects, people-led development, sustainability of projects, making inclusive participation, including representation of women and people from marginalized communities as well 	
<p>Chandragiri Integrated Water Supply and Sanitation Management Act, 2080 BS and Regulation 2080 BS</p>	<ul style="list-style-type: none"> For source conservation, good quality water supply services in a regular, managed, integrated and affordable manner; managed sewerage system and treatment of water 	
<p>Municipal Police Operation and Management Procedure of Chandragiri Municipality, 2079 BS</p>	<ul style="list-style-type: none"> Protection of public property; maintenance of law, order and safety during festivals and occasions; implementing decisions of the Justice Committee; disaster management; preventing the encroachment of public property 	 

Source: <https://chandragirimun.gov.np/ne/act-law-directives>

These policies guide the municipality and its governance structure, including the private sector, civil society, and other stakeholders, to abide by the legislative and

operational framework for conducting any intervention in the municipality.

3.2 Budget allocation and alignment with the SDGs

The budget sources at the local level in Nepal are: (a) local revenue (property, business, entertainment, advertisement, vehicle, service tax); (b) federal and provincial grants and loans; and (c) grants from development partners.

The SDG Budget Coding Resource Book in Local Level Program and Budget (2079 BS) provides an overview of the municipal budgets and allocations directly contributing to the SDGs. Chandragiri Municipality is one of the pioneer municipalities that has initiated coding each budget-line activity with targeted SDGs since the FY 2023/2024.

The total budget of Chandragiri for the FY 2023/24 (NPR 2,443,780,000, equivalent to USD 18.5 million) was analysed (Figure 3.1) to assess the budgetary allocation or distribution across the SDGs for further supporting in action planning aligned with the status/gaps identified.

It is observed that 38.79 percent of the total budget is allocated to SDG 11; the budget allocation on SDGs 11 and 9 overlap, specifically in infrastructure development related to sustainable transport. The municipality has coded budget lines related to transport, like roads and bridges, under SDG 11, which has resulted in higher allocation to SDG 11 compared to other SDGs and no budget coding for SDG 9, which is a limitation for further improvement. Of the total budget, 16.06 per cent is allocated to SDG 13, 13.97 per cent to SDG 4, 11.29 per cent to SDG 1 and 6.85 per cent to SDG 3. Despite the absence of budget allocation/coding specifically for SDG 10 (Reduced inequality), there exists linkage and complementarity provided by budget allocations for SDG 1 (No poverty), SDG 2 (Zero hunger), SDG 3 (Good health), SDG 4 (Quality education), SDG 5 (Gender equality) and SDG 8 (Decent work and economic growth).

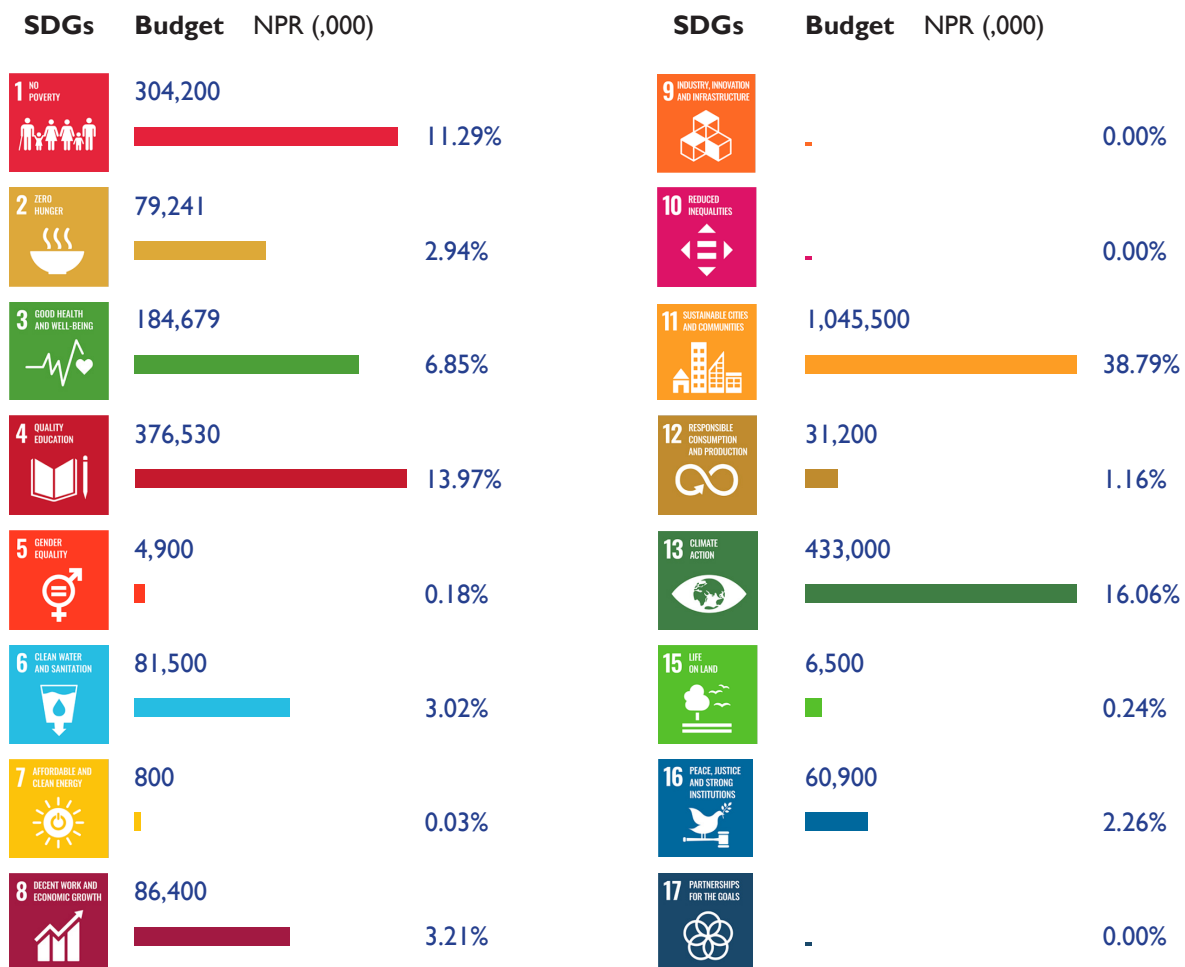


Figure 3.1 Municipal budget distribution based on SDG coding, as reflected in the FY 2023/24



Connectivity and safer mobility are a key concern of Chandragiri Municipality © UN-Habitat, 2024



Awareness programme for the reduction of air pollution © Chandragiri Municipality

04

Chandragiri's progress on the SDGs

4.1 SDG 3: Ensure healthy lives and promote well-being for all at all age

SDG 3 aims to ensure healthy lifestyles and well-being for everyone at all ages through preventative and curative measures to avoid illness and diseases and

provide modern, efficient health care for everyone. To achieve the targets under SDG 3 calls for:

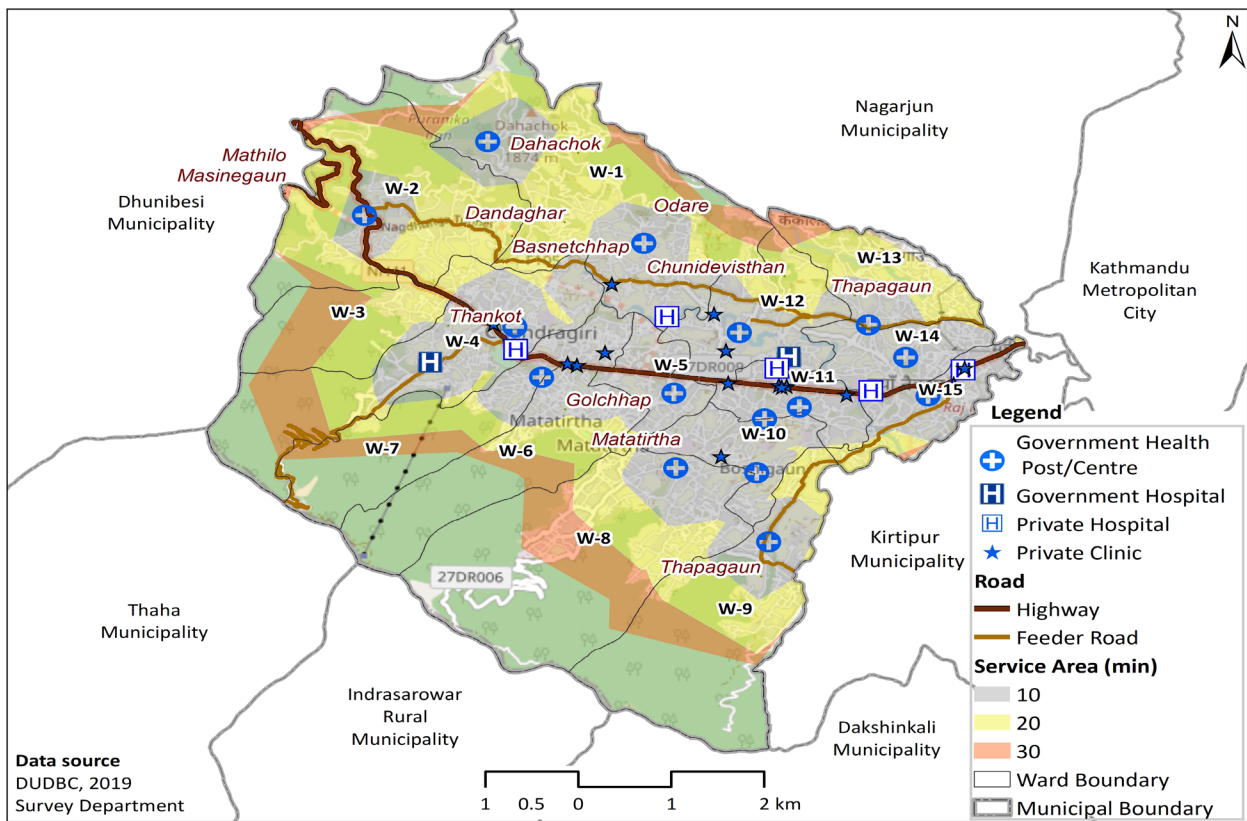
Reducing, by 2030, the global maternal mortality ratio to less than 70 per 100,000 live births,
Ending preventable deaths of newborns and children under 5 years of age,
Ending the epidemic of AIDS, TB, malaria and neglected tropical diseases and combat hepatitis, water-borne diseases and other communicable diseases,
Reducing by one third premature mortality from Non-communicable Diseases (NCDs), through prevention and treatment and promote mental health and wellbeing, and
Strengthening the prevention and treatment of substance abuse, including narcotic drug abuse and harmful use of alcohol.

Chandragiri Municipality has prioritized accessibility to health services for the people with at least one health institution in each ward. There are 11 health posts, 2 government hospitals, 5 urban health centres, and 13 private hospitals and clinics in the municipality (Chandragiri Municipality, 2024c). In the municipality, 98.4 per cent of households have access to health

facilities within a 30-minute walk, except for remote settlements of Ward 2 (Mathilo Masine Gaun and Tallo Masine Gaun) (Map 4.1). According to the degree of urbanization (DEGURBA) classification, out of 15 wards in Chandragiri, ward number 1 and 3 fall under peri-urban category, with remoteness in characteristics and sparsely dispersed population (NSO, 2023).



City Hospital in the municipality © UN-Habitat, 2024



Map 4.1 Health facilities and their service areas in Chandragiri Municipality

Ward 2 plans to construct an additional health centre (information obtained from FGDs and key informant interviews (KIIs) in wards and the municipality). Similarly, the annual plans and programmes of the municipality, for the FY 2023/24 include health post construction in Machchhegaun, hospital infrastructure construction and maintenance in Thankot, and several programmes to enhance health services.

4.1.1 SDG 3 indicator status

The municipality is progressing towards achieving the national SDG target on maternal mortality, which is 0.8 per 1,000 live births, against the national target of 0.9 per 1,000 live births in 2025. There was only one maternal mortality case registered in 2022/23, compared to two in 2021/22 and one in 2020/2 (Figure 4.1) (Chandragiri Municipality, 2023; HMIS, 2023).

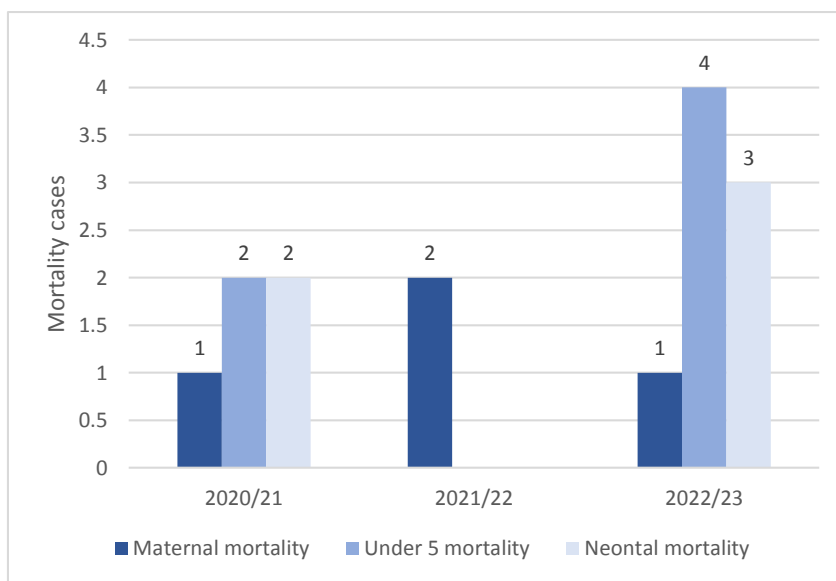


Figure 4.1 Maternal, under 5, and neonatal mortality in Chandragiri Municipality

Similarly, both indicators for under-5 mortality and neonatal mortality are low compared to the national target of 2030. The under-5 mortality is 3.19 against the 2030 target of 20 per 1,000 live births. Only 4 under-5 mortality cases were reported in 2022/23, compared to 0 in 2021/22 and 2 in 2020/21 (Figure 4.1) (HMIS, 2023). The neonatal mortality is 2.39 against the 2030 target of 12 per 1,000 live births. There were three neonatal mortality cases reported in 2022/23, compared to none in 2021/22 and two in 2020/21 (HMIS, 2023).

Despite significant progress made in reducing maternal, under-5 and neonatal mortalities, the municipality needs to make promising efforts in containing the surging Tuberculosis (TB) and Hepatitis B cases. Data from 2020 to 2023 shows that new TB and Hepatitis B cases are rising in the municipality, requiring focused studies to identify the root causes. There were 186 new TB cases

in 2022/23, compared to 165 in 2021/22 and 141 in 2020/21 (Figure 4.2). Similarly, there were 88 Hepatitis B cases in 2022/23, compared to 28 in 2021/22 and 1 in 2020/21 (Figure 4.3) (HMIS, 2023).

The number of suicide incidents is also increasing in the municipality (Figure 4.4). During the COVID-19 pandemic in 2021, suicide incidents were at their peak, with 36 cases registered in 2021/2022. In 2022/2023, 31 cases were registered, which is 22.65 cases per 100,000 population and higher than the national 2030 target of 4.7 (HMIS, 2023).

Likewise, the incidences of communicable diseases like Dengue are increasing in the municipality, with 528 cases recorded in 2023, against the national target of 228 (HMIS, 2023). This public health challenge has surged in Kathmandu Valley in general in the past few years.

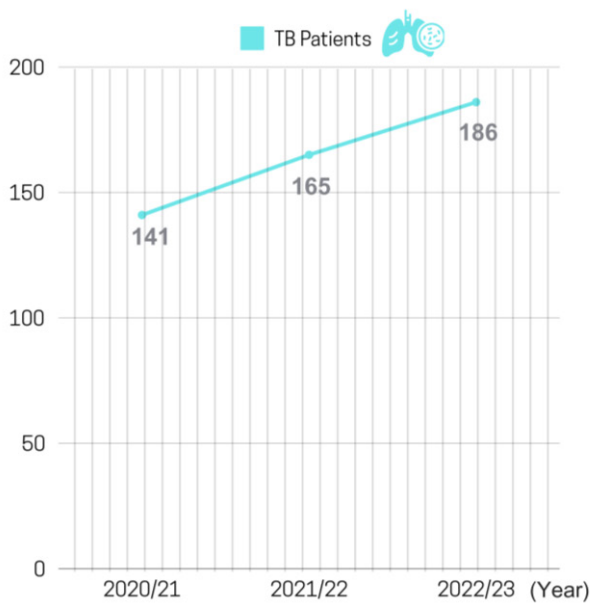


Figure 4.2 New TB patients in Chandragiri Municipality

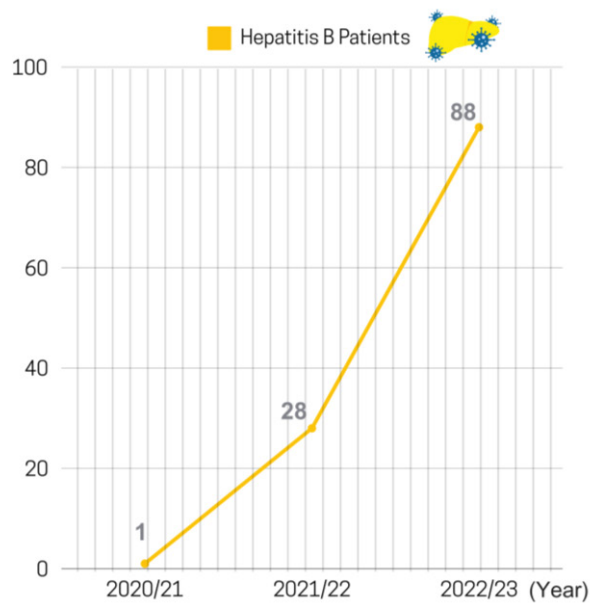


Figure 4.3 Hepatitis B patients in Chandragiri Municipality

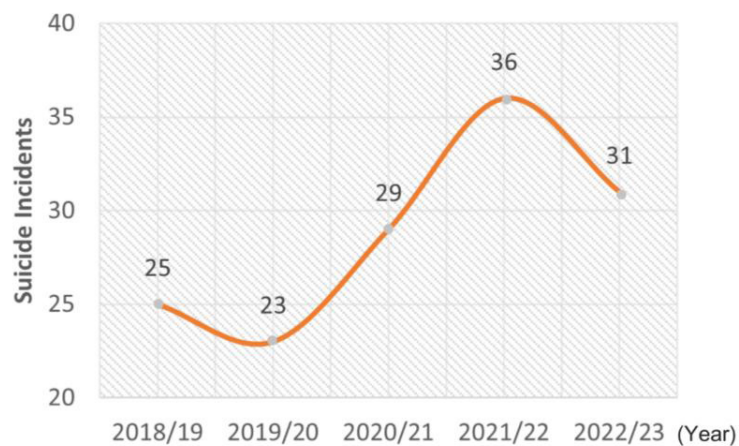


Figure 4.4 Suicide incidents in Chandragiri Municipality

Status of SDG indicators

Table 4.1 Detailed status of SDG 3 indicators



The annual FY period is from July to June. The data in this report is based on government FY 2022/23, as practised in VNRs. Where data is not available, the latest available data is used.

SDG target 3.1	By 2030, reduce the global maternal mortality ratio to less than 70 per 100,000 births
Indicator 3.1.1	Maternal mortality ratio
National SDG target	SDG 2025: 0.9 per 1,000 live births SDG 2030: 0.7 per 1,000 live births
Municipal status (2022/23)	0.8 per 1,000 live births
Remarks	1 maternal death (Chandragiri Municipality, 2023) 1,255 live births (Baseline Survey of Community Nursing Program, 2023) (NSO, 2021)

SDG target 3.2	By 2030, end preventable deaths of newborns and children under 5 years of age, with all countries aiming to reduce neonatal mortality to at least as low as 12 per 1,000 live births and under-5 mortality to at least as low as 25 per 1,000 live births
Indicator 3.2.1	Under-5 mortalities rate (per 1,000)
National SDG target	SDG 2025: 24 per 1,000 live births SDG 2030: 20 per 1,000 live births
Municipal status (2022/23)	3.19 per 1,000 live births
Remarks	4 incidents of under-5 mortality (HMIS, 2023)

Indicator 3.2.2	Neonatal mortality rate (per 1,000)
National SDG target	SDG 2025: 14 per 1,000 live births SDG 2030: 12 per 1,000 live births
Municipal status (2022/23)	2.39 per 1,000 live births
Remarks	

SDG target 3.3	By 2030, end the epidemics of AIDS, tuberculosis, malaria and neglected tropical diseases and combat hepatitis, water-borne diseases and other communicable diseases
Indicator 3.3.2	Tuberculosis incidence (per 100,000 population)
National SDG target	SDG 2025: 55 per 100,000 population SDG 2030: 20 per 100,000 population
Municipal status (2022/23)	135.9 per 100,000 population
Remarks	New TB incidence = 186 (HMIS, 2023)

Indicator 3.3.4	Hepatitis B prevalence (per 100,000 population)
National SDG target	SDG 2025: 2,610 per 100,000 population SDG 2030: 2,566 per 100,000 population
Municipal status (2022/23)	64.29 per 100,000 population
Remarks	88 Hepatitis B incidents (66 male, 22 female) (HMIS, 2023).
Indicator 3.3.5	Number of people requiring interventions against neglected tropical diseases -Dengue cases
National SDG target	SDG 2025: 228 SDG 2030: 0
Municipality status (2022/23)	528
Remarks	528 Dengue cases (302 male, 226 female) (HMIS, 2023).
SDG target 3.4	By 2030, reduce by one-third premature mortality from non-communicable diseases through prevention and treatment and promote mental health and well-being
Indicator 3.4.1	Mortality between 30 and 70 years of age from cardiovascular disease, cancer, diabetes or chronic respiratory disease (per 1,000 population)
Indicator 3.4.1.1	Cardiovascular disease
National SDG target (2030)	SDG 2025: 1.11 per 1,000 population SDG 2030: 1.01 per 1,000 population
Municipality status (2022/23)	0.41 per 1,000 population
Remarks	57 people died due to cardiovascular disease (Baseline Survey of Community Nursing Program, 2023) (The data is irrespective of age and shows the mortality of people of all ages due to cardiovascular disease).
Indicator 3.4.1.2	Cancer
National SDG target (2030)	SDG 2025: 0.52 per 1,000 population SDG 2030: 0.47 per 1,000 population
Municipality status (2022/23)	0.34 per 1,000 population
Remarks	47 people died due to cancer (Baseline Survey of Community Nursing Program, 2023) (The data is irrespective of age and shows the mortality of people of all ages due to cancer).
Indicator 3.4.2	Suicide mortality rate (per 100,000 population)
National SDG target	SDG 2025: 7.8 per 100,000 population SDG 2030: 4.7 per 100,000 population
Municipality status (2022/23)	22.65 per 100,000 population
Remarks	31 mortalities due to suicide (2022/23) (Chandragiri Municipality, 2024)

SDG target 3.6	By 2020, halve the number of global deaths and injuries from road traffic accidents
Indicator 3.6.1	Death rate due to road traffic injuries (%)
National SDG target	SDG 2025: 7.45% SDG 2030: 4.96%
Municipality status (2022/23)	7.5%
Remarks	9 (7 male, 2 female) deaths due to road traffic incidents 11 (8 male, 3 female) injured due to road traffic incidents 120 total traffic incidents in FY 2022/23 (Nepal Police, 2024)

SDG target 3.7	By 2030, ensure universal access to sexual and reproductive healthcare services, including family planning, information and education, and the integration of reproductive health into national strategies and programmes
Indicator 3.7.2	Adolescent birth rate (aged 15-19 years) per 1,000 women in that age group
National SDG target	SDG 2025: 43 per 1,000 women SDG 2030: 30 per 1,000 women
Municipality status (2021)	10.20 per 1,000 women
Remarks	Adolescent giving birth: 58 (NSO, 2021) Total number of women aged 15-19: 5,688 (NSO, 2021)

SDG target 3.8	Achieve universal health coverage, including financial risk protection, access to quality essential healthcare services and access to safe, effective, quality and affordable essential medicines and vaccines for all
Indicator 3.8.1	Coverage of essential health services (defined as the average coverage of essential services based on tracer interventions that include reproductive, maternal, newborn and child health, infectious diseases, non-communicable diseases and service capacity and access among the general and the most disadvantaged population)
Indicator 3.8.1.1	Percentage of women having 4 antenatal care (ANC) visits as per protocol (among live births)
National SDG target	SDG 2025: 81% SDG 2030: 90%
Municipality status (2022/23)	88.2%
Remarks	1,107 women took antenatal care: <ul style="list-style-type: none"> 1,060 women aged 20 years old and above had at least four ANC visits as per protocol. 47 women aged below 20 years old had at least four ANC visits as per protocol. (HMIS, 2023) <p>Nepal adopted a new protocol of eight ANC visits (at 12 weeks, 16 weeks, 20-24 weeks, 28 weeks, 32 weeks, 34 weeks, 36 weeks, and 38-40 weeks of pregnancy) in 2023. Before this, only four ANC visits were required (at 16 weeks, 22-24 weeks, 32 weeks, and 36 weeks of pregnancy). This new protocol was largely unknown to the health workers and general population, and most women took four ANC and 287 women took eight ANC visits in 2023 (HMIS, 2023).</p>

Indicator 3.8.1.9	Percentage of households within 30 minutes travel time to a health facility
National SDG target	SDG 2025: 80.6% SDG 2030: 90%
Municipality status (2019)	98.49%
Remarks	98.49% of buildings were within 30 minutes of travel to a health facility by walking (DUDBC, 2019). Analysis was performed using network analysis and vector analysis tools in QGIS, based on data obtained from the Department of Urban Development and Building Construction (DUDBC, 2019).



Patients being checked in health-care facilities at Chandragiri Municipality © UN-Habitat, 2024

Initiatives by the Municipality

The municipality has been conducting several health support programmes to reduce maternal mortality, as well as to improve preventive and curative health services for the residents, which are as follows:

ANC: The municipality has been encouraging pregnant women to have eight ANC visits between their conception period and the onset of labour for screening and management of potential pregnancy-related complications. Health workers and female community health volunteers have been conducting different awareness programmes for these visits. The municipality also provides free ultrasound service from three health posts for pregnant women and emphasizes the importance of safe institutional delivery by skilled birth attendants.

Institutional and home postnatal care (PNC): PNC home visit is assigned to the community nurse of each ward in the municipality. The community nurse visits every postpartum mother in their catchment area (respective ward) and is on call to provide PNC.

Reproductive morbidity screening camp: The municipality, in coordination with non-governmental organizations (NGOs), provides screening for cervical

cancer, breast cancer, uterine prolapse, and other reproductive health problems.

To reduce neonatal and under-5 mortality, the municipality has launched the following programmes:

Community-based integrated management of neonatal and childhood illness (CBIMNCI) programme: Health workers assess the health problems of children under-5 years old and support them (treatment and counseling services), as per the Integrated Management of Neonatal and Childhood Illness (IMNCI) protocol.

Nutrition programme: The municipality health workers distribute free iron-folic acid, vitamin A and calcium supplements to pregnant and postpartum mothers. Similarly, the nutritional status of children under-5 years old is assessed, and cases of severe malnourishment are referred to the respective health facility, where the children get nutritional supplements under the Integrated Management of Acute Malnutrition (IMAM) programme.

Female Community Health Volunteer (FCHV) programme: The FCHV provides mothers with health education on breastfeeding and nutrition, as

well as signs of health conditions (convulsion, lethargic/unconsciousness, vomiting, inability to drink) in children, and identifies health problems in children under

5, counsels and refers them to health facilities for appropriate treatment.

The Community Nursing Program was launched by the Government of Nepal as a pilot programme in three municipalities (Bardibas, Waling and Chandragiri) from July 2021, to provide health services at the household level for safe motherhood, health care of newborn baby, children, youths and senior citizens, prevention and control of communicable and non-communicable diseases. The program is financed and monitored by the Department of Health Service, under the Ministry of Health and Population. In the municipality, it is supervised by a community health officer and implemented by community nurses in each ward. In Chandragiri Municipality, the program was launched in July 2022 and since then, the nurses have been digitalizing health profiles using the CHIT App, conducting household surveys on non-communicable diseases, of married women of reproductive age, health of children below five years, ANC home visit, PNC home visit, health checkup of senior citizens, primary health care and first aid treatment, breast and uterus cancer screening, mental health screening, health education and awareness programs.

The municipality prioritizes ensuring every child is vaccinated through mass awareness activities, door-to-door visits, and free vaccinations.

The municipality has also been providing monthly financial support to senior citizens above 60 years of age for the treatment of diseases, particularly chronic diseases like hypertension and diabetes (Chandragiri Municipality, 2023b).

The municipality provides one-time NPR 25,000 and NPR 5,000 monthly to people who cannot afford the cost of medical expenses and are suffering from cardiovascular diseases, cancer, renal failure, Alzheimer's, Parkinson's, head and spinal injury, Sickle Cell Disease (SCD) and stroke (Chandragiri Municipality, 2021, 2023b). The Government of Nepal provides a one-time NPR 100,000 as health-care expenses to these people. These funds are allocated to the hospitals where the patients receive treatment. For this, the municipality validates the patient and disease and refers him/her to the government for accessing the support (GON, 2020).

In the FY 2022/23, 214 people were provided a one-time amount of NPR 25,000, and 175 people were referred to the government to receive the health-care support of NPR 100,000 in the hospitals (Chandragiri Municipality, 2024f).

4.1.2 Challenges and way forward

Despite investment in SDG 3, several challenges exist in terms of gaps in financial resources, infrastructure, and availability of health technicians to maintain the quality of services offered by the existing health institutions. Due to the accessibility of quality health facilities in neighbouring municipalities like Kathmandu and Lalitpur Metropolitan City, the people of Chandragiri Municipality are likely to prefer services from out-of-municipality facilities, except for basic health services. Hence, improving the health infrastructure and service delivery should be a priority of the municipality to provide quality health services within its boundaries. There is also a challenge of widening the gap for the seasonal migrants and rental population in accessing health related support provided by the municipality, whose population is significant in size in the municipality.

Some key targets are challenging to meet and demand targeted intervention, for example, to end the epidemics of AIDS, TB, dengue, neglected tropical diseases, and combat hepatitis. Similarly, it is challenging to meet the targets of 2030 for indicators related to suicide mortality rate and death rate due to road traffic injuries. To address these challenges, collaboration with national stakeholders is needed to plan interventions based on spatial evidence and by pooling technical expertise for a comprehensive approach.



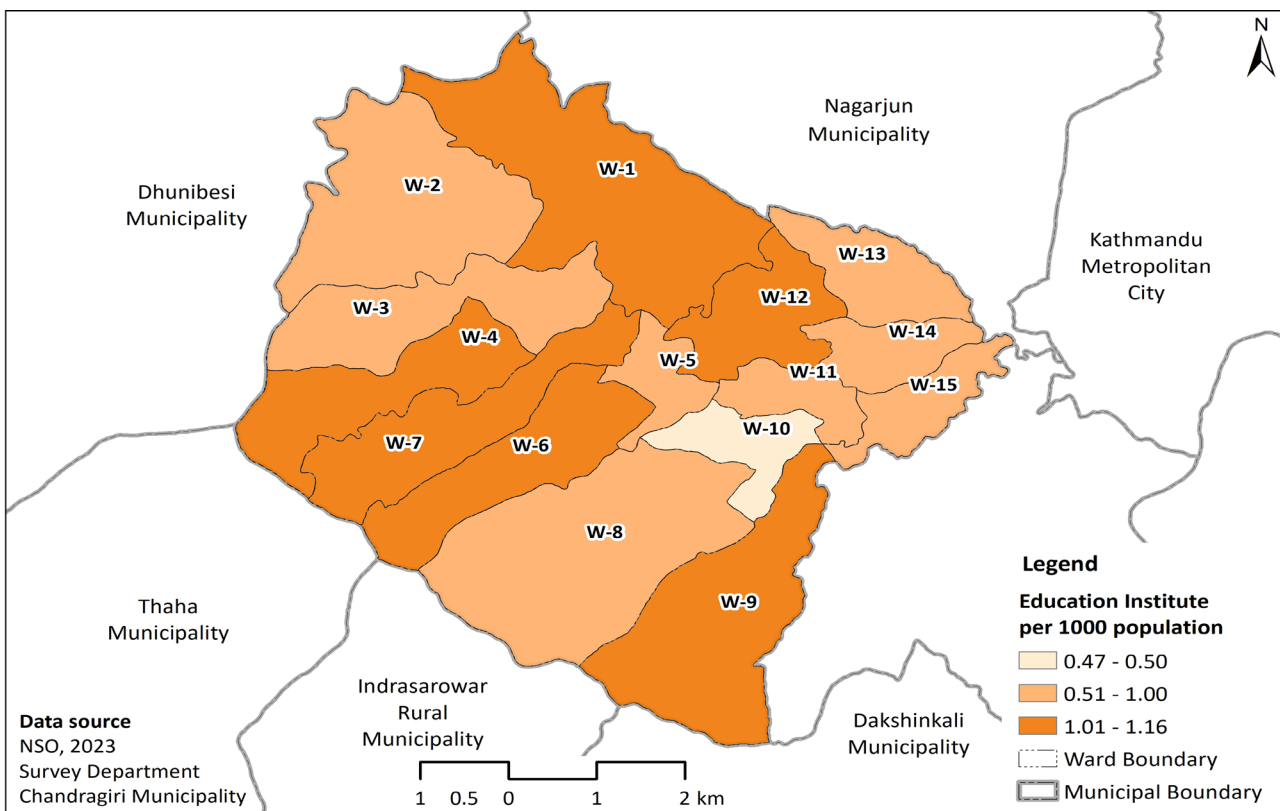
Patients waiting for their health-care services at a city hospital © UN-Habitat, 2024

4.2 SDG 4: Ensure inclusive and equitable quality education and promote lifelong learning opportunities for all

SDG 4 is to provide equal access to quality primary, secondary and post-secondary education for lifelong

learning opportunities for all children and adults. To achieve the targets under SDG 3 calls for:

1. All girls and boys complete free, equitable and quality primary and secondary education leading to relevant and effective learning outcomes,
2. All girls and boys have access to quality early childhood development, care and pre-primary education so that they are ready for primary education,
3. There is equal access for all women and men to affordable and quality technical, vocational and tertiary education, including university,
4. There is an increase in the number of youth and adults who have relevant skills, including technical and vocational skills, for employment, decent jobs and entrepreneurship, and
5. There is elimination of gender disparities in education and ensure equal access to all levels of education and vocational training for the vulnerable, among others.



Map 4.2 Number of educational institutions in Chandragiri Municipality

4.2.1 SDG 4 indicator status

In Chandragiri Municipality, there are 26 community schools, 81 institutional schools, 4 informal adult education schools and 2 religious schools, out of which, 22 are early childhood development (ECD)/pre-primary class (PPC), 32 are basic schools (1-8 grade), 57 are

secondary schools (9-12 grade), and 2 are graduate colleges with bachelor and master courses (Chandragiri Municipality, 2024d). Diploma and graduate colleges provide nursing, education, management, and computer applications education. For other courses, people seek

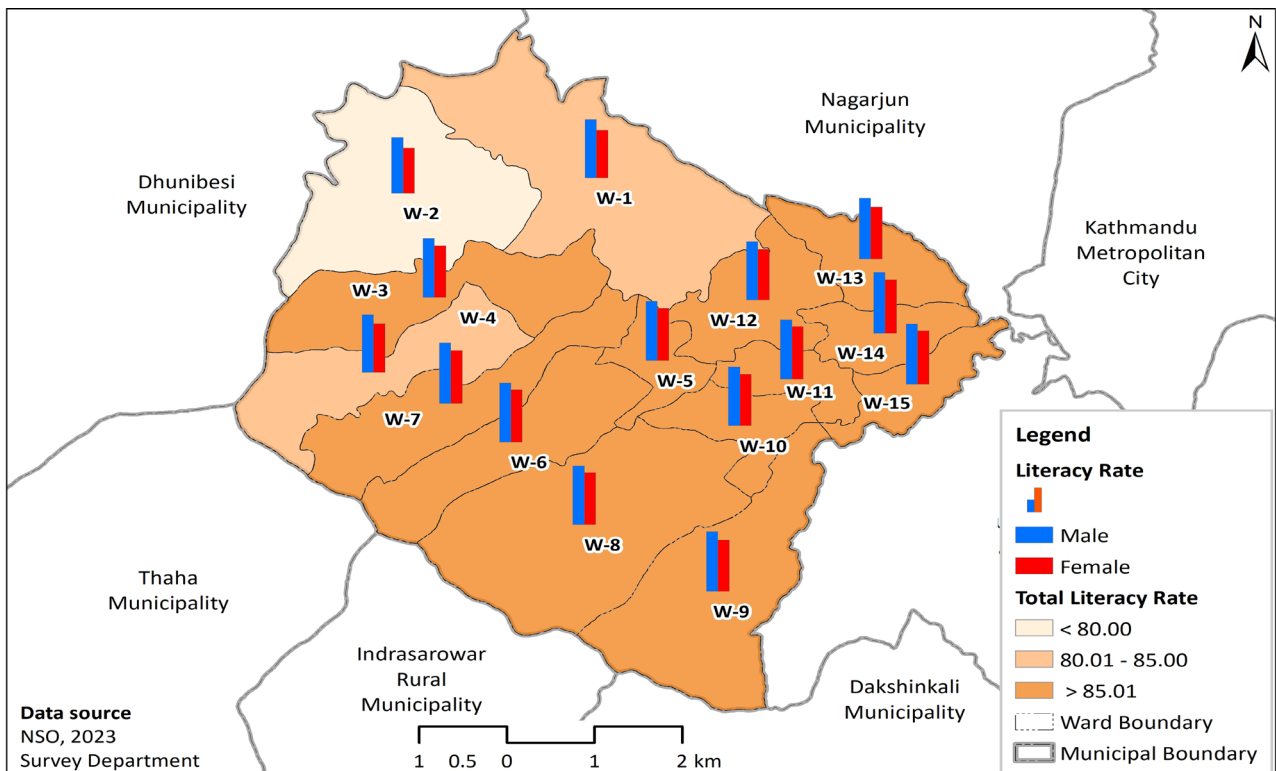
college enrolment in the valley (Chandragiri Municipality, 2023a). Ward 12 has the highest number (15) of educational institutions, whereas wards 2, 3 and 10 have the lowest numbers, with only 5 institutions in each ward (Map 4.3) (Chandragiri Municipality, 2024d).

The overall literacy rate (5 years of age and above) of the municipality is 87.27 per cent, with male literacy (93.46 per cent) being higher than female (81.16 per cent). The overall literacy rate (15-24 years of age) is 98.33 per cent, with male literacy at 98.51 per cent and female literacy at 98.15 percent. Wards 7, 13, 14 and 15 have the highest literacy rate (5 years of age and above) (89 per cent), while Ward 2 has the lowest literacy rate (79.95 per cent) (Map 4.3) (NSO, 2023).

The gender parity index (GPI) in the municipality shows that girls' enrolment is lower than that of boys. However, there is an increasing trend in GPI with an increase in education level. The GPI is 0.85 in grades 1-5, 0.86 in grades 6-8, and 0.92 in grades 9-12 (CEHRD, 2023).

The gross enrolment rate (GER) of both girls and boys is highest in primary education (grades 1-5), but there is a declining trend of GER from grades 6-12 (Figure 4.6) (CEHRD, 2023). The Government of Nepal provides free school meals to students from preschool to grade

5 in community schools (Sharma, 2023), which helps to motivate higher enrolment and retention of students. On the other hand, prevalent cases of child marriages, which occur typically after primary-level education, lead students (especially girls) to drop out of school. These could be the reason for high GER in the primary level compared to higher education levels. The GER in grades 1-5 and 6-8 is above the normal rate of 100 (126.4 in grades 1-5 and 112.7 in grades 6-8). The exact reasons for this are yet to be studied. However, this could be due to the influx of seasonal workers who come to the municipality to work in agriculture and animal husbandry. During their stay, they enroll their children in schools and leave with their children once their work is complete. Since the GER of primary education is the ratio of total enrolled students in primary education to the total population of children of primary schooling age, high enrolment of students (including that of children of seasonal workers), and consideration of the total population of children, excluding the children of seasonal workers, can surge the GER above 100. The children of seasonal workers are not included in the total population of children in the municipality, as their stay is for a short period only (FGDs and key informant discussion in wards and municipality office).



Map 4.3 Literacy rate (above 5 years of age) in Chandragiri Municipality

The net enrolment rate (NER) also follows a similar trend to GER's. The NER is highest in grades 1-5 and declines with increasing grades in 6-12 (Figure 4.7). The

NER is 99.0 in grades 1-5, 94.9 in grades 6-8, and 68.8 in grades 9-12 (CEHRD, 2023).

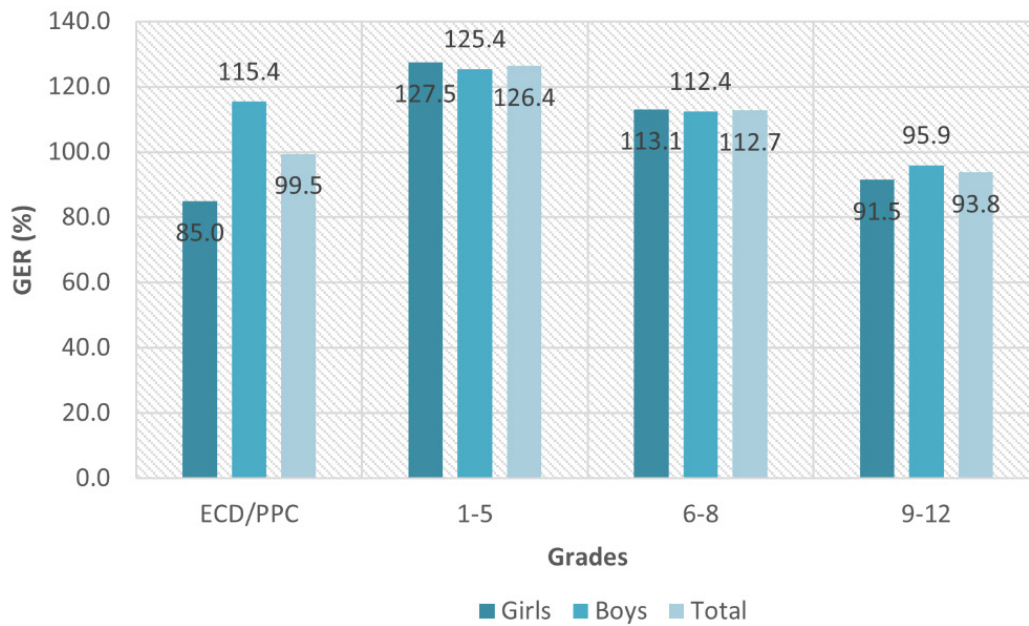


Figure 4.5 Gross enrolment rate in Chandragiri Municipality

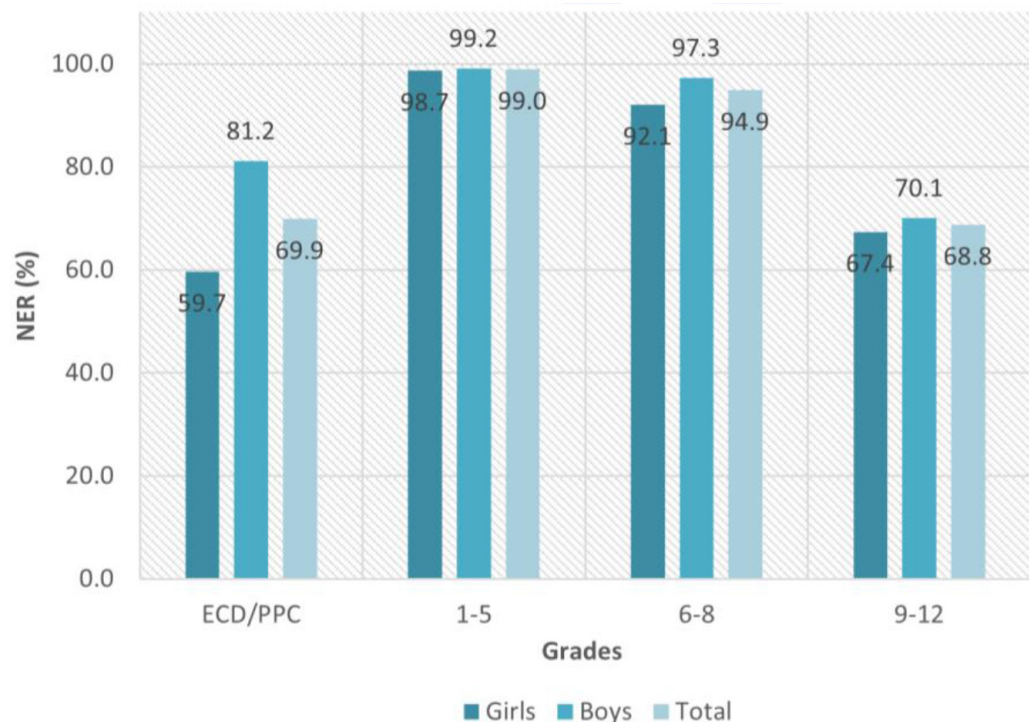


Figure 4.6 Net enrolment rate in Chandragiri Municipality



Children at Kankali Secondary School in the municipality © UN-Habitat, 2024

Status of SDG indicators

Table 4.2 Detailed status of SDG 4 indicators



The annual FY period is from July to June. The data in this report is based on government FY 2022/23, as practised in VNRs. Where data is not available, the latest available data is used.

SDG target 4.1	By 2030, ensure that all girls and boys complete free, equitable and quality primary and secondary education leading to relevant and effective learning outcomes
Indicator 4.1.1	Proportion of children and young people: (a) in grades 2/3; (b) at the end of primary; and (c) at the end of lower secondary achieving at least a minimum proficiency level in (i) reading and (ii) mathematics, by sex
Indicator 4.1.1.1	NER in primary education (%)
National SDG target	SDG 2025: 99% SDG 2030: 99.5%
Municipality status (2022/23)	99%
Remarks	Girls' NER (Grades 1-5): 98.7% Boys' NER (Grades 1-5): 99.2% (CEHRD, 2023)

Indicator 4.1.1.9	GER in secondary education (grades 9 to 12) (%)
National SDG target	SDG 2025: 95% SDG 2030: 99%
Municipality status (2022/23)	93.8%
Remarks	Girls' GER (Grades 9-12): 91.5% Boys' GER (Grades 9-12): 95.9% (CEHRD, 2023)

SDG target 4.2	By 2030, ensure that all girls and boys have access to quality early childhood development, care and pre-primary education so that they are ready for primary education
Indicator 4.2.2	Participation rate in organized learning (one year before the official primary entry age), by sex
Indicator 4.2.2.2	Attendance to early childhood education (gross enrolment) (%)
National SDG target	SDG 2025: 93% SDG 2030: 99%
Municipality status (2022/23)	99.5%
Remarks	Girls' GER (ECD/PPC): 85% Boys' GER (ECD/PPC): 115.4% (CEHRD, 2023)

SDG target 4.5	By 2030, eliminate gender disparities in education and ensure equal access
Indicator 4.5.1	Parity indices (female/male, rural/urban, bottom/top wealth quintile and others such as disability status, indigenous peoples and conflict-affected, as data become available) for all education indicators on this list that can be disaggregated
Indicator 4.5.1.1	GPI in enrolment (primary school)
National SDG target	SDG 2025: 1.01 SDG 2030: 1
Municipality status (2022/23)	0.85 (CEHRD, 2023)
Remarks	
Indicator 4.5.1.2	GPI in enrolment (secondary school)
National SDG target	SDG 2025: 1 SDG 2030: 1
Municipality status (2022/23)	0.92 (CEHRD, 2023)
Remarks	

Indicator 4.5.1.3	GPI based on literacy (above 15 years)
National SDG target	SDG 2025: 0.87 SDG 2030: 1
Municipality status (2021)	0.84
Remarks	Male literacy (above 15 years): 92.21% Female literacy (above 15 years): 77.75% Total males above 15 years: 50,952 Literate males above 15 years: 46,986 Total females above 15 years: 53,749 Literate females above 15 years: 41,791 (NSO, 2021)

SDG target 4.6	By 2030, ensure that all youth and at least 95 per cent of adults, both men and women, achieve literacy and numeracy
-----------------------	---

Indicator 4.6.1	Proportion of population in a given age group achieving at least a fixed level of proficiency in functional (a) literacy and (b) numeracy skills, by sex
------------------------	---

Indicator 4.6.1.1	Population with literacy rate of 15-24 years old (%)
--------------------------	---

National SDG target (2030)	SDG 2025: 98% SDG 2030: 99%
----------------------------	--------------------------------

Municipality status (2021)	98.33%
----------------------------	--------

Remarks	Male literacy (15-24 years): 98.51% Female literacy (15-24 years): 98.15% Total males 15-24 years: 12,843 Literate males 15-24 years: 12,652 Total females 15-24 years: 12,606 Literate females 15-24 years: 12,373 (NSO, 2021)
---------	---

Indicator 4.6.1.2	Literacy rate of 15-24 years old (women) (%)
--------------------------	---

National SDG target (2030)	SDG 2025: 95.1% SDG 2030: 99%
----------------------------	----------------------------------

Municipality status (2021)	98.15% (NSO, 2021)
----------------------------	--------------------

Remarks	Literate women 15-24 years: 12,373 Total women 15-24 years: 12,606 (NSO, 2021)
---------	--

SDG target 4.a	Build and upgrade education facilities that are child, disability and gender sensitive and provide safe, non-violent, inclusive and effective learning environments for all
-----------------------	--

Indicator 4.a.1	Proportion of schools offering basic services, by type of services
------------------------	---

Indicator 4.a.1.1	Schools with access to electricity (%)
--------------------------	---

National SDG target (2030)	SDG 2025: 75% SDG 2030: 99%
----------------------------	--------------------------------

Municipality status (2024)	100%
Remarks	All 113 schools have access to electricity (FGDs and KIs in wards and municipality)
Indicator 4.a.1.1	
Schools with access to Internet (%)	
National SDG target (2030)	SDG 2025: 65.8% SDG 2030: 99%
Municipality status (2021)	100%
Remarks	All 113 schools have access to the Internet (FGDs and KIs in wards and municipality)

Initiatives by the municipality

The municipality has a vision of “One house One graduate” reflected in the municipal Annual Policy and Program (FYI 2022/023). One important step the municipality takes to realize this vision is the provision of need-based scholarships to deserving students under the Chandragiri Municipality Scholarship Management Act 2079. The act has made provisions for schools with 500 students to provide scholarships to at least 10 per cent of students; for schools with students ranging from 500 to 800, scholarships should be provided to at least 12 per cent.

The municipality has also provided scholarships to girls/women for pursuing higher education under the “Chori Buhari Uccha Sikchya” (Daughter-Daughter in law higher education) scholarship programme. So far, 490 female students have been provided NPR 6,000 per year (KII with education section official, Chandragiri, 2024).

Similarly, Chandragiri Municipality has provided social security allowance to 63 school-going children with disabilities. The municipality has launched demand-based teacher training on leadership, education management, information management, etc., for teachers and faculty members to improve the quality of education by enhancing their capacity.

The municipality also undertook the following initiatives to improve the quality of education:

- For enhancing theoretical and practical education on science and information technology, all secondary schools are equipped with science and ICT labs and libraries, including smart TVs for teaching and enhancing ICT education.

- Community-based ECD schools were provided with different indoor and outdoor playing materials of NPR 7.1 million by the municipality (ASU, 2024).
- The municipality has prioritized awareness and outreach to the communities on various social issues through educational institutions. For example, as part of the parent education programme in collaboration with UNICEF, teachers were provided training on parent counseling, child rights, adolescent marriage, adolescent birth, etc.
- Awareness programme for school children, parents and teachers in collaboration with community police on Water, Sanitation and Hygiene (WaSH); disaster; culture; basic rights; and environment management.

4.2.2 Challenges and way forward

With the adequate number of educational institutions established in Chandragiri, the municipality needs to prioritize gender parity in literacy and school enrolment at primary and secondary levels. Effective school management, implementation of performance-based contracts for teachers, and the introduction of modern education methodologies are essential to attract more students and improve the performance of public schools. Additionally, raising awareness among parents about the importance of education, coupled with combating dropouts through tackling influencing factors, such as child marriages, are also crucial steps in addressing the disparities due to gender and economic status.



Wheelchair basketball competition at school © Chandragiri Municipality

4.3 SDG 5: Achieve gender equality and empower all women and girls

SDG 5 aims to achieve gender equality and empower

all women and girls, everywhere. To achieve SDG 5, calls for:

- Ending all forms of discrimination against all women and girls everywhere,
- Eliminating all forms of violence against all women and girls in the public and private spheres, including trafficking and sexual and other types of exploitation,
- Eliminating all harmful practices, such as child, early and forced marriage and female genital mutilation,
- Recognizing and valuing unpaid care and domestic work,
- Ensuring women’s full and effective participation and equal opportunities for leadership at all levels of decision-making in political, economic and public life, and
- Ensuring universal access to sexual and reproductive health and reproductive rights.

4.3.1 SDG 5 indicator status

Women’s ownership of property (land and housing) provides financial stability, secures livelihood options, and strengthens their decision-making role (IOM, 2016). Considering the total municipality population with a proportion of 50.09 per cent females, only 33.05 per cent of households have female ownership of property (either house only, land only, or both house and land) (Figure 4.7) against the national target of 35.3 per cent in 2025 and 40 per cent in 2030 (NSO, 2021).

The ratio of females and males engaged in economic work (temporary and permanent work) is skewed, with a higher proportion of men involved in economic activities, which in ratio is 0.69. However, for temporary workers (less than six months), the female workers' percentage is higher than that of males (9.59 per cent male, 18.37 per cent female). In 2021, 59.57 per cent of females did not

work, compared to 38.63 per cent of males (Figure 4.8). Women’s involvement in household chores and family care were the primary reasons (43.72 per cent) for not working or having temporary involvement (less than six months) in economic activity (Figure 4.9) (NSO, 2021).

In the local government, 44.3 per cent of women are elected representatives, higher than the national 2030 target of 42 per cent, which needs to be maintained. Out of 79 elected representatives, 35 are women, and of them, 14 are from marginalized communities (Dalits) (Chandragiri Municipality, 2024b).

Women in civil service decision-making positions (percentage of total employees) are 34.21 per cent, meeting the 2030 target.

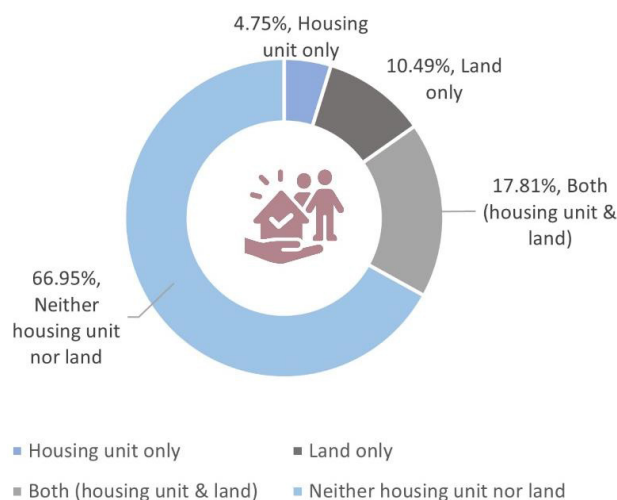


Figure 4.7 Households with women ownership of property (%)

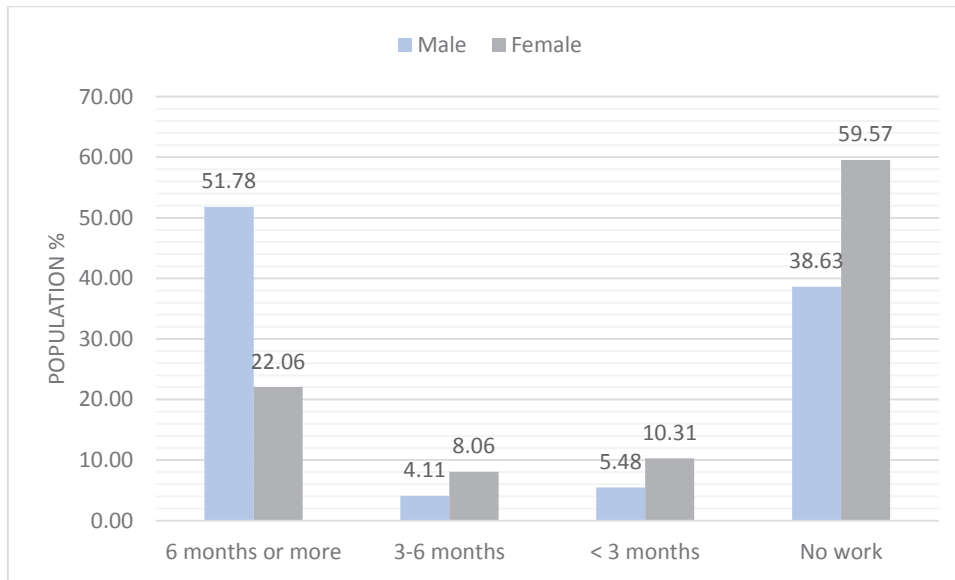


Figure 4.8 Male and female engagement in temporary and permanent economic works within the last 6 months (%)

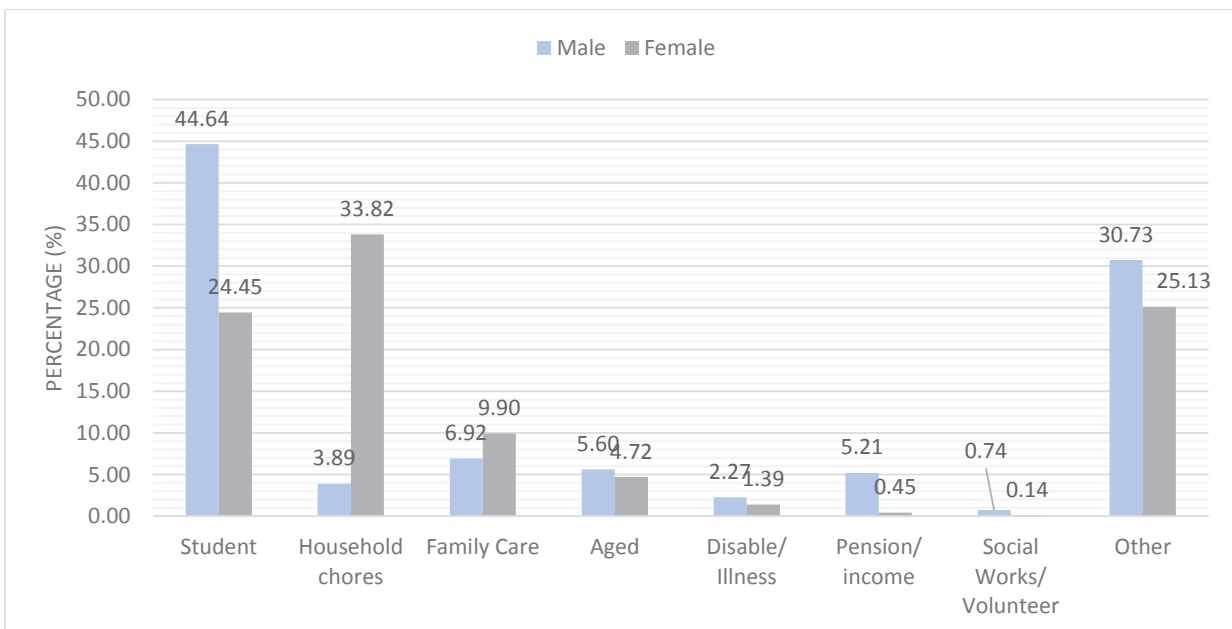


Figure 4.9 Reasons for not working or working less than 6 months by gender (%)

Status of SDG indicators

Table 4.3 Detailed status of SDG 5 indicators



The annual FY period is from July to June. The data in this report is based on government FY 2022/23, as practised in VNRs. Where data is not available, the latest available data is used.

SDG target 5.2	Eliminate all forms of violence against all women and girls in the public and private spheres, including trafficking and sexual and other types of exploitation
-----------------------	--

Indicator 5.2.1	Proportion of ever-partnered women and girls aged 15 years and older subjected to physical, sexual or psychological violence by a current or former intimate partner in the previous 12 months, by form of violence and by age
Indicator 5.2.1.2	Children aged 1-14 years who experienced psychological aggression or physical punishment (%)
National SDG target	SDG 2025: 27.2% SDG 2030: 13.6%
Municipality status (2022/23)	14.68%
Remarks	Out of 14,391 children surveyed, 2,113 (14.68%) experienced psychological aggression or physical punishment. (Chandragiri Household Survey reported in Chandragiri Municipality [2023 a]).

SDG target 5.3	Eliminate all harmful practices, such as child, early and forced marriage and female genital mutilation
Indicator 5.3.1	Women aged 15-19 years who are married or in union (%)
National SDG target	SDG 2025: 8.2% SDG 2030: 4.1%
Municipality status (2021)	7.38%
Remarks	Women aged 15-19 years who are married: 420 Total women aged 15-19 years: 5,688 Total women population: 68,557 Total population: 136,860 (NSO, 2021)

SDG target 5.4	Recognize and value unpaid care and domestic work through the provision of public services, infrastructure and social protection policies and the promotion of shared responsibility within the household and the family as nationally appropriate
Indicator 5.4.1	Ratio of women to men participation in labour force
National SDG target	SDG 2025: 0.98 SDG 2030: 1
Municipality status (2021)	0.69
Remarks	Men in labour force (economically active): 37,785 Female in labour force (economically active): 26,410 (NSO, 2021)

SDG target 5.5	Ensure women's full and effective participation and equal opportunities for leadership at all levels of decision-making in political, economic and public life
Indicator 5.5.1	Proportion of seats held by women in (a) national parliaments and (b) local governments
Indicator 5.5.1.3	Proportion of seats held by women in local government
National SDG target	SDG 2025: 41.5% SDG 2030: 42%

Municipality status (2022/23)	44.3%
Remarks	Number of seats held by women in local government: 35 Total local representatives: 79 (Chandragiri Municipality, 2024a)
Indicator 5.5.2	Proportion of women in managerial positions
Indicator 5.5.2.3	Women in civil service decision-making positions (% of total employees)
National SDG target	SDG 2025: 25.7% SDG 2030: 33%
Municipality status (2022/23)	34.21%
Remarks	Out of 38 people in decision-making positions in municipal administrative offices, 13 are women (Chandragiri Municipality, 2024a). This data includes women in decision-making positions (officers and ward secretaries) of municipal administrative offices and excludes women in federal and provincial government offices like oil corporations, water supply departments, etc.

SDG target 5.a	Undertake reforms to give women equal rights to economic resources, as well as access to ownership and control over land and other forms of property, financial services, inheritance and natural resources, in accordance with national laws
Indicator 5.a.1.1	Women ownership of property (house only, land only, both house and land)
National SDG target	SDG 2025: 35.3% SDG 2030: 40%
Municipality status (2021)	33.1% of households have female ownership of property (house only, land only, both house and land).
Remarks	Total households with female ownership of property (land or house or both): 11,896 Total households: 35,994 (NSO, 2021)

Initiatives by the municipality

The municipality has launched programmes for achieving SDG 5, as follows:

- For supporting women's entrepreneurship as a means to empowerment, the municipality is providing 50 per cent incentives on registration costs as an incentive for businesses registered by women. Likewise, resources are allocated for organizing skill development programmes like fabric painting; and making bags, soap, detergent, handicrafts, shoes and pickles, with an allocation of NPR 3 million in the

annual budget for this training. The municipality also organized a single women's conference in May 2024, attended by 600 participants, which focused on the rights of single women, social norms and harmful practices, health and hygiene. The municipality provides a subsidy of 6 per cent on bank loans up to NPR 1.5 million, with an allocated budget of NPR 6 million in the fiscal year, to encourage women for entrepreneurship development and enterprise establishment.

- The municipality organizes awareness programmes focused on adolescent education; current acts, rules and regulations of Nepal for women's rights and against gender-based violence (GBV); and mental health issues due to GBV, including self-defense training.
- The municipality has institutionalized policies and a code of conduct in place with dedicated funds for gender violence relief and single mother security. It has been providing relief and legal support to GBV survivors with accommodation facilities. Specifically, 20 GBV survivors were provided with legal counseling, and 50 were provided with psychological counseling within FY 2080/081 BS.
- The municipality has been organizing awareness programmes on child marriage, the dowry system and polygamy, including rallies and outreach through women's groups and local committees.

4.3.2 Challenges and way forward

Chandragiri Municipality has formed a Gender Equality and Social Inclusion (GESI) Committee to mainstream GESI-related agendas and issues within the municipality. However, a challenge is in eliminating GBV, including multiple forms of discrimination at the intersection of caste, class and gender. Out of six indicators analysed under SDG 5, Chandragiri has achieved only two targets. The burden of unpaid household work falls mainly upon females within households, with data showing that a significant proportion of women could not work or work temporarily due to household responsibilities.

It is essential to focus on eliminating the structural barriers to gender equality, taking into account the various roles and vulnerabilities of women and their levels of influence at the individual, household, community and national levels. Chandragiri plans to achieve this through interventions, such as equal and quality education, economic and social empowerment, creating equal job opportunities, and promoting entrepreneurship among girls and women, as reflected in the annual plan.



Public hearing at the municipality © Chandragiri Municipality, 2024



Municipal women's volleyball club © Chandragiri Municipality

4.4 SDG 6: Ensure availability and sustainable management of water and sanitation for all

SDG 6 aims to ensure clean water and sanitation for everyone everywhere, as it is a basic health need for

all, which has become even more crucial during the COVID-19 pandemic. The SDG 6 targets for 2030 are:

- Achieving universal and equitable access to safe and affordable drinking water for all,
- Achieving access to adequate and equitable sanitation and hygiene for all and end open defecation,
- Improving water quality by reducing pollution, eliminating dumping and minimizing release of hazardous chemicals and materials,
- Substantially increasing water-use efficiency across all sectors,
- Implementing integrated water resources management at all levels, and
- Protecting and restoring water-related ecosystems, including mountains, forests, wetlands, rivers, aquifers and lakes.

4.4.1 SDG 6 indicator status

The primary source of drinking water in Chandragiri Municipality is tap water, accounting for 90.75 per cent of consumption. People also use bottled water (jar) (3.7 per cent), spout (2.15 per cent), covered wells (1.11 per cent), uncovered wells (0.72 per cent), tube wells (0.07 per cent) and others (1.51 per cent) (Figure 4.10) (NSO, 2021). Hence, 97.77 per cent of households have basic water supply facilities (Map 4.4), against the national 2030 target of 99 per cent. The primary sources of tap water are deep bored wells and natural springs. There are 67 deep bore wells and 6 natural springs in the municipality. Water from a deep bored well is aerated to reduce the concentration of iron and other dissolved metals and then chlorinated before supply. At the same time, water from natural springs is only chlorinated (Chandragiri Municipality, 2024c).

Water quality in the household taps is not checked for physiochemical and biophysical parameters. However, at the water sources (deep bored wells and natural springs), water quality is checked, but inconsistently (Chandragiri Municipality, 2024c). A study was conducted to test 19 springs (spout, well and pond) in different locations that showed physiochemical properties (total dissolved solids, electrical conductivity, phosphorous, nitrate, etc.) of the water were satisfactory and within the Nepal Drinking Water Quality Standard range, but the fecal indicator was high. Bacterial contamination with coliform was present in the samples studied due to humans' increased influence on water sources (Chauhan, Shrestha, Oh, & Gurung, 2023).

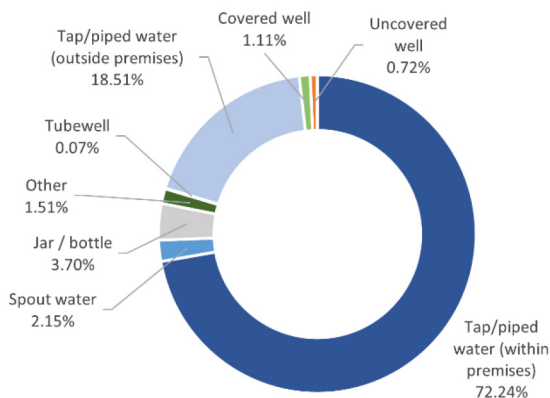


Figure 4.10 Households by main source of drinking water

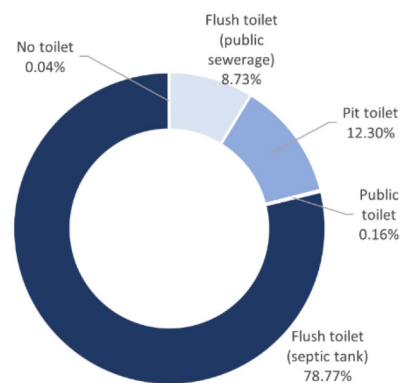
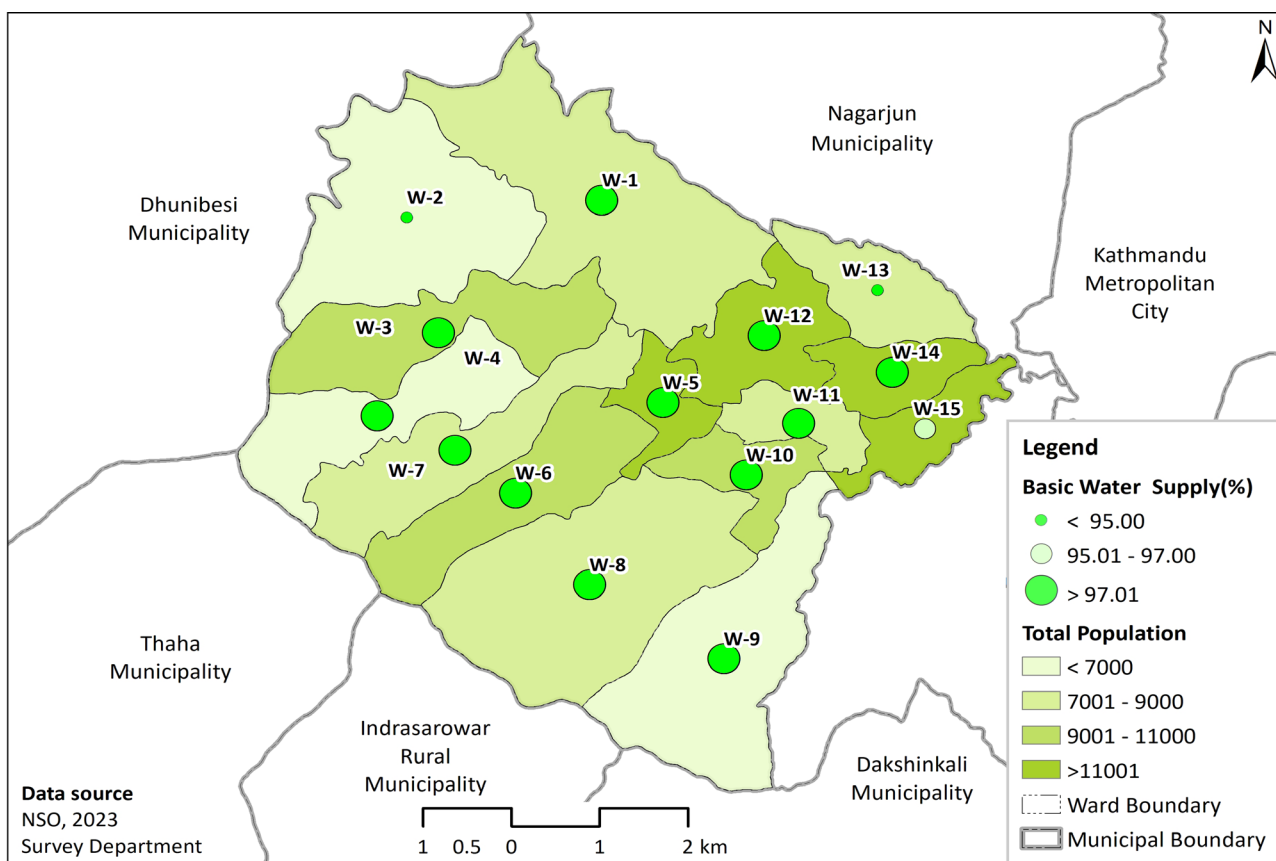


Figure 4.11 Households by types of toilet facilities

Most households have flush toilets with septic tanks (78.77 per cent) and pits (12.3 per cent), while only 8.73 per cent of households have flush toilets connected to public sewage (Figure 4.11). Around 99.8 per cent of households have basic sanitation coverage (NSO, 2021), but only 1 per cent of excreta is safely managed by sealing the pits and septic tanks (ENPHO, 2023). Very few households do not have toilets (0.04 per cent) (NSO, 2021), and use relatives' toilets or resort to defecation near rivers. This is common in people migrating from rural areas due to a lack of knowledge of hygiene and sanitation (Chandragiri Municipality, 2023a).

The wastewater and fecal sludge are disposed of in Balkhu, Balambu River and other rivers of Kathmandu Valley, since the municipality does not have a wastewater treatment plant. Some households seal the septic tanks and pits once they are full. At the same time, some desludge the septic tanks and pits manually or use desludging devices, which are later transported and dumped into rivers by private desludging companies (ENPHO, 2023).



Map 4.4 Households by basic water supply facility

Status of SDG indicators

Table 4.4 Detailed status of SDG 6 indicators



The annual FY period is from July to June. The data in this report is based on government FY 2022/23, as practised in the VNRs. Where data is not available, the latest available data is used.

SDG target 6.1	By 2030, achieve universal and equitable access to safe and affordable drinking water for all
Indicator 6.1.2	Proportion of population with basic water supply coverage (%)

National SDG target (2030)	SDG 2025: 95% SDG 2030: 99%
Municipality status (2021)	97.77% of households have basic water supply coverage (The available data shows the proportion of households and not the proportion of the population with basic water supply coverage)
Remarks	Households with basic water supply coverage: 35,193 (NSO, 2021)

SDG target 6.2	By 2030, achieve access to adequate and equitable sanitation and hygiene for all and end open defecation, paying special attention to the needs of women and girls and those in vulnerable situations
SDG target 6.2	Proportion of population using safely managed sanitation services including a hand-washing facility with soap and water.
National SDG target	SDG 2025:74% SDG 2030: 90%
Municipality status (2023)	1%
Remarks	Only 1% of excreta is safely managed by sealing the pits and septic tanks (ENPHO, 2023).

Indicator 6.2.2	roportion of population with basic sanitation coverage (%)
National SDG target	SDG 2025: 93.3% SDG 2030: 99%
Municipality status (2021)	99.8% of households with basic sanitation coverage (The available data shows the proportion of households and not the proportion of the population with basic sanitation coverage).
Remarks	35,924 households have improved sanitation facilities that are not shared with others (NSO, 2021).

SDG target 6.3	By 2030, improve water quality by reducing pollution, eliminating dumping and minimizing release of hazardous chemicals and materials, halving the proportion of untreated wastewater and increasing recycling and safe reuse.
Indicator 6.3.1	Proportion of domestic and industrial wastewater flows safely treated
Indicator 6.3.1.1	Proportion of untreated industrial wastewater (%)
National SDG target	SDG 2025: 39.7% SDG 2030: 10%
Municipality status (2024)	100%
Remarks	Industries do not have treatment plants to treat wastewater.
Indicator 6.3.1.2	Percentage reduction of untreated domestic wastewater
National SDG target	SDG 2025: 85% SDG 2030: 70%
Municipality status (2024)	100%
Remarks	There is no wastewater treatment plant in the municipality.

Initiatives by the municipality

With the vision of “One House, One Tap” (Chandragiri Municipality, 2023c), the municipality has launched various programmes to attain the target:

- The municipality has prepared the Chandragiri Integrated Water Supply and Sanitation Management Act, 2080 and Regulation, 2080. The act and regulation aim to promote water source conservation, supply good quality water in a regular, managed, integrated and affordable manner, coupled with a managed sewerage system, and water treatment facilities.
- The municipality aims to use rainwater to meet water demand and recharge groundwater. As a pilot, it is constructing a rainwater harvesting plant in three schools. It is also planning to conduct activities to encourage households to build rainwater harvesting systems and discourage releasing rainwater into municipal drains.
- The municipality is in the process of constructing a water tank in the Daudali River for water storage, and the construction of water supply projects in wards 2, 3, 8, 10 and 15 are ongoing, with an approximate cost of NPR 12.5 million.
- The municipality is planning to construct a water-testing laboratory to regularly test the quality of tap distributed water to the households, although chlorination is done at the source.
- Currently, wastewater is directly released into rivers, with severe environmental impact, through municipal sewerage pipes. The municipality plans to construct a wastewater treatment plant in Ward 3 and is preparing a policy to prohibit the release of wastewater into rivers.

Chandragiri's progress towards achieving SDG 6 is tied to city infrastructure and planning, given that the city is one of the fastest-growing urban areas in Nepal.

4.4.2 Challenges and way forward

Out of the five indicators of SDG 6 analysed in this VLR, Chandragiri Municipality has progressed to achieve two indicators, and three indicators are falling short of achieving the targets. One of the key challenges is maintaining water quality, as people use ground and surface water for domestic supply. Without regular testing and recording mechanisms, drinking water

from surface sources has a much higher chance of contamination. While groundwater sources benefit from natural ground filtration, regulatory systems must effectively prevent excessive water boring and promote groundwater recharge.

Safely managed sanitation is a major challenge, where the treatment plants for wastewater and fecal sludge demand huge investments. With non-significant progress in relevant indicators, this remains a major issue for the municipality. Addressing the issue demands collaboration on technical and financial aspects with the subnational and national governments.



View of Machhaegaun, Ward No. 9 © UN-Habitat, 2024

4.5 SDG 11: Make cities and human settlements inclusive, safe, resilient and sustainable

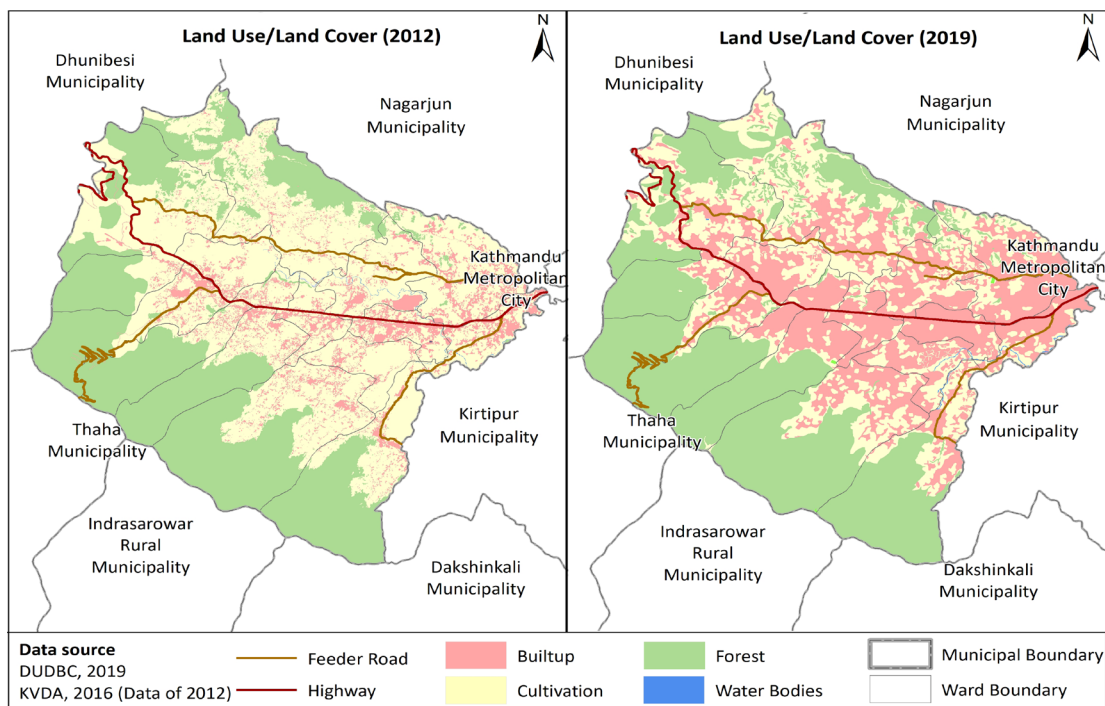
SDG 11 aims to make cities inclusive, safe, resilient and sustainable. The SDG 11 targets for 2030 are:

- Access for all to adequate, safe and affordable housing and basic services and upgrade slums,
- Access to safe, affordable, accessible and sustainable transport systems for all, improving road safety, notably by expanding public transport,
- Inclusive and sustainable urbanization,
- Safeguarding the world’s cultural and natural heritage,
- Significantly reducing the economic losses relative to GDP caused by disasters, including water-related disasters, with a focus on protecting the poor and people in vulnerable situations, and
- Provide universal access to safe, inclusive and accessible, green and public spaces, in particular for women and children, older persons and persons with disabilities.

4.5.1 SDG 11 indicator status

Chandragiri Municipality is undergoing rapid urbanization, with 13 wards (wards 3 to 15) categorized as urban and 2 (wards 1 and 2) as peri-urban (NSO, 2023). The built-up area is expanding along the main highway running across the municipality and spreading towards the city's fringe, with a huge transformation that increased from 4.32 km² in 2012 to 13.59 km² in 2019 (Map 4.5) (DUDBC, 2019). Compared to the population growth rate (PGR) of 0.047 per cent (NSO, 2021), the land consumption rate

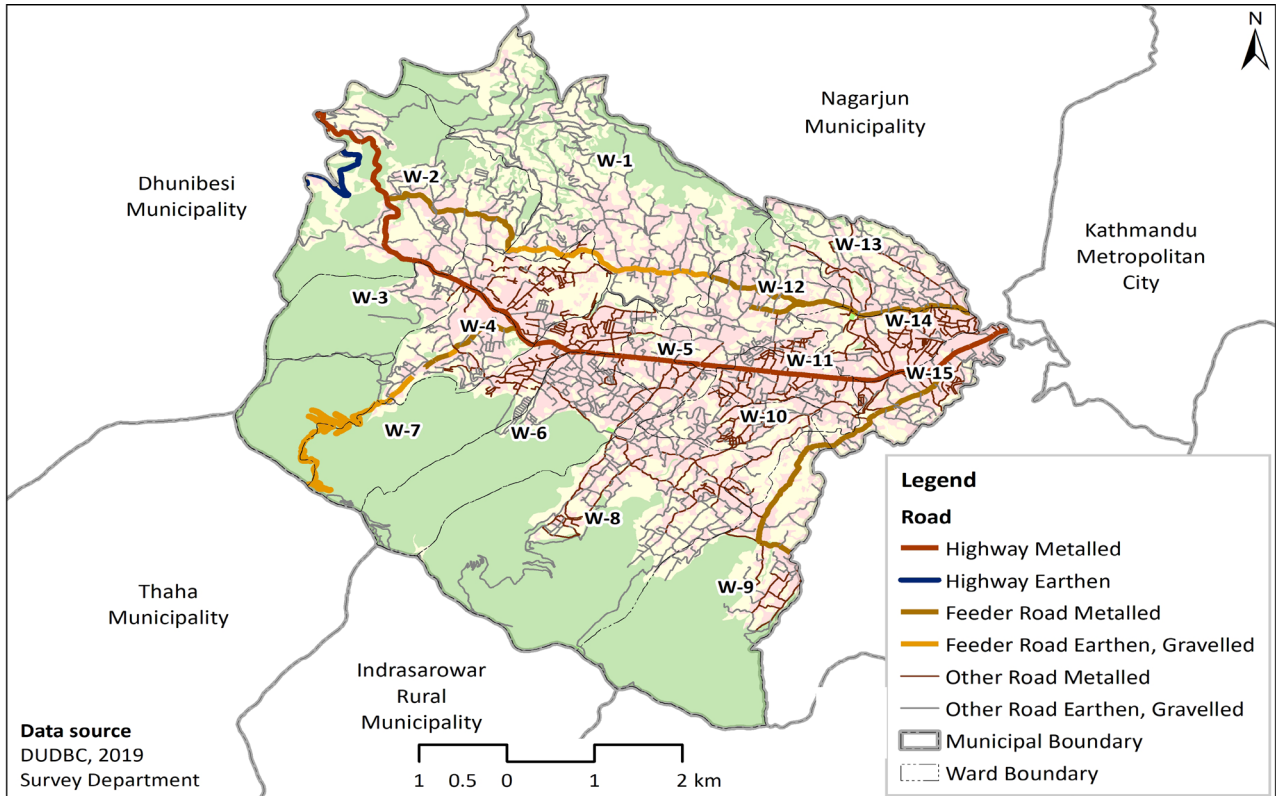
(LCR) is high at 0.3 per cent (DUDBC, 2019), resulting in a ratio of PGR and LCR of 6.45, which shows that land use is not efficient in the municipality, considering the population density of 31.17 persons per hectare. For a city with a population density ranging from 10-150 persons per hectare, the ratio of PGR and LCR less than 1 indicates that the land use is efficient, and above 1 means that the land use is inefficient (UN-Habitat, 2018).



Map 4.5 Land use/land cover change (2012-2019)

Around 101.05 km of road in the municipality is metaled, 47.04 km is graveled, and 195.98 km is earthen (Map 4.6). The municipality has one national highway (Tribhuvan Highway) and three feeder roads (Thankot to Chandragadhi Markhu, Khasibazar to Machhegaun, and

Naghdhunga to Tankeswor). According to the District Transport Master Plan (DTMP) of Kathmandu, nine roads of the municipality are listed as district road core networks (DRCN) (DUDBC, 2019).



Map 4.6 Road network in Chandragiri Municipality

Most households in the municipality have roofs with reinforced cement concrete and walls with cement-bonded bricks. Around 85.53 per cent of households have roofs with reinforced cement concrete, followed by galvanized sheets (13.68 per cent) and tiles (0.4 per

cent) (Figure 4.12). In comparison, around 89.53 per cent of households have walls with cement-bonded bricks/stone, followed by mud-bonded bricks (4.7 per cent) and galvanized sheets (3.91 per cent) (Figure 4.13) (NSO, 2021).

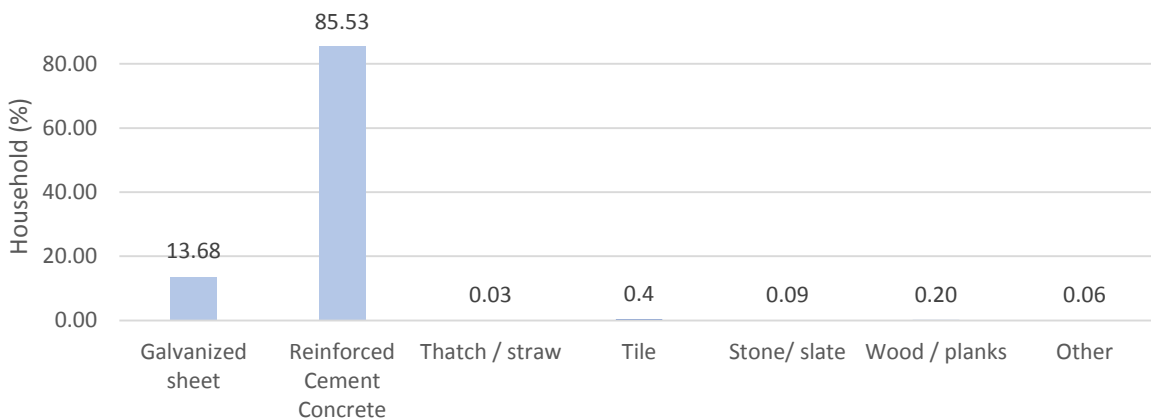


Figure 4.12 Households by type of roof materials in Chandragiri Municipality (%)




Figure 4.13 Households by type of outer wall material in Chandragiri Municipality (%)

The air quality in the municipality varies daily depending on the number of pollutants emitted. The municipality's primary source of air pollution is vehicular emissions, besides industrial emissions, road and construction dust, open burning of waste, livestock, slaughterhouses, polluted rivers, pesticides and transboundary air pollution. The average PM 2.5 level from November 2022 to March 2023 was 39 $\mu\text{g}/\text{m}^3$, which is more than the National Ambient Air Quality Standards of Nepal (20 $\mu\text{g}/\text{m}^3$, 24-hour average) (GON, 2012). In addition, 34 per cent of the days, the PM 2.5 level was higher than the National Ambient Air Quality Standard (USAID, 2024).

Similarly, solid waste management is a significant concern for Chandragiri Municipality. Organic waste (35 per cent)

and plastic (23 per cent) are the predominant types of waste generated in the municipality, followed by paper (15 per cent) (Figure 4.14) (USAID, 2024). The average solid waste generated in the municipality is 267 grams per person per day, which is 36.5 tons generated per day (USAID, 2024).

Floods, landslides, hail stones, earthquakes and fires are some of the natural disasters prevalent in the municipality. In the FY 2022/23, of the 40 households affected by natural disasters, 12 were affected by floods, 8 by landslides, 2 by hailstone, 5 by high-speed wind, 1 by fire and 12 by drought (Household survey reported in Chandragiri Municipality, 2023a). In 2023, 15 people died due to natural disasters (Chandragiri Municipality, 2023).

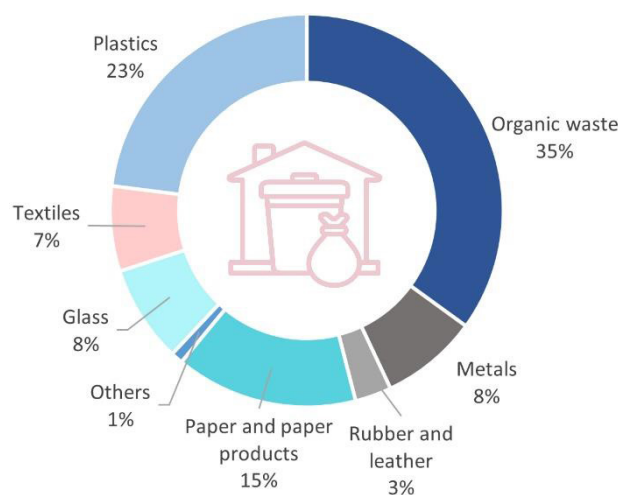


Figure 4.14 Waste types generated in Chandragiri Municipality

Status of SDG indicators

Table 4.5 Detailed status of SDG 11 indicators



The annual FY period is July to June. The data in this report is based on government FY 2022/23, as practised in VNRs. Where data is not available, the latest available data is used.

SDG target 11.1	By 2030, ensure access for all to adequate, safe and affordable housing and basic services and upgrade slums
Indicator 11.1.1	Proportion of urban population living in slums, informal settlements or inadequate housing
Indicator 11.1.1.2	Household units roofed with thatches/straw (%)
National SDG target	SDG 2025: 9.7% SDG 2030: 5%
Municipality status (2021)	0.03%
Remarks	13 households with thatches/straw (NSO, 2021)
Indicator 11.1.1.3	Proportion of urban population living in houses with roof of thatched / straw roof (%)
National SDG target	SDG 2025: 2% SDG 2030: 0%
Municipality status (2021)	0.033% of households in urban areas with roof thatched/straw (The available data shows the proportion of households and not the proportion of the urban population living in houses with roofs of thatched/straw).
Remarks	11 households in urban areas with roof of thatched/straw (NSO, 2021). Wards 3 to 15 are classified as urban areas, while wards 1 and 2 are classified as peri-urban, as per the Degree of Urbanization (DEGURBA) report (NSO, 2023).
SDG target 11.2	By 2030, provide access to safe, affordable, accessible and sustainable transport systems for all, improving road safety, notably by expanding public transport, with special attention to the needs of those in vulnerable situations, women, children, persons with disabilities and older persons
Indicator 11.2.3	Proportion of population that has access to paved road within 30 minutes of walking (%)
National SDG target	SDG 2025: 70.5% SDG 2030: 80%
Municipality status (2019)	85.29%
Remarks	85.29% of people have access to paved roads within 30 minutes of walking. Analysis was performed using QGIS network and raster analysis tools. Population data was obtained from the National Statistics Office (NSO, 2021) and road data from the Department of Urban Development and Building Construction (DUDBC, 2019).

SDG target 11.3	By 2030, enhance inclusive and sustainable urbanization and capacity for participatory, integrated and sustainable human settlement planning and management in all countries
Indicator 11.3.1	Ratio of land consumption rate to population growth rate
National SDG target	Not available
Municipality status (2019)	6.45
Remarks	<ul style="list-style-type: none"> Land consumption rate (2012–2019): 0.3% (DUDBC, 2019) Population growth rate (2011–2021): 0.047% (NSO, 2021) <p>The ratio of land consumption rate to the population growth rate of 6.45 shows that land use is not efficient.</p>

SDG target 11.6	By 2030, reduce the adverse per capita environmental impact of cities, including by paying special attention to air quality and municipal and other waste management
Indicator 11.6.2	Annual mean levels of fine particulate matter Concentration of PM 2.5 (µg/m³, 24 hours average)
National SDG target	SDG 2025: 26.7 µg/m ³ SDG 2030: 20 µg/m ³
Municipality status (2023)	39 µg/m ³ (annual average November 2022 to March 2023)
Remarks	Source: USAID (2024)

SDG target 11.7	By 2030, provide universal access to safe, inclusive and accessible, green and public spaces, in particular for women and children, older persons and persons with disabilities.
Indicator 11.7.1	Average share of the built-up area of cities that is open space for public use for all, by sex, age and persons with disabilities
National SDG target	Not available
Municipality status (2019)	4.71%
Remarks	4.71% of the area is open space (public open areas and roads) (DUDBC, 2019), which is lower than the national standard of 5% for cities with a population of 100,000 to 300,000 (DUDBC, 2013).

Initiatives by the municipality

The municipality has launched programmes targeting SDG 11 that directly contribute to enhancing the built environment and quality of life.

Disaster risk reduction

- The municipality has recently established a Local Emergency Operation Center, equipped with the necessary personnel, gears and resources like fire brigade, etc. that provides 24-hour service for emergency disaster management.
- A trained volunteer group of 11 volunteers has been formed in each ward for disaster preparedness, response and management under the supervision

of the ward committee member. In total, 52 volunteers (4 from each ward), municipal police and ward members were trained to provide primary health care like first aid to accident/disaster victims before medical personnel and ambulance arrive at the accident/disaster scene, use of equipment, and communication during disaster.

- A budget of NPR 20 million has been allocated for disaster preparedness, rescue and management, 30 per cent of which is for disaster preparedness and 70 per cent is for rescue, relief distribution and reconstruction.
- To prevent flooding, a river retention wall and new corridor alignment are being constructed in Ward I, with the allocation of NPR 90 million.

Air pollution control

- Supported by USAID, the municipality conducts an awareness programme for clean air and encourages its residents to use electric cooking stoves. The municipality is also providing stoves to poor and single women. The municipality has installed pollution measurement devices in three locations.
- The municipality prioritizes establishing industries emitting low carbon and requires brick and tile industries operating within the municipality to install environmentally friendly tunnel kilns. Currently, one brick industry is operating in the municipality, which is installing this kiln.


Solid waste management

- Six private firms are collecting waste, further segregated into recyclable and non-recyclable categories. Recyclable waste, such as metals and plastics, are sold to scrap dealers, and the remaining is dumped into landfill site in Banchare Dada in Nuwakot District, which is used by all municipalities in Kathmandu Valley.

- The municipality is promoting segregation at the source by conducting an awareness programme at source (household), reusing waste, converting biodegradable waste into compost, and discouraging waste burning. It is also planning to distribute bins for segregating household waste. A campaign to clean the road stretch from Kalanki to Nagdunga was organized three times this year. Also, 80 sanitation workers clean the streets and religious sites every day.
- A cloth bank was established to collect old clothes in the municipality's premises. The collected clothes are cleaned, sanitized and sent to different places, where needy people are provided with clothes for free.

Infrastructure development

- The municipality is in the process of passing the Urban Planning and Building Construction Standard, 2081, for regulating infrastructure development.
- Besides physical infrastructure, the municipality has also invested in social infrastructure like public spaces and leisure parks as well as in restoration of heritage infrastructure, etc.
- In partnership with the private sector (resort), a cable car has been constructed to ease the transportation of the public, besides its use for accessing the hill-top resort.



Flyover under construction phase © UN-Habitat, 2024

4.5.2 Challenges and way forward

One of the key challenges Chandragiri Municipality faces is maintaining and expanding the parks, green spaces, and natural environments, which play a critical role in supporting sustainability and enhancing the quality of life. The green belt of Chandragiri Municipality serves as a recharge zone for the municipality and also the entire Kathmandu Valley. It is, therefore, critical to implement effective planning measures to curb urban sprawl and haphazard expansion of settlements and promote a livable and environmentally sustainable city. Urban

planning must be integrated into the municipal planning process, with the municipality's inbuilt capacity to plan and implement the regulatory frameworks to redirect urban growth.

As the city is located along the national highway, noise and air pollution and road accidents are increasing daily. Addressing these issues requires collaboration with the national government, traffic police and other relevant stakeholders.



Elderly Park at the municipality © UN-Habitat, 2024

05

General status of other SDGs in Chandragiri

5.1 SDG 1: End poverty in all its forms everywhere



Chandragiri Municipality has been planning and implementing programmes for ensuring poverty reduction in the FY 2023/24, which include establishing a poverty alleviation fund; upgrading employment service centres with employment coordinators; promoting technology transfer for the advancement of industries operated by marginalized communities; establishing municipal-level training centres; and providing skill development training on agriculture, livestock, poultry, tailoring, varieties of food processing and micro-enterprise development; promoting cooperatives; allocating funds for orphaned and economically disadvantaged sections of society; supporting social security programmes, to name a few. These programmes contribute to reducing poverty and support other goals, such as zero hunger, economic growth, and reducing inequalities.

5.2 SDG 2: End hunger, achieve food security and improved nutrition and promote sustainable agriculture



The annual plans and programmes of Chandragiri Municipality for ensuring zero hunger in the FY 2023/24 encompass a range of initiatives. These include programmes on agriculture and farm promotion; vegetable farming; artificial breeding machines and rooftop gardening; free seeds distribution; promotion of traditional skill-based businesses; market management in agricultural production; development of pocket areas for cultivation of mushrooms and other agricultural products; livestock services; monitoring of businesses, such as meat shops, seed and fertilizer outlets; and more on agricultural forestry for sustainable income generation. These plans and programmes

contribute to reducing hunger and support other SDGs, such as poverty reduction, sustainable production and consumption, gender equality, economic growth and innovation.

5.3 SDG 7: Ensure access to affordable, reliable, sustainable and modern energy for all



Most of the electricity in Chandragiri Municipality comes from the national grid, which is based on renewable hydroelectricity (99.99 per cent). Very few households (1.84 per cent) use solid fuel as the primary source of energy for cooking and 96.95 per cent of households use liquified petroleum gas (LPG) for cooking (NSO, 2021). Furthermore, Chandragiri Municipality has invested in promoting alternative energy technology, including solar power in streetlights, biogas, and the installment of modern technology through its annual programmes and budget.

5.4 SDG 8: Promote sustained, inclusive and sustainable economic growth, full and productive employment and decent work for all



The annual plans and programmes in the FY 2023/24 prioritize decent work and economic growth in Chandragiri Municipality, with programmes on heritage settlement promotion and tourism development for the creation of employment opportunities, small-scale industry development and operation, local products selling centre operation and management, and training on the skills development programme for the targeted population.

5.5 SDG 9: Build resilient infrastructure, promote inclusive and sustainable industrialization and foster innovation



The targets of SDG 9 cover (i) developing quality, reliable, sustainable and resilient infrastructure, including regional and trans-border infrastructure, to support economic development and human well-being, (ii) promoting inclusive and sustainable industrialization, (iii) increasing access to small-scale industrial and other enterprises, (iv) upgrading the infrastructure, and (v) enhancing scientific research, and encouraging innovation. While the budget is coded in SDG 11, the municipality has a huge investment in roads; hence, the budget is shared between SDGs 9 and 11. So far, the road density in Chandragiri Municipality is 7.97 km of road per km² of land area, against the national SDG 2030 target of 1.51 km of road per km² of land area, while the paved road density is 2.43 km of road per km² of land area, against the SDG 2030 target of 0.25 km of road per km² of land area (DUDBC, 2019).

5.6 SDG 10: Reduce inequality within and among countries



This is a cross-cutting issue and though the municipality has not allocated a separate budget coded under SDG 10, it is shared with several other SDGs.

5.7 SDG 12: Ensure sustainable consumption and production patterns



The plans and programmes in Chandragiri Municipality aligned with this goal in the FY 2023/24 include the construction of underground water recharge systems and soak pits, implementation of solid waste management composting initiatives, management of biodegradable waste, and distribution of bins to the public.

A detailed project report has been prepared for these initiatives, and they will be implemented in the coming years through dedicated projects and budget allocations.

Additionally, promoting biofertilizers aims to reduce the negative impact of chemical fertilizers used in vegetable farming in Chandragiri Municipality.

5.8 SDG 13: Take urgent action to combat climate change and its



The plans and programmes of Chandragiri Municipality in the current FY 2023/24 contribute to climate action through initiatives, such as forest conservation and promotion programme, establishment of environmental development fund, disaster management fund, formulation of a local disaster resilience framework, and the development of necessary infrastructure. Work on SDGs 11 and 12 also directly contributes to climate action and mitigation.

5.9 SDG 15: Protect, restore and promote sustainable use of terrestrial ecosystems, sustainably manage forests, combat desertification, and halt and reverse land degradation and halt biodiversity loss



In Chandragiri Municipality, there are 23 community forests (CFs), which are valuable assets for the municipality. The municipality manages forests through community involvement, a widely recognized forest management approach in Nepal. There are 3 globally threatened faunal species (Manis pentadactyla, Panthera pardus, and Ursus thibetanus), 6 nationally threatened species, and 10 Convention on International Trade in Endangered Species of Wild Fauna and Flora (CITES)-listed species in the forests of the municipality. There are 30 species of mammals, 199 bird species, 10 amphibian species, 24 reptile species and 77 butterfly species (Katuwal et al., 2020).

The municipality also harbors a huge supply of medicinal and aromatic plants (MAPs), indicating an enormous potential for sustainable use of the MAPs, with 60 MAPs species having been recorded in the municipality. A study on MAPs showed that there is a total stock of 92,251.91 kg of MAPs species and 53,604 kg could be harvested annually in a sustainable manner.

Chandragiri Municipality has allocated resources to enhance the greenery of its public spaces and beautification of highways by investing in vegetation along the road areas through its annual plans, programmes and budget. It has also been actively engaged in forest conservation efforts, including afforestation initiatives.

5.10 SDG 16: Promote peaceful and inclusive societies for sustainable development, provide access to justice for all and build effective, accountable and inclusive



The plans and programmes implemented in the FY 2023/24 include providing CCTV cameras along main roads; installing free Wi-Fi in market areas, major tourist spots, and public places; and implementing a GIS-based house numbering system. Additional efforts include capacity enhancement for justice committees, as well as the preparation of a Detail Project Report (DPR) for park development, road infrastructure, and building regulations. Furthermore, there are provisions for formulating and revising laws, allocating welfare funds, and supporting organizations dedicated to promoting peace, justice, and strong institutions within Chandragiri Municipality.

5.11 SDG 17: Strengthen the means of implementation and revitalize the global partnership for sustainable development



Due to the insufficient revenue base, a common challenge across many local governments in Nepal, Chandragiri Municipality has been collaborating with the federal and provincial government, NGOs, the private sector, and other development partners to address the growing need of the community and support local development initiatives. Collaboration through SDG localization-related initiatives has contributed to fostering global partnerships, such as the participation of the Mayor in the UN-Habitat General Assembly (June 2023) and the technical peer learning generated as part of the VLR development. In addition, the

Mayor participated in the World Government Summit in China (February 2024) and further networking and capacity-building through the participation in the Asia Pacific Mayors' Academy in 2024.



© UN-Habitat 2024



Farming areas in the municipality © UN-Habitat, 2024



A popular pond area in the municipality where children enjoy swimming © UN-Habitat, 2024

06

Action plan

The SDGs are a multidimensional development agenda; hence, their implementation requires collaboration between different levels of government and stakeholders. Chandragiri Municipality requires innovative approaches and strategies on both programmatic and financial aspects to prioritize and implement interventions to meet the SDG gaps in a strategic manner. The VLR has provided a comprehensive snapshot of the municipality's status and has catalyzed invaluable reflections and insights. Key recommendations are:

- A technical section/department should be established in the municipal office to integrate data and disseminate it through regular reports and publications.
- Visible support needs to be targeted to low-income families of students at secondary schools to increase enrolment, to control dropout, to improve learning achievement as well as to contribute towards reduction of child/adolescent marriages.
- Special attention needs to be placed by the municipality, especially for dengue control, TB control, and control of non-communicable diseases.
- Special programmes should be developed and implemented for suicide control and road accidents in partnership with other stakeholders in the municipality.

- The municipality needs to emphasize the implementation of an integrated urban development plan focusing on socioeconomic and environmental aspects.
- Special consideration should be given to green infrastructure (parks and open spaces) and the establishment of sustainable waste management systems.

In this regard, following an action-oriented approach, the municipality has developed a road map as an action plan based on the gaps identified and prioritized through the VLR process, along with the engagement of relevant stakeholders, covering several important issues and measures.

The preparation of the action plan has focused on the five priority SDGs (3, 4, 5, 6 and 11) which are:

- I. Improving integrated database management with a strengthened municipal data section and resources to collect, manage and analyse, and use data.
- II. Integrating the SDGs into annual and periodic plans, guided by the VLR and the action plan to achieve the targets.
- III. Regularly monitoring and evaluating SDG progress with multistakeholder engagement.
- IV. Mobilizing federal, provincial and municipal resources for SDG financing to meet the gaps.

6.1 Action plan for priority SDG 3

Table 6.1 Action plan for SDG 3

SDG 3 indicators	Municipal status (current)	Action to be implemented	Implementing agency			Remarks
			Lead	Support	Municipal target timeline	
Maternal mortality ratio	0.8 per 1,000 live births	<ul style="list-style-type: none"> Implement the Safe Motherhood programme: (a) Health services enhancement through intensive observation; (b) Zero home delivery programme. Expand nutrition programme (d) M&E of existing services; (e) effectiveness of ANC visit. 	Municipality	FG, PG, DPs, (I) NGOs	0.5 per 1,000 live births	0 per 1,000 live births
Under 5 mortality rate	3.19 per 1,000 live births	<ul style="list-style-type: none"> Support Child Health and Nutrition programme. Promote intensive care and observation. Invest in antenatal care, postnatal care, and newborn care (e.g. growth monitoring). Conduct M&E of existing services 	Municipality	FG, PG, DPs, (I) NGOs	1.5 per 1,000 live births	0 per 1,000 live births
Neonatal mortality rate	2.39 per 1,000 live births	<ul style="list-style-type: none"> Strengthen intensive care and observation. Conduct M&E of existing services. 	Municipality	FG, PG, DPs, (I) NGOs	1.5 per 1,000 live births	1 per 1,000 live births
TB incidence	135.9 per 100,000 population	<ul style="list-style-type: none"> Support TB control programme (frequent testing, mobile camp). Improve awareness through radio/television, poster/pamphlet, social media. Promote research and study on TB, focusing on Chandragiri Municipality, to know the cause(s). 	Municipality	FG, PG, DPs, (I) NGOs	50 per 100,000 population	20 per 100,000 population
Hepatitis B prevalence	64.29 per 100,000 population	<ul style="list-style-type: none"> Support frequent testing of Hepatitis B. Promote awareness programme. 	Municipality	FG, PG, DPs, (I) NGOs	32 per 100,000 population	10 per 100,000 population

SDG 3 indicators	Municipal status (current)	Action to be implemented	Implementing agency			Remarks	
			Lead	Support	Municipal target timeline		
				2027	2030		
Number of people requiring interventions against neglected tropical diseases -Dengue cases	528 people	<ul style="list-style-type: none"> Conduct awareness on dengue and its effects. Facilitate free testing of dengue. Conduct clean and sanitation awareness programmes during the monsoon season. 	Municipality	FG, PG, DPs, (I) NGOs	250 people	50 people	0 in national target
Mortality from cardiovascular diseases	0.41 per 1,000 population	<ul style="list-style-type: none"> Promote awareness of cardiovascular diseases. Improve access to regular checkup. Integrate counseling programme (food habits, regular exercise, regular checkups). 	Municipality	FG, PG, DPs, (I) NGOs	0.3 per 1,000 population	0.20 per 1000	Population
Mortality from cancer	0.34 per 1,000 population	<ul style="list-style-type: none"> Raise awareness about cancer. Facilitate the establishment of a cancer checkup centre in the Municipal Hospital. 	Municipality	FG, PG, DPs, (I) NGOs	0.3 per 1,000 population	0.20 per 1,000	1,000 population
Suicide mortality rate	22.65 per 100,000 population	<ul style="list-style-type: none"> Promote the establishment of a psychosocial mentoring centre in each ward. Provide ToT on psychosocial mentorship to volunteers. Allocate funds for psychosocial counseling programme under the municipality. Allocate fund for disadvantaged groups of people (e.g. single women, people with physical or mental disabilities, etc.). 	Municipality	FG, PG, DPs, (I) NGOs	10 per 1,000 population	4.7 per 100,000	population
Death rate due to road traffic injuries	7.5%	<ul style="list-style-type: none"> Conduct an awareness campaign together with the federal police office and municipal police. Enforce traffic rules and regulations through municipal police. 	Municipality	FG, PG, DPs, (I) NGOs	6%	4.96 %	

SDG 3 indicators	Municipal status (current)	Action to be implemented	Implementing agency		Municipal target timeline		Remarks
			Lead	Support	2027	2030	
Adolescent birth rate (aged 15-19 years)	10.20 per 1,000 women in that age group	<ul style="list-style-type: none"> Raise awareness of adolescent health and the effect of early marriage on health. Establish an adolescent counseling desk in the municipality. Improve outreach programme for adolescents. Integrate awareness programmes at school for adolescents. 	Municipality	FG, PG, DPs, (I) NGOs	6 per 1,000 women in that age group	5 per 1,000 women in that age group	
Percent of women having ANC visits as per protocol (among live births)	88.2% (among live births)	<ul style="list-style-type: none"> Enhance the health facilities for ANC visits. Support special complement during the ANC visit. 	Municipality	FG, PG, DPs, (I) NGOs	92%	95.00% (among live births)	
Percentage of households within 30 minutes travel time to health facility	98.49%	<ul style="list-style-type: none"> Conduct health service monitoring activities. Provide special focus on wards 1 and 2 for early reach on health services. Conduct capacity development programme of health technicians. Conduct capacity development programme for Female Community Health Volunteer (FCHV). Ensure adequate provision of kits and testing facilities. Promote increment of municipal people on National Health Insurance system. 	Municipality	FG, PG, DPs, (I) NGOs	100%	100 %	

6.2 Action plan for priority SDG 4

Table 6.2 Action plan for SDG 4

SDG 4 indicators	Municipal status (current)	Action to be implemented	Implementing agency			Remarks
			Lead	Support	Municipal target timeline	
Net enrolment rate in primary education	99%	<ul style="list-style-type: none"> Facilitate annual data collection of children. -Promote home visit programme. Implement parents counseling. 	Municipality	FG, PG, DPs, (I) NGOs	100%	100%
Gross enrolment rate in secondary education (grade 9 to 12)	93.8%	<ul style="list-style-type: none"> Conduct yearly data collection of children. Promote home visit programme. Implement parents counseling. 	Municipality	FG, PG, DPs, (I) NGOs	95%	99.5%
Attendance to early childhood education (gross enrolment) (%)	99.5%	<ul style="list-style-type: none"> Facilitate yearly data collection of children. Promote home visit programme. Promote parents counseling. 	Municipality	FG, PG, DPs, (I) NGOs	99.7%	99.99%
Gender Parity Index in enrolment (primary school)	0.85%	<ul style="list-style-type: none"> Implement yearly data collection of children. Improve home visit programme. Conduct parents counseling. 	Municipality	FG, PG, DPs, (I) NGOs	0.9%	0.95%
Gender Parity Index in enrolment (secondary school)	0.92%	<ul style="list-style-type: none"> Conduct yearly data collection of children. Improve home visit programme. Promote parents counseling. 	Municipality	FG, PG, DPs, (I) NGOs	0.95%	0.97%
Gender Parity Index based on literacy (above 15 years)	0.84%	<ul style="list-style-type: none"> Provide free education, including books and stationery, to girls. Allocate education stipend for female children, specially from the disadvantaged groups of society (Dalit, ethnicity, financially inactive). Conduct parents counseling. 	Municipality	FG, PG, DPs, (I) NGOs	1%	
Population with literacy rate of 15-24 years old	98.33%	<ul style="list-style-type: none"> Conduct informal education for illiterate people. -Facilitate home visits to illiterate people and provide counseling. 	Municipality	FG, PG, DPs, (I) NGOs	99%	100%

SDG 4 indicators	Municipal status (current)	Action to be implemented	Implementing agency		Municipal target timeline		Remarks
			Lead	Support	2027	2030	
Literacy rate of 15-24 years old (women)	98.15%	<ul style="list-style-type: none"> Conduct informal education programmes for illiterate women. Facilitate home visits to the illiterate and support counseling for joining literacy classes. 	Municipality	FG, PG, DPs, (I) NGOs	99%	100%	
Schools with access to electricity	100%	Ensure and justify 100% of schools have electricity through the publication.	Municipality	FG, PG, DPs, (I) NGOs	100%	100%	
Schools with access to Internet (%)	100%	Ensure and justify 100% of schools have Internet through publication.	Municipality	FG, PG, DPs, (I) NGOs	100%	100%	

6.3 Action plan for priority SDG 5

Table 6.3 Action plan for SDG 5

SDG 5 indicators	Municipal status (current)	Action to be implemented	Implementing agency		Municipal target timeline		Remarks
			Lead	Support	2027	2030	
Children aged 1-14 years who experienced psychological aggression or physical punishment	14.68%	<ul style="list-style-type: none"> Promote teacher-student mentorship programme. Conduct teachers training, establish a municipal teacher training centre. Prioritize awareness-raising programmes. Facilitate motivation classes. Improve the child rights and child education programme. 	Municipality	FG, PG, DPs, (I) NGOs	7%	5%	

SDG 5 indicators	Municipal status (current)	Action to be implemented	Implementing agency		Municipal target timeline		Remarks
			Lead	Support	2027	2030	
Women aged 15-19 years who are married or in union (%)	7.38%	<ul style="list-style-type: none"> Implement an adolescent awareness programme. Conduct parents' and girls' awareness programmes, especially focusing on wards 1 and 2. 	Municipality	FG, PG, DPs, (I) NGOs	3.5%	1%	
Ratio of women to men participation in labor force	0.67%	<ul style="list-style-type: none"> Conduct a skill development programme focusing on women. Provide informal education for adult women. 	Municipality	FG, PG, DPs, (I) NGOs	0.75%	1%	
Proportion of seats held by women in local government	44.3%	<ul style="list-style-type: none"> Support capacity-building training on political issues and social development skills to women. Encourage leadership development training for women. 	Municipality	FG, PG, DPs, (I) NGOs	46%	50%	
Women in civil service decision making positions (% of total employees)	34.21%	<ul style="list-style-type: none"> Provide special class focusing on competition for Public Service Commission. Support skill development training for women staff on contemporary technical development and innovation. Support special training to women staff on managerial and leadership skills. 	Municipality	FG, PG, DPs, (I) NGOs	40%	45%	
Women ownership of property (land or house, or both)	33.1%	<ul style="list-style-type: none"> Increase awareness of women at the community level. 	Municipality	FG, PG, DPs, (I) NGOs	36%	40%	

6.4 Action plan for priority SDG 6

Table 6.4 Action plan for SDG 6

SDG 6 indicators	Municipal status (current)	Action to be implemented	Implementing agency			Remarks	
			Lead	Support	Municipal target timeline		
				2027	2030		
Proportion of population with basic water supply coverage	97.77%	<ul style="list-style-type: none"> Enhance the programme to provide clean and pure water to the community. Increase water supply coverage. Conduct programme for an adequate water supply system. 	Municipality	FG, PG, DPs, (I) NGOs	100%	100%	
Proportion of population using safely managed sanitation services including a hand-washing facility with soap and water	1%	<ul style="list-style-type: none"> Construction of safer sanitation-related infrastructure, preparation of municipal sanitation master plan and working procedure. Support the construction of public toilets with adequate water facilities. Provide water testing mobile kit and test lab in the municipality. 	Municipality	FG, PG, DPs, (I) NGOs	5%	7%	National target-10%
Proportion of population with basic sanitation coverage	99.80%	<ul style="list-style-type: none"> Establish a sound sanitation system (e.g. waste collection point with scheduled time and days, waste segregation, etc.) 	Municipality	FG, PG, DPs, (I) NGOs	100%	100%	
Proportion of untreated industrial wastewater	100%	<ul style="list-style-type: none"> Conduct a study on untreated industrial wastewater. Prepare a DPR and construct a wastewater treatment plant. 	Municipality	FG, PG, DPs, (I) NGOs	80%	70%	
Percentage of untreated domestic wastewater	100%	<ul style="list-style-type: none"> Conduct a study on untreated domestic wastewater. Prepare a plan and execute. 	Municipality	FG, PG, DPs, (I) NGOs	80%	70%	

6.5 Action plan for priority SDG 11

Table 6.5 Action plan for SDG 11

SDG 11 indicators	Municipal status (current)	Action to be implemented	Implementing agency		Municipal target timeline		Remarks
			Lead	Support	2027	2030	
Household units roofed with thatches/straw	0.03%	<ul style="list-style-type: none"> Provide special grants for households having thatches/straw if not able to construct brick or stone houses. 	Municipality	Municipality	0%	0%	
Proportion of urban population living in houses with roof of thatched/straw roof	0.033%	<ul style="list-style-type: none"> Provide special grants for households that have thatches/straw if they are not able to construct brick or stone houses. 	Municipality	Municipality	0%	0%	
Proportion of population that has access to paved road within 30 minutes of walking	85.29%	<ul style="list-style-type: none"> Ensure that the ongoing programme will reduce timing access to paved roads. 	Municipality	FG, PG, DPs, (I) NGOs	92%	100%	
Ratio of land consumption rate to population growth rate	6.45	<ul style="list-style-type: none"> Put efforts such that the database of land consumption will be managed. 	Municipality	FG, PG, DPs, (I) NGOs	N/A	N/A	
Concentration of PM2.5 ($\mu\text{g}/\text{m}^3$)	39 ($\mu\text{g}/\text{m}^3$)	<ul style="list-style-type: none"> Independent and regular checking to vehicle emission Organize awareness programmes on emission, forest fire, burning fodder, etc. 	Municipality	DoT	25 ($\mu\text{g}/\text{m}^3$)	20 ($\mu\text{g}/\text{m}^3$)	
Average share of the built-up area of cities that is open space for public use for all, by sex, age and persons with disabilities	4.71%	<ul style="list-style-type: none"> Map potential open space in the municipality. Develop disabled-friendly, child-friendly and senior citizen-friendly new parks and open spaces. 	Municipality	FG, PG, DPs, (I) NGOs	6%	8%	

SDG localization entails the implementation of the 2030 Agenda for Sustainable Development, extending from the municipality to the people. However, this process is further strengthened only when there is effective coordination and cooperation between national, provincial and local governments to achieve the SDGs by 2030.

Measuring progress towards achieving the SDGs and boosting shared prosperity requires increased capacity at all levels of government, where improved database management is crucial. Strengthening the capacity of municipal database management systems is required to identify key gaps in a municipality. Quality data management system architectures are essential at both the local (municipal) and national levels to facilitate credible measurement of the goals and ensure the desirable frequency of available data. The municipality is committed to improving integrated database management with a strengthened municipal data section and resources to collect, manage and analyse, and use data for SDG tracking.

To achieve the SDGs, municipalities need to embody the spirit of the goals and acknowledge the social, environmental and economic challenges present at all levels of government. This recognition is crucial for overcoming the barriers that arise in the process of transformative changes.

The preparation of Chandragiri's VLR marks a significant milestone in measuring the status of SDG localization in Nepal. From this VLR, it has been learned that SDGs must primarily serve as a motivating force for processes and

actions taken by municipal leadership. The municipality will plan to strengthen SDG coding in budgeting and planning process linked to the action plan for integrating the targeted interventions into annual and periodic plans of the municipality to achieve the targets.

All stakeholders become agents of positive transformation for society as a whole, to "leave no one behind" with a deep commitment to providing health, education, social safety net, infrastructure and other public services. Several recent and new approaches have been executed by the municipality, like community nursing services, increasing the testing of dengue and TB cases, capacity development activities for women and adolescents, special grants for senior citizens' health support, etc. Likewise, regularly monitoring and evaluating SDG progress with multistakeholder engagement was found to be beneficial. This is particularly evident in initiatives targeted towards children, adolescents, women and marginalized communities.

Hence, the municipality needs to apply a systematic approach to development services that adheres to the principle of evidence-based planning, monitoring and evaluation systems. As achieving the targets are ambitious, the municipality acknowledges the need of coordinated action and multilevel collaboration in the three-tiered government to mobilize federal, provincial and municipal resources for SDG financing to meet the gaps. Furthermore, the municipality will conduct VLRs periodically, at least one in 2027, to keep track of the progress and actions required to achieve the SDGs

References

- ASU. (2024). How Can School Counselors Involve Families to Improve Student Outcomes? from <https://degree.astate.edu/online-programs/education/master-of-science-school-counseling/general-track/involve-families-improve-student-outcomes/>
- CBS. (2011). National Population and Housing Census. Kathmandu: Central Bureau of Statistics (CBS).
- CEHRD. (2023). Flash Report -2079 (2022/23). Bhakatpur: Center for Education and Human Resource Development (CEHRD).
- Chandragiri Municipality. (2023a). Children's Profile. Chandragiri Municipality.
- Chandragiri Municipality. (2023b). Chandragiri Darpan. Chandragiri Municipality.
- CChandragiri Municipality. (2024d). School List. Chandragiri Municipality.
- Chandragiri Municipality. (2024f). Data on People Getting Incentives on Medical Treatment. Chandragiri Municipality.
- Chauhan, R., Shrestha, A., Oh, S. E., & Gurung, A. (2023). The Degradation of Spring Water Resources in Nepal: Some Policy Gaps. *Water Policy*, 25(4), 338-358.
- DUDBC. (2013). Planning Norms and Standards: Department of Urban Development and Building Construction.
- DUDBC. (2019). Municipal Profile of Chandragiri Municipality. Kathmandu: Department of Urban Development and Building Construction.
- ENPHO. (2023). Chandragiri Municipality. from <https://sfd.susana.org/about/worldwide-projects/city/174-chandragiri>
- ESCAP. (2020). Asia-Pacific Regional Guidelines on Voluntary Local Reviews . from https://www.unescap.org/sites/default/files/Asia-Pacific%20Regional%20Guidelines%20on%20VLRs_0.pdf
- GON. (2012). National Ambient Air Quality Standards of Nepal: Government of Nepal (GON).
- HMIS. (2023). Integrated Health Information Management System (HMIS). Retrieved from <https://hmis.gov.np/>.
- IOM. (2016). Securing Women's Land and Property Rights in Nepal. Retrieved from <https://www.iom.int/news/securing-womens-land-and-property-rights-nepal>.
- Katuwal, H. B., Basent, H., Sharma, H. P., Koirala, S., Khanal, B., Neupane, K. R., and Lamichhane, S. (2020). Wildlife Assessment of the Chandragiri Hills, Kathmandu: Potentiality for Ecotourism. *European Journal of Ecology*, 6(1), 27-50.
- National Planning Commission. (2022). National Framework for Leave No One Behind. Kathmandu, Nepal.
- NSO. (2021). National Population and Housing Census, National Report. Kathmandu, Nepal.
- NSO. (2022). Number of Holdings and Area by Land Use by Municipality. Retrieved from <https://data.nsonepal.gov.np/dataset/national-sample-census-of-agriculture-2022/resource/36e4d184-b101-436e-bf80-e854c5480d4c>.
- NSO. (2023). Degree of Urbanization (DEGURBA) in Nepal. Kathmandu, Nepal.
- NSO. (2023a). Community Report, 2078. Kathmandu, Nepal: National Statistics Office (NSO).
- OECD. (2020). A Territorial Approach to the Sustainable Development Goals: Synthesis Report, OECD Urban Policy Reviews. Paris, France: OECD Publishing.
- PPPC. (2019). Local Human Development Report 2019 Province No. 3, Nepal. Hetauda, Nepal: Government of Province, Province Policy and Planning Commission (PPPC).
- TCP. (2024). Resource Assessment and Prioritization of Medicinal and Aromatic Plants (MAPs) in Chandragiri Municipality Nepal: TriSoul Consult Private Limited (TCP), Chandragiri Municipality, Nepal.
- UN-Habitat. (2018). Module 3, Land Consumption. Nairobi, Kenya.

UN-Habitat. (2024). Action-oriented Voluntary Local Reviews: A Methodology for the Partners of UN-Habitat. Nairobi, Kenya.

UNESCAP. (2020). Asia-Pacific Regional Guidelines on Voluntary Local Reviews: Reviewing Local Progress to Accelerate Action for the Sustainable Development Goals

USAID. (2024). Air Quality in Chandragiri Municipality, Fact Sheet (unpublished).

Nepali References

चन्द्रागिरि नगरपालिका (२०१९) । ऐतिहासिक, सांस्कृतिक नगर-समृद्ध पर्यटकीय चन्द्रागिरि, नीति तथा कार्यक्रम । काठमाडौं: चन्द्रागिरि नगरपालिका ।

चन्द्रागिरि नगरपालिका (२०२१) । स्थानीय राजपत्र, २०७८ । काठमाडौं: चन्द्रागिरि नगरपालिका ।

<https://www.chandragirimun.gov.np/sites/chandragirimun.gov.np/files/Niji%20Uddham%20Rajpatra.pdf> बाट लिईएको ।

चन्द्रागिरि नगरपालिका (२०२३) । महिला, बालबालिका मैत्री, अपांगता भएको ब्यक्ति तथा जेष्ठ नागरिक, यौनिक तथा लैंगिक अल्पसंख्यक, महिला, उधमी सहजीकरण रोस्टर तथ्यांक संकलन तथा अध्यावधिक वार्षिक प्रगति । काठमाडौं: चन्द्रागिरि नगरपालिका ।

चन्द्रागिरि नगरपालिका (२०२३ c) स्थानीय राजपत्र, आ.व. २०८०/२०८१ को बिषयगत क्षेत्र र उपछेत्रगत नीति तथा कार्यक्रम, २०८० । काठमाडौं: चन्द्रागिरि नगरपालिका ।

चन्द्रागिरि नगरपालिका (२०२४) । मृत्यु विवरण । काठमाडौं: चन्द्रागिरि नगरपालिका ।

चन्द्रागिरि (२०२४ a) । कुल कर्मचारी विवरण, २०८०। काठमाडौं: चन्द्रागिरि नगरपालिका ।

चन्द्रागिरि नगरपालिका (२०२४ b) । नव निर्वाचित जनप्रतिनिधि विवरण, २०७९ । काठमाडौं: चन्द्रागिरि नगरपालिका ।

चन्द्रागिरि नगरपालिका (२०२४ c) । चन्द्रागिरि नगरपालिकामा हाल खानेपानी तथा सरसफाई उपभोक्ता समितिहरू बाट वितरण गरेका धारा संख्या तथा बोरिङको विवरण। काठमाडौं: चन्द्रागिरि नगरपालिका ।

चन्द्रागिरि नगरपालिका (२०२४ e) । स्वास्थ्य संस्था तथा कर्मचारी विवरण। काठमाडौं: चन्द्रागिरि नगरपालिका ।

नेपाल सरकार (२०२०) । बिपन्न नागरिक औषधी उपचार कोष निर्देशिका, २०७५ . <http://nssd.dohs.gov.np/Nirdesika/bipanna-nagarik-ausadi-upachar-fund-nirdesika-2075.pdf> बाट लिईएको ।

नेपाल प्रहरी (२०२४) । दुर्घटना विवरण पठाइएको बारे नगरपालिकालाई प्रेषित पत्र । काठमाडौं: थानकोट ।

राष्ट्रिय योजना आयोग (२०७९ साल) । दिगो विकास लक्ष्यको सांकेतिकरण स्रोत पुस्तिका । काठमाडौं: नेपाल ।

Acknowledgements

Advisory Committee, Office of the Municipal Executive, Chandragiri Municipality

Mr. Ghanashyam Giri, Mayor
Ms. Basanti Shrestha, Deputy Mayor
Mr. Krishna Prasad Khadki, City Spokesperson
Mr. Hemraj Aryal, Chief Executive Officer
Ms. Bhadra Aryal, Senior Section Officer (VLR Focal Person)
Mr. Mahesh Raj Bhatta, Account Officer

Working Committee, Office of the Municipal Executive, Chandragiri Municipality

Mr. Sujan Raj Khanal, Education Section Chief
Ms. Rashmi Shrestha, Women Development Officer
Mr. Mahesh Raj Pathak, Senior Planning Officer
Mr. Shambhu Kumar Mahato, Senior Health Officer
Mr. Bhisma Bhandari, Engineer
Mr. Sanjeev Gyawali, IT Officer
Mr. Raju Bahadur Khadka, Economic Development Officer
Mr. Rajendra Rai, WASH Assistant

Technical Team, UN-Habitat Nepal

Ms. Pragya Pradhan, Habitat Programme Manager
Mr. Milan Bagale, Project Coordinator
Dr. Pratap Chhatkuli, Consultant
Ms. Srijana Koirala, Consultant
Mr. Atul Man Joshi, Consultant
Mr. Prabal Dahal, Urban Planner

Review and Collaboration, Ministry of Urban Development (MOUD), Nepal

Mr. Padma Kumar Mainalee, Joint Secretary
Ms. Astha Pant, Engineer (Focal Person)

Data Collection and Verification (SDG 3)

Mr. Prakash Ghimire, Health Inspector, Chandragiri Municipality

Technical Coordination and Review Team: UN-Habitat SDG Localization and Local Governments Team (Headquarters), ROAP and ESCAP

Mr. Martino Miraglia, Human Settlements Officer, Urban Practices Branch, Kenya
Ms. Odicea Angelo Barrios, Human Settlements Officer, ROAP
Mr. Curt Garrigan, Chief, Sustainable Urban Development Section, ESCAP
Ms. Alice Siragusa, Sustainable Urban Development Advisor, ESCAP
Mr. Riccardo Maroso, Programme Manager, UN-Habitat Bangkok Office
Ms. Claudia Garcia Zaragoza, Partnerships and Programme Officer, Kenya
Ms. Caroline Kienast-Von Einem, Urban Data Expert, Kenya
Ms. Nanor Karageozian, Urban Data Expert, Kenya
Ms. Gaia Neal Agrawal, Programme Assistant and Communication, Kenya

Proofreading, Editing and Photography

Ms. Keshan Liu, Intern, UN-Habitat Regional Office for Asia and the Pacific
Mr. Hari Jang Thapa, Communication Assistant, UN-Habitat Nepal

List of stakeholders that participated in the national/city-level workshops and consultations

- Ministry of Urban Development
- Ministry of Federal Affairs and General Administration
- National Planning Commission
- Department of Urban Development and Building Construction
- Kathmandu Valley Development Authority
- National Statistics Office
- United Nations Resident Coordinator Office
- United Nations Population Fund
- District Coordination Office, Kathmandu
- Lalitpur Metropolitan City
- Municipal Association of Nepal
- National Association of Rural Municipalities in Nepal
- Dhankuta Municipality
- Bhaktapur Municipality
- Madhyapur Thimi Municipality
- Kageshwori Manohara Municipality
- Buddhanilkantha Municipality
- Sankharapur Municipality
- Institute of Engineering, Pulchowk Campus
- Bishnudevi Mahila Sahakari Samuha, Chandragiri
- Nayabasti Pragatisil Mahila Samuha, Chandragiri
- Jagaran Mahila Bikash Samaj, Chandragiri
- Mega Public Academy, Chandragiri
- Machhagaun Health Post, Chandragiri
- Dahachowk Health Post, Chandragiri
- Baadbyanjyog Health Post, Chandragiri
- Balambu Health Post, Chandragiri
- Kal Bhairav Multipurpose Saving and Cooperative, Chandragiri
- New Manakamana Mahila Sahakari, Chandragiri
- Mahila Sahakari Bikas Sanstha, Chandragiri
- Child Right Committee, Chandragiri
- Dahachowk Yuba Samuha, Chandragiri
- Dahachowk Aatmanirbhar Mahila Samuha, Chandragiri
- Hamro Dahachowk Laghu Uddhami Samuha, Chandragiri
- Post office, Chandragiri
- Senior Citizen Club, Chandragiri
- Sashaktikaran Mahila Samuha, Chandragiri
- Balambu Misa Pucha, Chandragiri
- Batuk Bhairab Mahila Samuha, Chandragiri
- Balambu Secondary School, Chandragiri
- Chandikadevi Secondary School, Chandragiri
- Shree Champadevi School, Chandragiri
- Nepali Congress Party, Chandragiri Chapter
- Nepal Communist Party (Socialist), Chandragiri Chapter
- Nepal Socialist Party, Chandragiri Chapter

View of the southern area of Chandragiri Municipality © UN-Habitat, 2024





© UN-Habitat, 2024

Office of the Municipal Executive
Chandragiri Municipality

Balambu, Kathmandu

Telephone Number: +977-014315766

Email: chandragirimun@gmail.com

Website: <https://chandragirimun.gov.np/ne>