

MADRID

VOLUNTARY LOCAL REVIEW 2023



IMPLEMENTING
THE NEW
URBAN AGENDA

Madrid Voluntary Local Review 2023

First published March 2023 by the Madrid City Council.

@ Madrid City Council

All rights reserved worldwide.

This publication has not been formally edited. It may be reproduced in whole or in part and in any form for educational or non-profit purposes without special permission from the copyright holder, provided acknowledgement of the source is made.

Suggested citation:

Madrid City Council, *Madrid Voluntary Local Review 2023* (Madrid City Council, 2023)

DISCLAIMER

The content of this publication does not necessarily reflect the views of Madrid City Council nor does it imply any endorsement.

MADRID VOLUNTARY LOCAL REVIEW 2023

FOREWORD BY THE DEPUTY MAYOR



Dear friends of Madrid,

It is a great pleasure to present Madrid's Voluntary Local Review (VLR) 2023 publication to the United Nations, directly reporting on our city's progress towards the Sustainable Development Goals (SDGs). The VLR methodology has become a common language for communicating city policies and projects to global audiences.

Cities cannot be disconnected from global challenges because we experience their impact daily in every street and neighbourhood. Thus, it is our duty to tackle these challenges at a local level, the most effective way to do so.

Madrid is fulfilling the SDGs through our own localisation scheme portrayed in our Localisation Strategy, which was approved in 2021 following the unanimous request of the Plenary of the Madrid City Council. It resulted in a rich agenda based on indicators and statistics that address the environmental, economic, and social challenges of Madrid, and that is therefore directly connected to the Operational Government Program of the city, in which every planned action of a city department is immediately linked to the SDGs they contribute to fulfilling.

As a result, Madrid's SDGs agenda is a thorough exercise of adapting global challenges to our reality and capacities as a municipality. Two annual monitoring reports of the Localisation Strategy have already been produced as new statistics become available each year.

While these scheduled annual reports inform the Madrid citizens about our progress concerning the political commitment of city officials, the VLR report also aims to assume responsibility and demonstrate a pledge towards the United Nations and fellow citizens worldwide who are also pursuing progress on the SDGs.

This document highlights Madrid's progress within the frameworks of both the New Urban Agenda and the European Urban Agenda, which we are eager to share with local authorities and civil society worldwide. We learn from each other and find inspiration in each other. You can count on Madrid to collaborate to build better, brighter cities and a more united world.

Sincerely,

Begoña Villacís Sánchez
Vice Mayor of Madrid

FOREWORD BY THE COUNCILLOR



Dear friends,

Madrid is a global city, well-known in all multilateral networks and initiatives. Over the years, we have partnered with United Nations agencies to broaden the scope of this dialogue and collaboration, focusing on urban and global sustainability. We believe that the subnational perspective, specifically the perspective of cities, must be heard.

More sustainable cities mean a better world in the context of growing urbanisation. Finding solutions to global challenges is the responsibility of every local government, and it involves implementing and reporting the localisation of the SDGs in a manner that other territories and actors can understand and take advantage of good practices. This document is about showcasing our experience and sharing our accumulated knowledge.

Presenting this Voluntary Local Report is a further step in our international commitment to the global sustainability agenda. It is also an additional stimulus to work for a safer, healthier, more inclusive, and more liveable city. The Report is based on the 104 targets and 160 indicators of the Localisation Strategy for the Sustainable Development Goals of the 2030 Agenda in the City of Madrid, showcasing Madrid's progress towards the SDGs.

This Report has been enriched by incorporating the Global Urban Monitoring Framework, that was developed by UN-Habitat with the support of the city of Madrid and approved by the United Nations Statistical Commission.

The development of a global monitoring framework helps to streamline and consolidate the VLRs. It helps harmonise urban monitoring and lower the barrier for many cities wishing to follow their SDG localisation path. Madrid's long-standing experience in city diplomacy and cooperation is strengthened by joining reporting efforts and sustainability actions with other territories that have submitted their VLR.

The VLR becomes a key document to keep this momentum of collaboration between cities that speak a common language while scaling solutions to their citizens and territory. Nature-based solutions, digital and smart city infrastructures and services, faster and cleaner transportation, green, circular and climate-neutral economy, and equal rights and access to jobs are some of the topics that cities are discussing, sharing, and implementing daily.

Working together is a natural evolution as the 2030 Agenda recognises the essential role of local authorities in achieving the goals. Monitoring progress and sharing it with the United Nations and the world is proof of commitment and a boost to improve every city's capacity towards a sustainable and equitable future.

Madrid has followed its path for the localisation of SDGs but has also considered the experiences of partner cities worldwide to complete this task. We are grateful to all of them and proud of the work done. We encourage other cities and stakeholders to find ways to express their contribution to a better world. Please count on our city, our dialogue spaces, and our experience for this shared goal. We will be happy to work together and be enriched by doing so.

Finally, we extend our gratitude to everyone who has made this document possible, including our team at the Madrid City Council, all the cities and city networks we have worked with, and the many stakeholders who have contributed along the way.

Wishing you all the best from Madrid,

Santiago Saura Martínez de Toda

Councillor for Internationalization
and Cooperation
Madrid City Council

Acknowledgements and credits

The overall coordination for the elaboration of this document was done by the Delegate Area for Internationalization and Cooperation of the Madrid City Council.

Contributors:

Inés Sánchez de Madariaga, architect, UNESCO Chair on Gender Equality Policies in Science, Technology and Innovation, Universidad Politécnica de Madrid (UPM)

Ana B. Moreno, urban anthropologist, Co-founder OnCities

Technical support for the elaboration of Chapter 6:

UN-Habitat in collaboration with Smart & City Solutions

Designer:

Andrea Posada Escobar

The Madrid City Council expresses its sincere gratitude to all the contributors for making this publication possible.

CONTENTS

Foreword by the Deputy Mayor	4
Foreword by the Councillor	5
Contents	8
List of Boxes, Figures and Tables	10
Acronyms	12
Abstract	13
Introduction	14
Chapter 1. Global, European, and Spanish Context for Localising the 2030 Agenda and Developing Voluntary Local Reviews	16
<i>Localisation of the SDGs as a Pathway for the Global Post-Covid-19 Recovery</i>	18
<i>The European SDGs Review Framework and the European Urban Agenda</i>	20
<i>Implementing and Localising the SDGs in Spain</i>	23
Chapter 2. Localising the Sustainable Development Goals and the New Urban Agenda in Madrid	26
<i>Madrid, a City Committed to the Global Agendas</i>	27
<i>An Ambitious Localisation Strategy for Achieving the SDGs</i>	28
<i>The Madrid's Post-Covid-19 Recovery Plan</i>	29
<i>Prioritising the New Urban Agenda and the Global Climate Action</i>	30
Chapter 3. Voluntary Local Reviews: More than Just a Monitoring Tool	33
<i>A Common Monitoring Framework</i>	36
<i>The Relevance of Madrid in the VLR Movement</i>	38
Chapter 4. The Madrid Voluntary Local Review 2023	40
<i>Purpose and Structure of the VLR</i>	41
<i>Case Studies</i>	43
<i>Madrid Nuevo Norte</i>	43
<i>Madrid's Roadmap towards Climate Neutrality by 2050</i>	47
Chapter 5. Measuring the SDGs Progress in Madrid	50
<i>Methodological framework</i>	51
<i>Harmonisation of the Urban Area Definition</i>	53

<i>Madrid Functional Urban Area</i>	56
<i>Data Analysis</i>	61
Chapter 6 - SDGs Progress Report Madrid 2023	75
Chapter 7. Conclusions and final comments	243
References	247
Bibliography	253
Annexes	256
<i>Annex 1. Indicators' Description</i>	257
<i>Annex 2 . Data Sources</i>	277

LIST OF BOXES, FIGURES AND TABLES

<i>Box 1. Example of the application of the GUMF block model</i>	52
<i>Box 2. How to define the Functional Urban Area</i>	55
<i>Figure 1. European Commission's holistic approach to sustainability and the SDGs</i>	21
<i>Figure 2. European Commission's approach to implementing the SDGs</i>	21
<i>Figure 3. NextGenerationEU funds' priorities</i>	22
<i>Figure 4. Governments' Commitments and Efforts for the SDGs Score versus SDG Index Score</i>	25
<i>Figure 5. Spain SDGs Performance</i>	25
<i>Figure 6. Alignment of Madrid's planning and strategies with the global, European and Spanish agendas</i>	28
<i>Figure 7. Summary of the alignment of the Madrid Operational Programme 2019-2023 and the Madrid Localisation Strategy</i>	29
<i>Figure 8. Summary of the pillars of the EU Recovery and Resilience Plan, lines of actions and main projects of the Recovery, Transformation and Resilience Plan for the City of Madrid</i>	30
<i>Figure 9. Madrid's commitment to global sustainable development agenda</i>	31
<i>Figure 10. The pattern of Madrid's sustainability-oriented key policy actions and platforms</i>	32
<i>Figure 11. Madrid SDGs monitoring efforts</i>	35
<i>Figure 12. Urban Monitoring Framework Structure</i>	37
<i>Figure 13. Madrid's multidimensional leadership on localisation</i>	38
<i>Figure 14. Madrid's pioneering work in monitoring SDGs localisation impact</i>	39
<i>Figure 15. Image of the Madrid Nuevo Norte area</i>	43
<i>Figure 16. Madrid Nuevo Norte impact area and planning priorities</i>	44
<i>Figure 17. The SDGs in Madrid Nuevo Norte</i>	45
<i>Figure 18. Madrid Nuevo Norte impact in the SDGs</i>	46
<i>Figure 19. Madrid Roadmap towards carbon neutrality's drivers and benefits</i>	47
<i>Figure 20. Data Roadmap</i>	48
<i>Figure 21. GUMF's block model</i>	51
<i>Figure 22. Main sources</i>	53

<i>Figure 23. Degree of Urbanisation</i>	54
<i>Figure 24. Methodology to define the functional urban areas</i>	56
<i>Figure 25. Urban Centre, city, commuting zone and functional urban area of Graz, Austria</i>	56
<i>Figure 26. Map of functional urban areas in Spain</i>	57
<i>Figure 27. Map of Madrid municipality</i>	57
<i>Figure 28. Map of the Greater Madrid Area</i>	58
<i>Figure 29. Map of the Madrid Functional Urban Area</i>	59
<i>Figure 30. Summary of the 2015-2020 progress for the Madrid SDG localisation indicators (for the Municipality)</i>	62
<i>Figure 31. Actions included in Madrid's Operational Programme 2019-2023 per SDGs</i>	63
<i>Figure 32. SDGs targets assessed in the Madrid VLR 2023</i>	64
<i>Figure 33. SDGs targets that incorporate Madrid Nuevo Norte in its input analysis</i>	65
<i>Figure 34. SDGs targets with a Madrid Nuevo Norte territorial zoom-in</i>	65
<i>Figure 35. SDGs targets that incorporates Madrid Roadmap Climate Neutrality in its input analysis</i>	65
<i>Table 1. List of municipalities included in the Greater Madrid Area</i>	58
<i>Table 2. Composition of the Madrid Municipality, Greater Madrid Area and Madrid FUA</i>	59
<i>Table 3. Municipalities included in the Madrid Functional Urban Area</i>	60
<i>Table 4. Comparison between the Autonomous Community of Madrid and the Madrid FUA</i>	60
<i>Table 5. Output indicators coinciding with GUMF indicators</i>	67
<i>Table 6. Output indicators coinciding with the Spanish Urban Agenda</i>	67
<i>Table 7. Output indicators with a triple analysis</i>	68
<i>Table 8. Output indicators by source</i>	70

ACRONYMS

ASEAN - Association of Southeast Asian Nations
BMI - Body Mass Index
C40 - C40 Cities Climate Leadership Group
ERDF - European Regional Development Fund
ESCAP – Economic and Social Commission for Asia and the Pacific
EU - European Union
FEMP - Federación Española de Municipios y Provincias
FUA – Functional Urban Area
GDP - Gross Domestic Product
GOP - Government Operational Programme
GUMF – Global Urban Monitoring Framework
HLPF – High-Level Political Forum
IAS - Invasive Alien Species
INE - Instituto Nacional de Estadística (Spanish Statistical Office)
JRC – Joint Research Centre
MDGs – Millennium Development Goals
MNN - Madrid Nuevo Norte
NEET - Not in Education, Employment, or Training
NEPAD - New Partnership for Africa's Development
NGA - Next Generation Access
OECD – Organisation for Economic Cooperation and Development
OEPM - Oficina Española de Patentes y Marcas (Spanish Patent and Trademark Office)
PV - Photo-voltaic
REDS - Red Española para el Desarrollo Sostenible
RMI - Regional Minimum Income
RUMI - Registro Unificado de Maltrato Infantil (Unified Register of Child Abuse)
SDGs – Sustainable Development Goals
SDSN – Sustainable Development Solutions Network
STIs - Sexually Transmitted Infections
SUDS - Sustainable Urban Drainage Systems
U20 – Urban 20
UAEU - Urban Agenda for the European Union
UCLG – United Cities and Local Governments
UIRC - International Urban and Regional Cooperation Programme
UNDESA – United Nations Department of Economic and Social Affairs
UNDP – United Nations Development Programme
UNECA – United Nations Economic Commission for Africa
UNECE – United Nations Economic Commission for Europe
UNESCO – United Nations Educational, Scientific and Cultural Organization
UN-Habitat – United Nations Human Settlements Programme
VLR – Voluntary Local Review
VNR – Voluntary National Review

ABSTRACT

The Madrid Voluntary Local Review (VLR) is an evidence-based report that aims to review the city's efforts in achieving the 2030 Agenda for Sustainable Development. The VLR is a comprehensive and transparent document that promotes concrete action and collaboration towards implementing the Sustainable Development Goals (SDGs). Madrid is one of the first cities to apply the Global Urban Monitoring Framework (GUMF), endorsed by the United Nations Statistical Commission.

The Madrid City Council presents its first Voluntary Local Review to the United Nations on the status of the objectives in 2023 as a renewed commitment towards multilevel and multi stakeholder approaches to advance on achieving the SDGs at the local and global levels. The review has a dual focus: first, it concentrates on achieving the SDGs at the local level by promoting policy coherence, developing capacities at the municipal level suitable for further elaboration of evidence-based policies, and enhancing the participation of various actors in the city. Second, it is a tool to highlight the capacity of governments and local actors to contribute to achieving the SDGs on the national, regional, and global levels.

INTRODUCTION

The 2030 Agenda for Sustainable Development, along with its Sustainable Development Goals (SDGs), provides a comprehensive framework that encompasses various aspects of urban development while explicitly recognising the significance of cities through the standalone SDG11, Sustainable Cities and Communities.

The New Urban Agenda further reaffirms our global commitment to sustainable urban development, recognising it as a vital step in realising sustainable development globally, regionally, nationally, sub-nationally, and locally, involving all relevant actors. Implementing the New Urban Agenda is essential for localising the 2030 Agenda for Sustainable Development and achieving all SDGs and targets, including Goal 11.

Numerous global cities acknowledge the importance of achieving the SDGs and are aligning their strategies and localising the 2030 Agenda while monitoring its targets through the elaboration of Voluntary Local Reviews (VLRs).

The city of Madrid sets a global example of how global agendas are being translated into local commitments for sustainable development in a multi-stakeholder, multidimensional, and integrated approach that is fully coordinated with European and national plans.

In 2016, the Madrid City Council began developing its SDG Localisation Strategy, which was unanimously adopted in 2019. This institutionalised the initial city government's commitment to ensure the continuity of the localisation process in the city while concentrating its efforts on a multidimensional approach to achieve the SDGs.

The SDG Localisation Strategy strives to ensure maximum coherence with the municipal planning and budget for 2019-2023. It integrates the monitoring framework for implementing the SDG Localisation Strategy with the Government Operational Programme (GOP) 2019-2023. Furthermore, it includes medium and long-term public investment opportunities for the city, considering other levels of administration (European, national, and regional), especially after the Covid-19 pandemic outbreak and the establishment of European recovery funds (Next Generation EU) as well as the European Union Multiannual Financial Framework 2021-2027.

In September 2022, the Madrid Urban Agenda and its action plan were approved. Their design was based on the Spanish Urban Agenda, aligned with the New Urban Agenda and the Urban Agenda for the European Union (UAEU). They provided the strategic policy, implementation, and monitoring framework to receive and implement European Union and Spanish urban-targeted funding up to 2030.

The SDG Localisation strategy in Madrid considers the VLRs a reporting and transparency milestone that reinforces the localisation process. The city aims not only to implement global agendas at the local level, but also to support their implementation globally by developing VLR reporting guidelines. This involves creating common and harmonised monitoring frameworks at the local level, facilitating benchmarking for city cooperation and integration of the VLRs into the Voluntary National Reviews (VNRs). Specific attention is paid to monitoring tools and data, and this first VLR is grounded on applying global and EU-endorsed monitoring frameworks and methodologies.

Indeed, the City of Madrid, under the framework of the collaboration agreement with UN-Habitat, provided financial and technical support for the development of the Global Urban Monitoring Framework (GUMF), including the Global Definition of Cities, which was endorsed by the United Nations Statistical Commission.

The GUMF harmonises existing urban indices and tools, providing a universal framework for tracking the performance of urban SDGs and the New Urban Agenda. The Global Definition of Cities enables data comparison across scales and functional urban areas. Madrid is one of the first cities to pilot this monitoring tool and the first capital city to apply the GUMF to its VLR.

More broadly, the main purpose of this multidimensional integrated exercise in the Madrid VLR 2023 is to bolster the long-term transformative impact of public policies in Madrid.

The analysis published in this VLR indicates a positive trend in most of the localisation efforts towards the SDGs. By assessing the impact on the city of Madrid and the Madrid Functional Urban Area, as proposed by the Global Urban Monitoring Framework, it is possible to observe the impact of public policies on a territory with over 6.7 million inhabitants.

The need for inter-municipal collaboration to implement coherent territorial plans and projects is more apparent than ever, particularly when it comes to increasing inclusiveness, equality, accessibility, and effective climate action.

The Madrid Voluntary Local Review 2023 is a pioneer in presenting two case studies and incorporating the concept of impact, reflecting the multi-stakeholder dimension of the Localisation Strategy. These two contributions unfold other opportunities for VLRs in the coming years.

The first focus is on the territorial dimension of the localisation process by incorporating Madrid Nuevo Norte, the largest urban redevelopment operation in the city and in the European Union. The second focus is Madrid's Roadmap to Climate Neutrality by 2050. The Roadmap is the latest step in a series of policy initiatives that the city of Madrid has taken over the past 15 years. Additionally, the Roadmap acknowledges a direct policy link with the requirements and expected results of the Paris Climate Agreement and the European Green Deal.

In conclusion, Madrid has aligned all its public policy frameworks, investments, and monitoring efforts with the 2030 Agenda, the New Urban Agenda, the climate action and decarbonisation roadmap to 2050, and the new context of the post-Covid-19 recovery plans.

Finally, the defining element of this first Madrid VLR is the multi-stakeholder engagement. As SDG17 emphasises, the 2030 Agenda vision can only be realised with strong partnerships and cooperation. The multilevel and multi-stakeholder collaboration in implementing the Madrid Localisation Strategy is critical to collectively addressing global challenges.

The Madrid VLR 2023 is a key document to update and follow up on the Localisation Strategy. More importantly, the long-term, transformational plan that the Madrid City Council has put in place, including the Madrid Urban Agenda. It is published with the intention to be updated in subsequent years and to consolidate its function as an engagement instrument rather than just a mere monitoring tool.

Understanding impact helps to improve, reinforce, and boost transformative public policies. It should also contribute to informing Madrid's citizens on how we can collectively and systematically advance in achieving common and shared objectives. Submitting this review enlarges our view, reinforces our local work, and consolidates our global action.

CHAPTER 1

**Global, European, and
Spanish Context for
Localising the 2030
Agenda and Developing
Voluntary Local Reviews**

In September 2015, the United Nations General Assembly adopted the [2030 Agenda for Sustainable Development](#), a “plan of action for people, planet and prosperity” to achieve a sustainable future for all. This Agenda, which all countries and stakeholders must implement in collaborative partnership, includes 17 Sustainable Development Goals (SDGs) and 169 targets to promote action over the next 15 years. The 2030 Agenda builds on the Millennium Development Goals (MDGs) and is committed to achieving universal and transformative sustainable development through three indivisible and integrated dimensions: economic, social, and environmental (United Nations, 2015).

In addition to supporting the 2030 Agenda, the United Nations Member States committed to other significant agreements. These include the [Paris Agreement](#) signed in December 2015 (United Nations Framework Convention on Climate Change, 2015); the [Sendai Framework for Disaster Risk Reduction 2015-2030](#), adopted in March 2015 (United Nations Office for Disaster Risk Reduction (UNISDR), 2015), and the [Addis Ababa Action Agenda on Financing for Development](#)¹ adopted in July 2015, which aligns all financing flows and policies with economic, social and environmental priorities of the post-2015 agendas, (United Nations, 2015).

The culmination of this intense period of defining a universal vision for sustainable development was the adoption of the [New Urban Agenda](#)² in October 2016,

1 The final text of the outcome document adopted at the Third International Conference on Financing for Development was endorsed by the General Assembly in its resolution 69/313 of 27 July 2015. See https://www.un.org/en/development/desa/population/migration/generalassembly/docs/globalcompact/A_RES_69_313.pdf

2 The New Urban Agenda was adopted at the United Nations Conference on Housing and Sustainable Urban Development (Habitat III) in Quito, Ecuador, on 20 October 2016 and endorsed by the General Assembly in its resolution 71/256 of 23 December 2016. See https://www.un.org/en/development/desa/population/migration/generalassembly/docs/globalcompact/A_RES_71_256.pdf

which outlines a shared vision and an action-oriented framework for sustainable urban and territorial development (United Nations, 2016). This document was “a critical step for realising sustainable development in an integrated and coordinated manner at the global, regional, national, subnational and local levels” (United Nations, 2016, paragraph 9).

Leaders and stakeholders acknowledged the importance of the local dimension in global development in a world where, as former United Nations Secretary-General Ban Ki-moon stated, “the battle for global sustainability will be won or lost in cities” (Ki-moon, 2012).

Two major achievements exemplified this historic acknowledgement of the crucial role of subnational and local authorities. First, the inclusion of a stand-alone goal on sustainable urbanisation (SDG11 on Sustainable Cities and Communities) in the 2030 Agenda. Second, the explicit reference to the contribution of the New Urban Agenda to the localisation of the 2030 Agenda in an integrated manner (United Nations, 2016, paragraph 9).

After years of advocacy efforts of international networks of local and regional governments in multilateral spaces, a concerted and coordinated platform created in 2013, the Global Taskforce of Local and Regional Governments³, was vital to the success of both achievements.

The Global Taskforce defines localisation as “the process of taking into account subnational contexts in the achievement of the 2030 Agenda, from the setting of goals and targets, to determine the means of implementation and using indicators to measure and monitor progress”. It relates both to “how local and

3 The Global Taskforce of Local and Regional Governments, a coordination and consultation mechanism that brings together the major international networks of local governments, was set up in 2013 to bring the perspectives of local and regional governments to the SDGs, climate change agenda and the New Urban Agenda in particular. See <https://www.global-taskforce.org/>

regional governments can support the achievement of the SDGs through action from the bottom up and how the SDGs can provide a framework for local development policy” (Global Taskforce of Local and Regional Governments, 2016, p. 6).

National, subnational, and local governments started to implement the New Urban Agenda as an accelerator for achieving the SDGs, further contributing to the international recognition of the pivotal role of local and regional governments in sustainable development. The United Nations System, multilateral organisations, academia, and civil society stakeholders were also enhancing their partnerships and engagement in accelerating global sustainability at the local level.

In 2020, António Guterres, the United Nations Secretary-General since 2017, called on all sectors of society to mobilise for a [Decade of Action](#) on a global, local and people level, “maximising the potential of cities and local authorities” in making progress (United Nations, 2019).

As part of the increasing efforts to accelerate the “localisation” of the SDGs, the [Local2030 Coalition](#), a United Nations-led platform and network, was launched, designed to support and expedite local-level delivery of the 2030 Agenda for Sustainable Development by co-creating and harnessing actions to achieve local-level progress on the SDGs.

In 2020, a seminal report of the Organisation for Economic Cooperation and Development (OECD) stated that 65 per cent of the 169 targets underlying the 17 SDGs would not be reached without proper engagement and coordination with local and regional governments (OECD, 2020).

Localisation of the SDGs as a Pathway for the Global Post-Covid-19 Recovery

“In a world in crisis, rescuing the Sustainable Development Goals is more important than ever. The 2030 Agenda remains our clearest pathway forward. We must rise higher and stay true to our promise of a world of peace, dignity and prosperity on a healthy planet.” Remarks of the United Nations Secretary-General, António Guterres, to the ECOSOC (United Nations, 2022)

The Covid-19 pandemic that started in early 2020 has led to health, social and economic crises, significantly affecting the progress and achievement of the SDGs. According to the Sustainable Development Report 2022, the world stopped progressing on the SDGs between 2019 and 2021. This setback is especially alarming because, before the pandemic, the world was progressing on the SDGs at a rate of 0.5 points per year from 2015 to 2019, which was already too slow to meet the 2030 deadline.

The report also highlights that poorer countries made more significant gains than richer countries during that period. Restoring and accelerating the SDGs progress in all countries, including the poorest and most vulnerable, should be a major priority of recovery plans and reforms to the international development finance systems in the next few years (Sachs, Lafortune, Kroll, Fuller, & Woelm, 2022, p. vii).

The [2022 High-Level Political Forum](#) (HLPF) called for achieving the SDGs by rebuilding differently and better. Member States were urged to break the vicious circle and pursue a more inclusive and sustainable recovery strategy for the pandemic, introducing transformative reforms while fully implementing the 2030 Agenda for Sustainable Development as the overarching framework for recovery and building back better (United Nations, 2022).

According to an OECD survey, cities and territories are leading the effort in using the SDGs as a policymaking tool. About 40 per cent of local and regional governments were already using the SDGs before the pandemic and started using them to shape their recovery strategies. In comparison, 44 per cent had not used the SDGs before but are planning to do so now (OECD, 2022, p. 8).

The role of cities and local governments is as relevant as ever on the multilateral scale and at the implementation level, as cities across the globe were tested to the extreme as the frontline public administrations handling the pandemic's complex dimensions. The Covid-19 pandemic highlighted the importance of well-planned and managed cities in their ability to function, especially during times of crisis.

Local and regional governments have advocated for years that addressing all the global agendas as one is essential for localisation to take place and for harnessing the New Urban Agenda's acceleration potential to achieve the SDGs, which is the only way the climate and resilience agenda will take place (Global Taskforce of Local and Regional Governments, n.d.).

In September 2021, United Nations Secretary-General António Guterres proposed a post-Covid-19 ["Common Agenda"](#), stressing the need for more systematic engagement with sub-national authorities. He urged local and regional governments to use the recovery from the pandemic to accelerate investment and implementation in sustainability through clean, green infrastructure and transport systems, among others. He also reinforced multilateral spaces for local voices by creating a "new Advisory Group on Local and Regional Government" (United Nations, 2021, p. 75).

In June 2021, the [official communiqué](#) from Urban 20 (U20)⁴ called on the Group

4 Urban 20 (U20) is a city diplomacy initiative that brings together cities from G20 member states to discuss global economic, climate, and development issues. The cities work together to form a

of Twenty (G20)⁵ to empower cities to ensure a green and just recovery (Urban 20, 2021). A few months later, in October 2021, the [G20 Rome Leaders' Declaration](#) acknowledged the significance of SDGs localisation in the recovery response and the acceleration of sustainable development, reaffirming their commitment to the SDGs and stating, "We reaffirm our commitment to a global response to accelerate progress on the implementation of the SDGs and to support a sustainable, inclusive and resilient recovery across the world" (G20, 2021, p. 4).

The [High-Level Meeting on the Implementation of the New Urban Agenda](#) held in New York in April 2022, and the second "Quadrennial report of the Secretary-General on progress in the implementation of the New Urban Agenda" published in March 2022, further underscored the potential of cities in anchoring "the pandemic recovery in social justice, delivering on the Decade of Action, and ensuring effective climate action" (United Nations, 2022).

The post-Covid-19 scenario is strengthening the localisation of the SDGs as one of the main action agendas for recovery, the transition to net-zero emissions, and achieving global sustainable development.

common position and issue recommendations to the G20 presidency and Heads of State, enhancing the role of cities as global economic and political leaders. The U20 initiative is permanently convened by C40 Cities and United Cities and Local Governments (UCLG) and led by a chair city that rotates annually. Madrid is an active member of Urban 20.

5 The G20 is an intergovernmental forum that includes the world's 19 largest economies and the European Union. The member countries are Argentina, Australia, Brazil, Canada, China, France, Germany, India, Indonesia, Italy, Japan, Mexico, the Republic of Korea, Russia, Saudi Arabia, South Africa, Turkey, the United Kingdom, and the United States. Additionally, each year, the G20's invites Spain, the Chair of the Association of Southeast Asian Nations (ASEAN), the Chair of the African Union, and a representative of the New Partnership for Africa's Development (NEPAD) as guests.

The European SDGs Review Framework and the European Urban Agenda

Since the approval of the 2030 Agenda, the European Union has been fully committed to playing an active role in mainstreaming the SDGs into EU policies and programmes and supporting EU member states in implementing the SDGs at the national and sub-national levels.

In 2016, the European Commission adopted the “Communication on Next steps for a sustainable European future. European action for sustainability” (COM/2016/0739), which presented the strategic approach towards the implementation of the United Nations 2030 Agenda and the SDGs (European Commission, 2016). In January 2019, a reflection paper, “[Towards a sustainable Europe by 2030](#)” (COM/2019/22) was published. At the end of the same year, a [European Green Deal](#) was set out as “an integral part” of the “Commission’s strategy to implement the United Nation’s 2030 Agenda and the sustainable development goals” (COM/2019/640) (European Commission, 2020).

In November 2020, a Commission Staff Working Document ‘Delivering on the UN’s Sustainable Development Goals’ was also published to explain “how the European Commission is taking forward its commitment to sustainable development, the 2030 Agenda and the SDGs through its internal and external action policies, while also monitoring progress at Member State and European Union levels” (European Commission, 2020, p. 2).

In all these documents, the European Commission stresses the need to ensure policy coherence for sustainable development, “taking into account the impact of all policies on sustainable development at all levels” and applying a holistic and cross-sector policy approach, “which needs to be pursued in partnership with all stakeholders and on all levels”. “Policy

coherence for sustainable development includes promoting a whole-of-government approach and ensuring political oversight and coordination efforts across government and at all levels, from global to local, for SDG implementation, taking into account the interlinkages between the SDGs” (European Commission, 2020, p. 11).

The Covid-19 pandemic reinforced the EU’s commitment to the global agendas and the long-term transformation committed to achieving the SDGs, the New Urban Agenda, and the Paris Agreement. In December 2020, the European Council adopted a long-term EU budget for the period 2021-2027. This budget, together with the NextGenerationEU recovery instrument, is an unprecedented response to repairing the economic and social damage caused by the Covid-19 pandemic and aiding the transition towards a more sustainable Europe.

The [Next Generation EU](#), the temporary instrument designed to boost the European Union’s recovery with an investment of €806.9 billion⁶, is closely aligned with the SDGs, ranging from support to research and innovation, fair climate and digital transitions, to preparedness, recovery and resilience.

In terms of implementing the New Urban Agenda, the EU member states are among the leading advocates of the role of cities in achieving the SDGs. The EU officially approved the Urban Agenda for the European Union (UAEU) in May 2016 during the Dutch EU Presidency. The EU ministers responsible for urban matters adopted a political agreement setting out the principles and approach for implementing the UAEU, the [Pact of Amsterdam](#). The main goal of the Pact is to “contribute to the implementation of the 2030 Agenda for Sustainable Development and the global New Urban Agenda” with a multilevel, integrated, multi-stakeholder and place-based approach (European Commission, 2016, p.6).

⁶ This figure is in current prices. It amounts to €750 billion in 2018 prices.

Figure 1. European Commission’s holistic approach to sustainability and the SDGs



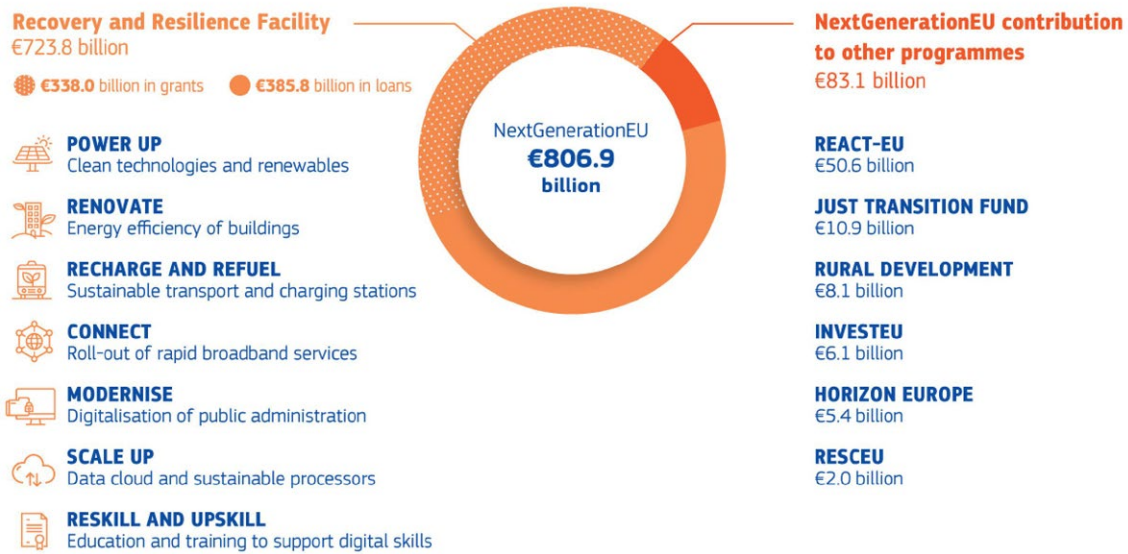
Note: From European Commission. https://commission.europa.eu/strategy-and-policy/international-strategies/sustainable-development-goals/eu-holistic-approach-sustainable-development_en

Figure 2. European Commission’s approach to implementing the SDGs



Note. From European Commission https://commission.europa.eu/strategy-and-policy/international-strategies/sustainable-development-goals/eu-holistic-approach-sustainable-development_en

Figure 3. NextGenerationEU funds' priorities



Note: From European Commission

https://commission.europa.eu/strategy-and-policy/eu-budget/long-term-eu-budget/2021-2027/whats-new_en

In November 2021, the Pact of Amsterdam was reconfirmed with the [Ljubljana Agreement](#), also adopted by the EU ministers responsible for Urban Matters, aiming to provide concrete steps to renew the Urban Agenda with a Multiannual Working Programme.

The Directorate-General for Regional and Urban Policy of the European Commission published a review of the UAEU's implementation of the New Urban Agenda at the end of 2021 (European Commission, 2021). The document reminds that the UAEU represents the EU's first of three voluntary commitments to implement the New Urban Agenda (European Commission, 2021, p. 7).

During the High-Level Meeting on the Implementation of the New Urban Agenda in April 2022, the Head of the European Union Delegation, Ambassador Olof Skoog, reported that the European Union and its Member States had completed not only the first commitment taken at the Habitat III Conference developing and implementing the UAEU, but also the other two voluntary commitments on the creation of a global people-based

definition of cities and the support to city-to-city cooperation⁷. The European Union's investment in cities over the last seven years (from 2017 to 2022) is calculated at €115 billion (Delegation of the European Union to the United Nations in New York, 2022).

Most initiatives supporting the UAEU have been implemented through the [Urban Innovative Actions](#) programme and the [European Regional Development Fund](#) (ERDF). This financial instrument supports regional development across the EU. The [European Investment Bank](#) also provides funding for urban development projects, including transport, energy, and social infrastructure plans.

⁷ The three European Union commitments in the Habitat III Conference in 2016 were: i) fostering multi-level governance and improving the urban dimension of EU policies; 2) promoting the use of the Degree of Urbanization as a new global method for aggregating subnational urban data; and, 3) extending the International Urban and Regional Cooperation Programme (UIRC) to work on sustainable solutions to common urban challenges, for the green and digital transitions and for recovery

Within the framework of the same High-Level meeting, the European Union and its Member States pledged three new commitments to scale up its engagement in, and support to integrated sustainable urban development in EU partner countries, including access to finance; to support 100 European cities to act as hubs for experimentation and innovation for green, digital and inclusive transformations; and, to introduce the New European Bauhaus aiming at designing sustainable spaces for all and improving citizens' lives through an innovative and human-centred approach (European Commission, 2022).

The EU also has several other initiatives related to sustainable urban development and the localisation of global agendas. For example, the [Covenant of Mayors for Climate and Energy](#) is a voluntary commitment by local authorities to reduce greenhouse gas emissions and increase the use of renewable energy.

Experts are calling on the European Union to continue playing a “leadership role in implementing the goals internally and internationally in the run-up to the SDG Summit in September 2023 and beyond. Coordinated efforts to effectively implement EU recovery plans and the ambitious policy and financial instruments adopted in 2020 and 2021, including the Recovery and Resilience Facility, can provide strong support for the UN Decade of Action for the SDGs” (Lafortune, et al., 2021, p. V).

Implementing and Localising the SDGs in Spain

As a member of the European Union, Spain fully supported adopting the 2030 Agenda for Sustainable Development, the Paris Agreement, and the New Urban Agenda. Since 2015 and 2016, the Spanish Government and the Spanish subnational and local governments have demonstrated a multilevel and multi-stakeholder commitment to implementing the global sustainability agendas.

In June 2018, the Council of Ministers approved the [Action Plan for the Implementation of the 2030 Agenda](#) to cover a transition period and immediately promoted new policies and measures while finalising a long-term sustainable development strategy for Spain.

The approval of the 2030 [Sustainable Development Strategy](#) in June 2021 is “the maximum expression of Spain’s political and social commitment to defining its contribution to sustainable development as a country” (Ministerio de Derechos Sociales y Agenda 2030, 2021, p. 22), developed in collaboration with regional administrations, local authorities, civil society, the private sector, academia and the citizenry.

The Spanish government’s local and territorial approach to implementing the 2030 Agenda and achieving the SDGs has been a critical priority. The first [Spain Voluntary National Review](#) dedicated a specific chapter to localising the SDGs in Spain. The report highlights the role of the Spanish Federation of Municipalities and Provinces (FEMP), which had already established the localisation of the 2030 Agenda as a priority line of action. Several of Spain’s Autonomous Communities and municipal and provincial authorities were showcased for their policies, strategies, and plans to implement the SDGs.

To ensure coordination among fifteen ministries in the design, drafting, and implementation of plans and strategies for Spain’s compliance with the 2030 Agenda, a Government Delegate Commission was established. A Sectoral Conference for the 2030 Agenda was also created as a cooperative body between the General State Administration and other levels of administration, including local governments, through the Spanish Federation of Municipalities and Provinces (FEMP). A third entity, the Sustainable Development Council, gathers representatives of academia, the private sector, trade unions, ecological, social, and human rights organisations, and international cooperation.

In the Progress Report 2022 of the 2030 Sustainable Development Strategy, the “territorialisation of the measures for the advancement of the 2030 Agenda” requires a “prominent place for local entities in the planning and implementation of the SDGs in Spain” (Ministry for Social Rights and the 2030 Agenda, 2022, p. 28).

To support the efforts of Spanish local governments, the FEMP created the [SDGs Agenda 2030 Commission](#)⁸, composed of 25 local elected officials, to work on the localisation of the SDGs. FEMP also published guidelines for SDGs localisation (Federación Española de Municipios y Provincias, 2020) and created a network of local entities for the 2030 Agenda ([Red de Entidades Locales para la Agenda 2030](#)), which currently includes more than 530 associated local entities representing well over 29 million inhabitants⁹.

With the impact of the Covid-19 pandemic, the alignment of plans and strategies has become even more relevant. Spain prepared a [Recovery, Transformation and Resilience Plan](#), expanding on “the UN 2030 Agenda and the Sustainable Development Goals” and emphasising “employment and quality education, the transformation of production and consumption models, the fight gains climate change in the light of the ecological transition and decarbonisation, the digital revolution and innovation, as well as health and social well-being, to achieve inclusive, fair and sustainable growth in the long term” (Government of Spain, 2020, p. 26).

Regarding implementation, Spain is ranked sixteenth on the 2022 SDG Index, scoring 79.9 (Sachs, Lafortune, Kroll, Fuller, & Woelm, 2022, p. 14), while Finland leads the Index with a score of 86.5. Spain is also among the fifteen countries in the world with high SDG commitment in policy efforts (Sachs, Lafortune, Kroll, Fuller, & Woelm, 2022, p. 48). This fact is especially relevant when analysing which

countries have aligned their national Covid-19 recovery plans with the SDGs.

In November 2020, the Spanish Network for Sustainable Development (Red Española para el Desarrollo Sostenible - REDS), the Spanish branch of SDSN, conducted a study on the progress of the SDGs implementation in 100 Spanish cities. The study showed a positive trend, with 82 per cent of the SDGs in the transition towards sustainability in the analysed cities already reaching halfway (REDS - Red Española para el Desarrollo Sostenible, 2020, p. 4).

Spain is also a leading country in implementing the New Urban Agenda, with over 120 cities and towns implementing Local Action Plans within the framework of the Spanish Urban Agenda¹⁰, which was approved in 2019. The Plan of Action of the 2030 Agenda of the Government of Spain recognised the New Urban Agenda as one of its most relevant policy drivers in accelerating the achievement of the SDGs in 2018.

The [Spanish Urban Agenda](#)¹¹ is a voluntary and flexible strategic framework and a working method aimed at all actors whose public or private activities impact the sustainable urban development of towns and cities. Additionally, several regional territories of Spain, such as Andalucía, Basque Country, Catalonia, and Extremadura, have also prepared their urban agendas.

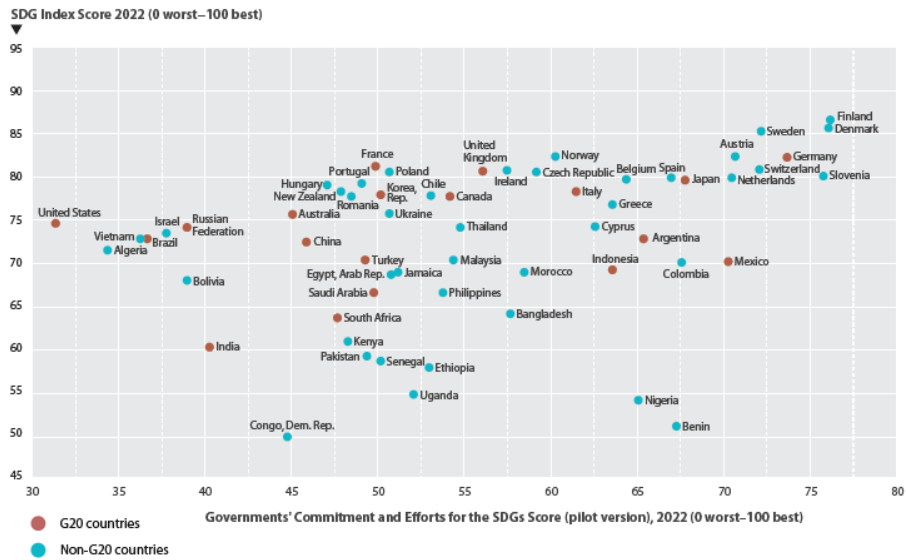
8 http://www.femp.es/sites/default/files/ods_agenda_2030.pdf

9 <https://redagenda2030.es/>

10 https://cdn.mitma.gob.es/portal-web-drupal/AUE/doc/AUE_EN_140220.pdf

11 More information at <https://www.aue.gob.es/>

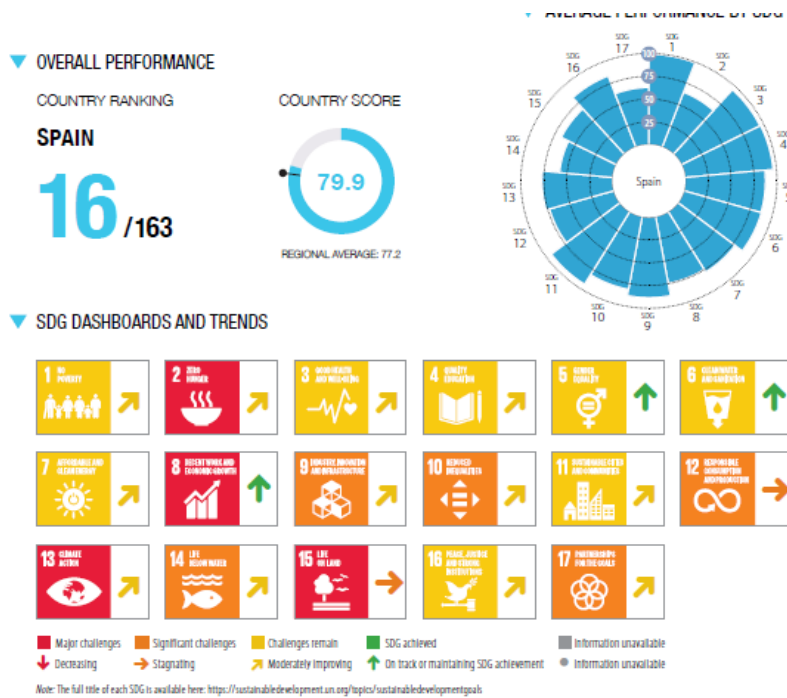
Figure 4. Governments' commitments and efforts for the SDGs Score (pilot version) versus SDG Index Score



Note: G20 countries in red. The score for Ukraine reflects the situation as of January 2022.
Source: Authors' analysis. Details on the methodology and the indicators used are available on www.sdgindex.org

Note. From Sachs, J., et al. (2022). *From Crisis to Sustainable Development: the SDGs as Roadmap to 2030 and Beyond. Sustainable Development Report 2022*, p. 49.

Figure 5. Spain Overall SDGs Performance



Note. From Sachs, J., et al. (2022). *From Crisis to Sustainable Development: the SDGs as Roadmap to 2030 and Beyond. Sustainable Development Report 2022*, p. 402.

CHAPTER 2

Localising the Sustainable Development Goals and the New Urban Agenda in Madrid

Madrid, a City Committed to the Global Agendas

Since the adoption of the global agendas towards a sustainable future in 2015 and 2016, the Madrid City Council has been working to ensure that its city development strategy is fully aligned with the 2030 framework and its long-term vision, as well as coherent with the European and the Spanish plans and initiatives.

Madrid is a role model for all agendas' integrated and territorial approach. The alignment of political decisions, legal frameworks, policies, practices, public budgets, and recovery funds, and the engagement of different levels of government and stakeholders in the SDGs localisation process, makes Madrid a leader.

As early as May 2016, the Madrid City Council established a multi-stakeholder platform, the Madrid Solidaria Forum, to facilitate an open dialogue and the participation of all social actors in the city's policies, including the localisation process of the SDGs in Madrid. In mid-2018, a first draft of the 2030 Agenda localisation strategy was prepared, and a consultative period was opened among the members of the Madrid Solidaria Forum.

After the local elections in May 2019, the new government arrived and prioritised the city's commitment to the 2030 Agenda. On 25 September 2019, the Plenary of the Madrid City Council unanimously agreed to "prepare and approve, by the Governing Board, an updated strategy for the localisation, implementation and monitoring of the Sustainable Development Goals of the 2030 Agenda in the municipality of Madrid, considering the previous draft strategy and other relevant documents already developed" (Madrid City Council, 2019, p. 21).

The Plenary also adopted two other proposals were adopted. The first was to establish mechanisms to consider the contributions of different political parties and other city agents and actors, such as those represented in the Madrid Solidaria Forum. The second proposal was to develop the necessary actions for disseminating and communicating the content and scope of the 2030 Agenda among the citizens of Madrid.

The Covid-19 pandemic outbreak at the beginning of 2020 immersed all cities and countries in a public health emergency. While the bulk of the city's human and economic resources were put to the service of keeping the well-being of the citizens, several working groups composed of representatives from all the political parties in the municipality of Madrid began to prepare for the post-pandemic recovery scenario. In July 2020, the *Acuerdos de la Villa*, a document with 352 measures to reactivate the city after the Covid-19 pandemic, was unanimously approved, considering targets and goals aligned with the 2030 Agenda (Madrid City Council, 2020).

The Government Operational Programme for 2019-2023 (GOP) for Madrid was approved by its Governing Board on 25 March 2021, with the *Acuerdos de la Villa* (Villa Agreements) and the 2030 Agenda as the critical implementation frameworks. The GOP aims to transform the city into "the best city to live and work" through five strategic axes and 28 strategic goals. These objectives are implemented through 140 projects and 1,786 actions organised in 15 transversal plans, all fully aligned with the 2030 Agenda and the achievement of the SDGs.

Figure 6. Alignment of Madrid's planning and strategies with the global, European and Spanish agendas

ALIGNMENT ON PLANNING AND STRATEGIES

2030 AGENDA

- E** European Union 2030 Agenda (efforts starting from 2017 and reaffirmed in 2021 to accelerate implementation after the COVID-19 crisis.
- S** Action Plan for the Implementation of the 2030 Agenda in Spain.
- M** Localization Strategy for the Sustainable Development Goals of the 2030 Agenda in the City of Madrid

NEW URBAN AGENDA

- E** European Urban Agenda.
- S** Spanish Urban Agenda.
- M** Urban Agenda Madrid 2030.

PARIS CLIMATE AGREEMENT

- E** European Green Deal.
- S** Spanish National Climate Change Adaptation Plan.
- M** Madrid Roadmap to Climate Neutrality by 2050.
- M** Madrid 360.

Note. Own elaboration.

An Ambitious Localisation Strategy for Achieving the SDGs

In line with the Plenary's mandate, the Delegate Area for Internationalization and Cooperation, within the Deputy Mayor's Office Government Area, initiated the process of developing an updated strategy for localising the SDGs in coordination with other areas and departments within the municipality, as well as with contributions of the political parties with municipal representation.

In March 2021, the City of Madrid approved its [Localisation Strategy for the 2030 Agenda Sustainable Development Goals](#). The Strategy defines six leveraging policies structured into 24 lines of action and 104 local targets to be monitored with a system of 160 indicators, enabling the compliance assessment with the goals over the years (Madrid City Council, 2021).

The six leveraging policies of the Madrid SDGs localisation strategy align with the five strategic indexes of the GOP 2019-2023. As mentioned in the Localisation

Strategy, "the strong interrelationship between the strategic axes of the GOP and the leveraging policies, together with the linking of actions with their contributions to the SDGs, gives these strategic documents a strong coherence and efficiency in their implementation (...) The Strategy focuses on the multidimensional nature of sustainable development, highlighting the interrelations between different policies and lines of action that complement each other's strengths (Madrid City Council, 2021, p. 9).

Apart from defining its goals and lines of action, the Madrid Localisation Strategy establishes specific local targets¹² for the city and a monitoring system based on the annual reports.

The most relevant local targets of the Localisation Strategy include reducing the number of people at risk of poverty or social exclusion by half or the proportion of people living in energy poverty by 2030 (SDG1); improving the coverage of public education for children aged 0-3

¹² See https://internacional.madrid.es/FWPProjects/intercontenidos/Agenda2030/FICHAS_INDICADORES ESTRATEGIA_ODS.pdf

years (SDG4); increasing the proportion of women elected to the office of councillor and leadership positions (SDG5); ensuring 100 per cent of the public bus fleet is “green” or “clean” (SDG7); reducing the structural unemployment rate to 5 per cent and the youth unemployment rate to 15 per cent (SDG8), or reducing greenhouse gas emissions by 65 per cent (SDG13).

From the perspective of the Madrid City Council, the localisation process of the 2030 Agenda and the SDGs “should foster multilevel institutional coherence, and promote multi-stakeholder and interdisciplinary public-private collaboration for effective implementation with a bottom-up approach” and “provide solutions, innovation, technologies and financial resources for the achievement of the SDGs in the territory” (Madrid City Council, 2021, p. 7).

Figure 7. Summary of the alignment of Madrid Operational Programme 2019-2023 and the Madrid Localisation Strategy

STRATEGIC AXIS GOP 2019-2023	LEVERAGING POLICY LOCALISATION STRATEGY	NUMBER OF ACTIONS* GOP 2019-2023	SDG AGENDA 2030
Madrid, transparent and easy	Efficient and transparent institutions	28	8, 12, 16
Madrid, a sustainable city	Climate neutrality, mobility and air quality	72	7, 11, 13
	Green city, responsible consumption and circular economy	51	2, 6, 11, 12, 15
Madrid, city of social progress	Social protection and equality	96	1, 2, 4, 5, 10, 11, 17
Madrid, an open, culture and sporty city	City of enjoy	51	2, 3, 11, 16
Madrid, city of opportunities	Innovation and inclusive and sustainable economy	20	8, 9

*February 2020, but by March 2021 the GOP had 780 actions aligned with the SDGs out of the 1,786 included.

Note. From Madrid City Council (2021) Localisation Strategy for the Sustainable Development Goals of the 2030 Agenda in the City of Madrid, p. 59.

The Madrid’s Post-Covid-19 Recovery Plan

In June 2021, a few months after approving the GOP 2019-2023 and the Localisation Strategy for the SDGs, the City Council of Madrid prepared a [Recovery, Transformation and Resilience Plan for the City of Madrid](#). The main objective of the Recovery Plan was to prioritise projects and mobilise funds through the Next Generation EU recovery facility for their implementation, to further “enhance the transformation strategy for

the City of Madrid” and to align with “the European and national reference framework that pursues a more sustainable, more digital and more inclusive city for citizens” (Madrid City Council, 2021, p. 3).

The Recovery, Transformation and Resilience Plan is structured into ten lines of action and 105 investments, responding to 26 transformation challenges, divided into the six pillars of the European Union Recovery and Resilience Mechanism and the lever policies of the Recovery, Transformation and Resilience Plan of Spain. The 105 projects align with the 17 SDGs

and the Madrid Localisation Strategy and have a direct investment of €3,900 million.

As of January 2023, the Madrid City Council and its municipal companies have submitted 33 applications for the NextGenerationEU funds, mobilising €333 million for 96 accepted projects (Madrid City Council, 2023).

The investments that Madrid will undertake with the European funds include actions aimed at reducing greenhouse gas emissions in the mobility sector, promoting sustainability in tourism, boosting commercial activity, promoting electric mobility, introducing new plans for social inclusion, digitalising administrative procedures, revitalising the city’s riverbeds, and enhancing emergency and waste management.

Figure 8. Summary of the pillars of the EU Recovery and Resilience Plan, lines of actions and main projects of the Recovery, Transformation and Resilience Plan for the City of Madrid

EU Recovery and Resilience six pillars	Madrid Recovery Lines of Action	Twelve Large-scale projects
(1) Ecological Transition (2) Digital Transformation (3) Smart, Sustainable and Inclusive Growth (4) Social and Territorial Cohesion (5) Health, Economic, Social and Institutional Resilience (6) Next Generation Policies	(1) City Renaturation (2) Waste Management and Circular Economy (3) Efficient and Renewable Energy (4) Digital, Smart and Transformative Madrid (5) Sustainable Mobility and Air Quality (6) Innovative Employment and Entrepreneurship (7) Social Cohesion and Territorial Balance (8) Urban Regeneration (9) Resilient Municipal Infrastructures and Services (10) Resilient and Empowered Children, Adolescents and Youth	(1) Madrid Metropolitan Forest (2) Circular Madrid (3) Madrid Rehabilitates Energy (4) Renewable and Efficient Madrid (5) 5G Smart Madrid (6) Clean Public Transport in Madrid (7) Electric Mobility in Madrid (8) Madrid Audio-visual and Video Game Industry (9) Madrid Fashion Capital (10) Madrid Social Rental

Note. Own elaboration.

Prioritising the New Urban Agenda and the Global Climate Action

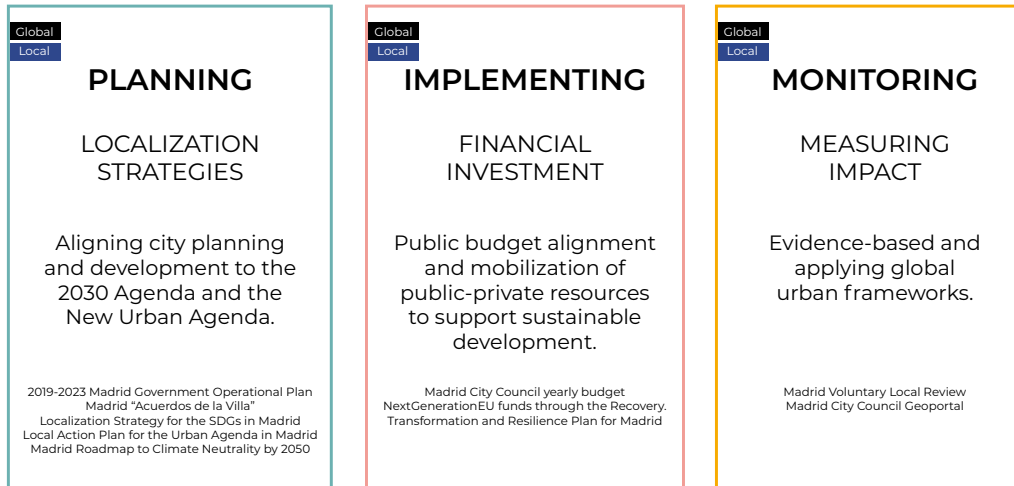
The localisation of the SDGs in Madrid has been particularly relevant in two dimensions: territorial and climate action.

In June 2021, a pre-assessment of the state of the Urban Agenda in Madrid began, culminating in a diagnosis that identified existing plans and strategies to comply with the New Urban Agenda,

the Urban Agenda of the European Union and the Spanish Urban Agenda, and the city SDGs localisation and recovery strategies. The diagnosis identified key challenges such as improving territorial planning instruments, incorporating a metropolitan vision into strategic planning, including a balanced and integrated territorial development and a polycentric approach, as well as promoting social cohesion and habitability through green and blue infrastructures, environmental quality plans regenerating degraded areas (Madrid City Council, 2021, p. 47).

Figure 9. Madrid's commitment to the global sustainable development agenda

FROM GLOBAL TO LOCAL COMMITMENT TO SUSTAINABLE DEVELOPMENT



Note. Own elaboration.

Nearly a year later, in September 2022, the Governing Board approved the [Local Action Plan for the Urban Agenda of the city of Madrid](#) as a guiding document for implementing the Urban Agenda in Madrid's concrete reality (Madrid City Council, 2022). The Action Plan is based on the ten thematic areas of the Spanish Urban Agenda. The ten thematic areas are land, landscape and biodiversity; city model; climate change; sustainable management of resources and circular economy; mobility and transportation; social cohesion and equality of opportunities; urban economy; housing; digital age; and governance. It defines 37 lines of action to be deployed by 107 initiatives and 15 transversal projects, along with their respective strategic objectives and implementation actions. The Plan also proposes a list of indicators and a monitoring mechanism.

In terms of climate action, Madrid published the [Environmental Sustainability Strategy Madrid 360](#) in September 2019 to "transform Madrid into a more environmentally sustainable city" with a global (360 degrees) and long-term vision" (Madrid City Council, 2019).

The Madrid 360 strategy is "a comprehensive plan based on three main pillars: urban environment, sustainable mobility, and open administration (...) the platform acknowledged strategic alignment with eight SDGs, and it planned to monitor progress and implementation via a diverse set of metrics and indicators" (Ciambra, 2022, p. 6).

In 2021, as part of the broader Madrid 360 and aligned with the Paris Agreement and the European Green Deal, the Madrid City Council published [Madrid's Roadmap to Climate Neutrality by 2050](#), with the primary objective of reducing emissions in the city by 65 per cent by 2030 and achieving climate neutrality by 2050. The Roadmap was officially presented at the C40 European Mayoral Convention in March 2021, and it "identifies and develops those actions especially relevant to Madrid 360 in terms of reducing greenhouse gas emissions to stop, revert and mitigate the effects of climate change" (Madrid City Council, 2021, p. 3).

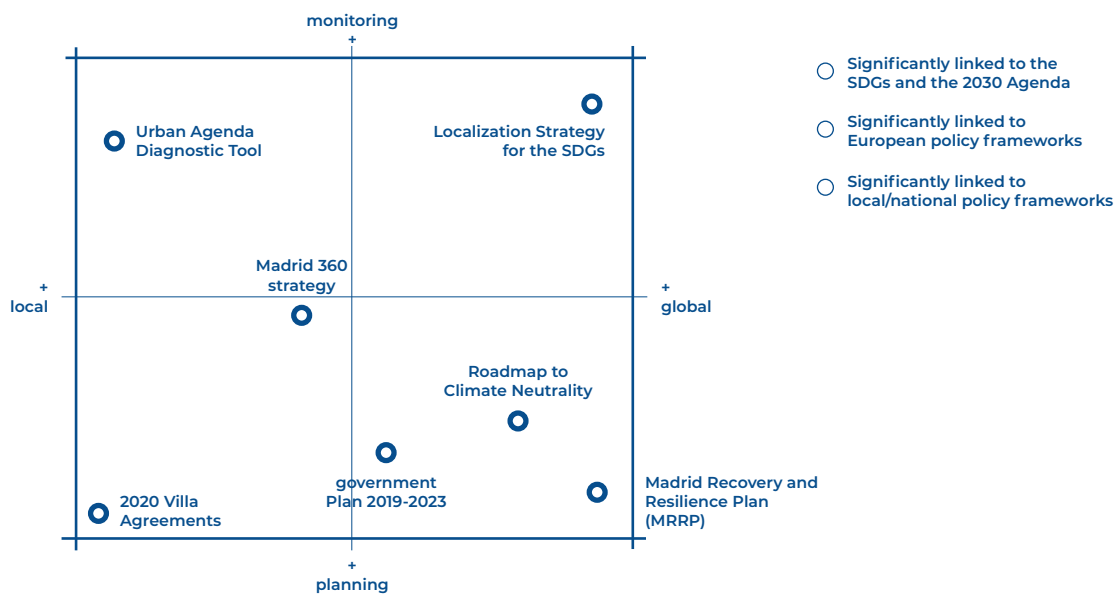
Although the Roadmap was initially published without explicitly referencing the 2030 Agenda and the SDGs, an updated April 2022 version includes the strategic

and instrumental role of the proposed decarbonisation actions in the city's SDGs achievements and the linkage to the Madrid SDGs localisation strategy.

As concluded by Ciambra (2022), the long-term planning for the sustainable transformation of Madrid and its alignment with national, European, and global agendas is an interesting example of

policy integration and development. Ciambra attempts to locate the main strategies and plans published by the Madrid City Council according to each document's proximity to local, European or global agendas. Their reliance on planning versus monitoring is reflected in Figure 10.

Figure 10. The pattern of Madrid's sustainability-oriented key policy actions and platforms



Note. From Ciambra, A. (2022) Monitoring localised decarbonisation goals: lessons learnt from Madrid's Roadmap to 2050, p. 7.

CHAPTER 3

Voluntary Local Reviews: More than Just a Monitoring Tool

“The VLRs are more than a monitoring tool, they are also seen as instruments of political relevance, with the potential to stimulate civic mobilisation and participatory planning, while also fostering partnerships and investment towards the achievement of the global goals.” (UCLG and UN-Habitat, 2022, p.2)

The urgency of the issues addressed by the global development agendas has required Member States and stakeholders to swiftly implement them in a multilevel and integrated approach while also placing importance on timely follow-ups and progress reviews.

The 2030 Agenda established a monitoring and review process that requires national governments to report annually on progress towards the Sustainable Development Goals (SDGs) through Voluntary National Reviews (VNRs) at the High-Level Political Forum (HLPF) on sustainable development. Additionally, the 2030 Agenda committed to engaging “in conducting regular and inclusive reviews of progress at the subnational, national, regional and global levels” and encouraged “Member States to conduct regular and inclusive reviews of progress at the national and sub-national levels”.¹³

While the 2030 Agenda did not explicitly guide SDGs localisation monitoring, local and regional government associations and networks advocated for it. As early as 2016, the Valencian Community and North Rhine-Westphalia presented documents regarded as the earliest local reviews (UN-Habitat and UCLG, 2021, p. 11). In 2018, New York City presented the first Voluntary Local Review on the implementation of the SDGs during the High-Level Political Forum (NYC Mayor’s Office for International Affairs, 2018), along with the Japanese municipalities of Kitakyushu, Shimokawa, and Toyama. In 2019, Helsinki became Europe’s first city to report on SDGs progress (City of Helsinki, 2019).

13 Paragraphs 77 and 79 of the 2030 Agenda. In paragraph 89, there is a call on major groups and other stakeholders, among them local authorities, to report on their contribution to implementing the Agenda.

In September 2019, New York City launched the [Voluntary Local Review Declaration](#) during the United Nations General Assembly to mobilise local and regional governments worldwide to commit to reporting their local progress toward the SDGs (NYC Mayor’s Office for International Affairs, 2019). UN-Habitat endorsed the Declaration, and UCLG supported the creation of a VLR Community of Practices. Since then, over 330 local and regional governments have joined the movement.

In the [2021 High-Level Political Forum Declaration](#), Member States noted that “voluntary local reviews [are] a useful tool to show progress and foster exchange in local implementation of the 2030 Agenda and the Sustainable Development Goals” (United Nations, 2021, paragraph 38). One year later, in July 2022, the HLPF Ministerial Declaration welcomed “voluntary subnational and local reviews as an essential tool to show progress and foster exchange on local implementation of the 2030 Agenda and the Sustainable Development Goals” (United Nations, 2022, paragraph 27).

As of 2022, 188 countries have submitted their Voluntary National Reviews to the HLPF at least once, with one more committed to submitting it for the first time in 2023, bringing the total number of VNRs to 189. At the local level, around 150 Voluntary Local Reviews, representing 350 million people, have been conducted (UCLG, 2022).

Spain and Germany have significantly risen to a prominent role in the VLRs reporting landscape. According to the data collected by JRC and updated in April 2022, “the country with the most LRGs to have officially published a VLR is Spain” (Siragusa, Stamos, Bertozzi, & Proietti, 2022, p. 24). “Cities in both countries have formed large VLR clusters and account for about 16 per cent of all VLRs published to date” (UN-Habitat and UCLG, 2021, p. 28).

The VLRs movement is growing as local governments consider them an integrated tool for a coherent, multilevel long-term process towards sustainable development. It offers a unique opportunity to identify place-based priorities (especially within the framework of the implementation of the New Urban Agenda); to align investments and resources across national, regional, and local levels of government; and to engage and cooperate with the private sector, civil society, and other actors.

The importance of Voluntary Local Reviews (VLRs) extends beyond their role in promoting the localisation of the SDGs and progress towards their achievement. They are also valuable as a means for building and strengthening partnerships and monitoring progress through a coherent and evidence-based framework. Although VLRs “were considered

reporting tools in their first years of publication”, they have since evolved into a process: “over time, local and regional governments (LRGs) started to consider VLRs more as a process (...) from considering the VLR as an output and evolving to a process that is expected to produce outcomes” (Siragusa, Stamos, Bertozzi, & Proietti, 2022, p. 5).

As the number of VLRs has increased, national governments “have started to see in local reviews a natural ally for their own implementation, monitoring and reporting efforts – including policy alignment with the SDGs as well as their Voluntary National Reviews (VNRs)” (UN-Habitat and UCLG, 2021, p. 7). This process has led to a greater appreciation of the benefits of VLRs as a mechanism for promoting sustainable development at all levels of government, from local to national and global.

Figure 11. Madrid SDGs monitoring efforts

LOCAL SDGs MONITORING EFFORTS

Global movement

The review of SDGs implementation at the local level through the elaboration of Voluntary Local Reviews by cities and regions is growing exponentially.

Complement to the VNRs

The Voluntary Local Reviews complement and contribute to Voluntary National Reviews (VNRs), ensuring a more detailed assessment of progress towards the achievement of the 2030 Agenda.

Accelerators of sustainability

The localization of SDGs and its track and report are powerful accelerators for the achievement of sustainable development through long-term strategies.

Multilevel

Cities are collaborating with diverse international, national and local stakeholders on the reporting of the SDGs, as well as increasing awareness on citizens.

Note. Own elaboration.

A Common Monitoring Framework

“The Global Urban Monitoring Framework harmonises existing urban indexes and tools, and offers a universal framework that will be used to measure the urban SDGs and the NUA.” (UN-Habitat, 2021, p. 4)

The Voluntary Local Reviews, as accelerators for SDGs implementation, have gained support from various institutions to ensure a coherent approach to monitoring SDGs at the local level. In recent years, there has been a significant increase in the number of guidelines, research, working groups, and all types of public-private initiatives to accelerate the implementation of the SDGs.

UCLG and UN-Habitat collaborated to publish the VLR Series to “provide guidance, definitions and technical support to any local and regional government aiming to engage in the VLR process” (UCLG and UN-Habitat, 2020, Foreword). Currently, the VLR Series consists of two volumes: “A Comparative Analysis of Existing VLRs”, published in 2020, and “Towards a New Generation of VLRs: Exploring the local-national link”, published in 2021.

To support VLRs’ efforts, other organisations have also released their own sets of guidelines, such as the [“Global Guiding Elements for Voluntary Local Reviews \(VLRs\) of SDG implementation”](#) by UN-DESA; the [“Asia-Pacific Regional Guidelines on Voluntary Local Reviews”](#) by ESCAP; the [“Guidelines for the Development of Voluntary Local Reviews in the ECE Region”](#) by UNECE; and the [“Africa Voluntary Local Review Guidelines”](#) by UNECA, UN-Habitat, and UCLG.

The Joint Research Centre (JRC) of the European Commission has led an effort to measure the SDGs at the local level, providing tools and reinforcing the monitoring frameworks. The second phase of the URBAN2030 project (URBAN2030-II) aims to foster the achievement of SDGs in European cities and regions. It focuses on providing methodological sup-

port and inspiration for the design and implementation of SDG Voluntary Local Reviews.

In 2020, the JRC published the first edition of the European Handbook for SDG Voluntary Reviews, providing critical examples of official and experimental indicators useful to set up an effective SDG local monitoring system targeted explicitly for European cities (Siragusa, Vizcaino, Proietti, & Lavallo, 2020). The second edition of the Handbook was recently launched in June 2022, building on the first edition and including an updated analysis of the VLRs published globally and in Europe, their evolution over time and space in terms of use, main characteristics, and building blocks (Siragusa, Stamos, Bertozzi, & Proietti, 2022).

UN-Habitat and other partners initiated a collaborative reflection process on indicators and data to enhance the links between national and local monitoring protocols to share data globally by developing the VLRs.

In March 2022, the United Nations Statistical Commission endorsed the [Global Urban Monitoring Framework](#) (GUMF) as part of the Harmonized Global United Nations System-Wide Strategy for monitoring the SDGs, the New Urban Agenda, and other regional, national, and subnational urban programs. The GUMF harmonises existing urban indices and tools and provides a universal framework for tracking the performance of the urban SDGs and the New Urban Agenda. Its primary objectives are to be an efficient, effective, and harmonised monitoring tool that does not impose an undue burden on cities and to make data comparable. It aims to ensure thematic integration and linkages between the various dimensions of development and data disaggregation.

As highlighted by UN-Habitat, the GUMF is particularly relevant for developing countries where “whole groups of people and places are not being counted, and important aspects of people’s lives and city conditions are not properly measured.”

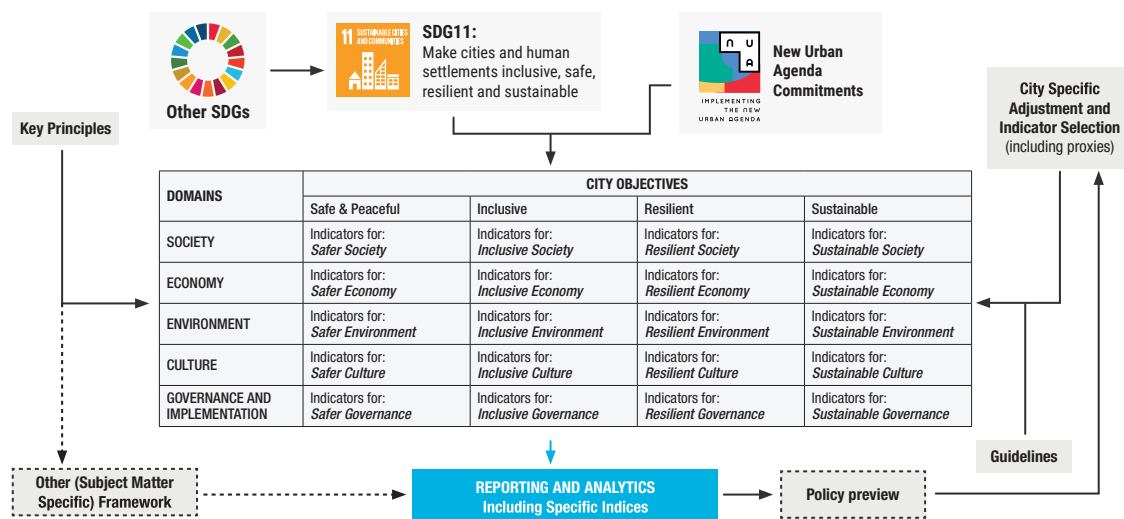
The main principles of the Framework are to draw on existing data sources where possible; to be people and city-centric; to be able to respond to current and future shocks; to adopt elements that make it usable and valuable, and to be internally consistent. It must also be relevant to the functions and responsibilities of city governments.

The GUMF also provides a coherent approach to defining a city, using the Degree of Urbanization as the recommended method for international comparisons (United Nations Statistical Commission, 2020). This approach is based on the EU-OECD work on the degree of urbanisation definition and the functional urban area (Dijkstra, Poelman, & Veneri, 2019). The European Commission led the development of a global people-based definition of cities and settlements, one of the EU commitments for implementing the New Urban Agenda in the Habitat III Conference in Quito, Ecuador, in 2016.

The Degree of Urbanisation categorises the entire territory of a country into cities, towns and semi-dense areas, and rural areas, with two extensions. The first extension identifies cities, towns, suburban or peri-urban areas, villages, dispersed rural areas, and mostly uninhabited areas. In contrast, the second extension adds a commuting zone around each city to create a functional urban area or metropolitan area. These functional urban areas consist of a densely inhabited city and a less densely populated commuting zone whose labour market is highly integrated with the city (Eurostat, 2018).

The United Nations system encourages the new generation of VLRs to use the Global Urban Monitoring Framework (GUMF) and reflect on “issues such as possible differences between the municipal administrative boundaries and the functional urban area, cross-boundary environmental impacts, decentralisation/devolution, or challenges related to data availability or coordination stemming from this” (UNDESA, 2020).

Figure 12. Urban Monitoring Framework Structure



Note. From UN-Habitat (2021) The Global Urban Monitoring Framework, p. 20.

Figure 13. Madrid's multidimensional leadership on localisation

MADRID MULTIDIMENSIONAL LEADERSHIP ON LOCALIZATION

Local ALIGN ITS PUBLIC POLICIES WITH SUSTAINABLE DEVELOPMENT.

Local MOBILIZE A WIDE RANGE OF LOCAL STAKEHOLDERS TO IMPLEMENT PUBLIC POLICIES.

Global LEAD IN ADVANCING ON THE SDGs MONITORING ON THE INTERNATIONAL ARENA.

Global SUPPORT THE FORMATION OF MULTI-STAKEHOLDER INTERNATIONAL PARTNERSHIPS.

Note. Own elaboration.

The Relevance of Madrid in the VLR Movement

As highlighted in the previous chapters, the global momentum for the localisation process of SDGs and the VLR movement has been growing exponentially since 2015, with Madrid playing an active role in advancing this agenda.

First, the city has led joint efforts to enhance the role of cities as implementers and accelerators of sustainable development, especially in the post-Covid-19 recovery framework. The Mayor of Madrid has been a signatory to all the Urban 20 Communiqués since 2018¹⁴, including the last two that urged the empowerment of cities to ensure a green and just recovery (U20 Rome)¹⁵ and foster sustainable economic and social recovery for all (U20 Jakarta)¹⁶.

Secondly, Madrid supported the development of policy-science interfaces and global evidence-based standard monitoring frameworks to improve public

policies. The City Council of Madrid has invested technical and financial resources towards developing the Global Urban Monitoring Framework (GUMF). Approved in March 2022 by the United Nations Statistical Commission as the standard for measuring the impact of the SDGs and the New Urban Agenda implementation, the GUMF harmonises existing urban indices and tools and provides a universal framework for tracking the performance of the urban SDGs and the New Urban Agenda. It aims to ensure thematic integration and linkages between the various dimensions of development, as well as disaggregation of data and inclusion of traditionally excluded groups. It promotes work at different scales and functional urban areas.

The initial steps of the Global Urban Monitoring Framework were taken in Madrid in July 2020, when the City Council of Madrid and UN-Habitat convened an Expert Group Meeting (EGM) to work towards a more effective urban monitoring mechanism and to create a task team to draft it. Madrid's commitment to this initiative has continued. It is now the first European capital to prepare its VLR using the Global Urban Monitoring Framework methodology as a reference (UN-Habitat, 2020).

Third, Madrid has played a key role in strengthening the capacities of cities to prepare their VLRs as tools to support lo-

14 More information at <https://www.urban20.org/u20-editions/>

15 <https://www.urban20.org/wp-content/uploads/2021/06/U20-2021-Communique-Final.pdf>

16 <https://www.urban20.org/wp-content/uploads/2022/08/COMMUNIQUE-FINAL-20220831.pdf>

cal and national strategic actions to accelerate the achievement of SDGs and the implementation of the New Urban Agenda. The City Council of Madrid supported the publication of the Guidelines for Voluntary Local Reviews. Volume 2. Towards a New Generation of VLRs: Exploring the local-national link, published by UN-Habitat and UCLG in July 2021. Madrid also hosted an Expert Group Meeting on Voluntary Local Reviews in February 2021 (UN-Habitat, 2021).

The publication of this first Madrid Voluntary Local Review and the innovation introduced in its methodology and monitoring approaches are additional milestones in the city's international leadership in sustainable development.

Figure 14. Madrid's pioneering work in monitoring SDGs localisation impact

PIONEERING WORK IN MONITORING IMPACT

URBAN MONITORING FRAMEWORK (UMF)

Madrid has supported the development of a monitoring system that allows the monitoring of the cities' progress towards the SDGs and the New Urban Agenda globally. The Madrid Voluntary Local Review 2022 is one of the first city efforts to apply the UMF.

URBAN FUNCTIONAL AREA DEFINITION

Madrid has supported the efforts of the European Union, in partnership with the OECD and the World Bank, to develop a harmonised definition of cities. The Madrid Voluntary Local Review 2022 is using the Urban Functional Area definition to better understand Madrid's influence and urban processes.

MEASURING IMPACT OF TWO FLAGSHIP INITIATIVES

The Madrid Voluntary Local Review 2022 is including in its monitoring processes two flagship initiatives in process of development fully aligned with the SDGs:

- Decarbonisation strategy (Madrid 360)
- Madrid Nuevo Norte, an urban regeneration project in the north of the city

Note. Own elaboration.

CHAPTER 4

The Madrid Voluntary Local Review 2023

Madrid, the capital of Spain, is not only the country's arts and financial centre but also the second-most populated city in the European Union, with 3.3 million inhabitants and more than 6 million in the metropolitan area. The city boasts an enviable geographic location and is home to people from over 180 nationalities, making it a cosmopolitan city. Representing 12 per cent of Spain's GDP, the Madrid urban agglomeration is the second-largest GDP in the European Union.

Historically, Madrid has been recognised as a city connecting three continents - Europe, Africa, and the Americas. It is home to embassies and international organisations, major companies, and financial institutions, hosting, for example, the Union of Ibero-American Capitals, the C40 regional office for Europe, and the office of the Inter-American Development Bank in Europe.

Madrid is a core member of several networks of cities at national, European, and global levels, such as UCLG, Eurocities, and Metropolis. These networks aim to enhance city diplomacy in multilateral spaces and accelerate the implementation of sustainability at the local level. The city has had a long-term collaboration with the United Nations system, increased within the framework of the 2030 Agenda and the New Urban Agenda, and the alignment of the city policies for the implementation of SDGs both in Madrid and through its international action and cooperation policy.

Madrid is also an open, inclusive city with an excellent transport network and unique infrastructure facilitating first-class connectivity. The city boasts a wide range of educational centres and universities and acts as an influential cultural centre with museums of international reference, placed among the most visited museums in the world, such as the Prado Museum, the Museo Nacional Centro de Arte Reina Sofía, the Thyssen-Bornemisza or CaixaForum Madrid. Additionally, in July 2021, the Paseo del Prado and the Retiro Park were included in the UNESCO World Heritage Sites list.

Nearly three years since the beginning of the Covid-19 pandemic, Madrid is recognised as one of the world's most attractive cities, with some of the brightest prospects based on its recent investments to increase the quality of life of its citizens. It was ranked the most liveable city in the [2021 Global Power City Index \(GPCI\)](#) published by the Mori Memorial Foundation's Institute of Urban Strategies. Madrid was selected among the top 10 cities when evaluating their "magnetism", or their comprehensive power to attract people, capital, and enterprises from around the world¹⁷.

According to the latest annual report (2021) of [Madrid Economía](#), the city's productive structure is dominated by services (88.3 per cent), followed by industry (7.4 per cent) and construction (4.3 per cent). Within services, the most outstanding branches are Information and Communications; Professional, Scientific and Technical activities; Real Estate and Financial Activities. These four groups account for 40 per cent of the total added value generated by Madrid's economy (Madrid City Council, 2021, p. 14). Tourist activity is especially important for the city of Madrid, as it occupies a large part of its population.

Purpose and Structure of the VLR

The Madrid City Council presents its first Voluntary Local Review to the United Nations to provide an update on the progress towards achieving the SDGs. This submission is a renewed commitment to advancing the SDGs at both local and global levels through multilevel and multi-stakeholder approaches.

The main objective of the review is to assess Madrid's progress towards achieving the goals outlined in the 2030 Agenda for

¹⁷ The GPCI evaluates the 48 major cities across the world on the basis of 70 indicators in six functions: Economy, Research and Development, Cultural Interaction, Liveability, Environment, and Accessibility.

Sustainable Development. The VLR seeks to describe the city's localisation process, enhance the monitoring and evaluation of the SDGs accomplished thus far, and serve as the primary communication tool for the city and its stakeholders regarding the local implementation of the 2030 Agenda and the SDGs.

The VLR aims to be a comprehensive, transparent, and realistic document based on evidence that encourages concrete action and collaboration towards SDGs implementation. The review has a dual focus: firstly, it emphasises the accomplishment of the SDGs at the local level by promoting policy coherence, developing municipal-level capacities for evidence-based policy formulation, and increasing participation from various actors in the city. Secondly, it is a tool to highlight the capacity of governments and local actors to contribute to achieving the SDGs at national, regional, and global levels.

The VLR builds upon the strategic objectives and long-term vision of:

- a) Increasing the local and citizenship awareness around the 2030 Agenda, the SDGs, the New Urban Agenda, and their localisation, by providing transparent information and data on their impact, thereby supporting more conscious and active citizens.
- b) Fostering capacity building and innovation in public and private organisations to promote multi-stakeholder collaboration in achieving the global goals at the territorial level, by replicating or adapting the integrated planning, management, and monitoring framework of the SDGs localisation process.
- c) Strengthening the participation and co-creation of SDGs-specific implementation plans by public or private actors, increasing the use and complementarity of technology and data to achieve them.
- d) Attracting public and private financial resources for the city's long-term

sustainable development and understanding the impact of blended investments for the SDGs achievement.

The Report's structure follows the recommended building blocks in the most relevant guides and publications. It includes an opening statement; an introduction to the global, European and Spanish context (Chapter 1); an overview of the process of localisation of the SDGs and the New Urban Agenda in Madrid (Chapter 2); an approach to the VLR movement and relevance (Chapter 3), a summary of the city and its vision, including the main purpose and structure of the VLR (Chapter 4); the methodology applied to measure progress in each of the 17 SDGs (Chapter 5); a detailed chapter with data in each of the SDGs (Chapter 6), and a final chapter with the conclusions and final comments (Chapter 7).

Chapter 6 is the core of the VLR, with an SDG target fact sheet for each goal integrating all the elements and data considered in the analysis. As mentioned in Chapter 3, the data and indicators collected for elaborating this first Madrid Voluntary Local Review are presented using the approach proposed by the Global Urban Monitoring Framework (GUMF), which the United Nations Statistical Commission endorsed in March 2022. A final annex with the indicators' description for each SDG target and the list of the data sources has been included in the VLR.

An additional pioneering aspect of this VLR's monitoring process is the inclusion of a zoom-in on two transformative flagship initiatives in the city that highlight the long-term strategy of the SDGs localisation, demonstrating both a territorial and sectoral impact. The first initiative focuses on the territorial approach and how [Madrid Nuevo Norte](#), the largest urban regeneration project in the city, contributes to achieving the SDGs. The second initiative focuses on a transversal policy, [Madrid's roadmap towards carbon neutrality by 2050](#), and how the different actions included in this roadmap are aligned with the goals.

The Delegate Area for Internationalization and Cooperation of the Madrid City Council led the elaboration of the Voluntary Local Review in collaboration with

all the municipal areas. The Review was developed between July 2022 and January 2023, with the latest data update as of 31 January 2023.

Figure 15. Image of the Madrid Nuevo Norte area



Note. From Crea Madrid Nuevo Norte. "A unique opportunity for Madrid", p. 1. <https://creamadridnuevo-norte.com/web/app/uploads/2022/02/Madrid-Nuevo-Norte-Project-Brochure.pdf>

Case Studies

The Madrid Voluntary Local Review incorporates two flagship initiatives for the city in its monitoring exercise, fully aligned with the SDGs: Madrid Nuevo Norte and the Madrid Roadmap towards carbon neutrality by 2050.

Madrid Nuevo Norte and its SDGs impact

Madrid Nuevo Norte (MNN) is the major urban regeneration project of the city of Madrid and one of the largest urban regeneration interventions in Europe. Located in the north of the city, with the Chamartín railway station at its heart, it aims to transform a 5.6 km long strip of land and regenerate more than 2.3 million m² of disused land.

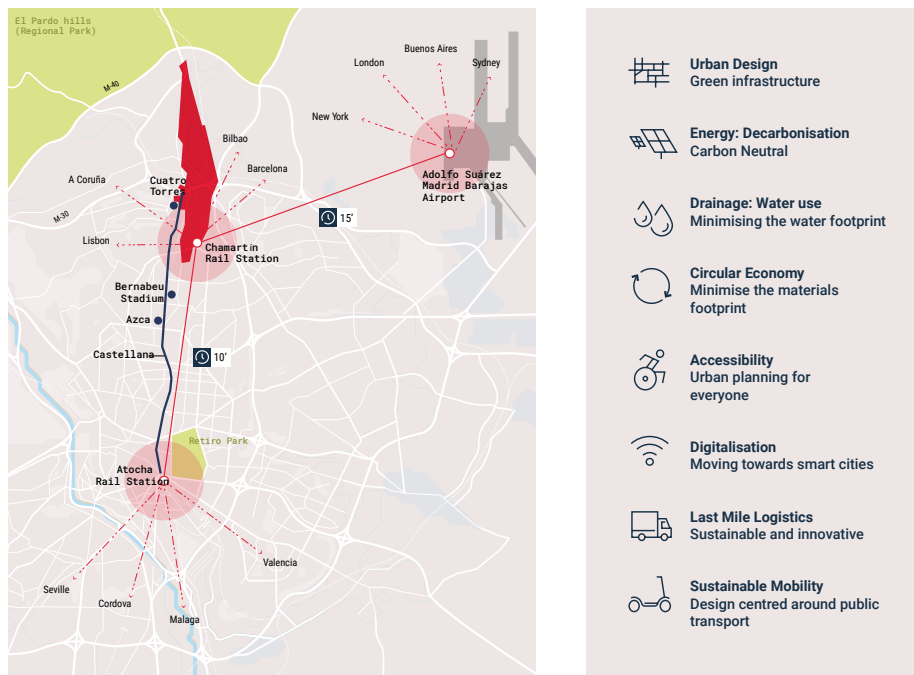
The project is committed to a dense, compact, mixed-use city model oriented towards public transport, public space, sustainable mobility, providing new con-

nections, jobs, and sustainable growth. It will comprise around 10,500 housing units, of which 20 per cent (2,100) will be affordable housing.

Three quarters of the project area will be dedicated to public use, with more than 400,000 m² of green areas and educational, sporting, cultural and health facilities. The expected economic impact, calculated by the Lawrence R. Klein University Institute for Economic Forecasting attached to the Universidad Autónoma de Madrid, is €15.2 billion in the national GDP, with nearly 350,000 jobs linked to the project (Madrid Nuevo Norte).

Its scale and transformative approach make it a fundamental part of the long-term strategy of the city of Madrid and even more relevant to the Madrid functional urban area. Madrid Nuevo Norte will connect neighbourhoods that have been physically disconnected from the urban grid and increase the accessibility and connectivity of Madrid as a whole.

Figure 16. Madrid Nuevo Norte impact area and planning priorities



Note. From Crea Madrid Nuevo Norte. “Madrid Nuevo Norte: The opportunity”, pages 36 and 46.
https://creamadridnuevonorte.com/web/app/uploads/2022/05/MNN_Dossier-Comercial_ENG-1.pdf

The project will transform a run-down industrial district, home to abandoned railway yards, empty buildings, and under-used public spaces, into a modern, sustainable, and integrated urban area.

The success of an urban regeneration process such as the Madrid Nuevo Norte project requires a comprehensive vision of sustainability.

From the beginning of the project’s conceptualisation, Madrid Nuevo Norte took the 2030 Agenda as a guide to carry out all its actions. It has placed special emphasis on specific SDGs, considered critical because of the more significant contribution of the project spaces for the use of all citizens.

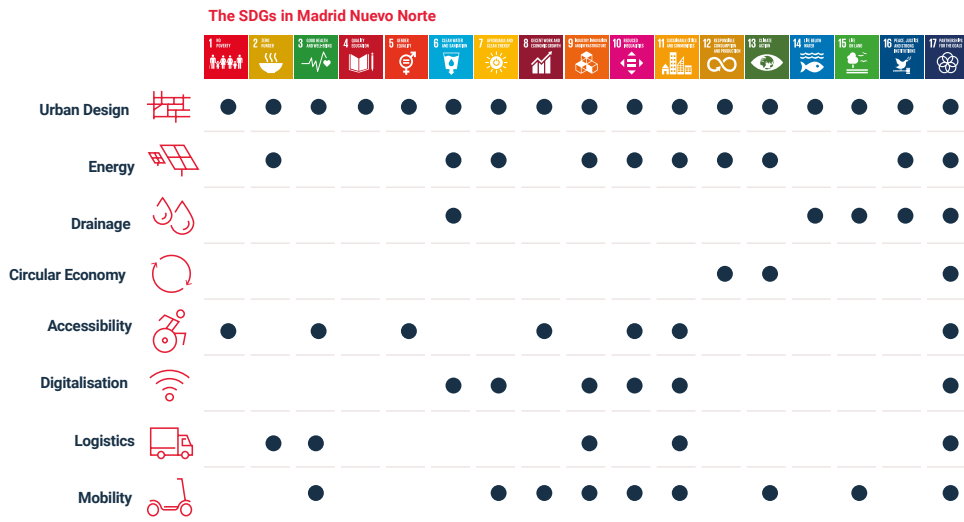
Madrid Nuevo Norte has included gender equality (SDG5) in its design and implementation, increasing awareness of the gender dimensions in urban planning globally. This work has been carried out

with the support of the UNESCO Chair on Gender of the Polytechnic University of Madrid.

The UNESCO Chair and Madrid Nuevo Norte published the *Toolkit: Gender in large-scale urban initiatives in 2021* (Sánchez de Madariaga & Novella Abril, 2021). This publication is a practical manual to address gender dimensions in large-scale urban developments based on the experience of the work carried out during the planning phase of the project (Madrid Nuevo Norte, 2021).

The Madrid Nuevo Norte sustainability comprehensive strategy, presented in June 2021, identified eight transversal priorities for implementing the project: green infrastructure, carbon-neutral, minimising the water and materials footprint, urban planning for everyone, digitalisation, last-mile logistics and urban design centred around public transport.

Figure 17. The SDGs in Madrid Nuevo Norte



Note. From Crea Madrid Nuevo Norte. “Madrid Nuevo Norte: The opportunity”, p. 45. https://creamadridnuevonorte.com/web/app/uploads/2022/05/MNN_Dossier-Comercial_ENG-1.pdf

In parallel to the elaboration of the first Madrid VLR and in collaboration with the Madrid City Council and UN-Habitat, Crea Madrid Nuevo Norte, the private company managing and promoting the project, prepared a [specific report](#) to identify, determine, and measure the impact that the urban regeneration project will have on the city’s achievement of the SDGs. The analysis, launched in November 2022, acts as a Territorial Zoom to the city’s VLR and applies the GUMF to evaluate its impact (Crea Madrid Nuevo Norte).

The main conclusions are that Madrid Nuevo Norte contributes to the 17 SDGs, impacting on 51 targets directly, including 27 of them with high impact, especially on SDG3, SDG8 and SDG11. Its con-

tribution is also relevant in SDG6, SDG12 and SDG13 (Crea Madrid Nuevo Norte, 2023).

The territorial impact of Madrid Nuevo Norte is analysed at the municipal level, but also at the regional scale. Around 60% of the goals in which the project has an impact are located in its immediate surroundings, improving neighbourhood accessibility, green areas, or educational infrastructure.

The alignment of both processes is a unique initiative and becomes an asset for the capacity of the city of Madrid to monitor public-private efforts to achieve the SDGs.

Figure 18. Madrid Nuevo Norte impact in the SDGs

27 HIGH-IMPACT SDG TARGETS



Note. From Crea Madrid Nuevo Norte. "Madrid Nuevo Norte, alineado con los Objetivos de Desarrollo Sostenible. Metodología". <https://creamadridnuevonorte.com/ods/contribucion-madrid-nuevo-norte-a-los-ods/metodologia.html#>

Madrid's Roadmap towards Climate Neutrality and the SDGs

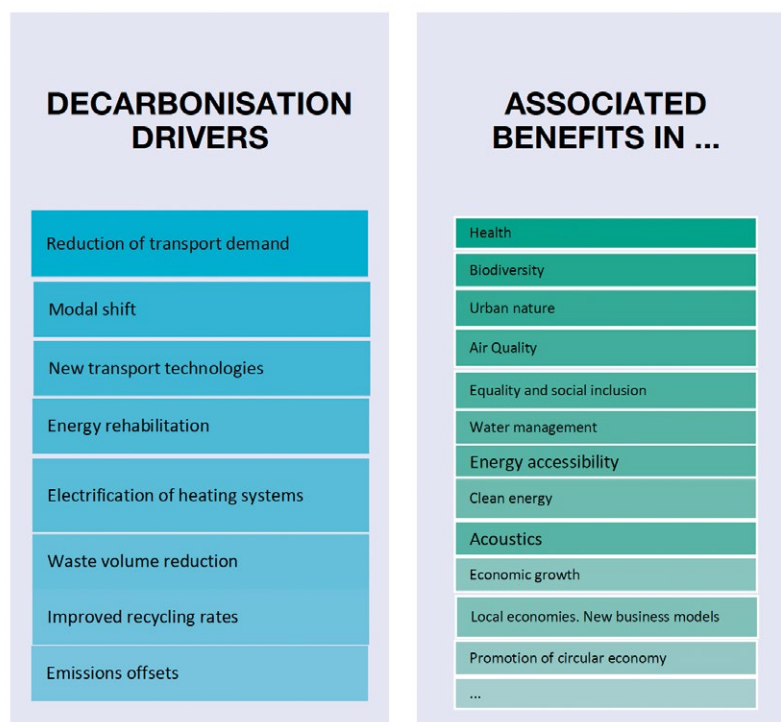
Madrid's Roadmap to Climate Neutrality is a comprehensive plan developed by the city government to reduce greenhouse gas emissions by 65 per cent in 2030 (against the baseline data of 1990) and achieve carbon neutrality by 2050. The Roadmap is a response to the global challenge of climate change and the necessity of transitioning to a sustainable, low-carbon economy. It is fully in line with European and national policies.

Experts consider the Roadmap as “a technical tool that responds to a very specific purpose – that of reaching climate neutrality – and complements more all-encompassing frameworks, like Madrid 360 or the city's Recovery Plan” (Ciambra, 2022, p. 7). The plan targets four main sectors: energy, buildings, mobility, and waste.

In the energy sector, the plan seeks to increase the share of renewable energy sources in the city's energy mix and reduce energy consumption through energy efficiency measures while promoting the use of electric vehicles. The city aims to achieve these goals by expanding the installed capacity of renewable energy sources, promoting energy-efficient buildings and appliances, and installing charging infrastructure for electric vehicles.

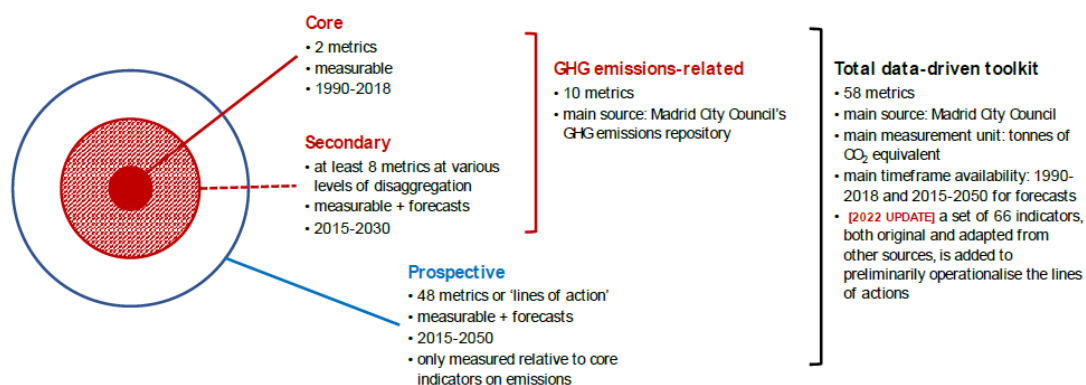
The plan prioritises promoting energy efficiency measures and improving building insulation in the building sector. This involves retrofitting existing buildings with energy-efficient technologies and materials, enabling passive design strategies, and implementing building codes and standards that encourage sustainable and energy-efficient buildings.

Figure 19. Madrid Roadmap towards Carbon Neutrality's drivers and benefits



Note. From Madrid City Council (2021) Roadmap to climate neutrality by 2050, p. 14.

Figure 20 . Overall system of indicators and metrics in the Roadmap towards Climate Neutrality



Note. From Ciambra, A. (2022) Monitoring localised decarbonisation goals: lessons learnt from Madrid's Roadmap to 2050, p. 18.

In the mobility sector, the plan aims to promote sustainable modes of transportation, such as public transportation, walking, and cycling, while reducing the use of private cars. In the waste sector, the plan focuses on reducing waste generation and increasing the recycling and recovery of resources. This includes implementing waste reduction and separation programs, promoting the circular economy, and developing waste-to-energy facilities that use renewable energy sources.

Madrid's decarbonisation roadmap towards 2050 outlines a series of specific, measurable, and time-bound targets track progress and changes in the Roadmap, the Madrid City Council produces an annual Greenhouse Gases (GHG) inventory. This inventory provides data on emissions generated directly within the municipality and indirectly from electricity consumption and distribution losses, broken down by activity sector. Furthermore, a report will be carried out every five years from 2020 to evaluate the Roadmap's evolution, objective fulfilment, and implementation of planned adaptation actions.

Madrid's decarbonisation roadmap towards 2050 is intricately linked to multiple SDGs, the most apparent connection is with SDG 13 - Climate Action. Moreover,

the Roadmap contributes to other SDGs such as SDG7 - Affordable and Clean Energy, SDG11 - Sustainable Cities and Communities, SDG12 - Responsible Consumption and Production, and SDG17 - Partnerships for the Goals.

According to Ciambra (2022, p. 37), the Roadmap could be expanded to other critical drivers of local action to enhance climate neutrality at the municipal level. These drivers include wastewater and water management (SDG6), food security and sustainability of a more localised food value chain (SDG2), the impact of GHG emissions and other pollutants on health (SDG3), and sector-specific emissions and the identification of bottlenecks in the transition towards cleaner and more sustainable growth patterns (SDG9).

The Roadmap has been developed as "a substantial contribution to Madrid's strategic effort to locate itself in the larger movement of front-running cities taking the initiative against climate change and the challenges that it poses to the urban environment in particular." (Ciambra, 2022, p. 9)

One of the most specific elements of the process that led to the definition of the Roadmap was the belief that a city-wide initiative for climate neutrality and a de-

carbonised urban model had to be the outcome of multi-stakeholder collaboration and fluid solution-oriented partnerships (Ciambra, 2022, p. 9). The establishment of this collaborative environment preceded the Roadmap and was further consolidated in one of Climate-KIC's Deep Demonstrations¹⁸. Finally, Madrid is part of the EU's 100 Climate-Neutral and Smart Cities' Mission, supported by the NetZeroCities platform¹⁹.

Madrid's Roadmap to 2050 offers a valuable case study for tracking progress towards localised decarbonisation goals. The city's comprehensive baseline assessment, clear and measurable targets, monitoring and reporting framework, and stakeholder engagement and partnership-building efforts all provide valuable lessons for other cities and regions undertaking similar decarbonisation efforts. By drawing on Madrid's experience, cities and regions can create more effective and sustainable decarbonisation strategies that drive meaningful progress towards a low-carbon future.

¹⁸ Climate-KIC is a Europe-wide initiative promoted since 2010 by the European Institute of Innovation and Technology (EIT) — an EU agency active since 2008 and now framed within the Horizon 2020 Programme. Climate-KIC is a public-private initiative that supports research development, as well as awareness-raising and education to promote products, technologies, and urban policies for climate change mitigation and adaptation. It also works as an incubator and accelerator of innovative industry and start-ups. The initiative has also been promoting and supporting Deep Demonstrations, “large-scale projects implemented across different positions in systems of learning”, i.e., live urban- and territory-scale living laboratories serving as “testbed environments to remain below 1.5 degrees” and new technologies, products, and policy options for more sustainable urban contexts. All information on the Climate-KIC initiative is available online: <https://www.climate-kic.org/>. More details on the Deep Demonstrations programme: <https://www.climate-kic.org/programmes/deep-demonstrations/>. More information on the EIT: <https://eit.europa.eu/>

¹⁹ All information about the EU Missions available online: https://ec.europa.eu/info/research-and-innovation/funding/funding-opportunities/funding-programmes-and-open-calls/horizon-europe/eu-missions-horizon-europe_en

CHAPTER 5

Measuring the SDGs Progress in Madrid

Methodological Framework

As mentioned in previous chapters, the data and indicators collected for elaborating this first Madrid Voluntary Local Review are presented following the approach proposed by the Global Urban Monitoring Framework (GUMF). The implementation of the GUMF has been done in collaboration with UN-Habitat.

The main principles of the GUMF are to draw on existing data sources where possible; to be people- and city-centric; to respond to current and future shocks; to adopt elements that make it usable and valuable; and to be internally consistent. City-centric monitoring can be enabled by selecting indicators that can be measured at the urban scale and, more importantly, can be influenced by relevant city agencies—the bodies responsible for the good governance of and service provision for cities.

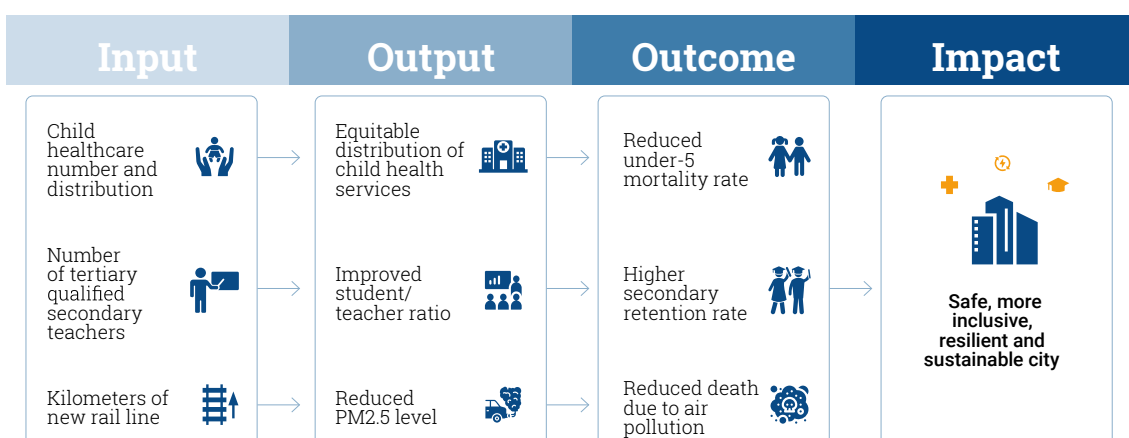
Applying the GUMF on the set of indicators: Inputs, Outputs, Outcomes, and Impact

The data and indicators collected for this VLR are presented following the GUMF block model shown in figure 21.

In this model, the “Input” refers to the actions and projects that are taken, and it is associated with effort indicators that measure the resources used to implement these actions. The “Output” is the result derived from applying one or more inputs and is associated with the result or operational indicators that measure the efficiency of the actions taken. The “Outcome” is the expected achievement of the actions taken, and it is associated with result indicators that measure the effectiveness of the actions taken. Finally, the “Impact” is the broader-scale effect of the actions taken and is associated with impact indicators that measure the long-term effects of the actions taken.

Effort indicators (inputs) measure an action implemented at the local level and serve to assess the status of its implementation. Still, by themselves, they do not define the impact (for example: “number of schools built” or “kilometres of bike lanes”). In the case of results or performance indicators (outcomes), they measure the achievement of the objective. They are aimed at evaluating the quality of life of citizens (for example: “unemployment rate” or “crime rate”). They quantify an improvement or deterioration in a goal, but must be related to an effort indicator to assess whether the impact is generated.


Figure 21. GUMF's block model



Note. From UN-Habitat (2021) The Global Urban Monitoring Framework, p. 16.

Box 1. Example of the application of the GUMF block model

This is a concrete example of how the GUMF block model is applied to analyse the impact of Madrid's SDGs localisation efforts on SDG target 11.4.



The analysis starts by identifying the inputs, which are the actions implemented by the City Council of Madrid related to this SDG. An effort indicator is associated with this input to measure the resources used for preserving, protecting, and conserving all cultural and natural heritage: total expenditure per capita on preservation, protection and conservation.

The output indicators are derived from the inputs and associated with result or operational indicators that measure the actions. In this example, the output indicators are the “Cultural Index” and the “protection and management of the historic-artistic heritage per inhabitant”, based on official data from the City Council of Madrid and other additional sources.

The measurement of the Outcome generates a direct impact on the SDG target 11.4.

Note. Own elaboration based on UN-Habitat (2021) The Global Urban Monitoring Framework.

To establish the effort and result indicators for this first Madrid VLR, several European and Spanish-level reference sources have been consulted, as well as the Localisation Strategy for the Sustainable Development Goals of the 2030 Agenda in the city of Madrid.

After analysing all the sources and collaborating with UN-Habitat, a total of 64 input indicators and 89 output indicators were identified. Among the output indicators, 19 coincide with GUMF indicators, 7 with the Spanish Urban Agenda, 25 are also measured at the Madrid Functional Urban Area, and 30 at the Greater Madrid Area.

Figure 22. Main sources

	Source	Organization
	Global Indicator Framework for the Sustainable Development Goals and targets of the 2030 Agenda for Sustainable Development	United Nations
	Global Urban Monitoring Framework	United Nations
	European Handbook for SDG Voluntary Local Reviews	European Commission - Joint Research Centre
	Report "SDGs in 100 Spanish cities"	Sustainable Development Solutions Network / REDS
	Localization strategy for the Sustainable Development Goals of the 2030 Agenda in the city of Madrid.	Madrid City Council
	Spanish Urban Agenda	Ministry of Transport, Mobility and Urban Agenda of the Madrid City Council

Note. Own elaboration

Harmonisation of the Urban Area definition

The GUMF also promotes a harmonised definition for the delineation of areas. According to the GUMF, the area object of the analysis should be the broad Madrid Functional Urban Area to understand Madrid's influence and urban processes better.

The European Union and the OECD jointly developed a methodology to define functional urban areas consistently across countries (Dijkstra & Poelman, Cities in Europe: the new OECD-EU definition, 2012). It was the first time that a "harmonised" definition of "a city" was proposed to increase the capacity "to compare socio-economic and spatial trends in cities and to design urban development policy" (Dijkstra, Poelman, & Veneri, The EU-OECD Definition of a Functional Urban Area, 2019, p. 4).

The Functional Urban Area (FUA) comprises a city and its commuting zone. The commuting zone generates a daily flow

of people into a city and back (home to their dwelling). Functional urban areas, therefore, consist of a densely inhabited city and a less densely populated commuting zone whose labour market is highly integrated with the city (OECD, 2012)²⁰. Such areas are often referred to as 'functional' because they capture the full economic function of a city.

A Functional Urban Area classification benefits policymaking in several domains, including employment, economic development, mobility dynamics and transport. It should be noted that not all the areas within a Functional Urban Area need to be classified as urban areas (in other words, cities plus towns and semi-dense areas) and that, as such, a functional urban area may contain rural areas if these belong to the commuting zone of a city.

²⁰ [https://ec.europa.eu/eurostat/statistics-explained/index.php?title=Glossary:Functional_urban_area#:~:text=Short%20definition%3A%20a%20functional%20urban,city%20\(OECD%2C%202012\).](https://ec.europa.eu/eurostat/statistics-explained/index.php?title=Glossary:Functional_urban_area#:~:text=Short%20definition%3A%20a%20functional%20urban,city%20(OECD%2C%202012).)

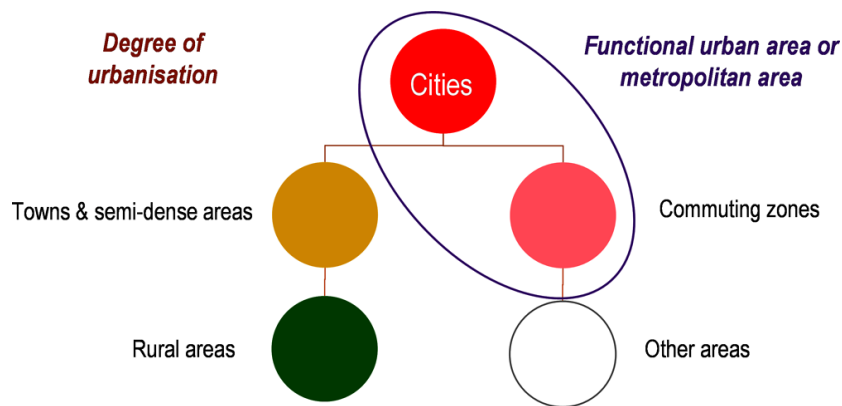
Similarly, it is possible for an urban area to be located outside a functional urban area, but only if it is composed of towns and semi-dense areas and therefore does not have a city. In other words, because cities are systematically included as part of a functional urban area, only towns and semi-dense areas (as well as rural areas) can be located outside an active urban area.

While the Degree of Urbanisation (DE-GURBA) classifies the local administrative units as cities, towns and suburbs or rural areas based on a combination of geographical contiguity and population density, the Functional Urban Area methodology classifies only the local units that are either cities or part of their surrounding commuting zones. A Functional Urban Area can contain rural areas if these belong to the commuting zone of a city.

Using the Functional Urban Area allows for a comprehensive analysis, understanding an impact in the municipality of Madrid, in the Greater Madrid Area and the Functional Urban Area (triple analysis).

Other analysis and research should contemplate a more in-depth analysis of aspects such as mobility, employment/unemployment rates, GDP growth and income distribution. For example, when focusing on mobility, Madrid receives the daily impact of workers from other nearby cities not included in the Functional Urban Area. Around 58,000 persons live in Toledo and work in Madrid, while incomings from Guadalajara exceed 40,000 persons. More than 160,000 employed individuals from all over the country work in the capital despite living in other provinces.

Figure 23. Degree of Urbanization



Preferred term	Synonym	Discontinued terms	Geographic level
Urban centre	High-density cluster (HDC)		Grid
City	Densely populated area	City core Urban core	Local unit
Commuting zone		Hinterland	Local unit
Functional urban area (FUA)		Larger urban zone (LUZ)	Local unit
Metropolitan area	FUA of at least 250 000 inhabitants		Local unit

Note. Own elaboration based on From OECD. Cities in the World : A New Perspective on Urbanisation <https://www.oecd-ilibrary.org/sites/05384b8c-en/index.html?itemId=/content/component/05384b8c-en>

Box 2. How to define the Functional Urban Area?

According to the EU-OECD methodology, a functional urban area can be defined in four steps:

1. Identify an urban centre: a set of contiguous, high density (at least 1,500 residents per square kilometre) grid cells with a population of 50,000 in the contiguous cells. This step is identical to the one used in the Degree of Urbanization to define an urban centre. An urban centre relies on a population grid which can identify spatial concentrations of population independently from political or administrative boundaries, using spatial units of the same shape and size. An urban centre or high-density cluster is a new spatial concept based on grid cells of one square kilometre. It is defined in three steps:

Step 1: All grid cells with a density of more than 1,500 inhabitants per square kilometre of land are selected.

Step 2: The contiguous high-density cells are then clustered. Only the clusters with at least 50,000 inhabitants are kept. To avoid over-aggregation, cells with only the corners touching are not considered contiguous.

Step 3: Gaps in each cluster are filled separately and its edges smoothed.

2. Identify a city: one or more local units that have at least 50 per cent of their residents inside an urban centre. A local unit can be either administrative or statistical. Examples of administrative units include a municipality, a district, a neighbourhood or metropolitan area. Some of these administrative units also play a political role as electoral districts or local government areas. Statistical units can be enumeration areas, census blocks, census tracts, wards, super output areas, named places or small areas. This step is identical to the one used in the Degree of Urbanization to define a city.

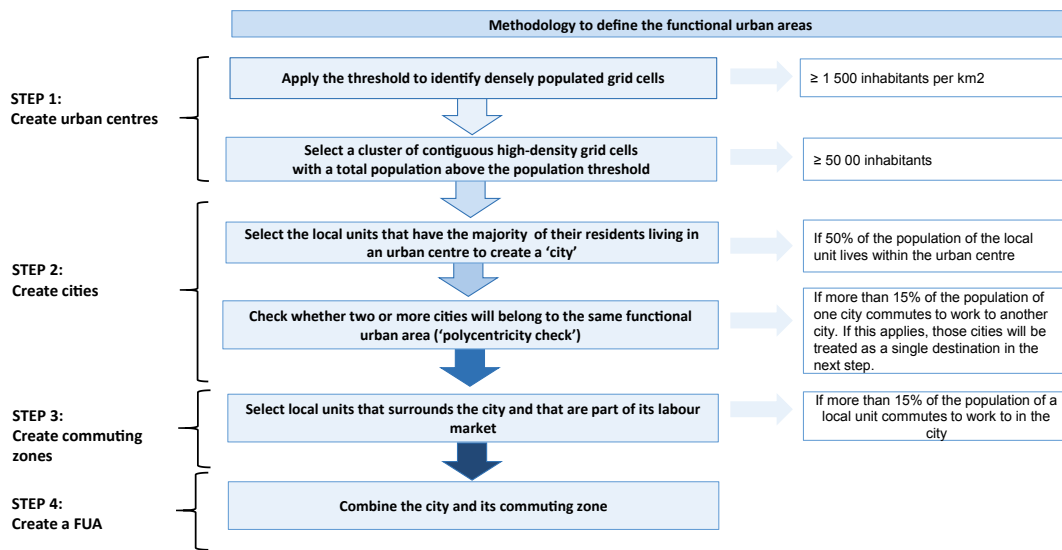
3. Identify a commuting zone: a set of contiguous local units that have at least 15 per cent of their employed residents working in the city. Once all cities have been defined, commuting zones can be identified using the following steps:

- If 15 per cent of employed persons living in one city work in another city, these cities are treated as a single destination.
- All local units with at least 15 per cent of their employed residents working in a city are identified as part of the commuting zone of that city.
- Enclaves, i.e. local units entirely surrounded by other local units that belong to a commuting zone or a city are included and exclaves or non-contiguous local units are dropped.

A Functional Urban Area consists of the city and its respective commuting zone. It can happen that, due to a low intensity of commuting flows, there is no commuting zone.

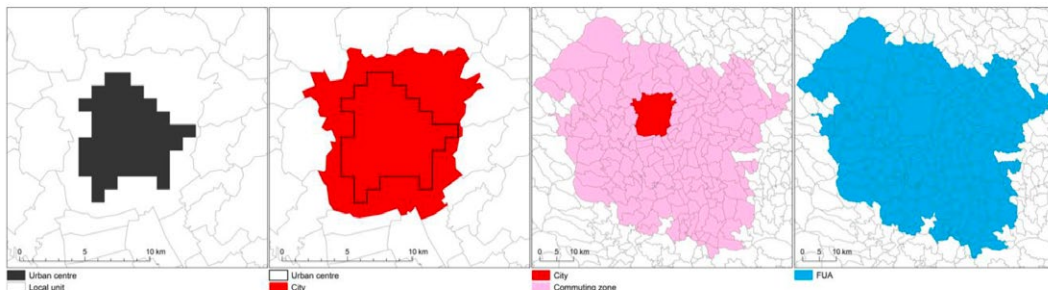
Note: The content of this table includes extracts of Dijkstra, L., H. Poelman and P. Veneri (2019), "The EU-OECD definition of a functional urban area", OECD Regional Development Working Papers, No. 2019/11, OECD Publishing, Paris, <https://doi.org/10.1787/d58cb34d-en>

Figure 24. Methodology to define the functional urban areas



Note. From Dijkstra, L. et al. (2019) The EU-OECD definition of a functional urban area, p. 7.

Figure 25. Urban Centre, city, commuting zone and functional urban area of Graz, Austria



Note. From Dijkstra, L. et al. (2019) The EU-OECD definition of a functional urban area, p. 3.

Madrid Functional Urban Area

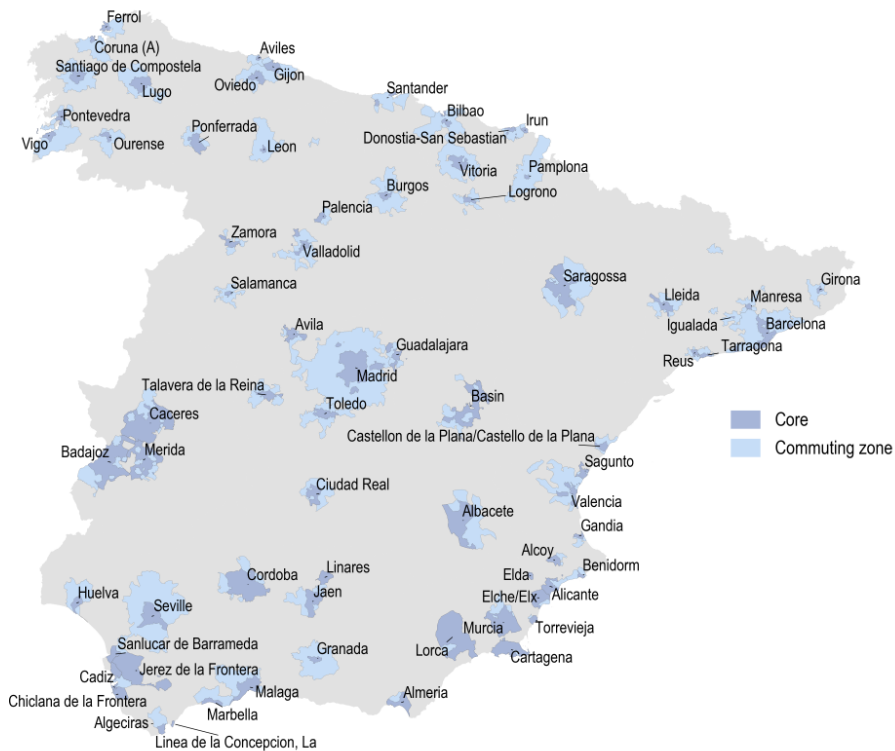
In the case of Spain, as of July 2022, the OECD identifies 81 functional urban areas, with Madrid being the largest in population.

Barcelona, Valencia, Seville and Bilbao are the other functional areas with at least one million inhabitants. Only Madrid and Barcelona are considered large metropolitan areas.

For this Voluntary Local Review, when possible and valuable, data disaggregated by the Madrid municipality, the Greater Madrid Area and the Madrid Functional Urban Area is compared.

In terms of percentages, the Madrid Municipality is 47% of the total Madrid Functional Urban Area. When adding to Madrid the other 14 municipalities considered within the Greater Madrid Area, the population percentage rises to 72%.

Figure 26. Map of Functional Urban Areas in Spain



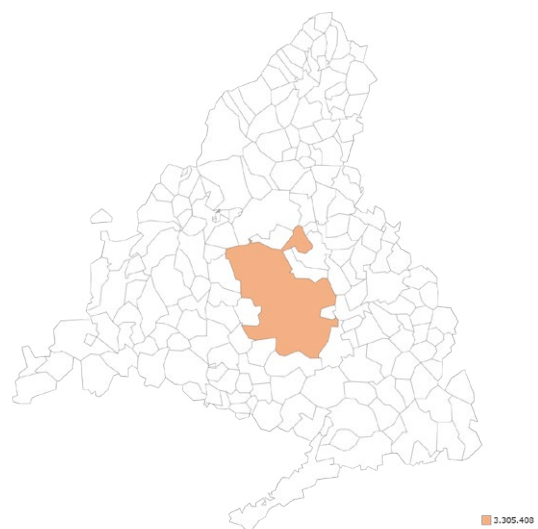
Note. From OCDE. Functional urban areas.
<https://www.oecd.org/cfe/regionaldevelopment/Spain.pdf>

Madrid municipality

Madrid is the capital of Spain and of the Autonomous Community of Madrid. The local administration unit is the Madrid Municipality, divided into 21 districts and 131 neighbourhoods.

Its total population as of 1 January 2022 is 3,280,782 inhabitants: 1,749,568 women (53.3%) and 1,531,214 men (46.7%). In terms of extension, the municipality of Madrid occupies 604.3 km².

Figure 27. Map of Madrid Municipality



Note. From the Spanish National Statistics Institute (INE).

Greater Madrid Area

The Greater Madrid Area proposed in this Report comprises those local administration units not more than 20 kilometres from the centre of Madrid.

As of 1 January 2022, the total population of this area is 5,030,132 inhabitants: 2,649,771 women (52.7%) and 2,380,262 men (47.3%). In terms of extension, the Greater Madrid Area occupies 1,233.12 km², with a density of 4,079.19 inhabitants per km².

Figure 28. Map of Greater Madrid Area



Table 1. List of municipalities included in the Greater Madrid Area

Municipality	Population	Female population	Male population	Extension (km ²)	Density (inhab./km ²)	Distance from Madrid
	(01.01.2022)	(01.01.2022)	(01.01.2022)			
Madrid	3,280,782	1,749,568	1,531,214	605.77	5,415.89	
Alcobendas	117,041	61,134	55,907	44.98	2,602.07	14.9
Alcorcón	170,296	88,623	81,673	33.73	5,048.80	13.9
Coslada	80,596	41,315	39,281	12.01	6,710.74	10.8
Fuenlabrada	189,891	96,622	93,170	39.41	4,818.35	17.6
Getafe	183,219	93,826	89,393	78.38	2,337.57	13.1
Leganés	186,660	96,622	90,038	43.09	4,331.86	12.2
Majadahonda	72,179	38,031	34,148	38.47	1,876.24	16.4
Móstoles	208,761	107,443	101,318	45.36	4,602.31	18.2
Parla	130,577	65,730	64,847	24.51	5,327.50	21.2
Pozuelo de Alarcón	87,728	45,739	41,989	43.20	2,030.74	10.5
Rivas-Vaciamadrid	96,690	48,801	47,889	67.38	1,435.00	14.2
Las Rozas de Madrid	95,725	49,493	46,232	58.31	1,641.66	17.5
San Fernando de Henares	38,904	19,944	18,960	39.86	976.02	13.3
San Sebastián de los Reyes	91,083	46,880	44,203	58.66	1,552.72	15.3
Total	5,030,132	2,649,771	2,380,262	1,233.12	4,079.19	

Note. Own elaboration based on data from the Spanish National Statistics Institute (INE), Registro de Entidades Locales del Ministerio de Asuntos Económicos y Transformación Digital, and the Statistics Office of the Madrid Autonomous Community.

Madrid Functional Urban Area

According to the OECD and the Spanish National Statistics Institute, the Madrid Functional Urban Area is composed of 166 municipalities: 128 of them in the Autonomous Community of Madrid; other 37 of them in the Autonomous Community of Castilla La Mancha (in the provinces of Guadalajara and Toledo), and one municipality in the Autonomous Community of Castilla y León (in the province of Ávila).

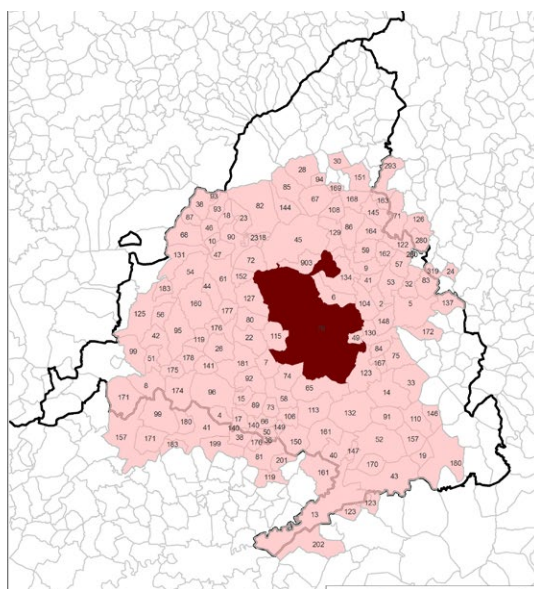
The total population of the Madrid Functional Urban Area is 6,982,656 inhabitants as of 1 January 2022.

When referring to the Madrid Functional Urban Area, this Voluntary Local Review uses the data of these 166 municipalities with a total population of 6,982,656 as of 1 January 2022.

Most of the population (96.23%) of the Madrid Functional Urban Area is in the Autonomous Community of Madrid.

It is important to highlight that the total population of the administrative boundary of the Madrid Autonomous Community is 6,750,336 inhabitants. In comparison, the population of the Madrid Functional Urban Area is 6,982,656 inhabitants.

Figure 29. Map of the Madrid Functional Urban Area



Note. From the Spanish National Statistics Institute (INE) www.ine.es/uaudit_imagenes/11/ES001Madrid.pdf

Table 2. Composition of the Madrid Municipality, Greater Madrid Area and Madrid FUA

	Number of municipalities	Population 01.01.2022	Female population	Male population	% Total population in Spain
Madrid Municipality	1	3,280,782	1,749,568	1,531,214	6.9%
Greater Madrid Area	15	5,030,132	2,649,771	2,380,262	10.6%
Madrid Functional Urban Area	166	6,982,656	3,633,796	3,348,860	14.7%

Note. Own elaboration based in data from the Spanish National Statistics Institute (INE).

Table 3. Municipalities included in the Madrid Functional Urban Area

Madrid Functional Urban Area	Number of municipalities	Population 01.01.2022	Female population	Male population	% Total population
Autonomous Community of Madrid	128	6,719,339	3,505,354	3,213,985	96.23%
Autonomous Community of Castilla La Mancha (province of Toledo)	30	179,492	87,154	92,338	2.57%
Autonomous Community of Castilla La Mancha (province of Guadalajara)	7	79,452	39,129	40,323	1.14%
Autonomous Community of Castilla y León	1	4,373	2,159	2,214	0.06%
TOTAL	166	6,982,656	3,633,796	3,348,860	100%

Note. Own elaboration based in data from the Spanish National Statistics Institute (INE).

1. Municipalities of the Autonomous Community of Madrid: Ajalvir, El Álamo, Alcalá de Henares, Alcobendas, Alcorcón, Aldea del Fresno, Algete, Alpedrete, Aranjuez, Arganda del Rey, Arroyomolinos, Batres, Becerril de la Sierra, Belmonte de Tajo, Boadilla del Monte, El Boalo, Brunete, Bustarviejo, Cabanillas de la Sierra, La Cabrera, Cadalso de los Vidrios, Camarma de Esteruelas, Campo Real, Carabaña, Casarrubuelos, Cenicientos, Cercedilla, Ciempozuelos, Cobena, Colmenar del Arroyo, Colmenar de Oreja, Colmenarejo, Colmenar Viejo, Collado Mediano, Collado Villalba, Coslada, Cubas de la Sagra, Chapinería, Chinchón, Daganzo de Arriba, El Escorial, Fresnedillas de la Oliva, Fresno de Torote, Fuenlabrada, Fuente el Saz de Jarama, Galapagar, Getafe, Griñón, Guadalix de la Sierra, Guadarrama, Hoyo de Manzanares, Humanes de Madrid, Leganés, Loeches, Madrid, Majadahonda, Manzanares el Real, Meco, Mejorada del Campo, Miraflores de la Sierra, El Molar, Los Molinos, Moraleja de Enmedio, Morazarzal, Morata de Tajuña, Móstoles, Navacerrada, Navalafuente, Navalagamella, Navalcarnero, Navas del Rey, Nuevo Batán, Paracuellos de Jarama, Parla, Pedrezuela, Pelayos de la Presa, Perales de Tajuña, Pinto, Pozuelo de Alarcón, Pozuelo del Rey, Quijorna, Redueña, Rivas-Vaciamadrid, Robledo de Chavela, Las Rozas de Madrid, San Agustín de Guadalix, San Fernando de Henares, San Lorenzo de El Escorial, San Martín de la Vega, San Martín de Valdeiglesias, San Sebastián de los Reyes, Santa María de la Alameda, Los Santos de la Humosa, Serranillos del Valle, Sevilla la Nueva, Soto del Real, Talamanca de Jarama, Tielmes, Titulcia, Torrejón de Ardoz, Torrejón de la Calzada, Torrejón de Velasco, Torrelaguna, Torrelodones, Torres de la Alameda, Valdeaguna, Tres Cantos, Valdemorillo, Valdemoro, Valdeolmos, Alalpardo, Valdepiélagos, Valdetorres de Jarama, Valdilecha, Velilla de San Antonio, El Vellón, Venturada, Villaconejos, Villa del Prado, Villalbilla, Villamanta, Villamantilla, Villanueva de la Cañada, Villanueva del Pardillo, Villanueva de Perales, Villar del Olmo, Villarejo de Salvanés, Villaviciosa de Odón, and Zarzalejo.

2. Municipalities of the Autonomoc Community of Castilla La Mancha (province of Toledo): Borox, Cabañas de la Sagra, Camarena, Carranque, Casarrubios del Monte, Cedillo del Condado, Chozas de Canales, Esquivias, Illescas, Lominchar, Mérida, Numancia de la Sagra, Ontígola, Palomeque, Pantoja, Paredes de Escalona, Quismondo, Recas, Santa Cruz del Retamar, Seseña, La Torre de Esteban Hambrán, Ugena, Valmojado, Las Ventas de Retamosa, Villaluenga de la Sagra, El Viso de San Juan, Yebes, Yepes, Yuncler, and Yuncos.

3. Municipalities of the Autonomoc Community of Castilla La Mancha (province of Guadalajara): Alovera, Azuqueca de Henares, El Casar, Galápagos, Torrejón del Rey, Uceda and Villanueva de la Torre.

4. Municipality of the Autonomoc Community of Castilla y León (province of Ávila): El Tiemblo.

Table 4. Comparison between the Autonomus Community of Madrid and the Madrid FUA

Autonomous Community of Madrid	Number of municipalities	Population 01.01.2022	Female population	Male population	% Total population
Part of the Madrid Functional Urban Area	128	6,719,339	3,505,354	3,213,985	99.54%
Non-part of the Madrid Functional Urban Area	51	30,997	14,828	16,169	0.46%
TOTAL	179	6,750,336	3,520,182	3,230,154	100%

Note. Own elaboration based in data from the Spanish National Statistics Institute (INE).

Data Analysis

The innovative approach used in the data analysis of this VLR has three direct implications in the fact sheets for each assessed target shared in Chapter 6:

a) Indicators monitoring the outcomes are encouraged over indicators measuring the inputs so that meaningful transformation is being observed.

b) Where relevant, applying the Degree of Urbanisation when measuring indicators provides a triple territorial analysis. This considers data for the city and its commuting zone, showing data at the municipality level, the Greater Madrid Area, or the Madrid functional urban area.

c) In specific targets, information on how Madrid Nuevo Norte and the Madrid Roadmap to Climate Neutrality influence the output/outcome indicators are provided.

The elaboration of Madrid's SDGs progress report included in Chapter 6 has followed the following steps:

1. Analysis and review of the Madrid SDGs localisation framework, with particular attention to the 104 local targets and 160 local indicators established in the Localisation Strategy for the Sustainable Development Goals of the 2030 Agenda in the City of Madrid²¹.

The data analysis includes the first [Progress Report for the implementation of the Madrid Localisation Strategy 2015-2020](#), published in July 2022. For 81% of the indicators in this 2015-2020 Progress report, data was measured as of 31 December 2020, integrating the deviation caused by the Covid-19 pandemic. The second Progress Report, which will evaluate the period 2021-2022, is scheduled for publication in 2023. To prepare for this Voluntary Local Review, an internal draft version of the second Progress Report was consulted.

²¹ See Chapter 2.

2. Analysis and review of the policy actions implemented by the Madrid City Council, with a particular focus on its Government Operational Programme 2019-2023²² and the 899 measures included in it and aligned with 16 of the 17 SDGs (667 to at least one SDG and 114 to two or more). Figure 31 shows the number of actions contributing to the fulfilment of each SDG.

3. Selection of the assessed targets: based on steps 1 and 2, a total of 64 targets of the 17 SDGs are analysed in this first Madrid's VLR.

²² See Chapter 2.

Indicators overview

64 input indicators

89 output indicators

19 output indicators
coinciding with GUMF indicators

7 output indicators
coinciding with the Spanish Urban Agenda indicators

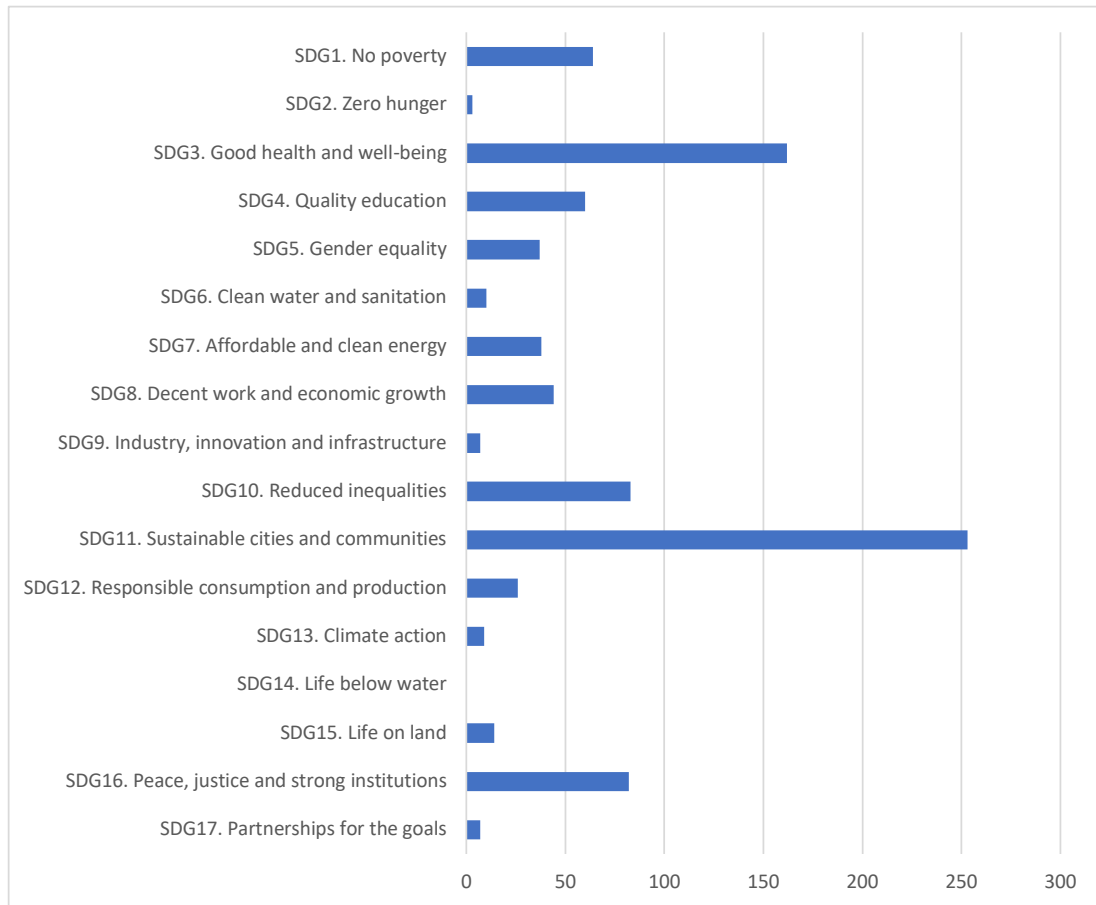
25 output indicators
measured also at an Urban Functional Area level, following the GUMF criteria.

30 output indicators
measured at a City level, following the GUMF criteria.

Figure 30. Summary of the 2015-2020 progress for the Madrid SDGs localisation indicators (for the Municipality)

2030 Agenda SDGs	Madrid Localisation Actions	Madrid Localisation Targets	Madrid Localisation Indicators	Positive evolution	No evolution	Negative evolution	Non-assessable data
Goal 1: End poverty in all its forms everywhere	26	5	8	5		1	2
Goal 2: End hunger, achieve food security and improved nutrition and promote sustainable agriculture	3	3	5	1		1	3
Goal 3: Ensure healthy lives and promote well-being for all at all ages	13	10	15	7		6	2
Goal 4: Ensure inclusive and equitable quality education and promote lifelong learning opportunities for all	16	4	7	6			1
Goal 5: Achieve gender equality and empower all women and girls	23	4	8	2		5	1
Goal 6: Ensure availability and sustainable management of water and sanitation for all	9	3	5	5			
Goal 7: Ensure access to affordable, reliable, sustainable and modern energy for all	34	8	9	7		2	
Goal 8: Promote sustained, inclusive and sustainable economic growth, full and productive employment and decent work for all	21	13	14	8		2	4
Goal 9: Build resilient infrastructure, promote inclusive and sustainable industrialization and foster innovation	5	2	4	1	2	1	
Goal 10: Reduce inequality within and among countries	25	10	17	9	1	2	5
Goal 11: Make cities and human settlements inclusive, safe, resilient and sustainable	109	13	21	9	2	4	6
Goal 12: Ensure sustainable consumption and production patterns	13	7	10	8	1		1
Goal 13: Take urgent action to combat climate change and its impacts	6	2	2	2			
Goal 14: Conserve and sustainably use the oceans, seas and marine resources for sustainable development	n/a	n/a	n/a	n/a			
Goal 15: Protect, restore and promote sustainable use of terrestrial ecosystems, sustainably manage forests, combat desertification, and halt and reverse land degradation and halt biodiversity loss	7	3	4	1	2	1	
Goal 16: Promote peaceful and inclusive societies for sustainable development, provide access to justice for all and build effective, accountable and inclusive institutions at all levels	23	13	25	16	2	3	4
Goal 17: Strengthen the means of implementation and revitalize the Global Partnership for Sustainable Development	7	4	6	4			2
				91	10	28	31

Figure 31. Actions included in Madrid's Operational Programme 2019-2023 per SDG



Note. Adapted from Madrid City Council (2020), Plan Operativo de Gobierno 2019-2023, p. 9.

4. Analysis and review of the two selected flagship projects and the related input/actions with an impact on the city of Madrid and its achievement of the SDGs.

Both projects were analysed, and, when relevant, the SDGs fact sheets developed in Chapter 6 include a specific info bonus detailing how either Madrid Nuevo Norte or the Madrid Roadmap to Climate Neutrality influence the output/outcome indicators. More than half of the 64 SDGs targets analysed in the VLR, a total of 36 SDGs targets, include inputs from Madrid Nuevo Norte. For the Madrid Roadmap to Climate Neutrality, seven SDGs targets include its inputs in the analysis. Additionally, nine specific territorial zoom-in for Madrid Nuevo Norte are incorporated in the impact analysis.

It should be noted that the urban regeneration project is still in its initial development phase, making it challenging to apply the Global Urban Monitoring Framework or measure the impact on the local SDGs targets of the Madrid Localisation Strategy consistently. Therefore, a flexible and collaborative approach has been applied, reviewing the strategic and technical documents of the project. In parallel, Crea Madrid Nuevo Norte has elaborated a more concrete analysis of the impact of the urban project at the local level applying the same methodology used in this VLR. That specific analysis is available [online](#) and focuses on 51 SDGs targets (Crea Madrid Nuevo Norte, n.d.).

Figure 32. SDGs targets assessed in the Madrid VLR 2023

1 NO POVERTY	2 ZERO HUNGER	3 GOOD HEALTH AND WELL-BEING	4 QUALITY EDUCATION	5 GENDER EQUALITY	6 CLEAN WATER AND SANITATION	7 AFFORDABLE AND CLEAN ENERGY	8 DECENT WORK AND ECONOMIC GROWTH	9 INDUSTRY, INNOVATION AND INFRASTRUCTURE	10 REDUCED INEQUALITIES
1.1	2.1	3.1	4.1	5.1	6.1	7.1	8.1	9.1	10.1
1.2	2.2	3.2	4.2	5.2	6.2	7.2	8.2	9.2	10.2
1.3	2.3	3.3	4.3	5.3	6.3	7.3	8.3	9.3	10.3
1.4	2.4	3.4	4.4	5.4	6.4	7.a	8.4	9.4	10.4
1.5	2.5	3.5	4.5	5.5	6.5	7.b	8.5	9.5	10.5
1.a	2.a	3.6	4.6	5.6	6.6		8.6	9.a	10.6
1.b	2.b	3.7	4.7	5.a	6.a		8.7	9.b	10.7
	2.c	3.8	4.a	5.b	6.b		8.8	9.c	10.a
		3.9	4.b	5.c			8.9		10.b
		3.a	4.c				8.10		10.c
		3.b					8.a		
		3.c					8.b		
		3.d							

11 SUSTAINABLE CITIES AND COMMUNITIES	12 RESPONSIBLE CONSUMPTION AND PRODUCTION	13 CLIMATE ACTION	14 LIFE BELOW WATER	15 LIFE ON LAND	16 PEACE, JUSTICE AND STRONG INSTITUTIONS	17 PARTNERSHIPS FOR THE GOALS
11.1	12.1	13.1	14.1	15.1	16.1	17.1
11.2	12.2	13.2	14.2	15.2	16.2	17.2
11.3	12.3	13.3	14.3	15.3	16.3	17.3
11.4	12.4	13.a	14.4	15.4	16.4	17.4
11.5	12.5	13.b	14.5	15.5	16.5	17.5
11.6	12.6		14.6	15.6	16.6	17.6
11.7	12.7		14.7	15.7	16.7	17.7
11.a	12.8		14.a	15.8	16.8	17.8
11.b	12.a		14.b	15.9	16.9	17.9
11.c	12.b		14.c	15.a	16.10	17.10
				15.b	16.a	
				15.c	16.b	17.11
	12.c					

Note. Own elaboration.

Figure 33. SDGs targets that incorporate Madrid Nuevo Norte in its input analysis



Note. Own elaboration.

Figure 34. SDGs targets with a Madrid Nuevo Norte territorial zoom-in



Note. Own elaboration.

Figure 35. SDGs targets that incorporate Madrid Roadmap Climate Neutrality in its input analysis



Note. Own elaboration.

5. Selection of indicators and collection of data

based on the GUMF methodology framework previously explained at the beginning of this Chapter. Once the SDGs targets were identified, a set of indicators was established to measure impact. The indicators were chosen according to their applicability and availability and the focus on measuring impact.

The collection of necessary data was obtained from sources mentioned in Figure 21. These official reference documents at the European, national and local levels were used to identify indicators because they offer several advantages: (i) the data necessary for calculating them exist in official sources, (ii) they have open and repeatable calculation methodologies, (iii) they are localised, and (iv) they can be updated, as far as possible, beyond the organisation carrying out the analysis (i.e., they can be audited).

Eurostat, Spanish National Statistics Institute (INE) and the Madrid City Council statistics are the official databases used to gather outcome indicators. The effort indicators are compiled from Madrid City Council's open data sources.

A summary of output indicators by the source is available on page 69. More detail on the indicators and references can be found in the Annexes.

In the case of the output indicators, the ones coinciding with the Global Urban Monitoring Framework indicators or the Spanish Urban Agenda indicators have been specified.

Baseline and target values

To analyse the evolution of the indicators, a baseline was set, which is 2015, the year when the 2030 Agenda was adopted. In addition, a current value (the most recent data available) and a target value were set. The sources used for selecting the target value were the Report of the Spanish Network for 2030 Agenda, the Madrid Localisation Strategy, or the desirable trend for the 2030 horizon. Additionally, some indicators from the Spanish Urban Agenda monitoring and evaluation framework were included to help identify transversal strategies.

In the case of indicators that do not present a specific numerical figure, they have been formulated as a progressive increase or decrease concerning the base value. They are shown in the data analysis as "Trend".

Triple analysis

When applying the GUMF in terms of the Degree of Urbanization, several output indicators have been measured in a triple analysis: at the municipal, the Greater Madrid Area and the Madrid Functional Urban Area.

Table 5. Output indicators coinciding with the Spanish Urban Agenda

SDG	Target	Output indicator
SDG3	3.6 Reduce Road injuries and deaths	Traffic fatalities
SDG8	8.5 Full employment and decent work with equal pay	Unemployment rate
SDG11	11.2 Affordable and sustainable transport systems	Number of passengers in Municipal Public Transport (EMT)
		Number of passengers in Municipal Public Transport (Metro Madrid)
	11.6 Reduce the environmental impact of cities	Air Quality Index
SDG13	11.7 Provide access to safe and inclusive green and public spaces	The green area per capita
	13.2 Integrate climate change measures into policies and planning	Total greenhouse gas emissions per year

Note. Own elaboration.

Table 6. Output indicators coinciding with GUMF indicators

SDG	Target	Output indicator
SDG1	1.2 Reduce poverty by at least 50%	At-risk-of-poverty rate
SDG3	3.4 Reduce mortality from non-communicable diseases and promote mental health	Life expectancy at birth
		Premature mortality rate
SDG5	3.6 Reduce Road injuries and deaths	Traffic fatalities
	5.4 Value unpaid care and promote shared domestic responsibilities	Domestic and care work ratio
	5.5 Ensure full participation in leadership and decision-making	The proportion of seats held by women in sub-national local governments The ratio between the number of men and women in management positions
SDG8	8.5 Full employment and decent work with equal pay	Unemployment rate
	8.6 Promote youth employment, education and training	Youth not in education, employment or training (NEET)
SDG10	10.4 Adopt fiscal and social policies that promote equality	Gini coefficient
SDG11	11.2 Affordable and sustainable transport systems	Number of passengers in Municipal Public Transport (EMT)
		Number of passengers in Municipal Public Transport (Metro Madrid)
	11.4 Protect the world's cultural and natural heritage	Cultural Index
	11.6 Reduce the environmental impact of cities	Air Quality Index
SDG13	11.7 Provide access to safe and inclusive green and public spaces	The green area per capita
		Total greenhouse gas emissions per year
SDG15	15.2 End deforestation and restore degraded forests	Change in tree cover
SDG16	16.1 Reduce violence everywhere	Crime rate
	16.6 Develop effective, accountable and transparent institutions	Municipal Transparency Index

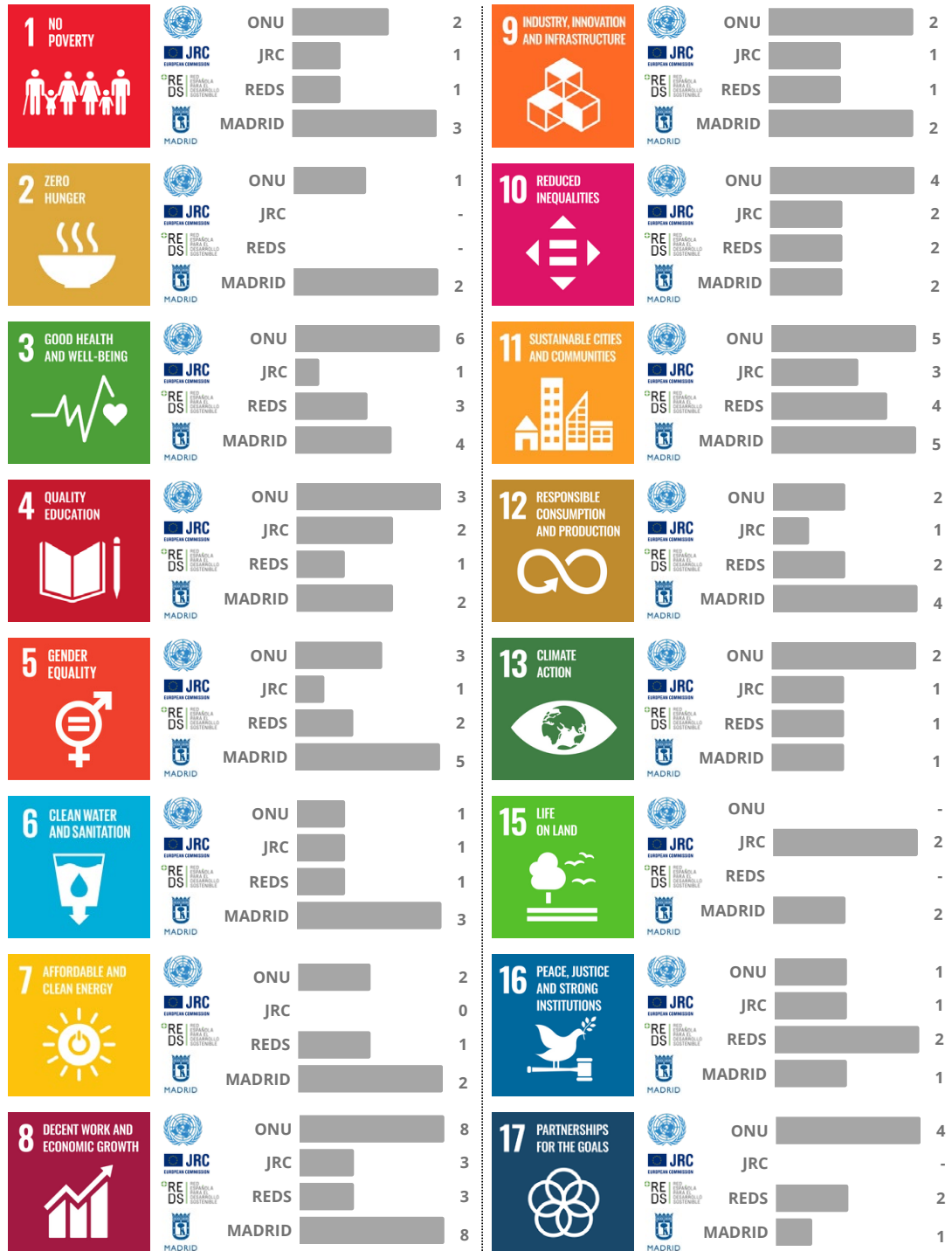
Note. Own elaboration.

Table 7. Output indicators with a triple analysis

SDG	Target	Output indicator	Territorial analysis	
SDG1	1.2 Reduce poverty by at least 50%	At-risk-of-poverty rate	Triple analysis	
		At the risk of poverty rate (over 65 years)	Triple analysis	
		At the risk of poverty rate (under 18 years)	Triple analysis	
SDG3	3.4 Reduce mortality from non-communicable diseases and promote mental health	Life expectancy at birth	Triple analysis	
		Premature mortality rate	Triple analysis	
	3.6 Reduce Road injuries and deaths	Traffic fatalities	Triple analysis	
SDG4	4.2 Equal access to quality pre-primary education	Children 0-4 years in daycare or school	Triple analysis	
	4.4 Increase the number of persons with relevant skills for financial success	The proportion of the population aged 25-64 qualified with the highest level of education	Triple analysis	
SDG5	5.1 End discrimination against women and girls	Difference between at-risk-of-poverty rate by gender	Triple analysis	
SDG7	7.3 Double the improvement in energy efficiency	Energy intensity rate	Triple analysis	
SDG8	8.1 Sustainable economic growth	Gross Domestic Product annual growth rate	Triple analysis	
		8.2 Diversify, innovate and upgrade for economic productivity	Productivity ratio	Triple analysis
		8.3 Promote policies to support job creation and growing enterprises	Small and Medium Enterprises per 1,000 inhabitants	Triple analysis
		8.5 Full employment and decent work with equal pay	Unemployment rate	Triple analysis
		8.9 Promote beneficial and sustainable tourism	Tourism GDP growth	Madrid Functional Urban Area
SDG9	9.3 Increase access to financial services and markets	Employment dependency ratio by sector	Triple analysis	
	9.5 Enhance research and upgrade industrial technologies	Number of national patents with an applicant from the city of Madrid	Triple analysis	
SDG10	10.4 Adopt fiscal and social policies that promote equality	Gini coefficient	Triple analysis	
		S80/S20 Income distribution	Triple analysis	
	10.7 Responsible and well-managed migration policies	Foreign employment rate	Triple analysis	
SDG11	11.1 Safe and affordable housing	Housing Access Index	Triple analysis	
		Population living in vulnerable sections	Triple analysis	
SDG12	12.6 Encourage companies to adopt sustainable practices and sustainability reporting	Number of organisations with eco-management and audit scheme	Greater Madrid Area and Municipality	
SDG16	16.1 Reduce violence everywhere	Crime rate	Greater Madrid Area and Municipality	
	16.6 Develop effective, accountable and transparent institutions	Municipal Transparency Index	Greater Madrid Area and Municipality	
SDG17	17.1 Mobilise resources to improve domestic revenue collection	Strength and autonomy of the municipal institution in budgetary terms	Triple analysis	
	17.4 Assist developing countries in attaining debt sustainability	Debt per GDP	Triple analysis	
		Debt per inhabitant	Triple analysis	
	17.8 Strengthen the science, technology and innovation capacity of least developed countries	White areas	Triple analysis	

Note. Own elaboration.

Summary of Output Indicators by source per SDG



* The sum of indicators in this summary does not correspond to the total number of output indicators in the analysis, for some of these indicators are present in more than one source.

Table 8. Output indicators by source

Target	Indicator	Level	ONU	UNHABITAT	JRC	REDS	MADRID	SUA
1.2	At-risk-of-poverty rate	Triple Analysis						
1.3	At-risk-of-poverty rate (Over 65 years)	Triple Analysis						
1.3	At-risk-of-poverty rate (Under 18 years)	Triple Analysis						
1.3	Number of households receiving Minimum Insertion Income (RMI) or income guarantee programme in the city of Madrid	Madrid municipality						
1.4	Percentage of people with delay in basic household supply payments	Madrid municipality						
1.4	Percentage of population unable to maintain a comfortable temperature at home	Madrid municipality						
2.1	Percentage of people who cannot afford a meal of meat, poultry or fish at least every second day	Madrid municipality						
2.2	Share of overweight or obese children in the population	Madrid municipality						
2.3	Kilograms of proximity products commercialized in Mercamadrid	Madrid municipality						
3.4	Life expectancy at birth	Municipality/City						
3.4	Premature mortality rate	Triple Analysis						
3.5	Harmful alcohol consumption per capita (15 years of age and older)	Madrid municipality						
3.6	Traffic fatalities	Triple Analysis						
3.7	Proportion of appointments for maternity care and examination of adult women attended in the Municipal Community Health Centers	Madrid municipality						
3.7	Proportion of sexual and reproductive health appointments attended at Municipal Community Health Centers	Madrid municipality						
3.8	Population with household health expenditures greater than 10% of total household expenditure or income	Madrid municipality						
3.8	Population with household health expenditures greater than 25% of total household expenditure or income	Madrid municipality						
4.1	Uneducated young people	Madrid municipality						
4.2	Children 0-4 in day care or school	Triple Analysis						
4.4	Proportion of population aged 25-64 qualified with the highest level of education	Triple Analysis						
4.7	Number of beneficiaries of formal education (primary, secondary and university education) trained in projects co-financed by the Madrid City Council on Education for Sustainable Development and Global Citizenship	Madrid municipality						
5.1	Difference between at-risk-of-poverty rate by sex	Triple Analysis						
5.2	Number of fatal victims of gender violence	Madrid municipality						
5.2	Victims of gender-based violence	Madrid municipality						
5.4	Domestic and care work ratio	Madrid municipality						
5.5	Proportion of seats held by women in local governments	Madrid municipality						
6.3	Percentage of wastewater generated in the city of Madrid that is treated in facilities with nutrient removal systems and tertiary advanced filtration and disinfection treatments.	Madrid municipality						
6.4	Domestic water consumption per capita	Madrid municipality						
6.4	Total water consumption per capita	Triple Analysis						
6.6	Kilometres of restored watercourses on urban land	Madrid municipality						
7.2	Percentage of total electrical energy consumed that is generated by municipal PV installations	Madrid municipality						
7.2	Renewable energy share of energy consumed	Madrid municipality						
7.3	Energy intensity	Triple Analysis						

Target	Indicator	Level	ONU	UNHABITAT	JRC	REDS	MADRID	SUA
8.1	Gross Domestic Product annual growth rate	Triple Analysis						
8.2	Productivity ratio	Triple Analysis						
8.3	SMEs per 1000 inhabitants	Triple Analysis						
8.4	Percentage of public contracts with fair trade and sustainable consumption and production clauses out of total municipal contracting							
8.5	Employment rate	Madrid municipality						
8.5	Female employment rate	Madrid municipality						
8.5	Female unemployment rate	Madrid municipality						
8.5	Senior employment rate	Madrid municipality						
8.5	Unemployment Rate	Triple Analysis						
8.5	Youth unemployment rate	Madrid municipality						
8.6	Youth not in education, employment or training (NEET)	Madrid municipality						
8.9	Tourism GDP growth	Triple Analysis						
8.9	Hospitality industry employment as a proportion of total employment	Madrid municipality						
9.1	City Transport Performance	Madrid municipality						
9.3	Employment dependency ratio by sector	Triple Analysis						
9.4	Total industry greenhouse gas emissions per industry GDP	Madrid municipality						
9.5	Number of European patents with an applicant from the city of Madrid	Madrid municipality						
9.5	Number of National patents with an applicant from the city of Madrid	Triple Analysis						
9.5	Startups attraction Index	Madrid municipality						
10.2	Unemployed people with disabilities	Madrid municipality						
10.4	Gini coefficient	Triple Analysis						
10.4	S80/S20 income distribution	Triple Analysis						
10.7	Foreign employment rate	Triple Analysis						
11.1	Housing Access Index	Municipality/City						
11.1	Percentage of the household budget spent on housing, water, electricity, gas and other fuels	Madrid municipality						
11.1	Population located living in vulnerable sections	Triple Analysis						
11.2	Number of passengers in Municipal Public Transport (EMT)	Madrid municipality						
11.2	Number of passengers in Municipal Public Transport (Metro Madrid)	Madrid municipality						
11.4	Cultural Index	Madrid municipality						
11.4	Protection and management of the Historic-Artistic Heritage per inhabitant	Madrid municipality						
11.6	Air quality Index	Madrid municipality						
11.6	Urban Domestic Waste per capita	Madrid municipality						
11.7	Green area per capita	Madrid municipality						
11.b	Design volume (m3) of installed Sustainable Urban Drainage Systems (SUDS)							
12.3	Share of non-recovered organic waste in the total input of goods	Madrid municipality						
12.5	Recycling rate	Madrid municipality						
12.6	EMAS registered organisations	Municipality/City						
12.7	Proportion of municipal contracts incorporating social or environmental criteria	Madrid municipality						
12.8	Share of population with access to an urban vegetable garden no more than 10 minutes from where they live in Madrid	Madrid municipality						
12.8	Number of people made aware of projects co-financed by the City Council							

Target	Indicator	Level	ONU	UNHABITAT	JRC	REDS	MADRID	SUA
13.1	People Affected by Disasters	Madrid municipality						
13.2	Total greenhouse gas emissions per capita	Triple Analysis						
15.1	City tree cover	Madrid municipality						
15.2	Change in tree cover	Madrid municipality						
15.8	Number of Monk parakeets registered in the municipality							
16.1	Crime rate	Municipality/City						
16.1	Perception of safety in the city							
16.1	Population under 18 years of age who are victims of domestic violence							
16.1	Notifications of serious child abuse from RUMI (Registro Unificado de Maltrato Infantil) in the Community of Madrid (cases per 100,000 < 18 years)							
16.6	Municipal Transparency Index	Municipality/City						
16.7	Participatory budgeting	Madrid municipality						
17.1	Strength and autonomy of the municipal institution in budgetary terms							
17.2	Proportion of the unconsolidated municipal budget allocated to public policy on global citizenship and international development co-operation	Madrid municipality						
17.4	Debt per GDP	Triple Analysis						
17.4	Debt per inhabitant	Triple Analysis						
17.8	White Areas	Triple Analysis						

6. Reporting on impact analysis through SDG target fact sheets.

After collecting the data and calculating the indicators, a fact sheet analysing the different goals was created, adapting the GUMF blocks model already presented in the methodology framework.

The template fact sheet for each Madrid localisation SDGs target includes:

1. Madrid Localisation Strategy target, listed under “Madrid Target”.
2. An “Inputs” section that draws from the main documents already mentioned, including the Localisation Strategy for the Sustainable Development Goals of the 2030 Agenda in the City of Madrid and the Government Operational Programme 2019-2023.
3. Additional “inputs”, when relevant from the two zoom-in projects: Madrid Nuevo Norte and the Madrid Roadmap towards Carbon Neutrality by 2050.

4. The selected “input” indicators (effort) used to monitor the implementation of the identified “input” actions.

5. Proposed “Output” indicators (result) to measure the achievement of the Madrid Localisation SDGs targets.

6. Graphs showing a visual representation of the “output” indicator evolution over time, and a prediction of the behaviour towards the future or the distance from the set target for that indicator.

When flagship projects, especially Madrid Nuevo Norte due to its scale, have a significant impact on the analysis of SDG performance by the city of Madrid, additional specific information was added to the corresponding fact sheet to highlight its relevance.

Finally, an impact box was created for each fact sheet to interpret the alignment and coherence of input (actions), output, and outcome indicators in the Madrid Localisation SDG target. The example below shows the template used for the fact sheets.

SDG target factsheet template

SDG target info:
icon, number,
and short name



11.7

Provide access to safe and inclusive green and public spaces

GUMF bar, added
to those SDG
targets that are
localised in the
GUMF

GUMF

DESCRIPTION

By 2030, provide universal access to safe, inclusive and accessible, green and public spaces, in particular for women and children, older persons and persons with disabilities

Localised target
in Madrid's SDG
Localisation
Strategy

MADRID TARGET

Localisation target 11.12 - By 2030 progressively increase green areas in the city



INPUT

Identified and
aligned actions
from Madrid's
Localisation
Strategy, or
Government
Operational
Programme



Localisation Strategy for the SDGs of the 2030 Agenda

Increase and improve the amount and quality of the green urban areas in the city

Government Operational Programme 2019 - 2023

Madrid City for all Families

Enhancing safety and improving emergency response

- Safety, coexistence and recovery of particularly degraded neighbourhoods

Madrid Sustainable City

Making Madrid a green and clean city

- Maintenance and improvement of trees, parks and green areas.

Promote territorial transformation and rebalancing through rehabilitation, regeneration and urban renewal.

- Start-up of large urban development projects

Identified and
aligned actions
from Madrid
Nuevo Norte



18 allotments of more than 1ha for basic green areas.

Dense, compact, mixed-use city model to generate living public spaces, with dense city building densities 1.05-1.75

Design an environmental axis that will function as a structuring axis of the development and also as a connector between Madrid and nature, also allowing the conservation of the existing cultural heritage in the area by integrating the two shrines located in the project within the new environmental corridor.

Creation of more than 445,000 m2 of new green areas that promote biodiversity and the variety of ecosystems and improve comfort conditions in the public space with the use of plant species adapted to Madrid's climate with low water consumption.

* When pertinent, identified and aligned actions from Madrid's 360 Roadmap will be also added in a separate Input box.



Functional cultural programme with a mix of uses and activities for the whole of Madrid Nuevo Norte to ensure the activation of the spaces.

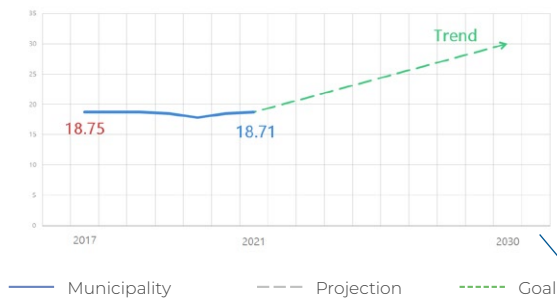
INDICATORS TO MONITOR THE IMPLEMENTATION

Number of street trees

851,703 (2018)

↑ OUTPUT INDICATOR

Green area per capita			
Disaggregation level	Unit	Years	Update Frequency
Municipality	m2/inh.	2021	Annual



3.2
Environment Inclusive

2.3
Quality and accessibility of public spaces

Input indicators (effort), used to monitor the implementation of the identified input actions

Output indicators (result), used to measure the SDG target achievement

GUMF and Spanish Urban Agenda indicator alignment boxes

Output indicator graph, including base value, current value and target value for 2030

✓ IMPACT

Public open and green spaces are pieces of land that are undeveloped or land with no buildings that is accessible to the public without charge, and provides recreational areas for residents to enhance the beauty and environmental quality of neighbourhoods. Public spaces in general are meeting or gathering places that exist outside the home and workplace, with the particularity that they could also have functional uses. Safe and green public spaces are very important for social interaction and economic activities for women, children, elder, and people with disabilities to improve the development and desirability of a community.

Moreover, public spaces support people to be physically active, linked to SDG 3; they intend to be safe spaces for women and girls for reducing violence against them, linked to SDG 5; they serve as workplaces for many informal workers, linked to SDG 8; and providing green and efficient public spaces in cities addresses both climate change mitigation and resilience, tackling SDG 13. Therefore, public spaces are an opportunity for cities like Madrid to address SDGs in a transversal way.

Impact box to detail the impact of the input actions in the SDG target and the global achievement of the SDG

* When pertinent, an additional "Zoom-in to Madrid Nuevo Norte" box is added to the fact sheet after the Impact box previously shown.

* When the Output indicator graph's disaggregation level is the triple analysis, the caption is as follows:

- Greater Madrid Area
- Municipality
- Functional Urban Area

CHAPTER 6

Measuring the SDGs Progress in Madrid

1 NO POVERTY





1.2

Reduce poverty by at least 50%

GUMF

DESCRIPTION

By 2030, reduce at least by half the proportion of men, women, and children of all ages living in poverty in all its dimensions according to national definitions.

MADRID TARGET

Localisation Target 1.1 - By 2030, halve the risk of poverty or social exclusion.

INPUT



Government Operational Programme 2019 - 2023

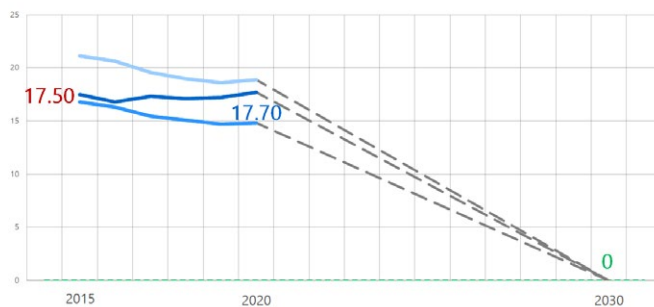
Madrid, a city for all families

Increase the intervention capacity of municipal services to help the most vulnerable individuals:

- Offering assistance through the City Council Social Services;
- Providing social and fiscal support for families, including their most vulnerable members such as older persons, dependent person, and children.
- Offering tax reductions in favour of families.

OUTPUT INDICATOR

At risk of poverty rate			
Disaggregation level	Unit	Years	Update Frequency
Triple analysis	%	2020	Annual



- Greater Madrid Area
- Municipality
- Functional Urban Area

--- Projection Goal



IMPACT

To make progress towards reducing poverty, a multifaceted approach that addresses various dimensions of poverty, including access to education, health-care, and social protection, is required. Although the poverty indicator in Madrid is close to meeting its target, taking the final step towards compliance may necessitate specific actions to prevent situations of poverty or to create opportunities for at-risk groups.



1.3 Implement social protection systems

DESCRIPTION

Implement nationally appropriate social protection systems and measures for all, including floors, and by 2030 achieve substantial coverage of the poor and the vulnerable.

MADRID TARGET

Localisation Target 1.2 – By 2030, continuously improve the care of older persons by the municipal social services.

Localisation Target 1.3 – By 2030, progressively reduce the percentage of persons feeling lonely in the city of Madrid.



INPUT



Localisation Strategy for the SDGs of the 2030 Agenda

- Increase of the economic aid programmes directed to basic needs coverage of vulnerable population

Government Operational Programme 2019 - 2023

Madrid, a city for all families

Increase the intervention capacity of municipal services to help the most vulnerable persons:

- Reformulate the Social Services care model.
- Expand the municipal network of Social Services Centres and Primary Social Care.
- Take urgent action through Social Services.

Provide social and fiscal support for families and their most vulnerable members, such as older persons, dependent persons, and children.

Improve the quality of life for families.

Enhance safety and improving emergency response.

Provide citizen protection and service.

Madrid, a sustainable city

Promote territorial transformation and rebalancing through rehabilitation, regeneration, and urban renewal.

Renovate public spaces with accessibility and sustainability criteria.

Madrid, responsible, transparent and easy

Encourage citizen participation and promote voluntarism.

Implement open government policies and citizen participation.

INDICATORS TO MONITOR THE IMPLEMENTATION

Percentage of persons over 80 years of age supported by municipal social services

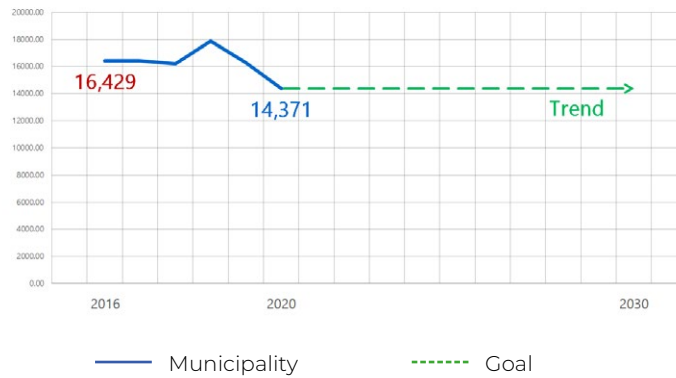
61.01% (2021)

Number of municipal financial economic aids (school canteen) for basic needs coverage

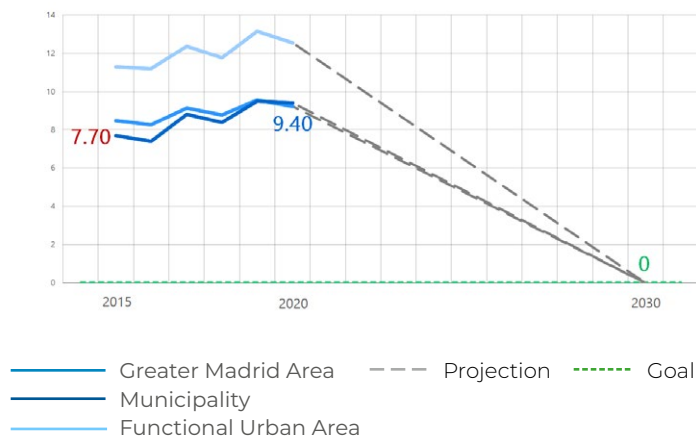
22,969 (2021)

↑ OUTPUT INDICATOR

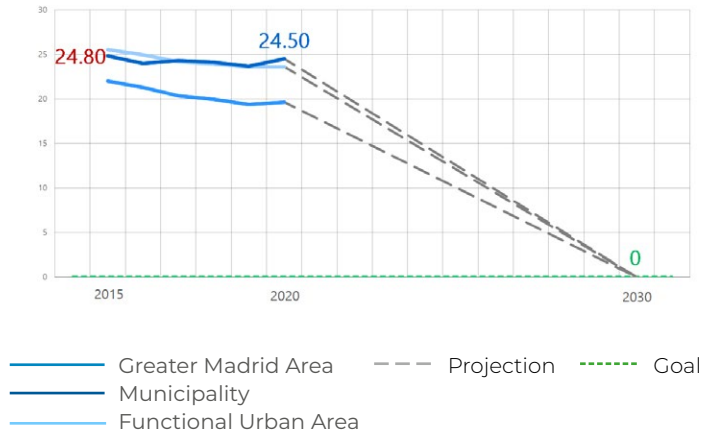
Number of families receiving the Regional Minimum income (RMI) or income guarantee programmes			
Disaggregation level	Unit of measure	Years	Update Frequency
Municipality	Number	2020	Annual



At risk of poverty rate (Over 65 years)			
Disaggregation level	Unit of measure	Years	Update Frequency
Triple analysis	%	2020	Annual



At risk of poverty rate (Under 18 years)			
Disaggregation level	Unit of measure	Years	Update Frequency
Triple analysis	%	2020	Annual



IMPACT

Despite the pandemic reversing decades of progress in poverty reduction, the rate of decrease in Madrid city has slowed down. To achieve the target of reducing poverty by 2030, it is necessary to increase the percentage of aid and plans for vulnerable groups, ensuring they reach all those in need.



1.4

Equal rights to ownership, basic services, technology and economic resources

DESCRIPTION

By 2030, ensure that all men and women, in particular the poor and the vulnerable, have equal rights to economic resources, as well as access to basic services, ownership and control over land and other forms of property, inheritance, natural resources, appropriate new technology and financial services, including microfinance.

MADRID TARGET

Localisation Target 1.5 - By 2030, reduce by half the proportion of persons living in energetic poverty.

↓ INPUT



Localisation Strategy for the SDGs of the 2030 Agenda

- Support families with difficulties to pay for their home's basic supply

Government Operational Programme 2019 - 2023

Madrid, a city for all families

Social and fiscal support for families and their most vulnerable members, such as the older persons, dependent persons and children.

- Expansion of the municipal network of Day Care and Senior Citizen Centres
- Healthy and Sustainable Food Strategy

Facilitating education and housing as a vector for personal and social development.

- Access to housing

Fight against homelessness, with housing and employment as the main lines of intervention.

- Fight against homelessness

Enhancing safety and improving emergency response

- Fight against 'illegal squatting'.

Madrid, a sustainable city

Promote territorial transformation and rebalancing through rehabilitation, regeneration and urban renewal.

- Housing Observatory.



Madrid, responsible, transparent and easy

Addressing the impact of Covid-19:

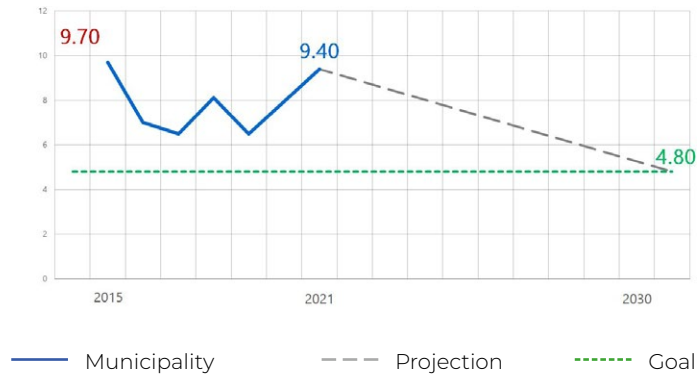
- Guarantee of basic public services at all times
- Help and support to those at home, facilitate confinement.
- Guarantee of food, housing and other basic needs, especially for the most needy.
- Economic and fiscal aid to mitigate the negative economic effects that may occur in certain sectors of the City's economy.



Twenty per cent of the new housing built in Madrid Nuevo Norte will be subsidized housing (limited price housing)

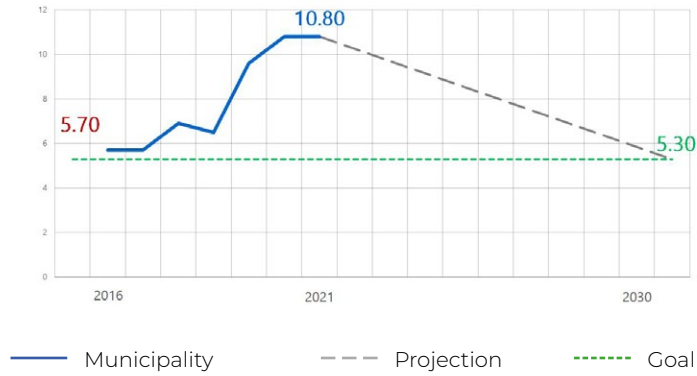
↑ OUTPUT INDICATOR

Percentage of persons who fall behind in their utility bill payments			
Disaggregation level	Unit of measure	Years	Update Frequency
Municipality	%	2021	Annual



Percentage of the population unable to maintain a comfortable temperature at home

Disaggregation level	Unit of measure	Years	Update Frequency
Municipality	%	2021	Annual



IMPACT

Further efforts are required to achieve the overall target, as the second output indicator shows a step back from the ultimate 2030 target. Like many other targets, this one should not be analysed in isolation, as factors such as employment and income can have a significant impact on both output indicators graphed above.

Uprising transversal projects like Madrid Nuevo Norte could contribute to ensuring that all men and women have equal access to economic resources, basic services, and control over land and other forms of property.

2 ZERO HUNGER





2.1 Universal access to safe and nutritious food

DESCRIPTION

By 2030, end hunger and ensure access by all people, in particular the poor and people in vulnerable situations, including infants, to safe, nutritious and sufficient food all year round.

MADRID TARGET

Localisation Target 2.1 - By 2030, reduce severe material deprivation in the city of Madrid.

INPUT



Government Operational Programme 2019 - 2023

Madrid, a city for all families

Increase the intervention capacity of municipal services to help the most vulnerable persons.

- Expansion of the municipal network of Social Services Centres - Primary Social Care
- Assistance through Social Services

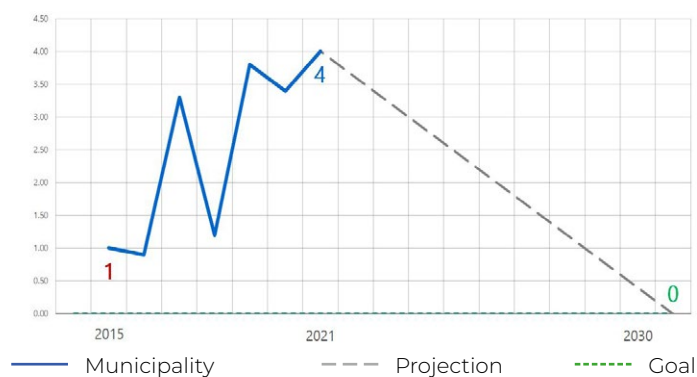
Social and fiscal support for families and their most vulnerable members, such as the older persons, dependent persons and children.

- Healthy and Sustainable Food Strategy

OUTPUT INDICATOR

Percentage of the population who cannot afford a meal of meat, poultry, or fish at least every second day

Disaggregation level	Unit of measure	Years	Update Frequency
Municipality	%	2021	Annual



✓ **IMPACT**

In contrast to the behaviour of housing and poverty indicators in SDG1, the number of persons suffering from food insecurity is gradually increasing in Madrid city. The lack of access to safe and nutritious food among the poor and vulnerable population, including infants, directly affects the well-being of children and increases the prevalence of malnutrition, which is related to SDG target 2.2.

To improve progress towards SDG2.1 target, responsive and preventive actions must be taken to promote accessible food prices and/or subsidies for those in need.





2.2 End all forms of malnutrition

DESCRIPTION

By 2030, end all forms of malnutrition, including achieving, by 2025, the internationally agreed targets on stunting and wasting in children under 5 years of age, and address the nutritional needs of adolescent girls, pregnant and lactating women and older persons.

MADRID TARGET

Localisation Target 2.2 - By 2030, reduce overweight and obesity in the population.

INPUT



Localisation Strategy for the SDGs of the 2030 Agenda

Increasing the support for adult and child nutrition to reduce obesity and overweight

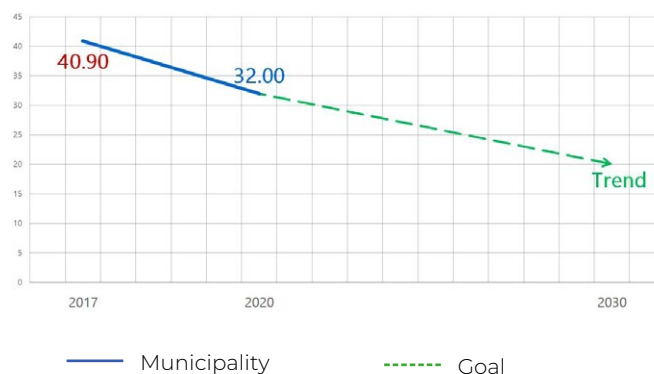


Increase the accessibility to sport facilities

OUTPUT INDICATOR

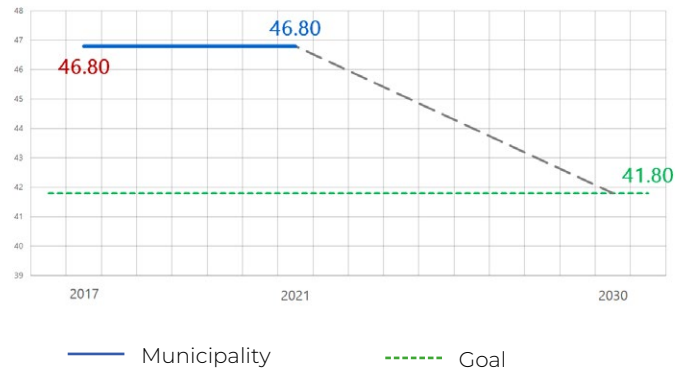
Share of child population (aged between 2 and 17) with a Body Mass Index (BMI) of overweight or obesity

Disaggregation level	Unit of measure	Years	Update Frequency
Municipality	%	2020	Annual



**Share of population (aged over 18)
with a Body Mass Index (BMI) of overweight or obesity**

Disaggregation level	Unit of measure	Years	Update Frequency
Municipality	%	2021	Annual



IMPACT

Madrid city has developed good practices for ensuring accessibility to sports facilities, with increasing support for both adults and children. Regular physical activity leads to a reduction in overweight and body mass indexes in both adult and infant population. When accompanied by good nutrition programs, as outlined in other SDG2 targets, Madrid can successfully ensure healthy lives and promote well-being for all ages. These efforts can also have a positive impact on targets in SDG3.





2.3

Double the productivity and incomes of small-scale food producers

DESCRIPTION

By 2030, double the agricultural productivity and incomes of small-scale food producers, in particular women, indigenous peoples, family farmers, pastoralists and fishers, including through secure and equal access to land, other productive resources and inputs, knowledge, financial services, markets and opportunities for value addition and non-farm employment.

MADRID TARGET

Localisation Target 2.3 - By 2030, promote the marketing of local and organic products, highlighting circular economy and the work of farmers, livestock breeders and wholesalers in sustainable and efficient marketing.

INPUT



MADRID

Localisation Strategy for the SDGs of the 2030 Agenda

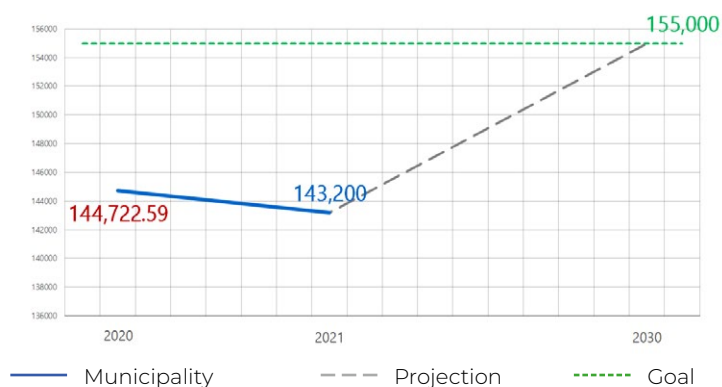
Promotion of proximity and ecological product commercialization

INDICATORS TO MONITOR THE IMPLEMENTATION

Number of stalls in municipal markets offering local organic food products

71 (2021)

Tons of proximity products commercialized in Mercamadrid			
Disaggregation level	Unit of measure	Years	Update Frequency
Municipality	Ton	2021	Annual



✓ **IMPACT**

Madrid's agricultural productivity has progressed significantly recently, and given the upward trend, it is likely to achieve the target before 2030. The achievement of this target largely depends on promoting sustainable production systems and increasing investment in rural and agricultural areas, with particular attention to women, family farmers, pastoralists, and fishers. Fostering local production by supporting and connecting local producers to sell in local commerce and markets is key.

3 GOOD HEALTH AND WELL-BEING





3.4

Reduce mortality from non-communicable diseases and promote mental health

GUMF

DESCRIPTION

By 2030, reduce by one third premature mortality from non-communicable diseases through prevention and treatment and promote mental health and well-being.

MADRID TARGETS

Localisation Target 3.1 - Improve the health of the population of Madrid through the promotion of physical activity.

Localisation Target 3.2 - By 2030, life expectancy at birth will have increased by more than 2.3 years for men and by more than 0.5 years for women over the baseline.

Localisation Target 3.3 - By 2030, the gap in life expectancy at birth between city districts will be reduced to approximately 1.5 years between the highest and lowest for men and 1 year for women.



INPUT



Localisation Strategy for the SDGs of the 2030 Agenda

- Increase the number of spots in municipal sports centres for persons over 65 years enrolled in activities.
- Sports prescription that allows primary care centres to prescribe physical activity in their reference sports centre
- Children's sports schools for children aged between 3 and 13 years structured in several levels, including the initiation level.

Government Operational Programme 2019 - 2023

Madrid, a city for all families

Enhancing safety and improving emergency response

- Municipal Emergency Plan of the Madrid City Council
- Strengthening of security, emergency and health areas
- Reinforcement of security, emergency and mobility forces
- Citizen protection and service

To guarantee the sanitary conditions of the City and promote healthy habits that improve the quality of life.

- Prevention of disease and promotion of health and wellness

Madrid, an open, cultured and sporting city. Increase sports infrastructures and services and promote sports as a healthy and inclusive tool.

- Promotion of sports
- Promotion of educational centres as promoters of physical activity and sports.
- Health, social inclusion and equity through sport
- New sports infrastructure
- Remodelling of sports infrastructure

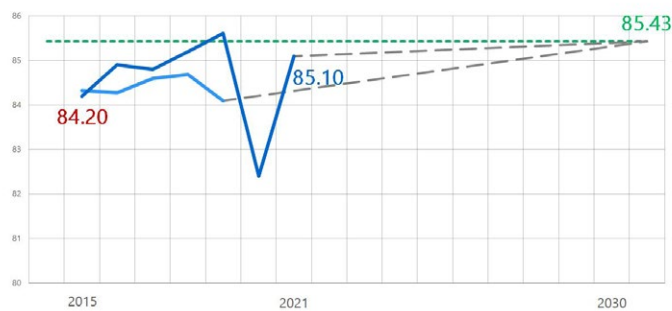
INDICATORS TO MONITOR THE IMPLEMENTATION

Number of occupied spots in the activities organized for the older persons	12,225 (2021)
Number of districts implementing the “sports prescription” in at least one municipal sport facility	11 (2021)
Number of healthy routes of the “Walking People Project” (WAP)	21 (2021)
Number of students in children’s sports initiation schools in municipal sports centres	27,022 (2021)



OUTPUT INDICATOR

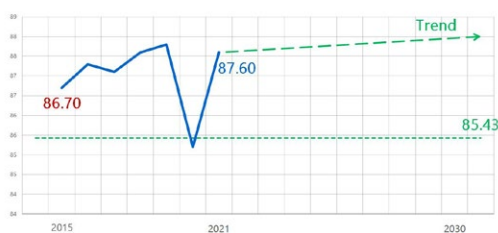
Life expectancy at birth			
Disaggregation level	Unit of measure	Years	Update Frequency
City/Municipality	Years	2021	Annual



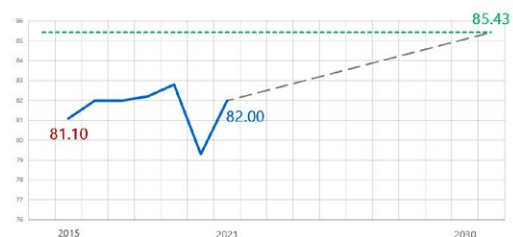
1.1
Society
Safe & Peaceful

— Greater Madrid Area — Projection — Goal
— Municipality

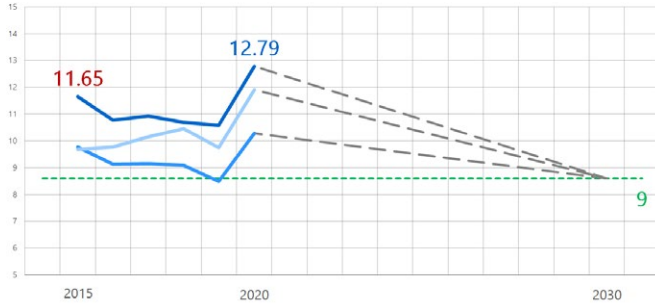
Males



Females



Premature mortality rate			
Disaggregation level	Unit of measure	Years	Update Frequency
Triple analysis	x 10,000 inh.	2020	Annual




1.3
Society
Resilient



IMPACT

Prior to the Covid-19 pandemic, progress had been made in many health areas. The disruption caused by the pandemic halted this progress, having negative effects, particularly on mental health. Despite this setback, and analysing the numbers from the pandemic period separately, the increase in the number of sports centres and the prescription of physical activity by primary care centres, as well as the provision of children's sport facilities in schools, has had a significant impact on health and the increase in life expectancy in Madrid. These improvements also reduce avoidable mortality related to both preventable and treatable causes of death.



3.5 Prevent and treat substance abuse

DESCRIPTION

Strengthen the prevention and treatment of substance abuse, including narcotic drug abuse and harmful use of alcohol.

MADRID TARGET

Localisation Target 3.4 - By 2030, reduce progressively the prevalence of online and face-to-face gambling in students between 14 and 18 years of age.

Localisation Target 3.5 - By 2030, progressively reduce the number of persons affected by drug dependency.



INPUT



Localisation Strategy for the SDGs of the 2030 Agenda

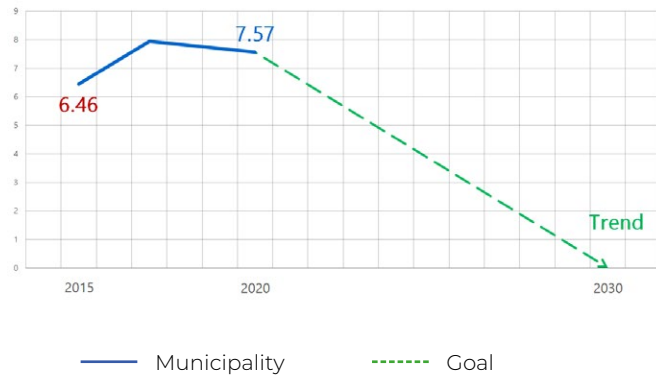
Improve drug dependency attention in municipal drug dependency attention centres

INDICATORS TO MONITOR THE IMPLEMENTATION

Number of requests for care in the municipal Drug Dependency Care Centres

1,720 (2021)

Harmful alcohol consumption per capita (15 years of age and older) during a calendar year in litres of pure alcohol			
Disaggregation level	Unit of measure	Years	Update Frequency
Municipality	Litres per capita	2020	Annual



✓ IMPACT

Several factors, including socioeconomic aspects, the state of the city design, access to and use of health services, and lifestyle-related risk factors such as alcohol and drug consumption and dependency, affect the health of individuals. The decreasing requests for care for drug dependency reflected in the indicator to monitor Madrid's action could indicate a reduction in drug abuse; however, this is contrary to the increase in the consumption of alcohol reflected in the output indicator, which had the opposite effect. Improving not only drug dependency attention in municipal drug dependency centres but also controlling the consumption, acquisition, and addiction to alcohol and drugs will contribute to public health issues related to SDG3 and SDG11.2, ensuring a safe and resilient city. Additionally, it could reflect a reduction in alcohol or drug dealing in the streets (often accompanied by violence) in favour of enhancing public safety perception.



3.6 Reduce road injuries and deaths

GUMF

SPANISH URBAN AGENDA

DESCRIPTION

By 2020, halve the number of global deaths and injuries from road traffic accidents.

MADRID TARGET

Localisation Target 3.6 - By 2030, reduce the number of road traffic fatalities and serious injuries by 50 per cent in comparison to 2019 data.

↓ INPUT



Localisation Strategy for the SDGs of the 2030 Agenda

Road Safety Plan 2021-2030

Government Operational Programme 2019 - 2023

Madrid, a sustainable city

Ensuring sustainable mobility

- Integral Road Safety Plan



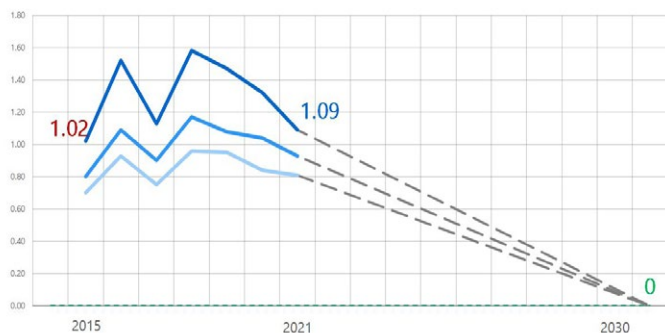
Reducing the number of lanes for road traffic and implementing traffic calming measures that will not only reduce pollution but also reduce vehicle speeds.

INDICATORS TO MONITOR THE IMPLEMENTATION

Number of persons seriously injured in road accidents

558 (2021)

Traffic fatalities			
Disaggregation level	Unit of measure	Years	Update Frequency
Triple analysis	x100,000 inh.	2021	Annual



— Greater Madrid Area - - - Projection - - - - - Goal
— Municipality
— Functional Urban Area

1.1
Society
Safe & Peaceful

5.1
City of
proximity

✓ IMPACT

The mortality rate resulting from injuries sustained in traffic accidents is high among individuals aged over 80. In comparison to the reports from 2019, the current number of fatalities and serious injuries caused by road traffic accidents has decreased by 50 percent. Implementing measures to reduce vehicle speeds and promote pedestrian circulation, such as those to be introduced in the Madrid Nuevo Norte project, could significantly improve pedestrian safety and decrease the incidence of collisions, fatalities, and serious injuries resulting from traffic accidents.



3.7

Universal access to sexual and reproductive care, family planning and education

DESCRIPTION

By 2030, ensure universal access to sexual and reproductive health-care services, including for family planning, information and education, and the integration of reproductive health into national strategies and programmes.

MADRID TARGET

Localisation Target 3.7 - By 2030, increase family planning and sexual health care.
Localisation Target 3.8 - By 2030, increase health care for early detection of Sexually Transmitted Infections (STIs).



INPUT



Localisation Strategy for the SDGs of the 2030 Agenda

“Madrid Salud” programme aimed at promoting sexual and reproductive health, as well as the prevention of unplanned/unwanted pregnancies and difficulties associated with sexualities (HIV/STIs, sexual dysfunctions, discrimination, sexual and gender-based violence, etc.)

Government Operational Programme 2019 - 2023

Madrid, a sustainable city

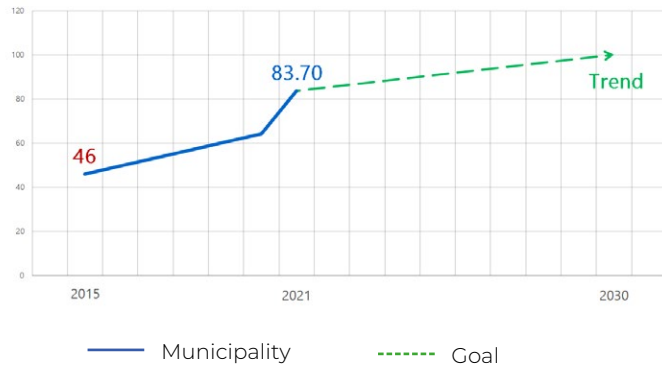
Recover and preserve public spaces and provide them with new facilities.

- Public spaces renovated with accessibility and sustainability criteria

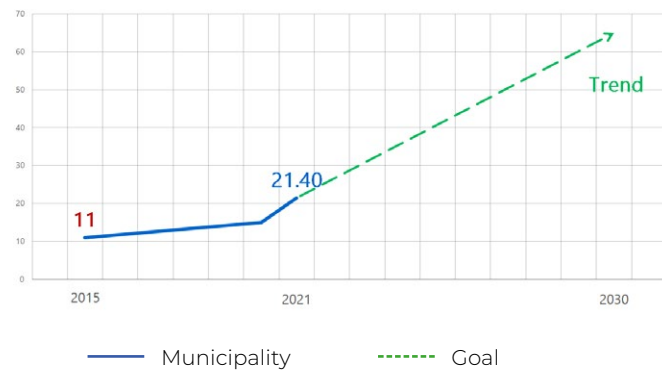


OUTPUT INDICATOR

Percentage of consultations on Sexually Transmitted Infections (STIs) in Medical Specialty Centres			
Disaggregation level	Unit of measure	Years	Update Frequency
Municipality	%	2021	Annual



Percentage of new family planning consultations within the sexual and reproductive health program			
Disaggregation level	Unit of measure	Years	Update Frequency
Municipality	%	2021	Annual



✓ **IMPACT**

The percentage of women aged 15-49 years who are able to make informed decisions regarding their sexual relations, contraceptive use, and reproductive healthcare has increased in Madrid due to the Madrid Salud Programme's initiative to promote sexual and reproductive health, as well as the prevent unplanned pregnancies and address issues related to sexualities such as HIV/STIs, sexual dysfunctions, discrimination, and sexual and gender-based violence.

To ensure equitable and comprehensive care for women seeking the programme's maternity care and reproductive health services, follow-up actions must be considered. It's essential to not only focus on the number of appointments , as this can be influenced by various factors, but also on the quality of care provided.





3.8

Achieve universal health coverage

DESCRIPTION

Achieve universal health coverage, including financial risk protection, access to quality essential health-care services and access to safe, effective, quality and affordable essential medicines and vaccines for all.

MADRID TARGET

No localisation target included in the Madrid's "Localisation Strategy for the SDGs of the 2030 Agenda". Spain guarantees universal coverage and free healthcare since 1986.

↓ INPUT



Government Operational Programme 2019 - 2023

Madrid, a city for all families

Increase the intervention capacity of municipal services to help the most vulnerable persons.

- Expansion of the municipal network of Social Services Centres - Primary Social Care

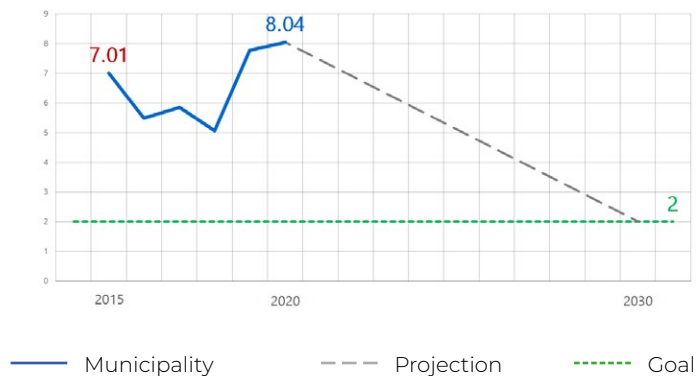
Social and fiscal support for families and their most vulnerable members, such as the older persons, dependent persons and children.

- Expansion and improvement of services for the older persons
- Prevention of loneliness in the older persons
- Expansion of the municipal network of Day Care and Senior Citizen Centres

To guarantee the sanitary conditions of the City and promote healthy habits that improve the quality of life.

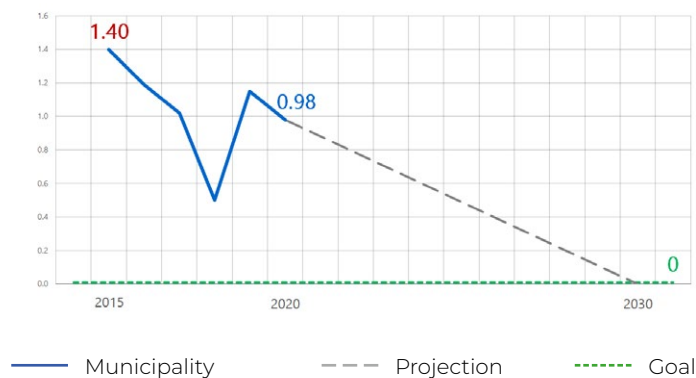
Population with household health expenditures greater than 10% of total household expenditure or income

Disaggregation level	Unit of measure	Years	Update Frequency
Municipality	%	2020	Annual



Population with household health expenditures greater than 25% of total household expenditure or income

Disaggregation level	Unit of measure	Years	Update Frequency
Municipality	%	2020	Annual



IMPACT

Public health is closely intertwined with all SDGs, and local governments must ensure that their populations have affordable access to health services. In this regard, Madrid's indicators show that health expenditure in the municipality is stabilizing at less than 25 percent, and not much more than 10 percent of their total housing expenditure income. The general trend in the indicators shows that overall expenditure is stable or decreasing, with smaller peaks in both indicator graphs.

4 QUALITY EDUCATION





4.1

Free primary and secondary education

DESCRIPTION

By 2030, ensure that all girls and boys complete free, equitable and quality primary and secondary education leading to relevant and effective learning outcomes.

MADRID TARGET

No localisation target included in the Madrid's "Localisation Strategy for the SDGs of the 2030 Agenda". Primary and secondary school are compulsory and free in Spain for all children between the ages of 6 and 16 years old.

INPUT



Government Operational Programme 2019 - 2023

Madrid, an open, cultured and sporting city to promote culture in its universal and local perspective.

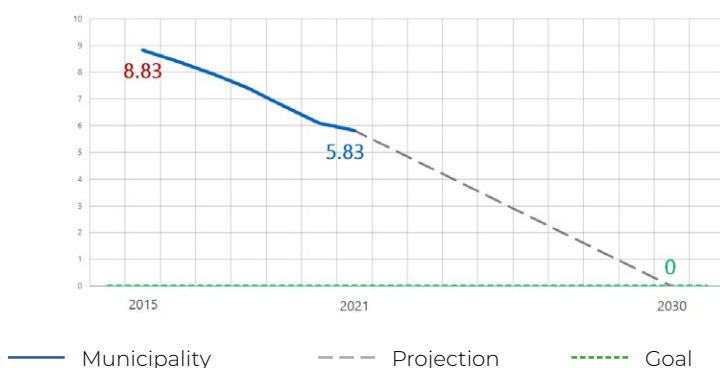
- Support for reading and the book sector



Expansion of educational facilities with the construction of two secondary schools and an occupational training centre.

OUTPUT INDICATOR

Uneducated young persons			
Disaggregation level	Unit of measure	Years	Update Frequency
Municipality	%	2021	Annual





IMPACT

The long-term consequences of a lack of education can range from unemployment and poor economic conditions to poor health and low life expectancy. To combat this, efforts must be made to construct schools and promote reading and books. These inputs are expected to increase access to formal and informal education for young people and maintain the current decreasing trend of uneducated youth shown in the graph. While Madrid's Localisation Strategy may not be directly aligned with this target, inputs related to Targets 4.2 and 4.4, which also aim to increase access to education and develop skills, could indirectly impact the output indicator for Target 4.1.



4.2 Equal access to quality pre-primary education

DESCRIPTION

By 2030, ensure that all girls and boys have access to quality early childhood development, care and pre-primary education so that they are ready for primary education.

MADRID TARGET

Localisation target 4.1 - Steadily improve the coverage of public education for children aged 0-3 years old in the city of Madrid.

↓ INPUT



Localisation Strategy for the SDGs of the 2030 Agenda

Increase public pre-primary education offer

Government Operational Programme 2019 - 2023

Madrid, a city for all families

Facilitating education and housing as a vector for personal and social development.

- Access to nursery schools and bilingualism

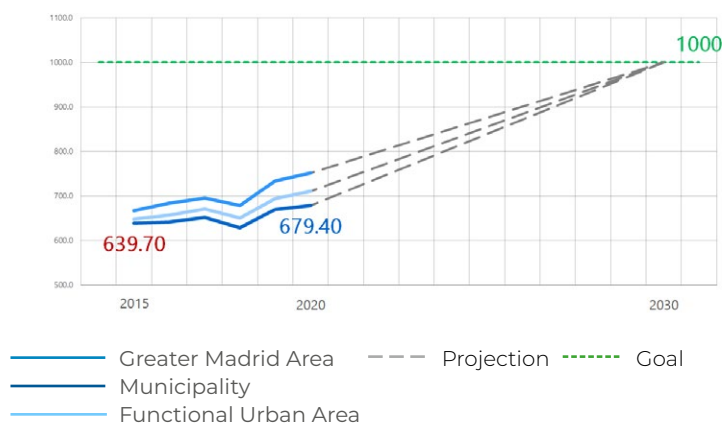


Increase in the offer of public education services, construction of three new pre-primary education facilities, three pre-primary and primary education facilities, two secondary education facilities and a vocational training centre.

↑ OUTPUT INDICATOR

Children 0-4 years in daycare or school

Disaggregation level	Unit	Years	Update Frequency
Triple Analysis	x 1,000 inh.	2020	Annual





IMPACT

Providing equal access to quality pre-primary education, early childhood education and care is often the initial step in a child’s educational journey. An inclusive and high-quality education that eliminates school segregation is a crucial aspect of sustainable development. Madrid is making progress towards achieving its 2030 target for early childhood education and training, which establishes a solid foundation for other education targets that have a significant impact on equality, culture, and environmental development in the future.

Zoom-in: Madrid Nuevo Norte



4.2 Equal access to quality pre-primary education

Madrid Nuevo Norte Impact

The proposed educational infrastructure in Madrid Nuevo Norte will contribute to a decrease in the number of households without access to educational institutions in the area. This will support Madrid’s strategic objective of promoting accessibility to education, thereby having a positive impact on indicators related to target 4.2.

Madrid Nuevo Norte Indicator

Accessibility to early childhood education services: population within 5 minutes walking distance of a public day care centre.

CAPTION:

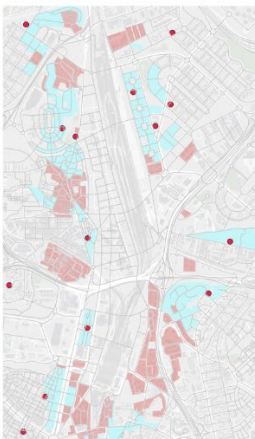
● Day care centers and public schools with early childhood education

■ Population without access (>400m)

■ Population with access (<400m)

PRESENT DAY

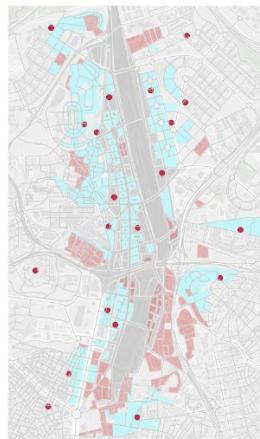
Area of influence without MNN



Level of access: 52.4%

OUTPUT

Area of influence with MNN



Level of access: 65.7%

Madrid Nuevo Norte



Level of access: 76.0%



4.4

Increase the number of persons with relevant skills for financial success

DESCRIPTION

By 2030, substantially increase the number of youth and adults who have relevant skills, including technical and vocational skills, for employment, decent jobs and entrepreneurship.

MADRID TARGET

Localisation target 4.2 - By 2030, encourage adolescents and young persons in vulnerable situation to access socio-educational programmes and to enter the labour market.

↓ INPUT



Localisation Strategy for the SDGs of the 2030 Agenda

ASPA projects (Socio-Educational and Pre-vocational Support for Adolescents and Youth)

Government Operational Programme 2019 - 2023

Madrid, a city of opportunities

Boosting the economy and supporting small businesses and the hotel and catering industry

- Revitalization of commercial areas and sectors
- E-commerce training, outreach and information

Promote entrepreneurship, competitiveness, innovation and technological knowledge.

- Promotion of entrepreneurial culture

Generate employment opportunities

- Employment and Training Plans

Madrid, a city for all families

Social and fiscal support for families and their most vulnerable members, such as the older persons, dependent persons and children.

- Expansion of the municipal network of Youth Centres

Madrid, responsible, transparent and easy

Promote the professional development of municipal personnel

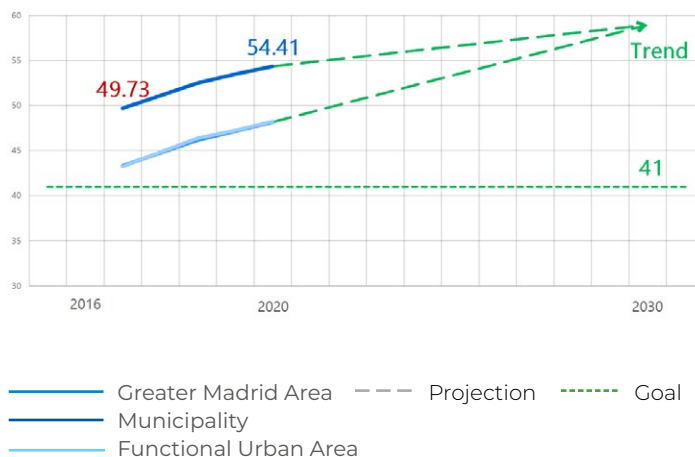
- Madrid 2020-2023: Strategy for Transforming Human Resources Management



Increase in the offer of public education services, construction of three new pre-primary education facilities, three pre-primary and primary education facilities, two secondary education facilities and a vocational training centre.

Proportion of the population aged 25-64 qualified with the highest level of education

Disaggregation level	Unit of measure	Years	Update Frequency
Triple Analysis	%	2020	Annual



IMPACT

Education is a prerequisite for achieving many other Sustainable Development Goals. Education and training are key drivers of growth and jobs as they help improve employability, innovation, and competitiveness. Adult participation in learning refers to persons aged 25 to 64 who receive both formal and non-formal education, including general and vocational education. This empowers individuals to lead healthier and more active lives, and helps to adopt a more sustainable lifestyle.

Madrid has already exceeded the 2030 target for adult participation in learning. This will foster improvements in other education-related targets, particularly those related to employment and sustainability. The City Council of Madrid supports the increase in socio-educational and pre-employment programs, which also have a direct impact on the lives of the younger generation. These numbers affect the GUMF indicator “2.3.2 Youth and adults in formal and non-formal education and training” and the “1.2.6 Multilingual Education inclusive city objective”.



4.7

Education for sustainable development and global citizenship

DESCRIPTION

By 2030, ensure that all learners acquire the knowledge and skills needed to promote sustainable development, including, among others, through education for sustainable development and sustainable lifestyles, human rights, gender equality, promotion of a culture of peace and non-violence, global citizenship and appreciation of cultural diversity and of culture's contribution to sustainable development..

MADRID TARGET

Localisation target 4.3 - Increase the population of Madrid receiving training in global citizenship, gender equality and responsible and sustainable consumption balancing the relative weight by gender.

Localisation target 4.4 - By 2030, 60 per cent of schools will have participated in municipal environmental education programmes and activities.

↓ INPUT



Localisation Strategy for the SDGs of the 2030 Agenda

Increase public training related to global citizenship, gender equality and sustainable and responsible consumption

Government Operational Programme 2019 - 2023

Madrid, a city of opportunities

Promote entrepreneurship, competitiveness, innovation and technological knowledge.

- Smart City Strategy

To guarantee the rights and duties of consumers and economic agents.

- Consumer protection and defence

Generate employment opportunities

- Employment and Training Plans

Madrid, responsible, transparent and easy

Contribute to the fulfilment of the 2030 Agenda and its Sustainable Development Goals.

- Cooperation and global citizenship 2030

Encourage teaching on Botany by publishing a tour guide to Madrid Nuevo Norte plants and flowers.

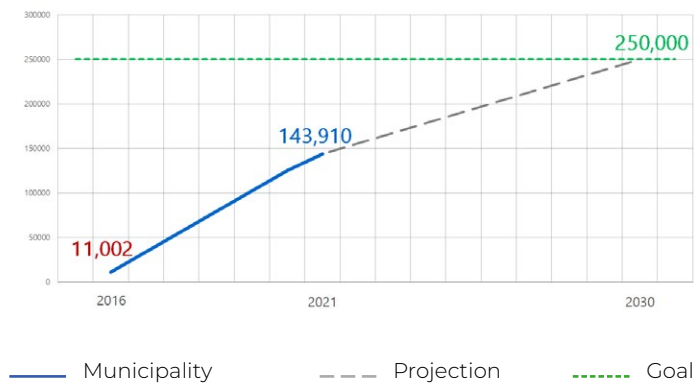
INDICATORS TO MONITOR THE IMPLEMENTATION

Number of consumers who have received training in consumer awareness.	164,896 (2021)
Percentage of girls or women who have received training in consumer awareness.	48.34% (2021)
Percentage of schools participating in “Educate today for a more sustainable Madrid”, in Environmental Education Centres and in the Sustainable School Gardens Network.	32% (2021)



OUTPUT INDICATOR

Number of beneficiaries of formal education (primary, secondary and university education) trained in projects co-financed by the Madrid City Council on Education for Sustainable Development and Global Citizenship			
Disaggregation level	Unit of measure	Years	Update Frequency
Municipality	Number (Cumulative data)	2021	Annual





IMPACT

Providing guides for teaching Sustainable Development and Global Citizenship contributes to the Madrid city council's goal of increasing environmental and sustainability education to raise consumer awareness. The inclusion of sustainability and global citizenship training in Madrid's education programs, as reflected in the output indicator graph, accompanied by practical information, could enhance the preservation of local species and biodiversity. These measures also support Madrid's target 4.4 of increasing schools' participation in environmental activities, leading to positive indirect impacts on SDG13 and SDG15, which concern environmental issues.



5 GENDER EQUALITY





5.1 End discrimination against women and girls

DESCRIPTION

End all forms of discrimination against all women and girls everywhere.

MADRID TARGET

Localisation target 5.1 - By 2030, eliminate the poverty and social exclusion gap between men and women.



INPUT



Government Operational Programme 2019 - 2023

Madrid, a city of opportunities

Generate employment opportunities

- Employment and Training Plans

Madrid, a city for all families

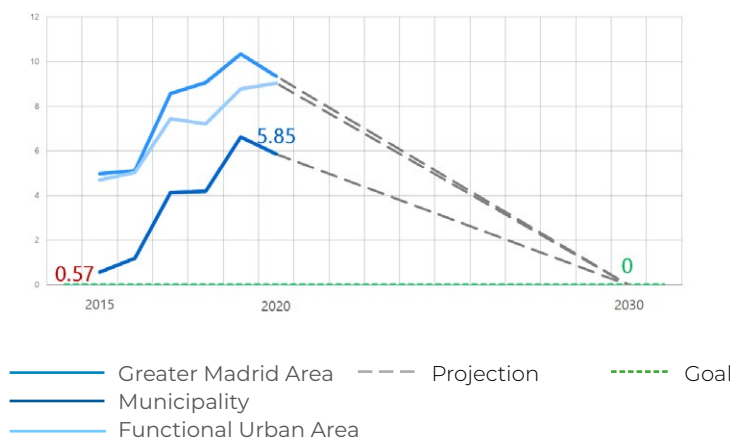
Guarantee equal opportunities between women and men, defend the rights of LGTBI persons and eradicate gender violence

- Ensuring equal opportunity
- Integrated projects for equality



Gender, childhood, adolescence and family analysis study in the project planning stage

Difference between at risk of poverty rate by gender			
Disaggregation level	Unit of measure	Years	Update Frequency
Triple analysis	%	2020	Annual



✓ IMPACT

Women and girls continue to face significant disadvantages resulting from discriminatory laws and practices, with no country having yet achieved gender equality. Discrimination and violence can impede women’s access to employment, which negatively affects their financial independence and the economy as a whole.

Despite improvements in poverty reduction indicators, women are still more exposed to poverty and vulnerability on a broader scale than men, as demonstrated by unequal employment indicators between men and women, as shown in SDG8. When examining the at-risk-of-poverty indicators, the difference between men and women continues to widen.

To narrow the equality gaps, Madrid and other places need to conduct studies to analyze causes and implement actions to increase women’s formal employment and access to social benefits that reduce vulnerability and poverty risk. This effort aligns with SDG10’s goals.



5.2

End all violence against and exploitation of women and girls

DESCRIPTION

Eliminate all forms of violence against all women and girls in the public and private spheres, including trafficking and sexual and other types of exploitation.

MADRID TARGET

Localisation target 5.2 - By 2030, steadily reduce the number of victims of gender-based violence s who need to be monitored and protected by the municipal police.

↓ INPUT



Localisation Strategy for the SDGs of the 2030 Agenda

Increase the number of self-protection workshops and schools from municipal spaces

Government Operational Programme 2019 - 2023

Madrid, a city for all families

Facilitating education and housing as a vector for personal and social development.

- Ensuring equal opportunity

Guarantee equal opportunities between women and men, defend the rights of LGTBI persons and eradicate gender violence

- Early detection and fight against gender-based violence
- Protection and support for women victims of trafficking or sexual exploitation



Introduction of transversal routes in large open spaces, Lighting and treatment of perimeter plots.

Provide activity on bridges and footbridges over tracks

Creation of well-lit environments, with lively atmospheres and constant activity.

INDICATORS TO MONITOR THE IMPLEMENTATION

Number of spots in municipal self-protection workshops and schools 1,140 (2020)

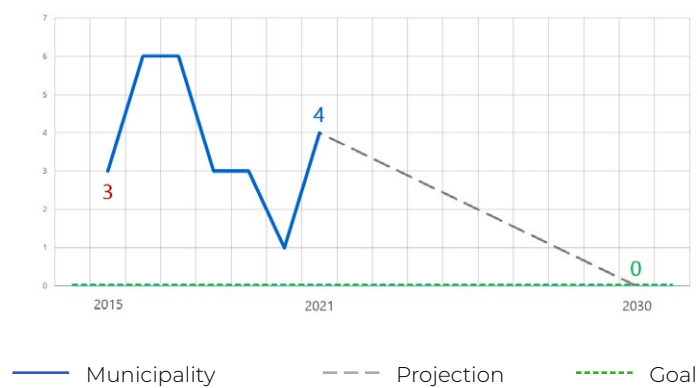
Number of victims of gender violence who are monitored and protected by the Municipal Police 2,033 (2021)



OUTPUT INDICATOR

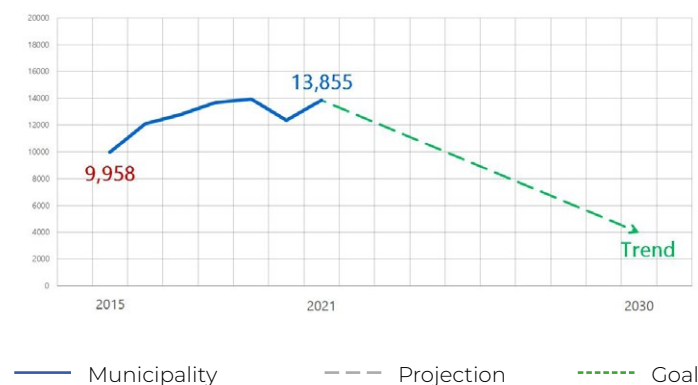
Number of fatal victims of gender-based violence in the city of Madrid

Disaggregation level	Unit of measure	Years	Update Frequency
Municipality	Number	2021	Annual



Crimes of gender-based violence

Disaggregation level	Unit of measure	Years	Update Frequency
Municipality	Number	2020	Annual





IMPACT

Gender-based violence is a heinous form of discrimination and a violation of fundamental human rights. Physical and sexual violence against women can severely impact their health and overall well-being. The introduction of transversal routes in public spaces and the creation of well-lit environments, coupled with an increase in self-protection workshops and schools in municipal spaces, are some of the initiatives that have led to the improvement of women's safety in cities.

While the number of fatal victims of gender violence in Madrid has remained relatively low, with a decrease in the last registered value, it cannot be guaranteed that the number of non-fatal victims is directly linked to the number of reported incidents. The expected behaviour of both output indicators localised for this target must always be downward.

Even though gender indicators imply an inherent cultural transformation, continuing with the current policies and introducing new safety policies for women and girls could help to ensure a continuous decrease in the number of fatal victims of gender violence in the city.



5.4

Value unpaid care and promote shared domestic responsibilities

GUMF

DESCRIPTION

Recognize and value unpaid care and domestic work through the provision of public services, infrastructure and social protection policies and the promotion of shared responsibility within the household and the family as nationally appropriate.

MADRID TARGET

Localisation target 5.3 - By 2030, level the time spent on domestic work during workdays between men and women



INPUT



Government Operational Programme 2019 - 2023

Madrid, a city for all families

Guarantee equal opportunities between women and men, defend the rights of LGTBI persons and eradicate gender violence

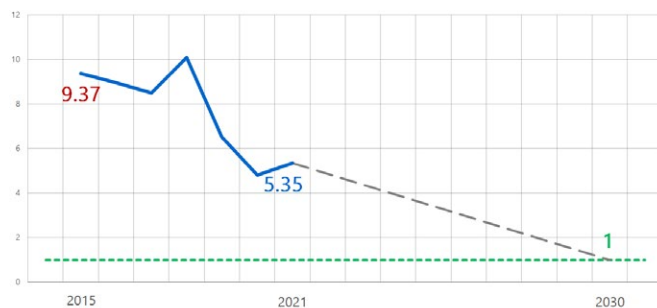
- Ensuring equal opportunity
- Integrated projects for equality
- Gender mainstreaming



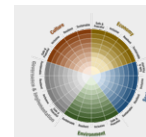
OUTPUT INDICATOR

Ratio of domestic and care work

Disaggregation level	Unit of measure	Years	Update Frequency
Municipality	Ratio	2021	Annual



— Municipality - - - Projection - - - - - Goal



2.1

Economy
Safe & Peaceful



IMPACT

Women tend to spend a disproportionately greater amount of time on unpaid care work compared to men, largely due to the traditional perception of such work as a female responsibility. This disparity in domestic and care work has contributed to the persistent gaps in employment and payment between genders. Madrid has made notable progress in addressing this issue, potentially attributable to the rising prevalence of remote work in recent years. However, further efforts are needed to implement policies that bring greater visibility to unpaid care work, with the ultimate aim of reducing these disparities.



5.5

Ensure full participation in leadership and decision-making

GUMF

DESCRIPTION

Ensure women's full and effective participation and equal opportunities for leadership at all levels of decision-making in political, economic and public life.

MADRID TARGET

Localisation target 5.4 - By 2030, increase the proportion of women elected for City Council and managerial positions.



INPUT



Government Operational Programme 2019 - 2023

Madrid, a city of opportunities

Promote entrepreneurship, competitiveness, innovation and technological knowledge.

- Promotion of entrepreneurial culture

Madrid, a city for all families

Guarantee equal opportunities between women and men, defend the rights of LGTBI persons and eradicate gender violence

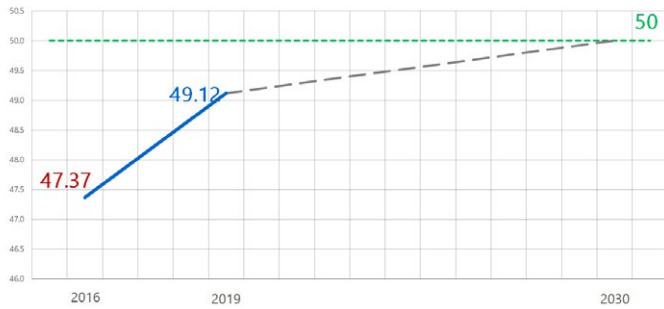
- Ensuring equal opportunity
- Integrated projects for equality

Madrid, an open, cultured and sporting city increase sports infrastructures and services and promote sports as a healthy and inclusive tool.

- Health, social inclusion and equity through sport

Proportion of seats held by women in sub-national/local governments

Disaggregation level	Unit of measure	Years	Update Frequency
Municipality	%	2019	4 years

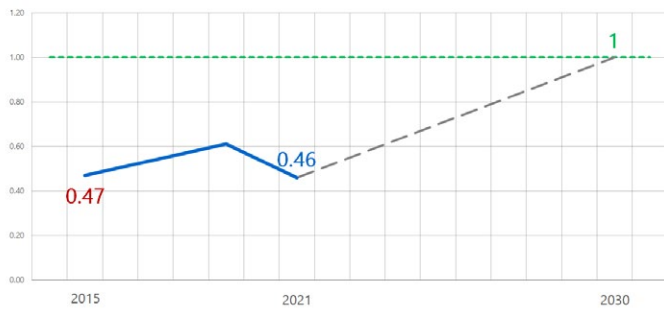


— Municipality - - - Projection ····· Goal

5.2
Governance
Inclusive

Ratio of men to women in management positions

Disaggregation level	Unit of measure	Years	Update Frequency
Municipality	Ratio	2021	Annual



— Municipality - - - Projection ····· Goal

5.2
Governance
Inclusive

✓ **IMPACT**

Political and corporate cultures are among the reasons why women are not well represented in the decision-making process. In order to strengthen democracy, it is crucial to ensure equal participation of both men and women in leadership and decision-making roles. Madrid has demonstrated a positive performance in terms of the proportion of seats held by women in sub-national/local governments, having almost reached its 2030 target as early as 2019. However, it is important to remain vigilant and continue efforts to ensure that this indicator not only reaches the target but also remains stable over time.

6 CLEAN WATER AND SANITATION





6.3

Improve water quality, wastewater treatment and safe reuse

DESCRIPTION

By 2030, improve water quality by reducing pollution, eliminating dumping and minimizing release of hazardous chemicals and materials, halving the proportion of untreated wastewater and substantially increasing recycling and safe reuse globally.

MADRID TARGET

Localisation target 6.1 - By 2030, the 100 per cent of the wastewater generated in the city of Madrid will be treated by nutrient removal processes and tertiary advanced filtration and disinfection treatments.

↓ INPUT



MADRID

Localisation Strategy for the SDGs of the 2030 Agenda

Upgrade wastewater treatment facilities in the city of Madrid

Government Operational Programme 2019 - 2023

Madrid, a sustainable city

Making Madrid a green and clean city

- Water Management in Madrid



All runoff water collected within the Madrid Nuevo Norte area will be properly managed and treated before discharge outside the area using sustainable urban drainage techniques.

Systems for the collection, storage and treatment of rainwater in buildings, open spaces and roads.

When landscaped areas of 5,000 m² or more are available, it is contemplated to water reuse for irrigation of these green areas.

Priority use of rainwater and reclaimed water for irrigation of parks ($S \geq 1$ ha), gardens ($s < 1$ ha) and green areas.

The irrigation networks to be developed in the urbanisation projects that will develop each area must promote efficiency in the use of water, and in general, in addition to having programmers, rain or humidity sensors will be installed.

The Urban Drainage Framework foresees the use of grey water

and rainwater by private individuals for the irrigation of green areas, as well as grey water for refilling cisterns.
 Implementing a Smart Water system that allows the correct management of run-off water and grey water generated within the area.
 Installation of a series of control and monitoring systems to guarantee and control the volumes of reusable water generated, stored and reused according to the different uses foreseen.

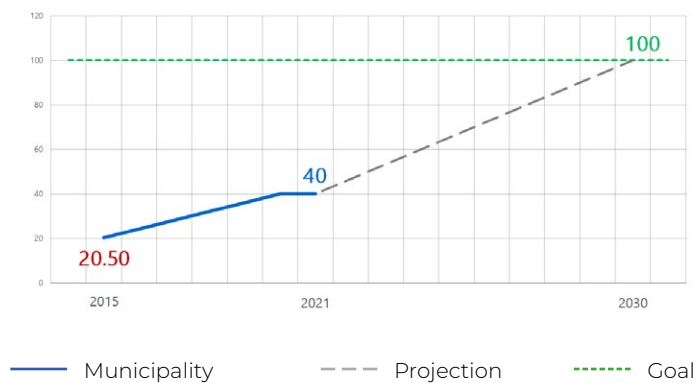


Increase in recycling rates (Increase in recycling rates in residential, services and municipal sectors).
 Street cleaning.
 Around €1,700 million to strengthen the workforce the mechanical means and the frequency of services.

↑ OUTPUT INDICATOR

Percentage of wastewater treated in nutrient removal and advanced tertiary filtration and disinfection facilities in Madrid

Disaggregation level	Unit of measure	Years	Update Frequency
Municipality	%	2021	Annual





IMPACT

Access to safe drinking water is a crucial socio-economic and health indicator. The absence of properly managed sanitation and the discharge of non-domestic sewage into water sources are major contributors to the contamination of drinking water, which in turn leads to waterborne diseases.

In the city of Madrid, significant upgrades have been made to wastewater treatment facilities. Actions such as the implementation of control and monitoring systems, as well as the regulation of volumes of reusable water generated, stored and reused for various purposes, have contributed to the city's progress in achieving its targets in this area.



6.4 Increase water-use efficiency and ensure freshwater supplies

DESCRIPTION

By 2030, substantially increase water-use efficiency across all sectors and ensure sustainable withdrawals and supply of freshwater to address water scarcity and substantially reduce the number of persons suffering from water scarcity.

MADRID TARGET

Localisation target 6.2 - Extend the regenerated water network and increase the number of uses and the volume used in relation to drinking water.



INPUT



MADRID

Localisation Strategy for the SDGs of the 2030 Agenda

Upgrade the water network and facilities to increase the use of alternative water resources



Systems for the collection, storage and treatment of rainwater in buildings, open spaces and roads.

As it has landscaped areas of 5,000 m² or more, it contemplates the reuse of water for irrigation of these green areas.

The use of drainage water from underground infrastructures in Madrid and wells are considered alternative water resources. - This use must have the corresponding authorisation from the competent environmental authority.

Priority use of rainwater and reclaimed water for irrigation of parks ($S \geq 1$ ha), gardens ($s < 1$ ha) and green areas.

The irrigation networks to be developed in the urbanisation projects that will develop each area will have to promote efficiency in the use of water, with general criteria, in addition to having programmers, rain or humidity sensors will be installed. In Madrid Nuevo Norte, the limitation of the maximum irrigation allocation is contemplated, for which green spaces and street trees have been designed with species with low water requirements and highly adaptable to the climatic conditions of the city of Madrid.

The Urban Drainage Framework foresees the use of grey water and rainwater by private individuals for the irrigation of green areas, as well as grey water for the recharge of cisterns. The implementation of the Master Framework reduces the level of water stress in the Madrid Nuevo Norte area by 49 per cent and in the Municipality of Madrid through proper management of greywater and run-off water generated within the area itself. Reduction of the water footprint by 48%. Implement a Smart Water system that allows the correct management of run-off water and grey water generated within the area.

INDICATORS TO MONITOR THE IMPLEMENTATION

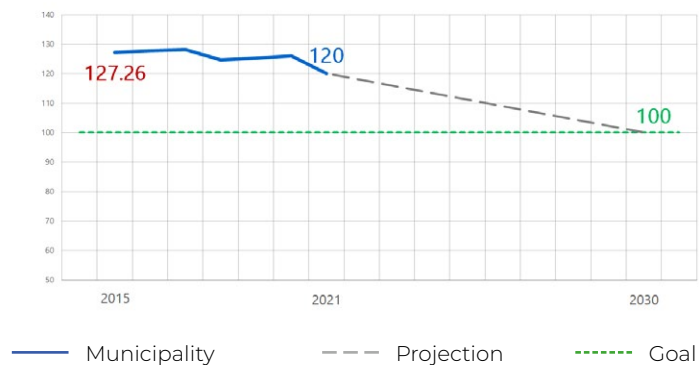
Number of uses of alternative water resources

6 (2021)

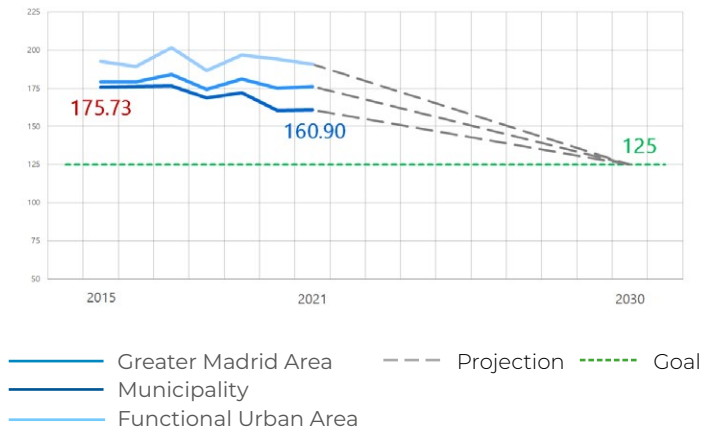


OUTPUT INDICATOR

Domestic water consumption per capita			
Disaggregation level	Unit of measure	Years	Update Frequency
Municipality	L/inh./day	2021	Annual



Total water consumption per capita			
Disaggregation level	Unit of measure	Years	Update Frequency
Triple analysis	L/inh./day	2021	Annual



IMPACT

The Municipality of Madrid has made substantial efforts to upgrade its water networks and facilities, resulting in increased efficiency in water usage, as well as better storage and treatment of rainwater for reuse in green spaces. An effective strategy to enhance freshwater resources, particularly in times of escalating demand and water scarcity, is to reduce the water footprint by revaluing wastewater and recycling it. Both indicators for this target demonstrate decreasing values, aligning with the 2030 target. However, significant measures must be taken to ensure that this goal is achieved within the expected timeframe.



6.6

Protect and restore water-related ecosystems

DESCRIPTION

By 2020, protect and restore water-related ecosystems, including mountains, forests, wetlands, rivers, aquifers and lakes.

MADRID TARGET

Localisation target 6.3 - By 2030 to increase the biodiversity of riverbank ecosystems in watercourses running through urban land in the municipality of Madrid.

INPUT



MADRID

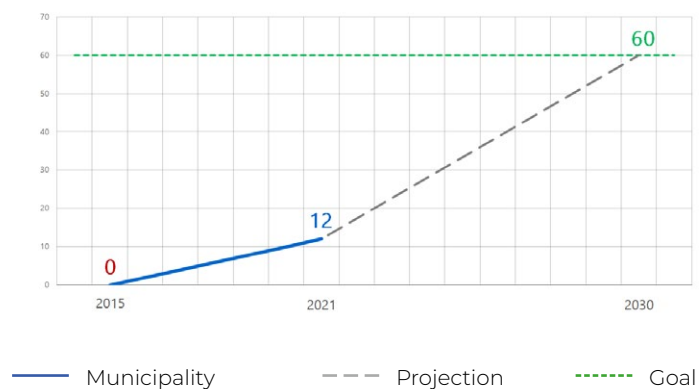
Localisation Strategy for the SDGs of the 2030 Agenda

Recovery of the city's riverbeds

OUTPUT INDICATOR

Kilometres of restored watercourses on urban land

Disaggregation level	Unit of measure	Years	Update Frequency
Madrid	km	2021	Annual




✓ IMPACT

The protection of water resources, ecosystems and drinking water is a critical component of water management. Water ecosystems are closely associated with health indicators, as they play a significant role in preventing the transmission of communicable diseases. The Municipality of Madrid has implemented preventive measures, including the restoration of the city's riverbed, which is reflected in the increase in the number of restored watercourses on urban land, as illustrated in the previous graph. The actions taken in pursuit of SDG6 may also have a positive impact on other targets within SDG13 and SDG14.



7 AFFORDABLE AND CLEAN ENERGY





7.2

Increase global percentage of renewable energy

DESCRIPTION

By 2030, increase substantially the share of renewable energy in the global energy mix.

MADRID TARGET

Localisation target 7.1 - By 2030, meet 30 per cent of the electricity demand of municipal buildings with self-consumption renewable systems.

Localisation target 7.2 - By 2030, 70 per cent of the energy consumed by newly constructed municipal residential buildings will be renewable.

Localisation target 7.3 - By 2030, significantly increase the share of energy production based on renewable sources within the overall energy self-sufficiency target of Madrid City Council.

Localisation target 7.4 - Favour access to real estate tax (IBI) benefits for properties that use renewable energies.

↓ INPUT



MADRID

Localisation Strategy for the SDGs of the 2030 Agenda

Increase the consumption of electric energy from renewable sources

Government Operational Programme 2019 - 2023

Madrid, a sustainable city

Ensuring sustainable mobility

- Sustainable vehicles
- Sustainable EMT

Making Madrid a green and clean city

- Strategic Cleaning Plan
- Waste Strategy of the City of Madrid
- Improvements to the Valdemingómez Technology Park (PTV)

Promoting clean energy and air quality

- Healthy and sustainable environment
- Sustainable municipal buildings and facilities
- Reduction of taxes and fees to promote environmental improvements

Promote territorial transformation and rebalancing through rehabilitation, regeneration and urban renewal.

- Urban renewal

Vision of a zero-emission energy model that is underpinned by improved system efficiency, energy electrification, equipment and grid intelligence and on-site renewable generation. Promote the local production of renewable energies and their integration into the operation of electrified systems. Reserve space for renewable energy generation in all buildings, up to a maximum of two times that defined by the technical building code. Introduction of around 17,100 m² of panels, which in terms of electricity generation would cover the annual demand for lighting in the public space of the entire project.



Development of the fast-charge stations network: €12 million for the installation of electric recharging infrastructures with which 1,900 points can be financed: 300 for 2021 and 800 per year for 2022 and 2023.

INDICATORS TO MONITOR THE IMPLEMENTATION

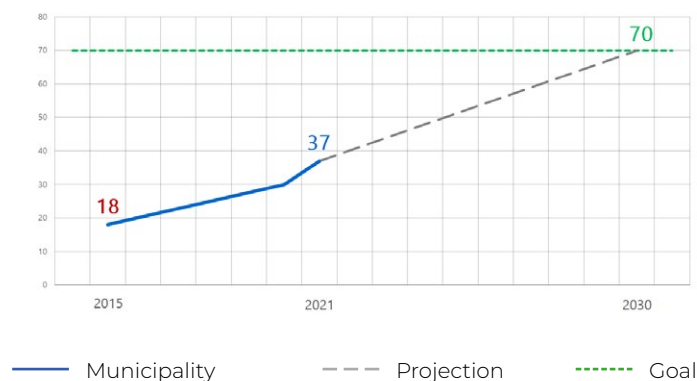
Number of properties that qualify for IBI rebates for having renewable energy-based energy systems installed.

311 (2021)



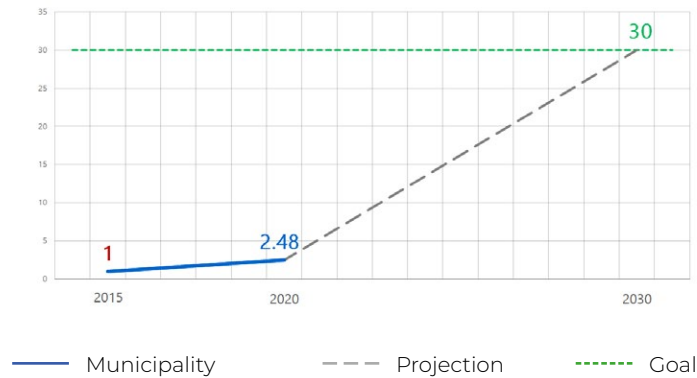
OUTPUT INDICATOR

Renewable energy share of energy consumed			
Disaggregation level	Unit of measure	Years	Update Frequency
Municipality	%	2021	Annual



**Percentage of total electrical energy consumed that is generated
by municipal photo-voltaic installations**

Disaggregation level	Unit of measure	Years	Update Frequency
Municipality	%	2020	5 years



✓ IMPACT

Energy is essential for the effective functioning of all economic sectors, including businesses, industries and agriculture. The city of Madrid has actively promoted the production of renewable energy locally, integrating it into electrified systems. Positive outcomes of this initiative are reflected in both output indicators illustrated in the graph for target 7.2. Furthermore, Madrid's 360 Programme has played a key role in the development of a fast-charge station network and the installation of approximately 17,100 square meters of solar panels. In terms of electricity generation, these measures would be sufficient to meet the annual demand for lighting in public spaces throughout the city of Madrid.



7.3

Double the improvement in energy efficiency

DESCRIPTION

By 2030, double the global rate of improvement in energy efficiency.

MADRID TARGET

Localisation target 7.5 - By 2030, have an energy efficiency system in place with more than 80 per cent of municipal energy consumption monitored and accessible on the open data portal.



INPUT



MADRID

Localisation Strategy for the SDGs of the 2030 Agenda

Improvement in the monitoring and data sharing municipal system

Government Operational Programme 2019 - 2023

Madrid, a sustainable city

Promoting clean energy and air quality

- Sustainable municipal buildings and facilities
- Reduction of taxes and fees to promote environmental improvements

Promote territorial transformation and rebalancing through rehabilitation, regeneration and urban renewal.

- Urban redevelopment
- Urban renewal
- Urban planning and regulations

Recover and preserve public spaces and provide them with new facilities.

- Public spaces renovated with accessibility and sustainability criteria

Madrid, an open, cultured and sporting city

To promote culture in its universal and local perspective.

- Madrid Cultural Capital



Implementation of district heating and cooling networks.
 Obligation for outdoor lighting to obtain the maximum energy rating
 Mass deployment of electric mobility through the planning and design of an electricity grid with the technical characteristics to accommodate a high-capacity charging infrastructure.



Renewal of electrical appliances and lighting of residential and city services
 Installation of smart heating and cooling, smart lighting and LED street lighting
 Restoration of roofs, façades and windows

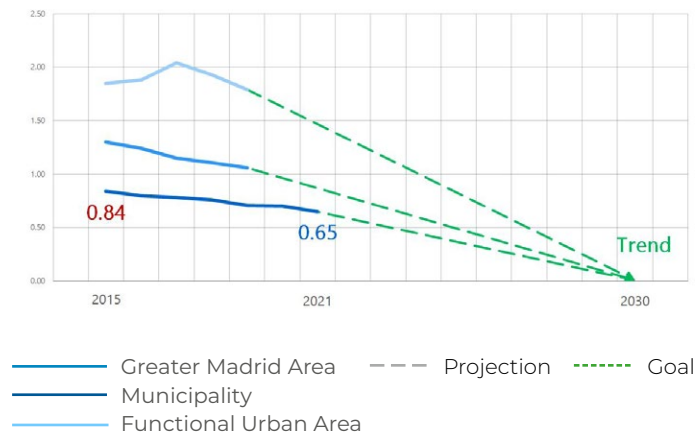
INDICATORS TO MONITOR THE IMPLEMENTATION

Municipal consumption data on municipal website and open data portal	9.1% (2020)
Percentage of municipal buildings and facilities with a surface area greater than 250 m2 that have an energy rating of A or B	4.6% (2021)
Percentage of zero-emission vehicles on the road fleet	0.3% (2017)
Number of publicly accessible electric vehicle recharging points	67 (2021)
Percentage of green or clean vehicles in public/municipal fleet	88% (2021)



OUTPUT INDICATOR

Energy intensity rate			
Disaggregation level	Unit of measure	Years	Update Frequency
Triple analysis	tep/M€*	2021	Annual



* tep/M€ = Ton oil equivalent per million Euro



IMPACT

The goal to double the global rate of improvement in energy efficiency systems can be partially accomplished through the implementation of district heating and cooling networks, along with the mandatory attainment of maximum energy ratings for outdoor lighting, thereby enhancing the energy consumption of the municipality. Nevertheless, additional efforts are necessary to achieve the targets for energy intensity rates and the anticipated municipal self-consumption by 2030.



8 DECENT WORK AND ECONOMIC GROWTH





8.1 Sustainable economic growth

DESCRIPTION

Sustain per capita economic growth in accordance with national circumstances and, in particular, at least seven per cent gross domestic product growth per annum in the least developed countries.

MADRID TARGET

No localisation target included in the Madrid's "Localisation Strategy for the SDGs of the 2030 Agenda".

INPUT



Government Operational Programme 2019 - 2023

Madrid, a city of opportunities

Incentivize economic activity by reducing taxes, fees, penalties and bureaucratic obstacles.

- Reduction of taxes, fees and penalties to promote economic activity



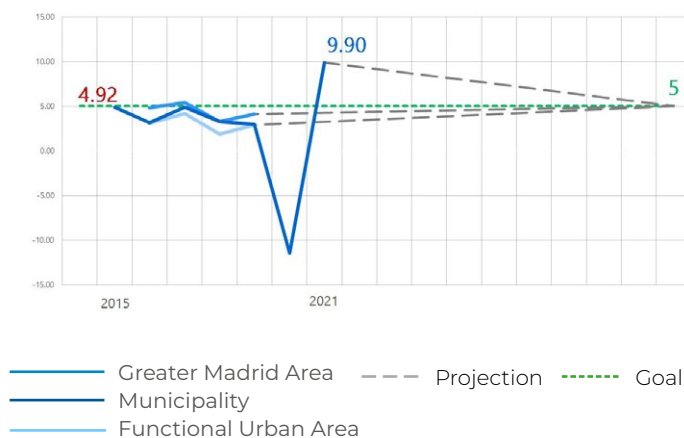
Around €15,200 million and impact on national Gross Domestic Product.

Around €12,000 million impact on the Gross Domestic Product of the Community of Madrid.

OUTPUT INDICATOR

Gross Domestic Product annual growth rate

Disaggregation level	Unit of measure	Years	Update Frequency
Triple analysis	%	2021	Annual





IMPACT

In Madrid, both GDP and GDP growth have remained stable and increased over the past few years. The high peak observed in the output indicator graph can be attributed to the recovery from the most severe effects of the Covid-19 pandemic. The forthcoming contribution of Madrid Nuevo Norte to the GDP and employment generation may result in the city and Functional Urban Area values surpassing the 5% target value, as shown in the output indicator graph. However, it is important to note that the analysis of GDP and GDP growth values should not overlook other indicators, such as the distribution of or GDP per sector. Considering these indicators would provide a more comprehensive understanding of SDG achievement.

Zoom-in: Madrid Nuevo Norte



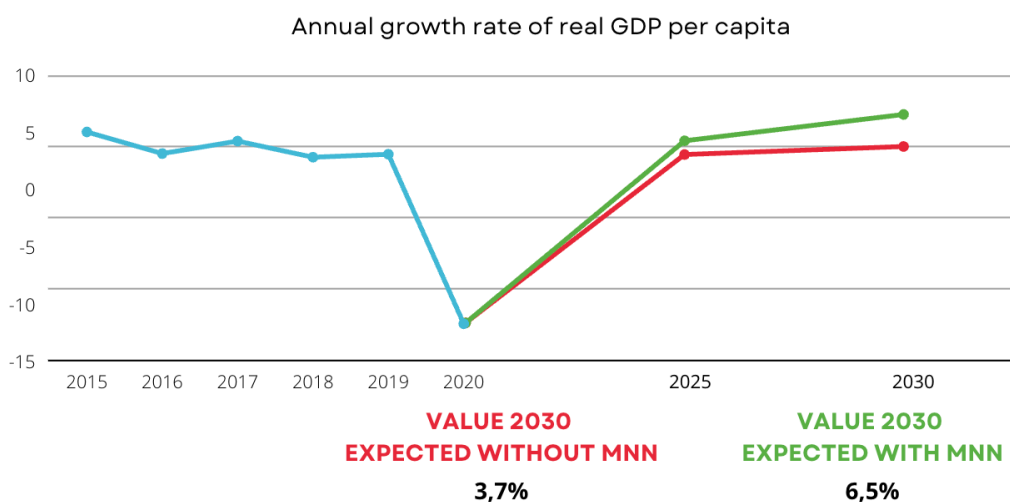
8.1 Sustain per capita economic growth

Impact

Madrid Nuevo Norte will generate €15.2 billion of wealth, contributing €12 billion to the regional GDP of the Community of Madrid, exporting part of this wealth (€3.2 billion) to other autonomous communities. The direct impact on SDG 8 is enormous, being positive and helping the economy to recover and moving towards the goals of the 2030 Agenda.

Madrid Nuevo Norte Indicator

Annual growth rate of real GDP per capita





8.2

Diversify, innovate and upgrade for economic productivity

DESCRIPTION

Achieve higher levels of economic productivity through diversification, technological upgrading and innovation, including through a focus on high-value added and labour-intensive sectors.

MADRID TARGET

No localisation target included in the Madrid's "Localisation Strategy for the SDGs of the 2030 Agenda".

↓ INPUT



Government Operational Programme 2019 - 2023

Madrid, a city of opportunities

Boosting the economy and supporting small businesses and the hotel and catering industry.

- Revitalization of commercial areas and sectors
- Strategic Plan for Madrid Markets
- Madrid Fashion Capital

Promote entrepreneurship, competitiveness, innovation and technological knowledge.

- International economic promotion of the City of Madrid
- Smart City Strategy

Madrid, responsible, transparent and easy

Addressing the impact of Covid-19

- Measures for the reactivation of the City



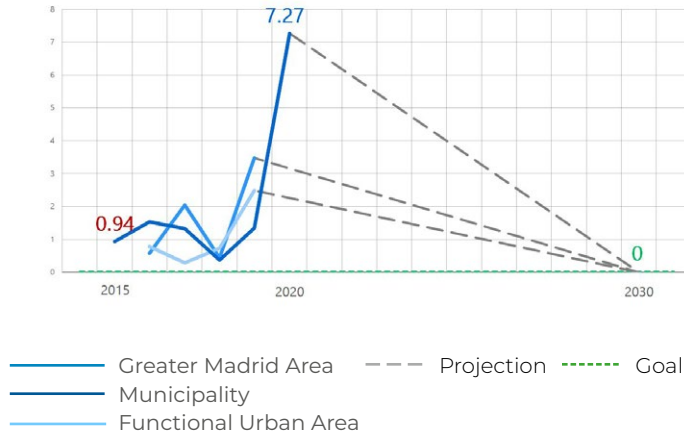
348,064 jobs generated in Spain linked to the project

296,122 jobs generated in the Region of Madrid

Impact of €15,200 million on national Gross Domestic Product

Impact of €12,000 million on the Gross Domestic Product of the Region of Madrid

Productivity ratio			
Disaggregation level	Unit of measure	Years	Update Frequency
Triple analysis	Ratio	2020	Annual



✓ IMPACT

The productivity ratio represents the relationship between GDP growth and employment growth, which ideally should be directly proportional. The spike in productivity shown in the graph is linked to the decline in both employment and GDP growth experienced at the height of the Covid-19 pandemic. However, for the remaining years, the values have remained relatively stable for the triple analysis. Madrid has implemented strategies to increase employment generation and capital attraction, such as revitalising trade, organising Madrid Fashion Capital, and promoting Madrid as a Smart City. The Madrid Nuevo Norte project will also have a positive contribution. Therefore, sustained growth in both employment and GDP can be expected in the coming years, leading to an expected value of zero for the productivity ratio.

To gain a more comprehensive view of how each sector contributes to GDP and job creation, and hence the productivity ratio, these indicators could be combined with some of the SDG9 indicators.

Zoom-in: Madrid Nuevo Norte



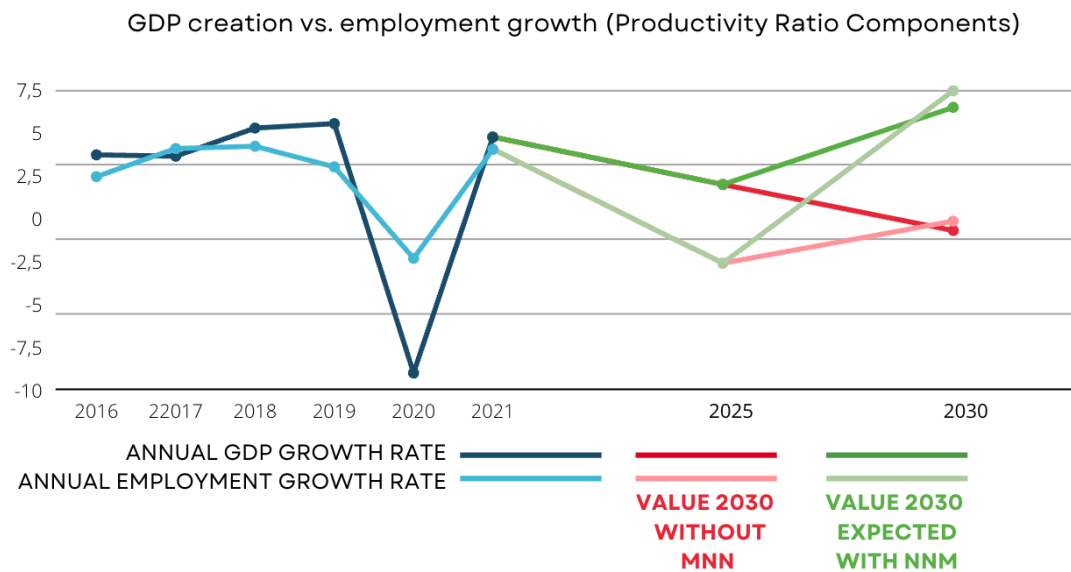
8.2 Diversify, innovate and upgrade for economic productivity

Impact

Madrid Nuevo Norte is expected to generate €15 billion of wealth, contributing €12 billion to the regional GDP of the Community of Madrid, with €3.2 billion being exported to other autonomous communities. Furthermore, the project is expected to create 296,122 jobs in the Community of Madrid alone, with 149,622 in the construction phase and 146,500 in the operational phase. The economic impact of Madrid Nuevo Norte is not limited to regional and national wealth creation, but also extends to employment across various educational levels and sectors. The project is expected to have a positive impact on productivity, both during the construction process and in the operational phase.

Madrid Nuevo Norte Indicator

GDP creation vs. employment growth (Productivity Ratio Components)





8.3

Promote policies to support job creation and growing enterprises

DESCRIPTION

Promote development-oriented policies that support productive activities, decent job creation, entrepreneurship, creativity and innovation, and encourage the formalization and growth of micro-, small- and medium-sized enterprises, including through access to financial services.

MADRID TARGET

Localisation target 8.1 - Increase the number of public contracts granted to SMEs and the self employed as a percentage of all municipal contracts.

Localisation target 8.2 - Extend the effective application of the tax benefits established in the Tax on Economic Activities (IAE) for starting up a business and for job creation.



INPUT



MADRID

Localisation Strategy for the SDGs of the 2030 Agenda

Promoting job creation and economic activity through tax credits, and contract granting to SMEs and the self-employed

Government Operational Programme 2019 - 2023

Madrid, a city of opportunities

Boosting the economy and supporting small businesses and the hotel and catering industry

- Revitalization of commercial areas and sectors
- E-commerce training, outreach and information

Promote entrepreneurship, competitiveness, innovation and technological knowledge.

- Support for the self-employed and SMEs
- Promotion of entrepreneurial culture

Generate employment opportunities

- Employment and Training Plans
- Restructuring of the Employment Agency

Creation of a large international business centre that will serve to revitalise office activity in Madrid, serving as a hub of international attraction for new companies.

Promotion of local commerce with the implementation of ground floor retail units in 90% of the blocks in the project. Commitment to local employment through the use of locally sourced and manufactured materials.

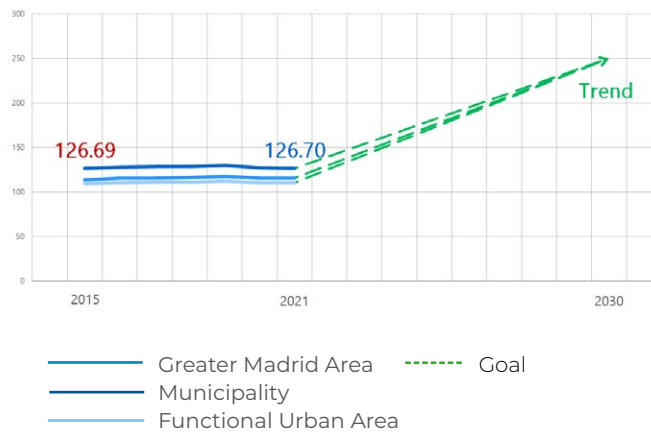
Develop initiatives to encourage the use of regionally sourced materials, extracted and produced within a radius of less than 160 km or, where this is not possible, at national level.”



OUTPUT INDICATOR

Small and Medium Enterprises per 1,000 inhabitants

Disaggregation level	Unit of measure	Years	Update Frequency
Triple analysis	x 1,000 inh.	2021	Annual



IMPACT

Creating decent jobs, promoting entrepreneurship, creativity and innovation, and supporting the formalisation and growth of micro, small, and medium-sized enterprises are essential for achieving inclusive and sustainable economic growth, as well as for the well-being and personal fulfilment of individuals. Encouraging the use of locally and regionally manufactured materials can drive job creation and economic activity. Madrid’s Localisation Strategy, which proposes tax credits and contracts for small and medium-sized enterprises, could improve the value of formal and decent employment in Madrid, while also consolidating small and medium enterprises, which are critical for socio-economic development. By focusing on these areas, the achievement of life goals for meaningful engagement in society can be realised, promoting a sense of self-worth and social inclusion.



8.4 Improve resource efficiency in consumption and production

DESCRIPTION

Improve progressively, through 2030, global resource efficiency in consumption and production and endeavour to decouple economic growth from environmental degradation, in accordance with the 10-Year Framework of Programmes on Sustainable Consumption and Production, with developed countries taking the lead.

MADRID TARGET

Localisation target 8.3 - Generalise the implementation of fair trade and sustainable consumption and production clauses in the acquisition of goods and products and in the provision of services.

↓ INPUT



Localisation Strategy for the SDGs of the 2030 Agenda

Increase fair trade and sustainable production sources in municipal contracts.

↑ OUTPUT INDICATOR

Percentage of public contracts with fair trade and sustainable consumption and production clauses out of total municipal contracting

Disaggregation level	Unit of measure	Years	2030 Goal
Madrid	%	0,09 (2021)	≥25%

✓ IMPACT

Resource productivity improves when Gross Domestic Product (GDP) grows compared to material consumption. The Madrid City Council has developed an initiative to promote fair trade and sustainable production sources in municipal contracts, encouraging the use of regionally sourced materials. However, greater attention needs to be given to the inclusion of clauses in these contracts that prioritize resource productivity and sustainable production as an urgent and mandatory matter.



8.5

Full employment and decent work with equal pay

GUMF

SPANISH URBAN AGENDA

DESCRIPTION

By 2030, achieve full and productive employment and decent work for all women and men, including for young persons and persons with disabilities, and equal pay for work of equal value.

MADRID TARGETS

Localisation target 8.4 - By 2030, the city of Madrid will reach an overall employment rate of 75 per cent.

Localisation target 8.5 - By 2030, the city of Madrid will achieve an overall female employment rate of 73 per cent.

Localisation target 8.6 - By 2030, the city of Madrid will reach full employment, with a structural unemployment rate of 5 per cent.

Localisation target 8.7 - By 2030, the city of Madrid will achieve a female unemployment rate of 5.5 per cent.

Localisation target 8.8 - By 2030, the city of Madrid will reach an employment rate of 69 per cent for seniors (55-64 years).

Localisation target 8.9 - By 2030, the city of Madrid will achieve a youth unemployment rate of 15 per cent.

Localisation target 8.10 - Reduce the wage gap by 2030.



INPUT



MADRID

Government Operational Programme 2019 - 2023

Madrid, a city of opportunities

Promote entrepreneurship, competitiveness, innovation and technological knowledge.

- Promotion of entrepreneurial culture

Generate employment opportunities

- Employment and Training Plans
- Restructuring of the Employment Agency

Madrid, responsible, transparent and easy

Progress in a transparent, agile and ethical administrative organization, focused on citizenship.

- Public procurement as a tool for innovation and economic and social modernization

Promote the professional development of municipal personnel

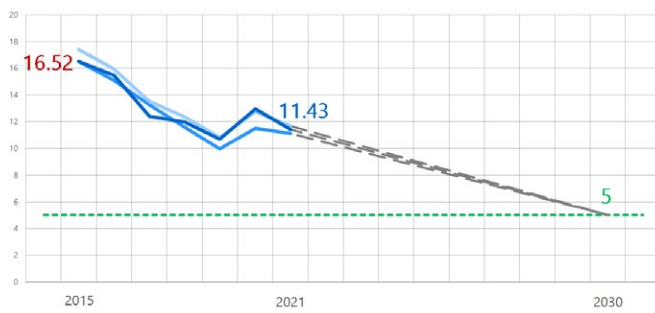
- Madrid 2020-2023: Strategy for Transforming Human Resources Management

348,000 new jobs will be created, 200,000 during the implementation phase and 148,000 during the operation phase.

↑ OUTPUT INDICATOR

Unemployment rate

Disaggregation level	Unit of measure	Years	Update Frequency
Triple analysis	%	2021	Annual



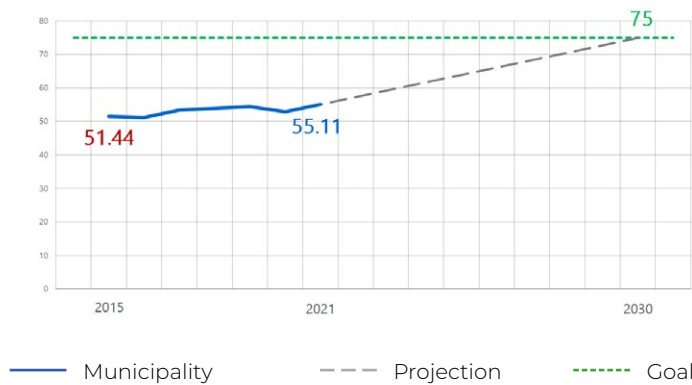
2.2
Economy
Inclusive



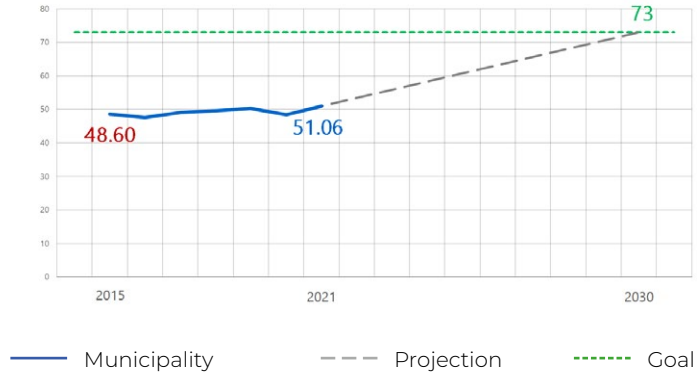
7.1
Productivity,
employment and
diversification

Employment rate

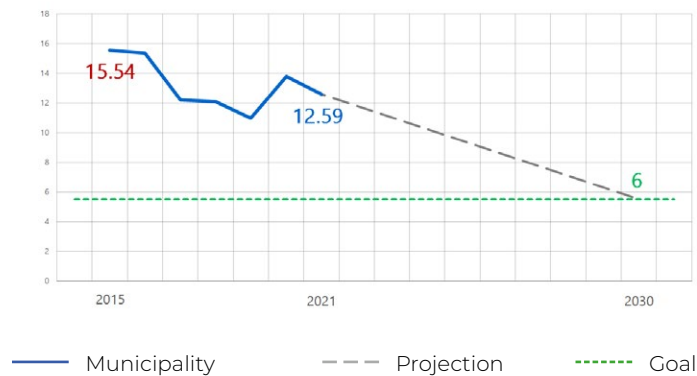
Disaggregation level	Unit of measure	Years	Update Frequency
Municipality	%	2021	Annual



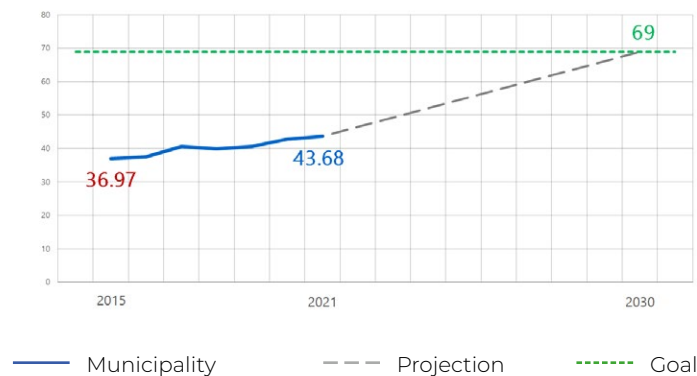
Female employment rate			
Disaggregation level	Unit of measure	Years	Update Frequency
Municipality	%	2021	Annual



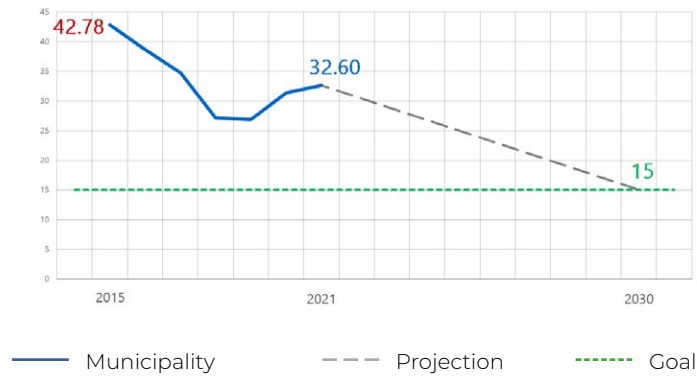
Female unemployment rate			
Disaggregation level	Unit	Years	Update Frequency
Municipality	%	2021	Annual



Senior employment rate			
Disaggregation level	Unit	Years	Update Frequency
Municipality	%	2021	Annual



Youth unemployment rate			
Disaggregation level	Unit	Years	Update Frequency
Municipality	%	2021	Annual



✓ IMPACT

Attaining full employment and decent work, which includes equal pay for equal work for young people and those with disabilities, is essential for sustainable development. Despite more women than men completing tertiary education, women are still less likely to gain employment, particularly in formal employment that provides employee benefits and social care. Consequently, the risk of vulnerability is greater for women than for men, as is demonstrated by the lower employment rate for females in the city of Madrid. Globally, and specifically in Madrid, job creation under fair and legal conditions is necessary to achieve the unemployment goal of 5% by 2030. The Covid-19 pandemic may have impeded job creation, and the figures for 2021 or 2022 may differ significantly from those of 2020. Nevertheless, the post-pandemic reopening and the revival of the job market may help to accelerate the recovery towards 2030, even though attaining the actual goal may be challenging.

Zoom-in: Madrid Nuevo Norte



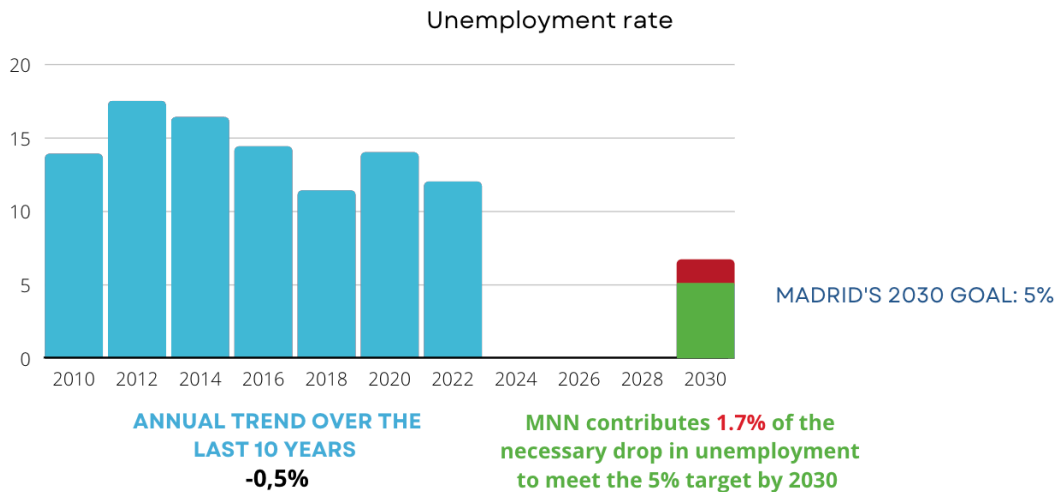
8.5 Full employment and decent work with equal pay

Madrid Nuevo Norte Impact

Madrid Nuevo Norte is expected to create 296,122 jobs in the Community of Madrid alone, with 149,622 jobs in the construction phase and 146,500 jobs during the operational phase. This will have a significant direct impact on SDG8, by reducing the unemployment rate and contributing to Madrid's objective of lowering unemployment to 5% by 2030.

Madrid Nuevo Norte Indicator

Unemployment rate





8.6

Promote youth employment, education and training

GUMF

DESCRIPTION

By 2020, substantially reduce the proportion of youth not in employment, education or training.

MADRID TARGET

Localisation target 8.9 - By 2030 the city of Madrid will achieve a youth unemployment rate of 15 per cent.

INPUT



Government Operational Programme 2019 - 2023

Madrid, a city of opportunities

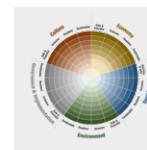
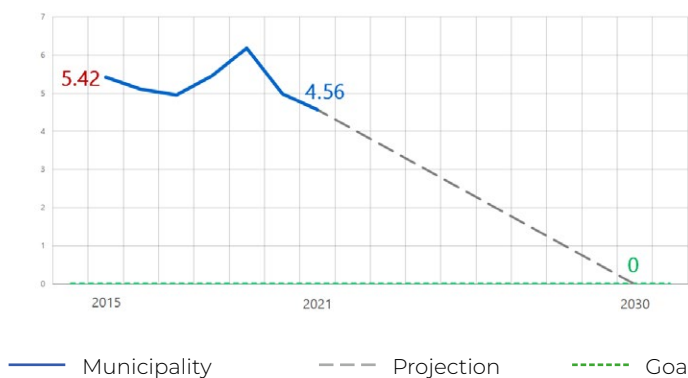
Generate employment opportunities

- Employment and Training Plans
- Restructuring of the Employment Agency

OUTPUT INDICATOR

Youth Not in Education, Employment or Training (NEET)

Disaggregation level	Unit of measure	Years	Update Frequency
Municipality	%	2021	Annual



2.2
Economy
Inclusive



IMPACT

Individuals aged 15 to 24 have been hit the hardest by the economic crisis and continue to be underrepresented in the job market. The distribution of gender pay gaps and unemployment among young people is disproportionately high. Unfortunately, this group has not received sufficient attention, resulting in a significant number of young people being disengaged from employment, education, or training. This lack of engagement can lead to a lack of skill acquisition, a decline in competence, and an increased risk of labour market and social exclusion.

Furthermore, social exclusion can result in participation in street and criminal activities, decreased city safety, and a rejection of available job opportunities, creating a vicious cycle. Therefore, it is crucial to address the issue of youth unemployment through the promotion of educational activities, employment, and training opportunities in public policies aimed at social development. In Madrid, urgent action is necessary to reduce the number of young people who are not in employment, education or training (NEET), despite the figures being relatively low and showing a downward trend. The objective is to achieve a 0% NEET rate by 2030.



8.9

Promote beneficial and sustainable tourism

DESCRIPTION

By 2030, devise and implement policies to promote sustainable tourism that creates jobs and promotes local culture and products.

MADRID TARGET

Localisation target 8.11 - By 2030, make Madrid a more sustainable and accessible tourist destination.

Localisation target 8.12 - Transition to a digital model for the promotion of Madrid as a tourist destination.

Localisation target 8.13 - Promote Madrid as a filming location to stimulate investment and local development.

↓ INPUT



Localisation Strategy for the SDGs of the 2030 Agenda

Promotion of Tourism Area projects to improve sustainability and accessibility.

Increase online promotional activities

Facilitate the development of audiovisual projects in the city of Madrid.

Government Operational Programme 2019 - 2023

Madrid, a city of opportunities

Promote entrepreneurship, competitiveness, innovation and technological knowledge.

- International economic promotion of the City of Madrid

To guarantee the rights and duties of consumers and economic agents.

- Consumer protection and defence

Strengthen the international positioning of the City and enhance the attractiveness of Madrid as a major tourist destination.

- Tourism Strategic Plan
- City Tourism Management

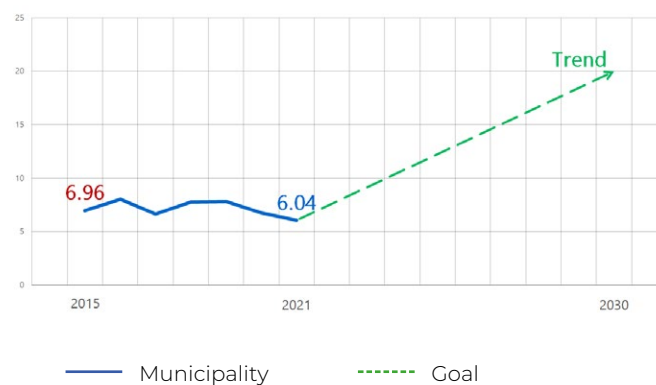
INDICATORS TO MONITOR THE IMPLEMENTATION

Percentage of projects linked to the improvement of sustainability and accessibility with respect to total projects of the Tourism Area.	22% (2021)
Percentage of promotional actions aimed at online publicity vs. total.	65% (2021)
Number of audiovisual projects assisted in production work.	397 (2021)

 OUTPUT INDICATOR

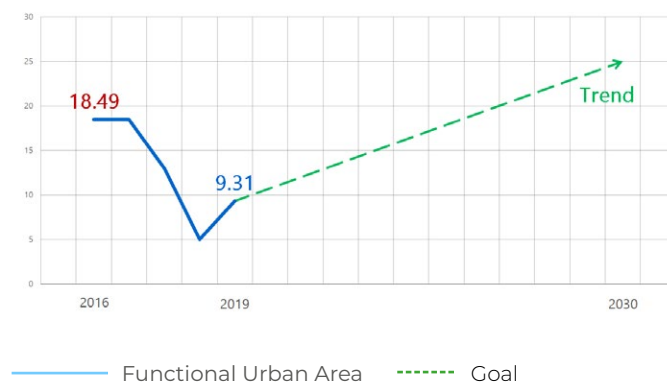
Hospitality industry employment as a proportion of total employment

Disaggregation level	Unit of measure	Years	Update Frequency
Municipality	%	2021	Annual



Tourism GDP growth

Disaggregation level	Unit of measure	Years	Update Frequency
Madrid Functional Urban Area	%	2019	Annual



✓ IMPACT

The benefits of tourism are manifold, including the generation of income for local businesses, revenue for the local council, and job creation. In order to shift towards more sustainable tourism, the city of Madrid has facilitated the development of audiovisual projects and improved the sustainability and accessibility of online promotional activities. While the output indicator for this target has been positive, greater efforts are needed to redirect tourism towards more sustainable practices. Specifically, the percentage of projects aimed at improving sustainability and accessibility within the tourism sector needs to increase in order to achieve the desired effect, as indicated by the effort indicator.



9 INDUSTRY, INNOVATION AND INFRASTRUCTURE





9.1

Develop sustainable, resilient and inclusive infrastructures

DESCRIPTION

Develop quality, reliable, sustainable and resilient infrastructure, including regional and transborder infrastructure, to support economic development and human well-being, with a focus on affordable and equitable access for all.

MADRID TARGET

No localisation target included in the Madrid's "Localisation Strategy for the SDGs of the 2030 Agenda".

↓ INPUT



Government Operational Programme 2019 - 2023

Madrid, a city of opportunities

Boosting the economy and supporting small businesses and the hotel and catering industry

- Strategic Plan for Madrid Markets

Promote entrepreneurship, competitiveness, innovation and technological knowledge.

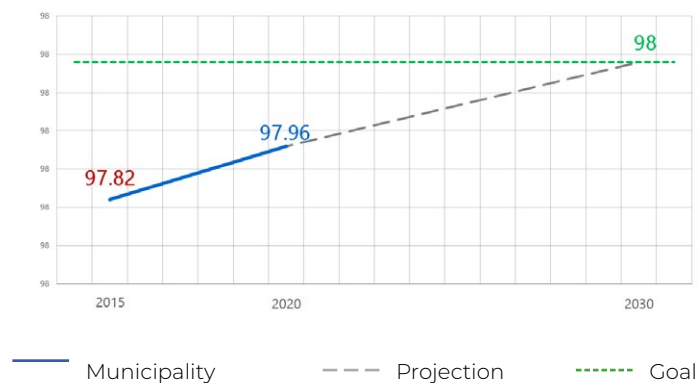
- Actions on business infrastructures



Remodelling of the Chamartín Public Transport hub, addition of new metro and suburban stops

BuP line as well as new urban and interurban bus lines.

City transport performance index			
Disaggregation level	Unit of measure	Years	Update Frequency
Municipality	Index	2020	5 years



✓ IMPACT

The construction of new green infrastructure, retrofitting, or reconfiguring existing infrastructure systems can significantly contribute to reducing environmental impacts and building resilience while increasing resource efficiency. In this context, Madrid's localized inputs primarily focus on market and business infrastructure, with a particular emphasis on transportation. This essay argues that the Madrid Nuevo Norte project and other transport and mobility initiatives linked to SDG11 are essential for improving the city's transport performance and achieving the goals set out in SDG target 9.1.

The Madrid Nuevo Norte project is a prime example of how the city is working towards improving its transport infrastructure. The project aims to revitalize Chamartin's Public Transport hub by expanding the bus line and bus stop offerings, making it easier for people to access public transport. By doing so, Madrid is contributing to SDG target 9.1, which emphasizes the need to build resilient infrastructure, promote inclusive and sustainable industrialization, and foster innovation. Additionally, transport and mobility initiatives linked to SDG 11, such as those aimed at reducing traffic congestion and air pollution, also contribute to improving the city's transport performance, which is used as an output indicator for this target. The success of these initiatives depends on a variety of factors related to the metropolitan structure, including commuting patterns, roads, and public transport systems.



9.3

Increase access to financial services and markets

DESCRIPTION

Increase the access of small-scale industrial and other enterprises, in particular in developing countries, to financial services including affordable credit and their integration into value chains and markets.

MADRID TARGET

No localisation target included in the Madrid's "Localisation Strategy for the SDGs of the 2030 Agenda".

INPUT



Government Operational Programme 2019 - 2023

Madrid, a city of opportunities

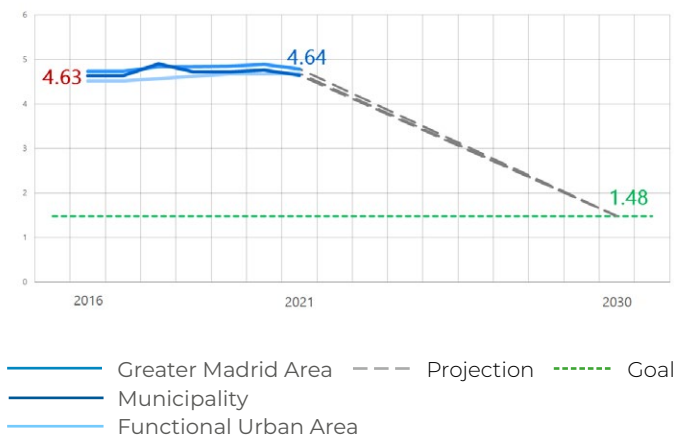
Promote entrepreneurship, competitiveness, innovation and technological knowledge.

- Support for the self-employed and SMEs
- Public-private collaboration in City projects
- Promotion of entrepreneurial culture
- Collaborative networks: exchange of ideas, knowledge and services

OUTPUT INDICATOR

Employment dependency ratio by sector

Disaggregation level	Unit of measure	Years	Update Frequency
Triple analysis	Index	2021	Annual





IMPACT

The primary objective of the Resilience Index is to identify a city's vulnerability to crises or changes that impact its economy and business sector. It measures the distribution of jobs in the city, predicting potential problems that may arise during crises affecting specific economic sectors. A diversified workforce across various sectors is expected to be more resilient to crises than one that specializes in specific sectors. However, being focused on one or more sectors may also have economic and efficiency benefits (*Journal of Risk Research*, Sisto R., 2021).

The Resilience Index for Madrid has a moderate value and could, therefore, be considered sufficiently resilient to a crisis or change impacting its economy. However, upon analysing the data that contributes to the index, it becomes evident that the value of Madrid is primarily due to the sector of "Employment (jobs) in public administration, defence, education, human health, and social work activities (NACE Rev. 2, O to Q)" that doubles the average of other cities analysed. This characteristic usually occurs in regional capitals, although not to such an extreme extent. This sector is less affected by changes; hence it can be inferred that Madrid is more resilient to possible changes due to a strong presence of a static workforce.



9.4 Upgrade all industries and infrastructures for sustainability

DESCRIPTION

By 2030, upgrade infrastructure and retrofit industries to make them sustainable, with increased resource-use efficiency and greater adoption of clean and environmentally sound technologies and industrial processes, with all countries taking action in accordance with their respective capabilities.

MADRID TARGET

Localisation target 9.1 - By 2030, increase the number of entrepreneurial spaces in the city of Madrid.

↓ INPUT



Localisation Strategy for the SDGs of the 2030 Agenda

Promotion of innovation and entrepreneurship spaces from Madrid City Council.

Government Operational Programme 2019 - 2023

Madrid, a city of opportunities

Boosting the economy and supporting small businesses and the hotel and catering industry

- E-commerce training, outreach and information

Promote entrepreneurship, competitiveness, innovation and technological knowledge.

- Use of information technologies in the modernization of industrial sites
- Actions on business infrastructures

To guarantee the rights and duties of consumers and economic agents.

- Mercamadrid's Strategic Plan for Investment and Development

Strengthen the international positioning of the City and enhance the attractiveness of Madrid as a major tourism destination.

- Expansion of fairgrounds

INDICATORS TO MONITOR THE IMPLEMENTATION

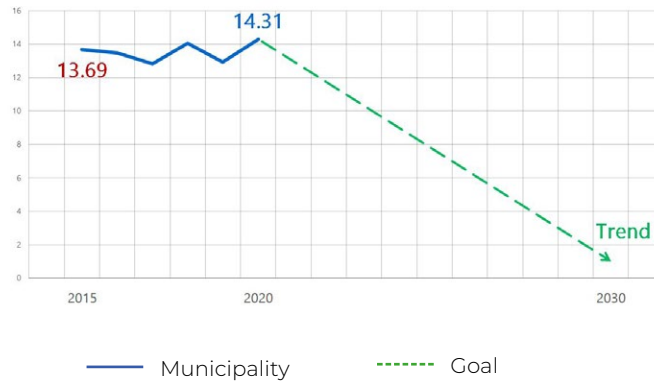
Number of municipal innovation and entrepreneurship spaces.

10 (2021)



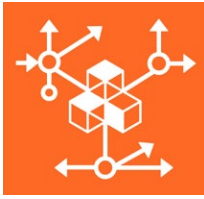
Total industry greenhouse gas emissions per industry GDP

Disaggregation level	Unit of measure	Years	Update Frequency
Municipality	kg/Thousand €	2020	Annual



IMPACT

Inclusive and sustainable industrial development is essential for generating income and enabling rapid and sustained increases in living standards for all individuals. In Madrid, the City Council has established spaces for innovation and entrepreneurship. However, to achieve the SDG target 9.4, these spaces must focus on modern and sustainable forms of industry, which will contribute to a decrease in the output indicator.



9.5

Enhance research and upgrade industrial technologies

DESCRIPTION

Enhance scientific research, upgrade the technological capabilities of industrial sectors in all countries, in particular developing countries, including, by 2030, encouraging innovation and substantially increasing the number of research and development workers per 1 million people and public and private research and development spending.

MADRID TARGET

Localisation target 9.2 - By 2030, encourage public and private investment in research.

↓ INPUT



Localisation Strategy for the SDGs of the 2030 Agenda

Increase the absolute value of public investment

Government Operational Programme 2019 - 2023

Madrid, a city of opportunities

Promote entrepreneurship, competitiveness, innovation and technological knowledge.

- Smart City Strategy

Strengthen the international positioning of the City and enhance the attractiveness of Madrid as a major tourism destination.

- City Tourism Management
- Madrid, center of audiovisual creation and production

Madrid, responsible, transparent and easy

Deepening the digital transformation of the City Council

- Digital Strategy of the City Council

INDICATORS TO MONITOR THE IMPLEMENTATION

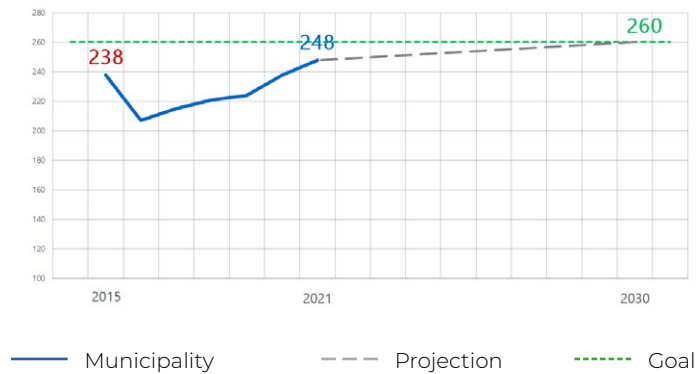
Budget allocated to the promotion of innovation and technology (% of the consolidated budget of the Madrid City Council) 0.28% (2021)

↑ OUTPUT INDICATOR

Start-up attraction index			
Disaggregation level	Unit of measure	Years	Last value
Municipality	Index	2021	14,38

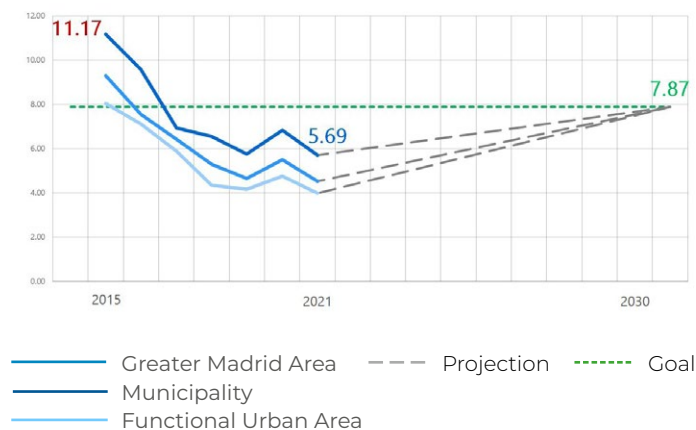
Number of European patents with an applicant from the city of Madrid

Disaggregation level	Unit of measure	Years	Update Frequency
Municipality	Number	2021	Annual



Number of Spanish patents with an applicant from the city of Madrid

Disaggregation level	Unit of measure	Years	Update Frequency
Triple analysis	x 100,000 inh.	2021	Annual



✓ IMPACT

The Madrid City Council has significantly increased public investment, which has played a key role in achieving the research and technology target. This investment may also contribute to SDG 12.a by supporting developing countries in enhancing their scientific and technological capabilities to adopt more sustainable consumption and production patterns.

10 REDUCED INEQUALITIES





10.2

Promote universal social, economic and political inclusion

DESCRIPTION

By 2030, progressively achieve and sustain income growth of the bottom 40 per cent of the population at a rate higher than the national average.

MADRID TARGET

Localisation target 10.1 - Increase the number of municipal contracts for Special Employment Centres and Insertion Companies.

Localisation target 10.2 - Effectively promote the incorporation of persons with intellectual disabilities in the public employees' workforce of the Madrid City Council and guarantee adequate and personalised training for this group.

Localisation target 10.3 - Encourage and increase access for persons with disabilities, as well as the older persons, to the citizen service channels of "Línea Madrid" and the institutional portal of the Madrid City Council.

Localisation target 10.4 - Reduce the imbalance between the most vulnerable neighbourhoods in southern and eastern districts.

Localisation target 10.5 - By 2030, progressively increase the number of persons with disabilities in municipal housing.

Localisation target 10.6 - By 2030, increase the number of dwellings adapted for persons with disabilities to 4 per cent of all municipal dwellings.

Localisation target 10.7 - By 2030, increase social inclusion of persons suffering from addictions.

Localisation target 10.8 - By 2030 raise awareness of and increase access to municipal social services for persons in need, improving their satisfaction.



INPUT



Localisation Strategy for the SDGs of the 2030 Agenda

Increment in the number of public employees with disabilities and improvement of their professional training

Increase in the number of "Línea Madrid" citizen service offices with special services for the older persons and persons with disabilities.

Increase in the accessibility of Madrid Web Portal

Government Operational Programme 2019 - 2023

Madrid, a city of opportunities

Strengthen the international positioning of the City and enhance the attractiveness of Madrid as a major tourist destination.

- City Tourism Management

Madrid, a city for all families

Increase the intervention capacity of municipal services to help the most vulnerable persons.

- Reformulation of the Social Services care model
- Expansion of the municipal network of Social Services Centres and Primary Social Care

Social and fiscal support for families and their most vulnerable members, such as the older persons, dependent persons and children.

- Improved quality of life for families
- Expansion and improvement of services for the older persons
- Families caring for dependent persons
- Prevention of loneliness in the older persons
- Expansion of the municipal network of Day Care and Senior Citizen Centres
- Local Plan for Children and Adolescents
- Expansion of the municipal network of Youth Centres

Fight against homelessness, with housing and employment as the main lines of intervention.

- Fight against homelessness

Guarantee equal opportunities between women and men, defend the rights of LGTBI persons and eradicate gender violence

- Expansion of the Network of Equality Spaces
- Defence of the rights of LGTBI persons.
- Gender mainstreaming

Madrid, a sustainable city

Promote territorial transformation and rebalancing through rehabilitation, regeneration and urban renewal.

- Urban redevelopment
- Urban regeneration
- Urban renewal
- Elimination of physical and sensory barriers and full inclusion and autonomy of all persons.

Recover and conserve public spaces and provide them with new facilities.

- Public spaces renovated with accessibility and sustainability criteria

Madrid, responsible, transparent and easy

Addressing the impact of Covid-19

- Help and support to those at home, facilitate confinement.
- Economic and fiscal aid to mitigate the negative economic effects that may occur in certain sectors of the City's economy.
- Measures for the reactivation of the City

Participatory process involving focus groups and interviews with persons with physical and sensory disabilities, older persons, young persons with cerebral palsy and children with physical disabilities/cerebral palsy, for the design of the urban logistics in Madrid Nuevo Norte

Accessible Pedestrian Itinerary: 100% of pavements, bike lanes and crossings will be accessible and barrier-free in accordance with the highest international standards.

Gender, Childhood, Adolescence and Family analysis study in the planning phase.

The Social Commitment Department has been working directly and constantly with neighbours, groups and associations for more than three years.

INDICATORS TO MONITOR THE IMPLEMENTATION

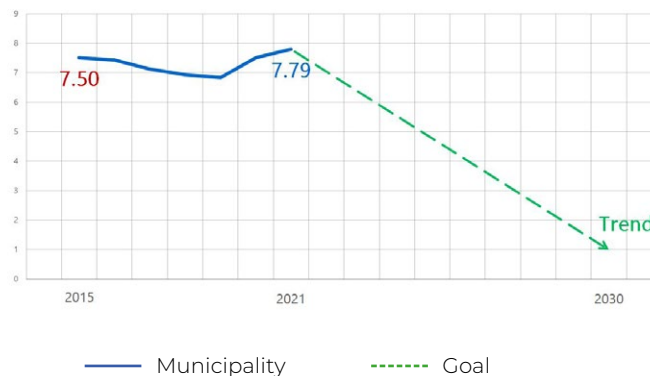
Number of tenants with disabilities	175 (2021)
Percentage of adapted housing	2.78% (2021)
Number of participants in the municipal programme of integration of persons with addictions through sport	212 (2021)
Number of job placements of persons assisted in the network of the Institute for Addictions	3,682 (2021)
Percentage of persons attended to in the District Social Services Centres	13.2% (2021)
Evaluation of the treatment and care received by the staff of the Social Services	8.5 (2021)



OUTPUT INDICATOR

Unemployed persons with disabilities

Disaggregation level	Unit of measure	Years	Update Frequency
Municipality	%	2021	Annual





IMPACT

To address all forms of inequality, not just those related to poverty, as addressed in SDG1, Madrid's strategy focuses heavily on reducing discrimination based on gender, sexual orientation, age, and ability.

To improve the living conditions and access to opportunities for all citizens and reduce inequality, the Madrid Municipality has not only promoted social and fiscal support programs for vulnerable families but also a range of measures aimed at supporting people with disabilities. Despite the city's efforts to integrate disabled people into the labour market, the output indicators show a slight increase in the percentage of unemployed people with disabilities. It is worth noting that this increase may be influenced by the general rise in unemployment due to the impact of Covid-19.

Additionally, the Madrid Nuevo Norte project is engaging in a participatory process that includes focus groups and interviews with older people, people with physical and sensory disabilities, and their families to ensure the accessibility of the urban project design.



10.4

Adopt fiscal and social policies that promote equality

GUMF

DESCRIPTION

Adopt policies, especially fiscal, wage and social protection policies, and progressively achieve greater equality.

MADRID TARGET

Localisation target 10.9 - Progressively reduce income inequality in the city of Madrid. Localisation target 10.10 - Favour access to property tax (IBI) benefits for taxpayers in situations that justify the application of social protection measures.”



INPUT



Localisation Strategy for the SDGs of the 2030 Agenda

Expanding access to tax benefits for persons under social protection

Government Operational Programme 2019 - 2023

Madrid, a city of opportunities

Incentivize economic activity by reducing taxes, fees, penalties and bureaucratic obstacles.

- Reduction of taxes, fees and penalties to promote economic activity

Madrid, a city for all families

Social and fiscal support for families and their most vulnerable members, such as the older persons, dependent persons and children.

- Tax reduction in favour of families

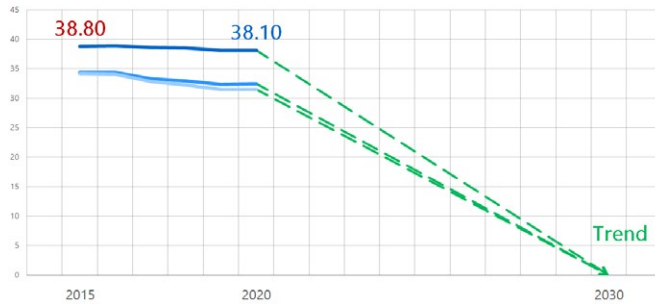
INDICATORS TO MONITOR THE IMPLEMENTATION

Number of taxpayers in a social protection situation accessing some kind of tax benefits

22,698 (2021)

Gini coefficient

Disaggregation level	Unit	Years	Update Frequency
Triple analysis	Index	2020	Annual



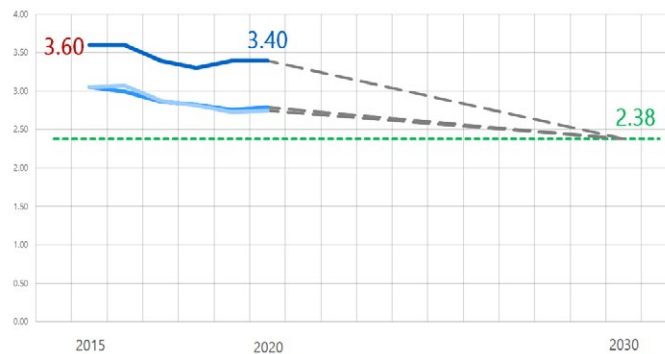
1.4
Society
Sustainable

— City
— Municipality
— Functional Urban Area

--- Projection Goal

S80/S20 income distribution*

Disaggregation level	Unit of measure	Years	Update Frequency
Triple analysis	Index	2020	Annual



— Greater Madrid Area --- Projection Goal
— Municipality
— Functional Urban Area

* The S80/S20 ratio measures the relative disparity in the distribution of a given order of magnitude. In the case of income distribution, it compares the mass of income held by the 20% of the richest persons to that held by the bottom 20% of the poorest.

✓ IMPACT

Measuring income distribution is one way to gauge inequality, with both the Gini coefficient and the S80/S20 ratio expected to decrease over time as a sign of decreasing inequality. Madrid has made progress in reducing income inequality while expanding access to tax benefits for taxpayers under social protection measures. These efforts contribute to the GUMF 1.4.2 Gini coefficient indicator, which is a measure of income inequality.



10.7

Responsible and well-managed migration policies

DESCRIPTION

Facilitate orderly, safe, regular and responsible migration and mobility of persons, including through implementation of planned and well-managed migration policies.

MADRID TARGET

No localisation target included in the Madrid's "Localisation Strategy for the SDGs of the 2030 Agenda".

INPUT



Government Operational Programme 2019 - 2023

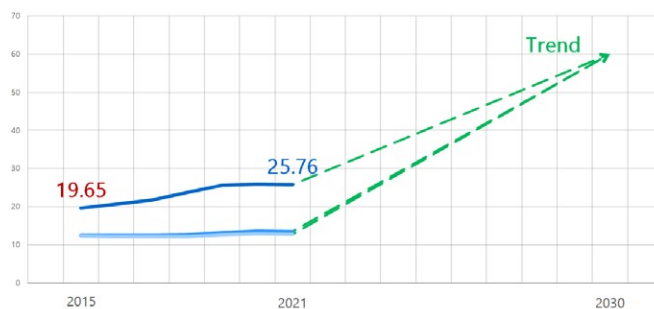
Madrid, a city for all families

To achieve full integration of immigrants and their families.

- Social and intercultural coexistence

OUTPUT INDICATOR

Foreign-born employment rate			
Disaggregation level	Unit	Years	Update Frequency
Triple analysis	%	2021	Annual



— Greater Madrid Area - - - Goal
— Municipality
— Functional Urban Area



IMPACT

Madrid is home to thousands of migrants from all over the world, and like other cities throughout Europe, it is making efforts to welcome migrants and refugees. These efforts include providing assistance with document sorting, finding employment, and building careers. Although not explicitly outlined in Madrid's strategy, the Government Operational Programme 2019-2023 aims to achieve full integration of immigrants and their families through social and intercultural coexistence. These efforts are reflected in the increasing foreign employment rate since 2015, with a slight dip in the graph, which may be related to a general fall in employment. It is worth noting that these targets and indicators are also interlinked with those related to employment and non-discrimination policies in SDG8 and SDG16.



11 SUSTAINABLE CITIES AND COMMUNITIES





11.1 Safe and affordable housing

DESCRIPTION

By 2030, ensure access for all to adequate, safe and affordable housing and basic services and upgrade slums.

MADRID TARGET

Localisation target 11.1 - Promote the establishment of property taxes relief to encourage the sale of empty homes for renting.

Localisation target 11.2 - Increase public rental housing stock.

Localisation target 11.3 - By 2030 , implement and consolidate new formulas to guarantee the right of access to housing for homeless persons in the city of Madrid.

Localisation target 11.4 - By 2030, progressively reduce household expenditure on housing and housing supplies.



INPUT



Government Operational Programme 2019 - 2023

Madrid, a city for all families

Increase the intervention capacity of municipal services to help the most vulnerable persons.

- Expansion of the municipal network of Social Services Centres and Primary Social Care
- Urgent action by Social Services

Social and fiscal support for families and their most vulnerable members, such as the older persons, dependent persons and children.

- Expansion of the municipal network of Day Care and Senior Citizen Centres
- Expansion of the municipal network of Youth Centres

Facilitating education and housing as a vector for personal and social development.

- Access to housing
- Tax reduction to facilitate housing

Fight against homelessness, with housing and employment as the main lines of intervention.

- Fight against homelessness

Enhancing safety and improving emergency response

- Fight against 'illegal squatting'.
- Safety, coexistence and recovery of particularly degraded neighbourhoods

Madrid, a sustainable city

- Redefinition of the uses of municipal centres and spaces. Promote territorial transformation and rebalancing through rehabilitation, regeneration and urban renewal.

- Housing Observatory

Madrid, responsible, transparent and easy

Addressing the impact of Covid-19

- Guarantee of food, housing and other basic needs, especially for the most deprived.



Construction of around 10,500 residential units
Twenty per cent of all the housing in Madrid Nuevo Norte (2,100), proportionally distributed among the three areas, will have public protection.

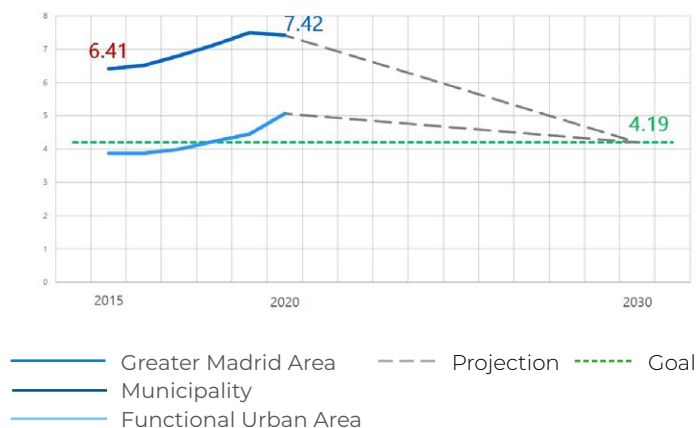
INDICATORS TO MONITOR THE IMPLEMENTATION

Number of properties with property tax relief	0 (2021)
Number of municipal public rental housing units	6,423 (2021)
Number of private housing units managed by the City Council	6,545 (2021)
Homeless men participating in municipal housing access programmes	285 (2021)
Homeless women participating in municipal housing access programmes	69 (2021)



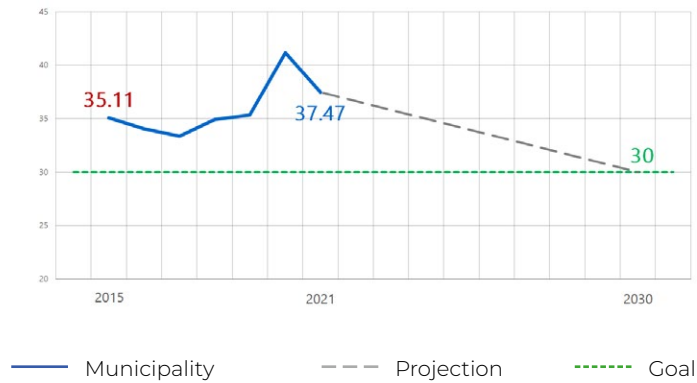
OUTPUT INDICATOR

Housing access index			
Disaggregation level	Unit of measure	Years	Update Frequency
City/Municipality	Index	2020	Annual



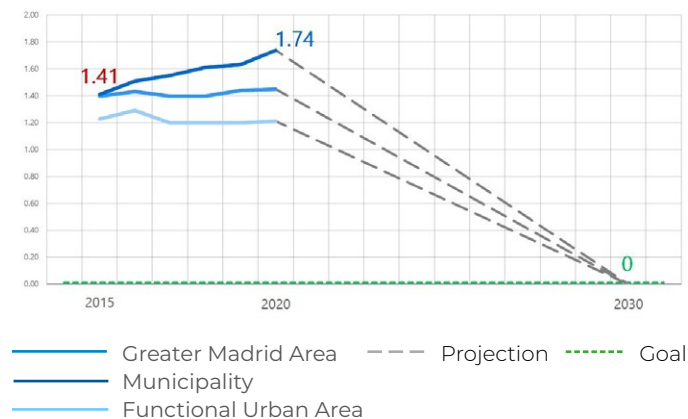
Percentage of the household budget spent on housing, water, electricity, gas and other fuels

Disaggregation level	Unit of measure	Years	Update Frequency
Municipality	%	2021	Annual



Population living in vulnerable sections

Disaggregation level	Unit of measure	Years	Update Frequency
Triple analysis	%	2020	Annual



IMPACT

Madrid encourages the sale of vacant housing for social rental through the establishment of real estate tax rebates. This approach aims to increase the number of public rental housing units managed by the City Council. The city also strives to implement and consolidate new measures to ensure the right to access housing for homeless individuals and gradually reduce household spending on housing and utilities. One of the key efforts towards this goal is the Madrid Nuevo Norte project, which plans to construct approximately 10,500 homes and will significantly impact affordable housing in Madrid.

Zoom-in: Madrid Nuevo Norte



11.1 Safe and affordable housing

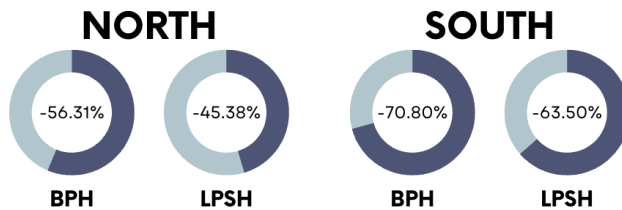
Impact

Madrid Nuevo Norte's significant proportion of social housing compared to those regulated for free housing will positively impact housing affordability indicators, encouraging fairer and more sustainable procurement practices.

Madrid Nuevo Norte Indicator

Difference in land value of free housing compared to subsidised housing

Difference in land value of free housing compared to subsidised housing



BPH = Basic Public Housing
LPSH = Limited-Price Social Housing

24.5% of housing in MNN will have some form of protection, which has a direct impact on **access to housing** due to the large difference in prices per m2 of these dwellings.



11.2

Affordable and sustainable transport systems

GUMF

SPANISH URBAN ACENDA

DESCRIPTION

By 2030, provide access to safe, affordable, accessible and sustainable transport systems for all, improving road safety, notably by expanding public transport, with special attention to the needs of those in vulnerable situations, women, children, persons with disabilities and older persons.

MADRID TARGET

Localisation target 11.5 - Gradually expand the cycling infrastructure in the city of Madrid.

Localisation target 11.6 - Progressively increase the use of bicycles as a mode of transport through the BiciMAD public transport system.

Localisation target 11.7 - Increase the number of persons travelling by public transport.

↓ INPUT



MADRID

Localisation Strategy for the SDGs of the 2030 Agenda

Increase in the number of BiciMAD stations and separate and non-separate bicycle lanes

Government Operational Programme 2019 - 2023

Madrid, a sustainable city

- Madrid 360°

Ensuring sustainable mobility.

- Sustainable vehicles
- Cycling mobility
- Sustainable EMT
- Improved mobility infrastructure
- Sustainable parking network
- Management of Madrid Central
- Integral Road Safety Plan

Madrid, an open, cultured and sporting city to promote culture in its universal and local perspective.

- Madrid Cultural Capital

Increase sports infrastructures and services and promote sports as a healthy and inclusive tool.

- Promotion of sports



Remodelling of the Chamartín Public Transport hub, addition of new metro and suburban stops, priority bus line as well as new urban and interurban bus lines.
Separate bicycle lanes.



Including more clean vehicles in the municipal fleet
Electrification of Transport sector
Reduction of transport demand
Implementation of a low emission zone and parkings.
Modal shift fleet renovation
Expansion of the BiciMAD system to more districts
Installation of new public chargers for electric vehicles

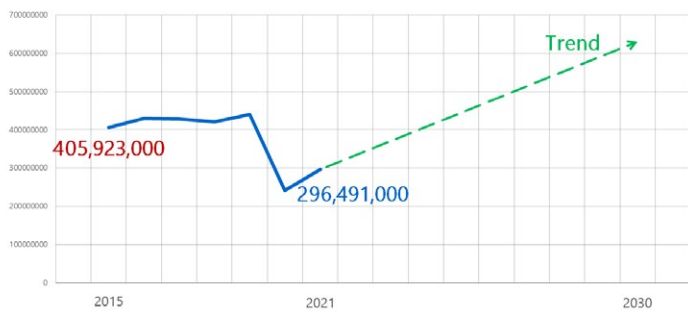
INDICATORS TO MONITOR THE IMPLEMENTATION

Kilometres of dedicated cycle lanes	359.9 (2021)
Kilometres of total cycle lanes	715 (2021)
Number of districts reached by the BiciMAD System	15 (2021)

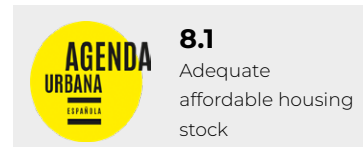
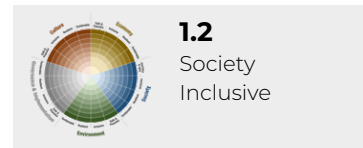
↑ OUTPUT INDICATORS

Number of passengers in Municipal Public Transport (EMT)

Disaggregation level	Unit o measure	Years	Update Frequency
Municipality	Number	2021	Annual

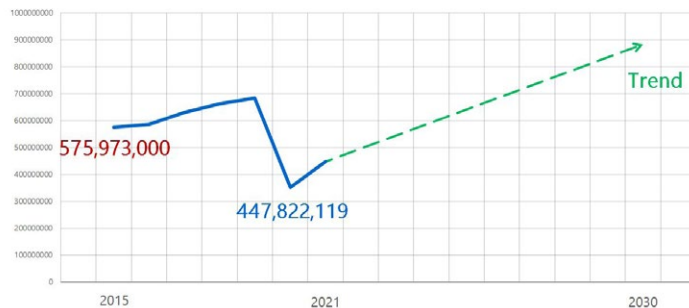


— Municipality - - - Projection - - - - - Goal



Number of passengers in Municipal Public Transport (Metro Madrid)


Disaggregation level	Unit of measure	Years	Update Frequency
Municipality	Number	2021	Annual



— Municipality - - - - - Goal



1.2
Society
Inclusive



8.1
Adequate
affordable housing
stock

IMPACT

A well-functioning transport system is crucial for individuals to access their places of work, education, services, and social activities. To contribute to sustainable development, sustainable transport should be accessible to all customers, including those with special needs such as physical, visual, and/or hearing impairments, as well as those with temporary disabilities, older persons, children, and other persons in vulnerable situations. The availability, type, quality, and safety of transport systems are all critical factors to consider when designing sustainable and inclusive cities and communities.

Madrid has made significant progress in increasing the use of bicycles as a mode of transport through the BiciMAD public transport system, by expanding the cycling infrastructure across the city. The ongoing reform and modernisation of the metro and public transport infrastructure, suburban stops, as well as the addition of new urban and interurban bus lines, will contribute significantly towards achieving the target by 2030.

It is worth noting that the decrease in the indicators for this target aligns with the Covid-19 lockdown period, which may provide a plausible explanation for the indicators' behaviour. However, before and after the peaks, the use of Madrid's transport systems remains stable or is increasing.



11.4

Protect the world's cultural and natural heritage

GUMF

DESCRIPTION

Strengthen efforts to protect and safeguard the world's cultural and natural heritage.

MADRID TARGET

Localisation target 11.8 - Obtain UNESCO World Heritage status for the candidature named "El Paseo del Prado y el Buen Retiro, paisaje de las Artes y las Ciencias" (The Prado Promenade and the Buen Retiro, a Landscape of Arts and Sciences).

Localisation target 11.9. - By 2030, progressively increase the use and enjoyment of municipal library services by the citizens of Madrid.

Localisation target. 11.10. - Facilitate access to more favourable tax conditions (exemptions or reductions) in property tax for buildings that are specially protected due to their consideration as historical heritage (especially by application of the Historical Heritage Law of the Community of Madrid).



INPUT



Localisation Strategy for the SDGs of the 2030 Agenda

Increase the investment for the preservation, protection and conservation of cultural and natural heritage.

Submission of "El Paseo del Prado y el Buen Retiro, paisaje de las Artes y las Ciencias" as a candidate to be declared World Heritage by UNESCO.

Promotion of cultural dissemination and reading promotion activities by Madrid City Council.

Government Operational Programme 2019 - 2023

Madrid, a city of opportunities

Strengthen the international positioning of the City and enhance the attractiveness of Madrid as a major tourist destination.

- Tourism Strategic Plan
- City Tourism Management
- Expansion of fairgrounds

Madrid, a city for all families

To achieve full integration of immigrants and their families.

- Social and intercultural coexistence

Madrid, an open, cultured and sporting city to promote culture in its universal and local perspective.

- Support for cultural creation
- Activation of unique spaces
- Madrid Cultural Capital

- Matadero, spearhead of Madrid's artistic and cultural modernity
- Support for reading and the book sector
- Construction and expansion of libraries
- Improvement of Municipal Museums
- Proximity cultural programming
- Construction and improvement of spaces and centres
- Tax reduction to favour culture



Six allotments for cultural equipment, including a preserved building and two shrines.

INDICATORS TO MONITOR THE IMPLEMENTATION

UNESCO World Heritage nomination	YES
Number of activities of cultural dissemination and reading promotion	7,094 (2021)
Number of attendees to reading promotion activities	61,232 (2021)



OUTPUT INDICATOR

Cultural index			
Disaggregation level	Unit of measure	Years	Update Frequency
Municipality	Index	2019	2 years

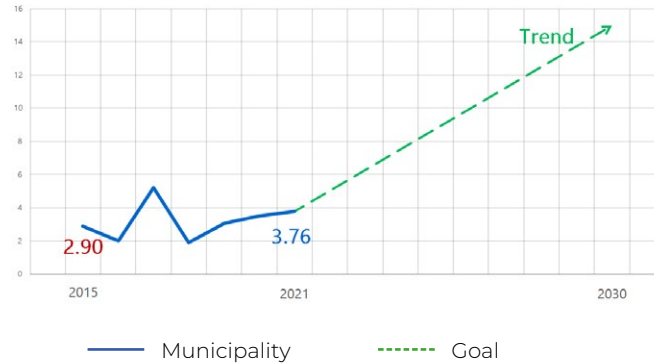


4.2
Culture
Inclusive

— Municipality - - - Projection - - - - - Goal

Protection and management of the Historic-Artistic Heritage per inhabitant

Disaggregation level	Unit of measure	Years	Update Frequency
Municipality	€/Inh.	2021	Annual



IMPACT

Protecting cultural and natural heritage is a crucial aspect of public policy, as it directly impacts the preservation of natural and historical surroundings and contributes to the sustainability of cities and human settlements. Madrid provides a great example of this commitment through its increased commitment in the preservation, protection, and conservation of cultural and natural heritage. A noteworthy demonstration of this commitment is the submission of “El Paseo del Prado y el Buen Retiro, paisaje de las Artes y las Ciencias” as a candidate for UNESCO World Heritage status.

In additions, the promotion of cultural dissemination and reading activities by Madrid City Council has significantly contributed to the protection of cultural and natural heritage. Preserving cultural heritage not only promotes cultural consumption but also benefits the local economy by increasing employment and income.



11.6

Reduce the environmental impact of cities

GUMF

SPANISH URBAN AGENDA

DESCRIPTION

By 2030, reduce the adverse per capita environmental impact of cities, including by paying special attention to air quality and municipal and other waste management.

MADRID TARGET

Localisation target 11.11 - The air quality in Madrid is in accordance with the World Health Organisation (WHO) guidelines for nitrogen dioxide and particulate matter concentrations.

↓ INPUT



MADRID

Localisation Strategy for the SDGs of the 2030 Agenda

Development of a decarbonisation roadmap

Government Operational Plan 2019 - 2023

Madrid, a sustainable city

- Madrid 360°

Making Madrid a green and clean city

- Strategic Cleaning Plan
- Waste Strategy of the City of Madrid
- Improvements to the Valdemingómez Technology Park (PTV)
- Water Management in Madrid
- Noise Control

Promoting clean energy and air quality

- Healthy and sustainable environment
- Sustainable municipal buildings and facilities

Promote territorial transformation and rebalancing through rehabilitation, regeneration and urban renewal.

- Urban redevelopment
- Urban regeneration
- Urban renewal
- Start of large urban development projects



Madrid Nuevo Norte

Integrated approach to the materials cycle and waste management, both in the construction phase and in city operations in the future



MADRID

Implementation of low emission zone
Promotion of electric mobility and low emission public transport



MADRID

INDICATORS TO MONITOR THE IMPLEMENTATION

Number of stations in the air quality monitoring network that exceed the guideline values (NO2, PM2,5, PM10)

1 (2021)

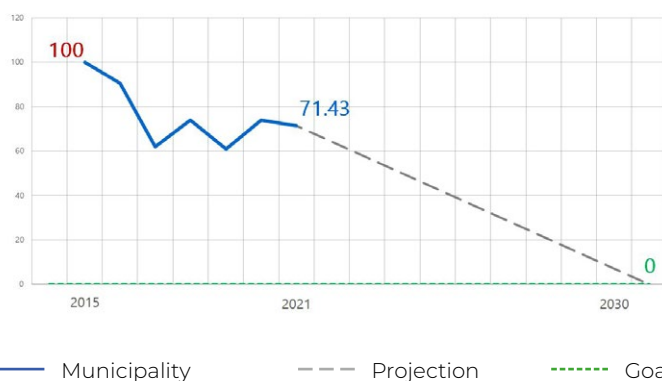


OUTPUT INDICATOR

Urban domestic waste per capita			
Disaggregation level	Unit of measure	Years	Update Frequency
Municipality	Kg/Hab	2021	Annual



Air quality Index			
Disaggregation level	Unit of measure	Years	Update Frequency
Municipality	%	2021	Annual



3.1
Environment
Safe & Peaceful

3.2
Reducing
greenhouse gas
emissions



IMPACT

Large and densely populated cities, such as Madrid, offer ample opportunities for effective environmental action, demonstrating that urbanisation can serve as a transformative force towards more sustainable societies. In Madrid, air quality has significantly improved with the decrease in air pollutants. This trend is expected to continue with the implementation of the Madrid decarbonisation roadmap, which includes a low emission zone, promotion of electric mobility, and low-emission public transport. Madrid Nuevo Norte also contributes to this target by incorporating sustainable infrastructure that will reduce waste released into nature and air in the form of pollutants.

A key trend for the near future could be the renaturalisation of the city through the integration of green areas into the urban environment. These areas should be functional and effective in terms of energy efficiency, efficient use of resources and the improvement of air quality.



11.7

Provide access to safe and inclusive green and public spaces

GUMF

SPANISH URBAN AGENDA

DESCRIPTION

By 2030, provide universal access to safe, inclusive and accessible, green and public spaces, in particular for women and children, older persons and persons with disabilities.

MADRID TARGET

Localisation target 11.12 - By 2030, progressively increase green areas in the city

↓ INPUT



MADRID

Localisation Strategy for the SDGs of the 2030 Agenda

Increase and improve the amount and quality of the green urban areas in the city

Government Operational Programme 2019 - 2023

Madrid, a city for all families

Enhancing safety and improving emergency response

- Safety, coexistence and recovery of particularly degraded neighbourhoods

Madrid, a sustainable city

Making Madrid a green and clean city

- Maintenance and improvement of trees, parks and green areas.

Promote territorial transformation and rebalancing through rehabilitation, regeneration and urban renewal.

- Start of large urban development projects



Madrid
Nuevo
Norte

18 allotments of more than 1ha for basic green areas.

Dense, compact, mixed-use city model to generate public spaces, with dense city built-up densities 1.05-1.75

Design an environmental axis that will function as a structuring axis for development and also as a connector between Madrid and nature, also allowing the conservation of the existing cultural heritage in the area by integrating the two shrines located in the project within the new environmental corridor.

Creation of more than 445,000 m² of new green areas that promote biodiversity and variety of ecosystems improving comfort in the public space through the use of vegetation.

Functional cultural programme with a mix of uses and activities for the whole of Madrid Nuevo Norte to ensure the activation of the spaces.

INDICATORS TO MONITOR THE IMPLEMENTATION

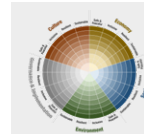
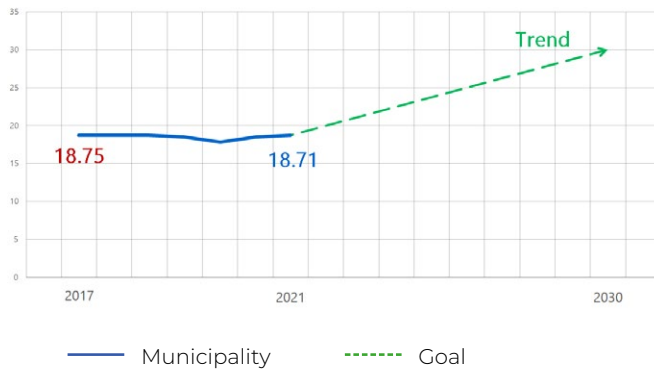
Number of street trees

851.703 (2018)



OUTPUT INDICATOR

Green area per capita			
Disaggregation level	Unit of measure	Years	Update Frequency
Municipality	m2/Inh.	2021	Annual



3.2
Environment
Inclusive



2.3
Quality and
accessibility of
public spaces



IMPACT

Public open and green spaces are undeveloped pieces of land or land with no buildings that are accessible to the public free of charge. They provide recreational areas for residents, enhance the beauty and environmental quality of neighbourhoods, and encourage physical activity, which is linked to SDG3. Moreover, public spaces serve as safe spaces for women and girls, helping to reduce violence against them, which is linked to SDG5. They also provide workplaces for many informal workers, which is linked to SDG8. Green and efficient public spaces in cities help address both climate change mitigation and resilience, which tackles SDG13. Therefore, public spaces present an opportunity for cities such as Madrid to address SDGs comprehensively.

The above indicator highlights the need for Madrid to increase the number or extension of green areas per inhabitant, as the trend has remained stable and even shown a slight decline in recent years. In this regard, Madrid Nuevo Norte's initiatives to increase accessibility to green spaces and improve the mix of uses become relevant for the district and the city in a broader context.

Zoom-in: Madrid Nuevo Norte

11.7 Provide access to safe and inclusive green and public spaces

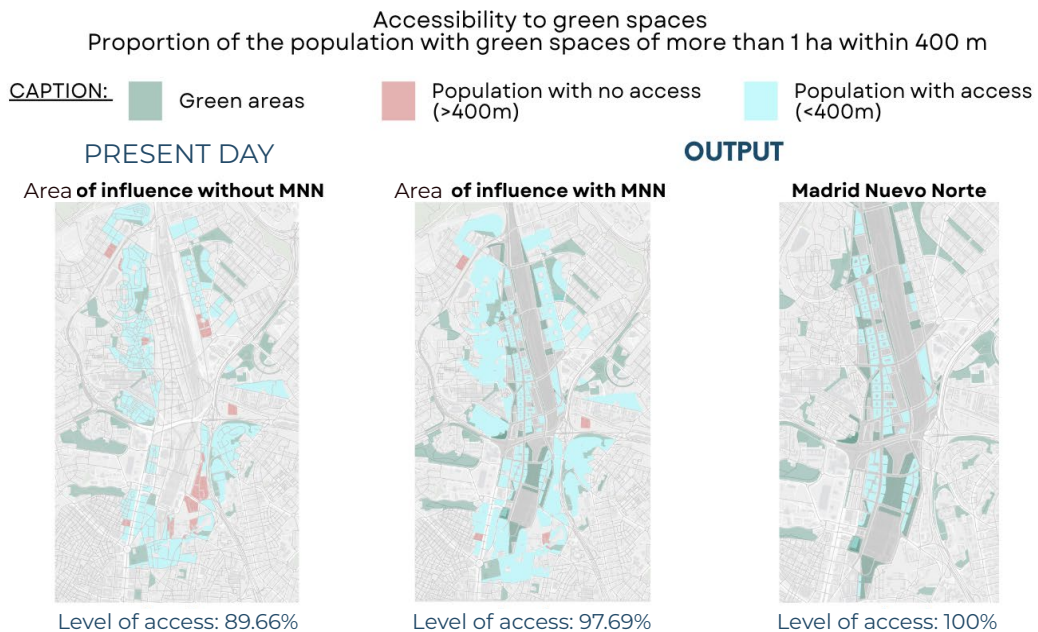
Impact

The green spaces planned in Madrid Nuevo Norte, including the new Central Park, will contribute to reducing the number of people without access to these services in the surrounding areas. This will support Madrid's strategic objective of increasing green spaces, and have a positive impact on the indicators related to target 11.7.

Madrid Nuevo Norte Indicator

Accessibility to green spaces

Proportion of the population with green spaces of more than 1ha within 400 metres





11.b

Implement policies for inclusion, resource efficiency and disaster risk reduction

DESCRIPTION

By 2020, substantially increase the number of cities and human settlements adopting and implementing integrated policies and plans towards inclusion, resource efficiency, mitigation and adaptation to climate change, resilience to disasters, and develop and implement, in line with the Sendai Framework for Disaster Risk Reduction 2015-2030, holistic disaster risk management at all levels.

MADRID TARGET

Localisation target 11.13 - By 2030, carry out in the city of Madrid all the actions included in the Flood Mitigation Study, as well as the implementation of new solutions based on sustainable urban drainage systems in order to minimise the harmful effects of flooding and improve the city's sanitation system.



INPUT



Localisation Strategy for the SDGs of the 2030 Agenda

Implement mitigation actions included in the Flood Mitigation Study and new solutions based on sustainable urban drainage systems

Government Operational Programme 2019 - 2023

Madrid, responsible, transparent and easy

Contribute to the achievement of the 2030 Agenda and its Sustainable Development Goals

- Strategy for the implementation of the 2030 Agenda



Implementation of Urban Sustainable Stormwater Drainage Systems with different capacities in Madrid Nuevo Norte areas.

- Business Centre: 15,977 m³
- Malmea: 27,877 m³
- Las Tablas: 7,210 m³

INDICATORS TO MONITOR THE IMPLEMENTATION

Volume of Sustainable Urban Drainage System (SUDS) design installed

45,000 (2021)

✓ IMPACT

The risk in urban areas is determined by two factors: the location and exposure to hazards, and increased vulnerability due to environmental degradation and the depletion of resources. Both of these factors are taken into consideration in Madrid's Localisation Strategy, the Government Operational Plan, and Madrid Nuevo Norte initiatives, such as the Flood Mitigation Study, the Strategy for the Implementation of the 2030 Agenda, and the Implementation of Urban Sustainable Stormwater Drainage Systems. Additionally, risk mitigation and reduction align with the climate action objectives incorporated into SDG13 and SDG15.

Zoom-in: Madrid Nuevo Norte



11.b Implement policies for inclusion, resource efficiency, and disaster risk reduction

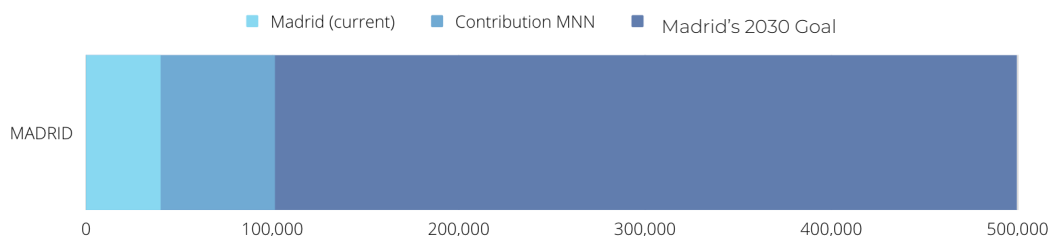
Madrid Nuevo Norte Impact

The installation of Sustainable Urban Drainage Systems (SUDS) with an annual drainage capacity of 5,064 m³ will make a positive contribution to Madrid's target 11.13 by reducing the risk of flood damage in the city, increasing its adaptive capacity to the effects of climate change and enhancing resilience to disasters, ultimately having a positive impact on target 11.b.

Madrid Nuevo Norte Indicator

Design volume (m³) of installed Sustainable Urban Drainage Systems (SUDS)

Design volume (m³) of installed Sustainable Urban Drainage Systems (SUDS)



Despite representing only 0.6% of the surface area of the city of Madrid, the implementation of Sustainable Urban Drainage Systems planned in MNN will **double** the volume of SUDS storage available in the city's current scenario, and will **contribute 12.3% of the target volume of SUDS installed in Madrid by 2030**.

12 RESPONSIBLE CONSUMPTION AND PRODUCTION





12.3

Halve global per capita food waste

DESCRIPTION

By 2030, halve per capita global food waste at the retail and consumer levels and reduce food losses along production and supply chains, including post-harvest losses.

MADRID TARGET

Localisation target 12.1 - By 2030, reduce unrecovered organic waste from Mercamadrid's food division.

INPUT



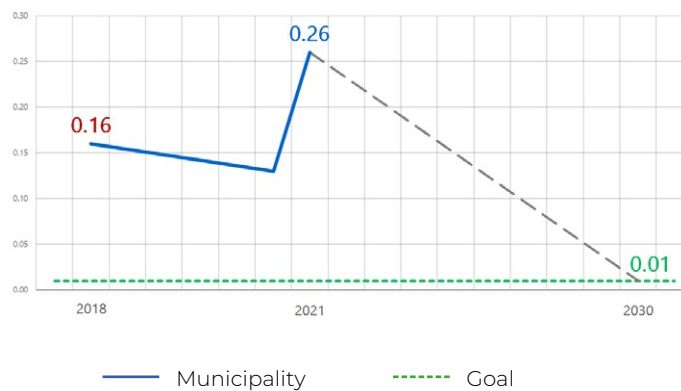
Government Operational Programme 2019 - 2023

Madrid, a city of opportunities
To guarantee the rights and duties of consumers and economic agents.

- Mercamadrid's Strategic Plan for Investment and Development

OUTPUT INDICATOR

Share of non-recovered organic waste in the total input of goods (Mercamadrid)			
Disaggregation level	Unit of measure	Years	Update Frequency
Municipality	%	2021	Single value





IMPACT

Sustainable consumption and production patterns involve the efficient use of resources, respect for resource constraints, and reducing pressure on natural capital to enhance overall well-being while maintaining a clean and healthy environment.

It is essential for cities to promote improved living standards through the efficient use of resources, which will help to reduce the negative environmental impact associated with resource consumption. Increasing the circularity of materials in the economy will also reduce the need for resource extraction and decrease the amount of waste ending up in landfills or incinerators.

The percentage of non-recovered organic material has increased due to significant improvements in waste treatment introduced in Mercamadrid over the last year, resulting in better measurement of the generated waste. However, it is safe to assume that the trend is positive, with less non-recovered organic waste generated than in the previous year. The forecast for meeting the 2030 goal remains unchanged.



12.5

Substantially reduce waste generation

DESCRIPTION

By 2030, substantially reduce waste generation through prevention, reduction, recycling and reuse.

MADRID TARGET

Localisation target 12.2 - By 2030, steadily increase the volume of recyclable materials recovered in the city of Madrid.



INPUT



MADRID

Localisation Strategy for the SDGs of the 2030 Agenda

Improve recycling facilities in the city of Madrid

Government Operational Programme 2019 - 2023

Madrid, a city of opportunities

Promote entrepreneurship, competitiveness, innovation and technological knowledge.

- Collaborative networks: exchange of ideas, knowledge and services

Guarantee the rights and duties of consumers and economic agents.

- Consumer protection and defence

Madrid, a sustainable city

Making Madrid a green and clean city

- Improvements to the Valdemingómez Technology Park (PTV)



Integrated approach to the materials cycle and the management of waste, both from the construction phase and from the future operation of the city, assessing the implementation of a pneumatic collection system for the optimised management of urban waste once the new neighbourhoods are already inhabited.



Increase in recycling rates in residential, services and municipal sectors

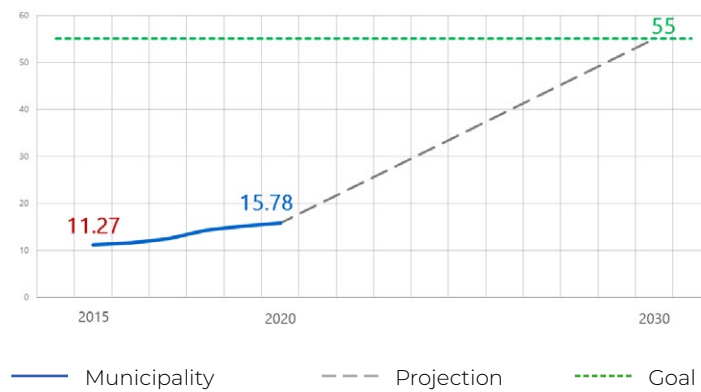
Reduction of waste generation and smart management of waste transport

INDICATORS TO MONITOR THE IMPLEMENTATION

Expenditure on waste collection, management and treatment per inhabitant **203,551 (2021)**

↑ OUTPUT INDICATOR

Recycling rate			
Disaggregation level	Unit of measure	Years	Update Frequency
Municipality	%	2020	Annual



IMPACT

Madrid has made significant progress in improving recycling facilities throughout the city. Initiatives such as the recovery of plastic materials from the dismantling of existing buildings exemplify Madrid’s achievements in meeting the target recycling rate. This progress is reflected in other SDG12 indicators, such as the amount of domestic waste not recovered, which is included in target 12.3. As a result, Madrid’s efforts towards waste treatment, recycling, and circularity are having a positive impact.



12.6

Encourage companies to adopt sustainable practices and sustainability reporting

DESCRIPTION

Encourage companies, especially large and transnational companies, to adopt sustainable practices and to integrate sustainability information into their reporting cycle.

MADRID TARGET

Localisation target 12.3 - By 2030, 100 per cent of large water-using companies must have a management plan audited by an accredited body.

INPUT



Government Operational Programme 2019 - 2023

Madrid, a city of opportunities

Strengthen the international positioning of the City and enhance the attractiveness of Madrid as a major tourism destination.

- Madrid, centre of audiovisual creation and production

Madrid, a sustainable city

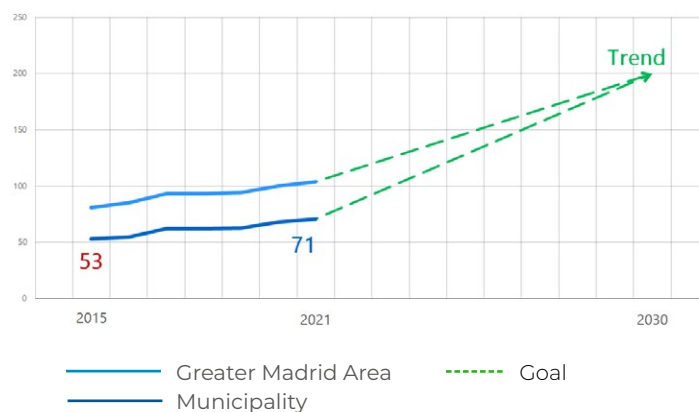
Making Madrid a green and clean city

- Water Management in Madrid

OUTPUT INDICATOR

Number of organisations with Eco-Management and Audit Scheme (EMAS)

Disaggregation level	Unit of measure	Year	Update frequency
City/Municipality	n	2021	Annual





IMPACT

Large corporations and transnational companies are important stakeholders in cities and should adopt sustainable practices and integrate sustainability information into their reporting cycle. This is especially relevant given their significant impact on a range of sustainability issues. By doing so, these companies can help improve the efficiency of decision-making processes for cities, while also reducing risk throughout their supply chain. Additionally, sustainability reporting enables cities to be more transparent about the risks and opportunities they face, allowing them to make informed strategic decisions. While there are several companies in Madrid with audited management plans, further efforts are necessary to integrate environmental, social, and governance reporting into existing financial and non-financial reporting models. To this end, the city could help facilitate the harmonisation of sustainability reporting requirements and practices, ensuring the comparability and reliability of information provided by companies. The EU Taxonomy could serve as a valuable instrument for guidance in this regard.



12.7

Promote sustainable public procurement practices

DESCRIPTION

Promote public procurement practices that are sustainable, in accordance with national policies and priorities.

MADRID TARGET

Localisation target 12.4. - By 2030, 100 per cent of the contracts of the City Council and its bodies incorporate social or environmental clauses.



INPUT



Localisation Strategy for the SDGs of the 2030 Agenda

Inclusion of social and environmental clauses in new public contracts

Government Operational Programme 2019 - 2023

Madrid, a city of opportunities

Strengthen the international positioning of the City and enhance the attractiveness of Madrid as a major tourism destination.

- Madrid, centre of audiovisual creation and production

Madrid, a sustainable city

Making Madrid a green and clean city

- Strategic Cleaning Plan
- Waste Strategy of the City of Madrid

Madrid, responsible, transparent and easy

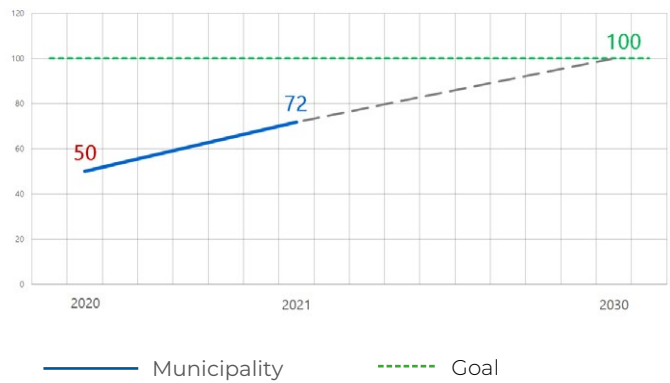
Progress towards a transparent, agile and ethical administrative organization, focused on citizenship.

- Public procurement as a tool for innovation and economic and social modernization



Proportion of municipal contracts incorporating social or environmental criteria

Disaggregation level	Unit of measure	Last value	Update frequency
Municipality	%	2021	Annual



IMPACT

Public procurement, guided by principles of fairness, transparency, openness, and non-discrimination, is becoming a strategic instrument for fostering sustainable development and contributing to market transformation. Therefore, it can play a critical role in promoting inclusive and sustainable economic growth as outlined by the 2030 Agenda, particularly with regards to SDG12. The Madrid City Council has proposed an initiative to support sustainable public procurement policies through the inclusion of social and environmental clauses in new public contracts. The EU Taxonomy could serve as a guide for the Municipality in establishing new norms and clauses to be included or modified in these contracts.



12.8

Promote universal understanding of sustainable lifestyles

DESCRIPTION

By 2030, ensure that persons everywhere have the relevant information and awareness for sustainable development and lifestyles in harmony with nature.

MADRID TARGET

Localisation target 12.5 - Increase the number of persons with awareness on sustainable development and a model of responsible and informed consumption, promoting the efficient use of natural resources and proximity consumption to reactivate the local economy and minimise environmental impact.

Localisation target 12.6 - Conduct training and informative actions aimed at vulnerable groups, providing them with knowledge about consumer products and goods, financial services and energy supplies so that, by improving their knowledge, they can exercise responsible and informed consumption of products and services.

Localisation target 12.7 - By 2030, increase accessibility to urban vegetable gardens in the city of Madrid.

↓ INPUT



Localisation Strategy for the SDGs of the 2030 Agenda

Actions to promote responsible consumption and Fair Trade, including agreements and collaboration projects with other cities and entities.

Projects co-financed by the Madrid City Council in the field of Education for Sustainable Development and Global Citizenship. Training and information actions aimed at vulnerable consumers.

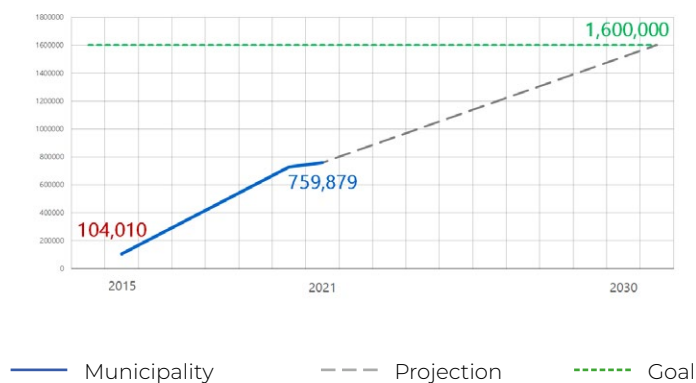
Increase in the number of Urban Vegetable Gardens, Community Vegetable Gardens, Sustainable School Vegetable Gardens and Vegetable Gardens in Municipal Centres.

Proportion of the population with access to an urban vegetable garden within a 10-minute walk

Disaggregation level	Unit of measure	Value	Update frequency
Municipality	%	21.7 (2019)	Single value

Number of people made aware by projects co-financed by the Madrid City Council in the field of Education for Sustainable Development and Global Citizenship

Disaggregation level	Unit of measure	Year	Update frequency
Municipality	Number	2021	Annual



IMPACT

Madrid has made remarkable strides in promoting public awareness of sustainable development through various initiatives co-financed by the Madrid City Council. These include Education for Sustainable Development and Global Citizenship projects, training and information programs for vulnerable consumers, and an increase in the number of urban vegetable gardens in Municipal centres. Additionally, Madrid's participation in European sustainable education and training programs, implemented not only in educational facilities but also in neighbourhoods, has played a significant role in promoting sustainable development education at all levels in a consistent and inclusive manner.

13 CLIMATE ACTION





13.1

Strengthen resilience and adaptive capacity to climate related disasters

DESCRIPTION

Strengthen resilience and adaptive capacity to climate-related hazards and natural disasters in all countries.

MADRID TARGET

Localisation target 13.1 - Madrid has implemented a system to diagnose, plan and develop actions to adapt to climate change.

INPUT



Localisation Strategy for the SDGs of the 2030 Agenda

Urban Climate Study, Vulnerability Analysis, Urban Temperature Climate Network, "Madrid + Natural" Programme: diagnosis and assessment of risks and impacts related to climate change, strategic lines and report on actions



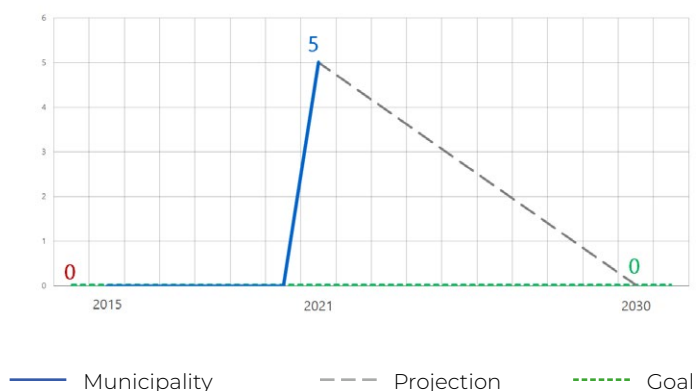
Integrated sustainability action plan including measures for environmental quality and climate change mitigation and adaptation.

INDICATORS TO MONITOR THE IMPLEMENTATION

Annual report on adaptation to Climate Change

Yes

Persons affected by disasters			
Disaggregation level	Unit of measure	Years	Update Frequency
Municipality	N	2021	Annual



✓ IMPACT

The impacts of climate change pose a threat to the viability of social, environmental, and economic systems and may render some regions uninhabitable due to resource scarcity. The ability of individuals to adapt to climate change is dependent on their access to resources, while the adaptive capacity of cities hinges on their ability to act collectively in the face of climate variability and change.

As a result, assessing a city's adaptive capacity involves examining the effectiveness, efficiency, and legitimacy of its resource management institutions. In Madrid, initiatives such as the Urban Climate Study, Vulnerability Analysis, Urban Temperature Climate Network, and "Madrid + Natural" Programme provide a diagnosis and assessment of the risks and impacts of climate change, as well as potential strategic avenues for improving the population's resilience to these challenges.



13.2

Integrate climate change measures into policies and planning

GUMF

SPANISH URBAN AGENDA

DESCRIPTION

Integrate climate change measures into national policies, strategies and planning.

MADRID TARGET

Localisation target 13.2 - Madrid develops a decarbonisation roadmap, taking into account direct and indirect emissions, and has reduced 65 per cent of total greenhouse gas (GHG) emissions in Madrid by 2030 compared to 1990 values.



INPUT



Localisation Strategy for the SDGs of the 2030 Agenda

Development of a decarbonisation roadmap
"Madrid + Natural" programme: diagnosis and assessment of risks and impacts related to climate change, strategic lines and report on actions

Government Operational Programme 2019 - 2023

Madrid, a sustainable city

- Madrid 360°

Making Madrid a green and clean city

- Noise Control

Promoting clean energy and air quality

- Healthy and sustainable environment

Madrid, responsible, transparent and easy

Contribute to the achievement of the 2030 Agenda and its Sustainable Development Goals.

- Strategy for the implementation of the 2030 Agenda



Madrid Nuevo Norte will implement various measures to reduce the levels of CO₂, other particulate pollutants such as benzene and NO₂ and dust in the air.

Madrid Nuevo Norte is part of Madrid's recently accepted candidacy for the Mission of Cities.



Climate Control System.
 Low emission zones.
 Valdemingomez technology park: a plan to reduce emissions up to 300 tons of NOx.

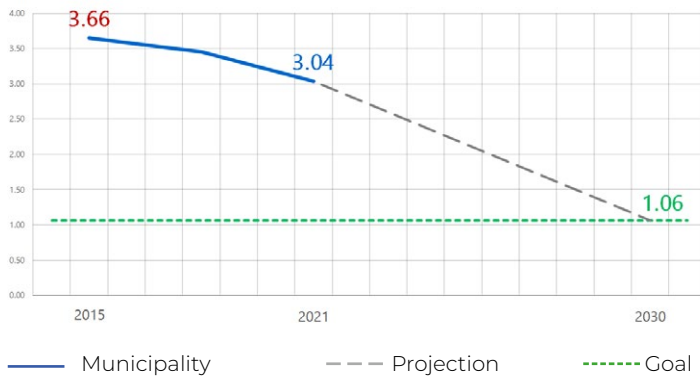
INDICATORS TO MONITOR THE IMPLEMENTATION

Annual report on adaptation to Climate Change

Yes

↑ OUTPUT INDICATOR

Total greenhouse gas emissions per year			
Disaggregation level	Unit of measure	Years	Update Frequency
Municipality	t/inh.	2021	Annual



3.4
 Environment Sustainable


2.4
 Urban environment and reducing pollution



IMPACT

There are numerous opportunities to further support policy integration between adaptation, sustainable development, and disaster risk reduction due to their common themes, scopes, and objectives within the three global agendas. In Madrid, such actions have been implemented at both theoretical and practical levels. The Madrid City Council has developed a decarbonisation roadmap that diagnoses and assesses the risks and impacts related to climate change, and proposes strategic lines and follow-up actions. The roadmap sets a target of a 65% reduction in greenhouse gas emissions by 2030 (compared to 1990), exceeding the European ambition by 10 points, and positioning Madrid on the path to climate neutrality by 2050. It defines eight decarbonisation levers to guide actions in the near future, including new transportation technologies, energy rehabilitation, and the definition of emission offsets as areas of action to achieve the decarbonisation goal.

14 LIFE BELOW WATER





14.1 Reduce marine pollution

DESCRIPTION

By 2025, prevent and significantly reduce marine pollution of all kinds, particularly from land-based activities, including marine debris and nutrient pollution.

MADRID TARGET

No localisation target included in the Madrid's "Localisation Strategy for the SDGs of the 2030 Agenda".

The SDG14 is generally not considered relevant for inland cities that are not situated on the coast. However, the actions taken by these cities can still have a significant indirect impact on marine pollution. While Madrid may not explicitly include SDG14 in its strategy, an initiative has been identified in Madrid Nuevo Norte that could help reduce the indirect impact on this SDG.

Zoom-in: Madrid Nuevo Norte

14.1 Reduce marine pollution

Madrid Nuevo Norte Impact

Expanding the capacity and enhancing the treatment systems of the Valdebebas Water Reclamation Plant (WRP) is a significant step towards reducing pollution in the Jarama River, from the Valdebebas stream to the Henares River. This action contributes to the interconnected hydrological system of the Tagus river basin, which eventually flows into the Atlantic Ocean. Consequently, it positively impacts SDG target 14.1 to mitigate pollution of seas and oceans.

Madrid Nuevo Norte Indicator

Reduction of the pollutant load of discharges from the Valdebebas WRP.

Adaptation of the facilities and treatments at the Valdebebas WRP to ensure that discharges comply with the established charges for nitrate-vulnerable areas:

	Q (m ³ /d)	Q (m ³ /h)	Q (m ³ /s)	Equivalent inhabitants
Current situation	27183	1133	0.315	125267
New WRP design	50400	2100	0.583	260400

Parameter	Maximum discharge load	Unit
DBO5	20	mg/l
Suspended solids	20	mg/l
Total Nitrogen	10	mg/l
P-total Phosphorus	1	mg/l

Design flow rates are increased and peak effluent loads are reduced.

15 LIFE ON LAND





15.1

Conserve and restore terrestrial and freshwater ecosystems

DESCRIPTION

By 2020, ensure the conservation, restoration and sustainable use of terrestrial and inland freshwater ecosystems and their services, in particular forests, wetlands, mountains and drylands, in line with obligations under international agreements.

MADRID TARGET

Localisation target 15.1 - By 2030, ensure the conservation and sustainable use of the city's forests and green areas by increasing tree cover.



INPUT



MADRID

Localisation Strategy for the SDGs of the 2030 Agenda

Increase in the number of municipally managed green urban areas

Government Operational Programme 2019 - 2023

Madrid, a sustainable city

Promote territorial transformation and rebalancing through rehabilitation, regeneration and urban renewal.

- Urban regeneration

Recover and preserve public spaces and provide them with new facilities.

- Public spaces renovated with accessibility and sustainability criteria



Madrid
Nuevo
Norte

Urban trees and green spaces, projecting an environmental axis that will function as a structuring axis of development and also as a connector between Madrid and nature,

Creation of more than 445,000 m² of new green areas.

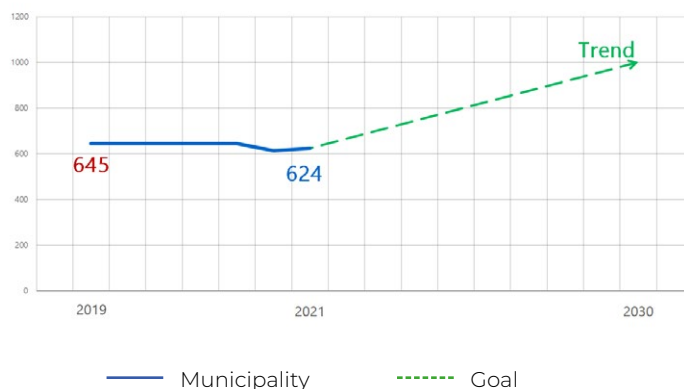
Use of plant species adapted to Madrid's climate"

INDICATORS TO MONITOR THE IMPLEMENTATION

Number of street trees

851,703 (2018)

City tree cover			
Disaggregation level	Unit of measure	Years	Update Frequency
Municipality	ha	2021	Annual



IMPACT

Humans derive significant benefits from various ecosystem services, such as clean air, purified water, and food provision, as well as cultural services like outdoor recreation. Ecosystems also provide protection from natural disasters like flooding and mitigate the negative effects of climate change. The increase in the number of municipally managed green urban areas, as reflected in SDG11, and the abundance of urban trees and green spaces in Madrid city, as shown in the above indicator, could serve as a means of reconnecting Madrid with nature and aligning with the European trend of renaturalising urban areas.



15.2 End deforestation and restore degraded forests

GUMF

DESCRIPTION

By 2020, promote the implementation of sustainable management of all types of forests, halt deforestation, restore degraded forests and substantially increase afforestation and reforestation globally.

MADRID TARGET

Localisation target 15.2 - By 2030, achieve 6 € per m² investment in green space conservation.



INPUT



MADRID

Localisation Strategy for the SDGs of the 2030 Agenda

Increase in the number of municipally managed green urban areas
Investment in green area conservation projects



Madrid
Nuevo
Norte

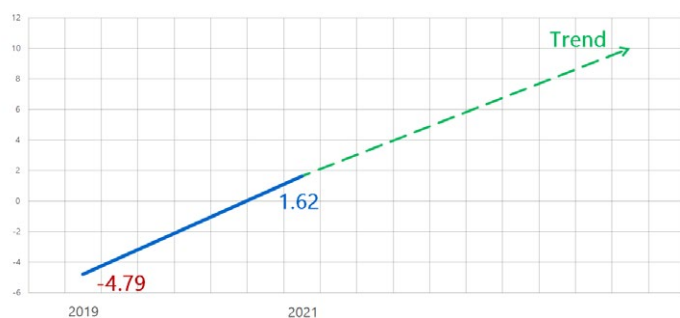
Urban trees and green spaces, projecting an environmental axis that will function as a structuring axis of development and also as a connector between Madrid and nature,
Creation of more than 445,000 m² of new green areas.
Use of plant species adapted to Madrid's climate"

INDICATORS TO MONITOR THE IMPLEMENTATION

Investment in conservation of green areas in €/m²

2.88 €/m² (2021)

Change in tree cover			
Disaggregation level	Unit of measure	Years	Update Frequency
Municipality	%	2021	Annual



IMPACT

Deforestation and forest degradation pose one of the most significant threats to forests globally, compromising the survival of numerous species and reducing the ability of forests to provide essential goods and services, such as clean air and water, healthy soils for agriculture, and climate regulation.

Nature-based solutions, such as forest landscape restoration, can help cities mitigate the effects of deforestation and degradation and regain the ecological, social, climatic, and economic benefits of forests.

Increasing the number and extent of municipally managed urban green spaces and trees in Madrid can directly counteract the effects of deforestation. Furthermore, the increased investment by the Madrid Municipality in green urban area projects, including the creation of more than 445,000 square metres of new green areas, has significant potential for reducing forest degradation and deforestation.



15.8

Prevent invasive alien species on land and in water ecosystems

DESCRIPTION

By 2020, introduce measures to prevent the introduction and significantly reduce the impact of invasive alien species on land and water ecosystems and control or eradicate the priority species.

MADRID TARGET

Localisation target 15.3 - By 2030, reduce the invasive species population.



INPUT



MADRID

Localisation Strategy for the SDGs of the 2030 Agenda

Design an action plan to control the population of Monk parakeets in the municipality.



OUTPUT INDICATOR

Number of Monk parakeets registered in the municipality

Disaggregation level	Unit of measure	Years	Update Frequency
Municipality	N	2021	Annual





IMPACT

Invasive species can cause numerous problems, making them a significant concern for Madrid. From an environmental standpoint, they can have harmful effects on biodiversity, both directly and indirectly. Direct threats include competing with native species for resources, preying on them, and acting as disease vectors, while indirect threats include disrupting food webs and altering ecosystem conditions.

Economically, invasive species can cause a decline in agricultural crop yields, clog waterways, impact recreational opportunities, and lower waterfront property values. Additionally, efforts to control, remove, and prevent invasive species can incur significant costs.

Furthermore, invasive species can impact the welfare of human beings, as they may carry viruses or infections that could increase the spread of transmissible diseases, affecting SDG3.

Therefore, it is crucial for Madrid to take action to control invasive species, specifically the Monk or Grey-breasted parakeet. This species is particularly concerning as it has a high reproduction rate and can adapt to various habitats, leading to its alarming population growth in the Region of Madrid. It is also classified as an Invasive Alien Species (IAS) in Spain under Law 42/2007 on Natural Heritage and Biodiversity and Royal Decree 630/2013, which regulates the Spanish catalogue of IAS. Addressing this issue will be essential for achieving target 15.8 and will have a positive and wide-ranging impact on sustainability.

16 PEACE AND JUSTICE STRONG INSTITUTIONS





16.1

Reduce violence everywhere

GUMF

DESCRIPTION

Significantly reduce all forms of violence and related death rates everywhere.

MADRID TARGET

Localisation target 16.1 - Steadily reduce the crime rate.

Localisation target 16.2 - Steadily reduce violence against children and young persons.



INPUT



MADRID

Localisation Strategy for the SDGs of the 2030 Agenda

RUMI (Unified Register of Child Abuse) in the Community of Madrid

Government Operational Programme 2019 - 2023

Madrid, a city for all families

Facilitating education and housing as a vector for personal and social development.

- Improving coexistence and preventing bullying and violence in schools

Guarantee equal opportunities between women and men, defend the rights of LGTBI persons and eradicate gender violence

- Defence of the rights of LGTBI persons.

Madrid, responsible, transparent and easy

Progress in a transparent, agile and ethical administrative organization, focused on citizens.

- Open Government: Transparency and Open Data



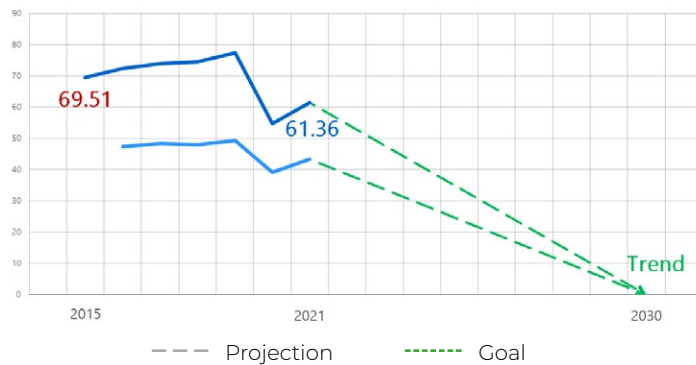
Introduction of transversal routes in large open spaces.

Lighting and treatment of perimeter plots.

Providing activity on bridges and footbridges over tracks.

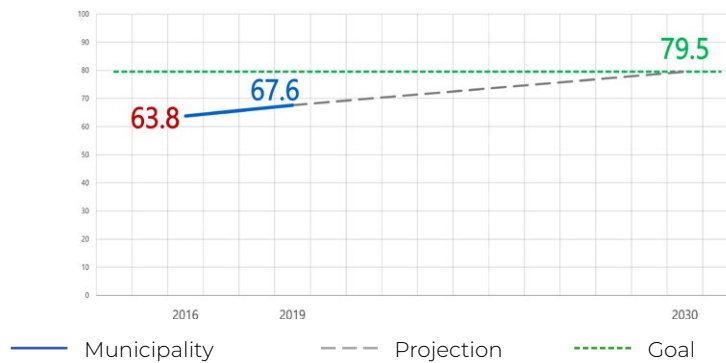
Creation of well-lit environments, with vitality and constant activity

Crime rate			
Disaggregation level	Unit of measure	Years	Update Frequency
City/Municipality	X 1.000 inh.	2021	Annual

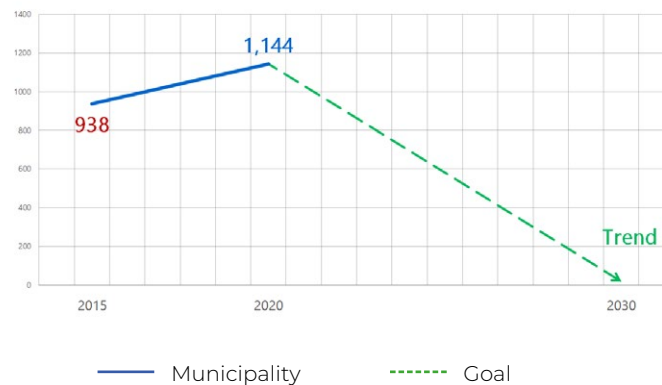


Greater Madrid Area
Municipality

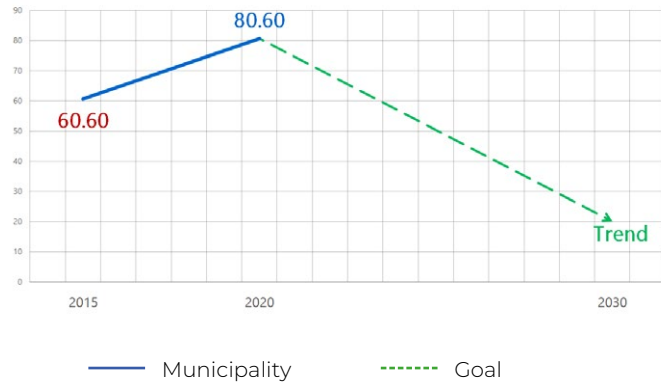
Perception of safety in the city			
Disaggregation level	Unit of measure	Years	Update Frequency
Municipality	Index	2019	Annual



Population under 18 years of age who are victims of domestic violence			
Disaggregation level	Unit of measure	Years	Update Frequency
Municipality	Index	2020	Annual



Notifications of serious child abuse			
Disaggregation level	Unit of measure	Years	Update Frequency
Municipality	x 100,000 inh. under 18	2020	Annual



IMPACT

Safety is a critical aspect of an individual's life, as any form of violence can have a detrimental impact on their quality of life. In Madrid, the city has implemented various strategies, such as the Unified Register of Child Abuse (RUMI), to reduce and prevent all forms of violence towards individuals, regardless of their age, gender identity, sexual orientation or beliefs. However, output indicators reveal that particular attention needs to be given to violence that occurs in domestic spaces, especially against children. Urgent and specific measures need to be taken by the city to address these issues and align the output indicators with the increased perception of safety that citizens should have.

Zoom-in: Madrid Nuevo Norte


16.1 Reduce violence everywhere

Impact

The presence of green areas, outdoor sports, and leisure facilities enhances the quality and availability of services provided by public open spaces to the population. Moreover, such equipment promotes safety in public open spaces, resulting in a positive impact on Target 16.1.

Madrid Nuevo Norte Indicator

Quality of public open spaces.





16.6

Develop effective, accountable and transparent institutions

GUMF

DESCRIPTION

Develop effective, accountable and transparent institutions at all levels.

MADRID TARGET

Localisation target 16.3 - Increase transparency and promote accountability by providing complete, useful, accessible and understandable information to citizens.

Localisation target 16.4 - The 100 per cent of procurement data will be made available to citizens in reusable and accessible formats for the evaluation of public activity and exploitability through artificial intelligence models.

Localisation target 16.5 - Address all complaints and suggestions submitted by citizens.

Localisation target 16.6 - Full municipal transparency and response to all requests for access to municipal information in less than 20 days.

Localisation target 16.7 - Increase the set of high-value dataset in the open data portal.

Localisation target 16.8 - By 2030, the Madrid City Council will have an approved digital strategy in place and will be developing it effectively.



INPUT



MADRID

Localisation Strategy for the SDGs of the 2030 Agenda

Increase the quantity and quality of information available on the council's web portal and its accessibility.

Design and implementation of models based on artificial intelligence for the exploitation of data on public procurement. Improve the citizen attention system, reducing the time required to access information.

Government Operational Programme 2019 - 2023

Madrid City for Opportunities

Incentivize economic activity by reducing taxes, fees, penalties and bureaucratic obstacles.

- Urban planning licenses, responsible declarations and prior communications: improvement of information and management.

Boosting the economy and supporting small businesses and the hotel and catering industry

- Action against illegal sales

Madrid, a city for all families

Increase the intervention capacity of municipal services to help the most vulnerable persons.

- Assistance through Social Services

Enhancing safety and improving emergency response

- Citizen protection and service
- More and better facilities for the Municipal Police
- More and better facilities for Fire Department and Samur
- New joint facilities for the Municipal Police and Samur

To guarantee the sanitary conditions of the City and promote healthy habits that improve the quality of life.

- Refurbishment, renovation and digital transformation of SFM (Servicios Funerarios Madrid)

Madrid, a sustainable city

Promote territorial transformation and rebalancing through rehabilitation, regeneration and urban renewal.

- Urban planning licenses, responsible declarations and prior communications: improvement of information and management.

Madrid, responsible, transparent and easy

Deepening the digital transformation of the City Council

- Digital Strategy of the City Council

Progress in a transparent, agile and ethical administrative organization, focused on citizenship.

- Defence of public ethics - Good Governance
- Madrid City Council Modernization Plan
- Quality and Evaluation, continuous improvement of services and organizations.
- Data Protection
- European benchmark for 24 x 7 Administration
- Modernization of the Municipal Register as an essential service for citizens and Public Administrations.
- Effectiveness and efficiency of territorialized actions, within a stable framework of coordination.
- Responsible economic and budgetary management
- New management models of the Tax Agency Madrid

Encourage citizen participation and promote volunteering.

- Open Government: Citizen Participation

Promote the professional development of municipal personnel

- Madrid 2020-2023: Strategy for Transforming Human Resources Management

Contribute to the fulfilment of the 2030 Agenda and its Sustainable Development Goals.

- Cooperation and global citizenship 2030

Madrid Nuevo Norte has an online platform to facilitate citizen participation in the project and promote transparency in the process.

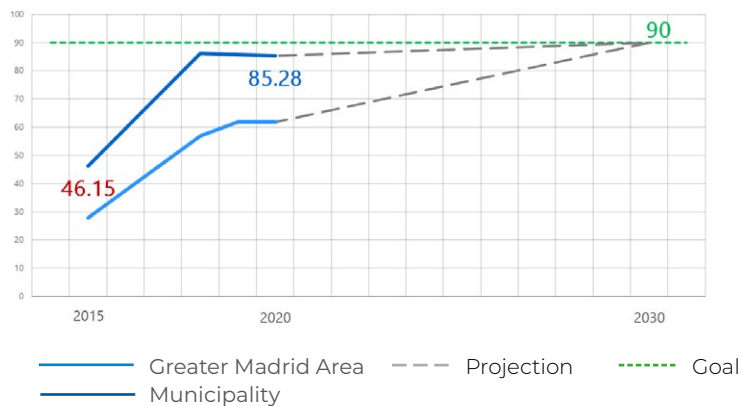
INDICATORS TO MONITOR THE IMPLEMENTATION

Suggestions, complaints and compliments answered in 20 days or less	45.87% (2021)
Percentage of requests for access to public information answered in less than 20 days	78% (2021)
Incorporation of new high-value datasets established by the European directive on open data and re-use of public sector information	188 (2021)



OUTPUT INDICATOR

Municipal transparency index			
Disaggregation level	Unit of measure	Years	Update Frequency
City/Municipality	Index	2020	-



IMPACT

Establishing effective, accountable, and transparent institutions at all levels is only possible when citizens trust and have confidence in political institutions. This requires access to information and accountability policies and mechanisms in place.

To contribute to this goal, Madrid City Council has improved the quality and quantity of information available on its website, making it more accessible to everyone. Additionally, Madrid has designed and implemented models based on artificial intelligence for budget data exploitation.

Madrid Nuevo Norte also contributes to this goal by creating an online platform that facilitates citizen participation in the project, promoting transparency and accountability within the process. These efforts will have a positive impact on the efficiency of urban governance, as outlined in SDG11, Target 5.2.1.



16.7

Ensure responsive, inclusive and representative decision-making

DESCRIPTION

Ensure responsive, inclusive, participatory and representative decision-making at all levels.

MADRID TARGET

Localisation target 16.9 - Institutionalise the Madrid Solidaria Forum as a participatory and consultation body in relation to global citizenship and international cooperation policy, guaranteeing the participation of all social actors involved in the development of this policy.

Localisation target 16.10 - Increase the participation of Madrid's citizens through different platforms.

Localisation target 16.11 - Increase the number of participants in local forums or similar district participatory bodies.

Localisation target 16.12 - Increase the proportion of the population participating in Madrid Decide.

Localisation target 16.13 - Increase child and adolescent participation in all spheres of city life.



INPUT



Localisation Strategy for the SDGs of the 2030 Agenda

Institutionalisation of the Madrid Solidaria Forum
Improvement of participation platforms
Raise awareness of local forums and participation bodies, as well as of the Madrid Decide platform.
Facilitate child and adolescent participation in all areas of city life.

Government Operational Programme 2019 - 2023

Madrid, a city for all families

Increase the intervention capacity of municipal services to help the most vulnerable persons.

- Tax reduction to favour the development of social activities

Madrid, a sustainable city

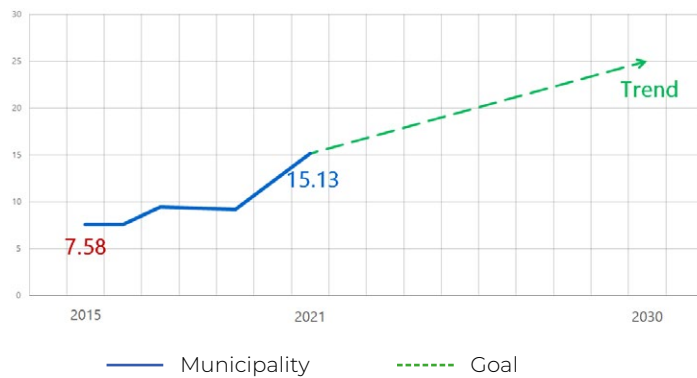
Promoting clean energy and air quality

- Healthy and sustainable environment

Three plots of land reserved for civic-associative spaces.
 Participatory process that has included focus groups and interviews with persons with physical and sensory disabilities, senior citizens, young persons with cerebral palsy and children with physical disabilities/ cerebral palsy for the development of urban planning. The Social Commitment Department has been working directly and constantly with neighbours, groups and associations for more than three years.
 Online platform to facilitate citizen participation in the project.

↑ OUTPUT INDICATOR

Participatory budgeting			
Disaggregation level	Unit of measure	Years	Update Frequency
Municipality	€/inh.	2021	Annual



✓ IMPACT

Achieving sustainable development requires inclusive decision-making that involves traditionally marginalised groups. Madrid has made a significant contribution to achieving Target 16.7, and its efforts have impacted other SDGs, particularly SDG3 (education), SDG4 (health), SDG5 (gender), SDG8 (decent work), and SDG10 (inequalities), as well as other targets within SDG16.

The Madrid municipality has made progress in promoting inclusive and responsive decision-making by institutionalising the Madrid Solidaria Forum. It has also improved participation platforms and raised awareness of local forums, participation bodies, and the Madrid Decide platform to enable the participation of children and adolescents in all areas of city life.

17 PARTNERSHIPS FOR THE GOALS





17.1

Mobilize resources to improve domestic revenue collection

DESCRIPTION

Strengthen domestic resource mobilization, including through international support to developing countries, to improve domestic capacity for tax and other revenue collection.

MADRID TARGET

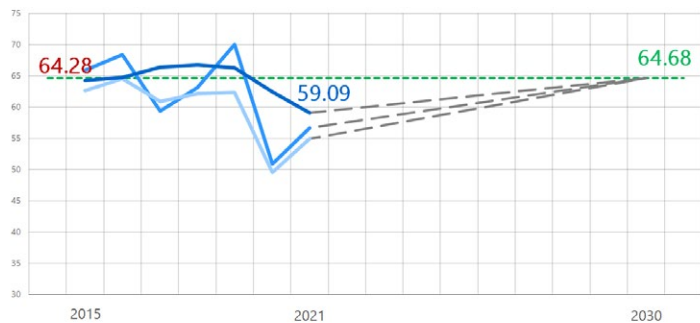
No localisation target included in the Madrid's Localisation Strategy for the SDGs of the 2030 Agenda.



OUTPUT INDICATOR

Strength and autonomy of the municipal institution in budgetary terms

Disaggregation level	Unit of measure	Years	Update Frequency
Triple analysis	%	2021	Annual



— Greater Madrid Area --- Projection - - - - Goal
— Municipality
— Functional Urban Area



IMPACT

The financial stability and budgetary capacity of a city are essential elements for fostering partnerships and collaborations with other cities. Madrid is an example of effective cooperation, as its budgetary capacity has remained positive, with the exception of a sharp decline due to the Covid-19 pandemic recovery. Therefore, it is imperative that Madrid focuses on short-term investment and capital generation strategies to ensure that this figure returns to optimal levels.



17.2

Implement all development assistance commitments

DESCRIPTION

Developed countries to implement fully their official development assistance commitments, including the commitment by many developed countries to achieve the target of 0.7 per cent of gross national income for official development assistance (ODA/GNI) to developing countries and 0.15 to 0.20 per cent of ODA/GNI to least developed countries; ODA providers are encouraged to consider setting a target to provide at least 0.20 per cent of ODA/GNI to least developed countries.

MADRID TARGET

Localisation target 17.1 - By 2030, consolidate a public policy of international action, global citizenship and international cooperation for development, in structure, strategy and financing, reaching 0.4 per cent of the municipal budget.

INPUT



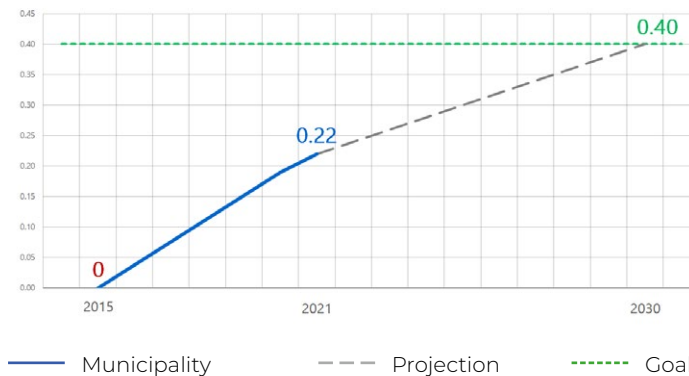
Localisation Strategy for the SDGs of the 2030 Agenda

Allocation of unconsolidated municipal budget to global citizenship and international cooperation

OUTPUT INDICATOR

Proportion of the unconsolidated municipal budget allocated to public policy on global citizenship and international development cooperation

Disaggregation level	Unit of measure	Years	Update Frequency
Municipality	%	2021	Annual





IMPACT

Over time, Madrid has consolidated its policy of promoting global citizenship and international cooperation for development, demonstrating its commitment to solidarity with the world's most vulnerable individuals, in line with the Strategic Framework for Global Citizenship and International Cooperation for Development. This framework was approved by the Governing Board of the Madrid City Council in 2018.



17.4

Assist developing countries in attaining debt sustainability

DESCRIPTION

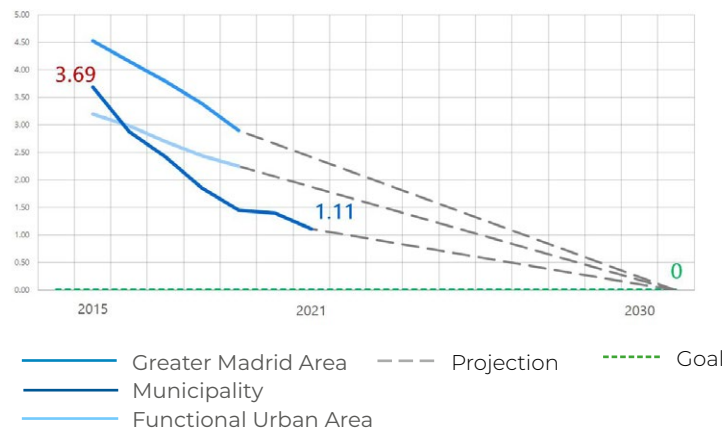
Assist developing countries in attaining long-term debt sustainability through coordinated policies aimed at fostering debt financing, debt relief and debt restructuring, as appropriate, and address the external debt of highly indebted poor countries to reduce debt distress.

MADRID TARGET

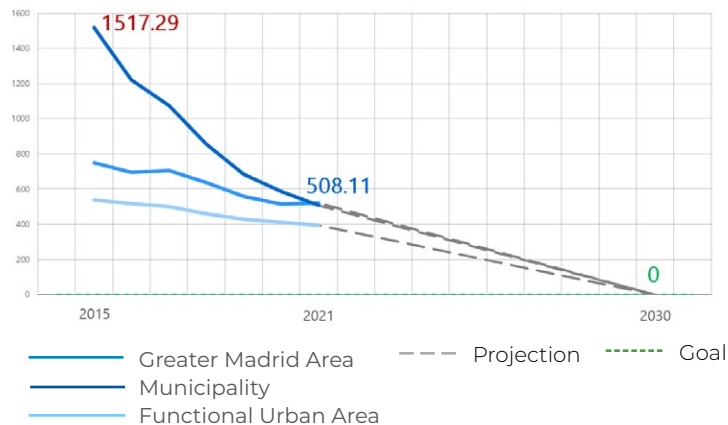
No localisation target included in the Madrid's Localisation Strategy for the SDGs of the 2030 Agenda.

↑ OUTPUT INDICATOR

Debt per GDP			
Disaggregation level	Unit of measure	Years	Update Frequency
Triple analysis	%	2021	Annual



Debt per inhabitant			
Disaggregation level	Unit of measure	Years	Update Frequency
Triple analysis	€/hab	2021	Annual





IMPACT

Public debt is a crucial tool for bridging government financing gaps. When used prudently, it can lead to higher economic growth, enhance capacity to service and repay external and domestic debt, and help the government achieve its social and developmental objectives. When compared against SDG8 indicators related to economic growth, the output indicator graphs suggest that Madrid is on a positive economic track. Furthermore, the city's economic recovery has facilitated post-Covid-19 economic funds and increased international cooperation funds. To maintain progress towards the SDG8 target in the near future, it is relevant to utilize European funds.



17.8

Strengthen the science, technology and innovation capacity for least developed countries

DESCRIPTION

Fully operationalize the technology bank and science, technology and innovation capacity-building mechanism for least developed countries by 2017 and enhance the use of enabling technology, in particular information and communications technology.

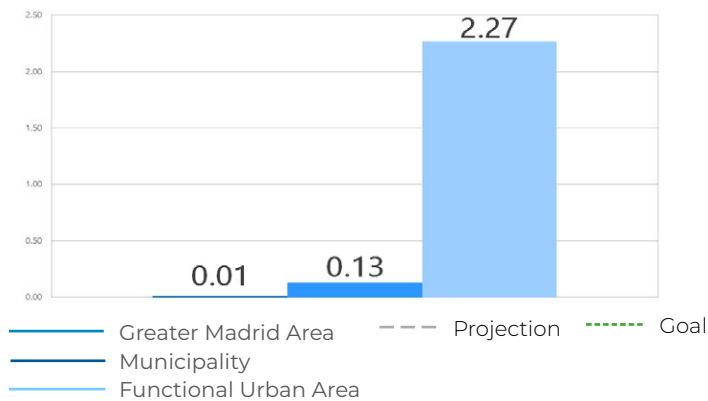
MADRID TARGET

No localisation target included in the Madrid's Localisation Strategy for the SDGs of the 2030 Agenda.



OUTPUT INDICATOR

White areas			
Disaggregation level	Unit of measure	Years	Update Frequency
Triple analysis	%	2020	Annual



* Considering that the FUA contemplates the territories detailed in the methodology section.



IMPACT

The regulations set by the Spanish government define Next Generation Access (NGA) white areas as locations without coverage by next-generation broadband networks or where no operator has credible investment plans to provide such coverage within three years. Similarly, NGA grey areas are defined as locations where only one operator has next-generation broadband coverage or plans to provide it within three years. In Spain, recent national efforts to expand broadband coverage have increased it to 92% of the population. To align with the city's objectives of greater connectivity, future reports should show a decrease in the values presented in the previous graph.



17.14

Enhance policy coherence for sustainable development

DESCRIPTION

Enhance policy coherence for sustainable development.

MADRID TARGET

Localisation Target 17.2 - To achieve coherence of municipal policies with the Localisation Strategy 2030 and to achieve this in a participatory manner.

INPUT



Government Operational Programme 2019 - 2023

Madrid, responsible, transparent and easy

Contribute to the fulfilment of the 2030 Agenda and its Sustainable Development Goals.

- Strategy for the implementation of the 2030 Agenda
- Cooperation and global citizenship 2030



Coordination offices with Madrid City Council and the Autonomous Community of Madrid.

INDICATORS TO MONITOR THE IMPLEMENTATION

The City of Madrid has a Localisation Strategy for the 2030 Agenda drawn up in coherence with the Government's Operational Programmes. **YES**

The formulation and monitoring of the localisation strategy of the 2030 Agenda for the city of Madrid is carried out in a participatory manner with the various social agents through the Madrid Solidaria Forum. **YES**



IMPACT

Having a government strategy and plan that align with global agendas and are voluntarily evaluated is a significant achievement for achieving coherence in a city's public policy, as seen in Madrid. Reports, such as this VLR, should be followed up on, and their continuity should be encouraged to ensure that the coherence attained is not lost in the decision-making process.



17.17 Encourage effective partnerships

DESCRIPTION

Encourage and promote effective public, public-private, and civil society partnerships, building on the experience and resourcing strategies of partnerships.

MADRID TARGET

Localisation target 17.3 - Increase Madrid City Council's participation in international networks.

Localisation target 17.4 - Increase public-private collaboration through the Business Forum for Madrid platform for the promotion of strategic projects beneficial to the city of Madrid.

↓ INPUT



Government Operational Programme 2019 - 2023

Madrid, a city of opportunities

Promote entrepreneurship, competitiveness, innovation and technological knowledge.

- International economic promotion of the City of Madrid
- Public-private collaboration in City projects
- Collaborative networks: exchange of ideas, knowledge and services

Strengthen the international positioning of the City and enhance the attractiveness of Madrid as a major tourist destination.

- Madrid Brand

Madrid, a sustainable city

Promoting clean energy and air quality

- Healthy and sustainable environment

Madrid, an open, cultured and sporting city to promote culture in its universal and local perspective.

- Support for cultural creation

Madrid, responsible, transparent and easy

- Institutional image of Madrid



Public direct production of €1,813 million.

Private direct production of €5,491 million.

Representing an ambitious public-private partnership by itself.



IMPACT

Madrid has become an exemplary city in Spain and Europe in terms of collaboration. It has shown a strong commitment to public-private partnerships, such as the Madrid Nuevo Norte project. Recently, the city has also fostered numerous collaborations between the academic sector, public and private enterprises to aid in post-pandemic recovery. The alignment of local agendas with global objectives requires cities to work together and share best practices to achieve their goals by 2030, and as per the latest statutes of the European Commission, until 2050.

Zoom-in: Madrid Nuevo Norte



17.17 Encourage effective partnerships

Impact

Public direct investment of €1,813 million.

Private direct investment of €5,491 million.

Living laboratories for the construction of smart green neighbourhoods - a project financed by European PROBONO funds.

PROBONO brings together a multidisciplinary European consortium of 47 partners, including Madrid City Council and Madrid Nuevo Norte, to convert six European districts (PROBONO Living Labs) into Green Building Neighbourhoods (GBN) with positive energy balance and zero carbon emissions. The project includes two large-scale demonstrators (Madrid and Dublin) and four living labs representing companies and owners promoting the transition of green buildings and neighbourhoods (Porto, Brussels, Aarhus, Prague).

Urban regeneration to reduce emissions from new buildings - EIT Climate-KIC, with the support of Fundación Laudes.

EIT Climate-KIC joins Laudes Foundation's Built by Nature through its project "Healthy, Clean Cities: European Cities for Carbon Neutral Construction" (HCC EU CINCO), working with the municipalities of Milan and Madrid. The project integrates the systemic approach of the EIT Climate-KIC Deep Demonstration methodology, bringing a transdisciplinary and transversal alignment towards shared societal objectives.

Development of low carbon heating and cooling systems - Horizon 2020 research and innovation programme.

The project includes a case study of the use of the THERMOS tool to test whether the heating and cooling demand could be covered cost-effectively with a 4th generation heating and cooling network based on geothermal energy. Madrid Nuevo Norte is one of the case studies in this project, and the most cost-effective areas for the implementation of the network were identified through this study.

CHAPTER 7

Conclusions and Final Comments

The city of Madrid approved its Sustainable Development Goals Localisation Strategy in March 2021. This set of 104 local targets and 160 indicators, which reflect Madrid's contributions and efforts towards the SDGs, has already undergone two monitoring reports based on statistics collected for the years 2020 and 2021 and compared to the situation in 2015. Submitting a Voluntary Local Review to the United Nations is a significant step to contribute to global reporting and sustainability efforts, particularly those of local governments, and to align Madrid's approach with that of other cities, with the aim of sharing, comparing, and contributing to best practices and efforts towards environmental, social, and economic sustainability in urban areas.

Key areas in this VLR are our city's efforts to mitigate climate change and reduce greenhouse gas emissions, as well as the opportunity to develop a sustainable and almost carbon-neutral new city area called Madrid Nuevo Norte from scratch. Both require engagement from various levels and departments within our administration, and significant contributions from the private sector. These case studies also prove the city's local action towards meeting global targets.

Madrid has been working to strengthen partnerships between city departments and SDG stakeholders to more systematically engage in the most effective ways to address shared challenges. Once our localisation and progress indicators scheme has been fully integrated and automated within the Madrid City Council, creating opportunities for discussion with other territories must be our next step. Hopefully, we will have a new model to share with other cities.

Our progress reports are based on statistics published by various entities and institutions. Such progress is not only, and not always, the result of Madrid City Council policies but rather a collective effort of civil society. Knowing better what each actor is doing and how it contributes will clear the path for full implementation of the local strategy, our contri-

bution to other territories, and building better urban resilience.

We are interested in and will monitor other VLRs from cities, as learning from others is crucial. Reflecting, exchanging, writing up, reviewing, sharing, and submitting this report has been nurturing for our team at Madrid City Council and the broader city system. Therefore, creating opportunities for these discussions with other territories will enhance our SDG monitoring practice and the format and process of future Madrid VLRs.

With all the efforts of the Madrid City Council and collaboration with external partners through the *Foro Madrid Solidaria* and other participatory channels in mind, we can conclude that the Madrid Voluntary Local Review is the result of an integrated and coherent internal effort of all areas of the Council. This forum serves as a space for stakeholders related to the international environment to double-check city policies, propose and discuss new actions, or better shape existing ones.

After adopting the global sustainability agendas in 2015 and 2016, intergovernmental organisations, national and subnational governments, and local authorities began the process of aligning policies and budget allocations to achieve the transformative vision required to address global and local challenges. The alignment capacity and its implementation were influenced by several factors, depending on regions and countries, such as the electoral cycles in those countries with a democratic political system. From 2017 to 2019, the most relevant examples of structured approaches to achieving the SDGs started to be applied and shared publicly. This was not only the case for strategies or plans but also for the SDGs monitoring efforts.

As explained in the initial chapters, the VLRs have followed the same incremental pattern since 2017. For example, 22 countries submitted a Voluntary National Review on the SDGs progress in 2016. In 2017, 43 new countries submitted their

Voluntary National Reviews to the United Nations High Level Political Forum. In 2018, the total number of countries that had at least submitted one Voluntary National Review was 111, including Spain. In 2019, the number continued to increase to 143 countries. As of October 2022, 188 of the 193 United Nations members have presented at least one Voluntary National Review.

In 2019, the Madrid City Council adopted a multidimensional approach to achieve the SDGs. The internal dimension maximised coherence in the planning and budgeting exercise for the period 2019-2023. The SDG Localisation Strategy for the city of Madrid and the Government Operational Programme 2019-2023 are the reference documents for this effort.

A second key dimension is aligning any medium or long-term investment opportunity for the city with the SDGs achievement framework, consistent with other levels of administration (European, national, autonomous community). This is especially crucial after the Covid-19 pandemic outbreak and the establishment of European and Spanish recovery funds to address its health, social and economic impact. The pivotal instruments for this are the Recovery, Transformation and Resilience Plan of the city of Madrid, and the Next Generation EU funds, which are being implemented rapidly.

Two additional dimensions should be added, both of which are pioneering proposals. The first is the close linkage with the territorial impact, aligning the SDGs localisation efforts with the New Urban Agenda, the Madrid Urban Agenda, and its action plan approved in September 2022. The second is the leading role in supporting international efforts to create common and harmonised SDGs monitoring frameworks at the local level.

The global dimension of this Madrid Voluntary Local Review should be understood in this second dimension, as outlined in the introductory chapters. Madrid is not only presenting a Voluntary Local Review to report on the SDGs progress in the city, but it is also doing so

by applying the methodology proposed by the United Nations (the Global Urban Monitoring Framework) as the reference and introducing an analysis of how an ongoing urban transformation project and a city-wide thematic field roadmap could impact in the achievement of the SDGs.

The main purpose of the multidimensional integrated exercise in this VRL is to strengthen the long-term transformative impact of public policies in Madrid. The results of the analysis published in this Voluntary Local Review, mainly in Chapter 5, provide a first indication of the positive trend in most of the SDGs localisation efforts.

By analysing, the impact in the city of Madrid and the Madrid Functional Urban Area, as proposed by the Global Urban Monitoring Framework methodology, it is possible to observe the effects of public policies on a territory with more than 6.7 million inhabitants. The need for inter-municipal collaboration to implement coherent territorial plans and projects is more evident than ever when discussing increasing inclusiveness, equality, accessibility, or effective climate action.

Adding two focal case studies to the Madrid Voluntary Local Review represents an innovative contribution that presents further opportunities for future VLRs. In addition to the territorial process of localising the SDGs by the Madrid Nuevo Norte and the sectoral approach of the Roadmap to Climate Neutrality by 2050, other transversal analyses could also be considered in the future, as new projects and challenges arise in a growing, dynamic city.

Possible areas for in-depth analysis in the context of SDG localisation include gender, ageing citizens, migrant integration, energy, housing access, economy, talent, and job market, among others, based on the evolution of various indicators reported by the city. Different city departments and stakeholders have made efforts in these areas. Mapping these coordinated, integrated, and territorial efforts

would enable the Madrid City Council to plan policies aligned with the effective achievement of the SDGs.

As the final element of this first Madrid Voluntary Local Review, it is worth highlighting the multidimensional approach already described and the profound multi-stakeholder spirit that characterises the planning, implementation, and monitoring of SDGs localisation. The multilevel and multi-stakeholder collaboration in the implementation of the Madrid Localisation Strategy is crucial for the collective achievement the global challenges require. As SDG 17 emphasises, partnerships and cooperation are vital for realising the vision of the 2030.

The *Foro Madrid Solidaria* and the *Foro de Empresas por Madrid* are two platforms that promote a permanent dialogue and engage key actors in SDGs localisation. The ability to generate alliances, shared roadmaps and investments will serve as success factors for increasing citizens' quality of life and ensuring a sustainable future.

Understanding impact helps to improve, reinforce, and boost transformational public policies. It should also contribute to informing Madrid's citizens on how we are collectively and systematically advancing in achieving common and shared objectives. The Madrid Voluntary Local Review is published to be updated in subsequent years and consolidate its function as more than a monitoring tool.

Submitting this review not only expands our perspective, strengthens our local reports published and distributed to local stakeholders, and consolidates our international vocation but also serves as a reminder to every municipal worker that the implementation of the SDGs takes place every day in every neighbourhood of the city. Every action counts, and this VLR aims to showcase the best of them.

All 17 SDGs must be achieved, and many people worldwide are already working towards this goal. Engaging more people within our organisations, fostering good practices, and building momen-

tum around this joint endeavour are reasons why we are submitting this report, as well as a result of it.

While different societies and territories require different solutions, we must keep in mind that the principles of the Sustainable Development Goals are a global objective. Madrid has notably increased its alliances (SDG 17) to do its share in this effort, and our participation in events and debates regarding this matter has also increased.

As the second largest municipality in the European Union, a prominent capital of the Ibero-American world, and a city connected worldwide, our actions, views, and dreams are worth scrutiny and discussion. We genuinely hope they will help other stakeholders and territories find solutions and maybe even inspire them to submit their VLRs. But, above all, we value learning from our counterparts and appreciating everything they are doing for a better world. We feel proud to be part of a global community working towards a shared goal for a better world.

REFERENCES

- Ciambra, A. (2022). Monitoring localised decarbonisation goals: lessons learnt from Madrid's Roadmap to 2050. (A. Stamos, C. Bertozzi, & A. Siragusa, Eds.) Luxembourg: Publications Office of the European Union. doi: [10.2760/404507](https://doi.org/10.2760/404507)
- City of Helsinki. (2019). From Agenda to Action - The Implementation of the UN Sustainable Development Goals in Helsinki 2019. Helsinki: City of Helsinki. Retrieved February 28, 2023, from <https://www.hel.fi/static/helsinki/julkaisut/SDG-VLR-Helsinki-2019-en.pdf>
- Crea Madrid Nuevo Norte. (2023, January 31). Impacto en los ODS. Retrieved from <https://creamadridnuevonorte.com/ods/contribucion-madrid-nuevo-norte-a-los-ods/impacto-ods.html>
- Crea Madrid Nuevo Norte. (n.d.). Madrid Nuevo Norte, alineado con los Objetivos de Desarrollo Sostenible. Madrid, Spain. Retrieved January 31, 2023, from <https://creamadridnuevonorte.com/ods/contribucion-madrid-nuevo-norte-a-los-ods/index.html>
- Delegation of the European Union to the United Nations in New York. (2022, April 28). EU Statement at the High-Level Meeting on the New Urban Agenda. New York, United States. Retrieved January 31, 2023, from https://www.eeas.europa.eu/delegations/un-new-york/eu-statement-%E2%80%93-un-general-assembly-high-level-meeting-new-urban-agenda_en
- Dijkstra, L., Poelman, H., & Veneri, P. (2019). The EU-OECD definition of a functional urban area. Paris: OECD. Retrieved January 31, 2023, from <https://www.oecd.org/cfe/regionaldevelopment/THE%20EU-OECD%20DEFINITION%20OF%20A%20FUNCTIONAL%20URBAN%20AREA.pdf>
- European Commission. (2016). COM/2016/0739 - European action for sustainability. Strasbourg: European Commission. Retrieved January 31, 2023, from <https://eur-lex.europa.eu/legal-content/EN/TXT/PDF/?uri=CELEX:52016DC0739&from=EN>
- European Commission. (2016). Urban Agenda for the EU - Pact of Amsterdam. Amsterdam: European Commission. Retrieved January 31, 2023, from https://ec.europa.eu/regional_policy/sources/policy/themes/urban-development/agenda/pact-of-amsterdam.pdf
- European Commission. (2020). Delivering on the UN's Sustainable Development Goals - A comprehensive approach. Brussels: European Commission. Retrieved January 31, 2023, from https://commission.europa.eu/system/files/2020-11/delivering_on_uns_sustainable_development_goals_staff_working_document_en.pdf
- European Commission. (2020). The European Green Deal. Brussels: European Commission. Retrieved January 31, 2023, from [https://ec.europa.eu/transparency/documents-register/detail?ref=COM\(2019\)640&lang=en](https://ec.europa.eu/transparency/documents-register/detail?ref=COM(2019)640&lang=en)
- European Commission. (2021). Review of the contributions of the Urban Agenda for the EU to the implementation of the New Urban Agenda. Brussels: European Commission. doi:10.2776/356964
- European Commission. (2022, April 29). The EU takes on fresh voluntary commitments to the New Urban Agenda. New York. Retrieved January 31, 2023, from https://ec.europa.eu/regional_policy/en/newsroom/news/2022/04/29-04-2022-the-eu-takes-on-fresh-voluntary-commitments-to-the-new-urban-agenda

- Eurostat. (2018, December 10). Glossary: Functional Urban Area. Retrieved from Eurostat Statistics Explained: [https://ec.europa.eu/eurostat/statistics-explained/index.php?title=Glossary:Functional_urban_area#:~:text=Short%20definicion%3A%20a%20functional%20urban,city%20\(OECD%2C%202012\).](https://ec.europa.eu/eurostat/statistics-explained/index.php?title=Glossary:Functional_urban_area#:~:text=Short%20definicion%3A%20a%20functional%20urban,city%20(OECD%2C%202012).)
- Federación Española de Municipios y Provincias. (2020). Guía para la localización de la Agenda 2030. Madrid: Secretaría de Estado para la Agenda 2030. Retrieved January 31, 2023, from http://femp.femp.es/files/3580-2498-fichero/Guia_Localizacion_Agenda2030_VF.pdf
- G20. (2021). G20 Rome Leaders' Declaration. Rome: G20. Retrieved February 28, 2023, from <https://www.consilium.europa.eu/media/52730/g20-leaders-declaration-final.pdf>
- Global Taskforce of Local and Regional Governments. (2016). Roadmap for Localizing the SDGs: Implementation and Monitoring at the Subnational Level. Barcelona: Global Taskforce of Local and Regional Governments. Retrieved January 31, 2023, from https://www.uclg.org/sites/default/files/roadmap_for_localizing_the_sdgs_0.pdf
- Global Taskforce of Local and Regional Governments. (n.d.). Localizing the Global Goals. Retrieved February 28, 2023, from Global Taskforce of Local and Regional Governments: <https://www.global-taskforce.org/localizing-global-goals>
- Government of Spain. (2020). Recovery, Transformation and Resilience Plan - España Puede. Madrid: Presidency of the Government of Spain. Retrieved January 31, 2023, from https://www.lamoncloa.gob.es/lang/en/presidente/news/Documents/2020/20201007_RecoveryPlan.pdf
- Government of Spain. (2021). Recovery, Transformation and Resilience Plan. Madrid: Government of Spain. Retrieved January 31, 2023, from https://www.lamoncloa.gob.es/temas/fondos-recuperacion/Documents/05052021-Executive_Summary_Recovery_Plan.pdf
- Ki-moon, B. (2012, April 23). 'Our Struggle for Global Sustainability Will Be Won or Lost in Cities'. New York, United States. Retrieved January 31, 2023, from <https://press.un.org/en/2012/sgsm14249.doc.htm>
- Lafortune, G., Cortés Puch, M., Mosnier, A., Fuller, G., Diaz, M., Riccaboni, A., . . . Oger, A. (2021). Europe Sustainable Development Report 2021: Transforming the European Union to achieve the Sustainable Development Goals. Paris: SDSN, SDSN Europe and IEEP. Retrieved January 31, 2023, from <https://www.sdgindex.org/reports/europe-sustainable-development-report-2021/>
- Madrid City Council. (2019, November 5). Boletín Oficial del Ayuntamiento de Madrid (BOAM). Madrid, Spain. Retrieved January 31, 2023, from https://sede.madrid.es/csvfiles/UnidadesDescentralizadas/UDCBOAM/Contenidos/Boletin/2019/Noviembre/Ficheros%20PDF/BOAM_8516_04112019141630777.pdf
- Madrid City Council. (2019, September). Madrid 360. Madrid, Spain. Retrieved January 31, 2023, from https://www.madrid360.es/wp-content/uploads/2021/09/Avance-Estrategia-Sostenibilidad-Ambiental-Madrid-360_baja.pdf
- Madrid City Council. (2019, September). Madrid 360. Madrid, Spain. Retrieved January 31, 2023, from https://www.madrid360.es/wp-content/uploads/2021/09/Avance-Estrategia-Sostenibilidad-Ambiental-Madrid-360_baja.pdf
- Madrid City Council. (2020, July 20). Acuerdos de la Villa. Madrid, Spain. Retrieved January 31, 2023, from https://transparencia.madrid.es/FWProjects/transparencia/Covid19/MedidasRegeneracion/Ficheros/20200707_AcuerdosDeLaVilla_v2.pdf
- Madrid City Council. (2021). Diagnóstico en clave de Agenda Urbana de la ciudad de Madrid. Madrid: Madrid City Council. Retrieved January 31, 2023, from https://www.madrid.es/UnidadesDescentralizadas/FondosEuropeos/madrid_es/Agenda%20Urbana/AU%20Madrid/DIAGN%C3%93STICO%20MADRID%20COMPLETO%20_141021.pdf

- Madrid City Council. (2021). Localisation Strategy for the Sustainable Development Goals of the 2030 Agenda in the City of Madrid. Madrid: Madrid City Council. Retrieved January 31, 2023, from https://www.madrid.es/UnidadesDescentralizadas/FondosEuropeos/madrid_es/AGENDA2030/Especial%20Informativo/Cap%C3%ADtulos/Estrategia%20de%20localizaci%C3%B3n/ESTRATEGIA%202030-INGLES.pdf
- Madrid City Council. (2021). Madrid Economía 2021. Madrid: Madrid City Council. Retrieved January 31, 2023, from https://economia.madrid.es/UnidadesDescentralizadas/UDCObservEconomico/009%20Madrid%20Economia/Ficheros/003%20Ficheros%20Madrid%20Econom%C3%ADa%202021/MadridEconomia_2021.pdf
- Madrid City Council. (2021). Recovery, Transformation and Resilience Plan for the City of Madrid. Madrid: Madrid City Council. Retrieved January 31, 2023, from <https://www.madrid.es/UnidadWeb/NxC/PlanRecuperacion/rtsingles.pdf>
- Madrid City Council. (2021). Roadmap to climate neutrality by 2050. Madrid: Madrid City Council. Retrieved January 31, 2023, from <https://www.madrid.es/UnidadesDescentralizadas/Sostenibilidad/EspeInf/EnergiayCC/06Divulgaci%C3%B3n/6cDocumentacion/6cNHRNeutral/Ficheros/RoadmapENG2022.pdf>
- Madrid City Council. (2022). Plan de Acción Local de la Agenda Urbana de la ciudad de Madrid. Madrid: Madrid City Council. Retrieved January 31, 2023, from <https://decide.madrid.es/system/documents/attachments/000/007/487/original/3779c5bafc46109e4b9f57fbeece680b5224c302.pdf>
- Madrid City Council. (2023, January 28). El Ayuntamiento de Madrid ha captado ya 333 millones de euros de los Fondos Next Generation UE. Madrid, Spain. Retrieved January 31, 2023, from <https://internacional.madrid.es/portales/inter/es/Noticias/El-Ayuntamiento-de-Madrid-ha-captado-ya-333-millones-de-euros-de-los-Fondos-Next-Generation-UE/?vgnnextfmt=default&vgnextoid=1d-2b4ef094896810VgnVCM2000001f4a900aRCRD&vgnnextchannel=c-c76254544344810V>
- Madrid Nuevo Norte. (2021, April 15). A simple “toolkit” to increase awareness of the gender perspective in urban planning. Madrid, Spain. Retrieved January 31, 2023, from <https://creamadridnuevonorte.com/en/noticia/a-simple-toolkit-to-increase-awareness-of-the-gender-perspective-in-urban-planning/>
- Madrid Nuevo Norte. (n.d.). Social and economic impact. Madrid, Spain. Retrieved January 31, 2023, from <https://creamadridnuevonorte.com/en/project/social-and-economic-impact/>
- Ministerio de Derechos Sociales y Agenda 2030. (2021). Sustainable Development Strategy 2030. Madrid: Ministerio de Derechos Sociales y Agenda 2030. Retrieved January 31, 2023, from <https://www.mdsocialesa2030.gob.es/agenda2030/documentos/eds2030-english.pdf>
- Ministry for Social Rights and the 2030 Agenda. (2022). Executive Summary of the Progress Report 2022 of the 2030 Sustainable Development Strategy. Madrid: Ministry for Social Rights and the 2030 Agenda. Retrieved January 31, 2023, from <https://www.mdsocialesa2030.gob.es/en/agenda2030/documentos/RE-IP22-EDS-2030Ingles.pdf>
- NYC Mayor’s Office for International Affairs. (2018). Voluntary Local Review - New York City’s Implementation of the 2030 Agenda for Sustainable Development. New York. Retrieved February 28, 2023, from https://www1.nyc.gov/assets/international/downloads/pdf/NYC_VLR_2018_FINAL.pdf

- NYC Mayor's Office for International Affairs. (2019, September). Voluntary Local Review Declaration. New York, United States. Retrieved February 28, 2023, from <https://www.nyc.gov/site/international/programs/voluntary-local-review-declaration.page>
- OECD. (2020). A Territorial Approach to the Sustainable Development Goals: Synthesis report. Paris: Urban Policy Reviews, OECD Publishing. [doi:10.1787/e86fa715-en](https://doi.org/10.1787/e86fa715-en)
- OECD. (2022). The Sustainable Development Goals as a framework for Covid-19 recovery in cities and regions. Paris: OECD Publishing. [doi:10.1787/6d25b59b-en](https://doi.org/10.1787/6d25b59b-en)
- REDS - Red Española para el Desarrollo Sostenible (2020). Los Objetivos de Desarrollo Sostenible en 100 ciudades españolas. Madrid: REDS. Retrieved January 31, 2023, from <https://reds-sdsn.es/wp-content/uploads/2021/12/2020-Informe-REDS-Los-ODS-en-100-ciudades-FULLWEB.pdf>
- Sachs, J., Lafortune, G., Kroll, C., Fuller, G., & Woelm, F. (2022). From Crisis to Sustainable Development: the SDGs as Roadmap to 2030 and Beyond. Sustainable Development Report 2022. Cambridge: Cambridge University Press. [doi:https://doi.org/10.1017/9781009210058](https://doi.org/10.1017/9781009210058)
- Sánchez de Madariaga, I., & Novella Abril, I. (2021). Toolkit Gender in large-scale urban initiatives. Madrid: Distrito Castellana Norte and Cátedra UNESCO de Género. Retrieved January 31, 2023, from <https://www.gendersteunescochair.com/genero-en-grandes-iniciativas-urbanisticas/>
- Siragusa, A., Stamos, I., Bertozzi, C., & Proietti, P. (2022). European Handbook for SDG voluntary Local Reviews - 2022 Edition. Luxembourg: Publications Office of the European Union. [doi:10.2760/218321](https://doi.org/10.2760/218321)
- Siragusa, A., Vizcaino, M., Proietti, P., & Lavalle, C. (2020). European Handbook for SDG Voluntary Local Reviews. Luxembourg: Publications Office of the European Union. [doi:10.2760/670387](https://doi.org/10.2760/670387)
- Sisto, R. (2021). Urban resilience index: A review of definitions, dimensions and indicators. *Journal of Risk Research*, 24(1), 60-75. [doi: 10.1080/13669877.2019.1703482](https://doi.org/10.1080/13669877.2019.1703482)
- UCLG. (2022). Towards the Localization of the SDGs. Local and regional governments breaking through for a sustainable and just recovery. Barcelona: UCLG. Retrieved January 31, 2023, from https://www.global-taskforce.org/sites/default/files/2022-07/Towards%20the%20Localization%20of%20the%20SDGs_2022.pdf
- UCLG and UN-Habitat. (2020). Guidelines for Voluntary Local Reviews. Volume 1: A Comparative Analysis of Existing VLRs. Barcelona: UCLG.
- UN-Habitat. (2020, August 12). UN-Habitat leads the collaborative development of the United Nations system-wide Urban Monitoring Framework. Madrid, Spain. Retrieved January 31, 2023, from <https://unhabitat.org/news/12-aug-2020/un-habitat-leads-the-collaborative-development-of-the-united-nations-system-wide>
- UN-Habitat. (2021). The Global Urban Monitoring Framework. Nairobi: UN-Habitat. Retrieved January 31, 2023, from https://unhabitat.org/sites/default/files/2022/08/the_global_urban_monitoring_framework_metadata.pdf
- UN-Habitat. (2021). Towards a new generation of Voluntary Local Reviews. Expert group meeting. Madrid: UN-Habitat. Retrieved January 31, 2023, from https://unhabitat.org/sites/default/files/2021/04/report_egm_vlr_vnr.pdf
- UN-Habitat and UCLG. (2021). Guidelines for Voluntary Local Reviews (Volume 2) Towards a New Generation of VLRs: Exploring the Local-National Link. Nairobi: UN-Habitat. Retrieved February 28, 2023, from https://unhabitat.org/sites/default/files/2021/07/vlrguidelines_vol2.pdf

- United Nations. (2015, 09 15). A/RES/70/1: Transforming our world: the 2030 Agenda for Sustainable Development. New York: United Nations. Retrieved January 31, 2023, from https://www.un.org/ga/search/view_doc.asp?symbol=A/RES/70/1&Lang=E
- United Nations. (2015, July 16). Addis Ababa Action Agenda. Addis Ababa: United Nations. Retrieved January 31, 2023, from https://sustainabledevelopment.un.org/content/documents/2051AAAA_Outcome.pdf
- United Nations. (2016, October 20). New Urban Agenda. Quito: United Nations. Retrieved January 31, 2023, from <https://habitat3.org/wp-content/uploads/NUA-English.pdf>
- United Nations. (2016, October 17). Secretary-General's remarks at the Opening of the United Nations Conference on Housing and Sustainable Urban Development. Quito, Ecuador. Retrieved January 31, 2023, from <https://www.un.org/sg/en/content/sg/statement/2016-10-17/secretary-generals-remarks-opening-united-nations-conference-housing>
- United Nations. (2019, September 19). Remarks to High-Level Political Forum on Sustainable Development. New York, United States. Retrieved January 31, 2023, from <https://www.un.org/sg/en/content/sg/speeches/2019-09-24/remarks-high-level-political-sustainable-development-forum>
- United Nations. (2021). Ministerial Declaration HLPF 2021. New York: United Nations. Retrieved February 28, 2023, from https://sustainabledevelopment.un.org/content/documents/28872MD_9_July_2021_FINAL.pdf
- United Nations. (2021). Our Common Agenda - Report of the Secretary-General. New York: United Nations. Retrieved February 28, 2023, from https://www.un.org/en/content/common-agenda-report/assets/pdf/Common_Agenda_Report_English.pdf
- United Nations. (2022). Building back better from the coronavirus disease (Covid-19) while advancing the full implementation of the 2030 Agenda for Sustainable Development. New York: United Nations Economic and Social Council. Retrieved February 28, 2023, from <https://hlpf.un.org/sites/default/files/2022-06/SG%20report%20on%20the%20theme.pdf>
- United Nations. (2022). Ministerial Declaration HLPF 2022. New York: United Nations. Retrieved January 31, 2023, from <https://hlpf.un.org/sites/default/files/2022-07/HLPF%202022%20MD%2013%20July.pdf>
- United Nations. (2022). Progress in the Implementation of the New Urban Agenda. United Nations.
- United Nations. (2022). Progress in the implementation of the New Urban Agenda - Report of the Secretary-General. New York: United Nations. Retrieved February 28, 2023, from <https://documents-dds-ny.un.org/doc/UNDOC/GEN/N22/278/72/PDF/N2227872.pdf?OpenElement>
- United Nations. (2022, May 17). Rescuing Sustainable Development Goals More Important Than Ever. New York, United States. Retrieved February 28, 2023, from <https://press.un.org/en/2022/sgsm21279.doc.htm>
- United Nations Framework Convention on Climate Change. (2015, December 12). Adoption of the Paris Agreement. Paris: United Nations Framework Convention on Climate Change. Retrieved February 28, 2023, from https://unfccc.int/sites/default/files/english_paris_agreement.pdf
- United Nations Office for Disaster Risk Reduction (UNISDR). (2015, March 18). Sendai Framework for Disaster Risk Reduction 2015-2030. Sendai: United Nations Office for Disaster Risk Reduction (UNISDR). Retrieved January 31, 2023, from <https://sdgs.un.org/sites/default/files/publications/2157sendaiframeworkfordrren.pdf>

United Nations Statistical Commission. (2020). A recommendation on the method to delineate cities, urban and rural areas for international comparisons. New York: Statistical Commission. Retrieved January 31, 2023, from https://unstats.un.org/UNSDWebsite/statcom/session_51/documents/BG-Item3j-Recommendation-E.pdf

Urban 20. (2021). Urban 20 calls on G20 to empower cities to ensure a green and just recovery. Rome: U20. [doi:https://www.urban20.org/wp-content/uploads/2021/06/U20-2021-Communique-Final.pdf](https://www.urban20.org/wp-content/uploads/2021/06/U20-2021-Communique-Final.pdf)

BIBLIOGRAPHY

- BERTELSMANN STIFTUNG and SDSN. (2018). Global responsibility: Implementing the goals. SDG index and dashboards report 2018. New York. <https://sdgindex.org/reports/sdg-index-and-dashboards-2018/>
- Bilsky, E., Calvete Moreno, A., & Fernández Tortosa, A. (2021). Local governments and SDG localisation: Reshaping multilevel governance from the bottom up. *Journal of Human Development and Capabilities*, 22(4), 713–724. <https://doi.org/10.1080/19452829.2021.1986690>
- Ciambra, A. (2021). European SDG voluntary local reviews: A comparative analysis of local indicators and data (A. Siragusa & P. Proietti, Eds.). Publications Office of the European Union. <https://doi.org/10.2760/9692>
- Deiningner, N., Lu, Y., Griess, J., & Santamaria, R. (2019). Cities taking the lead on the Sustainable Development Goals: A voluntary local review handbook for cities. Brookings Institution, Carnegie Mellon University.
- European Commission, Joint Research Centre, Siragusa, A., Stamos, I., Bertozzi, C., et al. (2022). European handbook for SDG voluntary local reviews: 2022 edition. Publications Office of the European Union. <https://data.europa.eu/doi/10.2760/355330>
- European Commission, Joint Research Centre, Ciambra, A. (2021). European SDG voluntary local reviews: A comparative analysis of local indicators and data (A. Siragusa & P. Proietti, Eds.). Publications Office. <https://data.europa.eu/doi/10.2760/9692>
- European Commission. (2019). Reflection paper: Towards a sustainable Europe by 2030. https://ec.europa.eu/commission/sites/beta-political/files/rp_sustainable_europe_30-01_en_web.pdf
- European Commission, Science Communication Unit. (2018). Science for environment policy 2018: Indicators for sustainable cities (In-depth report 12). <http://ec.europa.eu/science-environment-policy>
- Ministry of Social Rights and 2030 Agenda. (n.d.). Sustainable development strategy 2030: A national project to make the 2030 Agenda a reality. <https://www.mdsocialesa2030.gob.es/agenda2030/documentos/eds-eng-acce.pdf>
- Navarro, C. (n.d.). Gobiernos locales ante los Objetivos del Desarrollo Sostenible: Localización y estrategia de implementación en municipios de la Comunidad de Madrid. Universidad Autónoma de Madrid. <https://www.idluam.org/blog/wp-content/uploads/2021/05/Informe-Policas-Publicas-ODS.pdf>
- Nrg4SD-Network of Regional Governments for Sustainable Development, University of Strathclyde. (2018). Localizing the SDGs: Regional governments paving the way. <https://www.local2030.org/library/473/Localizing-the-SDGs-Regional-Governments-Paving-the-Way.pdf>
- OECD. (2020). A territorial approach to the Sustainable Development Goals. OECD urban policy reviews. OECD Publishing. <https://doi.org/10.1787/bale177d-en>
- Pipa, T., & Bouchet, M. (2020). Next generation urban planning—Enabling sustainable development at the local level through voluntary local reviews (VLRs). Washington, D.C.: The Brookings Institution.
- Pipa, A. F. (2019). Shaping the Global Agenda to Maximize City Leadership on the SDGs: The Experiences of Vanguard Cities. Washington, D.C.

Region of Andalucía, Barcelona Provincial Council, UCLG, & UNDP. (2021). Comparative study on SDG monitoring systems at local and regional levels. Retrieved from https://gold.uclg.org/sites/default/files/eng_sdg_monitoring_systems_final_version.pdf

Sánchez de Madariaga, I., García López, J., & Sisto, R. (2018). Los Objetivos de Desarrollo Sostenible en 100 ciudades españolas. Red Española para el Desarrollo Sostenible (REDS). Madrid. Retrieved from <http://reds-sdsn.es/comunicado-lanzamiento-informe-ods-ciudades>

Siragusa, A., Vizcaino, P., Proietti, P., & Lavallo, C. (2020). European Handbook for SDG Voluntary Local Reviews (EUR 30067 EN). Publications Office of the European Union. Luxembourg. doi:10.2760/670387.

Sisto, Raffaele (2022). Diseño y aplicación de una metodología de análisis de impacto de las políticas públicas sobre los objetivos de desarrollo sostenible. Tesis (Doctoral), E.T.S.I. Industriales (UPM). <https://doi.org/10.20868/UPM.thesis.70174>

Sisto, R.; García López, J.; Quintanilla, A.; de Juanes, Á.; Mendoza, D.; Lumbreras, J.; Mataix, C. Quantitative Analysis of the Impact of Public Policies on the Sustainable Development Goals through Budget Allocation and Indicators. *Sustainability* 2020, 12, 10583. <https://doi.org/10.3390/su122410583>

Sisto, R., García López, J., Lumbreras Martín, J., Mataix Aldeanueva, C., Ramos Ferreiro, L. (2021). City Assessment Tool to Measure the Impact of Public Policies on Smart and Sustainable Cities. The Case Study of the Municipality of Alcobendas (Spain) Compared with Similar European Cities. In: Bisello, A., Vettorato, D., Ludlow, D., Baranzelli, C. (eds) *Smart and Sustainable Planning for Cities and Regions*. SSPCR 2019. Green Energy and Technology. Springer, Cham. https://doi.org/10.1007/978-3-030-57764-3_6

State Secretariat for the 2030 Agenda. (2020). Guide to the Localisation of the 2030 Agenda. Retrieved from https://www.mdsocialesa2030.gob.es/agenda2030/documentos/guialoc_eng.pdf

Spanish Government. (20XX). Plan de Acción para la Implementación de la Agenda 2030. Hacia una Estrategia Española de Desarrollo Sostenible. Retrieved from https://transparencia.gob.es/transparencia/dam/jcr:69584062-4118-405e-95b3-4a349167c36b/PlanAccion_Implementacion_Agenda2030.pdf

Gobierno de España. (2018). Plan de Acción para la Implementación de la Agenda 2030. Hacia una Estrategia Española de Desarrollo Sostenible. Retrieved from <http://www.exteriores.gob.es/Portal/es/SalaDePrensa/Multimedia/Publicaciones/Documents/PLAN%20DE%20ACCION%20PARA%20LA%20IMPLEMENTACION%20DE%20LA%20AGENDA%202030.pdf>

Spanish Government. (2020). Progress Report 2020. Rebuilding the Common. 2030 Agenda Implementation in Spain. Retrieved from <https://www.mdsocialesa2030.gob.es/agenda2030/documentos/ip20-accesible-eng.pdf>

Ministerio de Asuntos Exteriores, Unión Europea y Cooperación, Gobierno de España. (2019). Informe de progreso: La implementación de la Agenda 2030 en España. Retrieved from <http://www.exteriores.gob.es/Portal/es/PoliticaExteriorCooperacion/Agenda2030/Documents/Informe%20de%20Progreso%202019.pdf>

Stockholm Environment Institute (SEI). (2021). SDG localization baseline. Retrieved from <https://www.sei.org/wp-content/uploads/2021/11/sdg-localization-baseline.pdf>

Sustainable Development Solutions Network. (2019). The 2019 US Cities Sustainable Development Report. Retrieved from <https://www.sustainabledevelopment.report/reports/2019-us-cities-sustainable-development-report/>

UCLG & UN-Habitat. (2020). Guidelines for Voluntary Local Reviews (Volume 1): A Comparative Analysis of Existing VLRs.

UCLG and UN-Habitat. (2021). Guidelines for Voluntary Local Reviews (Volume 2) Towards a New Generation of VLRs: Exploring the local-national link.

UCLG. (2022). Country Profiles on SDG localization. Local and Regional governments stepping forward for achieving the 2030 Agenda. Retrieved from https://gold.uclg.org/sites/default/files/country_profiles_on_sdg_localization_final_version.pdf

UCLG. (2022). Towards the localization of the SDGs. Local and regional governments breaking through for a sustainable and just recovery. 6th Local and Regional Governments' Report to the 2022 HLPF. Retrieved from https://gold.uclg.org/sites/default/files/hlpf_2022.pdf

United Cities and Local Governments (UCLG). (2021). Towards the Localization of the SDGs. Sustainable and Resilient Recovery Driven by Cities and Territories. Local and Regional Governments' Report to the HLPF. 5th Report. Global Taskforce of Local and Regional Governments. United Cities and Local Governments: Barcelona.

UCLG. (2021). Guidelines for Voluntary Subnational Reviews. SDG Reporting by Local and Regional Government Associations. Retrieved from https://gold.uclg.org/sites/default/files/guidelines_en.pdf

United Nations Department of Economic and Social Affairs (UNDESA). (2020). Global Guiding Elements for Voluntary Local Reviews (VLRs) of SDG implementation. New York: UNDESA. Retrieved from https://sdgs.un.org/sites/default/files/2021-06/GlobalGuidingElementsforVLRs_FINAL.pdf

United Nations Economic and Social Commission for Asia and the Pacific (UN-ESCAP). (2020). Asia-Pacific Regional Guidelines on Voluntary Local Reviews. Reviewing local progress to accelerate action for the Sustainable Development Goals. Bangkok: UN-ESCAP.

United Nations General Assembly. (2015). Transforming Our World: The 2030 Agenda for Sustainable Development. New York: United Nations. A/RES/70/1.

ANNEXES

ANNEX 1. INDICATORS' DESCRIPTION

1.2	At risk of poverty rate	Area	Unit	Value
		Municipality	%	17.70
		GMA	%	14.83
		FUA	%	18.89

The at risk of poverty rate refers to the percentage of individuals whose disposable income (after social transfer) is below the at risk of poverty threshold, set at 60% of the national median disposable income (after social transfers). This indicator does not measure wealth or poverty. Instead, it measures low income concerning other residents in the same country. A low-income level does not necessarily indicate a low standard of living. The equal disposable income is calculated by taking the total income of a household, deducting tax and other expenses, and dividing the remaining amount by the number of household members. To account for the varying needs of each household member, they are equalised or made equivalent by applying the modified OECD equivalence scale, which assigns weightings according to age.

1.3	At risk of poverty rate (Over 65 Years)	Area	Unit	Value
		Municipality	%	9.40
		GMA	%	9.23
		FUA	%	12.54

The proportion of the population over 65 years of age (older people) with a disposable income (after social transfer) below the at-risk-of-poverty threshold is set at 60% of the national median disposable income (after social transfers).

1.3	At risk of poverty rate (Under 18 Years)	Area	Unit	Value
		Municipality	%	24.50
		GMA	%	19.63
		FUA	%	23.61

The proportion of the population under 18 years of age (children) with a disposable income (after social transfer) below the at-risk-of-poverty threshold is also set at 60% of the national median disposable income (after social transfers).

1.3	Number of families receiving the Regional Minimum Income (RMI) or income guarantee programmes	Area	Unit	Value
		Municipality	n	14,371.00

The number of families receiving RMI, which is a variable amount benefit granted as social assistance after fulfilling specific minimum requirements. It comprises of a basic monthly benefit and a variable supplement.

1.4	Percentage of persons who fall behind in their utility bill payments	Area	Unit	Value
		Municipality	%	9.4

The percentage indicates whether a household has had financial difficulties covering their utility bills (including heating, electricity, gas, water, etc.) on time.

1.4	Percentage of the population unable to maintain a comfortable temperature at home	Area	Unit	Value
		Municipality	%	10.8

The percentage represents the proportion of individuals who cannot keep their homes adequately warm. This indicator is based on the question, "Can your household afford to keep its home adequately warm?" and measures affordability, regardless of the household's need for warmth.

2.1	Percentage of the population who cannot afford a meal of meat, poultry, or fish at least every second day	Area	Unit	Value
		Municipality	%	4

Food poverty is one element of the poverty experience. It refers to the inability to have an adequate and nutritious diet due to affordability or accessibility issues. The ability to afford a meal of meat, poultry, or fish (or vegetarian equivalent) every second day is one of the factors that determine severe material and social deprivation at a household level. These indicators represent the proportion of the population living in food poverty out of the total population of the area.

2.2	Share of child population (aged between 2 and 17) with a Body Mass Index (BMI) of overweight or obesity	Area	Unit	Value
		Municipality	%	32.00

The proportion of the population between 2 and 17 years of age who suffer from overweight or obesity according to WHO standards. Body mass index (BMI) is a simple index of weight-for-height that is commonly used to classify overweight and obesity, it is defined as a person's weight in kilograms divided by the square of their height in meters (kg/m²). Growth reference standards for children can be found here: <https://www.who.int/tools/growth-reference-data-for-5to19-years/indicators/height-for-age>

2.2	Share of population (aged over 18) with a Body Mass Index (BMI) of overweight or obesity	Area	Unit	Value
		Municipality	%	46.8

Proportion of the population over 18 years of age who suffer from overweight or obesity according to WHO standards.
 Overweight: BMI-for-age greater than 1 standard deviation above the WHO Growth Reference median.
 Obesity: BMI greater than 2 standard deviations above the WHO Growth Reference median
 Body mass index (BMI) is a simple index of weight-for-height, defined as a person's weight in kilograms divided by the square of their height in meters (kg/m²).

2.3	Tons of proximity products commercialized in Mercamadrid	Area	Unit	Value
		Municipality	Ton	143,200

Weight of products commercialized in Mercamadrid that are produced within a radius of no more than 100 Km from Madrid.

3.4	Life expectancy at birth	Area	Unit	Value
		Municipality	Years	85.10
		GMA	Years	84.08

Life expectancy at birth is a measure of how long, on average, a newborn can expect to live if current death rates remain unchanged. However, the actual age-specific death rate of any birth cohort cannot be known in advance. If rates are falling, actual life spans will be higher than life expectancy calculated using current death rates.

Life expectancy at birth is one of the most frequently used health status indicators. Gains in life expectancy at birth can be attributed to several factors, including rising living standards, improved lifestyle and better education, as well as greater access to quality health services. This indicator is presented as a total and by gender and is measured in years.

3.4	Premature mortality rate	Area	Unit	Value
		Municipality	x10,000	12.79
		GMA	x10,000	10.29
		FUA	x10,000	11.91

Premature mortality focuses on deaths among younger age groups of the population, specifically those under 65 years old.

3.5	Harmful alcohol consumption per capita (15 years of age and older)	Area	Unit	Value
		Municipality	%	7.57

The proportion of the population aged 15 years and over who engage in a harmful alcohol consumption. This is defined as having an intensive drinking episode between one and three times per month, but not every week. An intensive alcohol consumer is defined as a man who consumes more than six standard drink units (equivalent to 60 g of pure alcohol) in the interval of four to six hours, or a woman who consumes more than five standard drink units (equivalent to 50 g of pure alcohol) in the same period of time.

3.6	Traffic fatalities	Area	Unit	Value
		Municipality	x100,000	1.09
		GMA	x100,000	0.93
		FUA	x100,000	0.81

A traffic fatality is defined as a person who is killed immediately or dies within 30 days as a result of a road traffic accident. This is calculated by dividing the total number of traffic fatalities per year by the total city population and expressing it as a rate per 100,000 people.

Traffic fatalities = 100,000 [Total traffic fatalities per year / City population]

3.7	Percentage of consultations on Sexually Transmitted Infections (STIs) in Medical Specialty Centres	Area	Unit	Value
		Municipality	%	83.7

The percentage of consultations related to sexually transmitted infections (STIs) conducted in peripheral medical speciality centres.

3.7	Percentage of new family planning consultations within the sexual and reproductive health program	Area	Unit	Value
		Municipality	%	21.4

The percentage of family planning consultations within the Madrid Salud programme aimed at promoting sexual and reproductive health, preventing unplanned/unwanted pregnancies, and addressing issues related to sexuality, such as HIV/STIs, sexual dysfunctions, discrimination, sexual and gender-based violence, etc.

3.8	Population with household health expenditures greater than 10% of total household expenditure or income	Area	Unit	Value
		Municipality	%	8.04

The proportion of the population whose household health expenditures make up a significant share of their total household expenditure or income. This is measured using two thresholds, 10% and 25%. This indicator is used to monitor the second dimension of universal health coverage within the SDG monitoring framework (SDG indicator 3.8.2). Household expenditures on health are defined as formal and informal payments at the time of receiving any type of care, including preventive, curative, rehabilitative, palliative, or long-term care, provided by any type of healthcare provider. These payments include the part not covered by a third party, such as an insurer, and are known as out-of-pocket payments (OOPs - SHA 2011). When OOPs exceed a predefined threshold of a household's ability to pay, they are likely to expose households to financial hardship.

3.8	Population with household health expenditures greater than 25% of total household expenditure or income	Area	Unit	Value
		Municipality	%	0.98

The proportion of the population that has high household expenditure on health as a percentage of their total household expenditure or income. A household is considered to have large health expenditure if it exceeds two thresholds, 10% and 25%. This indicator is used to monitor the second dimension of universal health coverage within the SDG monitoring framework (SDG indicator 3.8.2). Household expenditures refer to formal and informal payments made at the time of receiving any type of care, including preventive, curative, rehabilitative, palliative, or long-term care, from any type of provider. These payments include the portion not covered by a third party, such as an insurer, and correspond to out-of-pocket payments (OOPs - SHA 2011). When OOPs exceed a household's ability to pay, they can cause financial hardship.

4.1	Uneducated young persons	Area	Unit	Value
		Municipality	%	5.83

The proportion of the population aged between 25 and 29 who are unable to read or write, have no formal education, or have not completed primary education.

4.2	Children 0-4 in daycare or school	Area	Unit	Value
		Municipality	x1,000	679.40
		GMA	x1,000	751.21
		FUA	x1,000	710.70

The number of children between 0 and 4 years of age enrolled in early childhood education or preschool. Equal access to quality pre-primary education, early childhood education and care is often the first step in a child's educational pathway. While this stage of education is not compulsory in Spain, it is the only non-public educational stage.

4.4	Proportion of the population aged 25-64 qualified with the highest level of education	Area	Unit	Value
		Municipality	%	54.41
		GMA	%	48.24
		FUA	%	48.20

The population that has completed the highest level of education (ISDEC 5-8) by age group, including both theoretical programmes leading to advanced research or high-skill professions such as medicine and more vocational programs leading to the labour market. The measure is expressed as a percentage of the same-age population, and data is also available by gender.

4.7	Number of beneficiaries of formal education (primary, secondary and university education) trained in projects co-financed by the Madrid City Council on Education for Sustainable Development and Global Citizenship	Area	Unit	Value
		Municipality	n	143910

Indicator that monitors the results of the training efforts in Education for Sustainable Development and Global Citizenship in formal education made by the Madrid City Council. It measures the number of individuals reached by the implemented financing schedules.

5.1	Difference between at risk of poverty rate by gender	Area	Unit	Value
		Municipality	%	5.85
		GMA	%	9.33
		FUA	%	9.03

The relative proportion of the population with an equal disposable income (after social transfer) below the at risk of poverty threshold, which is set at 60% of the national median equal disposable income after social transfers. The measurement is taken by gender.

5.2	Number of fatal victims of gender-based violence in the city of Madrid	Area	Unit	Value
		Municipality	n	4

The number of women who have died due to physical or mental violence against them by a man who is or was their spouse or was associated with them through an equivalent sentimental relationship, albeit without cohabiting.

5.2	Crimes of gender-based violence	Area	Unit	Value
		Municipality	n	13855

Gender-based violence (GBV) is violence directed against a person because of their gender, or violence that disproportionately affects individuals of a particular gender. The GBV can take various forms, including:

Physical violence: this can result in injuries, distress and health problems.

Typical forms of physical violence include beating, strangling, pushing and the use of weapons. In the EU, 31% of women have experienced one or more acts of physical violence since the age of 15.

Sexual violence: this includes sexual acts, attempts to obtain a sexual act, acts to traffic, or acts otherwise directed against a person's sexuality without the person's consent. It's estimated that one in 20 women (5%) has been raped in EU countries since the age of 15.

Psychological violence: this includes psychologically abusive behaviours, such as controlling, coercion, economic violence and blackmail. In the 28 EU countries, 43% of women have experienced some form of psychological violence by an intimate partner.

5.4	Ratio of domestic and care work	Area	Unit	Value
		Municipality	Ratio	5.35

The proportion of women who do not participate in the labour market due to their involvement in domestic and care work compared to men in the same situation. Unpaid domestic and care work includes services provided for the final use of household members or family members living in other households. These activities are categorised in ICATUS 2016 as "3. Unpaid domestic services for household and family members" and "4. Unpaid caregiving services for household and family members". The ratio is calculated by dividing the number of women by the number of men.

5.4	Proportion of seats held by women in sub-national/local governments	Area	Unit	Value
		Municipality	Ratio	5.35

Measures the proportion of positions held by women in local government. It represents the percentage of elected positions held by women in the legislative/deliberative bodies of local government.

5.5	Ratio of men to women in management positions	Area	Unit	Value
		Municipality	%	0.46

Gender equality indicator, represented by the proportion of managerial positions held by men and women.

6.3	Percentage of wastewater treated in nutrient removal and advanced tertiary filtration and disinfection facilities in Madrid	Area	Unit	Value
		Municipality	%	40.00

The proportion of wastewater generated in Madrid that undergoes nitrogen and phosphorus removal processes, as well as additional treatments for the removal of suspended particles and microbial load. The aim is to maintain sufficient effluent quality to be reused as a source of non-drinking water.

6.4	Domestic water consumption per capita	Area	Unit	Value
		Municipality	l/hab/día	120

The average amount of water used to cover household and related utility needs of the population through the water supply industry and self-supply, expressed as "litres per capita per day."

6.4	Total water consumption per capita	Area	Unit	Value
		Municipality	l/hab/día	160.90
		GMA	l/hab/día	176.31
		FUA	l/hab/día	190.62

The average amount of water used in an area for domestic and industrial purposes, both through the water supply industry and self-supply. It is expressed as litres per inhabitant in the area per day.

6.6	Kilometres of restored watercourses on urban land	Area	Unit	Value
		Municipality	Km	12.00

Restoration is a process that supports the recovery of degraded, damaged, or destroyed ecosystems and aims to reintroduce nature and biodiversity into various areas, such as agricultural and forest land, marine environments and urban spaces.

7.2	Percentage of total electrical energy consumed that is generated by municipal photovoltaic installations	Area	Unit	Value
		Municipality	%	2.48

The proportion of energy consumption in municipal buildings that is covered by energy generated by municipal photovoltaic installations.

7.2	Renewable energy share of energy consumed	Area	Unit	Value
		Municipality	%	37.00

The percentage of final energy consumption that comes from renewable resources.

7.3	Energy intensity rate	Area	Unit	Value
		Municipality	tep/M€	0.65
		GMA	tep/M€	1.06
		FUA	tep/M€	1.79

The energy intensity rate is the ratio between gross inland energy consumption (GIEC) and gross domestic product (GDP), calculated for a given calendar year. The GIEC is calculated as the sum of the gross inland consumption of five sources of energy: solid fuels, oil, gas, nuclear and renewable sources. The energy intensity rate can also be used as a proxy for energy efficiency. However, this use can be misleading as energy intensity depends on numerous elements beyond energy efficiency, such as climate, output composition, and outsourcing of goods produced by energy-intensive industries.

8.1	Gross Domestic Product annual growth rate	Area	Unit	Value
		Municipality	%	9.9
		GMA	%	4.10
		FUA	%	2.90

The annual average rate of change of the Gross Domestic Product (GDP) at market prices, based on constant local currency, for a given national economy during a specified period of time. It expresses the difference between GDP values from one period to the next as a proportion of the GDP from the earlier period, usually multiplied by 100. GDP is the sum of gross value added by all resident producers in the economy plus any product taxes and minus any subsidies not included in the value of the products. It is calculated without making deductions for the depreciation of fabricated assets or for depletion and degradation of natural resources.

8.2	Productivity ratio	Area	Unit	Value
		Municipality	Ratio	7.27
		GMA	Ratio	2.45
		FUA	Ratio	4.70

The difference between the Gross Domestic Product Annual Growth and the Employment Annual Growth. It measures whether the growth in GDP is pushed by the creation of employment. Productivity is considered a key source of economic growth and competitiveness and, as such, is a basic statistical information for many international comparisons and country performance assessments. Extreme values indicate that the local economy is not sustainable.

8.3	Small and Medium Enterprises per 1,000 inhabitants	Area	Unit	Value
		Municipality	x1,000	126.70
		GMA	x1,000	115.43
		FUA	x1,000	110.35

This indicator is measured as the number of employees in the manufacturing sector. An enterprise is defined as a legal entity possessing the right to conduct business on its own, for example, to enter contracts, own property, incur liabilities, and establish bank accounts. An enterprise may be a corporation, a quasi-corporation, a non-profit institution, or an unincorporated enterprise. Enterprises can be classified into different categories according to their size. For this purpose, different criteria may be used, but the most common is the number of people employed. Small and medium-sized enterprises (SMEs) employ fewer than 250 people. SMEs are further subdivided into micro-enterprises (fewer than 10 employees), small enterprises (10 to 49 employees), medium-sized enterprises (50 to 249 employees). Large enterprises employ 250 or more people. The definition of Small and Medium-sized Enterprises (SME) varies across countries and organizations. The most commonly used denominator for a definition is the number of employees, followed by turnover and assets.

8.4	Percentage of public contracts with fair trade and sustainable consumption and production clauses out of total municipal contracting	Area	Unit	Value
		Municipality	%	<5%

Indicator that measures the commitment of Madrid City Council to fair trade and sustainable consumption and production in municipal procurement.

8.5	Employment rate	Area	Unit	Value
		Municipality	%	55.11

The ratio of the employed to the working age population (over 16 years old). It measures the extent to which available labour resources (people available to work) are being used. Employment rates are sensitive to the economic cycle, but in the longer term, they are significantly affected by government policies on higher education, income support, and the employment of women and disadvantaged groups. Employed people are those aged 16 or over who report that they have worked in gainful employment for at least one hour in the previous week, or who had a job but were absent from work during the reference week. The working age population refers to people aged over 16.

8.5	Female employment rate	Area	Unit	Value
		Municipality	%	51.06

The female labour force as a percentage of the total. It shows the extent to which women are active in the labour force. The indicator is calculated as the proportion of employed females to the population over 16 years of age.

8.5	Female unemployment rate gap	Area	Unit	Value
		Municipality	%	12.59

The percentage of the population without work, who have been seeking work in a recent period, and are currently available for work, and who are females, as a proportion of the total working age population (over 16 years of age).

8.5	Senior employment rate	Area	Unit	Value
		Municipality	%	43.68

The proportion of the employed population who are over 55 years of age as a proportion of the total working age population (over 16 years of age).

8.5	Unemployment rate	Area	Unit	Value
		Municipality	%	11.43
		GMA	%	11.14
		FUA	%	11.7

The unemployment rate is calculated by dividing the total number of unemployed (for a country or a specific group of workers) by the corresponding labour force, which itself is the sum of the total persons employed and unemployed in the group. Persons in unemployment are defined as all those of working age (16 years or older) who were not in employment, carried out activities to seek employment during a specified recent period and were currently available to take up employment given a job opportunity.

8.5	Youth unemployment rate	Area	Unit	Value
		Municipality	%	32.60

Youth unemployment refers to the situation of young individuals who are actively seeking employment but are unable to secure a job, with the age range defined by the United Nations as 15–24 years old. An individual is considered unemployed if they do not have a job but are willing and able to work, actively seeking employment, and fall within the designated “working age” (from 16 years old) for official and statistical measurement. Across the globe, youth unemployment rates are generally higher than adult rates.

8.6	Youth Not in Education, Employment, or Training (NEET)	Area	Unit	Value
		Municipality	%	4.56

The share of young people who are neither employed, nor in education or training as a percentage of the total number of young individuals in the corresponding age group, differentiated by gender. Young people in education include those attending part-time or full-time education, but do not include those in non-formal education or educational activities of very short duration. Employment is defined in accordance with the OECD/ILO Guidelines, and covers all individuals who have worked for at least one hour in paid employment in the reference week of the survey, or were temporarily absent from such work. Consequently, NEET youth can either be unemployed or inactive, and not participating in education or training. Young people who are not engaged in employment, education or training are at risk of social exclusion, and may experience poverty and a lack of opportunities to improve their economic circumstances.

8.9	Tourism GDP growth	Area	Unit	Value
		FUA	%	9.31

The sum of the value added (at basic prices) generated in all industries as a result of internal tourism consumption, as well as the net taxes on products and imports included within this expenditure. Direct tourism GDP corresponds to the portion of GDP generated by all industries that are directly involved with visitors. This indicator is measured as a percentage of total GDP or a percentage of GVA.

8.9	Hospitality industry employment as a proportion of total employment	Area	Unit	Value
		Municipality	%	6.04

The proportion of the employed population working within the leisure and hospitality industry.

9.1	City transport performance	Area	Unit	Value
		Municipality	Index	97.96

The indicator of city transport performance measures the accessibility of a population within a 90-minute drive (accessible population) to the total population living within 120 km (nearby population or proximity) of a specific location. A well-performing transport network implies quick accessibility to the entire nearby population. This indicator is available for European cities on the Urban Data Platform using the methodology elaborated by Dijkstra, Poelman, and Ackermans (2018) and the following input data:

Road network: Trans-tools road network (only Europe's main roads), and local roads simulated using municipality-specific connections. The methodology used is described in Jacobs-Crisioni and Koomen (2017).

Nearby population: all the population that can be reached within 120 km, travelling over the partially observed, partially simulated road network.

The transport performance indicator has been computed for all two million inhabited square grid cells of 1 Km² in the European Union and the European Free Trade Association (EFTA). To aggregate this data to a city, the population-weighted average of all the cells within the city was considered.

9.3	Employment dependency ratio by sector	Area	Unit	Value
		Municipality	Index	5.64
		GMA	Index	4.79
		FUA	Index	4.68

The vulnerability index based on employment diversity represents the distribution of employment by sector. This index is calculated using data from "Employment jobs by sectors" from Eurostat Urban Audit "Labour Market - cities and greater cities". The optimal value of the index is around 1, indicating an even distribution of jobs across sectors, while values above six imply that job concentration in a few sectors.

9.4	Total industry greenhouse gas emissions per industry GDP	Area	Unit	Value
		Municipality	Kg/ Miles de €	14.31

The relation between Greenhouse Gas (GHG) emissions and GDP generated by the industry sector. It is expressed as kg of CO₂ equivalents per thousand euros.

9.5	Number of European patents with an applicant from the city of Madrid	Area	Unit	Value
		Municipality	n	248

The total patents filed by the European Union with a Madrid City resident as the applicant.

9.5	Number of Spanish patents with an applicant from the city of Madrid	Area	Unit	Value
		Municipality	x100,000	5.69
		GMA	x100,000	4.53
		FUA	x100,000	3.98
The total patents filed by Spain with a Madrid City resident as the applicant.				

9.5	Start-up attraction index	Area	Unit	Value
		Municipality	Index	14.38
A composite index developed by StartupBlink that assesses the quality or level of attractiveness of a city for the startup ecosystem. The index takes into consideration various factors, including the number of startups, coworking spaces, accelerators, and global Influencers. Special algorithms are used to analyze thousands of data points to provide a quantity score, quality score (which considers factors such as monthly visits, authority, customer base, the number of unicorns-startups valued over \$ 1 billion - and other factors), business score (which considers factors such as the technological infrastructure, bureaucracy, red tape, and others), and total score (which is the sum of quantity, quality, and business environment scores). Cities that score high on the Start-up Attraction Index generally have startup-friendly policies and are convenient for doing business.				

10.2	Unemployed persons with disabilities	Area	Unit	Value
		Municipality	%	7.79
The proportion of unemployed individuals who are disabled. Disabled people are more likely to face challenges in finding employment. They are considerably more likely than non-disabled individuals to be economically inactive.				

10.4	Gini coefficient	Area	Unit	Value
		Municipality	Index	38.10
		GMA	Index	32.47
		FUA	Index	31.50
The Gini Index (Gini Ratio or Gini Coefficient) measures the extent to which the distribution of income or consumption expenditure among individuals or households within an economy deviates from a perfectly equal distribution. A Gini coefficient of zero represents perfect equality, where everyone has the same income. A Gini coefficient of one (or 100%) represents maximal inequality, where one person has all the income. The Gini coefficient is an important measure of income inequality in a city (Mandal, 2014).				

10.4	S80/S20 income distribution	Area	Unit	Value
		Municipality	%	3.40
		GMA	%	2.79
		FUA	%	2.75
The S80/S20 ratio measures the relative disparity in the distribution of a given order of magnitude. For an income distribution, it compares the mass of income held by 20% of the richest individuals to that held by 20% of the poorest.				

10.7	Foreign-born employment rate	Area	Unit	Value
		Municipality	%	25.76
		GMA	%	13.57
		FUA	%	12.80

The foreign-born employment rate refers to the percentage of employed foreign-born individuals aged 15-64 in the total foreign-born population (active and inactive persons) of the same age. Individuals who worked at least one hour or had a job but were absent from work during the reference week are considered employed. This indicator is measured as a percentage of the foreign-born population of the same age and gender.

11.1	Housing access index	Area	Unit	Value
		Municipality	Index	7.42
		GMA	Index	5.07

The number of years of salary required to qualify for home ownership. This is determined using data on average house prices and average disposable income per capita.

11.1	Percentage of household budget spent on housing, water, electricity, gas and other fuels	Area	Unit	Value
		Municipality	%	37.47

The proportion of household budget spent on utilities expenses, including water supply (e.g., hiring and reading of meters, standing charges, etc.), refuse collection and disposal, sewage collection and disposal, and other services related to the dwelling (e.g., co-proprietor charges for caretaking, gardening, stairwell cleaning, heating and lighting, maintenance of lifts and refuse disposal chutes, security services, snow removal and chimney sweeping), as well as electricity, gas, and other fuels used for domestic purposes.

11.1	Population living in vulnerable sections	Area	Unit	Value
		Municipality	%	1.74
		GMA	%	1.45
		FUA	%	1.21

The proportion of the population living in vulnerable census sections in relation to the total population of the territory is calculated. A census tract is considered vulnerable when more than 21% of its population has income per consumption unit below 40% of the national median (vulnerable population) and the proportion of the population below this threshold in the census tract is more than twice the average vulnerable population in the city.

11.2	Number of passengers in Municipal Public Transport (EMT)	Area	Unit	Value
		Municipality	n	296491000.00

The total number of passengers transported by buses belonging to the Municipal Public Transport enterprise of Madrid during a one-year period is recorded.

11.2	Number of passengers in Municipal Public Transport (Metro Madrid)	Area	Unit	Value
		Municipality	n	447822119.00

The total number of passengers transported by Metro of Madrid during a one-year period is recorded.

11.4	Cultural index	Area	Unit	Value
		Municipality	Index	27.90

A composite indicator comprised of three sub-indices: Cultural Vibrancy, Creative Economy, and Enabling Environment, with a total of nine dimensions. The methodology used to create this index is available at: <https://composite-indicators.jrc.ec.europa.eu/cultural-creative-cities-monitor>

11.4	Protection and management of Historic-Artistic Heritage per inhabitant	Area	Unit	Value
		Municipality	€/Hab	3.76

Investment in heritage management and protection per inhabitant. Heritage protection involves the material and constituent properties of items, collections, facilities, and areas defined as heritage. This include efforts to maintain their integrity and keep them intact.

11.6	Air quality index	Area	Unit	Value
		Municipality	%	71.43

This index categorizes air quality into six categories: good, reasonably good, fair, unfavourable, very unfavourable, and extremely unfavourable. Each station is assigned the worst category in terms of air quality for any of the pollutants considered for estimation, whether measured or derived from CAMS models. The pollutants considered in the index include Suspended Particulate Matter (PM10), Suspended Particulate Matter (PM2.5), Tropospheric Ozone (O3), Nitrogen Dioxide (NO2), and Sulphur Dioxide (SO2). For a detailed methodology, please refer to this link: https://www.miteco.gob.es/es/calidad-y-evaluacion-ambiental/temas/atmosfera-y-calidad-del-aire/resolucion_02092020_modificacion_ica_tcm30-511596.pdf

11.6	Urban domestic waste per capita	Area	Unit	Value
		Municipality	Kg/Hab	342.58

The amount of household waste and waste similar in nature and composition to household waste, consisting of everyday items that are discarded by the public, generated per inhabitant.

11.7	Green area per capita	Area	Unit	Value
		Municipality	m ² /Hab	18.71

Green areas are defined as public and private areas that have flora such as plants, trees, and grass (e.g., forests, parks, gardens). These areas also help compensate for CO2 emissions as they contribute to environmental sustainability.
Green area per capita= Total green area within the city / City population

11.b	Design volume (m3) of installed Sustainable Urban Drainage Systems (SUDS)	Area	Unit	Value
		Municipality	m ³	40 000

Sustainable Urban Drainage Systems (SUDS) are permeable, preferably vegetated, surface elements that form part of the urban-hydrological-landscape structure and precede the sewerage system. Their purpose is to filter, retain, transport, accumulate, reuse, and infiltrate rainwater into the ground without degrading it and even restoring the quality of the water they manage.

12.3	Share of non-recovered organic waste in the total input of goods (Mercamadrid)	Area	Unit	Value
		Municipality	%	0.26

The percentage of organic waste generated by Mercamadrid that cannot be treated for reuse or repurposing.

12.5	Recycling rate	Area	Unit	Value
		Municipality	%	15.78

Recycling refers to the process of collecting and processing materials that would otherwise be thrown away as trash and turning them into new products. The recycling rate is the percentage of municipal solid waste (MSW) recycled and composted divided by the total amount of MSW generated, including waste that is landfilled or incinerated. Material that is reused, avoided, or converted to energy is not included in the recycling rate.

12.6	Number of organisations with Eco-Management and Audit Scheme (EMAS)	Area	Unit	Value
		Municipality	n	71.00
		GMA	n	104.00

Eco-Management and Audit Scheme (EMAS) is a voluntary management tool for companies and organisations to assess, improve, and publicise their environmental performance. The EMAS register is an online database hosted by the European Commission that lists all EMAS-registered organisations and sites. Only those organisations and sites that have achieved EMAS registration are listed in the register. To qualify for EMAS registration, organisations must comply with the following process:

1. Carry out an assessment that considers all environmental aspects related to the organisation's activity, including procedures, products, services, and compliance with applicable environmental legislation and procedures or good environmental practices
2. Depending on the results of the assessment, establish an effective management system that focuses on compliance with the environmental policy defined by the organisation's management. This includes responsibilities, objectives, operational procedures, staff training needs, and effective communication systems, which must be integrated into the organisation's overall management system.
3. Conduct an environmental audit to ensure that the management system, previously defined, is adapted and meets the requirements of the environmental policy and objectives defined by the organisation, and that it is structured in accordance with the EMAS Regulation.
4. Make a public statement of the organisation's environmental performance that reflects the fulfillment of its environmental objectives and the future actions that will allow it to continue the process of continuous environmental improvement.

12.7	Proportion of municipal contracts incorporating social or environmental criteria	Area	Unit	Value
		Municipality	%	72.00

The percentage of municipal contracts issued that include clauses related to social or environmental obligations.

12.5	Number of people made aware by projects co-financed by the Madrid City Council in the field of Education for Sustainable Development and Global Citizenship	Area	Unit	Value
		Municipality	N (cumulative)	759879

The number of people who have been made aware of sustainable development and responsible, informed consumption models through projects co-financed by the Madrid City Council in the field of Education for Sustainable Development and Global Citizenship.

13.1	Persons affected by disasters	Area	Unit	Value
		Municipality	n	5.00

The number of deaths, missing persons, and directly affected persons attributed to disasters per 100,000 people. Affected persons include those with health problems, displaced individuals, and those who have suffered direct damage to their livelihoods, economic, social, cultural, and environmental assets. The dataset is composed of various sources, such as the United Nations, governmental and non-governmental agencies, insurance companies, research institutes, and media agencies. The data are filtered and harmonised by the Centre for Research on the Epidemiology of Disasters (CRED), collected in the Emergency Events Database (EM-DAT), and provided at the municipal level.

13.2	Total greenhouse gas emissions per capita	Area	Unit	Value
		Municipality	t/Hab	3.04
		GMA	t/Hab	2.15
		FUA	t/Hab	5.40

This indicator represents the tons of CO2 emissions per inhabitant. The data source used calculates CO2 emissions using OpenStreetMap and breaks them down into different emission sources, including airports, buildings, industrial facilities, farms, vehicles, ports, refineries, and train stations.

15.1	City tree cover	Area	Unit	Value
		Municipality	ha	623.96
<p>This indicator measures the area in cities covered by tree crowns as seen from above, using remote sensing techniques based on satellite imagery. For this indicator, only municipally managed trees are considered. It also serves as a proxy for a city's green space and the physical presence of vegetation within city neighborhoods.</p>				

15.2	Change in tree cover	Area	Unit	Value
		Municipality	%	1.62
<p>This indicator refers to the variation in tree cover within a city between the reference year of 2015 and the latest available information. Land cover and land use changes are the primary contributors to terrestrial biodiversity loss (CBD 2010). Detrimental changes in land cover lead to habitat fragmentation, loss of natural habitats, and a decline in the populations of many species, resulting in reduced biodiversity. Against this background, changes in land cover were proposed as an OECD Green Growth headline indicator in 2012. Deleterious changes in land cover due to human activities, such as converting land from a more natural state to a more artificial state, typically reflect more intense uses of land, degrade natural habitats and ecosystems, affect biodiversity, and erode natural capital.</p>				

15.1	Number of Monk parakeets registered in the municipality	Area	Unit	Value
		Municipality	N	11100
<p>The adaptation of the Monk or grey-breasted parakeet to the different habitats and their high reproductive success lead to an annual population growth trend that is of great concern. This is especially worrying because, in Spain, it is considered an Invasive Alien Species (IAS) according to Law 42/2007 on Natural Heritage and Biodiversity and Royal Decree 630/2013, which regulates the Spanish catalogue of IAS. These parakeets have a detrimental effect on biodiversity due to competition for food with other species, predation, habitat modification, and damage to vegetation used for nesting, including the stems and tender shoots. In response to these circumstances, the Madrid City Council implemented a comprehensive plan in 2019 to reduce and control the population of these species in the capital. This plan includes a range of actions in collaboration with the Spanish Ornithological Society SEO/Birdlife, such as ethical slaughter and sterilisation of eggs.</p>				

16.1	Crime rate	Area	Unit	Value
		Municipality	x 1.000	61.36
		GMA	x 1.000	43.41
<p>The number of crimes and misdemeanors registered in a year per thousand inhabitants.</p>				

16.1	Perception of safety in the city	Area	Unit	Value
		Municipality	%	67.6
<p>The indicator is based on the answers obtained in the Quality of Life and Satisfaction with Public Services survey conducted by the Madrid City Council. It measures the perception of safety in the neighbourhood and in the city of Madrid on a scale.</p>				

16.1	Population under 18 years of age who are victims of domestic violence	Area	Unit	Value
		Region	N	1144

The number of minors who are victims of domestic violence in the Madrid region. Family and domestic violence are abusive behaviours that involve one individual gaining power over another. Child abuse includes emotional, sexual, physical, or neglectful behaviour towards a child under 18 by a parent, custodian, or caregiver, resulting in potential harm, harm, or a threat of harm.

16.1	Notifications of serious child abuse from RUMI (Registro Unificado de Maltrato Infantil) in the Community of Madrid (cases per 100,000 < 18 years)	Area	Unit	Value
		Region	N	80.6

The RUMI is a state-wide registry that provides data on confirmed and unconfirmed reports of abuse and on the modalities of abuse in each Autonomous Community; This registry collects the statistics corresponding to cases of intra-family abuse.

The protection of children is the purpose of any action or program that has among its objectives the detection and notification of situations of child abuse. Improving the effectiveness of the protection system implies a continuous adaptation of the intervention procedures, establishing agile action protocols for the professionals involved.

This Unified Registry will allow an estimation of the incidence of risk, the study of profiles and other variables that can be analysed to design effective prevention and protection programs for children.

In the case of the Comunidad de Madrid is the Protection Area of the Madrid Institute for the Family and Minors in charge of collecting the data and completing the registry, based on the analysis of all the lack of protection files opened at the Institute.

16.6	Municipal transparency index	Area	Unit	Value
		Municipality	Index	85.28
		GMA	Index	63.37

DAM index of economic-financial transparency prepared by Dyntra at the municipal level.

In any case, these indexes do not attempt by any means to measure the level of corruption or the conduct of people who may belong to administrative or politically run institutions, as they are persons unknown of TI-Spain or bearing no personal relationship. The evaluation indexes of transparency bear therefore, institutional character, and an informative assessment is made of each one of the public entities, which for TI-Spain are logically above the people who have or had political or administrative ties with these entities.

16.7	Participatory budgeting	Area	Unit	Value
		Municipality	%	15.13

Expenditure of the budget for Development Cooperation and Aid projects

17.1	Strength and autonomy of the municipal institution in budgetary terms	Area	Unit	Value
		Municipality	%	59.09
		GMA	%	56.67
		FUA	%	54.92

Budgetary ratio of own resources' revenue to total revenue. Direct taxes, indirect taxes, property taxes, fees, and others are counted as own revenue. Based on budget execution data at the local level.

17.2	Proportion of the unconsolidated municipal budget allocated to public policy on global citizenship and international development cooperation	Area	Unit	Value
		Municipality	%	0.22

This budgetary effort indicator measures the proportion of the non-consolidated municipal budget allocated to global citizenship and international cooperation. The municipal budgets comprise both the budget of the City Council and those of the municipal public companies and autonomous bodies. The aggregation of these budgets forms the General Budget (non-consolidated). The consolidated budget, on the other hand, results from eliminating all those operations conducted between municipal entities. For example, transfers that the City Council grants to companies and organisations must be deducted from both the expenses of the City Council and the income of the entity that receives the transfer.

17.4	Debt per GDP	Area	Unit	Value
		Municipality	%	1.11
		GMA	%	2.90
		FUA	%	2.25

The general government debt-to-GDP ratio is an important indicator for assessing the sustainability of government finance. This ratio measures the gross debt of the general government as a percentage of GDP. To calculate this ratio, one must sum the following liability categories, where applicable: currency and deposits, debt securities, loans, insurance, pensions and standardised guarantee schemes, and other accounts payable. Changes in government debt over time primarily reflect the impact of past government deficits.

17.4	Debt per inhabitant	Area	Unit	Value
		Municipality	€/hab	508.11
		GMA	€/hab	522.54
		FUA	€/hab	394.95

Public debt serves as a crucial measure can contribute to higher economic growth and enhance the capacity to service and repay both external and domestic debt. Moreover, It enables governments to achieve their social and developmental goals. The debt per inhabitant is a metric used to gauge the level of debt that a government has per citizen. This calculation involves adding short-term debt and long-term debt, subtracting cash and other liquid assets, and then dividing the result by the population.

17.8	White Areas	Area	Unit	Value
		Municipality	%	0.01
		GMA	%	0.13
		FUA	%	2.27

According to the Spanish regulations, NGA white areas are defined as regions without coverage of next-generation broadband networks or where no operators have credible investment plans to provide such coverage within three years. In contrast, NGA grey areas are defined as regions with only one operator planning to provide next-generation broadband coverage within three years. Updated to 2022, a shp format layer of white and grey areas can be downloaded on this website: <https://avancedigital.mineco.gob.es/banda-ancha/zonas-blancas-NGA/Paginas/2022.aspx>

The information provided allows for the selection of white and grey NGA areas within each census district or section, making it possible to identify dwellings that intersect with these areas. By doing so, the proportion of dwellings within white NGA areas can be determined in relation to the total number of dwellings in the municipality.

ANNEX 2. DATA SOURCES

Indicator	Unit	Source
1.2 At risk of poverty rate	%	INE
1.3 At risk of poverty rate (Over 65 years)	%	INE
1.3 At risk of poverty rate (Under 18 years)	%	INE
1.3 Number of families receiving Regional Minimum Income (RMI) or income guarantee programmes	n	Madrid Municipality
1.4 Percentage of individuals who fall behind in their utility bill payments	%	Madrid Municipality
1.4 Percentage of the population unable to maintain a comfortable temperature at home	%	Madrid Municipality
2.1 Percentage of the population who cannot afford a meal of meat, poultry, or fish at least every second day	%	Madrid Municipality
2.2 Share of child population (aged between 2 and 17) with a Body Mass Index (BMI) of overweight or obesity	%	Localisation strategy for the SDG goals of the 2030 Agenda in the city of Madrid
2.2 Share of population (aged over 18) with a Body Mass Index (BMI) of overweight or obesity	%	Localisation strategy for the SDG goals of the 2030 Agenda in the city of Madrid
2.3 Tons of proximity products commercialized in Mercamadrid	Ton	Localisation strategy for the SDG goals of the 2030 Agenda in the city of Madrid
3.4 Life expectancy at birth	Years	INE (Urban Audit)
3.4 Premature mortality rate	x10,000	Instituto de Estadística de la Comunidad de Madrid
3.5 Harmful alcohol consumption per capita (15 years of age and older)	%	INE
3.6 Traffic fatalities	x100,000	DGT
3.7 Percentage of consultations on Sexually Transmitted Infections (STIs) in Medical Specialty Centres	%	Localisation strategy for the SDG goals of the 2030 Agenda in the city of Madrid
3.7 Percentage of new family planning consultations within the sexual and reproductive health program	%	Localisation strategy for the SDG goals of the 2030 Agenda in the city of Madrid
3.8 Population with household health expenditures greater than 10% of total household expenditure or income	%	INE

Indicator	Unit	Source
3.8 Population with household health expenditures greater than 25% of total household expenditure or income	%	INE
4.1 Uneducated young persons	%	Madrid Municipality
4.2 Children 0-4 in daycare or school	x1,000	INE (Urban Audit)
4.3 Proportion of the population aged 25-64 qualified with the highest level of education	%	INE (Urban Audit)
4.7 Number of beneficiaries of formal education (primary, secondary and university education) trained in projects co-financed by the Madrid City Council on Education for Sustainable Development and Global Citizenship	n	Localisation strategy for the SDG goals of the 2030 Agenda in the city of Madrid
5.1 Difference between at risk of poverty rate by gender	%	INE
5.2 Number of fatal victims of gender-based violence in the city of Madrid	n	Instituto de Estadística de la Comunidad de Madrid
5.2 Crimes of gender-based violence	n	MIR
5.4 Ratio of domestic and care work	Ratio	INE
5.5 Proportion of seats held by women in sub-national/local governments	%	MIR
5.5 Ratio of men to women in management positions	Ratio	Localisation strategy for the SDG goals of the 2030 Agenda in the city of Madrid
6.3 Percentage of wastewater treated in nutrient removal and advanced tertiary filtration and disinfection facilities in Madrid	%	Localisation strategy for the SDG goals of the 2030 Agenda in the city of Madrid
6.4 Domestic water consumption per capita	L/inh./day	Canal de Isabel II Gestión, S.A.
6.4 Total water consumption per capita	L/inh./day	Canal de Isabel II Gestión, S.A.
6.6 Kilometres of restored watercourses on urban land	km	Localisation strategy for the SDG goals of the 2030 Agenda in the city of Madrid
7.2 Percentage of total electrical energy consumed that is generated by municipal photo-voltaic (PV) installations	%	Localisation strategy for the SDG goals of the 2030 Agenda in the city of Madrid
7.2 Renewable energy share of energy consumed	%	Localisation strategy for the SDG goals of the 2030 Agenda in the city of Madrid

Indicator	Unit	Source
7.3 Energy intensity rate	tep/m€	Instituto de Estadística de la Comunidad de Madrid
8.1 Gross Domestic Product annual growth rate	%	Madrid Municipality
8.2 Productivity ratio	Ratio	Instituto de Estadística de la Comunidad de Madrid
8.3 Small and Medium Enterprises per 1,000 inhabitants	x 1,000	Instituto de Estadística de la Comunidad de Madrid
8.4 Percentage of public contracts with fair trade and sustainable consumption and production clauses out of total municipal contracting	%	Localisation strategy for the SDG goals of the 2030 Agenda in the city of Madrid
8.5 Employment rate	%	Madrid Municipality
8.5 Female employment rate	%	Madrid Municipality
8.5 Female unemployment rate gap	%	Madrid Municipality
8.5 Senior employment rate	%	Madrid Municipality
8.5 Unemployment rate	%	INE (Urban Audit)
8.5 Youth unemployment rate	%	Madrid Municipality
8.6 Youth Not in Education, Employment, or Training (NEET)	%	Madrid Municipality
8.9 Hospitality industry employment as a proportion of total employment	%	Madrid Municipality
8.9 Tourism GDP growth	%	Instituto de Estadística de la Comunidad de Madrid
9.1 City Transport Performance	Index	JRC
9.3 Employment dependency ratio by sector	Index	EUROSTAT
9.4 Total industry greenhouse gas emissions per industry GDP	kg/T€	Madrid Municipality
9.5 Number of European patents with an applicant from the city of Madrid	n	Localisation strategy for the SDG goals of the 2030 Agenda in the city of Madrid
9.5 Number of National patents with an applicant from the city of Madrid	x 100,000	OEPM
9.5 Start-up attraction Index	Index	StartupBlink
10.2 Unemployed persons with disabilities	%	Madrid Municipality
10.4 Gini coefficient	Index	INE
10.4 S80/S20 income distribution	Index	INE
10.7 Foreign-born employment rate	%	INE

Indicator	Unit	Source
11.1 Housing Access Index	Index	Madrid Municipality INE
11.1 Percentage of the household budget spent on housing, water, electricity, gas, and other fuels	%	Madrid Municipality
11.1 Population living in vulnerable sections	%	INE
11.2 Number of passengers in Municipal Public Transport (EMT)	n	EMT
11.2 Number of passengers in Municipal Public Transport (Metro Madrid)	n	Metro de Madrid, S.A.
11.4 Cultural Index	Index	JRC
11.4 Protection and management of the Historic-Artistic Heritage per inhabitant	€/inh.	MHFP
11.6 Air Quality Index	%	MITECO
11.6 Urban Domestic Waste per capita	kg/inh.	Madrid Municipality
11.7 Green area per capita	m2/inh.	Madrid Municipality
11.b Design volume (m3) of installed Sustainable Urban Drainage Systems (SUDS)	m3	Madrid Municipality
12.3 Share of non-recovered organic waste in the total input of goods (Mercamadrid)	%	Localisation strategy for the SDG goals of the 2030 Agenda in the city of Madrid
12.5 Recycling rate	%	Madrid Municipality
12.6 Number of Organisations with Eco-Management and Audit Scheme (EMAS)	n	EMAS Register
12.7 Proportion of municipal contracts incorporating social or environmental criteria	%	Localisation strategy for the SDG goals of the 2030 Agenda in the city of Madrid
12.8 Proportion of the population with access to an urban vegetable garden within a 10-minute walk	%	Localisation strategy for the SDG goals of the 2030 Agenda in the city of Madrid
12.8 Number of people made aware by projects co-financed by the Madrid City Council in the field of Education for Sustainable Development and Global Citizenship	n	Localisation strategy for the SDG goals of the 2030 Agenda in the city of Madrid
13.1 Persons Affected by Disasters	n	EM-DAT
13.2 Total greenhouse gas emissions per capita	t/Inh.	Madrid Municipality
15.1 City tree cover	ha	Madrid Municipality
15.2 Change in tree cover	%	Madrid Municipality

Indicator	Unit	Source
15.8 Number of Monk parakeets registered in the municipality	n	Localisation strategy for the SDG goals of the 2030 Agenda in the city of Madrid
16.1 Crime Rate	x 1,000	MIR
16.1 Perception of Safety in the City	Index	Localisation strategy for the SDG goals of the 2030 Agenda in the city of Madrid
16.1 Population under 18 Years of Age Who Are Victims of Domestic Violence	n	Instituto de Estadística de la Comunidad de Madrid
16.1 Notifications of Serious Child Abuse	x 100,000 inh. under 18	Localisation strategy for the SDG goals of the 2030 Agenda in the city of Madrid
16.6 Municipal Transparency Index	Index	DYNTRA
16.7 Participatory Budgeting	€/inh.	Madrid Municipality
17.1 Strength and Autonomy of the Municipal Institution in Budgetary Terms	%	MHFP
17.2 Proportion of the Unconsolidated Municipal Budget Allocated to Public Policy on Global Citizenship and international Development Cooperation	%	Localisation strategy for the SDG goals of the 2030 Agenda in the city of Madrid
17.4 Debt per GDP	%	MHFP
17.4 Debt per Inhabitant	€/inh.	MHFP
17.8 White Areas	%	MINECO



MADRID