

UNCTAD
Ad Hoc Expert Meeting on
Assessing Port Performance

Room XXVI
Palais des Nations
Geneva, Switzerland

12 December 2012

Measuring Effectiveness
In Port Service
Delivery

by

Prof. Mary R. Brooks
William A. Black Chair of Commerce
Dalhousie University
Canada

This expert paper is reproduced by the UNCTAD secretariat in the form and language in which it has been received.
The views expressed are those of the author and do not necessarily reflect the view of the United Nations.



**DALHOUSIE
UNIVERSITY**

Inspiring Minds

Measuring Effectiveness in Port Service Delivery



© Mary R. Brooks, 2012

Examples of Efficiency and Effectiveness Measures in Ports

Efficiency

Financial

- Growth in profitability
- Cap. Expenditures as % of gross revenue

Non-financial

- Total direct full-time jobs per 000 tonnes of cargo
- Loss-time injuries per 100,000 working hours

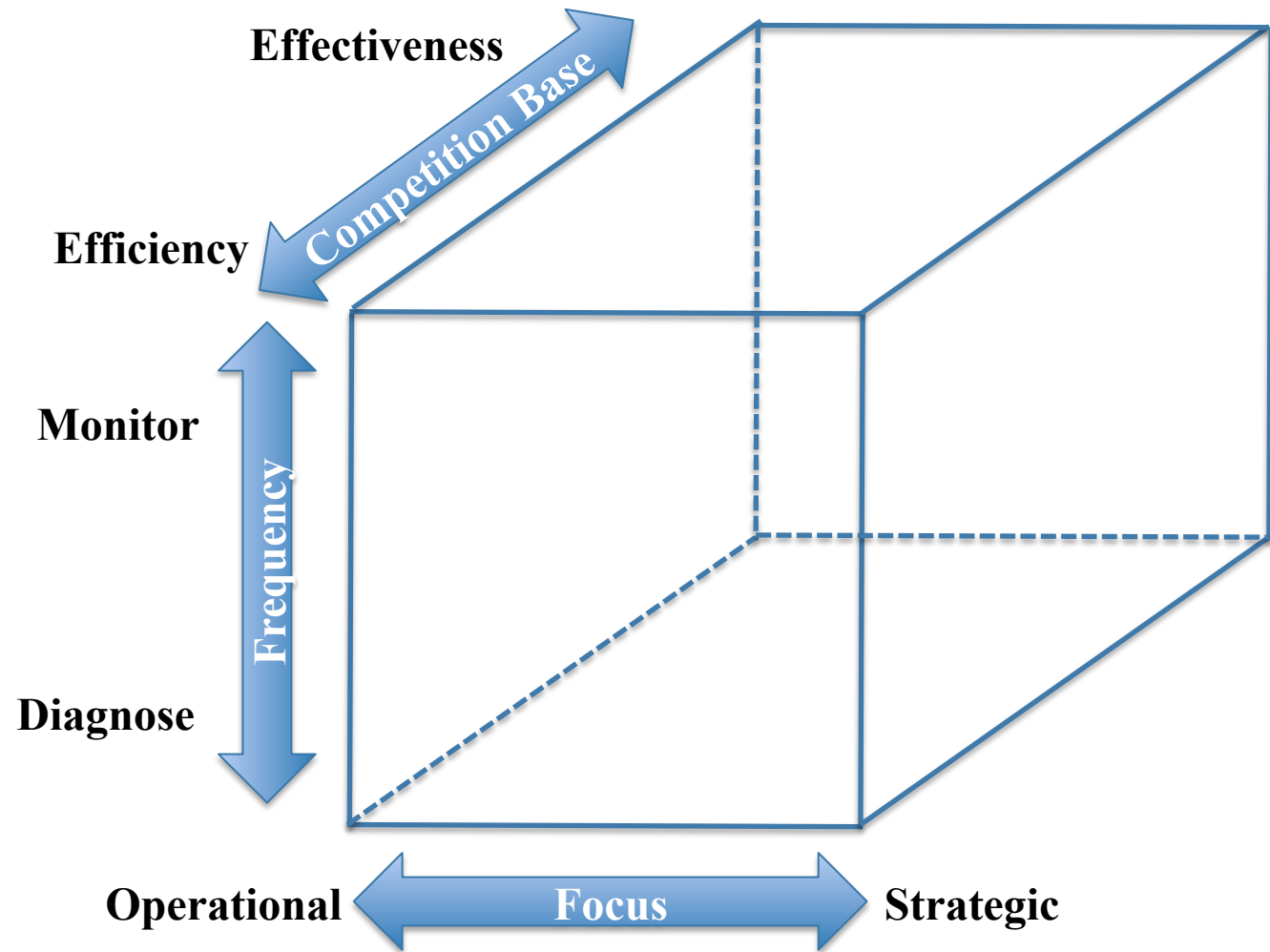
Utilization/Productivity

- TEUs per berth metre or per crane
- Tonnes per hectare
- Container lifts per crane hour of operation
- Cargo tonnes handled per vessel hour at berth

Effectiveness (measuring service perceptions)

- Carrier rating on satisfaction with terminal operator
- Supplier complaints per month to port authority
- Cargo interests' rating on satisfaction with quality of cargo-handling
- Gate congestion (is/is not excessive)
- Hand-off is timely (very poor to very good)
- Cargo damage is low/high

Why Are You Measuring Performance? (Answer Drives Choice of Metrics)



Source: Variant of Griffis et al. (2007). "Aligning logistics performance measures to the information needs of the firm." *Journal of Business Logistics*, 28, 2, 35.

What Does Transport Canada Choose to Measure? Fluidity



Inspiring Minds

7 Intermodal Indicators (containers)	Units
Truck turnaround time	Minutes
Vessel turnaround time	Hours
Vessel turnaround time per TEU	Seconds/ TEU
Average vessel call size	TEU
Berth utilization	TEU/ m. of workable berth
Import container dwell time	Days
Gross port productivity	TEU/ hectare
Gross crane productivity	TEU/ gantry crane
4 Bulk Indicators	Units
Vessel turnaround time	Hours
Average vessel call size	Tonnes
Berth occupancy rate	Percent
Gross berth productivity	Tonnes/ hour


Source: Transport Canada *Transportation in Canada 2012*, Table M-30A.

The AAPA Customer Service Initiative Vision (Brooks & Schellinck, 2012)

- An independent third-party assessment of use to ports in effecting change and improving service delivery in supply of port services.
- An individualized report to each port that provides “best practice” scores and the port’s scores to provide context to user “importance” **and that** enables benchmarking for assessing resource allocation
- Each port gets its own report; AAPA gets a “state of its ports” report

Identifying the Right Metrics by User Type

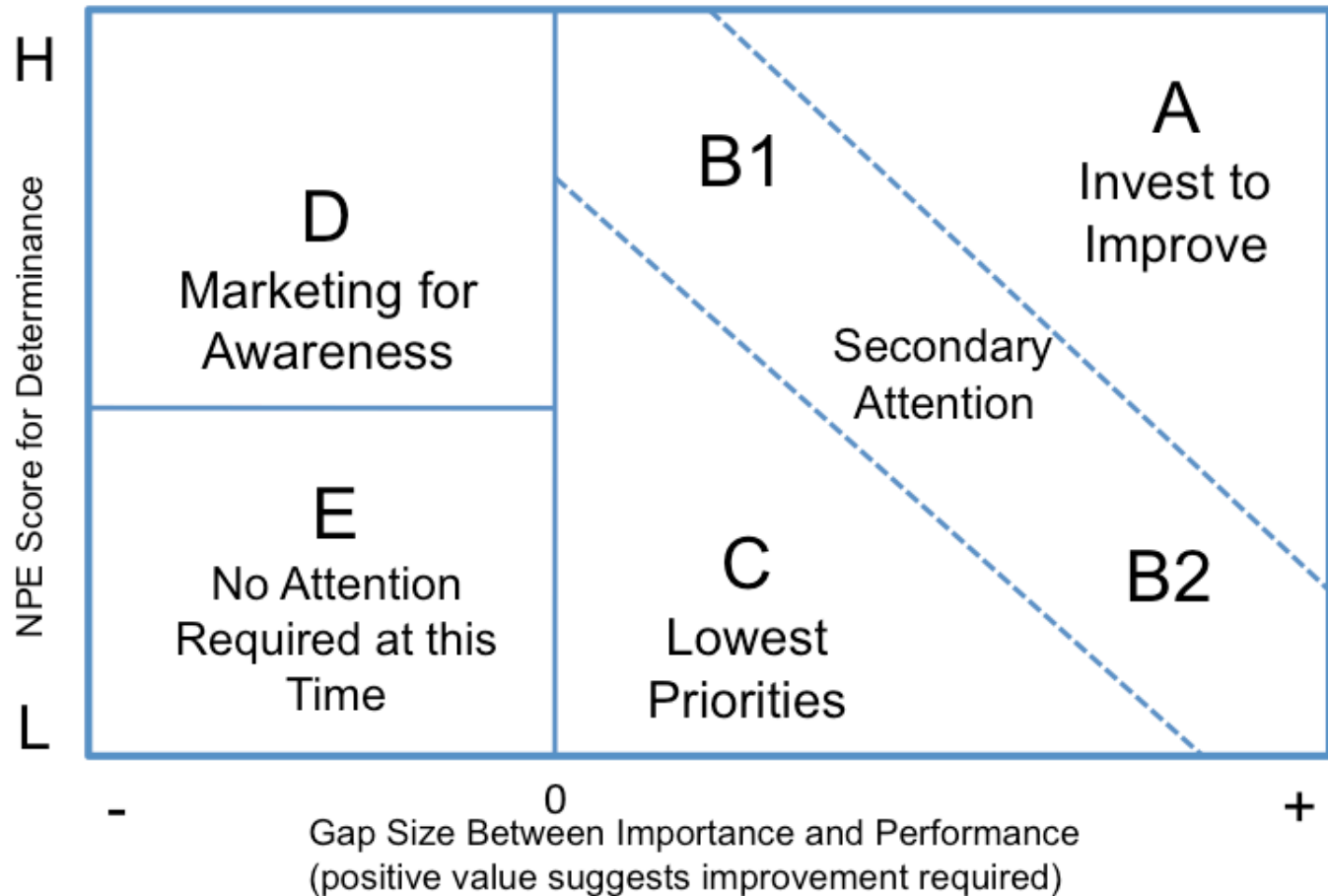
- Extensive literature search = long list of criteria (unspecified users)
- Focus groups with users in Canadian ports
- Three pilot studies to develop short list of criteria
- User groups are mostly different in “criteria of relevance”
- They all see satisfaction as correlated with the score on effectiveness of customer service delivery.



Illustrative Measures

Cargo Interest Examples (5 of 11 Criteria)	Shipping Line Examples (5 of 19 Criteria)	Supply Chain Partner Examples (5 of 15 Criteria)
Provision of adequate, on-time information	Provision of adequate, on-time information	Provision of adequate, on-time information
Terminal operator responsiveness to special requests	Incidence of cargo damage	Accessibility to port premises for pick-up & delivery (gate congestion)
Availability of direct service to destination	Timely vessel turnaround	Efficiency of documentary processes
Incidence of cargo damage	Connectivity/operability to rail/truck or warehousing	Ocean carrier schedule reliability/integrity
Choice of truck/rail/warehousing	Terminal operator responsiveness to special requests	Speed of stevedore's cargo loading/unloading

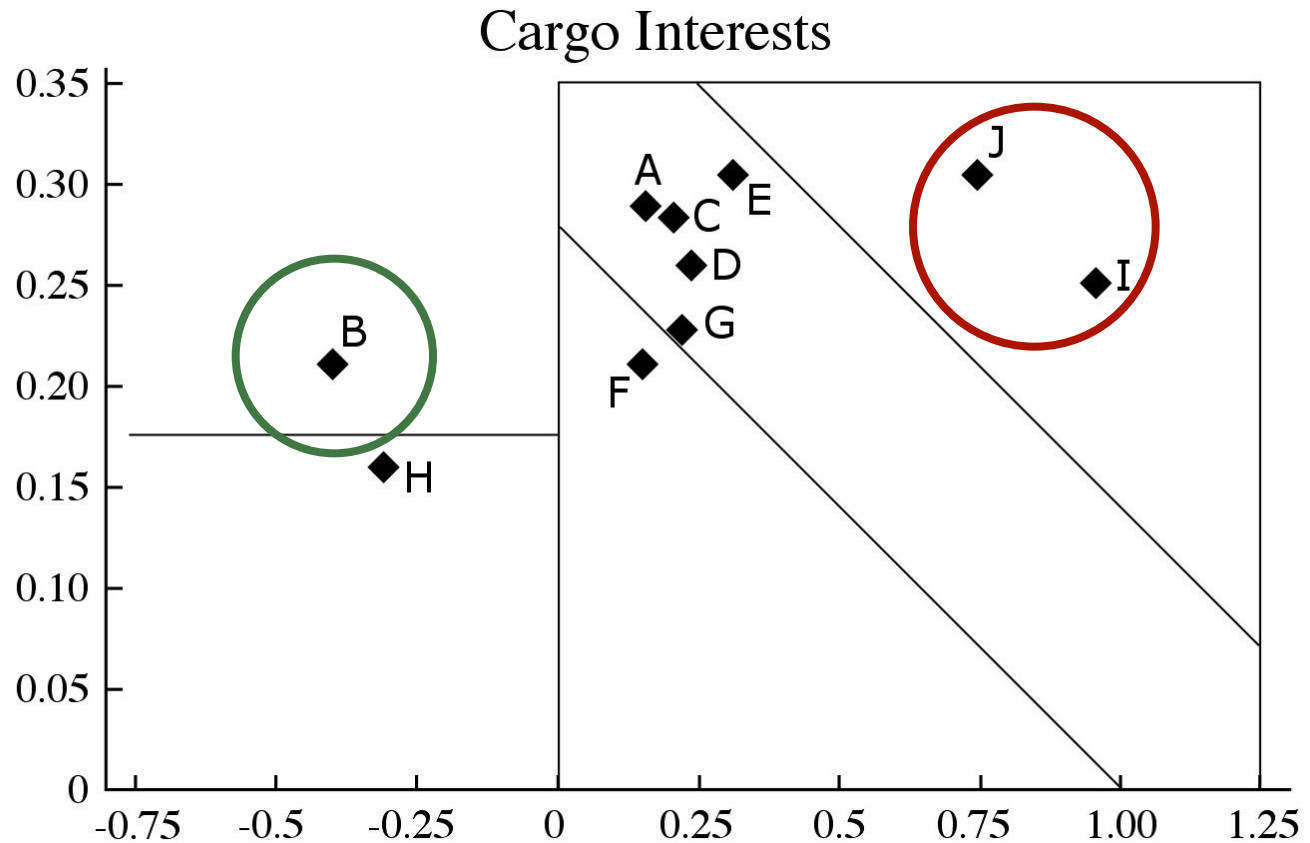
What We Do With the Effectiveness Data Collected



Evaluation Report Card by Cargo Interests for the Mystery Port on 9 Effectiveness Criteria

	Evaluative Criteria	I-P Gap	Performance Mean	Lowest	Highest	NPE	Relative Score
A	Ability to develop/offer tailored services to different cargo interests	0.16	5.16	4.21	6.09	0.289	51%
B	Choice of rail/truck/ warehousing companies	-0.40	5.96	5.25	6.12	0.211	82%
C	Capability of employees (can they accommodate our needs?)	0.21	5.63	4.50	5.89	0.283	81%
D	Connectivity/operability to rail/ truck/warehousing	0.24	5.80	5.19	6.11	0.259	66%
E	Port authority responsiveness to special requests	0.32	5.37	4.55	6.10	0.305	50%
F	Availability of direct service to the cargo's destination	0.15	5.77	5.38	6.33	0.211	41%
H	Port security	-0.31	6.00	5.50	6.61	0.158	45%
I	Provision of adequate, on-time information	0.96	5.50	5.00	6.08	0.250	46%
J	Terminal operator responsiveness to special requests	0.75	5.19	4.44	5.95	0.304	49%

Determinance I-P Gap Space for Cargo Interests for the Mystery Port

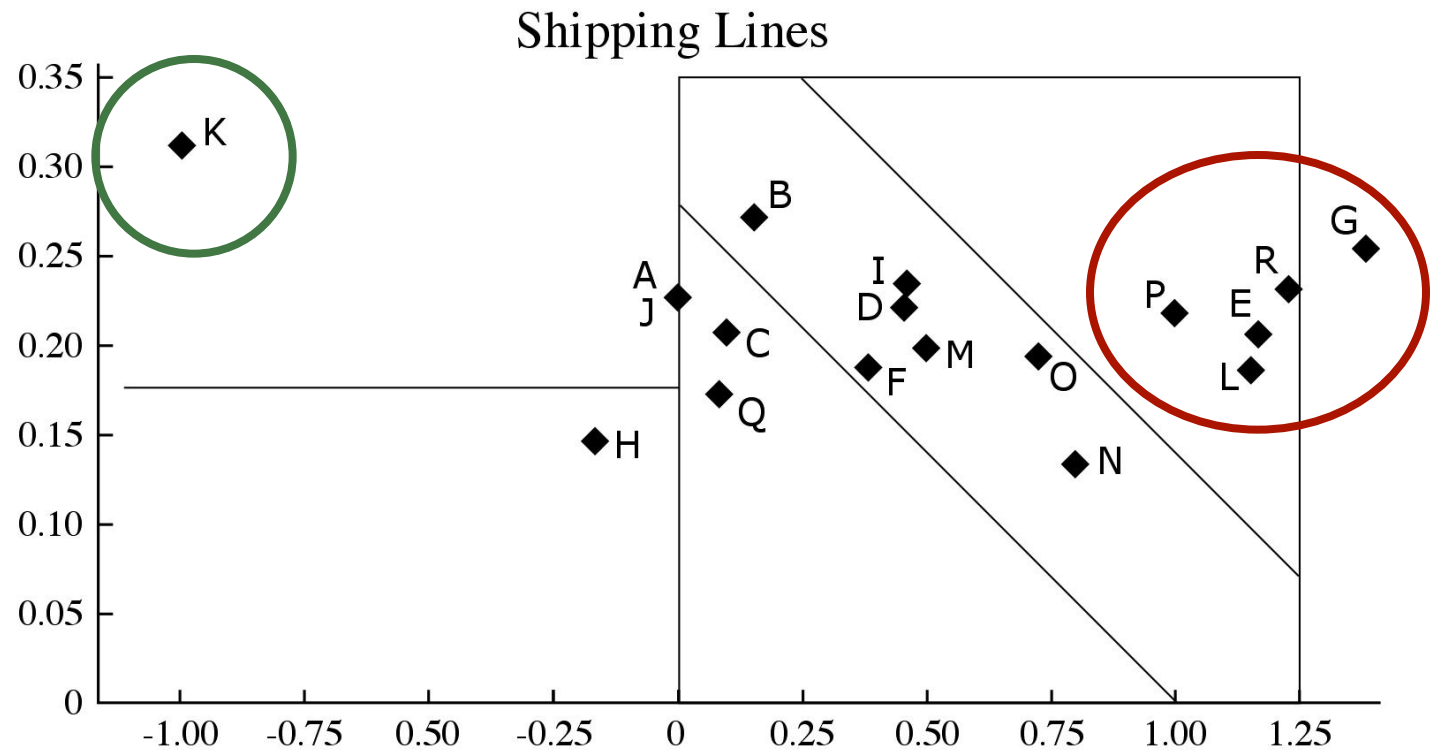


Note: This graph shows 10 of 11 criteria.

Evaluation Scores by Container Shipping Lines for the Mystery Port (on 10 of 18 Criteria)

	Evaluative Criteria	I-P Gap	Performance Mean	Lowest	Highest	NPE	Relative Score
B	Availability and capability of dockworkers	0.154	6.08	4.29	6.08	0.271	100.0%
D	Connectivity/operability to rail/truck/warehousing	0.455	5.64	4.29	6.22	0.221	69.9%
E	Port authority responsiveness to special requests	1.167	4.92	3.00	6.18	0.206	60.4%
F	Incidence of cargo damage	0.385	5.23	5.22	5.80	0.187	1.7%
G	Incidence of delays	1.385	5.15	4.29	5.80	0.253	57.0%
I	Provision of adequate, on-time information	0.462	5.38	5.14	5.89	0.234	32.0%
K	Quality of rail/truck/ warehousing companies	-1.000	5.90	5.14	5.90	0.311	100.0%
N	Sufficiency of size of hinterland	0.800	4.80	4.73	6.30	0.133	4.5%
P	Timely vessel turnaround	1.000	5.50	4.64	6.11	0.218	58.5%
R	Terminal operator responsiveness to special requests	1.231	5.00	4.83	6.08	0.231	13.6%

Determinance I-P Gap Space for Shipping Lines for the Mystery Port



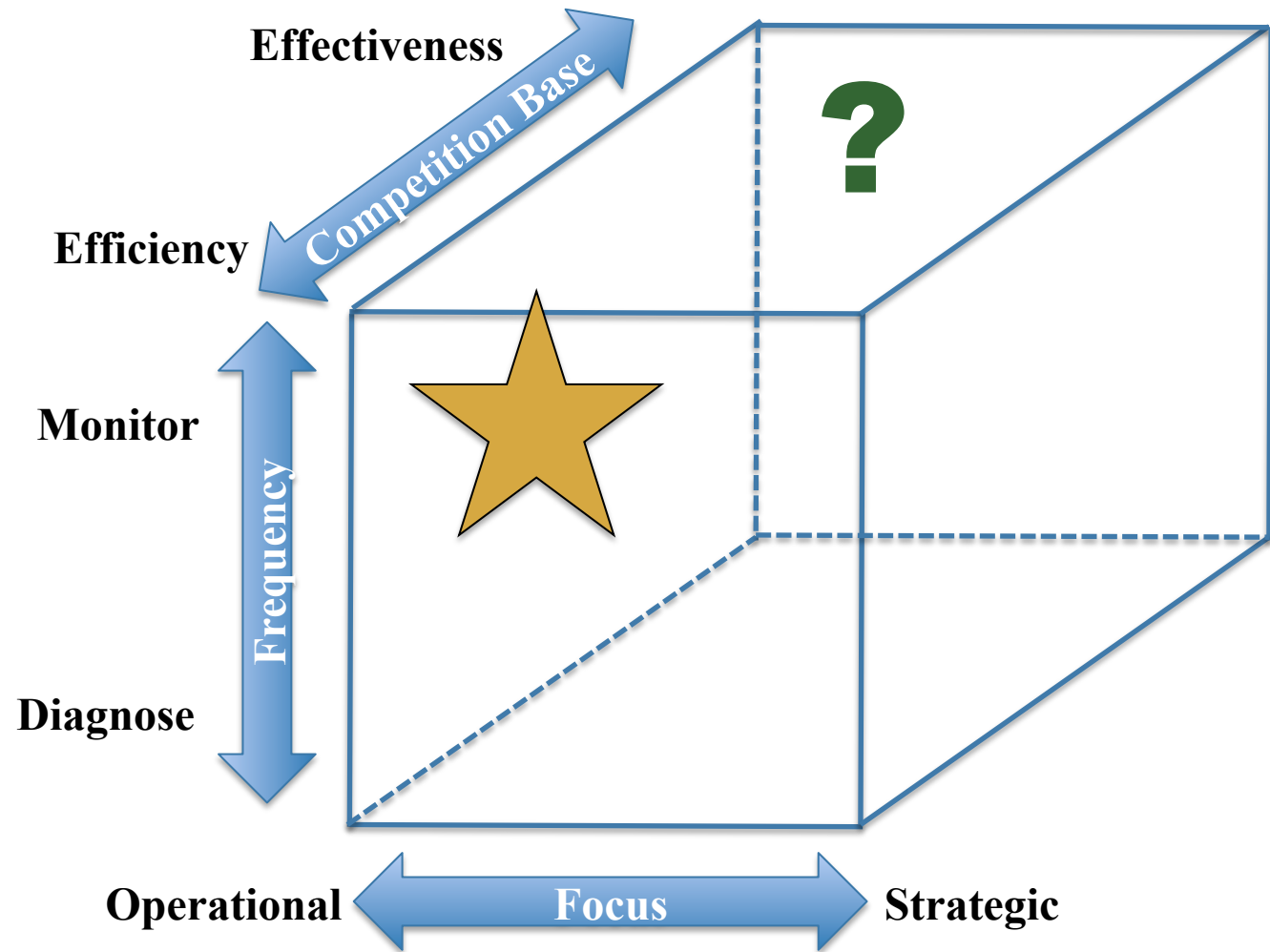
Note: This graph shows 18 of 19 criteria.

Some Thoughts (1)

- A similar approach used to measure **supply chain partner** effectiveness demonstrates that Mystery Port is the **benchmark best practice performer** on most evaluative criteria.
- Making ports attractive as part of a routing option may be about focusing on responsiveness and efficient goods transfer processes for the customers' customer (cargo interests); focus on what will work best for cargo and the lines will follow
- Best practices are revealed by attribute and user type; if a port's target customer is the shipping line, it will make a different set of decisions than if it aims to provide quality service to cargo owners like Wal-Mart. So the choice of response to performance evaluation depends on purpose: monitoring or diagnostic, strategic or operational, efficiency or effectiveness.

One focus for UNCTAD: monitoring, operational, efficiency

Two Roles for UNCTAD?



Source: Variant of Griffis et al. (2007). "Aligning logistics performance measures to the information needs of the firm." *Journal of Business Logistics*, 28, 2, 35.

Another Option: Measuring Effectiveness Using Executive Opinion

The annual *World Competitiveness Yearbook* uses Executive Opinion Surveys to evaluate countries and their competitiveness on several constructs and thus capture the intangibles that lead to assessment of the country's competitiveness.



Economic Performance

Domestic Economy

International Trade

International Investment

Employment

Prices



Government Efficiency

Public Finance

Fiscal Policy

Institutional Framework

Business Legislation

Societal Framework



Business Efficiency

Productivity

Labor Market

Finance

Management Practices

Attitudes and Values



Infrastructure

Basic Infrastructure

Technological Infrastructure

Scientific Infrastructure

Health and Environment

Education

Such a process could be used by UNCTAD to capture effectiveness measures through cooperation with national level shipowner associations and cargo interest groups.



Thank You!
Questions? Answers!

Mary R. Brooks
m.brooks@dal.ca