


Wall-Sized Snake River Quilt Diagram © Judy Martin 2007




Corrected Y Sashes
(Mistake is in first
printing only.)



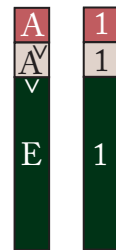
Queen-Size Snake River Quilt Diagram © Judy Martin 2007



Corrected Y Sashes
(Mistake is in first
printing only.)



King-Size Snake River Quilt Diagram © Judy Martin 2007



Corrected Y Sashes
(Mistake is in first
printing only.)

Snake River King Size Quilt

Additional Patch Cutting Dimensions:

gg 5" x 5"

King Size Quilt

Dimensions: 113" x 113"

Blocks Required: 100 W, 40 X, 36 Y, 4 Z

Darks: 35 fat quarters

Reds: 12 fat quarters

Lights: 34 fat quarters

Backing: 10⁵/₈ yards (at least 42" usable width)

Binding: ⁷/₈ yard

Patch Quantities: King

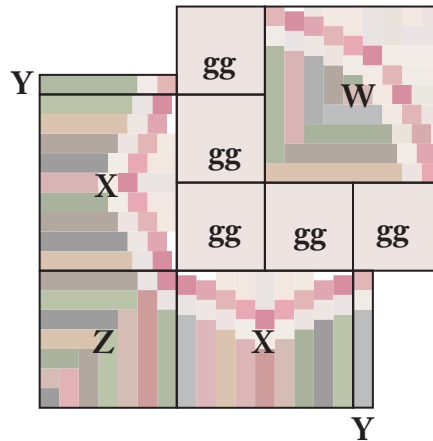
Darks: 100 G, 104 F, 100 n, 52 E, 180 l, 180 k, 88 D, 180 j, 148 C, 108 B, 100 e, 8 A, 100 b

Reds: 1600 A

Lights: 84 gg, 100 C, 340 B, 280 e, 1984 A, 280 b, 280 a

Backing: 3 pieces 40½" x 121"

Binding: 18 lengthwise strips 2" x 31"



Snake River King-Size Border Corner Detail

© Judy Martin 2007