

Lesson 2

Reverse Image Search:

Verifying photos.

Find photographs and uncover their backstories.



Course 1: Training Center Fundamentals

This course teaches skills every journalist needs for reporting in the digital age. You will learn a broad range of practical tools that you can use immediately.

Lesson Overview

Searching by images.

You've probably used Google to search for images but did you know that you can use Google to search by an image?

For example, let's say you're a photojournalist and you're interested in seeing where else your image has shown up online, or you're a researcher interested in where or when a particular image has shown up, or what images are related to a particular photo. Searching by image is an easy way to answer all of those questions.

3 Uncovering your image's backstory.

[Slide](#)
[44](#)

Image fact-checking 101.

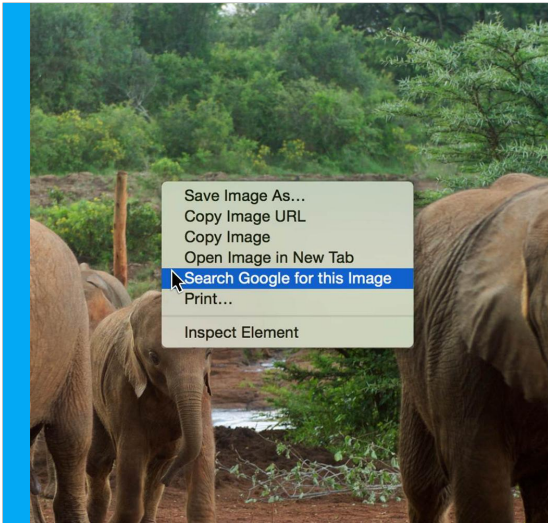
For more lessons, visit:

newsinitiative.withgoogle.com/training/course/fundamentals

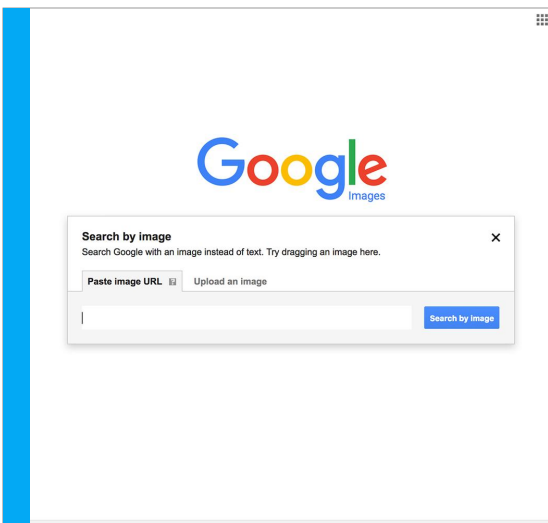
Card 1

Uncovering your image's backstory.

Knowing all the places a photo has been used or finding images that are similar to it can help you get the right visuals for your story. There are two easy ways to learn more about images and how they're being used online.



Right click on your image and select "Search Google for this Image."

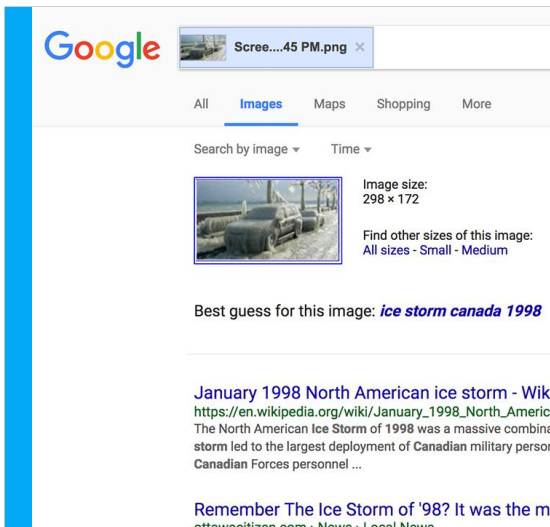


Or go to images.google.com, click on the camera icon, and either upload the image from your computer, or input the image url to search for that image.

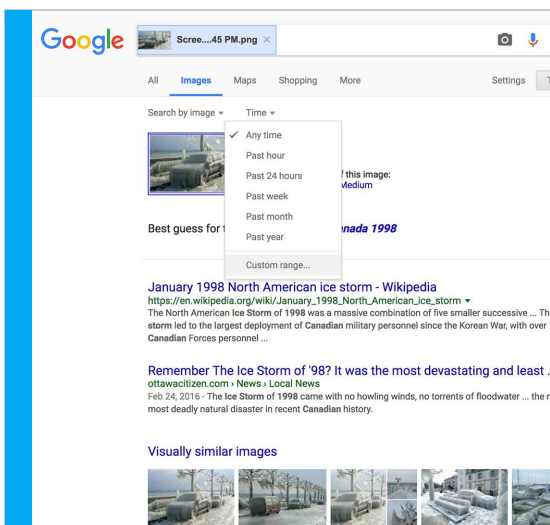
Card 2

Image fact-checking 101.

With the massive amount of imagery on the web, it's often difficult to know, at first glance, where an image is from or how it's been used online. But fact-checking an image is simpler than you might think. Once you've searched by image, you can use the "Time" drop-down menu to see when and where it's been published.



Let's say you find an image in a Tweet about a blizzard in Chicago in 2013.



When you search Google for this image, you'll see that it's been used a lot.

Search by image Time




Image size:
298 x 172

Find other sizes of this image:
All size - Small - Medium

Custom date range

From

To

« March 2017 »						
S	M	T	W	T	F	S
26	27	28	1	2	3	4
5	6	7	8	9	10	11
12	13	14	15	16	17	18
19	20	21	22	23	24	25
26	27	28	29	30	31	1
2	3	4	5	6	7	8

By using the 'Time' drop-down menu under Search Tools, you can back search to verify exactly when and where.

Best g

Janua

https://
The Nor
storm le
Canada

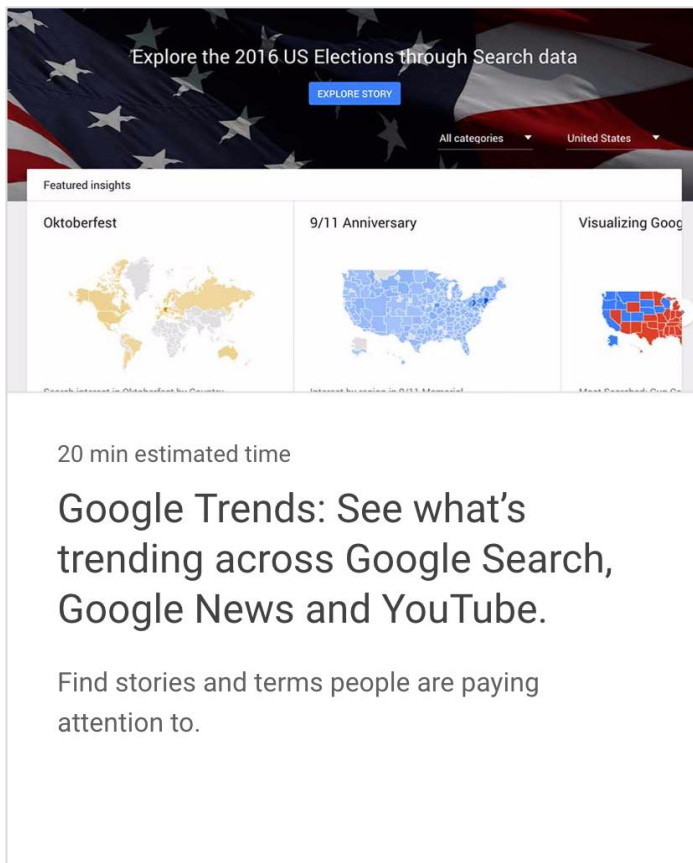
Remember The Ice Storm of '98? It was the most devastating and
ottawacitizen.com > News > Local News
Feb 24, 2016 - The Ice Storm of 1998 came with no howling winds, no torrents of floodwater
most deadly natural disaster in recent Canadian history.

Visually similar images

Congratulations!

You completed “Reverse Image Search: Verifying photos.”

If you want to learn more tools that will help you research, report and distribute your stories, go to the Training Center website for the next lesson in the Fundamentals Course:



Explore the 2016 US Elections through Search data

EXPLORE STORY

All categories United States

Featured insights

Oktoberfest 9/11 Anniversary Visualizing Goog

20 min estimated time

Google Trends: See what's trending across Google Search, Google News and YouTube.

Find stories and terms people are paying attention to.