



2023-24 AUBURN MEN'S BASKETBALL

# Media Guide





**CHUMA OKEKE** — Orlando Magic  
**JT THOR** — Charlotte Hornets  
**ISAAC OKORO** — Cleveland Cavaliers  
**SHARIFE COOPER** — Cleveland Cavaliers  
**JABARI SMITH** — Houston Rockets  
**WALKER KESSLER** — Utah Jazz

**#AUBURNMADE**



#WAREAGLE

## 2023-24 Auburn Men's Basketball

### TABLE OF CONTENTS

<b>2023-24 SEASON</b> _____ <b>3-53</b>	Single-Season Team Records _____ 77-78	All-Time SEC Standings _____ 185
Schedule and Quick Facts _____ 4	Winning Streaks _____ 79	All-Time Lineups _____ 186-190
Roster _____ 5	Year-By-Year Leaders _____ 80-83	All-Time Letterwinners _____ 191-201
Player Profiles _____ 6-35	1,000-Point Scorers _____ 84-88	All-Time Roster _____ 202-205
Head Coach Bruce Pearl _____ 36-39	Year-By-Year Team Stats _____ 89-91	All-Time Retired Jerseys _____ 206
Staff _____ 40-51	Single-Game Superlatives _____ 92	Auburn on TV _____ 207-211
Administration _____ 52-55	Year-By-Year Results _____ 93-111	All-Americans _____ 212
<b>2022-23 STATISTICS</b> _____ <b>56-57</b>	All-Time Record vs. All Opponents _____ 112-113	All-SEC _____ 213
<b>NEVILLE ARENA</b> _____ <b>58-59</b>	All-Time Record vs. Conferences _____ 114-116	Honors and Awards _____ 214-219
<b>RECORD BOOK</b> _____ <b>60-228</b>	Series History _____ 117-134	Auburn in the NBA _____ 220-228
Individual Records _____ 60-61	Year-By-Year Coaching Records _____ 135-136	<b>MEDIA INFORMATION</b> _____ <b>229-233</b>
Team Records _____ 62-63	All-Time Coaching Records _____ 137	Auburn Information _____ 229
Single-Game Records _____ 64	100-Point Games _____ 138	Opponent Information _____ 230-32
Neville Arena Records _____ 65	Overtime Games _____ 139	TV/Radio Roster Chart _____ 233
Neville Arena Attendance _____ 66	Auburn RPI and NET History _____ 140-141	
BEMC Records _____ 67	Auburn in the AP Top 25 _____ 143-157	
BEMC Attendance _____ 68	Auburn in the Coaches Top 25 _____ 144	
Career Records _____ 69-70	Tournament Participation _____ 158-162	
Single-Season Individual Records _____ 71-78	NCAA Tournament _____ 163-180	
Single-Season Freshman Records _____ 73-76	NIT _____ 181	
	SEC Tournament _____ 182-183	
	Southern Conference Tournament _____ 183	
	SEC Champions _____ 184	

### CREDITS

The 2023-24 Auburn Basketball Media Supplement was produced by the Auburn Athletics Department. Edited by Marlene Navor. Photography provided by Zach Bland, Jamie Holt and Steven Leonard. Artwork created by Elizabeth Killough. For more on Auburn Athletics, please call the Communications Office at 334-844-9800 or go to AuburnTigers.com.

2023-24 AUBURN MEN'S BASKETBALL

# 2023-24 SCHEDULE AND QUICK FACTS

#WAR EAGLE

2023-24 AUBURN MEN'S BASKETBALL

UNIVERSITY INFORMATION	
Location	Auburn, Ala.
Founded	1856
Enrollment	31,764
Nickname	Tigers
Colors	Burnt Orange and Navy Blue
Conference	Southeastern (SEC)
ADMINISTRATION	
President	Dr. Christopher B. Roberts
Director of Athletics	John Cohen
Athletics Phone	855-282-2010
COACHING STAFF	
Head Coach	Bruce Pearl
Alma Mater	Boston College '82
Career Record	635-256 (.713)
Seasons	28
Record at Auburn	173-111 (.609)
Seasons	9
Associate Head Coach	Steven Pearl
Alma Mater	Tennessee '10
Assistant Coach	Ira Bowman
Alma Mater	Penn '96
Assistant Coach	Corey Williams
Alma Mater	Oklahoma State '02
Assistant Coach	Chad Prewett
Alma Mater	Troy State '94
Assistant Coach/Offensive Coordinator	Mike Burgomaster
Alma Mater	Miami '16
Athletic Trainer	Clark Pearson
Alma Mater	Kentucky '96
Strength & Conditioning Coach	Damon Davis
Alma Mater	Western Illinois '03
Director of Player Development	Marquis Daniels
Alma Mater	Auburn '03
Director of Scouting & Recruiting	Ian Borders
Alma Mater	Louisville '07
PROGRAM HISTORY	
First Year of Basketball	1905-06
All-Time Record	1442-1245-1 (.537)
All-Time SEC Record	647-770 (.456)
SEC Championships	4
	(1960, 1999, 2018, 2022)
SEC Tournament Titles	2 (1985, 2019)
NCAA Tournament Appearances	12
NCAA Tournament Record	19-12
All-Americans	13
All-SEC Selections	98
TEAM INFORMATION	
2022-23 Record	21-13
SEC Record (Finish)	10-8 (7th)
Associated Press Final Ranking	N/A
USA TODAY/Coaches Final Ranking	N/A
Letterwinners Returning/Lost	TBA
Starters Returning/Lost	TBA
Newcomers	TBA
ATHLETICS COMMUNICATIONS	
Director (MBB Contact)	Marlene Navor
Alma Mater	Washington State '00
Cell	334-750-2381

Date	Opponent	Network	Time (CT)
<b>Nov. 1</b>	<b>AU MONTGOMERY (exh.)</b>		<b>7 p.m.</b>
Nov. 7	vs. Baylor &	ESPN	8 p.m.
<b>Nov. 10</b>	<b>SOUTHEASTERN LOUISIANA</b>	<b>SEC Network+</b>	<b>7 p.m.</b>
Nov. 16	vs. Notre Dame ^	ESPN2	8 p.m.
Nov. 17	vs. Oklahoma St./St. Bonaventure ^	ESPN2/ESPNU	3:30/6 p.m.
<b>Nov. 21</b>	<b>ALABAMA A&amp;M</b>	<b>SEC Network+</b>	<b>7 p.m.</b>
<b>Nov. 29</b>	<b>VIRGINIA TECH %</b>	<b>ESPN2</b>	<b>8:15 p.m.</b>
Dec. 3	at Appalachian State +	ESPN2	Noon
Dec. 9	vs. Indiana !	ESPN2	1 p.m.
Dec. 13	vs. UNC Asheville \$	SEC Network+	7 p.m.
<b>Dec. 17</b>	<b>USC</b>	<b>ESPN</b>	<b>Noon</b>
<b>Dec. 22</b>	<b>ALABAMA STATE</b>	<b>SEC Network+</b>	<b>7 p.m.</b>
<b>Dec. 30</b>	<b>CHATTANOOGA</b>	<b>SEC Network</b>	<b>4 p.m.</b>
<b>Jan. 2</b>	<b>PENN</b>	<b>SEC Network</b>	<b>8 p.m.</b>
Jan. 6	at Arkansas	ESPN2	TBA
<b>Jan. 9</b>	<b>TEXAS A&amp;M</b>	<b>ESPN2</b>	<b>8 p.m.</b>
<b>Jan. 13</b>	<b>LSU</b>	<b>SEC Network</b>	<b>5 p.m.</b>
Jan. 17	at Vanderbilt	SEC Network	8 p.m.
<b>Jan. 20</b>	<b>OLE MISS</b>	<b>SEC Network</b>	<b>7:30 p.m.</b>
Jan. 24	at Alabama	ESPN	6:30 p.m.
Jan. 27	at Mississippi State	SEC Network	2:30 p.m.
<b>Jan. 31</b>	<b>VANDERBILT</b>	<b>ESPN2</b>	<b>8 p.m.</b>
Feb. 3	at Ole Miss	SEC Network	5 p.m.
<b>Feb. 7</b>	<b>ALABAMA</b>	<b>ESPN2</b>	<b>6 p.m.</b>
Feb. 10	at Florida	SEC Network	2:30 p.m.
<b>Feb. 14</b>	<b>SOUTH CAROLINA</b>	<b>SEC Network</b>	<b>7:30 p.m.</b>
<b>Feb. 17</b>	<b>KENTUCKY</b>	<b>ESPN</b>	<b>5 p.m.</b>
Feb. 24	at Georgia	SEC Network	5 p.m.
Feb. 28	at Tennessee	ESPN2	6 p.m.
<b>Mar. 2</b>	<b>MISSISSIPPI STATE</b>	<b>ESPN2/ESPNU</b>	<b>3 p.m.</b>
Mar. 5	at Missouri	SEC Network	8 p.m.
<b>Mar. 9</b>	<b>GEORGIA</b>	<b>SEC Network</b>	<b>5:30 p.m.</b>
Mar. 13-17	at SEC Championship	Nashville, Tenn.	
Mar. 19-20	NCAA First Four	TBA	
Mar. 21-24	NCAA First/Second Rounds	TBA	
Mar. 28-31	NCAA Sweet 16/Elite Eight	TBA	
Apr. 6 & 8	NCAA Final Four	Glendale, Ariz.	

### HOME GAMES AT NEVILLE ARENA IN BOLD

All Times Listed Central Time Zone

\* SEC game

& (Sioux Falls, S.D.)

\$ Legends Classic (Brooklyn, N.Y.)

! Holiday Hoops giving (Atlanta, Ga.)

% ACC/SEC Challenge (Auburn, Ala.)

+ (Boone, N.C.)

# 2023-24 NUMERICAL ROSTER

No.	Name	Pos.	Ht.	Wt.	Cl.	Hometown (Last School)
0	K.D. Johnson	G	6-0	190	Sr.	Atlanta, Ga. (Georgia)
1	Aden Holloway	G	6-1	178	Fr.	Charlotte, N.C. (Prolific Prep)
2	Jaylin Williams	F	6-8	245	Gr.	Nahunta, Ga. (Brantley County HS)
3	Tre Donaldson	G	6-3	210	So.	Tallahassee, Fla. (Florida State Univ. School)
4	Johni Broome	F	6-10	240	Jr.	Plant City, Fla. (Morehead State)
5	Chris Moore	F	6-6	220	Sr.	West Memphis, Ark. (West Memphis HS)
10	Chad Baker-Mazara	G/F	6-7	180	Jr.	Santo Domingo, Dominican Republic (NW Florida State College)
12	Denver Jones	G	6-4	205	Jr.	New Market, Ala. (FIU)
13	CJ Williams	G	6-2	175	So.	Fayetteville, Ark. (Fayetteville HS)
14	Presley Patterson	G	5-11	180	So.	Knoxville, Tenn. (Knoxville Catholic HS)
20	Carter Sobera	G	6-5	210	Sr.	Birmingham, Ala. (Mountain Brook HS)
21	Blake Muschalek	G	6-3	178	Fr.	Dallas, Texas (Trinity Christian Academy)
22	Reed Trapp	G	6-6	188	So.	Muscle Shoals, Ala. (Birmingham-Southern College)
23	Addarin Scott	F	6-9	207	Jr.	Dallas, Texas (Navarro College)
24	Lior Berman	G	6-4	210	Gr.	Birmingham, Ala. (Mountain Brook HS)
31	Chaney Johnson	G	6-7	220	Jr.	Alabaster, Ala. (UAH)
33	Lucas Clanton	G	6-1	175	Fr.	Shelbyville, Tenn. (Cascade HS)
42	Haston Alexander	C	6-10	255	So.	Tuscumbia, Ala. (Covenant Christian School)
44	Dylan Cardwell	C	6-11	255	Sr.	Augusta, Ga. (McEachern HS)
55	Jalen Harper	G	6-2	165	Gr.	Mableton, Ga. (Shelton State CC)

#WAREAGLE

- Head Coach:** Bruce Pearl (Boston College '82) – 10th Season
- Associate Head Coach:** Steven Pearl (Tennessee '10) – 10th Season
- Assistant Coach:** Ira Bowman (Penn '96) – Sixth Season
- Assistant Coach:** Corey Williams (Oklahoma State '02) – First Season
- Assistant Coach:** Chad Prewett (Troy State '94) – 10th Season
- Assistant Coach/Offensive Coordinator:** Mike Burgomaster (Miami '16) – Eighth Season
- Director of Sports Performance:** Damon Davis (Western Illinois '03) – 15th Season
- Senior Athletic Trainer:** Clark Pearson (Kentucky '96) – 15th Season
- Director of Player Development:** Marquis Daniels (Auburn '03) – Sixth Season
- Director of Scouting and Recruiting:** Ian Borders (Louisville '07) – Sixth Season
- Executive Assistant to the Head Coach:** Bridget Graba – 13th Season
- Director of Operations:** Maddux Jeffreys (Auburn '20) – Second Season
- Director of Creative Content:** Steven Leonard (Indiana '17) – Second Season
- Chaplain:** Jeremy Napier (West Virginia State '07) – Second Season
- Graduate Assistant:** Geoff Gray (Emerson College '19) – Second Season
- Graduate Assistant:** Bryant Smith – Second Season

## PRONUNCIATION GUIDE

HASTON Alexander	HAY-stun
Chad Baker-MAZARA	MUH-ZARR-UH (like car)
LIOR Berman	LEE-oar
JOHNI Broome	JUH-nye (like dye)
ADEN Holloway	AY-den
Blake MUSCHALEK	MOO-SHUH-lek
ADDARIN Scott	UH-Dare-IN
JAYLIN Williams	JAY-lynn

2023-24 AUBURN MEN'S BASKETBALL



42

**HASTON ALEXANDER**  
 C | 6-10 | 255 | So.  
 Tuscumbia, Ala.  
 (Covenant Christian School)

### FRESHMAN (2022-23)

Walk-on and member of the scout team.

### HIGH SCHOOL

Played basketball for head coach Bret Waldrep at Covenant Christian School ... Led the Eagles to a 29-6 overall record and the school's first AHSAA Class 1A Boys Basketball State Championship title during his senior year ... Earned Class 1A State Tournament MVP honors after recording a double-double of 20 points and 10 rebounds versus Decatur Heritage in the finals ... Covenant Christian upset No. 1 Autaugaville in the semifinals ... Played summer basketball for Pro One Basketball Club ... Also lettered in baseball.

### PERSONAL

Son of Trey and Shana Alexander ... Born on April 2, 2004 ... Goes by his middle name Haston, pronounced HAY-stun ... Has one sister, Aubrey ... His father was a pitcher on the 1996 Auburn Baseball squad ... His grandfather, Bill, was an Auburn Basketball letterman and team captain from 1968-70 ... Enrolled in the College of Architecture, Design and Construction..

### CAREER SUPERLATIVES

**Points:** None  
**Field Goals Made:** None  
**Field Goals Attempted:** None  
**3-Point Field Goals Made:** None  
**3-Point Field Goals Attempted:** None  
**Free Throws Made:** None  
**Free Throws Attempted:** None  
**Rebounds:** None  
**Assists:** None  
**Blocks:** None  
**Steals:** None  
**Minutes Played:** None  
**20-Point Games:** None  
**10-Rebound Games:** None  
**Double-Doubles:** None  
**Dunks:** None

### 2022-23 GAME-BY-GAME STATISTICS

Opponent	GS	Min.	FG-A	3FG-A	FT-A	O-D-T	PF	A	TO	BLK	STL	PTS
George Mason		DNP										
USF		DNP										
Winthrop		DNP										
Texas Southern		DNP										
vs. Bradley		DNP										
vs. Northwestern		DNP										
Saint Louis		DNP										
Colgate		DNP										
vs. Memphis		DNP										
Georgia State		DNP										
at USC		DNP										
at Washington		DNP										
Florida		DNP										
at Georgia		DNP										
Arkansas		DNP										
at Ole Miss		DNP										
Miss. State		DNP										
at LSU		DNP										
at S. Carolina		DNP										
Texas A&M		DNP										
at West Va.		DNP										
Georgia		DNP										
at Tennessee		DNP										
at Texas A&M		DNP										
Alabama		DNP										
Missouri		DNP										
at Vanderbilt		DNP										
Ole Miss		DNP										
at Kentucky		DNP										
at Alabama		DNP										
Tennessee		DNP										
vs. Arkansas		DNP										
vs. Iowa		DNP										
vs. Houston		DNP										

# 10

## CHAD BAKER-MAZARA

G/F | 6-7 | 180 | Jr.  
Santo Domingo, Dominican Republic  
(NW Florida State College)



#WAREAGLE

"Chad is a very talented player. He has great range on his three ball and can make plays out of ball screens for himself and others. He has long arms and quick feet. Chad is an agile defender, who is able to guard multiple positions. He has been extremely well coached throughout his career growing up in the Dominican Republic and playing at Duquesne, San Diego State and Northwest Florida. He has won a lot of games and championships." – Head Coach Bruce Pearl

### CAREER HONORS

- 2023 NJCAA Region 8 Most Outstanding Player
- 2023 NJCAA Region 8 All-Tournament Team
- 2023 All-Panhandle Conference First Team
- 2021-22 Mountain West Conference Sixth Man of the Year

### NORTHWEST FLORIDA STATE COLLEGE (2022-23)

Helped lead the Raiders to a 29-8 overall record and the NJCAA National Championship Game ... Averaged a team-leading 15.2 points, 3.6 rebounds and 2.1 assists per game, while also shooting 46.9 percent from 3-point range ... Named NJCAA Region 8 Most Outstanding Player ... Also garnered a spot on the NJCAA Region 8 All-Tournament Team and All-Panhandle Conference First Team.

### SAN DIEGO STATE (2021-22)

Honored as Mountain West Conference Sixth Man of the Year ... Appeared in 31 games averaging 6.4 points and 2.0 rebounds per game off the bench for the Aztecs ... Shot 42.0 percent from the floor, 39.3 percent from beyond the arc and team-best 89.8 percent from the free throw line ... Established career bests in nearly every statistical category ... Reached double figures in seven games including a 20-point effort at Fresno State (12/22/21) ... Led the team with 17 points versus Creighton in the NCAA Tournament First Round (3/17/22) ... Had five games with multiple steals ... In the 14 games in which he went to the charity stripe, he was perfect in 10 contests.

### DUQUESNE (2020-21)

Started his collegiate career at Duquesne playing in 15 games with 13 starts for the Dukes ... Ranked third in the Atlantic 10 Conference with a 41.7 shooting percentage from behind the 3-point arc, which was the second-best percentage by a freshman in program history ... Also ranked No. 11 in the league in blocked shots ... Averaged 9.5 points and 2.9 rebounds per game ... Shot 43.8 percent from the floor and 81.3 percent from the free throw line ... Scored in double figures on five occasions including a season-high 23 points at Fordham (1/27/21) and 21 points versus Rhode Island (2/27/21) ... His 13 blocked shots were the second most on the squad ... Knocked down seven 3-pointers at Fordham (1/27/21) to become the third freshman in Duquesne history to hit at least seven in a game ... Played a season-high 34 minutes versus Rhode Island (1/20/21).

### HIGH SCHOOL

Played basketball at Colonia (N.J.) High School where he led his team to back-to-back final four appearances in the Greater Middlesex Conference (GMC) tournament averaging 18.9 points, 2.4 assists and 2.1 steals during his senior year ... Named Home News Tribune Boys Basketball Player of the Year ... Selected to compete in the New Jersey Scholastic Coaches Association (NJSCA) Senior Boys All-Star Game and Greater Middlesex Conference Basketball Coaches Association (GMCBCA) Senior All-Star Boys Game ... Also played at SPIRE Academy in Geneva, Ohio, where his team posted a 23-4 record, including a 20-game winning streak, and was ranked No. 8 nationally following the regular season ... SPIRE was one of 14 programs to qualify for the 2020 National Prep Championship.

### PERSONAL

Originally from Santo Domingo, Dominican Republic ... Came to the U.S. to live with his grandfather, Bailey Baker, prior to his junior year of high school ... Son of Derrek Baker and Carmen Mazara ... Born on Jan. 27, 2000 ... Is the first Auburn player to hail from the Dominican Republic ... His father, Derrek, was a basketball student-athlete at South Carolina State from 1984-85 and played and coached overseas ... Enrolled in the College of Liberal Arts.

### CAREER SUPERLATIVES

**Points:** 23 at Fordham (1/27/21)  
**Field Goals Made:** 8 at Fordham (1/27/21)  
**Field Goals Attempted:** 15 at Fordham (1/27/21)  
**3-Point Field Goals Made:** 7 at Fordham (1/27/21)  
**3-Point Field Goals Attempted:** 11 at Fordham (1/27/21)  
**Free Throws Made:** 8 vs. Rhode Island (2/27/21)  
**Free Throws Attempted:** 9 vs. Rhode Island (2/27/21)  
**Rebounds:** 6 vs. UC Riverside (11/9/21), vs. Rhode Island (2/27/21)  
**Assists:** 5 vs. Rhode Island (1/20/21)  
**Blocks:** 3 vs. Rhode Island (2/27/21)  
**Steals:** 3 vs. San Jose State (2/25/22), vs. Richmond (3/4/21)  
**Minutes Played:** 34 vs. Rhode Island (1/20/21)  
**Double-Figure Games:** 12  
**20-Point Games:** 3  
**10-Rebound Games:** None  
**Double-Doubles:** None  
**Dunks:** 13

2023-24 AUBURN MEN'S BASKETBALL

2020-21 GAME-BY-GAME STATISTICS

Opponent	GS	Min.	FG-A	3FG-A	FT-A	O-D-T	PF	A	TO	BLK	STL	PTS
vs. Little Rock	7		1-3	0-1	2-2	0-0-0	5	0	0	0	0	4
vs. UNCG	DNP											
at George Washington	DNP											
at George Washington	11		2-4	1-1	0-0	0-0-0	0	0	0	0	0	5
Davidson	DNP											
Fordham	* 33		1-6	1-5	5-5	0-5-5	3	1	0	0	1	8
at Dayton	* 27		2-7	0-3	0-0	0-1-1	5	1	0	1	1	4
at St. Bonaventure	* 20		2-6	2-4	0-0	3-2-5	6	0	1	2	0	6
Rhode Island	* 34		6-7	5-5	2-2	0-2-2	1	5	1	0	3	19
St. Bonaventure	* 30		1-9	0-6	2-2	1-1-2	2	2	1	1	0	4
at Fordham	* 32		8-15	7-11	0-1	1-1-2	3	3	1	1	0	23
Saint Joseph's	* 30		1-4	1-2	2-2	2-1-3	2	2	1	2	1	5
Dayton	* 26		3-6	2-5	0-0	0-3-3	4	1	0	1	0	8
at Richmond	* 28		4-10	2-6	2-2	1-3-4	2	0	0	0	2	12
at La Salle	* 20		2-7	0-3	2-4	0-3-3	5	0	2	0	1	6
Rhode Island	* 31		5-7	3-4	8-9	0-6-6	4	2	3	3	3	21
vs. Richmond	* 27		7-11	1-3	1-3	1-3-4	3	0	2	2	3	16
vs. St. Bonaventure	* 10		1-3	0-1	0-0	1-2-3	0	0	1	0	0	2

2021-22 GAME-BY-GAME STATISTICS

Opponent	GS	Min.	FG-A	3FG-A	FT-A	O-D-T	PF	A	TO	BLK	STL	PTS
UC Riverside	14		1-4	0-1	4-5	0-6-6	0	0	0	1	0	6
at BYU	7		1-5	0-2	0-0	0-1-1	2	0	1	0	0	2
Arizona State	12		1-4	0-1	2-2	1-1-2	1	0	0	1	1	4
UT Arlington	9		0-3	0-1	2-2	0-0-0	2	1	1	1	0	2
vs. Georgetown	6		0-1	0-0	0-0	0-1-1	0	0	0	0	0	0
vs. USC	6		0-1	0-1	0-0	0-0-0	1	0	0	0	0	0
Long Beach State	19		2-7	1-3	2-2	0-2-2	0	1	1	2	1	7
at Michigan	8		2-4	1-2	2-2	0-1-1	1	0	0	0	0	7
Cal St. Fullerton	12		2-5	1-2	0-0	0-3-3	1	2	1	0	0	5
vs. Saint Mary's (Calif.)	8		1-2	1-1	0-0	0-1-1	2	0	0	0	0	3
UC San Diego	9		3-6	0-1	0-0	0-0-0	0	2	0	0	2	6
at UNLV	18		5-6	1-1	0-0	0-5-5	2	0	3	2	1	11
Colorado State	21		4-8	1-4	5-6	2-0-2	2	2	1	2	1	14
Boise State	DNP											
UNLV	9		1-3	0-1	0-0	0-2-2	2	1	1	1	2	2
at Utah State	17		5-9	3-5	2-4	0-0-0	2	2	1	1	2	15
New Mexico	11		3-6	2-3	0-0	0-2-2	2	0	2	0	3	8
at Colorado State	8		0-4	0-2	0-0	1-1-2	1	0	0	0	1	0
Nevada	10		0-2	0-2	0-0	0-2-2	1	0	0	0	0	0
at San Jose State	13		3-6	0-1	2-2	0-2-2	3	0	0	2	0	8
Air Force	15		2-5	2-3	3-3	0-0-0	1	0	1	0	0	9
Utah State	13		3-6	0-2	0-0	0-2-2	1	2	0	0	1	6
at Fresno State	20		6-7	4-5	4-4	0-3-3	2	1	1	0	1	20
at Boise State	19		2-5	1-2	2-2	0-1-1	2	0	0	0	0	7
San Jose State	22		6-12	2-5	2-2	1-3-4	3	1	1	0	3	16
at Wyoming	9		0-4	0-0	0-0	1-2-3	0	1	2	0	0	0
Fresno State	12		1-4	0-0	0-0	0-2-2	1	1	0	0	0	2
at Nevada	10		2-4	0-1	4-4	0-2-2	3	0	2	0	0	8
vs. Fresno State	16		4-6	1-1	2-2	2-3-5	2	0	3	0	1	11
vs. Colorado State	15		1-6	0-1	0-0	1-1-2	1	0	0	1	1	2
vs. Boise State	12		0-4	0-0	0-0	0-2-2	3	0	0	0	0	0
vs. Creighton	17		5-8	1-2	6-7	0-3-3	1	1	1	0	0	17


BAKER-MAZARA'S CAREER STATISTICS

SEASON	TEAM	GP-GS	MIN/AVG	Field Goals		3-Point		F-Throws		Rebounds				Scoring						
				FG-FGA	FG%	3FG-3FGA	3FG%	FT-FTA	FT%	OFF	DEF	TOT	AVG	PF-FO	A	TO	BLK	STL	PTS	AVG
2020-21	DU	15-13	364/24.3	46-105	.438	25-60	.417	26-32	.813	10	33	43	2.9	45-4	17	13	13	15	143	9.5
2021-22	SDSU	31-0	399/12.9	66-157	.420	22-56	.393	44-49	.898	9	54	63	2.0	45-0	18	23	14	21	198	6.4
<b>TOTAL FOR AUB</b>		<b>0-0</b>	<b>0/0.0</b>	<b>0-0</b>	<b>.000</b>	<b>0-0</b>	<b>.000</b>	<b>0-0</b>	<b>.000</b>	<b>0</b>	<b>0</b>	<b>0</b>	<b>0.0</b>	<b>0-0</b>	<b>0</b>	<b>0</b>	<b>0</b>	<b>0</b>	<b>0</b>	<b>0</b>
<b>TOTAL</b>		<b>46-13</b>	<b>763/16.6</b>	<b>112-262</b>	<b>.427</b>	<b>47-116</b>	<b>.405</b>	<b>70-81</b>	<b>.864</b>	<b>19</b>	<b>87</b>	<b>106</b>	<b>2.3</b>	<b>90-4</b>	<b>35</b>	<b>36</b>	<b>27</b>	<b>36</b>	<b>341</b>	<b>7.4</b>



# 24

**LIOR BERMAN**  
G | 6-4 | 210 | Gr.  
Birmingham, Ala.  
(Mountain Brook HS)



#WAREAGLE

## CAREER HONORS

- Three-Time SEC Academic Honor Roll (2020-21, 2021-22 and 2022-23)
- 2022 CSC Academic All-District Team
- Three-Time NABC Honors Court (2021, 2022 and 2023)
- 2019-20 First-Year SEC Academic Honor Roll

## SENIOR (2022-23)

Regular member in the Tigers' rotation during the 2022-23 season ... Was a part of a senior class that was one of the winningest in program history compiling an 87-39 overall record and going 44-28 in SEC play over four seasons from 2019-23 ... Their 44 league wins was the fifth-most in a four-year span ... Averaged a career-best 2.2 points, 9.4 minutes, 1.2 rebounds per game including a 35.5 percent accuracy from beyond the 3-point arc ... Knocked down a career-high tying eight points three times during the season including at LSU (1/18/23), versus Missouri (2/14/23) and at Vanderbilt (2/18/23) ... Grabbed a career-high tying four rebounds against Texas A&M (1/25/23) ... Named to the SEC Academic Honor Roll and NABC Honors Court for the third year in a row ... Garnered CSC Academic All-District Team honors.

## JUNIOR (2021-22)

Played in 20 games of the season averaging 2.0 points and 0.7 rebounds per game ... Increased his role off the bench in the first half of the season, before missing seven games due to injury ... First action since early January came against Texas A&M (2/12/22) ... Connected on 8-of-17 three pointers (.471), the best percentage from long range on the team ... Reset his career high with eight points on 3-of-6 shooting from the field against Nebraska (12/11/21) ... Played 16 minutes with a crucial 3-pointer to lift the Tigers to a second-half comeback at Saint Louis (12/18/21) ... Hit multiple 3-pointers in three games ... Named to the SEC Academic Honor Roll ... AD Honor Roll student ... Won a gold medal as a member of Team USA at the 2022 World Maccabi Games in Jerusalem, Israel.

## SOPHOMORE (2020-21)

Averaged 1.2 points in 2.7 minutes per game ... Appeared in 11 games off the bench including eight in SEC play ... Shot 36.4 percent from beyond the arc ... First career points came on a 3-pointer versus Troy (12/19/20) ... Scored a career-high six points on 2-of-4 shooting from downtown at South Carolina (1/23/21) ... Buried a 3-pointer and completed a four-point play at Alabama (3/2/21) ... Named to the SEC Academic Honor Roll.

## FRESHMAN (2019-20)

Walk-on appearing in two games off the bench ... First career action came against CSUN (11/15/19) ... Also saw minutes versus Colgate (11/18/19) ... Named to the AD Honor Roll after maintaining a 3.5 or higher combined grade-point average for the previous spring and fall semesters ... Honored on the First-Year SEC Academic Honor Roll.

## HIGH SCHOOL

Played at Mountain Brook High School under head coach Bucky McMillan ... Led team to a No. 5 national ranking by USA TODAY and MaxPreps during his senior season ... Selected twice to the state finals all-tournament team, all-region team and all-area team ... Won three state championships during his sophomore, junior and senior campaigns ... His team went 95-13 overall in three years as a starter ... Also competed at the 2017 World Maccabiah Games, where he won a gold medal with Team USA.

## PERSONAL

Son of Elan and Jennifer Berman ... Born on March 16, 2001 ... Has two siblings, Josie and Lev ... His grandfather, Floyd Berman, ran track and played lacrosse at Virginia ... His uncle, Dan Berman, played baseball at Brandeis ... His grandfather, Eddie Phillips, played football at East Mississippi ... Graduated summa cum laude from the College of Architecture, Design and Construction with a bachelor's degree in industrial design in May 2023 ... Built a guitar, sponsored by Gibson, as part of his industrial design senior year project ... Enrolled in the College of Liberal Arts.

## CAREER SUPERLATIVES

**Points:** 8 (four times)  
**Field Goals Made:** 3 (four times)  
**Field Goals Attempted:** 6 vs. Nebraska (12/11/21)  
**3-Point Field Goals Made:** 2 (six times)  
**3-Point Field Goals Attempted:** 4 (three times)  
**Free Throws Made:** 1 (four times)  
**Free Throws Attempted:**  
2 at South Carolina (1/21/23), vs. Mississippi State (1/14/23)  
**Rebounds:** 4 vs. Texas A&M (1/25/23), vs. North Alabama (12/14/21)  
**Assists:** 1 (nine times)  
**Blocks:** 1 vs. North Alabama (12/14/21)  
**Steals:** 1 (13 times)  
**Minutes Played:** 19 vs. Nebraska (12/11/21)  
**Double-Figure Games:** None  
**20-Point Games:** None  
**10-Rebound Games:** None  
**Double-Doubles:** None  
**Dunks:** 1

2023-24 AUBURN MEN'S BASKETBALL



# 4

**JOHNI BROOME**  
F/C | 6-10 | 240 | Jr.  
Plant City, Fla.  
(Morehead State)



#WAREAGLE

## CAREER HONORS

- 2022-23 All-SEC Second Team
- 2022-23 USBWA All-District IV Team
- 2022-23 Karl Malone Power Forward of the Year Award Watch List
- 2022 Cancun Challenge All-Tournament Team (Riviera Division)
- 2022-23 First-Year SEC Academic Honor Roll
- 2023 NABC Honors Court
- Two-Time CollegeInsider.com Lou Henson All-America Team (2020-21 and 2021-22)
- Two-Time NABC All-District 18 First Team (2020-21 and 2021-22)
- 2021-22 CollegeInsider.com Lefty Driesell Defensive All-American Team
- 2021-22 Ohio Valley Conference Defensive Player of the Year
- 2020-21 OVC Freshman of the Year
- Two-Time All-OVC First Team (2020-21 and 2021-22)
- Two-Time OVC All-Tournament Team (2020-21 and 2021-22)
- 2020-21 OVC Tournament MVP
- 2020-21 OVC All-Newcomer Team
- Two-Time OVC Player of the Week
- Nine-Time OVC Freshman of the Week
- Morehead State's single-season record holder for blocks (131)

## SOPHOMORE (2022-23)

Honored on the All-SEC Second Team and USBWA All-District IV Team ... Earned a spot on the Karl Malone Power Forward of the Year Award Watch List ... Played and started in 33 games of the season ... Ranked No. 10 in the nation in blocked shots per game (2.4) ... Led the Tigers in scoring (13th, 14.2 ppg), rebounding (3rd, 8.4 rpg) and blocked shots (2nd, 2.4 bpg) ... One of nine players in the SEC to rank in the Top 15 in both the scoring and rebounding columns ... Also ranked fourth best in the league in field-goal percentage (.527), third in offensive rebounds (2.9) and sixth in defensive rebounds (5.5) ... Recorded his 1,000th-career point versus Winthrop (11/15/22) ... Named to the Cancun Challenge All-Tournament Team (11/23/22) ... His 10 double-doubles were third most in the SEC ... Became the first Auburn player since 2016 to turn in four-straight double-doubles ... Scored in double figures in 28-of-33 games including four 20-point outings ... Tallied a season-high 27 points on 12-of-17 shooting from the field at South Carolina (1/21/23) ... Made a career-high tying 18 rebounds including seven off the offensive glass versus Georgia (2/1/23) ... Tied former Tiger Kyle Davis with the fourth-most blocked shots in a single season (78) in the school record books ... Invited to the NBA G League Elite Camp and NBA Draft Combine ... Named to the First-Year SEC Academic Honor Roll and NABC Honors Court.

## MOREHEAD STATE (2021-22)

Named Ohio Valley Conference Defensive Player of the Year becoming only the second player in program history to earn that award ... All-OVC First Team and NABC All-District 18 First Team selection ... Lefty Driesell National Defensive Player of the Year finalist ... Named to the Lou Henson All-American Team and was a finalist for Lou Henson Mid-Major National Player of the Year ... Honored on the OVC All-Tournament Team ... Set the school's single-season blocked shot record with 131 ... Played in all 34 games of season averaging 28.3 minutes per game ...

One of seven players in program history to have more than 500 points and 300 rebounds in one season ... Led the OVC with 358 rebounds and ranked in the Top 5 nationally in rebounds ... Finished with a .555 field-goal shooting percentage ... Led the OVC in blocked shots averaging 3.9 per game, which ranked No. 3 nationally ... Led the team in scoring (16.0) and rebounding (10.5) ... Finished in the Top 5 nationally with 23 double-doubles – the second most in program history behind the school record of 28 ... Knocked down a career-high 32 points versus Murray State in the OVC Championship Game (3/5/22) ... Set a career high of 18 rebounds versus Belmont (1/20/22) ... Turned in a near triple-double performance with 19 points, 12 blocks and nine rebounds at UT Martin (2/16/22).

## FRESHMAN (2020-21)

COVID freshman season ... Honored as OVC Freshman of the Year, All-OVC First Team, OVC All-Newcomer Team, OVC All-Tournament Team and OVC Tournament MVP ... Nine-Time OVC Freshman of the Week selection ... Named Lou Henson & Lute Olson National Player of the Week by CollegeInsider.com ... Selected to the Kyle Macy National Freshman All-America Team and was a Mid-Major National Player of the Year finalist ... Lou Henson All-America Team and NABC All-District 18 First Team honoree ... Broke the school's freshman rebounding record (271) and blocked shots record (56) ... Played in 30 games with 27 starts ... Averaged 25.8 minutes per game ... Shot .571 from the field ranking third overall in the OVC ... Averaged 9.0 rebounds per game ranking second overall in the OVC, while leading the team in scoring (13.8 ppg) ... Led OVC in blocked shots in league games with 38 (2.0 bpg) ... Recorded his first career double-double with 25 points and 12 rebounds against Arkansas State (11/29/20) ... Finished the season with 13 double-doubles which was tied for 11th among NCAA Division I leaders in the category ... Scored a career-high 27 points versus Belmont in the OVC Championship Game (3/6/21) ... Grabbed a then-career-high 13 rebounds in five different contests ... Registered 10 points and nine rebounds against West Virginia in the NCAA Tournament First Round (3/19/21).

## HIGH SCHOOL

Played his first two seasons at Plant City (Fla.) High School, before transferring to Tampa Catholic High School ... Named the 2019-20 Hillsborough County (Fla.) Player of the Year ... Florida Association of Basketball Coaches 4A All-State First Team selection ... Averaged a double-double with 19.6 points and 10.9 rebounds per game during his senior season ... Also blocked 2.2 shots per game ... Led Tampa Catholic to the 5A state semifinals twice ... Averaged 15.5 points and 10.5 rebounds per game as a junior.

## PERSONAL

Son of John and Julie Broome ... Born on July 19, 2002 ... First name, Johni, pronounced JUH-Nye (like Dye) ... Has one older brother, John Broome Jr., who played football at FIU, and one older sister, Jade'a ... Enjoys hanging out with friends, going to the beach and playing video games ... Enrolled in the College of Liberal Arts.

2023-24 AUBURN MEN'S BASKETBALL



# 44

**DYLAN CARDWELL**  
 C | 6-11 | 256 | Sr.  
 Augusta, Ga.  
 (McEachern HS)



#WAREAGLE

## CAREER HONORS

- 2022-23 CSC Academic All-District Team
- 2023 NABC Honors Court
- 2021-22 SEC Community Service Team
- Two-Time SEC Academic Honor Roll (2021-22 and 2022-23)
- 2020-21 First-Year SEC Academic Honor Roll

## JUNIOR (2022-23)

Saw action in 32 games of the season averaging 3.7 points and 3.8 rebounds per game off the bench ... Made his first career start against Texas Southern (11/18/22) ... Blocked a career-best five shots in each of the first two games of the season versus George Mason (11/7/22) and USF (11/11/22) ... Grabbed a career-high 10 rebounds against Missouri (2/14/23) ... Ranked sixth in the SEC in blocked shots per game (1.3) ... Named to the SEC Academic Honor Roll for the second year in a row ... Garnered CSC Academic All-District Team and NABC Honors Court honors.

## SOPHOMORE (2021-22)

Played in all 34 games of the season averaging 11.6 minutes off the bench ... Also averaged 3.0 points, 3.0 rebounds and 1.2 blocks per game ... Ranked second on the team in blocked shots (42) and third in offensive rebounds (53) ... Shot .735 (25-of-34) from the field in his last 14 contests ... Brought down a season-high seven rebounds against ULM (11/12/21) and Florida (1/8/22) ... Recorded four points, four boards and three blocks in the team's first meeting of the season versus Georgia (1/19/22) ... Streak of 14-consecutive games with a blocked shot snapped at Missouri ... Tallied six points, two assists and two steals in overtime win at Mississippi State (3/2/22) ... Named to the SEC Community Service Team and SEC Academic Honor Roll ... AD Honor Roll student.

## FRESHMAN (2020-21)

Saw action in all 27 games of the season as a reserve ... Averaged 3.8 points, 3.6 rebounds, 0.6 blocks and 0.5 assists in 15.1 minutes per game ... Shot a team-best 70.5 percent from the floor ... His shooting percentage was the third-highest among SEC players who attempted at least 50 shots ... Only player in the country to shoot better than 70 percent from the floor and total at least 90 rebounds and 15 blocks during the 2020-21 season ... Led the team with 49 offensive rebounds ... Pulled down four-or-more rebounds in 14 games including a career-high eight boards against Kentucky (1/16/21) ... Made a career-high three steals versus Georgia (1/13/21) ... Scored a career-high 10 points on 5-of-7 shooting against Ole Miss (2/6/21) ... Made first career 3-pointer on a fadeaway shot as the shot clock was expiring in the season finale versus Mississippi State (3/6/21).

## HIGH SCHOOL

Tabbed as a four-star prospect by Rivals and a three-star prospect by 247Sports and ESPN ... Ranked No. 125 overall in the Class of 2020 by Rivals and No. 151 by 247Sports ... Top 15-ranked player in the state of Georgia by 247Sports (No. 13) and ESPN (No. 14) ... The No. 15-ranked center by Rivals and the No. 25-ranked center by 247Sports ... Tabbed as the No. 56-best player in his region by ESPN ... Played two seasons at Oak Hill Academy (Va.) before transferring back to McEachern High School (Ga.) for his senior season ... Averaged 3.8 points and 3.8 rebounds per game, while shooting 68 percent from the floor as a junior ... Played for Athletes of Tomorrow on the AAU circuit ... Averaged 6.7 points, 8.7 rebounds and 2.2 blocks per game on the Nike EYBL circuit ... Averaged 5.2 points, seven rebounds and 2.5 blocks per contest at the 2019 Peach Jam.

## PERSONAL

Born on Dec. 16, 2001 ... Enrolled in the College of Business ... Nicknamed, "The Jumbrotron Man," for his energy, spirit and participation in the student section at Auburn Football games at Jordan-Hare Stadium ... Participated in the inaugural AuburnYOU career tour in Atlanta with fellow Auburn student-athletes, visiting Truist Park, Truist Wealth, Chick-fil-A, Mercedes-Benz Stadium and Brasfield & Gorrie during the Summer of 2023.

## CAREER SUPERLATIVES

**Points:** 10 vs. Ole Miss (2/6/21), vs. Yale (12/4/21)  
**Field Goals Made:** 5 vs. Ole Miss (2/6/21), vs. Yale (12/4/21)  
**Field Goals Attempted:** 8 vs. Missouri (2/14/23)  
**3-Point Field Goals Made:** 1 vs. Mississippi State (3/6/21)  
**3-Point Field Goals Attempted:** 1 (three times)  
**Free Throws Made:** 6 vs. Missouri (1/26/21)  
**Free Throws Attempted:** 7 vs. Missouri (1/26/21)  
**Rebounds:** 10 vs. Missouri (2/14/23)  
**Assists:** 3 (three times)  
**Blocks:** 5 vs. USF (11/11/22), vs. George Mason (11/7/22)  
**Steals:** 4 at South Carolina (1/4/22)  
**Minutes Played:** 29 vs. Ole Miss (2/6/21)  
**Double-Figure Games:** 2  
**20-Point Games:** None  
**10-Rebound Games:** 1  
**Double-Doubles:** None  
**Dunks:** 67

2023-24 AUBURN MEN'S BASKETBALL



33

**LUCAS CLANTON**  
G | 6-1 | 175 | Fr.  
Shelbyville, Tenn.  
(Cascade HS)



#WAREAGLE

### HIGH SCHOOL

Graduated with honors from Cascade High School in Wartrace, Tenn. ... Lettered in basketball ... Led the Champions to three district regular-season championships and two district tournament championships ... Team finished as regional runner-up twice in 2020-21 and 2022-23 ... Reached the state sectionals in 2020-21 and 2022-23 ... Tallied 1,452 career points ... Averaged 18 points per game and earned all-state honors during his senior year ... Also recorded 289 rebounds, 202 assists and 110 steals ... Named District 7AA MVP in 2021-22 and District Regular-Season MVP in 2022-23 ... Earned a spot on the Region 4AA All-Tournament Team ... Member of the Spanish Club ... Spent time working with younger student-athletes at Cascade Elementary School and Cascade Middle School.

### PERSONAL

Son of Kyle Clanton and Jeff and Megan Davis ... Born on June 28, 2004 ... Has three siblings, Avarie Davis, Levi Clanton and Kylee Clanton ... Enrolled in the Harbert College of Business.

2023-24 AUBURN MEN'S BASKETBALL



3

**TRE DONALDSON**  
 G | 6-3 | 210 | So.  
 Tallahassee, Fla.  
 (Florida State University School)

### CAREER HONORS

• 2022-23 First-Year SEC Academic Honor Roll

### FRESHMAN (2022-23)

Saw action in 32 games of the season averaging 10.5 minutes as a true freshman off the bench ... Reached double figures twice including a career-high 12 points at USC (12/18/22) ... Dished out a career-high seven assists at Washington (12/21/22) ... Turned in an impressive 39-to-19 assist-to-turnover ratio (2.05) including 15 games with zero turnovers as the Tigers' back-up point guard ... Named to the First-Year SEC Academic Honor Roll.

### HIGH SCHOOL

One of the top two-sport athletes in the Class of 2022 ... Played quarterback and defensive back for Florida State University High School in Tallahassee, Fla. ... Coached by former Heisman Trophy winner Charlie Ward ... The No. 20-ranked safety and No. 33 overall football prospect in the state of Florida ... Completed 68 percent of his passes for 1,765 yards with 15 touchdowns ... Earned Tallahassee Democrat Big Bend Offensive Player of the Year honors following the 2020 football season ... On the hardwood, averaged 11.1 points, 3.9 rebounds and 3.6 assists and led his team to a 19-2 overall record during his junior campaign ... A four-star recruit by 247 Sports and ESPN ... The No. 133 overall prospect in the nation in the 247 Sports Composite Rankings and No. 18 point guard in the country ... Named the 2022 Florida Dairy Farmers Association Player of the Year after leading the Seminoles to a state championship title as a senior ... Honored on the Class 3A All-State First Team ... Averaged 16.4 points, 5.3 rebounds, 3.7 assists and 2.4 steals per game.

### PERSONAL

Son of Rhodney Donaldson and Stacie Symonds ... Goes by the nickname, Tre, which is short for Rhodney Donaldson III ... Has five sisters: McKenzie Woodard, Preslee Donaldson, Jordan Rosier, Chelsey Rosier and Taylor Rosier ... His father played basketball at Troy University from 1993-97 and ranks 11th all-time in career scoring (1,363 points) for the Trojans ... His uncle, Duke Donaldson, played football at Auburn from 1984-87 and led the team in receptions his senior year ... Enjoys working out and hanging out with his teammates and friends ... Enrolled in the Harbert College of Business.

### CAREER SUPERLATIVES

**Points:** 10 vs. Ole Miss (2/6/21), vs. Yale (12/4/21)  
**Field Goals Made:** 5 vs. Ole Miss (2/6/21), vs. Yale (12/4/21)  
**Field Goals Attempted:** 8 vs. Missouri (2/14/23)  
**Free Throws Made:** 6 vs. Missouri (1/26/21)  
**Free Throws Attempted:** 7 vs. Missouri (1/26/21)  
**Rebounds:** 10 vs. Missouri (2/14/23)  
**Assists:** 3 (three times)  
**Blocks:** 5 vs. USF (11/11/22), vs. George Mason (11/7/22)  
**Steals:** 4 at South Carolina (1/4/22)  
**Minutes Played:** 29 vs. Ole Miss (2/6/21)  
**Double-Figure Games:** 2  
**Dunks:** 67

### 2022-23 GAME-BY-GAME STATISTICS

Opponent	GS	Min.	FG-A	3FG-A	FT-A	O-D-T	PF	A	TO	BLK	STL	PTS
George Mason	13	0-4	0-2	1-2	0-3-3	1	1	0	0	0	1	
USF	10	2-3	0-1	0-0	0-2-2	1	2	0	1	0	4	
Winthrop	12	2-4	0-0	1-2	0-5-5	1	1	1	2	0	5	
Texas Southern	11	0-3	0-2	0-0	1-0-1	1	2	2	1	0	0	
vs. Bradley	5	0-0	0-0	0-0	0-0-0	2	0	1	0	0	0	
vs. Northwestern	3	0-0	0-0	0-0	0-0-0	0	0	1	0	0	0	
Saint Louis	DNP											
Colgate	3	0-0	0-0	0-0	0-1-1	0	0	0	0	0	0	
vs. Memphis	DNP											
Georgia State	18	2-3	1-1	1-2	0-2-2	3	3	1	3	0	6	
at USC	16	4-8	2-4	2-3	1-1-2	5	1	2	4	0	12	
at Washington	18	1-2	0-1	0-0	1-3-4	1	7	1	1	0	2	
Florida	12	0-1	0-0	0-0	0-2-2	1	1	1	0	0	0	
at Georgia	14	0-3	0-3	1-2	0-2-2	1	1	0	1	0	1	
Arkansas	11	1-3	1-1	0-0	0-0-0	1	0	0	0	0	3	
at Ole Miss	7	0-0	0-0	0-0	0-0-0	1	0	0	0	0	0	
Miss. State	8	0-2	0-1	0-0	0-0-0	0	1	0	0	0	0	
at LSU	10	0-1	0-1	0-0	0-4-4	0	1	0	1	0	0	
at S. Carolina	9	0-1	0-1	1-2	0-1-1	2	1	1	1	0	1	
Texas A&M	7	0-0	0-0	2-2	0-0-0	0	0	0	0	0	2	
at West Va.	10	3-4	1-1	0-1	0-2-2	0	1	0	0	0	7	
Georgia	14	1-3	1-1	0-0	0-1-1	0	5	0	0	0	3	
at Tennessee	6	0-1	0-1	0-0	0-1-1	0	0	0	0	0	0	
at Texas A&M	11	0-3	0-1	0-0	0-0-0	0	1	1	3	0	0	
Alabama	7	0-1	0-0	0-0	0-2-2	1	1	1	0	0	0	
Missouri	16	1-3	0-0	0-0	0-1-1	3	2	1	2	0	2	
at Vanderbilt	9	0-1	0-0	0-0	0-2-2	2	2	1	0	0	0	
Ole Miss	7	1-3	0-1	0-0	0-0-0	1	1	0	0	0	2	
at Kentucky	10	1-3	1-2	0-0	0-2-2	0	0	1	0	0	3	
at Alabama	16	3-4	1-2	0-0	0-0-0	1	0	1	1	0	7	
Tennessee	6	1-1	0-0	0-0	0-2-2	0	0	1	0	0	2	
vs. Arkansas	7	0-2	0-0	0-0	0-1-1	1	2	0	0	0	0	
vs. Iowa	13	3-3	3-3	2-2	0-3-3	1	2	0	0	0	11	
vs. Houston	8	2-3	2-2	0-2	0-0-0	1	0	1	1	0	6	

### DONALDSON'S CAREER STATISTICS

SEASON	TEAM	Field Goals		3-Point		F-Throws		Rebounds				Scoring								
		GP-GS	MIN/AVG	FG-FGA	FG%	3FG-3FGA	3FG%	FT-FTA	FT%	OFF	DEF	TOT	AVG	PF-FO	A	TO	BLK	STL	PTS	AVG
2022-23	AUB	32-0	337/10.5	28-73	.384	13-32	.406	11-20	.550	3	43	46	1.4	32-1	39	19	1	21	80	2.5
<b>TOTAL</b>		<b>32-0</b>	<b>337/10.5</b>	<b>28-73</b>	<b>.384</b>	<b>13-32</b>	<b>.406</b>	<b>11-20</b>	<b>.550</b>	<b>3</b>	<b>43</b>	<b>46</b>	<b>1.4</b>	<b>32-1</b>	<b>39</b>	<b>19</b>	<b>1</b>	<b>21</b>	<b>80</b>	<b>2.5</b>



# 55

**JALEN HARPER**  
 G | 6-2 | 165 | Gr.  
 Mableton, Ga.  
 (Shelton State CC)



#WAREAGLE

### SENIOR (2022-23)

Walk-on and member of the scout team ... Saw action in two games of the season against George Mason (11/7/22) and Colgate (12/2/22).

### SHELTON STATE COMMUNITY COLLEGE

Transferred from Vincennes (Ind.) University to Shelton State Community College in Tuscaloosa, Ala. ... Played in 22 games with 22 starts ... Averaged 4.3 points and 1.9 assists per game as a junior ... Shot 50 percent from the field and 47.5 percent from 3-point range ... Recorded a season-high 27 points on 9-of-13 shooting with seven 3-pointers at Lurleen B. Wallace Community College (11/22/21) ... Reached double figures tallying 14 points versus East Georgia State College (11/10/21).

### FLORIDA GULF COAST (2019-20)

Played in 16 games with two starts as a true freshman ... Averaged 2.9 points and 0.6 rebounds per game ... Made 16 assists and nine steals ... Went 8-of-9 from the free throw line ... Had a season-high nine points in his collegiate debut at defending Atlantic 10 champion Saint Louis (11/5/19) ... Scored eight points at FIU (12/4/19) ... Brought down a season-high three rebounds at VCU (11/23/19) ... Dished out four assists along with four points at Mercer (11/15/19).

### HIGH SCHOOL

Four-year letterwinner in basketball for head coach George Washington at Pebblebrook High School ... Averaged 20.7 points, 4.8 rebounds, 4.3 assists and 2.1 steals per game during his senior year ... Earned All-Georgia Coaches Association First Team honors ... Named first team all-region and all-Cobb County ... Helped the Falcons advance to the Elite Eight of the state tournament for three-consecutive seasons posting a 67-21 overall record and two regional championships during that span ... An all-state honorable selection by the Atlanta Tipoff Club.

### PERSONAL

Son of Patrick and Erica Harper ... Born on March 28, 2000 ... His father played basketball at Elizabeth City State University ... His older brother, Jared Harper, is a two-time All-SEC Second Team selection that led Auburn to its first NCAA Final Four appearance in 2019 ... Jared is currently playing overseas and previously played for the Phoenix Suns, New York Knicks and New Orleans Pelicans ... Enjoys playing the piano ... Enrolled in the College of Liberal Arts.

### 2022-23 GAME-BY-GAME STATISTICS

Opponent	GS	Min.	FG-A	3FG-A	FT-A	O-D-T	PF	A	TO	BLK	STL	PTS
George Mason	1		0-0	0-0	0-0	0-0-0	0	0	0	0	0	0
USF	DNP											
Winthrop	DNP											
Texas Southern	DNP											
vs. Bradley	DNP											
vs. Northwestern	DNP											
Saint Louis	DNP											
Colgate	1		0-0	0-0	0-0	0-0-0	0	0	0	0	0	0
vs. Memphis	DNP											
Georgia State	DNP											
at USC	DNP											
at Washington	DNP											
Florida	DNP											
at Georgia	DNP											
Arkansas	DNP											
at Ole Miss	DNP											
Miss. State	DNP											
at LSU	DNP											
at S. Carolina	DNP											
Texas A&M	DNP											
at West Va.	DNP											
Georgia	DNP											
at Tennessee	DNP											
at Texas A&M	DNP											
Alabama	DNP											
Missouri	DNP											
at Vanderbilt	DNP											
Ole Miss	DNP											
at Kentucky	DNP											
at Alabama	DNP											
Tennessee	DNP											
vs. Arkansas	DNP											
vs. Iowa	DNP											
vs. Houston	DNP											

2023-24 AUBURN MEN'S BASKETBALL



1

**ADEN HOLLOWAY**  
 G | 6-1 | 178 | Fr.  
 Charlotte, N.C.  
 (Prolific Prep (Calif.))

"Auburn has become a place where fast, quick, creative guards have flourished. Aden is a special winner. He has a high basketball IQ and the unique ability to create for himself and others. People just love playing with him." – Head Coach Bruce Pearl

### CAREER HONORS

- 2023 McDonald's High School All-American

### HIGH SCHOOL

Five-star recruit ... Graduated from Prolific Prep in Napa, Calif. ... Led the Crew to a No. 3 national ranking and 36-1 overall record averaging a team-best 18.5 points, 5.1 assists and 4.4 rebounds per game as a senior ... Prolific Prep earned the No. 3 seed at GEICO Nationals ... Ranked No. 21 overall in the Class of 2023 by ESPN, No. 27 overall by 247Sports and No. 33 overall by Rivals ... No. 6 overall point guard prospect in the Class of 2023 ... Named a 2023 McDonald's All-American ... Recorded 15 points, two assists, two rebounds and three steals as a member of the East squad in the McDonald's All-American Game ... Started his playing career at Matthews (N.C.) Covenant Day School, before transferring to La Lumiere School in La Porte, Ind. ... Averaged 21.9 points, 5.3 rebounds, 2.7 assists and 2.3 steals per game as a sophomore at Covenant Day ... Also played summer basketball with Team CP3 on the EYBL averaging 16.2 points, 5.0 assists and 3.9 rebounds per contest, while shooting 41 percent from the field and 35 percent from behind the 3-point arc ... Attended the 2022 Pangos All-American Camp, NBPA Top 100 Camp, CP3 Elite Guard Camp and USA Basketball October Junior National Team Minicamp ... Competed for Team World registering 15 points, four rebounds and three assists versus Team USA at the 2023 Nike Hoop Summit in Portland, Ore.

### PERSONAL

Son of Robin Raimey... Born on Sept. 7, 2004 ... Has one older brother, Leito Holloway, and one younger sister, Mila Holloway ... His mother, Robin, was born in Calgary, Alberta, Canada ... Has dual U.S. and Canadian citizenship ... His grandfather, Dave Raimey, played college football at Michigan from 1960-62 and was drafted by the Cleveland Browns in 1963 ... Raimey was inducted into the Canadian Football League (CFL) Hall of Fame, winning two Grey Cups with the Winnipeg Blue Bombers and Toronto Argonauts ... Auburn's sixth-ever McDonald's All-American next to Jabari Smith (2021), Walker Kessler (2020), Sharife Cooper (2020), Korvotney Barber (2005) and Frank Ford (1983) ... Invited to the 2023 Men's High Performance U19 Canadian National Team Age-Group Assessment Camp in Toronto, Canada ... Enrolled in the Harbert College of Business.

# 31

## CHANEY JOHNSON

G | 6-7 | 220 | Jr.  
Alabaster, Ala.  
(UAH)



#WAREAGLE

"Chaney's journey is the perfect example of the great American dream. He graduates from Thompson High School, goes to UAH to play for John Shulman, grows four inches, leads his team to a conference championship, becomes (conference) player of the year in three years, and now, has the opportunity to play at Auburn in the SEC. Chaney's hard work, dedication, length and athleticism, have enabled him to become quite the talent. He will have the opportunity to impact our team right away. Auburn Basketball just got better." – Auburn Head Coach Bruce Pearl

### CAREER HONORS

- 2023 Alabama Sports Writers Association Small College Athlete of the Year
- 2023 Gulf South Conference Player of the Year
- Two-Time NABC Division II All-District South Team (2022 and 2023)
- Two-Time All-Gulf South Conference First Team (2022 and 2023)
- Three-Time GSC Academic Honor Roll (2020-21, 2021-22, 2022-23)

### UAH (2020-23)

Played three seasons at NCAA Division II Alabama Huntsville under head coach Jon Shulman ... Started and played in all 35 games of the 2022-23 season for the Chargers and was named Gulf South Conference Player of the Year averaging 15.9 points and 6.6 rebounds per game as a sophomore ... The 1,000-career point scorer notched double digits in all but three games including four 25+ point outings ... Led his team to a 27-8 overall record, regular-season championship title and the regional final of the NCAA Division II Tournament ... Shot a career 37.2 percent from 3-point range ... Poured in a career-high 35 points versus Embry-Riddle (11/7/21) ... Twice honored on the NABC Division II All-District South Team and All-Gulf South Conference First Team ... Three-time GSC Academic Honor Roll student majoring in marketing ... Selected as Alabama's Small College Athlete of the Year by the Alabama Sports Writers Association in 2023 ... Became the first UAH athlete to win the award since Jamie Smith in 2012.

### HIGH SCHOOL

Previously starred at Thompson High School ... Tabbed a Birmingham all-region honorable mention and all-county second-team selection in 2020 ... Averaged a team-leading 13.4 points and 4.4 assists per game during his senior campaign.

### PERSONAL

Son of Chuck and Regina Johnson ... Born on June 20, 2002 ... Has two siblings, Brodie and Kadeshia ... His sister played basketball at Florida State College and Clayton State ... Enrolled in the Harbert College of Business.

### CAREER SUPERLATIVES (DIVISION II)

- Points:** 35 vs. Embry-Riddle (11/7/21)
- Field Goals Made:** 13 vs. Embry-Riddle (11/7/21)
- Field Goals Attempted:** 23 vs. Lee (2/12/22)
- 3-Point Field Goals Made:** 5 vs. Embry-Riddle (11/7/21)
- 3-Point Field Goals Attempted:** 6 vs. Embry-Riddle (11/7/21)
- Free Throws Made:** 10 vs. Mississippi College (2/4/23)
- Free Throws Attempted:** 14 vs. Mississippi College (2/4/23)
- Rebounds:** 12 vs. Lee (12/2/22), vs. West Georgia (3/1/22)
- Assists:** 6 vs. Montevallo (1/18/23)
- Blocks:** 3 at Nova Southeastern (3/14/23), Christian Brothers (1/13/22)
- Steals:** 4 vs. Union (3/6/22)
- Minutes Played:** 38 at West Alabama (11/28/22)
- Double-Figure Games:** 67
- 30-Point Games:** 1
- 20-Point Games:** 17
- 10-Rebound Games:** 6
- Double-Doubles:** 5
- Dunks:** 64

2023-24 AUBURN MEN'S BASKETBALL





# K.D. JOHNSON

G | 6-0 | 190 | Sr.  
Atlanta, Ga.

(Hargrave Military Academy (Va.))



#WAREAGLE

## CAREER HONORS

- 2022-23 Preseason All-SEC Second Team
- 2020-21 SEC All-Freshman Team
- SEC Freshman of the Week (Jan. 18, 2021)

## JUNIOR (2022-23)

Team's fifth-leading scorer (8.9 ppg) playing in 33 games of the season ... Also second on the team in steals (36) ... Went a perfect 7-for-7 from the free throw line versus Northwestern (11/23/22) ... Scored in double figures on 14 occasions with a pair of 20-point contests against league foes including 21 points at Alabama (3/1/23) and 20 points versus Arkansas in the quarterfinals of the SEC Tournament (3/9/23) ... Grabbed a season-high seven rebounds against Alabama (2/11/23).

## SOPHOMORE (2021-22)

Played in all 34 games of the season with 31 starts ... Averaged 12.3 points per game, which was second most on the team ... Led the Tigers in steals (64) ... Ranked eighth in the SEC in steals (1.88) and 18th in scoring (12.3) ... Scored in double figures on 24 occasions ... Had a nine-game double-digit scoring streak from Jan. 8 to Feb. 5 ... Scored Auburn's last five points including the go-ahead bucket in a 55-54 road win at Missouri (1/25/22) ... Made his first career start and registered a career-high 27 points versus No. 21 UConn at the Battle 4 Atlantis (11/24/21) ... Emotional leader of team ... Notched a team-high 20 points at Georgia to mark his third 20-point game of season (2/5/22) ... Knocked down 18 points on 7-of-13 shooting from the field at Tennessee (2/26/22) ... Tallied 12 of his 14 points in overtime to spark the Tigers to a big road win at Mississippi State to clinch the SEC regular-season championship title (3/2/22) ... His 12 points in overtime was the most by a Tiger since Jared Harper's 12 versus Kentucky in the 2019 NCAA Elite Eight ... Registered 10 points, a career-high seven assists and five rebounds in the team's NCAA Tournament first-round win over Jacksonville State (3/18/22).

## GEORGIA (2020-21)

Honored on the All-SEC Freshman Team ... Averaged 13.5 points, 2.8 rebounds, 1.9 steals and 1.2 assists per game, while playing 22.5 minutes per contest in 16 games as a freshman at Georgia ... Shot 42 percent from the floor including 39 percent from downtown ... Scored in double figures 12 times including a team-best four 20-point outings ... Made his collegiate debut against Auburn (1/13/21) and poured in 21 points, seven rebounds, four steals, two assists and two blocks in 29 minutes of action ... His 21 points were the third-most ever by a UGA freshman behind only Dominique Wilkins (26) and Anthony Edwards (24) ... Named SEC Freshman of the Week following a 14-point game which saw him go 4-of-5 from behind the arc at Ole Miss (1/16/21) ... Posted career-high outputs in back-to-back road games versus ranked teams including 22 points at No. 16 Tennessee (2/10/21) and 24 points at No. 11 Alabama (2/13/21).

## HIGH SCHOOL

Consensus Top 100-ranked player by 247 Sports, ESPN and Rivals ... Rated as a four-star prospect by all major recruiting outlets ... Ranked as high as No. 73 nationally by ESPN ... Averaged 26.2 points, 7.4 assists, 4.7 rebounds and 3.1 steals per game in one season at Hargrave Military Academy in Chatham, Va. ... Helped the Tigers reach the Final Four of the National Prep School Tournament ... Previously played three seasons at Southwest DeKalb High School (Ga.) where he was twice tabbed all-state for Class 5A by the Atlanta Journal Constitution ... Selected as the 2019 Class 5A Player of the Year as a junior ... Amassed 1,302 points, 375 rebounds, 318 assists and 272 steals, while shooting 47 percent from the floor for the Panthers ... Recorded 62 double-figure scoring outputs, 24 20-point outings, six 30-point outbursts and one 40-point showing in 84 games played.

## PERSONAL

Son of Jada Johnson ... Born on May 25, 2001 ... Goes by the nickname, K.D., which is short for Kadarius ... Enrolled in the College of Liberal Arts.

## CAREER SUPERLATIVES

- Points:** 27 vs. UConn (11/24/21)
- Field Goals Made:** 9 at Tennessee (2/10/21), vs. Auburn (1/13/21)
- Field Goals Attempted:** 22 at Georgia (2/5/22)
- 3-Point Field Goals Made:** 4 (five times)
- 3-Point Field Goals Attempted:** 9 vs. George Mason (11/7/22)
- Free Throws Made:** 11 vs. UConn (11/24/21)
- Free Throws Attempted:** 16 vs. UConn (11/24/21)
- Rebounds:** 8 at Alabama (1/11/22)
- Assists:** 7 vs. Jacksonville State (3/18/22)
- Blocks:** 2 vs. Auburn (1/13/21)
- Steals:** 5 vs. UConn (11/24/21), vs. Syracuse (11/26/21)
- Minutes Played:** 37 vs. UConn (11/24/21)
- Double-Figure Games:** 51
- 20-Point Games:** 9
- 10-Rebound Games:** None
- 5-Steal Games:** 2
- Double-Doubles:** None
- Dunks:** 6

2023-24 AUBURN MEN'S BASKETBALL



# 12

**DENVER JONES**  
G | 6-4 | 205 | Jr.  
New Market, Ala.  
(FIU)



#WAREAGLE

## CAREER HONORS

- 2022-23 All-Conference USA First Team
- Conference USA Freshman of the Week (Dec. 13, 2021)
- 2020-21 Jayhawk Conference Freshman of the Year
- 2020-21 NJCAA All-Region 6 Second Team
- 2020-21 All-Jayhawk Conference First Team

## FIU (2021-23)

Became the first Panther in program history to be named first team all-conference as a sophomore in 2023 ... Averaged 20 points, 3.8 rebounds per game ... Rated the No. 26 overall transfer in the country by 247Sports ... Shot 35.7 percent from behind the 3-point arc, 86.4 percent from the free throw line and 43.4 percent from the field ... Started and played in all 27 games of the 2022-23 season for the Golden Panthers, scoring in double figures in 25 of those contests ... Registered a career-high 30 points at Rice (3/4/23) ... Ranked fifth nationally in mid-range field-goal percentage ... During his freshman year, named Conference USA Freshman of the Week and led the league in free-throw percentage (89.6).

## GARDEN CITY COMMUNITY COLLEGE (2020-21)

Began his collegiate career at Garden City (Kan.) Community College ... Garnered all-region second team, all-conference first team and Jayhawk Conference Freshman of the Year honors ... Averaged 19.1 points per game and shot 40 percent from long range.

## HIGH SCHOOL

Finished his prep career at Memphis (Tenn.) Day Academy and was tabbed all-area, first-team all-region and second team all-state ... Previously played at Buckhorn High School and Tennessee Preparatory Academy ... Scored 2,000+ career points in high school ... Led Buckhorn to a 22-8 overall record as a sophomore ... Played AAU Basketball for Team Thad.

## PERSONAL

Son of Ernest and Jennelle Jones ... Born on Nov. 2, 2000 ... Has two siblings, Dallas and Dominique Jones ... His older brother, Dallas, played college basketball at South Alabama and Texas Wesleyan ... Enrolled in the College of Liberal Arts.

## CAREER SUPERLATIVES

**Points:** 30 at Rice (3/4/23)  
**Field Goals Made:** 10 (three times)  
**Field Goals Attempted:** 23 vs. Louisiana Tech (3/8/23)  
**3-Point Field Goals Made:** 7 vs. Southern Miss (2/3/22)  
**3-Point Field Goals Attempted:** 11 at UTSA (1/21/23)  
**Free Throws Made:** 11 vs. UAB (1/7/23)  
**Free Throws Attempted:** 12 vs. Rice (2/19/22)  
**Rebounds:** 13 at Eastern Michigan (12/11/21)  
**Assists:** 6 vs. Eastern Washington (11/27/22), vs. UNCG (11/21/21)  
**Blocks:** 1 (three times)  
**Steals:** 4 (six times)  
**Minutes Played:** 47 at Eastern Michigan (12/11/21)  
**Double-Figure Games:** 46  
**30-Point Games:** 1  
**20-Point Games:** 19  
**10-Rebound Games:** 1  
**Double-Doubles:** 1  
**Dunks:** 9

2023-24 AUBURN MEN'S BASKETBALL



2021-22 GAME-BY-GAME STATISTICS

Opponent	GS	Min.	FG-A	3FG-A	FT-A	O-D-T	PF	A	TO	BLK	STL	PTS
at Georgia		25	5-13	3-5	0-0	1-2-3	0	3	0	0	1	13
Trinity (Fla.) *		15	1-7	0-6	5-6	2-2-4	1	6	3	0	0	7
vs. Ball State		25	3-7	2-4	6-6	0-4-4	2	5	2	0	1	14
vs. Green Bay		20	2-8	0-3	4-4	0-0-0	1	2	1	0	0	8
vs. UNCG		30	4-9	3-7	3-4	0-3-3	3	6	1	0	0	14
North Dakota		24	3-5	0-2	0-0	1-4-5	2	5	2	0	0	6
North Florida		27	5-7	3-3	4-4	1-4-5	0	2	0	0	0	17
FGCU		20	2-7	1-3	3-3	0-0-0	1	0	0	0	1	8
Stetson *		19	2-5	1-3	3-4	1-3-4	2	1	0	0	0	8
at Eastern Michigan		47	6-15	2-6	6-9	3-10-13	4	0	6	1	3	20
at Jacksonville State		30	3-11	1-5	3-3	0-5-5	0	4	2	0	1	10
Old Dominion		29	5-13	3-7	4-4	1-0-1	0	4	1	0	1	17
St. Thomas (Fla.) *		24	5-9	2-5	4-4	0-3-3	4	2	0	0	4	16
Bethune-Cookman *		31	8-16	2-7	0-0	1-4-5	1	2	3	0	3	18
at Western Ky.		27	3-11	1-6	0-0	1-3-4	1	2	1	0	0	7
at UAB		28	5-14	2-5	5-5	2-1-3	2	0	1	0	0	17
at MTSU		27	2-13	1-5	3-4	1-4-5	0	0	3	1	1	8
Western Ky.		23	4-8	3-7	5-6	0-1-1	2	2	2	0	0	16
at UTSA		24	2-5	1-3	2-2	0-6-6	2	3	2	0	0	7
at UTEP		16	1-8	0-2	0-0	0-1-1	3	0	0	0	0	2
Southern Miss		29	8-8	7-7	0-0	1-0-1	1	5	1	0	3	23
Louisiana Tech		28	5-11	2-5	5-5	0-4-4	1	2	1	0	0	17
Charlotte		30	4-9	0-3	5-5	1-1-2	1	1	1	0	1	13
at Marshall		29	4-9	1-4	7-8	1-1-2	0	0	5	0	3	16
MTSU		25	3-7	1-5	4-4	1-2-3	3	1	3	0	0	11
Rice *		33	4-9	2-5	10-12	0-6-6	2	2	2	0	0	20
at Charlotte		22	3-10	0-3	1-2	1-5-6	3	3	2	0	1	7
at Old Dominion		32	3-10	1-6	4-4	0-4-4	0	3	0	0	0	11
FAU *		28	2-11	0-3	5-5	0-4-4	0	2	2	0	3	9
at FAU		35	3-8	2-3	9-10	1-2-3	2	2	1	0	1	17
vs. Marshall		29	4-11	2-4	2-2	1-4-5	1	1	4	0	0	12

2022-23 GAME-BY-GAME STATISTICS

Opponent	GS	Min.	FG-A	3FG-A	FT-A	O-D-T	PF	A	TO	BLK	STL	PTS
Houston Christian *		28	7-8	1-1	8-8	0-5-5	0	0	3	0	2	23
Fla. National *		20	4-8	1-2	3-4	0-2-2	1	3	1	0	0	12
at NC State *		28	7-12	2-7	3-5	0-1-1	0	1	5	0	2	19
Bryant *		35	9-17	3-7	1-1	0-6-6	1	2	2	0	4	22
Stony Brook *		28	10-14	4-7	2-2	0-3-3	1	2	1	0	2	26
Eastern Wash. *		34	4-8	1-4	7-7	1-5-6	3	6	3	0	1	16
Eastern Michigan		DNP										
at FGCU *		29	2-8	1-3	1-2	2-3-5	3	3	3	1	3	6
at Howard *		35	9-16	3-5	0-0	1-1-2	0	0	4	0	3	21
at FAU *		31	3-9	0-2	6-7	1-2-3	0	0	6	0	4	12
UIW *		31	5-10	3-6	7-7	1-3-4	1	3	2	0	2	20
Florida College		DNP										
at North Texas *		34	9-16	3-5	3-4	1-1-2	3	0	4	0	1	24
Charlotte *		38	7-13	2-6	4-5	0-8-8	2	3	0	0	0	20
UAB *		41	8-18	2-7	11-11	3-2-5	2	4	6	0	3	29
FAU *		42	8-18	2-4	7-8	1-3-4	1	2	2	0	0	25
at Western Ky. *		34	3-10	2-4	1-2	0-2-2	4	2	4	0	1	9
North Texas *		36	7-18	1-6	4-7	2-1-3	0	1	5	0	0	19
at UTEP *		34	5-10	4-8	4-4	0-2-2	2	1	4	0	2	18
at UTSA *		32	8-18	2-11	9-9	2-3-5	4	1	0	0	1	27
Western Ky. *		31	6-14	3-7	2-2	1-2-3	0	3	4	0	2	17
MTSU *		31	6-15	3-7	6-6	1-6-7	1	3	2	0	1	21
at Charlotte *		36	9-16	1-6	3-5	1-3-4	1	2	3	0	4	22
at UAB *		38	7-13	3-6	5-7	0-4-4	4	2	4	0	4	22
Louisiana Tech *		35	7-16	0-6	7-11	1-1-2	2	3	4	0	4	21
Rice *		33	10-14	1-4	6-6	1-0-1	5	2	4	0	0	27
at MTSU		DNP										
UTEP		DNP										
UTSA *		28	2-10	1-4	7-7	1-0-1	0	2	4	0	2	12
at Louisiana Tech *		39	6-21	2-9	5-6	0-6-6	2	4	4	0	1	19
at Rice *		34	9-18	4-8	8-9	1-5-6	0	0	3	0	0	30
vs. Louisiana Tech *		41	10-23	4-7	1-3	3-2-5	2	1	3	0	0	25

JONES' CAREER STATISTICS

SEASON	TEAM	GP-GS	MIN/AVG	Field Goals		3-Point		F-Throws		Rebounds				Scoring						
				FG-FGA	FG%	3FG-3FGA	3FG%	FT-FTA	FT%	OFF	DEF	TOT	AVG	PF-FO	A	TO	BLK	STL	PTS	AVG
2021-22	FIU	31-7	832/26.8	114-294	.388	49-142	.345	112-125	.896	22	93	115	3.7	45-0	71	52	2	28	389	12.5
2022-23	FIU	28-28	935/33.4	187-391	.478	59-159	.371	131-155	.845	25	82	107	3.8	45-1	56	90	1	49	564	20.1
<b>TOTAL FOR AUB</b>		<b>0-0</b>	<b>0/0.0</b>	<b>0-0</b>	<b>.000</b>	<b>0-0</b>	<b>.000</b>	<b>0-0</b>	<b>.000</b>	<b>0</b>	<b>0</b>	<b>0</b>	<b>0.0</b>	<b>0-0</b>	<b>0</b>	<b>0</b>	<b>0</b>	<b>0</b>	<b>0</b>	<b>0</b>
<b>TOTAL</b>		<b>59-35</b>	<b>1767/30.0</b>	<b>301-685</b>	<b>.439</b>	<b>108-301</b>	<b>.359</b>	<b>243-280</b>	<b>.868</b>	<b>47</b>	<b>175</b>	<b>222</b>	<b>3.8</b>	<b>90-1</b>	<b>127</b>	<b>142</b>	<b>3</b>	<b>77</b>	<b>953</b>	<b>16.2</b>



5

**CHRIS MOORE**  
F | 6-6 | 220 | Sr.  
West Memphis, Ark.  
(West Memphis HS)



#WAREAGLE

### JUNIOR (2022-23)

Played in 31 games of the season with 16 starts averaging 3.5 points, 2.1 rebounds and 0.5 steals per game ... Made his first career start tallying eight points and three rebounds versus George Mason (11/7/22) ... Recorded a season-high 14 points and career-high seven rebounds against Texas Southern (11/18/22) ... Reached double figures two other times including 12 points versus Memphis (12/10/22) and 12 points on 5-of-6 shooting from the field at Washington (12/21/22) ... Played a career-high tying 25 minutes with three steals in the SEC opener versus Florida (12/28/22) ... Missed three games in SEC play due to a shoulder injury ... Recipient of the Inspiration Award at Auburn's AUSPYs for being a vocal leader in the team locker room and his positive attitude during rehabilitation.

### SOPHOMORE (2021-22)

Saw action in 25 contests averaging 1.7 points and 1.4 rebounds per game as a reserve ... Registered a season-and career-high 16 points in the team's win over ULM (12/12/21) ... Tied his career high with six rebounds versus Yale (12/4/21) ... Played in 11 SEC games with his best outing scoring five points and four rebounds on the road at South Carolina (1/4/22) ... Tallied two points and an assist versus Vanderbilt (2/16/22) ... Nine of his 13 boards in SEC play were on the offensive end ... Played in all three postseason games against Texas A&M (3/11/22) in the SEC Tournament and Jacksonville State (3/18/22) and Miami (3/20/22) in the NCAA Tournament.

### FRESHMAN (2020-21)

Appeared in 25 games off the bench averaging 2.8 points, 2.0 rebounds and 0.5 assists in 11.2 minutes per game ... Shot 56.3 percent from the floor including 40 percent from beyond the arc ... His field-goal percentage was second best on the team and ranked 10th in the SEC among players with 40-or-more shot attempts ... Scored in 18-of-25 games played ... Recorded his first career points on an AND1 play after shooting 4-for-4 from the field including 3-for-3 from downtown against Saint Joseph's (11/26/20) ... Posted a then career-high 11 points in 14 minutes of action versus Missouri (1/26/21) ... Pulled down four-plus rebounds in four games including a career-best six boards against Troy (12/19/20).

### HIGH SCHOOL

Rated as a four-star prospect by Rivals and a three-star prospect by 247Sports and ESPN ... Ranked as the No. 103 overall player in the country by Rivals and No. 122 by 247Sports ... The No. 3-ranked player out of the state of Arkansas by 247Sports and No. 5 by ESPN ... Named Arkansas Player of the Year following his senior season at West Memphis High School ... Four-time all-state selection including a first team nod as a senior ... Became the school's all-time leader in points and rebounds ... Only player in school history to play four seasons on the varsity squad ... Guided West Memphis to the Arkansas state championship game averaging 18.7 points and 16.3 rebounds per contest during the state playoffs ... Led team to the No. 1 overall ranking in the state of Arkansas ... Four-time all-conference player ... Honored as the 5A East Player of the Year averaging 17.2 points, 13 rebounds, 4.9 assists and 1.5 blocks per game, while shooting 63 percent during his junior campaign ... Played for Woodz Elite in the Nike EYBL ... Also averaged 17.7 points, 6.1 rebounds, 1.3 assists and 1.1 blocks per game on the AAU circuit ... Led his team to a No. 1 national ranking as a sophomore.

### PERSONAL

Son of Chris and Shirley Moore ... Born on Oct. 8, 2001 ... Goes by the nickname, CMO ... Has one brother, Alvin Hawkins ... Enjoys playing NBA 2K and riding scooters ... Enrolled in the College of Liberal Arts.

### CAREER SUPERLATIVES


**Points:** 16 vs. ULM (11/12/21)  
**Field Goals Made:** 5 at Washington (12/21/22), vs. ULM (11/12/21)  
**Field Goals Attempted:** 9 vs. ULM (11/12/21)  
**3-Point Field Goals Made:**  
3 vs. Texas Southern (11/18/22), vs. Missouri (1/26/21)  
**3-Point Field Goals Attempted:**  
4 vs. Georgia (2/1/23), vs. Texas Southern (11/18/22)  
**Free Throws Made:** 6 vs. ULM (11/12/21)  
**Free Throws Attempted:** 6 at USC (12/18/22), vs. ULM (11/12/21)  
**Rebounds:** 7 vs. Texas Southern (11/18/22)  
**Assists:** 4 vs. Missouri (2/14/23)  
**Blocks:** 2 vs. Yale (12/4/21)  
**Steals:** 3 vs. Florida (12/28/22), vs. Troy (12/19/20)  
**Minutes Played:** 25 at Alabama (3/1/23), vs. Florida (12/28/22)  
**Double-Figure Games:** 5  
**20-Point Games:** None  
**10-Rebound Games:** None  
**Double-Doubles:** None  
**Dunks:** 8

2023-24 AUBURN MEN'S BASKETBALL



21

**BLAKE MUSCHALEK**  
G | 6-3 | 178 | Fr.  
Dallas, Texas  
(Trinity Christian Academy)



#WAREAGLE

### HIGH SCHOOL

Played basketball for head coach John Price at Trinity Christian Academy ... School's all-time leading scorer with 2,346 points ... Two-Time TAPPS 6A Offensive Player of the Year – the largest private school division in the state of Texas ... Three-Time All-State and Four-Time First Team All-District selection ... Selected to the all-area Dallas-Fort Worth Team during his senior year, averaging 24 points, eight rebounds, four assists and three steals highlighted by a 48-point game in the state quarterfinals ... Also lettered in tennis ... Won three state tennis championship titles ... Member of the National Honor Society.

### PERSONAL

Son of John and Robin Muschalek ... Born on Aug. 3, 2004 ... Has two sisters, Abby and Nicole ... Enrolled in the Harbert College of Business.

2023-24 AUBURN MEN'S BASKETBALL





14

**PRESLEY PATTERSON**  
 G | 5-11 | 180 | So.  
 Knoxville, Tenn.  
 (Knoxville Catholic HS)

### CAREER HONORS

• 2022-23 First-Year SEC Academic Honor Roll

### FRESHMAN (2022-23)

Walk-on and member of the scout team ... Named to the First-Year SEC Academic Honor Roll.

### HIGH SCHOOL

Played basketball for head coach Michael Hutchens at Knoxville Catholic High School ... Helped lead the Fighting Irish to the school's first Division II-AA State Championship title as a sophomore in 2020 ... Named MVP of the championship game scoring a team-high 15 points on 5-of-7 shooting from 3-point range ... State runner-up and team ranked No. 2 in the state during his senior year ... Tallied 1,000 career points ... Participated in the Iverson Classic Tennessee Showcase and Main Event All-Star Game ... Played summer basketball for BMaze Elite UAA.

### PERSONAL

Son of Brett and Jen Patterson ... Born on June 26, 2003 ... Has three siblings: Mack, Ansley and Handje ... His adoptive brother, Handje Tamba from the Democratic Republic of the Congo, plays basketball at Weber State ... Is a Star Wars fan and enjoys critiquing movies in his spare time ... Enrolled in the Harbert College of Business.

### 2022-23 GAME-BY-GAME STATISTICS

Opponent	GS	Min.	FG-A	3FG-A	FT-A	O-D-T	PF	A	TO	BLK	STL	PTS
George Mason		DNP										
USF		DNP										
Winthrop		DNP										
Texas Southern		DNP										
vs. Bradley		DNP										
vs. Northwestern		DNP										
Saint Louis		DNP										
Colgate		DNP										
vs. Memphis		DNP										
Georgia State		DNP										
at USC		DNP										
at Washington		DNP										
Florida		DNP										
at Georgia		DNP										
Arkansas		DNP										
at Ole Miss		DNP										
Miss. State		DNP										
at LSU		DNP										
at S. Carolina		DNP										
Texas A&M		DNP										
at West Va.		DNP										
Georgia		DNP										
at Tennessee		DNP										
at Texas A&M		DNP										
Alabama		DNP										
Missouri		DNP										
at Vanderbilt		DNP										
Ole Miss		DNP										
at Kentucky		DNP										
at Alabama		DNP										
Tennessee		DNP										
vs. Arkansas		DNP										
vs. Iowa		DNP										
vs. Houston		DNP										

23

**ADDARIN SCOTT**  
F | 6-9 | 207 | Jr.  
Dallas, Texas  
(Navarro College)



#WAREAGLE

#### NAVARRO COLLEGE (2021-23)

One of the top JUCO players in the country ... Played two seasons at Navarro College for head coach Grand McMillan ... Started in 28-of-31 games during the 2022-23 season averaging 9.3 points and 6.8 rebounds per game ... Also shot 53.1 percent from the field ... Hit double figures in 15 games and led the team in rebounding on 12 occasions ... Recorded five double-doubles for the Bulldogs including four as a sophomore ... Turned in a career best 18 points and 15 rebounds versus Delgado Community College (11/22/22) ... Had a 12-point, 10-rebound double-double with a game-winning, buzzer-beating putback dunk against Tyler Junior College in the Region XIV Tournament (3/7/23) ... Invited to play in the JA48 Showcase in July of 2022.

#### HIGH SCHOOL

Graduated from David W. Carter High School in 2021 ... Three-year letterwinner in basketball for head coach Lyndon Love ... The Cowboys went 26-2 overall and 10-0 in district play during his senior year ... Team captain.

#### PERSONAL

Son of Tavani Smith ... Born on March 10, 2003 ... Goes by the nickname, AD ... Has one younger brother, King Carter ... Enrolled in the College of Liberal Arts.

2023-24 AUBURN MEN'S BASKETBALL





20

**CARTER SOBERA**  
 G | 6-5 | 210 | Sr.  
 Birmingham, Ala.  
 (Mountain Brook HS)

### CAREER HONORS

- 2023 NABC Honors Court
- Two-Time SEC Academic Honor Roll (2021-22 and 2022-23)

### JUNIOR (2022-23)

Walk-on and member of the scout team ... Saw action in three games of the season including George Mason (11/7/22), Colgate (12/2/22) and Georgia (2/1/23) ... Honored on the SEC Academic Honor Roll for the second-straight year ... Named to the NABC Honors Court.

### SOPHOMORE (2021-22)

Member of the scout team ... Played in four games of the season including minutes against Nebraska (12/11/21) ... Made his collegiate debut grabbing one rebound versus UCF (12/1/21) ... Brought down a career-high two boards and went to the free throw line against Yale (12/4/21) ... Scored his first career points against rival Alabama (2/1/22) ... AD Honor Roll student ... Named to the SEC Academic Honor Roll.

### FRESHMAN (2020-21)

Did not see any game action.

### HIGH SCHOOL

Played at Mountain Brook High School ... Won a state championship during his junior year ... Team was runner-up during his senior year ... Honored on the all-metro, all-regional and all-state tournament team ... Played on the AAU circuit with the Birmingham Raptors.

### PERSONAL

Son of Scott and Jenny Sobera ... Born on July 18, 2001 ... Enrolled in the Harbert College of Business.

### CAREER SUPERLATIVES

**Points:** 3 vs. Alabama (2/1/22)  
**Field Goals Made:** 1 vs. Alabama (2/1/22)  
**Field Goals Attempted:** 1 vs. Alabama (2/1/22)  
**3-Point Field Goals Made:** None  
**3-Point Field Goals Attempted:** None  
**Free Throws Made:** 1 vs. Alabama (2/1/22)  
**Free Throws Attempted:** 2 vs. Yale (12/4/21)  
**Rebounds:** 2 vs. Yale (12/4/21)  
**Assists:** None  
**Blocks:** None  
**Steals:** 1 vs. Yale (12/4/21)  
**Minutes Played:** 2 vs. Yale (12/4/21)  
**20-Point Games:** None  
**10-Rebound Games:** None  
**Double-Doubles:** None  
**Dunks:** None

### 2020-21 GAME-BY-GAME STATISTICS

Opponent	GS	Min.	FG-A	3FG-A	FT-A	O-D-T	PF	A	TO	BLK	STL	PTS
vs. Saint Joseph's	DNP											
vs. Gonzaga	DNP											
at UCF	DNP											
South Alabama	DNP											
vs. Memphis	DNP											
Texas Southern	DNP											
Troy	DNP											
Appalachian State	DNP											
Arkansas	DNP											
at Texas A&M	DNP											
at Ole Miss	DNP											
Alabama	DNP											
at Georgia	DNP											
Kentucky	DNP											
at Arkansas	DNP											
at South Carolina	DNP											
Missouri	DNP											
at Baylor	DNP											
Georgia	DNP											
Ole Miss	DNP											
at Vanderbilt	DNP											
at Kentucky	DNP											
at LSU	DNP											
Florida	DNP											
Tennessee	DNP											
at Alabama	DNP											
Mississippi State	DNP											

### 2021-22 GAME-BY-GAME STATISTICS

Opponent	GS	Min.	FG-A	3FG-A	FT-A	O-D-T	PF	A	TO	BLK	STL	PTS
Morehead State	DNP											
ULM	DNP											
at USF	DNP											
vs. UConn	DNP											
vs. Loyola Chicago	DNP											
vs. Syracuse	DNP											
UCF	1	0-0	0-0	0-0	0-1-1	1	0	1	0	0	0	0
Yale	2	0-0	0-0	0-2	0-2-2	0	0	0	0	1	0	0
vs. Nebraska	1	0-0	0-0	0-0	0-1-1	0	0	0	0	0	0	0
North Alabama	DNP											
at Saint Louis	DNP											
Murray State	DNP											
LSU	DNP											
at South Carolina	DNP											
Florida	DNP											
at Alabama	DNP											
at Ole Miss	DNP											
Georgia	DNP											
Kentucky	DNP											
at Missouri	DNP											
Oklahoma	DNP											
Alabama	1	1-1	0-0	1-1	0-0-0	0	0	0	0	0	0	3
at Georgia	DNP											
at Arkansas	DNP											
Texas A&M	DNP											
Vanderbilt	DNP											
at Florida	DNP											
Ole Miss	DNP											
at Tennessee	DNP											
at Mississippi State	DNP											
South Carolina	DNP											
vs. Texas A&M	DNP											
vs. Jacksonville St.	DNP											
vs. Miami (Fla.)	DNP											

### 2022-23 GAME-BY-GAME STATISTICS

Opponent	GS	Min.	FG-A	3FG-A	FT-A	O-D-T	PF	A	TO	BLK	STL	PTS
George Mason	1	0-0	0-0	0-0	0-0-0	0	0	0	0	0	0	0
USF	DNP											
Winthrop	DNP											
Texas Southern	DNP											
vs. Bradley	DNP											
vs. Northwestern	DNP											
Saint Louis	DNP											
Colgate	1	0-0	0-0	0-0	0-0-0	0	0	0	0	0	0	0
vs. Memphis	DNP											
Georgia State	DNP											
at USC	DNP											
at Washington	DNP											
Florida	DNP											
at Georgia	DNP											
Arkansas	DNP											
at Ole Miss	DNP											
Miss. State	DNP											
at LSU	DNP											
at S. Carolina	DNP											
Texas A&M	DNP											
at West Va.	DNP											
Georgia	1	0-0	0-0	0-0	0-0-0	0	0	0	0	0	0	0
at Tennessee	DNP											
at Texas A&M	DNP											
Alabama	DNP											
Missouri	DNP											
at Vanderbilt	DNP											
Ole Miss	DNP											
at Kentucky	DNP											
at Alabama	DNP											
Tennessee	DNP											
vs. Arkansas	DNP											
vs. Iowa	DNP											
vs. Houston	DNP											

### SOBERA'S CAREER STATISTICS

SEASON	TEAM	GP-GS	MIN/AVG	Field Goals		3-Point		F-Throws		Rebounds				Scoring						
				FG-FGA	FG%	3FG-3FGA	3FG%	FT-FTA	FT%	OFF	DEF	TOT	AVG	PF-FO	A	TO	BLK	STL	PTS	AVG
2021-22	AUB	4-0	6/1.6	1-1	1.000	0-0	.000	1-3	.333	0	4	4	1.0	1-0	0	1	0	1	3	0.8
2022-23	AUB	3-0	2/0.6	0-0	.000	0-0	.000	0-0	.000	0	0	0	0.0	0-0	0	0	0	0	0	0.0
<b>TOTAL</b>		<b>7-0</b>	<b>8/1.1</b>	<b>1-1</b>	<b>1.000</b>	<b>0-0</b>	<b>.000</b>	<b>1-3</b>	<b>.333</b>	<b>0</b>	<b>4</b>	<b>4</b>	<b>0.6</b>	<b>1-0</b>	<b>0</b>	<b>1</b>	<b>0</b>	<b>1</b>	<b>3</b>	<b>0.4</b>



22

**REED TRAPP**  
G | 6-6 | 188 | So.  
Muscle Shoals, Ala.  
(Birmingham-Southern College)

### BIRMINGHAM-SOUTHERN COLLEGE (2022-23)

Saw action in nine games of the season for the Panthers ... Scored a season-high six points in eight minutes of play versus Pensacola Christian (11/10/22) ... Grabbed four rebounds against Millsaps (11/28/22).

### HIGH SCHOOL

Graduated with honors from Covenant Christian School in 2022 ... Played basketball for head coach Bret Waldrep ... Named first team all-state and 1A Player of the Year leading the Eagles to the AHSAA Class 1A boys basketball state championship title during his senior year ... Averaged 19 points, nine rebounds and four assists ... Member of the 1,000-Point Club ... Tabbed Fox Sports Shoals Player of the Year ... Averaged 20 points, eight rebounds and three assists as a junior ... Buffalo Wild Wings Player of the Year nominee ... Also lettered in soccer.

### PERSONAL

Son of Will and Julie Trapp ... Born on Oct. 2, 2003 ... Has two sisters, Annie and Grace ... Enrolled in the Harbert College of Business.

### CAREER SUPERLATIVES

**Points:** 6 vs. Pensacola Christian (11/10/22)  
**Field Goals Made:** 1 at Oglethorpe (2/3/23)  
**Field Goals Attempted:** 2 vs. Hendrix (2/19/23)  
**3-Point Field Goals Made:** 1 vs. Pensacola Christian (11/10/22)  
**3-Point Field Goals Attempted:** 2 at Millsaps (2/15/23)  
**Free Throws Made:** 3 vs. Pensacola Christian (11/10/22)  
**Free Throws Attempted:** 6 vs. Pensacola Christian (11/10/22)  
**Rebounds:** 4 vs. Millsaps (11/28/22)  
**Assists:** None  
**Blocks:** None  
**Steals:** None  
**Minutes Played:** 8 vs. Pensacola Christian (11/10/22)  
**20-Point Games:** None  
**10-Rebound Games:** None  
**Double-Doubles:** None  
**Dunks:** None

### 2022-23 GAME-BY-GAME STATISTICS (DIVISION III)

Opponent	GS	Min.	FG-A	3FG-A	FT-A	O-D-T	PF	A	TO	BLK	STL	PTS
Pensacola Christian	8		1-2	1-1	3-6	3-0-3	2	0	2	0	0	6
vs. Huntingdon	3		0-1	0-1	0-0	0-1-1	1	0	1	0	0	0
Millsaps	4		0-1	0-0	1-2	2-2-4	0	0	0	0	0	1
at Huntingdon	1		1-2	0-1	0-0	0-0-0	0	0	0	0	0	2
at Oglethorpe	3		1-1	0-0	2-2	1-1-2	0	0	1	0	0	4
at Berry	1		0-0	0-0	0-0	0-0-0	0	0	0	0	0	0
Hendrix	1		0-0	0-0	0-0	0-0-0	0	0	1	0	0	0
at Millsaps	1		0-2	0-2	0-0	0-0-0	0	0	0	0	0	0
Hendrix	1		0-2	0-1	0-0	0-0-0	0	0	0	0	0	0

### TRAPP'S CAREER STATISTICS

SEASON	TEAM	GP-GS	MIN/AVG	Field Goals			3-Point			F-Throws		Rebounds				Scoring					
				FG-FGA	FG%	3FG-3FGA	3FG%	FT-FTA	FT%	OFF	DEF	TOT	AVG	PF-FO	A	TO	BLK	STL	PTS	AVG	
2022-23	BSC	9-0	25/2.7	3-11	.273	1-6	.167	6-10	.600	6	4	10	1.1	3-0	0	5	0	0	13	1.4	
<b>TOTAL FOR AUB</b>		<b>0-0</b>	<b>0/0.0</b>	<b>0-0</b>	<b>.000</b>	<b>0-0</b>	<b>.000</b>	<b>0-0</b>	<b>.000</b>	<b>0</b>	<b>0</b>	<b>0</b>	<b>0.0</b>	<b>0-0</b>	<b>0</b>	<b>0</b>	<b>0</b>	<b>0</b>	<b>0</b>	<b>0</b>	<b>0.0</b>
<b>TOTAL</b>		<b>9-0</b>	<b>25/2.7</b>	<b>3-11</b>	<b>.273</b>	<b>1-6</b>	<b>.167</b>	<b>6-10</b>	<b>.600</b>	<b>6</b>	<b>4</b>	<b>10</b>	<b>1.1</b>	<b>3-0</b>	<b>0</b>	<b>5</b>	<b>0</b>	<b>0</b>	<b>13</b>	<b>1.4</b>	



# 13

**CJ WILLIAMS**  
**G | 6-2 | 175 | So.**  
**Fayetteville, Ark.**  
**(Fayetteville HS)**



#WAREAGLE

### TEXAS TECH (2022-23)

Played in six games as a reserve at Texas Tech ... Scored his first collegiate points with two free throws in the team's win over Louisville at the Maui Invitational (11/22/22) ... Also scored two points against Houston Christian with two more free throws (12/21/22) ... Finished the season 4-for-4 at the free-throw line ... Made his first career basket against South Carolina State (12/27/22) and appeared in one Big 12 game at Iowa State (1/20/23).

### HIGH SCHOOL

An all-conference and all-state performer at Fayetteville High School under head coach Brad Stamps ... Averaged 21 points, six rebounds and five assists per game during his senior season ... Scored 17 points per game as a junior... Tallied a career-high 35 points in a single game, where he hit a school-record nine 3-pointers ... Had eight games with 30-or-more points ... Helped lead the Bulldogs to a Class 7A West Conference Championship title.

### PERSONAL

Son of Corey and Nicole Williams ... Born on Aug. 29, 2003 ... Goes by CJ (Corey Williams Jr.) ... Has one sibling, Jourdan ... His father played at Oklahoma State from 1989-92 and was a member of the 1993 World Champion Chicago Bulls ... Corey is currently an assistant coach on Bruce Pearl's staff at Auburn ... Enrolled in the Harbert College of Business.

### CAREER SUPERLATIVES

- Points:** 2 vs. South Carolina State (12/27/22)
- Field Goals Made:** 1 vs. South Carolina State (12/27/22)
- Field Goals Attempted:** 2 at Iowa State (1/10/23)
- 3-Point Field Goals Made:** None
- 3-Point Field Goals Attempted:** 1 at Iowa State (1/10/23)
- Free Throws Made:** 2 vs. Houston Christian (12/21/22)
- Free Throws Attempted:** 2 vs. Houston Christian (12/21/22)
- Rebounds:** 1 at Iowa State (1/10/23)
- Assists:** None
- Blocks:** None
- Steals:** None
- Minutes Played:** 4 vs. Jackson State (12/17/22)
- 20-Point Games:** None
- 10-Rebound Games:** None
- Double-Doubles:** None
- Dunks:** None

### 2022-23 GAME-BY-GAME STATISTICS

Opponent	GS	Min.	FG-A	3FG-A	FT-A	O-D-T	PF	A	TO	BLK	STL	PTS
Northwestern State	3		0-1	0-0	0-0	0-1-1	0	0	1	0	0	0
Texas Southern	DNP											
Louisiana Tech	DNP											
vs. Creighton	DNP											
vs. Louisville	2		0-1	0-0	2-2	1-0-1	1	0	0	0	0	2
vs. Ohio State	DNP											
Georgetown	DNP											
Nicholls	DNP											
Eastern Washington	DNP											
vs. Jackson State	4		0-1	0-1	0-0	0-0-0	1	0	0	0	0	0
Houston Christian	3		0-1	0-1	2-2	0-0-0	0	0	0	0	0	2
South Carolina State	2		1-1	0-0	0-0	0-0-0	0	0	0	0	0	2
at TCU	DNP											
Kansas	DNP											
Oklahoma	DNP											
at Iowa State	2		0-2	0-1	0-0	0-1-1	0	0	0	0	0	0
at Texas	DNP											
Baylor	DNP											
at Kansas State	DNP											
West Virginia	DNP											
at LSU	DNP											
Iowa State	DNP											
at Baylor	DNP											
at Oklahoma State	DNP											
Kansas State	DNP											
Texas	DNP											
at West Virginia	DNP											
at Oklahoma	DNP											
TCU	DNP											
at Kansas	DNP											
Oklahoma State	DNP											
vs. West Virginia	DNP											

### WILLIAMS' CAREER STATISTICS

SEASON	TEAM	GP-GS	MIN/AVG	Field Goals		3-Point		F-Throws		Rebounds				Scoring								
				FG-FGA	FG%	3FG-3FGA	3FG%	FT-FTA	FT%	OFF	DEF	TOT	AVG	PF	FO	A	TO	BLK	STL	PTS	AVG	
2022-23	TTU	6-0	16/2.6	1-7	.143	0-3	.000	4-4	1.000	1	2	3	0.5	2-0	0	1	0	0	0	6	1.0	
<b>TOTAL FOR AUB</b>		<b>0-0</b>	<b>0/0.0</b>	<b>0-0</b>	<b>.000</b>	<b>0-0</b>	<b>.000</b>	<b>0-0</b>	<b>.000</b>	<b>0</b>	<b>0</b>	<b>0</b>	<b>0.0</b>	<b>0-0</b>	<b>0</b>	<b>0</b>	<b>0</b>	<b>0</b>	<b>0</b>	<b>0</b>	<b>0</b>	<b>0</b>
<b>TOTAL</b>		<b>6-0</b>	<b>16/2.6</b>	<b>1-7</b>	<b>.143</b>	<b>0-3</b>	<b>.000</b>	<b>4-4</b>	<b>1.000</b>	<b>1</b>	<b>2</b>	<b>3</b>	<b>0.5</b>	<b>2-0</b>	<b>0</b>	<b>1</b>	<b>0</b>	<b>0</b>	<b>0</b>	<b>6</b>	<b>1.0</b>	

2023-24 AUBURN MEN'S BASKETBALL



2

## JAYLIN WILLIAMS

F | 6-8 | 245 | Gr.  
Nahunta, Ga.  
(Brantley County HS)

### CAREER HONORS

- Three-Time SEC Academic Honor Roll (2020-21, 2021-22 and 2022-23)
- 2022-23 SEC Community Service Team
- 2022 Cancun Challenge Tournament MVP (Riviera Division)
- 2022 Cancun Challenge All-Tournament Team (Riviera Division)

### SENIOR (2022-23)

Team's third-leading scorer (11.2 ppg) and third-leading rebounder (4.7 rpg) playing and starting in 33 games of the season ... Also knocked down the second-most 3-pointers made on the team (40) ... Was a part of a senior class that was one of the winningest in program history compiling an 87-39 overall record and going 44-28 in SEC play over four seasons from 2019-23 ... Their 44 league wins was the fifth-most in a four-year span ... Reached double figures in 20 contests including a season-best 21 points against Mississippi State (1/14/23) and 20 points on 8-of-11 shooting versus Georgia State (12/14/22) ... Led the Tigers to the Cancun Challenge Riviera Division Championship title with tournament wins over Bradley (11/22/22) and Northwestern (11/23/22) ... Named Tournament MVP and to the All-Tournament Team ... Made a career-high four steals versus Texas Southern (11/18/22) ... Earned a spot on the SEC Community Service Team for his volunteer work off-the-court ... Named to the SEC Academic Honor Roll for the third year in a row.

### JUNIOR (2021-22)

One of the team's top reserves seeing action in 31 games of the season averaging 5.6 points, 2.7 rebounds and 0.5 blocks per game ... Connected on 27-of-33 free-throw attempts (.818) ... Had six double-digit scoring efforts including a season-high 14 points against Florida (1/8/22) ... Snagged nine points and seven boards in a win over Syracuse in the Battle 4 Atlantis (11/26/21) ... Tallied 4.4 points and 2.6 rebounds per game in SEC play ... Turned in 13 points and five rebounds in 16 minutes of play in the team's first meeting with Georgia (1/19/22) ... Tied his career high with 11 rebounds in just 16 minutes versus Texas A&M (2/12/22) ... Netted eight points in just 12 minutes off the bench against Vanderbilt (2/16/22) ... Scored eight points including two 3-pointers before suffering a mouth injury early in the second half versus Jacksonville State in the NCAA First Round (3/18/22) ... Recorded a team-high 12 points on 5-of-8 shooting from the field before fouling out against Miami (Fla.) in the NCAA Second Round (3/20/22) ... Named to the SEC Academic Honor Roll.

### SOPHOMORE (2020-21)

Started all 27 games of the season and was one of the team's go-to options offensively ... Averaged 10.9 points, 4.7 rebounds, 2.0 assists and 1.4 blocks in 26.4 minutes per game ... Was among the SEC's most-improved players after raising his scoring output (+8.5) from 2.4 points per game as a freshman to 10.9 points per tilt as a sophomore ... His 1.44 blocks per game ranked sixth in the SEC ... One of 12 players (one of just three underclassmen) in the country to have 250 points, 50 assists, 35 blocks and 15 steals ... Scored in double figures 16 times including two 20-point outings ... Blocked two-or-more shots in 13 games including nine of his last 16 ... Averaged 10.7 points, 4.2 rebounds, 1.8 assists and 1.4 blocks per game in SEC play ... Made his first career start and posted his first career double-double with 18 points and a career-best 11 rebounds leading Auburn to an overtime victory against Saint Joseph's (11/26/20) ...

Registered a career-high 24 points on 6-of-10 shooting from downtown at Ole Miss (1/6/21) ... Made a career-high five blocks at Georgia (1/13/21) ... Named to the SEC Academic Honor Roll.

### FRESHMAN (2019-20)

Appeared in 14 games off the bench including eight in SEC play ... Averaged 2.4 points, 1.8 rebounds, 0.4 assists, 0.4 blocks and 0.4 assists in 7.1 minutes per game ... Team's top contributor off the bench during the final five games of the season, where he averaged 4.2 points and 3.0 rebounds per game ... Shot a 53 percent clip in 13 minutes per contest ... Saw 16 minutes of action tallying six rebounds, two steals and an assist at Georgia (2/19/20) ... Scored a then career-high eight points and added three steals versus Tennessee (2/22/20).

### HIGH SCHOOL

Rated a four-star recruit by both Rivals and 247Sports ... Tabbed as the No. 109 overall prospect in the Class of 2019 by Rivals and No. 120 by 247Sports ... The No. 4-ranked player in the state of Georgia by 247Sports ... Played for Brantley County High School where he was a first team all-state selection as a junior and senior ... Averaged 25 points and 14 rebounds per game ... Also lettered in football and was a wide receiver ... Played for Game Elite on the adidas circuit averaging 11.9 points, 4.9 rebounds and 1.9 assists per game, while shooting 63 percent from the floor ... Produced stat lines of 31 points, 14 assists and 11 rebounds and 27 points, 13 rebounds and four blocks for Game Elite.

### PERSONAL

Son of Shantel Williams ... Born on July 26, 2000 ... Is an only child ... Interned with Auburn Wheelchair Basketball during the Fall 2022 semester ... Is one of only two Auburn players to ever hail from Nahunta, Georgia, next to SEC Legend, 1963 NBA Draft pick and two-time SEC performer Layton Johns (1960-63) ... Graduated from the College of Education with a bachelor's degree in kinesiology in May 2023 ... Enrolled in the College of Liberal Arts.

### CAREER SUPERLATIVES

**Points:** 24 at Ole Miss (1/6/21)  
**Field Goals Made:** 9 vs. Georgia (2/2/21)  
**Field Goals Attempted:** 15 vs. Mississippi State (1/14/23)  
**3-Point Field Goals Made:** 6 at Ole Miss (1/6/21)  
**3-Point Field Goals Attempted:** 10 at Ole Miss (1/6/21)  
**Free Throws Made:** 8 vs. Tennessee (2/27/21)  
**Free Throws Attempted:** 10 vs. Tennessee (2/27/21)  
**Rebounds:** 11 vs. Texas A&M (2/12/22), vs. Saint Joseph's (11/26/20)  
**Assists:** 8 vs. Memphis (12/12/20)  
**Blocks:** 5 at Georgia (1/13/21)  
**Steals:** 4 vs. Texas Southern (11/18/22)  
**Minutes Played:** 37 vs. Saint Joseph's (11/26/20)  
**Double-Figure Games:** 42  
**20-Point Games:** 4  
**10-Rebound Games:** 3  
**Double-Doubles:** 1  
**Dunks:** 45





## BRUCE PEARL

Head Coach  
Boston College '82  
10th Season

### CAREER HONORS

- Three-Time SEC Coach of the Year (2006, 2008 and 2022)
- Three-Time Horizon League Coach of the Year (2002, 2003 and 2005)
- Two-Time GLVC Coach of the Year (1993 and 1994)
- 2019 NCAA Final Four appearance
- 2009 Maccabi Games Gold Medalist (Team USA)
- 2008 Adolph Rupp Cup Award recipient
- 2006 Sporting News Coach of the Year
- 1995 NABC Division II Coach of the Year
- 1995 NCAA Division II National Championship

Auburn Head Coach Bruce Pearl is in his 10th season on The Plains.

He has guided the Tigers to 173 wins in nine seasons, the program's first-ever No. 1 ranking in both national polls and a memorable run to the NCAA Final Four in 2019.

The three-time SEC Coach of the Year's accomplishments also include two Southeastern Conference regular-season championships, one SEC Tournament championship and four NCAA Tournament berths with the Tigers.

Pearl currently ranks No. 13 among active NCAA Division I coaches in career wins (635) and No. 8 all-time among winningest SEC coaches with 318 career victories at Auburn and Tennessee combined.

During the 2022-23 season, the Tigers continued to make history finishing the season with a 21-13 overall record – the 11th-most wins in program history. Auburn has now turned in 20-win seasons in five of the last six years and is the second-winningest program in the SEC in that span.

Auburn was ranked a program-best 32-consecutive weeks in The Associated Press Top 25 Poll and as high as No. 11 in the country during the season. It was one of 10 schools to be ranked in the AP Top 25 throughout the 2022 calendar year.

For the third-consecutive school year, the Tigers achieved a team GPA of 3.0 or higher and received the NABC Academic Excellence Award under Pearl.

Six Tigers have been drafted into the NBA and developed by Pearl and his coaching staff including All-Americans Jabari Smith (No. 3 overall in 2022) and Walker Kessler selected (No. 22 overall in 2022). Both are currently playing in the league along with Chuma Okeke (No. 16 overall in 2019), Isaac Okoro (No. 5 overall in 2020), JT Thor (No. 37 overall in 2021) and Sharife Cooper (No. 48 overall in 2021).

During the 2021-22 season, Auburn posted a 28-6 overall record – the third-most wins in school history, turned in the program's first-ever undefeated season at home at Neville Arena (16-0) and earned a No. 2 seed in the NCAA Tournament.

The Tigers finished the historic campaign ranked No. 8 in the final Associated Press Poll and No. 14 in the final USA TODAY/Coaches Poll. They also finished No. 13 overall in the final NCAA Men's Basketball NET Rankings.

All-American Jabari Smith took home National Freshman of the Year honors, while All-American Walker Kessler was tabbed National Defensive Player of the Year – both firsts in program history.

The Tigers were among nine schools to sell out all of its home games during the 2021-22 season. Additionally, Auburn has sold out season tickets every year in the Bruce Pearl Era.

Since he arrived at Auburn for the 2014-15 season, Pearl has produced one of the biggest turnarounds in the college basketball landscape. Prior to his arrival, Auburn has an average RPI of 191.8.

In the last five out of six seasons, the Tigers have finished their campaign 16th, 13th, 27th, 13th and 35th respectively in the final RPI and NET Rankings.

Pearl's teams have been just as successful off the court as Auburn has had 37 graduates since 2014 – the most in the SEC.

The 2018-19 season was arguably the greatest season in Auburn basketball history. The Tigers won 30 games for the first time ever enroute to becoming the first team from the state of Alabama to reach the Final Four.

During Auburn's historic March Madness run in the 2018-19 season, the Tigers became the first team ever to knock off the three winningest programs in college basketball history in succession – Kansas, North Carolina and Kentucky.

In 28 seasons as a head coach, he has guided his teams to the NCAA Tournament 21 times and a 635-256 (.713) winning record.

Pearl is the only head coach (football or men's basketball) in SEC history to lead two programs to a No. 1 national ranking (Auburn in 2022 and Tennessee in 2008).

Additionally, he is just one of three head coaches to take four programs (three at the Division I level) to the Sweet 16, joining Lon Kruger and Eddie Sutton.

Pearl became the 21st fastest coach to 500 wins in his 691st game in Auburn's 78-74 win over LSU on Jan. 19, 2017. He reached the historic mark between a pair of Hall of Famers, just behind Lute Olson and ahead of Nolan Richardson.

Pearl's impact is also continually felt in the community. When he isn't out buying lunch for students on campus or dropping into Auburn classes, he can be found spreading the word of Auburn Basketball at Auburn Alumni and Tigers Unlimited events throughout the Southeast. And if he isn't there, there is a good chance he is in the stands supporting one of the other Auburn programs, because as he says, "Auburn is an Everything School."

Through the Bruce Pearl Family Foundation, he and his wife, Brandy, remain committed to giving back to those in Alabama, providing support to children and families facing challenging and life-altering illnesses through Children's Harbor.

In 2015-16, Pearl started AUTLIVE at Auburn to benefit patients in the state of Alabama in the fight against cancer. AUTLIVE also raises the awareness of cancer prevention and detection.

An ambassador for the university, Pearl's selfless community service work and generous stewardship makes him one of the most influential public figures in the state of Alabama.

He was given the "Spirit of Auburn" Award in the spring of 2015 and was named "Knoxvillian of the Year" by Knoxville Metro Pulse in 2008 and also received the prestigious "Knoxville Award" in 2010. The UT basketball program also earned the UT Men's Community Outreach Team Award twice in his six seasons.

Pearl realized a lifelong dream in the summer of 2008 when his country called upon him to serve as head coach of Maccabi USA's open men's basketball team at the 18th World Maccabiah Games in Israel. He led the American squad to the gold medal for just the third time in 24 years, toppling favored Israel in the title game.

His 28 years of coaching experience covers four stops. Pearl began his head coaching career with a nine-year stay at Southern Indiana, taking the program to the NCAA Tournament each season, going 231-46 (.834) from 1992-2001.

From there he made the move to Wisconsin-Milwaukee, taking the Panthers to the NIT once and the NCAA Tournament twice including a 2005 Sweet 16 appearance.

After compiling an 86-38 (.694) record at Milwaukee, Tennessee tabbed him as its leader in 2005 and he responded by taking the

program to six-straight NCAA Tournament appearances, two Sweet Sixteens (2007, 2008) and the 2010 Elite Eight, which was the most successful six-year run in the Volunteers' history.

Pearl's coaching career began at his alma mater, Boston College, as a student assistant coach to the legendary Dr. Tom Davis. After 14 seasons seated to the right of Davis, the then 32-year-old Pearl embarked on his own head coaching career.

But Pearl's first break came during his undergraduate career at BC when Davis offered him a position of student assistant in 1978. The Eagles won the BIG EAST Conference championship and reached the Sweet Sixteen of the NCAA Tournament in 1981. The following season, BC advanced to the Elite Eight.

When Davis moved on to Stanford in 1982, Pearl joined his staff as an assistant coach and then, at the age of 23, was promoted to associate head coach for the Cardinal. While in Palo Alto, Calif., they ended a streak of 20-consecutive losing seasons with a 19-12 overall record in 1983-84, laying the groundwork for a resurgence in Stanford Basketball.

During that time, the coaching staff recruited four players who were drafted by the NBA, including Todd Lichti, who finished his career as Stanford's all-time leading scorer with 2,336 career points.

After four seasons on the West Coast, Pearl followed Davis to Iowa in 1986. Over the course of the next six seasons, the Hawkeyes received five NCAA Tournament berths while compiling a 129-63 overall record. In 1987, the Hawkeyes recorded a 30-5 mark and advanced to the Elite Eight before falling to UNLV.

And in 1988, Pearl was recognized as one of the top Division I assistants in the country by Basketball Weekly, while helping direct the Hawkeyes to the Sweet 16.

His six seasons in Iowa City helped produce 11 NBA draft picks for the Hawkeyes including Brad Lohaus, Kevin Gamble, B.J. Armstrong, Roy Marble and Acie Earl.

Pearl's first head coaching opportunity came at Southern Indiana, a Division II school located in Evansville, Ind.

The Boston, Mass., native is married to the former Brandy Miller of Sevierville, Tenn. He graduated cum laude from Boston College in 1982 with a bachelor's degree in business administration. He is the proud father of four children, Jacqui, Steven, Leah and Michael, and enjoys spending time with his grandchildren, Chaya and Jaden.



**BRUCE PEARL CAREER COACHING RECORD VS. OPPONENTS**

Team	Overall	H	A	N	First/Last
Abilene Christian	2-0	1-0	—	1-0	1999/2000
Air Force	1-1	1-0	0-1	—	2004/2004
Alabama ##	12-12	6-5	4-6	2-1	2005/2023
Alabama A&M	1-0	1-0	—	—	2005/2005
Alabama State					First Meeting
American	1-0	—	—	1-0	2008/2008
Appalachian State	2-0	2-0	—	—	2005/2021
Arizona	1-0	—	—	1-0	2018/2018
Arkansas	10-10	5-4	4-4	1-2	2006/2023
Arkansas-Monticello	1-0	1-0	—	—	2007/2007
Armstrong State	1-0	1-0	—	—	1998/1998
Ashland	6-0	3-0	3-0	—	1993/1995
Auburn	5-2	3-0	1-2	1-0	2006/2011
Austin Peay	1-0	1-0	—	—	2009/2009
Baylor	0-1	—	0-1	—	2021/2021
Bellarmine	19-1	10-1	7-0	2-0	1993/2001
Belmont	3-0	3-0	—	—	2008/2010
Boise State	0-1	—	0-1	—	2004/2004
Boston College	1-1	—	—	1-1	2005/2016
Bradley	1-0	—	—	1-0	2022/2022
Butler	7-4	5-1	1-2	1-1	2002/2008
UC Riverside	1-0	—	—	1-0	1995/1995
Cal State Bakersfield	0-1	—	—	0-1	1994/1994
Cal State Northridge	1-0	1-0	—	—	2019/2019
CSUSB	1-0	—	—	1-0	1996/1996
Cameron	1-0	—	—	1-0	1994/1994
Campbellsville	1-0	1-0	—	—	1993/1993
Central Oklahoma	1-1	0-1	—	1-0	1995/1997
Central Washington	0-1	—	—	0-1	1999/1999
Charlotte	1-1	1-0	0-1	—	2010/2010
Chicago State	2-0	1-0	1-0	—	2001/2003
Clemson	0-2	—	0-1	0-1	2014/2018
Cleveland State	7-1	4-0	3-1	—	2002/2005
Coastal Carolina ##	1-1	0-1	1-0	—	2014/2016
Colgate	2-0	2-0	—	—	2019/2022
College of Charleston	2-1	1-1	—	1-0	2009/2018
Colorado	0-3	0-1	0-2	—	2001/2015
Columbus State	1-0	—	—	1-0	1997/1997
Concordia St. Paul	2-0	2-0	—	—	2001/2003
Connecticut ##	1-2	1-0	0-0	0-2	2011/2021
Coppin State	1-0	1-0	—	—	2006/2006
Cornell	1-0	1-0	—	—	2017/2017
Davidson	1-0	—	—	1-0	2019/2019
Dayton	2-0	1-0	1-0	—	2017/2018
Denver	1-0	—	—	1-0	1996/1996
DePaul	1-0	—	—	1-0	2009/2009
Detroit	8-2	3-1	4-1	1-0	2002/2005
Duke	0-1	—	—	0-1	2018/2018
East Carolina	1-0	—	—	1-0	2009/2009
Eastern Kentucky	2-0	2-0	—	—	2005/2016
ETSU	3-0	3-0	—	—	2005/2009
Ferris State	2-0	2-0	—	—	1999/2000
Florida	12-12	8-3	3-8	1-1	2006/2022
Florida Tech	1-0	1-0	—	—	1997/1997
FIU	1-0	—	—	1-0	2002/2002
Fordham	1-0	—	—	1-0	2006/2006
Furman	1-0	1-0	—	—	2019/2019
Gardner-Webb	1-0	1-0	—	—	2017/2017
Georgetown	1-0	—	—	1-0	2008/2008
George Mason	2-0	2-0	—	—	2017/2022
Georgia	21-10	12-4	9-6	—	2002/2023
Georgia Southern	2-0	2-0	—	—	2015/2019
Georgia State	2-0	2-0	—	—	2016/2022
Gonzaga	1-3	0-1	—	1-2	2007/2021
Grace	1-0	1-0	—	—	1995/1995
Graceland	2-0	2-0	—	—	1992/1993

Team	Overall	H	A	N	First/Last
Grand Canyon	1-0	1-0	—	—	1992/1992
Green Bay	6-2	4-0	2-2	—	2002/2005
Harvard	0-1	—	—	0-1	2015/2015
Hawai'i	1-1	—	1-1	—	2005/2015
Henderson State	1-0	—	1-0	—	2000/2000
Hillsdale	1-0	—	—	1-0	1994/1995
Hofstra	1-0	—	—	1-0	2017/2017
Houston	0-1	—	—	0-1	2023/2023
Huntington	1-0	1-0	—	—	2000/2000
Idaho State	1-0	—	—	1-0	2003/2003
Illinois	0-1	—	—	0-1	2005/2005
UIC	6-5	5-1	1-3	0-1	2002/2005
Indiana					First Meeting
Indiana-South Bend	1-0	1-0	—	—	1995/1995
Indiana State	2-0	—	—	2-0	2002/2017
Indiana Wesleyan	1-0	1-0	—	—	1995/1995
Indiana Tech	1-0	1-0	—	—	1992/1992
IPFW	17-1	10-0	7-1	—	1993/2001
IUPUI	2-0	1-0	1-0	—	1994/1994
Indianapolis	14-4	9-0	4-4	1-0	1993/2001
Iowa	1-0	—	—	1-0	2023/2023
Iowa State	1-1	1-0	0-1	—	2001/2020
Jacksonville State	1-0	—	—	1-0	2022/2022
Kansas	2-2	1-0	0-1	1-1	2004/2019
Kentucky	10-17	8-4	1-11	1-2	2006/2023
Kentucky State	5-1	3-0	2-1	—	1993/1995
Kentucky Wesleyan	11-16	8-2	2-12	1-2	1993/2001
Lehigh	1-0	1-0	—	—	2019/2019
Lemoyne-Owen College	1-0	1-0	—	—	1999/1999
Lewis	15-3	10-0	4-3	1-0	1993/2001
Lincoln	1-0	1-0	—	—	1999/1999
Lipscomb	2-0	2-0	—	—	2005/2019
Long Beach State	1-0	—	—	1-0	2007/2007
Louisiana	5-0	4-0	1-0	—	2005/2014
ULM	1-0	1-0	—	—	2021/2021
LSU ##	11-7	5-3	4-3	2-1	2006/2023
Louisville	0-2	—	0-1	0-1	2001/2008
Loyola Chicago	9-1	4-1	4-0	1-0	2002/2021
Maine	1-0	—	—	1-0	2002/2002
Manhattan	1-1	0-1	1-0	—	2004/2004
Marquette	1-0	—	—	1-0	2008/2008
Mars Hill	1-0	1-0	—	—	1996/1996
Memphis	5-3	3-1	1-1	1-1	2006/2022
Mercer ##	1-0	1-0	—	—	2015/2016
Miami (Fla.)	0-1	—	—	0-1	2022/2022
Michigan	0-1	—	—	0-1	2011/2011
Michigan State	0-1	—	—	0-1	2010/2010
Michigan Tech	1-0	—	—	1-0	2000/2000
MTSU	7-1	4-0	2-1	1-0	2006/2017
Milwaukee	1-0	1-0	—	—	2014/2014
Minnesota-Duluth	1-0	1-0	—	—	1997/1997
Mississippi College	1-0	1-0	—	—	2018/2018
Mississippi State ##	12-5	5-2	6-2	1-1	2006/2023
Mississippi Valley State	2-0	1-0	1-0	—	2002/2002
Missouri ##	7-5	3-0	3-4	1-1	1992/2023
Missouri-St. Louis	9-0	4-0	5-0	—	1996/2001
Missouri Southern State	1-1	1-1	—	—	1993/2000
Missouri State	1-0	1-0	—	—	2010/2010
Montana	1-0	1-0	—	—	2003/2003
Morehead State	1-0	1-0	—	—	2021/2021
Murray State	5-0	3-0	1-0	1-0	2005/2021
Nebraska	1-0	—	—	1-0	2021/2021
Nebraska-Omaha	1-0	—	—	1-0	2001/2001
New Hampshire	2-0	—	—	2-0	1994/1995
New Mexico	2-0	—	—	2-0	2015/2019
New Mexico State	1-0	—	—	1-0	2019/2019

# WAREAGLE

2023-24 AUBURN MEN'S BASKETBALL

## BRUCE PEARL CAREER COACHING RECORD VS. OPPONENTS

Team	Overall	H	A	N	First/Last
Norfolk State	2-0	1-0	—	1-0	1995/2017
North Alabama	2-0	2-0	—	—	2014/2021
North Carolina	1-1	—	—	1-1	2006/2019
North Carolina A&T	2-0	2-0	—	—	2007/2009
NC State	1-2	1-0	0-2	—	2003/2019
North Florida	2-0	2-0	—	—	2016/2018
Northern Kentucky	15-7	7-2	4-4	4-1	1993/2001
Northern Michigan	0-1	0-1	—	—	1993/1993
Northern State	1-0	—	—	1-0	1997/1997
Northwestern	1-0	—	—	1-0	2022/2022
Northwestern State	1-0	1-0	—	—	2015/2015
Northwood	1-0	—	—	1-0	1999/1999
Notre Dame	0-1	—	—	0-1	2003/2003
Oakland	1-1	1-0	0-1	—	1997/1997
Oakland City	4-0	4-0	—	—	1997/2000
Ohio	1-0	—	—	1-0	2010/2010
Ohio State	2-2	1-0	0-1	1-1	2007/2010
Oklahoma ##	1-0	1-0	—	0-0	2016/2021
Oklahoma City	1-0	—	—	1-0	1995/1995
Oklahoma State	1-3	0-1	—	1-2	2005/2016
Ole Miss	13-11	7-5	5-6	1-0	2006/2023
Olivet Nazarene	1-0	1-0	—	—	1996/1996
Oregon State	1-0	—	—	1-0	2014/2014
Penn					First Meeting
Pikeville	1-0	1-0	—	—	1997/1997
Pittsburgh	1-0	—	1-0	—	2010/2010
Prairie View A&M	3-0	2-0	1-0	—	2003/2007
Puerto Rico-Mayaguez	2-0	2-0	—	—	1996/1997
Purdue	1-2	—	1-0	0-2	2005/2016
Purdue-Calumet	1-0	1-0	—	—	1995/1995
Quincy	12-3	7-0	4-2	1-1	1992/2001
Rice	1-0	1-0	—	—	2004/2004
Richmond	1-0	—	—	1-0	2019/2019
Saginaw Valley State	1-0	1-0	—	—	1998/1998
St. Bonaventure					Potential First Meeting
Saint Francis (Ind.)	1-0	1-0	—	—	1997/1997
Saint Joseph's	1-0	—	—	1-0	2021/2021
Saint Joseph's College	16-2	8-0	7-2	1-0	1993/2001
Saint Louis	4-0	1-0	2-0	1-0	2004/2022
Saint Peter's	1-0	1-0	—	—	2018/2018
San Diego State	1-0	—	—	1-0	2010/2010
Santa Clara	0-1	—	0-1	—	2003/2003
Siena	1-0	—	—	1-0	2008/2008
South Alabama	4-0	3-0	1-0	—	2006/2021
South Carolina	20-6	11-1	7-4	2-1	2006/2023
South Dakota	1-0	—	—	1-0	1994/1994
South Dakota State	1-0	1-0	—	—	2004/2004
Southeastern Louisiana					First Meeting
Southern Illinois	0-2	0-1	0-1	—	2003/2003

Team	Overall	H	A	N	First/Last
SIUE	16-2	10-0	6-2	—	1992/2001
SE Missouri State	0-1	—	—	0-1	2002/2002
Southwest Baptist	1-0	1-0	—	—	1993/1993
SW Missouri State	1-0	—	1-0	—	2002/2002
Stonehill	1-0	1-0	—	—	1992/1992
Syracuse	1-0	—	—	1-0	2021/2021
Tampa	1-0	1-0	—	—	1994/1994
Temple	1-2	1-0	0-1	0-1	2007/2017
Tennessee	8-6	5-1	2-4	1-1	2015/2023
Tennessee Tech	1-0	1-0	—	—	2006/2006
Texas	2-1	1-0	1-0	0-1	2005/2007
Texas A&M	3-10	1-5	1-4	1-1	2015/2023
TCU ##	0-0	—	0-0	—	2017/2017
Texas Southern	3-0	3-0	—	—	2014/2022
Texas Tech	1-1	—	0-1	1-0	2014/2016
Thomas	1-0	1-0	—	—	1998/1998
Troy	1-0	1-0	—	—	2020/2020
Truman State	1-0	1-0	—	—	1997/1998
Tulsa	0-1	—	—	0-1	2014/2014
UAB	4-0	2-0	2-0	—	2015/2018
UCF	1-1	1-0	0-1	—	2020/2021
UNC Asheville	4-0	4-0	—	—	2007/2018
UNC Wilmington	1-0	—	—	1-0	2006/2006
Union	1-0	1-0	—	—	1992/1992
University of Charleston	1-0	1-0	—	—	1995/1995
USC	0-3	0-1	0-2	—	2009/2022
USC Upstate	2-0	2-0	—	—	1996/2016
USF	2-0	1-0	1-0	—	2021/2022
UT Chattanooga	3-0	2-0	1-0	—	2007/2010
UT Martin	2-0	2-0	—	—	2008/2010
Valparaiso	2-2	1-0	1-2	—	2001/2004
Vanderbilt	13-9	8-2	5-7	—	2006/2023
Villanova	1-0	—	—	1-0	2007/2007
Virginia	1-1	—	—	1-1	2007/2019
VCU	1-0	—	—	1-0	2010/2010
Virginia Tech	1-0	—	—	1-0	2001/2001
Washburn	1-0	—	—	1-0	1994/1994
Washington	2-0	1-0	1-0	—	2018/2022
Wayne State	2-0	1-0	—	1-0	1993/1999
Western Kentucky	2-0	1-0	—	1-0	2006/2007
Western Michigan	0-2	0-1	0-1	—	2001/2001
West Virginia	1-1	—	0-1	1-0	2007/2023
Wichita State	0-1	—	—	0-1	2006/2006
Winona State	1-0	1-0	—	—	1994/1994
Winthrop	4-0	3-0	—	1-0	2006/2022
Wisconsin	0-4	0-1	0-3	—	2001/2004
Wisconsin-Parkside	16-0	10-0	6-0	—	1993/2004
Wisconsin-Platteville	1-0	—	—	1-0	1995/1995
Wright State	8-0	4-0	4-0	—	2002/2005

# WAREAGLE

2023-24 AUBURN MEN'S BASKETBALL





**STEVEN PEARL**  
 Associate Head Coach  
 Tennessee '10  
 10th Season

Steven Pearl was promoted to Associate Head Coach on Aug. 1, 2023. He is in his 10th overall season with the Auburn men's basketball program.

"Steven has been an integral part of the success that we've had at Auburn from the beginning," Head Coach Bruce Pearl said. "Many people may forget that he started as an assistant strength coach and worked his way up through our program. He has been able to recruit and coach at a very high level. His ability to communicate and teach our system to our players is second to none. He is truly one of the best assistant coaches in the country and has earned this promotion."

Named one of the 50 most impactful high-major assistant coaches in NCAA Division I basketball by Silver Waves Media the last two years, Pearl has been instrumental in one of the biggest rebuilds in college basketball under his father's tutelage.

Auburn has won three SEC Championship titles over the last six years, made four NCAA Tournament appearances – including the Final Four in 2019 – and produced four NBA Draft first-round picks in Chuma Okeke, Isaac Okoro, Jabari Smith and Walker Kessler.

In addition, the Tigers were ranked a program-best No. 1 in the country during the 2021-22 season and ranked a school-record 32-consecutive weeks in The Associated Press Top 25 Poll from Oct. 18, 2021, to Feb. 5, 2023.

His duties on the bench include opponent scouting, defensive strategies and adjustments as well as in-game play calling. Pearl has also played a huge role in the development of Auburn's big men to go along with a fervent recruiting strategy.

During Pearl's time on staff, Auburn has produced and developed six NBA Draft picks – more pros than the previous two decades. The Tigers have also won more NCAA Tournament games than any SEC program over the last six years.

Auburn has been a hotbed for producing and developing this next-level talent, particularly from the Atlanta area, including the recruitment of current pros Okoro (No. 5 overall pick by the Cleveland Cavaliers in 2020), Kessler (No. 22 overall pick by the Memphis Grizzlies in 2022) and Sharife Cooper (No. 48 overall pick by the Atlanta Hawks in 2021).

Over the last two years, Steven Pearl has taken the lead in transfer portal recruiting, landing some of the top transfers in the country in Kessler, Wendell Green Jr., John Broome and Denver Jones. Kessler earned All-America, National Defensive Player of the Year, SEC Defensive Player of the Year and All-SEC First Team honors, while Green Jr. and Broome developed into All-SEC Second Team players last season. Jones is a junior transfer to the squad, who earned a spot on the All-Conference USA First Team.

He served as acting head coach against North Alabama resulting in his first career coaching victory, 70-44, on Dec. 14, 2021 at Neville Arena.

In April of 2022, he also participated in the National Association of Basketball Coaches and Athletic Director U's invitation-only Collegiate Coaching Consortium at the 2022 NCAA Men's Final Four in New Orleans. The consortium brought together rising basketball coaches and Division I athletic directors for a rigorous, multi-day academy, helping those rising coaches prepare for their first head coaching opportunity.

Pearl spent the 2015-16 and 2016-17 seasons as the director of basketball operations after his first year as an assistant strength and conditioning coach. As the director of operations he was in charge of team travel while also helping plan team practices, working with the team's academics and all of the Auburn Basketball Camps.

Pearl was a four-year letterwinner for his father, Bruce Pearl, at Tennessee, playing in 101 games from 2007-11. He helped Tennessee to back-to-back SEC East Championships in 2008 and 2009, with the '08 team winning the league by two games over Kentucky and Mississippi State. He also appeared in the NCAA Tournament each year he was a part of the program with the Volunteers advancing to the Sweet 16 in 2007 and 2008 and the Elite 8 in 2010.

Pearl, who was a three-time member of the SEC Academic Honor Roll, graduated from the University of Tennessee with a degree in marketing and international business in December 2010. He has also taken classes towards a graduate degree.

Following graduation, Pearl was a medical sales representative for Stryker Corp for three years before joining the Auburn staff.

Prior to UT, Pearl played for West High School in Knoxville, Tenn., where he was an all-state and All-PrepXtra selection by the Knoxville News Sentinel. While in high school he led the U.S. Men's Basketball Team to a gold medal at the 2006 Maccabi Games in Sydney, Australia, an accomplishment he would repeat as a gold medal winner in the 2009 Maccabi Games in Israel.

He and his wife, Brittany, were married on Aug. 27, 2022.



**IRA BOWMAN**  
Assistant Coach  
Penn '96  
Sixth Season



#WAREAGLE

Ira Bowman is in his sixth season as an assistant coach on Bruce Pearl's staff at Auburn.

Auburn has been ranked in the Top 11 four out of the last five years since his arrival on The Plains. The Tigers have also gone to a Final Four (2019), put together a consensus Top 5-ranked recruiting class and been ranked No. 1 in the country for the first time ever.

Named one of the Top 5 high major assistant coaches in college basketball by MCA.com, Bowman was integral in the recruitment and development of Jabari Smith (No. 3 draft pick in 2022), Isaac Okoro (No. 5 draft pick in 2020), JT Thor (No. 37 draft pick in 2021) and Sharife Cooper (No. 47 draft pick in 2021). Smith was the 2021-22 squad's leading scorer (16.9 ppg), a consensus first team All-American, National Freshman of the Year and SEC Freshman of the Year.

Coming to Auburn as a fringe Top 40 player, Okoro became the first one-and-done in program history and is an expected Top 10 pick in the 2020 NBA Draft. Okoro became just the sixth player in SEC history to be named to an all-conference team, all-defensive team and all-freshman team in the same season by the league's coaches.

Bowman and the staff signed a consensus Top 10 recruiting class, highlighted by the third highest-rated recruit in program history in five-star Sharife Cooper, the third McDonald's All-American to enroll at Auburn.

In his first season on The Plains, the Tigers set a program record for wins (30), 3-pointers (454), steals (369) and blocks (190) en route to an appearance in the Final Four. Auburn earned its way to the first Final Four by way of defeating the three winningest programs in NCAA history - Kansas, Kentucky and North Carolina - in consecutive games, becoming the first team ever to do so.

Bowman came to Auburn after spending six seasons at the University of Pennsylvania under head coach Steve Donahue. He was instrumental in the recruitment of team's top players and in the on-court development of the Quakers' perimeter players.

During the 2017-18 season, Bowman helped lead Penn to a 24-9 record, an Ivy League title and a return to the NCAA Tournament for the first time in 11 seasons. It was the Quakers' first conference crown since 2006-07. He guided seven all-conference players during his tenure at Penn and helped lead the Quakers to 74 wins.

The Newark, N.J. native arrived at Penn after spending four years at New Jersey Institute of Technology (NJIT), where he assisted in one of the top turnaround jobs in the country. The year before Bowman arrived at NJIT, the Highlanders were winless (0-29), and in his first season, they went 1-30. After that, the Highlanders went 15-15 overall including a 9-3 Great West Conference mark in 2010-11. His final year, NJIT went 15-17 overall and advanced to the Great West Conference championship game.

Before entering the collegiate coaching profession, Bowman spent four years as director of the Assist by Knight Foundation. In addition, he has experience with several aspects of the NBA including serving as an administrator at the NBA's FIBA Tournament in Las Vegas as well as participating in the NBA's Player Development Assistant Coaches Summit in 2007.

Bowman played two years at Penn, the 1994-95 and 1995-96 seasons, after transferring from Providence College. In his first year with the Quakers, Penn went 22-6 overall and 14-0 in Ivy League play en route to its third straight Ancient Eight title. Bowman was Second Team All-Ivy that season.

As a senior, Bowman was the Ivy League Player of the Year and First-Team All-Philadelphia Big 5 as he led the Quakers to a 17-10 record that included a 12-2 mark in Ivy play. In his two seasons at Penn and two campaigns at Providence, Bowman combined for 918 points, 228 assists and 139 steals.

Following his playing days with the Quakers, Bowman enjoyed a professional playing career that included stints with the NBA's Philadelphia 76ers and Atlanta Hawks. He also played overseas in Italy and Australia, as well as the Continental Basketball Association.

Bowman played his high school career at Seton Hall Preparatory School where he was the school's all-time leading scorer. He scored 1,488 points in his three-year varsity career, including 19.6 per game during his senior season when he led the team to a 31-1 record.

Bowman and his wife, Rayna, have one son, Jeremiah.

2023-24 AUBURN MEN'S BASKETBALL





**COREY WILLIAMS**  
 Assistant Coach  
 Penn '96  
 Fifth Season

Corey Williams, a 23-year coaching veteran and player for the 1993 NBA Champion Chicago Bulls, is in his first year as an assistant men's basketball coach on Head Coach Bruce Pearl's staff.

Williams previously served as an assistant coach the last two seasons at Texas Tech University, including interim head coach. The Red Raiders advanced to the NCAA Sweet 16 and finished the 2021-22 season with a perfect 18-0 record at home for the first time in program history, ranked No. 12 in the final Associated Press Top 25 Poll and No. 1 in the Kenpom.com adjusted defensive efficiency ratings.

Williams is no stranger to the Southeastern Conference having worked as an assistant coach at the University of Arkansas from 2019-21, after six seasons as the head coach at Stetson University from 2013-19.

Williams was a star player at Oklahoma State from 1989-92 and had a lengthy career as a professional player, before embarking on his coaching career. He was a second-round draft pick of the Chicago Bulls and was also selected by the Kansas City Chiefs in the 12th round of the 1992 NFL Draft, despite not having played football since junior high.

At OSU, Williams played point guard for Hall of Fame coach Eddie Sutton and later worked as a student assistant at his alma mater in 1994, serving as a member of the Cowboys' staff during the program's Final Four campaign.

Next to Sutton, Williams has also been mentored by Phil Jackson, Bill Self, Leonard Hamilton and Eric Musselman during his career as a player and assistant coach.

While at Arkansas, Williams helped lead a resurgence where the Razorbacks went 45-19 in his two seasons including a NCAA Elite Eight appearance in 2021. He helped Arkansas land the fifth-best recruiting class in the nation which led to the program advancing to the Elite Eight where its season ended after an 81-72 loss to eventual national champion Baylor. The Razorbacks eliminated Texas Tech with a 68-66 win in the second round to reach the Sweet 16.

During his tenure as head coach at Stetson, several players broke long-standing records as Divine Myles became the program's all-time leading scorer, Angel Rivera set the record for career assists and Luke Doyle established the mark for most career 3-pointers made.

Under William's guidance, Derick Newton earned All-Atlantic Sun Conference honors in 2017 and Brian Pegg was voted as the 2017 ASUN Scholar-Athlete of the Year. The previous year, Stetson reached the ASUN Tournament championship game, marking the program's first tournament finals appearance since 1994.

Prior to taking over the reins at Stetson, Williams spent six seasons as an assistant at Florida State from 2007-13. His career with the Seminoles coincided with the team's resurgence on the national scene. Through Williams' recruiting efforts, the Seminoles developed into one of the best programs in the ACC.

Before joining the Florida State staff, Williams was an assistant coach for seven seasons at Oral Roberts from 2000-07, where he aided the Golden Eagles in achieving an average of 18 wins per season, including 20-or-more wins in each of his last three seasons. ORU captured the Mid-Continent Conference regular-season and tournament titles in 2006 and 2007, advancing to NCAA Tournament play each season.

As a player, Williams finished his time at Oklahoma State ranked eighth on the school's career scoring list with 1,320 points. He led the Cowboys to consecutive NCAA Tournament Sweet 16 appearances under Sutton in 1991 and 1992. The Cowboys were ranked No. 14 in the final Associated Press Poll following the 1991 season and No. 10 in the final Coaches Poll in 1992.

As a rookie in the NBA, Williams was a member of the Michael Jordan-led Bulls as the franchise captured its third-straight NBA title. Following his one season in Chicago, Williams played parts of the next season with the Minnesota Timberwolves and the Oklahoma City Cavalry of the CBA. He also played professionally in Taiwan from 1995-98.

Originally from Macon, Georgia, Williams earned his bachelor's degree in education from Oklahoma State in 2002. He and his wife, Nicole, have two children, Jourdan and Corey Jr. (C.J.).

**CHAD PREWETT**  
Assistant Coach  
Troy State '94  
10th Season



An accomplished and decorated coach for more than 20 years winning 10 state high school basketball championships, Chad Prewett was elevated to assistant coach on Aug. 2, 2023. He is in his 10th overall season on Head Coach Bruce Pearl's staff.

Since joining the program in June 2014, Prewett has served in a variety of roles including special assistant, interim assistant coach and director of operations.

Auburn most recently captured its fourth all-time Southeastern Conference regular-season crown, earned its first-ever No. 1 national ranking and turned in the third most wins in school history with a 28-6 overall record in 2021-22. Two players - Jabari Smith and Walker Kessler - garnered All-America honors and became the program's first-ever National Freshman of the Year and National Defensive Player of the Year respectively. Both were later drafted in the first round of the 2022 NBA Draft (No. 3 and No. 22 overall).

During Auburn's historic run to the Final Four in 2018-19, the Tigers became the only team to defeat Kansas, Kentucky and North Carolina - the three winningest programs in NCAA history - in consecutive games in NCAA Tournament history. The Tigers became the first team from the state of Alabama to reach the Final Four during the 2018-19 season, which also included a Southeastern Conference Tournament crown and a 30-10 record.

Auburn won the 2018 Southeastern Conference title, its third in program history, behind a 26-8 record, including 13-3 in league play. The Tigers also make their ninth NCAA Tournament appearance all-time and defeated College of Charleston in the first round.

While serving as an assistant coach, Prewett primarily worked with the team's guards and played a key role in the development of the All-SEC backcourt of Bryce Brown, Jared Harper and Mustapha Heron. Brown was a Naismith Trophy Top 30 honoree and became the 36th player in program history to reach 1,000 career points.

Prewett also had a hand in scouting opponents and was tasked with running Auburn's zone defense.

He returned to his role as director of basketball operations prior to the 2018-19 season, a role in which he held for a few months following the 2017 season. Prewett earned the promotion following three seasons as the special assistant to Pearl after joining the program in June 2014.

Prewett handles the team's budget and travel, while spearheading numerous fundraising campaigns and events for the basketball program and Coach Pearl.

He is heavily involved with the Pearl's AULIVE initiative to benefit cancer patients in the fight to beat cancer as well as the Bruce Pearl Fore the Children Golf Classic and Bruce, Barkley and Basketball Golf Classic. He directs all of the Bruce Pearl Basketball Camps.

Prewett also offers support in the Auburn Tip-Off Club, which resumed activities in 2014-15 following a two-year break and saw the highest participation in club history.

Prewett joined the staff following a seven-year run at Lee-Scott Academy, which began in 2007, as both the boys and girls basketball and track coach. He led the varsity boys basketball team to the 2012 AISA State Championship, a runner-up finish in 2011 and the Final Four in 2009 and 2010. Over the years, the Lee-Scott boys teams went 139-31. On the girls side, he led the program to four AISA State Championships (2009, 2011, 2012, 2013), a runner-up finish in 2014 and the Final Four in 2008 and 2010.

Five times he was named the AISA All-Star Game Coach, he was the 2009 AISA Coach of the Year and the OA News Coach of the Year four times (2012 - boys; 2008, 2009, 2011 - girls). He also coached the AISA Track State Champions in 2009, 2010 and 2011.

Prior to Lee-Scott, Prewett was the varsity boys basketball and track coach at Faith Academy in Mobile from 2004-07. He led the boys basketball team to the 2006 AISA State Championship, the 2005 Final Four and was the 2006 AISA All-Star Game Coach and Coach of the Year. He led Faith Academy to a 63-21 record.

Prewett started his coaching career at Escambia Academy. From 1995-2004, he was a coach for the basketball, football, golf and track teams and added the title of athletics director from 1998-2004. Escambia was awarded the AISA Chairman's Award for Outstanding Program in 1998, 1999 and 2000.

Prewett earned his bachelor's degree in health, physical education and recreation from Troy State University in 1994 and a master's degree in foundations of education in 2000. He and his wife, Tonya, have three daughters: Madison (son-in-law Grant Troutt), Mallory and Mary Mykal.





**MIKE BURGOMASTER**  
**Assistant Coach/  
 Offensive Coordinator**  
**Miami '16**  
**Eighth Season**

Mike Burgomaster was promoted to assistant coach / offensive coordinator on Aug. 2, 2023, and is in his eighth overall season with the Auburn men's basketball program.

He previously served as assistant director of operations from 2019-21 and recruiting coordinator / assistant to the head coach from 2021-23.

Aside from his coaching duties, Burgomaster is in charge of internal operations, scheduling, on-campus recruiting and scouting/game planning. He also assists Pearl with the team's offense – ranked No. 26 in the country in 2017-18, No. 6 in 2018-19, No. 33 in 2019-20, No. 38 in 2020-21, No. 25 in 2021-22 and No. 46 in 2022-03 – according to Ken Pomeroy's Offense Rankings.

The Tigers are 57-19 overall in games he has helped scout since the 2016-17 season. Auburn has also made four NCAA Tournament appearances, won three SEC Championship titles and produced six NBA Draft picks since his arrival on The Plains.

Prior to joining the staff in a full-time capacity, he was a graduate assistant for the Tigers – a position for which he was recognized as the Managers on A Mission Graduate Assistant of the Year in 2018.

The 2017-18 campaign was a banner year for the program as the Tigers won the Southeastern Conference regular-season title behind a 26-8 overall record and 13-5 mark in conference play. The Tigers advanced to the NCAA Tournament for the first time since 2003 and earned the No. 4 seed in the Midwest Region. They also ended the season ranked No. 19 in the final Associated Press Top 25 Poll for the first time since 2000.

The following year, Burgomaster was a member of the staff during the team's historic run to the NCAA Final Four in 2018-19. This time, the Tigers hoisted the SEC Tournament trophy and set a program record for wins behind a 30-10 record.

Auburn also became the only team to defeat Kansas, Kentucky and North Carolina – the three winningest programs in NCAA history – in consecutive games in NCAA Tournament history. The Tigers would go on to finish the season ranked No. 14 in the final AP Poll.

In 2019-20, Auburn had another banner year going 25-6 overall and finishing second in the SEC. AU became one of four major programs to record three-consecutive 25-win seasons, joining elite company with the likes of Duke, Kansas and Kentucky.

Two years later and after the COVID pandemic season, Auburn once again won the SEC regular-season title, reached the NCAA Tournament, earned the program's first-ever No. 1 national ranking and recorded the third-most wins in school history with a 28-6 overall record in 2021-22. It was Auburn's sixth league crown in program history (1960, 1985, 1999, 2018, 2019 and 2022).

The Tigers finished the season ranked No. 8 in the final AP Poll, the highest since capping the 1998-99 campaign at No. 4. They also had two players drafted in the first round of the 2022 NBA Draft in All-Americans Jabari Smith (No. 3) and Walker Kessler (No. 22).

Prior to Auburn, Burgomaster was a student manager at the University of Miami (Fla.) for three years, before being promoted to head manager in his fourth season. Under head coach Jim Larrañaga, he had a key hand in many areas including player development, video coordination, camps, on-campus recruiting and analytics.

During his tenure, the Hurricanes reached two NCAA Sweet Sixteens in 2013 and 2016 and won both the ACC regular-season and tournament championships in 2013.

Off the court, Burgomaster has twice been honored with the Certificate of Acknowledgement by Rising Coaches, which is given annually to members for their dedication to their craft and the coaching community.

A 2016 graduate of the University of Miami, he earned his bachelor's degree in finance and later completed his master's degree coursework in business administration from Auburn University in December of 2017.

Originally from Westford, Massachusetts, Burgomaster and his girlfriend, Amy Masingill, reside in Auburn.



**MARQUIS DANIELS**  
 Dir. of Player Development  
 Auburn '03  
 Sixth Season

A two-time All-Southeastern Conference selection and 10-year NBA veteran, Marquis Daniels is in his sixth overall season on head coach Bruce Pearl's staff.

Daniels served as a graduate assistant during the 2018-19 season, before being promoted to his current role as director of player development the following season.

Since then, he has been a part of two SEC Championship teams (2019 and 2022), the Tigers' memorable run to the Final Four in 2019 and the program's first-ever No. 1 national ranking in 2022.

Daniels also helped mentor and develop Chuma Okeke, Isaac Okoro, JT Thor, Sharife Cooper, Jabari Smith and Walker Kessler, before all six Tigers were drafted into the NBA.

The two-time SEC Player of the Week selection, who donned an Auburn uniform from 1999-2003, still ranks third in the school record books in career steals (208), 10th all-time in career wins (76) and 11th all-time in career scoring (1,532 points). Daniels tied the school single-season record with 34 double-figure-scoring games in 2002-03, a season in which he also set the Auburn single-season record with 78 steals.


During his senior year, he led the 10th-seeded Tigers to a Sweet 16 appearance, recording game highs of 27 points and nine rebounds to help Auburn erase a double-digit deficit with a chance to knock off eventual national champion Syracuse. It was one of two NCAA Tournament berths during Daniels' time on The Plains.

Named SEC Player of the Year by the Birmingham News, SEC Most Valuable Player by CollegelInsider.com and to the SEC Community Service Team in 2003, he graduated in 3.5 years with a bachelor's degree in sociology and later a master's degree in adult education in 2019.

Daniels was honored as a SEC Men's Basketball Legend in 2017 and inducted into the City of Auburn's Tiger Trail Class of 2022.

A native of Orlando, Florida, he amassed 4,319 career points, 1,552 career rebounds and 509 career steals as a member of the Dallas Mavericks (2003-06), Indiana Pacers (2006-09), Boston Celtics (2009-12) and Milwaukee Bucks (2012-13) combined.

He and his late wife, Shana Askew, a former Auburn women's basketball player, are the proud parents of Syriah, Antwane and Jasmine.



**IAN BORDERS**  
 Dir. of Scouting and Recruiting  
 Louisville '07  
 Sixth Season

Ian Borders is in his sixth season with the Auburn men's basketball program and was promoted to Director of Scouting and Recruiting on Aug. 2, 2023.

He is responsible for cutting and breaking down film of opponents and practices, scouting and facilitating on-campus recruiting and running Bruce Pearl Basketball Camps.

"Ian has done a great job as our video coordinator over the last couple of years," Pearl said. "The importance of video, in both the scouting and recruiting areas, is vital. Promoting him to Director of Scouting and Recruiting was an opportunity to elevate and recognize his basketball knowledge of evaluating players. He has done a phenomenal job with that for us."

During the 2021-22 season, Auburn won the Southeastern Conference regular-season title, reached the NCAA Tournament, earned the program's first-ever No. 1 national ranking and recorded the third-most wins in school history with a 28-6 overall record.

The Tigers finished the season ranked No. 8 in the final Associated Press poll, the highest since capping the 1998-99 campaign at No. 4. They also had two players drafted in the first round of the 2022 NBA Draft in All-Americans Jabari Smith (No. 3) and Walker Kessler (No. 22).

In his first season on The Plains, Auburn advanced to the 2019 Final Four, won the SEC Tournament and set a program record for wins with a 30-10 record.

During Auburn's historic run to the Final Four, the Tigers became the only team to defeat Kansas, Kentucky and North Carolina - the three winningest programs in NCAA history - in consecutive games in NCAA Tournament history.

In 2019-20, the Tigers had another banner year going 25-6 and finishing second in the SEC. Auburn became one of four major programs to record three consecutive 25-win seasons, joining Duke, Kansas and Kentucky.

Before arriving to The Plains, Borders served as video coordinator at Little Rock, under head coach Wes Flanigan, a former Auburn standout and assistant coach, from 2016-18.

Borders started his collegiate coaching career as a graduate assistant at Florida State under head coach Leonard Hamilton from 2015-17. The Seminoles finished second in the Atlantic Coast Conference and ranked as high as No. 7 in the country during his tenure. FSU produced five future NBA players during Borders' time with the Seminoles.

Prior to his time at FSU, Borders was an assistant coach from 2010-15 at South Oldham High School in Crestwood, Ky. Under the direction of head coach Steve Simpson, the team won the regional championship twice, leading to the first two trips to the state tournament in school history.

Borders earned his bachelor's degree from the University of Louisville in 2007. He and his wife, Sarah, have one daughter, Cecilia, and one son, Lennox.



**DAMON DAVIS**  
 Director of Sports Performance  
 Western Illinois '03  
 15th Season

Director of Sports Performance Damon Davis is in his 15th season as the strength and conditioning coach responsible for the training of men's basketball.

Davis' innovative approach has helped many Tigers transform their bodies and be ready for the next level, most recently with first-round draft picks Jabari Smith (No. 3 overall) and Walker Kessler (No. 22 overall in the 2022 NBA Draft).

He spent his first four years at Auburn as assistant strength and conditioning coach, the last two with the baseball team.

Davis was an assistant strength and conditioning coach at the University of Iowa from 2004-08, working with baseball, track and field, cross country and softball while assisting all other sports. Prior to that, he was an intern with the Chicago Bulls from 2002-04.

The Petersburg, Ill. native received his bachelor's degree in exercise science from Western Illinois University in 2003 and is working on his master's degree at Auburn University.

Davis is a Certified Strength & Conditioning Specialist with the National Strength and Conditioning Association, is certified by the Collegiate Strength & Conditioning Coaches Association Strength & Conditioning Coach Certified and is certified as a Sports Performance Coach by United States of America Weightlifting.

He is married to the former Yari Schmidt of Rockford, Ill. They have one son, Magnus, and a daughter, Nellie Elizabeth.



**CLARK PEARSON**  
 Senior Athletic Trainer  
 Kentucky '96  
 15th Season

Clark Pearson is in his 15th year at Auburn and his ninth working with head coach Bruce Pearl and Auburn men's basketball.

Pearson spent his first six seasons as the head athletic trainer for football, overseeing the care, prevention and rehabilitation of injuries for the football team.

Prior to coming to the Plains, Pearson served as the head football athletic trainer at the University of Wisconsin for four years from 2005-09. He also served as an assistant athletic trainer at the University of Oklahoma from 1997-2005.

While at Auburn, Pearson has presented case reports around the country on non-operative treatments of Lisfranc injuries, crisis management plans, hydration and concussions. He was also published in the American Journal of Orthopedics for his work on "Contact Ulnar Fracture in a Collegiate Baseball Player." Pearson has authored various sports medicine policies, procedures and emergency action plans for Auburn Athletics and the Southeastern Conference.

During his time at Oklahoma, he conducted a two-year research study in conjunction with the Gatorade Sports Science Institute - "Salt Depletion and Cramping in Collegiate Football Players." Pearson was also a member of the 2001 Big 12 Conference Athletic Training Staff of the Year.

At Wisconsin, Pearson completed a "Post-Surgical Hamstring Protocol Case Report" and conducted the "Collegiate Lineman Type II Diabetes Study." He was a participant in the "Big Ten Conference/NFL Shoe and Surface Study."

A member of the National Athletic Trainer's Association (NATA), the Southeastern Athletic Trainers' Association and the Alabama Athletic Trainers' Association, Pearson holds various certifications in Blood Flow Restriction Therapy, Graston Technique, Class IV Therapeutic Laser, Whole Body Cryotherapy, Myofascial Decompression Techniques, Dry Needling for Orthopedic Rehab and Sport Performance.

A native of Franklin, Kentucky, Pearson earned his bachelor's degree in sports management from the University of Kentucky in 1995, and a master's degree in human relations from the University of Oklahoma in 1997. He and his wife, Nancy, have a son, Bradley, and a daughter, Katherine.



**MADDUX JEFFREYS**  
 Director of Operations  
 Auburn '20  
 Second Season

Maddux Jeffreys was promoted to Director of Operations for Auburn Men's Basketball on Aug. 2, 2023.

Jeffreys is in his eighth season overall with the program including two years as a graduate assistant on Head Coach Bruce Pearl's coaching staff.

"Maddux has been with us the last seven years, serving as a student manager, graduate assistant and assistant director of operations," Pearl said. "He has obviously paid his dues. He understands our operation and the importance of helping our players be successful. When it comes to Auburn Basketball, it's always more than just the basketball. There is community service, player development and fundraising. All the things that go into being a really good program."


He currently assists with team travel, daily scheduling, analytics and scouting.

Jeffreys previously served as a four-year manager while an undergraduate at his alma mater. During his time with the Tigers, he was a member of the 2018 regular-season championship, 2019 SEC Tournament Championship and 2019 NCAA Final Four squads.

Originally from Mobile, Alabama, Jeffreys grew up in Newnan, Georgia, and was a two-sport athlete playing football and basketball in high school. He is a lifelong Auburn Fan and his career aspiration is to become a college basketball coach.

A 2020 graduate of Auburn earning a bachelor's degree in business administration with an emphasis in marketing, Jeffreys also completed his master's degree coursework in education in December 2021.

He is the son of Toby and Vicki Jeffreys and has three sisters: Katie, Kristen and Mary Helen.



**STEVEN LEONARD**  
 Director of Creative Content  
 Indiana '17  
 Second Season

Steven Leonard is in his second season with Auburn Men's Basketball as the program's Director of Creative Content.

Leonard previously served as Director of Social Video for University of Virginia Athletics since 2019. There, he worked primarily with the men's basketball program creating content (photography, videography and graphic design), which aided in the growth of the UVA Basketball brand. Leonard also created highlight packages for the Cavaliers' 27 varsity sports.

Prior to his time at UVA, Leonard was a creative producer/editor for Houston Athletics, where he covered men's basketball, tennis and volleyball. He was also a videographer/photographer for the BIG3 League, a 3-on-3 pro basketball league founded by Ice Cube.

A 2017 graduate of Indiana University, Leonard earned his bachelor's degree in journalism. He was a four-year track & field student-athlete and a member of the 2017 Big Ten Conference Men's Indoor Championship team. Off the field, he was also a four-year member of IU's Student-Athlete Advisory Committee (SAAC).

Originally from Houston, Texas, Leonard lettered in track & field at Klein High School. He still holds the school's high jump record with a height of 6 feet, 11 inches. Leonard is the son of Mark and Kim Leonard and has one younger sister, Kelli. His hobbies include following all Houston sports, especially the Rockets and playing pick-up basketball and pickleball.





## BRIDGET GRABA

Executive Assistant  
to the Head Coach  
13th Season

Bridget Graba is in her 13th season working with the Auburn men's basketball program.

She serves as executive assistant to Head Coach Bruce Pearl managing his schedule, speaking engagements, basketball camps and camp registration. Graba also assists the coaching staff with team travel and other administrative duties.

Prior to arriving on the Plains in 2011, Graba provided administrative support for the Utah men's basketball program under head coaches Ray Giacoletti and Jim Boylen from 2005-10. She also worked in software support at Utah State University from 2003-05.

Originally from Minneapolis, Minn., Graba began her professional career as a business systems analyst for American Express – spending 21 years with the company.

She and her husband, Jeff, have five children: Bryan, Jaymie, Jason, Kyla and Shayla. The couple also has one grandson, Jackson (10).



## JEREMY NAPIER

Chaplain  
West Virginia State '07  
Second Season


Jeremy Napier is in his second season as chaplain for the Auburn men's basketball program.

Prior to coming to the Plains, he served as character coach/chaplain for the Marshall men's basketball team and the Spring Valley High School football team in Huntington, W.Va. He has had a heart to serve God and has done so by directing an after-school program called, "DayBreak" in Washington D.C, co-directing church camps and speaking at multiple venues (conferences, summer camps, basketball camps and leagues, churches, etc.).

Most recently, Napier excelled as a sales representative for Pfizer before making the transition to Auburn. He also served as a missionary in China, before becoming a member of the pastoral staff at First Baptist Church of Kenova.

A native of Huntington, W.Va., Napier is a graduate of West Virginia State University where he played collegiate basketball. He later earned his master's degree from Dallas Theological Seminary in Dallas, Texas. During that time, Napier interned with Dallas Baptist University as a character coach – combining his love for basketball and sharing his faith. He and his wife, Sharon, have three sons: Josiah, Judah and Joshuah.





**GEOFF GRAY**  
 Graduate Assistant  
 Emerson College '19  
 Second Season


Geoff Gray is in his second season as graduate assistant for Auburn Men's Basketball.

He was previously a four-year letterwinner and two-year team captain at Emerson College in Boston, Mass. A two-time New England Women's & Men's Athletic Conference (NEWMAC) First Team and three-time academic all-conference selection, he graduated in 2019 with a bachelor's degree in marketing communications and a minor in sports communication.

Honored as Emerson College Male Student-Athlete of the Year in 2018 and 2019, Gray scored 1,662 career points during his career and won a NEWMAC Championship title with the Lions. As a senior, he averaged 20.4 points per game at starting point guard as the team advanced to the NCAA Division III Tournament.

Prior to his arrival on the Plains, he played professionally overseas in the Israeli Basketball Premier League with Hapoel Eilat during the 2019-20 season as well as in the Israeli Basketball National League with Ironi Kiryat Ata in 2020-21 and Migdal Haemek in 2021-22.

Off the court, Gray has volunteered with Big Brothers Big Sisters of Massachusetts Bay and as a basketball coach for eighth and ninth grade students with the Newton Athletic Association. Originally from Newton, Mass., he is the son of Howard Gray and Susan Phillips-Gray.



**BRYANT SMITH**  
 Graduate Assistant  
 Auburn '23  
 Second Season

Former Tiger standout Bryant Smith is in his second season as a graduate assistant with the Auburn men's basketball program.

Smith was a four-year letterwinner and team captain at Auburn from 1996-99 under former head coach Cliff Ellis. Known for his defense and leadership, he helped the Tigers claim their second-ever SEC regular-season championship title, compile a 29-4 overall record and earn a No. 2 national ranking in 1999.

During his junior campaign, he was named SEC Player of the Week and led Auburn in three statistical categories averaging a career-best 13.3 points and 2.4 steals per game. Smith also shot 50.6 percent from the field.

A member of the school's 1,000-Career Point Club ranking 30th all-time on the list with 1,087 career points, he is also tied for fourth all-time in the category of single-season steals (67). Smith played in 121 career games with 77 starts at forward.

After a 14-year professional career overseas, he returned to his hometown of Huntsville, Ala., and founded the Winning Foundation, a non-profit helping disadvantaged and at-risk kids. Smith and his wife, Tara, have been married for 16 years and have three beautiful children: Paige, Sydney and Bryant Jordan (BJ).

He graduated with his bachelor's degree in sociology in August 2023 and is currently working towards his master's degree in community planning.





**MATT BALL**  
Associate AD / Compliance  
Central Missouri State '01  
Fifth Season

Matt Ball, Associate AD for Compliance, is in his fifth year at Auburn.

He is responsible for compliance oversight of men's basketball, women's basketball and baseball.

Prior to The Plains, he served in compliance positions at Ole Miss, University of Oklahoma and Baylor University.

Ball is a 2001 graduate of Central Missouri State and earned a master's degree from the University of Tennessee in 2003.

A native of Warrensburg, Missouri, he and his wife, Erin, have three sons, Braden, Camden and Cason.



**MARLENE NAVOR**  
Director of Communications  
Washington State '00  
Third Season

Marlene Navor is in her third year as Director of Communications primarily working with Head Coach Bruce Pearl and the Auburn men's basketball program.

During her first season on The Plains, the Tigers won the SEC regular-season championship, earned the program's first-ever No. 1 ranking in the national polls, claimed a No. 2 seed in the NCAA Tournament and had two players go in the first round of the 2022 NBA Draft in Jabari Smith (No. 3 overall by the Houston Rockets) and Walker Kessler (No. 22 overall by the Memphis Grizzlies).

Navor was originally hired as Director of Recruiting Operations on Head Women's Basketball Coach Johnnie Harris' coaching staff. While with the women, she helped the program sign a Top 20-ranked recruiting class, set the brand identity for Coach J and her summer basketball camps as well as grew the team's social media and recruiting accounts by 10K.

Prior to Auburn, Navor served 11 years as Director of Athletics Communications and Creative Content at the College of Charleston.

Navor's strength has always been graphic design and having an eye for the visual. She has spent the last 24 years in Division I college athletics working with local and national media outlets including as an assistant media relations director at Texas A&M (2006-10), Kansas State (2003-06), UNLV (2001-03) and the University of Connecticut (2000-01).

The Olympia, Washington, native is a member of College Sports Communicators and the United States Basketball Writers Association (USBWA). She is one of only four female men's basketball SIDs at a Power 5 NCAA Division I institution in the country.



**COURTNEY GAGE**  
Associate AD / Student-Athlete Support Services  
Akron '05  
16th Season

Courtney Gage, Associate AD for Student-Athlete Support Services, works with the men's basketball and football teams as their primary point of contact for academics.

In addition, Gage oversees new student orientations, class checking, and is involved in several on campus academic working groups.

Gage came to Auburn in July of 2008 from George Mason University, where she was an academic coordinator for several Olympic sports. Prior to her stop at Mason, she spent two years at the University of Akron as a graduate assistant within their student-athlete support services.

Gage received her bachelor's degree in communication with an emphasis in business and organizational communication and a minor in criminal justice from the University of Akron in 2005. Gage also earned her master's of arts from the University of Akron in 2007.

A native of Geneva, Ohio, Gage is married to Matt Gage and they have two children, Hudson and Hadley. She also played tennis during her collegiate career at Akron.



**ANDY BURCHAM**  
Voice of the Auburn Tigers  
Indiana State '83  
Fifth Season

Andy Burcham, the Voice of the Auburn Tigers, serves as the play-by-play voice for Auburn Football, Men's Basketball and Baseball.

He has been part of the Auburn Baseball broadcast team since 1995 and Auburn Men's Basketball broadcast team since the 2019-20 season. Burcham previously served 31 years as the play-by-play voice for Auburn Women's Basketball.

Burcham co-hosts Tiger Talk and hosts the Talking Tigers Podcast. He can also be heard and seen on War Eagle+, a new streaming video and content platform for Auburn Athletics, offering fans an insider's look into the student-athletes and coaches on The Plains.

A 1983 graduate of Indiana State University earning a bachelor's degree in Radio, TV & Film, Burcham came to Auburn after working for 12 years at Auburn Network, Inc. He was Station Manager for WANI Radio and served as host for the ABBY Award Winning Auburn-Opelika This Morning. Burcham has also worked for Tiger Communications and Fuller Broadcasting in Alabama. Prior he worked for WCIL Radio in Carbondale, Illinois and WMLA Radio in Bloomington, Illinois.

Originally from Nashville, Illinois, Burcham and his wife, Dr. Jan Gunnels Burcham live in Auburn. Dr. Burcham is the Associate Dean for the College of Education and Health Professions at Columbus State University.



**EMILY DANIELS**  
**Sports Dietitian**  
**Utah '13**  
**Third Season**

Emily Daniels is in her third season as the primary sports dietitian for Auburn Men's and Women's Basketball.

She previously served as Director of Sports Nutrition at Salt Lake Community College, where she helped create the sports nutrition program through grant funding from the Dairy Council. There, Daniels worked with the men's and women's basketball, volleyball and soccer programs.

Prior to her full-time role at SLCC, she completed a dietetic internship with the Bruins' men's basketball team, who were ranked as high as No. 3 in the country, before COVID cancelled the National Junior College Athletic Association (NJCAA) tournament.

Originally from Salt Lake City, Utah, Daniels became a sports dietitian in fall of 2020. She earned her bachelor's degree in psychology from the University of Utah in 2013 and later her master's degree in nutrition and integrative physiology with an emphasis in sports nutrition in 2020.



**KEVIN ROBERTS**  
**Assistant Director,**  
**Creative Video**  
**Auburn '14**  
**Third Season**

Kevin Roberts is in his sixth year overall and third year as assistant director of creative video working with the Auburn men's basketball program.

He returned to his alma mater in fall of 2021 after serving as content production specialist for Terrapin Beer Company from 2018 to 2021 in Athens, Georgia. There, Roberts started and launched a new brand identity for Terrapin as well as helped live stream the Green Life Expo, a community-wide sustainability celebration.

He has been a member of the award-winning War Eagle Productions staff four of the seven years the video production department has brought home premier awards from the annual Information Display and Entertainment Association (IDeA) Conference.

A former three-year student assistant for War Eagle Productions, Roberts also interned for the Auburn IMG Sports Network serving as producer of live events. He later joined WEP as a full-time staffer from 2014 to 2017.

Originally from Helena, Alabama, Roberts earned his bachelor's degree with an emphasis in radio, television and film from the Auburn University School of Communication & Journalism in 2014. He and his girlfriend, Cassidy Carter, reside in Auburn. Roberts enjoys painting, making music videos and producing short films.



**KEVIN FUHRER**  
**Assistant Equipment Mgr.**  
**Trevecca Nazarene '10**  
**Second Season**


Kevin Fuhrer is in his ninth overall year at Auburn and second season serving as equipment manager for the men's and women's basketball programs.

He is responsible for overseeing day-to-day equipment operations for both teams as well as men's and women's tennis. Fuhrer also assists in oversight of the university's Under Armour budget.

Prior to The Plains, Fuhrer served as a graduate assistant football equipment manager at Western Kentucky from 2010-12. In 2012, he worked at Vanderbilt University in the athletics ticket office until January 2013 and went on to be the assistant equipment manager of football at Vanderbilt until Sept. of 2015.

Fuhrer earned his bachelor's degree in sports management in 2010 from Trevecca Nazarene University in Nashville, Tenn. He went on to earn a master's degree in sports administration and recreation from Western Kentucky University.

Originally from Mount Juliet, Tennessee, he is married to Paige Fuhrer.



**MAX JOHNSON**  
**Strength & Conditioning**  
**Graduate Assistant**  
**Ole Miss '23**  
**First Season**

Max Johnson is in his first season as strength & conditioning graduate assistant with the Auburn men's basketball program.

He previously interned with the Ole Miss men's basketball program from fall 2022 to spring 2023. Johnson also completed internships with Ole Miss football from summer 2021 to summer 2022 and University of Cincinnati men's basketball during the summer of 2022.

The Cincinnati, Ohio, native attended Turpin High School and is a graduate of the University of Mississippi earning a bachelor's degree in exercise science in 2023. Johnson is currently working towards his master's degree in exercise science with a emphasis in motor behavior from Auburn University.



## DR. CHRISTOPHER B. ROBERTS

President, Auburn University

Christopher B. Roberts began his appointment as Auburn University's 21st president in May 2022.

President Roberts leads the university's four divisions, including Auburn's main campus with its more than 31,000 students and 5,500 faculty and staff, as well as Auburn University at Montgomery, the Alabama Cooperative Extension System and the Alabama Agricultural Experiment Station, a joint enterprise with Alabama A&M University.

Roberts is an accomplished scholar who understands that research and teaching excellence, together with service and public engagement, are at the very heart of the state's R1 land-, sea- and space-grant institution. The R1 designation in the Carnegie Classification of Institutions of Higher Education recognizes Auburn as a top-level research institution. As the university's CEO, Roberts marshals the institution's \$1.54 billion annual budget and vast resources, while spearheading the university's strategic vision and advancing the Auburn's ever-growing research enterprise and economic development.

Prior to his presidency, Roberts served as the dean of Auburn's Samuel Ginn College of Engineering from 2012 to 2022. The college has more than 6,000 students and about 400 faculty and staff members. Roberts was a factor in the success of the university's Because This is Auburn – A Campaign for Auburn University, which raised \$1.2 billion. Under Roberts' leadership, more than \$357 million in donations to the college were made during and since the campaign.

He earned a bachelor's degree in chemical engineering from the University of Missouri and master's and doctoral degrees in chemical engineering from the University of Notre Dame. He began his career at Auburn in 1994 as an assistant professor in the Department of Chemical Engineering and became department chair in 2003. He also served as the George E. and Dorothy Stafford Uthlout Professor of Chemical Engineering. He has a strong record of scholarly and academic achievement in nanotechnology and synthetic fuels.

Roberts has published close to 150 peer-reviewed journal articles and book chapters in leading chemical engineering, chemistry, materials and related journals and has given over 300 conference presentations, invited seminars and lectures. He has received 45 research grants and contracts from government agencies and corporations, such as the National Science Foundation, U.S. Department of Energy, U.S. Department of Defense, the USDA-Agriculture and Food Research Initiative and Boeing.

He has received numerous awards for his accomplishments and contributions to the field of engineering. Some of those recognitions include the University of Notre Dame's Graduate School Distinguished Alumnus Award in 2015; the University of Missouri's Chemical Engineering Academy of Distinguished Alumni in 2014; and the National Organization of Black Chemists and Chemical Engineers President's Award for Fostering Minority Engagement in 2012 and the SEC Academic Consortium Faculty Achievement Award in 2012.

He and his wife, Tracy, have two children and enjoy cheering on Auburn's national championship-winning Division I athletics programs.



# JOHN COHEN

Athletics Director



John Cohen, who has more than two decades of experience as a coach and administrator in the Southeastern Conference, was named the 16th Director of Athletics at Auburn University on Oct. 31, 2022. Cohen spent the previous 14 years at Mississippi State in various capacities, most recently as the athletic director from 2016-22.

Cohen hit the ground running in his role as Auburn's athletic director as he immediately conducted an extensive search for a new head football coach and ultimately named Hugh Freeze to the role on Nov. 28, 2022, less than a month after Cohen arrived on the Plains.

Throughout Cohen's first eight months at Auburn, 18 of 21 programs advanced to their respective national tournaments, highlighted by equestrian's national runner-up finish, women's tennis' second straight super regional appearance and volleyball's first NCAA Tournament win since 2010. Men's basketball advanced to the second round of the NCAA Tournament for the third time in the last four postseasons, and baseball hosted back-to-back regionals for the first time in program history.

Also notably, Cohen played a major role in determining the final details of Plainsman Park's \$30 million expansion and renovation project, which began in July 2023.

A nationally respected leader within intercollegiate athletics, Cohen served as chair of the prestigious 10-member NCAA Division I Baseball Committee in 2023, completing a four-year term on the committee.

Cohen's career in college athletics began as a baseball player at Mississippi State before entering the coaching ranks for 25 years. A two-time SEC Coach of the Year, he was named MSU's director of athletics on November 4, 2016, and led the Bulldog program to record-breaking success athletically, academically and in capital project campaigns.

Athletically, Cohen oversaw arguably the greatest era in Bulldog history, highlighted by a 2021 College World Series Championship – the school's first team national title in any sport. A total of five Bulldog programs turned in a program-best season with Cohen at the helm of the department, including softball (2022), baseball (2021), volleyball (2021), soccer (2018) and women's basketball (2017, 2018).

After beginning his stint as the head baseball coach at MSU in July 2008, Cohen's official role in administration began in 2016 when he assumed the role of associate athletic director in addition to head baseball coach.

As the head coach at MSU, Cohen led the Bulldogs to the 2013 College World Series finals, a SEC regular season championship and a SEC Tournament title. In the classroom, 133 of his players were named to the SEC Academic Honor Roll, including three straight SEC Scholar-Athlete of the Year winners from 2013-15.

As a baseball player for the Bulldogs, Cohen was a key member of the 1989 SEC Champion and 1990 College World Series teams. He graduated from MSU with a degree in English and earned a master's degree in sports management from Missouri.

Prior to becoming the head coach at MSU, Cohen's coaching career included assistant coaching stops at Missouri (1992-97) and Florida (2002-03) and head coaching stops at Northwestern State (1998-2001) and Kentucky (2004-08).

Along with winning 284 games as a head coach at MSU, 138 of Cohen's players were selected in the Major League Baseball Draft, and numerous assistants, including Auburn's Butch Thompson, are now or have been SEC head coaches.

Cohen is one of just two individuals who have played, coached and later served as director of athletics for a program participating in the College World Series. He is the only coach in SEC history to win a SEC championship, SEC Tournament title, and advance to the College World Series both as a player and head coach.



## RICH MCGLYNN

Executive Deputy AD

In his 18th year at Auburn, Rich McGlynn was elevated to Executive Deputy Athletics Director in November of 2022 after serving as Interim Athletics Director in the fall of 2022. In his role as Executive Deputy AD, McGlynn oversees the day-to-day operations of the department.

Auburn's Executive Associate Athletic Director prior to his appointment, McGlynn is best known for his leadership in compliance but has been involved in virtually every aspect of Auburn Athletics during his tenure.

He most recently served as sport administrator for men's basketball, equestrian and swimming and diving, overseeing programs that won multiple Southeastern Conference championships, including the 2019 Final Four men's basketball team. Academically, the men's basketball program earned an impressive 1,000 Academic Progress Rates for four consecutive years under McGlynn's supervision.

Since McGlynn took control of the six-time national champion equestrian program in Fall 2019, the Tigers claimed three consecutive SEC titles and posted a perfect APR score in the 2020-21 scoring period.

McGlynn has been instrumental in assisting his programs raise millions of dollars for various enhancement projects, including continual upgrades to Neville Arena while helping make it one of the best gameday atmospheres in college basketball. The Auburn Equestrian facility has seen vast improvements under McGlynn, including a new barn and locker room.

While at Auburn, McGlynn has served as the sport administrator for football, women's basketball, men's and women's tennis, track and field and cross country. He was with football in 2013 when the team swept rivals Georgia and Alabama, won the SEC championship and played in the BCS title game.

Other areas of the athletic department McGlynn has overseen since he first arrived at Auburn in June 2006 include academics, facilities, ticketing, equipment, strength and conditioning, and compliance.

McGlynn has served as Auburn Athletics' liaison with the Auburn University president, faculty athletics representative, general counsel, outside counsel, housing, admission, financial aid, dining, parking, contracts, and admissions. He's also represented Auburn Athletics in numerous University search committees, including general counsel, registrar and vice president for enrollment.

A respected industry leader, McGlynn has presented at numerous national conventions, including the National Association of Collegiate Directors of Athletics (NACDA) convention.

Prior to arriving at Auburn, McGlynn worked at the NCAA as the Associate Director of Membership Services. He was at the NCAA from 2001-06 and also held the roles of Assistant Director of Membership Services and Student-Athletes Reinstatement Representative within the Enforcement Services arm.

From 2000-01, McGlynn was Commissioner of the Central Atlantic Collegiate Conference and was a legal specialist for the New Jersey General Assembly Majority Office. He also served as a legal specialist to the Office of Counsel to the Governor to the State of New Jersey (1999-00).


McGlynn graduated from Florida Southern in 1993 with a Bachelor of Science in Business Administration and received his Juris Doctorate from the Seton Hall University School of Law in 1999.

A native of Point Pleasant Beach, New Jersey, McGlynn is married to Kristen and has four children: Liam, Aidan, Cade and Keegan, who have either attended or are currently attending Auburn University.

## DJENANE PAUL

Deputy AD / SWA

---



Djenane Paul (pronounced Jen-ann) is in her second year as Deputy Athletic Director/Senior Woman Administrator at Auburn. She is the sport administrator for men's and women's basketball and gymnastics.

Prior to The Plains, Paul served as an administrator at Fordham University as its Deputy Athletic Director for Student-Athlete Welfare and Competitive Excellence/SWA since October of 2021.

She served as the Rams' Senior Associate Athletic Director/Senior Woman Administrator upon her arrival at the school in August of 2016. Prior to joining Fordham, Paul was at Virginia Commonwealth University as its Assistant Athletic Director for Compliance and Student Services.

During her tenure at Fordham, Paul was a member of the senior leadership team and was responsible for assisting the overall internal management and supervision of the Department of Athletics. She served as the sport administrator for multiple sports, including men's basketball, softball, volleyball and track and field, while also having oversight of the department's compliance, sports medicine, strength and conditioning and student-athlete behavioral health services and nutrition services units. Among Paul's numerous other duties, she was the Deputy Title IX Coordinator and athletics liaison with many departments on campus.

Paul, who had been at VCU since 2014, was responsible for overseeing the development, implementation and management of a comprehensive athletics compliance program, including the development of policies and procedures to ensure the Rams compliance with applicable NCAA and Atlantic 10 rules and regulations. She also managed the Director of Compliance and the Compliance Coordinator.

In 2014-2015, Paul was the Director of Compliance at VCU. She assisted in the coordination and maintenance of the compliance program and helped establish, implement, monitor and enforce policies and procedures and assisted in monitoring and certifying financial aid.

No stranger to Fordham, Paul served as the Compliance Coordinator there in 2013-14 where she assisted in overseeing all compliance matters related to playing and practice seasons, recruiting and initial eligibility for all new and transferring student-athletes, along with financial aid. Paul also aided in completing the Academic Progress Report for Fordham as well as in conducting NCAA rules education for student-athletes, coaches and institutional faculty and staff.

A 2009 graduate of Stony Brook University with a degree in Psychology, Paul also earned a master's degree from the school in 2010 in Public Policy. As an undergraduate, she served as an Assistant Director of Football Operations for the Seawolves from 2007-09. In 2009-10, Paul was a graduate assistant with the Stony Brook football team, coordinating activities related to official and unofficial visits, organizing databases of prospective student-athlete profiles and briefing student-athletes on issues associated within NCAA regulations.

Paul received a Juris Doctorate from the Florida A&M University College of Law in 2013. She spent 2012-13 at the Marquette University Law School where she served as a student worker for the National Sports Law Institute. She will graduate with her MBA from Fordham University's Gabelli School of Business Executive MBA program in May 2022.



# 2022-23 OVERALL STATISTICS

## Game Records

Record	Overall	Home	Away	Neutral
ALL GAMES	21-13	14-2	4-8	3-3
CONFERENCE	10-8	7-2	3-6	0-0
NON-CONFERENCE	11-5	7-0	1-2	3-3

## Score by Periods

Team	1st	2nd	OT	TOT
Auburn	1130	1334	10	2474
Opponents	1033	1254	15	2302

## Team Box Score

No.	Player	Total					3-Point		F-Throw		Rebounds				PF				STL				PTS				AVG
		GP-GS	MIN	AVG	FG-FGA	FG%	3FG-3FGA	3FG%	FT-FTA	FT%	OFF	DEF	TOT	AVG	PF	DQ	A	TO	BLK	STL	PTS	AVG					
4	BROOME, Johni	33-33	874:37	26.5	194-368	.527	9-31	.290	70-125	.560	96	181	277	8.4	99	4	44	57	78	29	467	14.2					
1	GREEN JR., Wendell	34-34	958:29	28.2	132-363	.364	43-146	.295	160-190	.842	12	98	110	3.2	67	1	140	92	1	58	467	13.7					
2	WILLIAMS, Jaylin	33-33	918:16	27.8	136-292	.466	40-113	.354	56-73	.767	41	113	154	4.7	78	2	74	39	25	35	368	11.2					
22	FLANIGAN, Allen	34-19	917:15	27.0	117-265	.442	36-108	.333	72-95	.758	29	140	169	5.0	70	2	50	60	8	28	342	10.1					
0	JOHNSON, K.D.	33-0	722:12	21.9	90-236	.381	36-108	.333	77-111	.694	15	48	63	1.9	76	0	43	50	1	36	293	8.9					
44	CARDWELL, Dylan	32-1	427:51	13.4	56-75	.747	0-1	.000	7-22	.318	54	66	120	3.8	64	0	35	20	43	9	119	3.7					
5	MOORE, Chris	31-16	448:27	14.5	37-75	.493	9-22	.409	25-35	.714	36	30	66	2.1	47	0	19	21	9	15	108	3.5					
12	JASPER, Zep	34-34	612:03	18.0	33-100	.330	19-67	.284	10-15	.667	9	21	30	0.9	56	2	15	9	1	15	95	2.8					
3	DONALDSON, Tre	32-0	336:34	10.5	28-73	.384	13-32	.406	11-20	.550	3	43	46	1.4	32	1	39	19	1	21	80	2.5					
10	WESTRY, Chance	11-0	104:53	9.5	12-38	.316	0-14	.000	3-7	.429	4	4	8	0.7	17	0	11	9	2	8	27	2.5					
24	BERMAN, Lior	25-0	235:30	9.4	20-49	.408	11-31	.355	3-5	.600	12	17	29	1.2	31	0	3	8	0	8	54	2.2					
21	TRAORE, Yohan	25-0	246:51	9.9	20-50	.400	5-26	.192	8-23	.348	15	20	35	1.4	17	0	6	11	2	0	53	2.1					
23	AKINGBOLA, Babatunde	4-0	14:56	3.7	0-5	.000	0-1	.000	1-2	.500	2	0	2	0.5	1	0	0	0	1	1	1	0.3					
55	HARPER, Jalen	2-0	00:55	0.5	0-0	.000	0-0	.000	0-0	.000	0	0	0	0.0	0	0	0	0	0	0	0	0.0					
20	SOBERA, Carter	3-0	01:45	0.6	0-0	.000	0-0	.000	0-0	.000	0	0	0	0.0	0	0	0	0	0	0	0	0.0					
25	LEOPARD, Chandler	6-0	04:28	0.7	0-2	.000	0-1	.000	0-0	.000	1	0	1	0.2	0	0	0	0	0	0	0	0.0					
Team											67	54	121					19									
<b>Total</b>		<b>34</b>	<b>6825</b>		<b>875-1991</b>	<b>.439</b>	<b>221-701</b>	<b>.315</b>	<b>503-723</b>	<b>.696</b>	<b>396</b>	<b>835</b>	<b>1231</b>	<b>36.2</b>	<b>655</b>	<b>12</b>	<b>479</b>	<b>414</b>	<b>172</b>	<b>263</b>	<b>2474</b>	<b>72.8</b>					
<b>Opponents</b>		<b>34</b>	<b>6845</b>		<b>788-1935</b>	<b>.407</b>	<b>192-667</b>	<b>.288</b>	<b>534-752</b>	<b>.710</b>	<b>401</b>	<b>810</b>	<b>1211</b>	<b>35.6</b>	<b>610</b>	<b>14</b>	<b>380</b>	<b>442</b>	<b>118</b>	<b>238</b>	<b>2302</b>	<b>67.7</b>					

## Team Statistics

	AUB	OPP
<b>Scoring</b>	<b>2474</b>	<b>2302</b>
Points per game	72.8	67.7
Scoring margin	+5.1	-
<b>Field goals-att</b>	<b>875-1991</b>	<b>788-1935</b>
Field goal pct	.439	.407
<b>3 point fg-att</b>	<b>221-701</b>	<b>192-667</b>
3-point FG pct	.315	.288
3-pt FG made per game	6.5	5.6
<b>Free throws-att</b>	<b>503-723</b>	<b>534-752</b>
Free throw pct	.696	.710
F-Throws made per game	14.8	15.7
<b>Rebounds</b>	<b>1231</b>	<b>1211</b>
Rebounds per game	36.2	35.6
Rebounding margin	+0.6	-
<b>Assists</b>	<b>479</b>	<b>380</b>
Assists per game	14.1	11.2
<b>Turnovers</b>	<b>414</b>	<b>442</b>
Turnovers per game	12.2	13.0
Turnover margin	+0.8	-
Assist/turnover ratio	1.2	0.9
<b>Steals</b>	<b>263</b>	<b>238</b>
Steals per game	7.7	7.0
<b>Blocks</b>	<b>172</b>	<b>118</b>
Blocks per game	5.1	3.5
<b>Winning streak</b>	<b>0</b>	<b>-</b>
Home win streak	3	-
<b>Attendance</b>	<b>145936</b>	<b>146138</b>
Home games-Avg/Game	16-9121	12-12178
Neutral site-Avg/Game	-	6-6607

## Team Results

Date	Opponent	Score	Att.
11/07/2022	George Mason	W 70-52	9121
11/11/2022	South Fla.	W 67-59	9121
11/15/2022	Winthrop	W 89-65	9121
11/18/2022	Texas Southern	W 72-56	9121
11/22/2022	vs Bradley	W 85-64	951
11/23/2022	vs Northwestern	W 43-42	1156
11/27/2022	Saint Louis	W 65-60	9121
12/02/2022	Colgate	W 93-66	9121
12/10/2022	vs Memphis	L 73-82	7795
12/14/2022	Georgia St.	W 72-64	9121
12/18/2022	at Southern California	L 71-74	4517
12/21/2022	at Washington	W 84-61	8502
12/28/2022	Florida	W 61-58	9121
01/04/2023	at Georgia	L 64-76	10232
01/07/2023	Arkansas	W 72-59	9121
01/10/2023	at Ole Miss	W 82-73	5973
01/14/2023	Mississippi St.	W 69-63	9121
01/18/2023	at LSU	W 67-49	9967
01/21/2023	at South Carolina	W 81-66	13048
01/25/2023	Texas A&M	L 63-79	9121
01/28/2023	at West Virginia	L 77-80	14116
02/01/2023	Georgia	W 94-73	9121
02/04/2023	at Tennessee	L 43-46	21678
02/07/2023	at Texas A&M	L 78-83	10248
02/11/2023	Alabama	L 69-77	9121
02/14/2023	Missouri	W 89-56	9121
02/18/2023	at Vanderbilt	L 65-67	14030
02/22/2023	Ole Miss	W 78-74	9121
02/25/2023	at Kentucky	L 54-86	20353
03/01/2023	at Alabama	Lot 85-90	13474
03/04/2023	Tennessee	W 79-70	9121
03/09/2023	vs Arkansas	L 73-76	14583
03/16/2023	vs Iowa	W 83-75	15154
03/18/2023	vs Houston	L 64-81	0



# 2022-23 CONFERENCE ONLY STATISTICS

#WAREAGLE

2023-24 AUBURN MEN'S BASKETBALL



## Game Records

Record	Overall	Home	Away	Neutral
ALL GAMES	10-8	7-2	3-6	0-0
CONFERENCE	10-8	7-2	3-6	0-0
NON-CONFERENCE	0-0	0-0	0-0	0-0

## Score by Periods

Team	1st	2nd	OT	TOT
Auburn	599	684	10	1293
Opponents	543	687	15	1245

## Team Box Score

No.	Player	Total			3-Point			F-Throw		Rebounds												
		GP-GS	MIN	AVG	FG-FGA	FG%	3FG-3FGA	3FG%	FT-FTA	FT%	OFF	DEF	TOT	AVG	PF	DQ	A	TO	BLK	STL	PTS	AVG
1	GREEN JR., Wendell	18-18	542:16	30.1	77-213	.362	25-82	.305	93-111	.838	10	50	60	3.3	35	0	80	42	0	39	272	15.1
4	BROOME, Johni	18-18	498:21	27.7	113-211	.536	7-22	.318	39-59	.661	54	101	155	8.6	56	2	26	32	39	14	272	15.1
2	WILLIAMS, Jaylin	18-18	526:25	29.2	78-170	.459	24-70	.343	29-35	.829	22	60	82	4.6	47	2	47	23	13	17	209	11.6
22	FLANIGAN, Allen	18-14	508:06	28.2	70-154	.455	21-57	.368	41-50	.820	13	76	89	4.9	39	2	24	28	2	17	202	11.2
0	JOHNSON, K.D.	18-0	387:40	21.5	42-116	.362	18-50	.360	33-54	.611	9	26	35	1.9	36	0	20	22	0	17	135	7.5
12	JASPER, Zep	18-18	329:53	18.3	16-50	.320	11-37	.297	7-9	.778	5	13	18	1.0	32	2	11	5	1	8	50	2.8
44	CARDWELL, Dylan	16-0	192:33	12.0	22-36	.611	0-1	.000	0-9	.000	26	27	53	3.3	33	0	16	11	14	2	44	2.8
24	BERMAN, Lior	16-0	167:36	10.5	16-36	.444	8-22	.364	3-5	.600	11	13	24	1.5	23	0	2	7	0	4	43	2.7
5	MOORE, Chris	15-4	203:38	13.6	11-26	.423	1-9	.111	5-9	.556	15	13	28	1.9	21	0	11	11	4	5	28	1.9
3	DONALDSON, Tre	18-0	186:31	10.4	9-34	.265	4-15	.267	4-6	.667	0	20	20	1.1	14	0	17	9	0	9	26	1.4
21	TRAORE, Yohan	11-0	77:18	7.0	5-16	.313	2-10	.200	0-2	.000	3	6	9	0.8	8	0	2	4	1	0	12	1.1
20	SOBERA, Carter	1-0	00:50	0.8	0-0	.000	0-0	.000	0-0	.000	0	0	0	0.0	0	0	0	0	0	0	0	0.0
25	LEOPARD, Chandler	3-0	02:58	1.0	0-2	.000	0-1	.000	0-0	.000	1	0	1	0.3	0	0	0	0	0	0	0	0.0
10	WESTRY, Chance	1-0	00:55	0.9	0-0	.000	0-0	.000	0-0	.000	0	0	0	0.0	1	0	0	0	0	0	0	0.0
Team											37	30	67				13					
<b>Total</b>		<b>18</b>	<b>3625</b>		<b>459-1064</b>	<b>.431</b>	<b>121-376</b>	<b>.322</b>	<b>254-349</b>	<b>.728</b>	<b>206</b>	<b>435</b>	<b>641</b>	<b>35.6</b>	<b>345</b>	<b>8</b>	<b>256</b>	<b>207</b>	<b>74</b>	<b>132</b>	<b>1293</b>	<b>71.8</b>
<b>Opponents</b>		<b>18</b>	<b>3645</b>		<b>410-1002</b>	<b>.409</b>	<b>108-373</b>	<b>.290</b>	<b>317-434</b>	<b>.730</b>	<b>206</b>	<b>444</b>	<b>650</b>	<b>36.1</b>	<b>314</b>	<b>4</b>	<b>208</b>	<b>221</b>	<b>66</b>	<b>122</b>	<b>1245</b>	<b>69.2</b>

## Team Statistics

	AUB	OPP
<b>Scoring</b>	<b>1293</b>	<b>1245</b>
Points per game	71.8	69.2
Scoring margin	+2.7	-
<b>Field goals-att</b>	<b>459-1064</b>	<b>410-1002</b>
Field goal pct	.431	.409
<b>3 point fg-att</b>	<b>121-376</b>	<b>108-373</b>
3-point FG pct	.322	.290
3-pt FG made per game	6.7	6.0
<b>Free throws-att</b>	<b>254-349</b>	<b>317-434</b>
Free throw pct	.728	.730
F-Throws made per game	14.1	17.6
<b>Rebounds</b>	<b>641</b>	<b>650</b>
Rebounds per game	35.6	36.1
Rebounding margin	-0.5	-
<b>Assists</b>	<b>256</b>	<b>208</b>
Assists per game	14.2	11.6
<b>Turnovers</b>	<b>207</b>	<b>221</b>
Turnovers per game	11.5	12.3
Turnover margin	+0.8	-
Assist/turnover ratio	1.2	0.9
<b>Steals</b>	<b>132</b>	<b>122</b>
Steals per game	7.3	6.8
<b>Blocks</b>	<b>74</b>	<b>66</b>
Blocks per game	4.1	3.7
<b>Winning streak</b>	<b>1</b>	<b>-</b>
Home win streak	3	-
<b>Attendance</b>	<b>82089</b>	<b>119003</b>
Home games-Avg/Game	9-9121	9-13223
Neutral site-Avg/Game	-	0-0

## Team Results

Date	Opponent	Score	Att.
12/28/2022	Florida	W 61-58	9121
01/04/2023	at Georgia	L 64-76	10232
01/07/2023	Arkansas	W 72-59	9121
01/10/2023	at Ole Miss	W 82-73	5973
01/14/2023	Mississippi St.	W 69-63	9121
01/18/2023	at LSU	W 67-49	9967
01/21/2023	at South Carolina	W 81-66	13048
01/25/2023	Texas A&M	L 63-79	9121
02/01/2023	Georgia	W 94-73	9121
02/04/2023	at Tennessee	L 43-46	21678
02/07/2023	at Texas A&M	L 78-83	10248
02/11/2023	Alabama	L 69-77	9121
02/14/2023	Missouri	W 89-56	9121
02/18/2023	at Vanderbilt	L 65-67	14030
02/22/2023	Ole Miss	W 78-74	9121
02/25/2023	at Kentucky	L 54-86	20353
03/01/2023	at Alabama	Lot 85-90	13474
03/04/2023	Tennessee	W 79-70	9121

# NEVILLE ARENA

Auburn formally dedicated Neville Arena on March 4, 2022, in gratitude of the single largest gift in Auburn Athletics history.

Neville Arena, opened in 2010 with a seating capacity of **9,121**, is named after **Bill and Connie Neville**, members of the Pat Dye Society, Tigers Unlimited's highest level of giving. It is home to the most passionate college basketball fans in the country.

Neville Arena replaced the old Beard-Eaves Memorial Coliseum as home of Auburn Basketball for the 2010-11 season.

The furthest seat in Neville Arena is just 43 feet away from the court. A full two-thirds of the seats in the facility are less than 27 feet in elevation from courtside. Auburn students have their own entrance, lobby and concessions area at Neville Arena to service 1,500 floor-level seats.

Neville Arena features a team store, six concession stands, three elevators, family restrooms and customer service kiosks on all seating levels. For special events, 12,000 square feet of banquet space, including tailgate and super suites, is available.

For the teams, Neville Arena offers an office suite for the coaches, locker rooms and a 13,970-square foot practice facility and weight room.

Auburn's Jonathan B. Lovelace Hall of Honor is located on the concourse at the main entrance. Fans who visit the Lovelace Hall of Honor at Neville Arena take an interactive walk through Auburn Athletics' history.



# THIS IS OUR HOUSE.



**Neville Arena and The Jungle has become one of the toughest home court atmospheres in all of college basketball and in the SEC.** Season tickets continue to sell out every year under head coach Bruce Pearl and a ticket is tough to come by, as the Tigers have sold out every home game since the end of the 2019-20 season. Auburn has also won 88 percent of its home games in that stretch versus non-conference and conference opponents combined. Last season, the Tigers led the nation with the third-longest home-court win streak (28 games) in program history.

# RECORD BOOK - INDIVIDUAL

## POINTS

### GAME

**Overall:** 60, John Mengelt vs. Alabama, Feb. 14, 1970, at Auburn, Ala.  
**Home Court:** 60, John Mengelt vs. Alabama, Feb. 14, 1970  
**Opponent's Court:**  
 42, John Mengelt vs. Kentucky, Feb. 3, 1969, at Lexington, Ky.  
**First Half:**  
 30, John Mengelt vs. Alabama, Feb. 14, 1970, at Auburn, Ala.  
**Second Half:**  
 34, Wesley Person vs. UAB, Dec. 16, 1993, at Auburn, Ala.  
**Losing Effort:** 44, Keenan Carpenter vs. LSU, Feb. 8, 1989, at Auburn, Ala.; Wesley Person vs. UAB, Dec. 16, 1993, at Auburn, Ala.  
**By Opponent:**  
 55, Pete Maravich, LSU, Jan. 3, 1968, at Baton Rouge, La.

### SEASON

**Overall:** 747, Chuck Person, 1984-85  
**Average:** 28.4, John Mengelt, 1970-71  
**Freshman:** 576, Jabari Smith, 2021-22  
**Sophomore:** 593, Chuck Person, 1983-84  
**Junior:** 747, Chuck Person, 1984-85  
**Senior:** 738, John Mengelt, 1970-71  
**Double-Figure Scoring Games:**  
 34, Chuck Person, 1984-85; Marquis Daniels, 2002-03  
**20-Point Games:** 23, Chuck Person, 1985-86  
**Consecutive 20-Point Games:** 10, John Mengelt, 1969-70  
**30-Point Games:** 12, John Mengelt, 1970-71  
**40-Point Games:** 4, John Mengelt, 1969-70

### CAREER

**Overall:** 2311, Chuck Person, 1982-86  
**Average:** 24.8, John Mengelt, 1968-71  
**Double-Figure Scoring Games:** 108, Chuck Person, 1982-86  
**Consecutive Double-Figure Scoring Games:**  
 68, Chuck Person (last 3 in 1982-83, all 31 in 1983-84, all 34 in 1984-85)  
**20-Point Games:** 63, Chuck Person, 1982-86  
**30-Point Games:** 22, John Mengelt, 1968-71  
**40-Point Games:** 8, John Mengelt, 1968-71



John Mengelt

## FIELD GOALS

### GAME

**Made:** 23, John Mengelt vs. Alabama, Feb. 14, 1970, at Auburn, Ala.  
**Attempted:** 44, John Mengelt vs. Alabama, Feb. 14, 1970, at Auburn, Ala.  
**Percentage (10 Minimum):** 1.000, Charles Barkley, 10 for 10, vs. Georgia, Jan. 22, 1983, at Auburn, Ala.  
**3-Pointers Made:**  
 10, Lance Weems vs. Arkansas, Jan. 6, 1996, at Auburn, Ala.  
**3-Pointers Attempted:** 19, Lance Weems vs. Arkansas, Jan. 6, 1996, at Auburn, Ala.  
**3-Point Percentage (5 Min.):** 1.000, John Caylor (5-5) vs. Florida, Feb. 6, 1988, at Gainesville, Fla.; Jay Heard (5-5) vs. SE Louisiana, Nov. 3, 1998, at Auburn, Ala.; Troy Gaines (5-5) at LSU, Feb. 26, 2003, at Baton Rouge, La.

### SEASON

**Made:** 334, Chuck Person, 1984-85  
**Attempted:** 614, Chuck Person, 1984-85  
**Percentage (100 FG Made Min.):** .644, Charles Barkley, 1982-83  
**3-Pointers Made:** 141, Bryce Brown, 2018-19  
**3-Pointers Attempted:** 344, Bryce Brown, 2018-19  
**3-Point Percentage (1 made/game):** .511, Ronnie Battle, 1991-92

### CAREER

**Made:** 1017, Chuck Person, 1982-86  
**Attempted:** 1899, Chuck Person, 1982-86  
**Percentage:** .626, Charles Barkley, 1981-84  
**3-Pointers Made:** 382, Bryce Brown, 2015-19  
**3-Pointers Attempted:** 975, Bryce Brown, 2015-19  
**3-Point Percentage:** .441, Wesley Person, 1990-94

## FREE THROWS

### GAME

**Made:** 18, Sharife Cooper vs. Missouri, Jan. 26, 2021, at Auburn, Ala.  
**Attempted:** 21, Sharife Cooper vs. Missouri, Jan. 26, 2021, at Auburn, Ala.; Ray Groover vs. Florida State, Dec. 10, 1960, at Auburn, Ala.; Bryant Smith vs. Georgia, Jan. 3, 1998, at Auburn, Ala.  
**Consecutive Made:** 15, Eddie Johnson vs. Mississippi State, Jan. 20, 1975, at Auburn, Ala.  
**Percentage (15 Minimum):** 1.000, Eddie Johnson vs. Mississippi State, 15-of-15, Jan. 20, 1975, at Auburn, Ala.

### SEASON

**Made:** 208, John Mengelt, 1970-71  
**Attempted:** 268, Chris Denson, 2013-14  
**Consecutive Made:** 34, Wendell Green Jr., 2/22/23-3/16/23; 27, Danjel Purifoy, 11/23/2016-12/18/2016; 27, Frankie Sullivan, 2009-10 (to start season);  
**Percentage:** .879, Eddie Johnson, 1974-75; Danjel Purifoy, 2016-17

### CAREER

**Made:** 496, John Mengelt, 1968-71  
**Attempted:** 619, John Mengelt, 1968-71  
**Percentage:** .843, Wendell Green Jr., 2021-23

## REBOUNDS

### GAME

**Overall:** 27, Rex Frederick vs. SMU, Dec. 19, 1957, at Dallas, Texas  
**Offensive:** 11, Kelvin Ardister vs. Tennessee, Jan. 4, 1989, at Auburn, Ala.;  
Brandon Robinson vs. Arkansas, Jan. 5, 2002, at Auburn, Ala.

### SEASON

**Overall:** 347, Korvotney Barber, 2008-09  
**Offensive:** 133, Korvotney Barber, 2008-09  
**Average:** 15.3, Rex Frederick, 1956-57

### CAREER

**Overall:** 996, Mike Mitchell, 1974-78  
**Average:** 14.3, Rex Frederick, 1956-59

## ASSISTS

### GAME

16, J'Von McCormick vs. CSUN, Nov. 15, 2019, at Auburn, Ala.;  
15, Eddie Johnson vs. LSU, Jan. 3, 1976, at Baton Rouge, La.;  
14, Sharife Cooper vs. Ole Miss, Feb. 6, 2021, at Auburn, Ala.;  
14, Jared Harper vs. Vanderbilt, Feb. 3, 2018, at Auburn, Ala.

### SEASON

231, Jared Harper, 2018-19

### CAREER

624, Gerald White, 1983-87

## BLOCKS

### GAME

13, Kyle Davis vs. Miami (Fla.) in the NIT, March 14, 2001, at Auburn, Ala.  
12, Walker Kessler vs. Texas A&M, Feb. 12, 2022, at Auburn, Ala.

### SEASON

155, Walker Kessler, 2021-22

### CAREER

288, Kyle Davis, 2000-2004

## STEALS

### GAME

8, Derrick Dennison vs. Michigan State,  
Nov. 24, 1989, at Anchorage, Alaska  
8, DeWayne Reed vs. George Washington,  
Dec. 2, 2007, at Washington, D.C.

### SEASON

78, Marquis Daniels, 2002-03

### CAREER

210, Quantez Robertson, 2005-2009; DeWayne Reed, 2006-10

## DUNKS

### GAME

7, Aaron Swinson vs. Troy State, Dec. 11, 1991, at Auburn, Ala.;  
7, Chris Morris vs. Vanderbilt, Jan. 17, 1987, at Nashville, Tenn.

### SEASON

62, Aaron Swinson, 1992-93

### CAREER

175, Aaron Swinson, 1991-94



Korvotney Barber

## GAMES PLAYED

### SEASON

40, Bryce Brown, Samir Doughty, Jared Harper, Anfernee McLemore,  
Horace Spencer, 2018-19

### CAREER

131, Bryce Brown, 2015-19

## CONSECUTIVE STARTS

### CAREER

127, Frank Ford, 1983-87

## MINUTES PLAYED

### GAME

55, Rich Valavicius vs. Georgia, March 1, 1979,  
at Birmingham, Ala. (SEC Tournament)

### SEASON

1316, Jared Harper, 2018-19 (40 games);  
1283, Bryce Brown, 2018-19 (40 games)

### CAREER

4374, Frank Ford, 1983-87 (129 games)

## WALK-ON GAMES STARTED

### SEASON

26, Josh Wallace, 2010-11

### CAREER

39, Josh Wallace, 2009-12

# RECORD BOOK - TEAM

## POINTS

### GAME

**Overall:** 141 vs. Troy, Dec. 11, 1991, at Auburn, Ala.  
**Home Court:** 141 vs. Troy, Dec. 11, 1991, at Auburn, Ala.  
**Opponent's Court:** 109 vs. VCU, Dec. 16, 1976, at Richmond, Va.;  
 vs. American-Puerto Rico, Dec. 20, 1999, at San Juan, Puerto Rico  
**Neutral Court:** 120 v. South Alabama, Nov. 27, 1987, at Birmingham, Ala.  
**First Half:** 78 vs. Troy, 78-54, Dec. 11, 1991, at Auburn, Ala.  
**Second Half:** 73 vs. Troy, 73-48, Dec. 9, 1993, at Auburn, Ala.;  
 72 vs. Northwestern State, 72-44, Nov. 27, 2015, at Auburn, Ala.  
**Losing Effort:**  
 109 vs. UConn, 109-115 (2OT), Nov. 24, 2021, at Paradise Island, Bahamas  
 By Opponent: 119, Kentucky, 76-119, Feb. 10, 1975, at Lexington, Ky.  
**Both Teams:** 257, vs. Troy, 141-116, Dec. 11, 1991, at Auburn, Ala.

### SEASON

**Auburn:** 3188, 2018-19 (40 games)  
**Average:** 86.6, 1991-92  
**Scoring Margin:** +19.6, 1998-99  
**By Opponents:** 2750, 2018-19 (40 games)

## FIELD GOALS

### GAME

**Made:** 55 vs. Troy, Dec. 11, 1991, at Auburn, Ala.  
**Attempted:** 100 vs. Western Carolina, Dec. 4, 1973, at Auburn, Ala.  
**Percentage:** .711 vs. LSU, 27 of 38, Feb. 18, 1961, at Auburn, Ala.  
**3-Pointers Made:**  
 21 vs. Coastal Carolina, 21-of-42, Dec. 15, 2016, at Auburn, Ala.  
**3PT Attempted:** 44 vs. LSU, 18-of-44, Feb. 8, 2020, at Auburn, Ala.  
**3PT Percentage:**  
 .857 vs. Alabama State, 6-of-7, Dec. 11, 1989, at Auburn, Ala.

### SEASON

**Made:** 1097, 2018-19 (40 games)  
**Attempted:** 2439, 2018-19 (40 games)  
**Percentage:** .521, 532 of 1022, 1959-60  
**3-Pointers Made:** 454, 2018-19 (SEC record)  
**3-Pointers Attempted:** 1204, 2018-19  
**3-Point Percentage:** .452, 182 of 403, 1991-92

## FREE THROWS

### GAME

**Made:** 39 vs. Mississippi State, Jan. 3, 1959, at Auburn, Ala.  
**Attempted:** 52 vs. Vanderbilt, Feb. 6, 1954, at Auburn, Ala.  
**Percentage (25 attempts):**  
 .964 vs. Alabama, 27 of 28, Dec. 19, 1959, at Birmingham, Ala.  
**Percentage (10 attempts):**  
 1.000 vs. Alabama, 11 of 11, Feb. 18, 1995, at Auburn, Ala.

### SEASON

**Made:** 647, 2017-18  
**Attempted:** 910, 2014-15  
**Percentage:** .792, 476 of 601, 1965-66

## REBOUNDS

### GAME

**Made:** 79 vs. Jacksonville State, Dec. 3, 1957, at Auburn, Ala.

### SEASON

**Made:** 1452, 1998-99  
**Average:** 52.8, 1957-58

## FOULS

### GAME

34 vs. Vanderbilt, Feb. 20, 1990, at Nashville, Tenn.

### SEASON

734, 2018-19 (40 games)

## ASSISTS

### GAME

33 vs. Troy, Dec. 11, 1991, at Auburn, Ala.;  
 33 vs. LSU, Feb. 12, 1994, at Auburn, Ala.

### SEASON

572, 2018-19 (40 games)

## TURNOVERS

### GAME

**Most Committed:** 35 vs. Georgia Tech, Feb. 27, 1974, at Auburn, Ala.  
**Fewest Committed:** 3 vs. Georgia, Jan. 19, 1970, at Athens, Ga.;  
 at Mississippi State, Feb. 4, 2012, at Starkville, Miss.

### SEASON

**Most Committed:** 551, 1995-96 (32 games)  
**Fewest Committed:** 363, 2013-14 (30 games)  
**Fewest Committed (Avg.):** 11.7 per game, 2018-19 (466 in 40 games)

## BLOCKS

### GAME

17 vs. Nicholls State, Nov. 25, 2011, at Auburn, Ala.  
 (one shy of SEC record, 18 by Arkansas in 1996 and Kentucky in 2011);  
 15 vs. Jacksonville State, Dec. 16, 1998, at Auburn, Ala.;  
 15 vs. Miami (Fla.) in the NIT, March 14, 2001, at Auburn, Ala.

### SEASON

272, 2021-22 (34 games)

## STEALS

### GAME

21 vs. Louisiana-Monroe, Dec. 6, 2008, at Auburn, Ala.

### SEASON

369, 2018-19 (40 games)

## ATTENDANCE

### One Game:

72,711 vs. Virginia at U.S. Bank Stadium, April 6, 2019 (NCAA Final Four);  
34,076 vs. Indiana, Hoosier Dome, March 14, 1987 (NCAA 2nd Round)

### Season Total:

498,043, 2018-19, 40 games (12,451 avg.);  
414,189, 1999-00, 34 games (12,182 avg.);  
401,152, 1998-99, 33 games (12,156 avg.)

### Season Home:

173,249, 2000-01, 17 games (10,191 avg.) - season tickets sold out;  
157,500, 1999-00, 15 games (10,500 avg.) - season tickets sold out;  
150,721, 2019-20, 17 games (8,866 avg.) - season tickets sold out;  
145,936, 2022-23, 16 games (9,121 avg.) - season tickets sold out;  
145,936, 2021-22, 16 games (9,121 avg.) - season tickets sold out;  
138,650, 2018-19, 17 games (8,156 avg.) - season tickets sold out;  
133,033, 2014-15, 17 games (7,825 avg.) - season tickets sold out;  
131,537, 2017-18, 16 games (8,221 avg.) - season tickets sold out;  
126,483, 2010-11, 20 games (6,324 avg.);  
123,881, 1998-99, 15 games (8,259 avg.);  
123,244, 2015-16, 15 games (8,216 avg.) - season tickets sold out;  
117,490, 2016-17, 15 games (7,833 avg.) - season tickets sold out;  
110,534, 2011-12, 17 games (6,502 avg.);  
100,291, 1992-93, 12 games (8,358 avg.)

### Average Home:

10,500, 1999-00, 15 games - season tickets sold out;  
10,191, 2000-01, 17 games - season tickets sold out;  
9,121, 2022-23, 16 games - season tickets sold out;  
9,121, 2021-22, 16 games - season tickets sold out;  
8,866, 2019-20, 17 games - season tickets sold out;  
8,820, 1975-76, 11 games;  
8,758, 1989-90, 11 games;  
8,358, 1992-93, 12 games;  
8,221, 2017-18, 16 games - season tickets sold out;  
8,216, 2015-16, 15 games - season tickets sold out;  
8,156, 2018-19, 17 games - season tickets sold out

### SEC Average Home:

10,500, 1999-00, 8 games (cap. 10,500);  
10,500, 2000-01, 8 games (cap. 10,500);  
10,419, 1998-99, 8 games (cap. 10,500);  
9,172, 1974-75, 9 games (cap. 12,500);  
9,121, 2022-23, 9 games (cap. 9,121);  
9,121, 2021-22, 9 games (cap. 9,121);  
9,044, 2019-20, 9 games (cap. 9,121);  
8,936, 2017-18, 9 games (cap. 9,121);  
8,374, 2018-19, 9 games (cap. 9,121)

## MISCELLANEOUS

### GAME

**Margin of Victory:** 79 vs. White's Business College, 92-13, 1927-28  
**Margin of SEC Victory:** 54 vs. Alabama, 94-40, Jan. 18, 1998  
**Margin of Defeat:** 80 vs. Georgia, 92-12, 1912-13 at Athens, Ga.

### SEASON

#### Most Wins:

30, 2018-19;  
29, 1998-99;  
28, 2021-22;  
26, 2017-18;  
25, 2019-20;  
24, 1999-00 and 2008-09;  
22, 1984-85, 1985-86 and 2002-03  
21, 2022-23  
20, 1927-28, 1958-59 and 1983-84

**Overall Win Streak:** 30, 1957-58; 11 games and 1958-59; 19 games

#### Home Win Streak:

36, 1957-61 (Jan. 26, 1957 to Jan. 7, 1961);  
30, 1997-00 (March 11, 1998 to March 1, 2000)  
28, 2021-23 (Feb. 27, 2021 to Jan. 14, 2023)

#### Most Losses:

23, 2012-13

#### Fewest Wins:

1, 1942-43 and 1929-30

#### Fewest Losses (Modern Era):

4, 1998-99

6, 2021-22



Neville Arena

# RECORD BOOK - SINGLE-GAME

## SCORING

Pts	Player	Opponent	AU-Opp	Date	Site
60	John Mengelt	Alabama	121-78	2/14/1970	H
48	John Mengelt	Vanderbilt	96-94	2/20/1971	H
47	John Mengelt	Ole Miss	91-77	12/13/1969	H
45	John Mengelt	NC State	91-85	12/5/1970	H
44	Wesley Person	UAB	85-89	12/16/1993	H
44	Keenan Carpenter	LSU	91-104	2/8/1989	H
43	Ronnie Battle	Georgia	89-84	2/1/1992	H
42	John Mengelt	Kentucky	93-105	2/3/1969	A
41	John Mengelt	Kentucky	83-84	2/2/1970	H
40	Chuck Person	Vanderbilt	79-65	3/1/1986	A
40	Mike Mitchell	Georgia	95-71	1/10/1977	A
40	John Mengelt	Georgia	79-58	1/4/1971	A
40	John Mengelt	Vanderbilt	74-92	2/21/1970	H
39	Chuck Person	Florida	81-78	2/6/1985	A
39	Eddie Johnson	Tennessee	78-83	1/19/1976	A
38	Toney Douglas*	Nicholls State	92-78	11/24/2004	H
38	Marquis Daniels	Troy State	94-66	12/22/2002	N
38	Mike Mitchell	LSU	95-101	2/20/1978	H
38	Eddie Johnson*	Florida	77-85	2/16/1974	A
38	John Mengelt	Kentucky	83-102	3/1/1971	H
38	Joe Newton	Tulane	87-73	2/15/1965	H
37	John Mengelt	Ole Miss	86-85	3/6/1971	H
37	John Mengelt	Georgia	84-85	1/20/1969	H
36	Lance Weems	Arkansas	101-76	1/6/1996	H
36	Derrick Dennison	Vanderbilt	87-74	2/20/1990	A
36	Chris Morris	Bradley	90-86	3/17/1988	N
36	Chuck Person	Alabama	72-74	2/16/1985	A
36	Chuck Person	Villanova	95-83	12/28/1983	N
36	Bill Kirkpatrick	Howard	98-77	1/5/1955	H
36	John Mengelt	Vanderbilt	85-107	1/23/1971	A
36	John Mengelt	Florida	85-70	2/6/1971	H
35	Charles Barkley	Tennessee	77-80	1/24/1983	H
35	Stan Pietkiewicz	Tennessee	107-94	3/6/1978	H
35	Eddie Johnson	LSU	87-78	1/25/1975	A
35	John Mengelt	Ole Miss	97-103	12/12/1970	A
35	Ronnie Quick	Louisiana Tech	88-77	12/6/1966	H
35	Lee DeFore	Florida	86-66	2/9/1966	A
35	Lee DeFore	Jacksonville State	78-50	12/7/1965	H
35	Lee DeFore	Rice	91-74	12/2/1965	H
34	Bryce Brown	Dayton	82-72	12/8/2018	H
34	Chris Porter	Navy	88-70	12/19/1998	A
34	Wesley Person	Ole Miss	85-88 (2OT)	1/19/1994	A
34	Derrick Dennison	LSU	78-76	3/9/1990	N
34	Mike Mitchell	Iona	82-105	12/17/1977	A
34	Gary England	Kentucky	79-91	3/3/1973	H
34	Lee DeFore	Florida State	80-64	12/27/1965	N
33	Samir Doughty	CSUN	116-70	11/15/2019	H
33	Toney Douglas*	Virginia	87-89	12/3/2004	N
33	Mack McGadney	Toledo	90-95 (2OT)	11/25/2000	N
33	Wesley Person	Troy State	141-116	12/11/1991	H
33	Keenan Carpenter	Florida	79-90	2/15/1989	A
33	Chuck Person	Delaware	95-63	12/22/1984	N
33	Myles Patrick	Mississippi State	75-89	3/7/1977	A
33	Eddie Johnson*	Lamar	88-78	12/22/1973	N
33	Ernie Magri	Florida	103-100	2/12/1972	A
33	John Mengelt	Louisiana Tech	93-87	12/1/1970	H
33	John Mengelt	Vanderbilt	84-75	1/24/1970	A
32	Samir Doughty	Tennessee	85-63	3/7/2020	A
32	Chris Denson	Alabama	74-55	1/30/2014	H
32	Tay Waller	Mississippi State	91-76	2/14/2009	H
32	Frank Tolbert	Vanderbilt	71-78	2/2/2008	A
32	Toney Douglas*	Florida	78-84	1/12/2005	H
32	Adam Harrington	Detroit	75-72	12/9/2000	N

Pts	Player	Opponent	AU-Opp.	Date	Site
32	Aaron Swinson	Kentucky	74-91	1/30/1994	H
32	Keenan Carpenter	Ole Miss	77-80	2/18/1989	A
32	Jeff Moore	EKU	97-82	12/15/1986	A
32	Mike Jones	Illinois	103-107	12/12/1987	A
32	Chuck Person	West Virginia	59-58	12/29/1984	A
32	Stan Pietkiewicz	Mississippi State	85-74	1/30/1978	H
32	Mike Mitchell	Southern Cal	74-85	12/29/1977	N
32	Eddie Johnson	Vanderbilt	78-85	2/17/1975	A
32	Eddie Johnson*	Georgia	97-84	3/2/1974	H
32	John Mengelt	LSU	94-114	2/15/1971	A
32	John Mengelt	Houston	76-79	12/21/1970	A
32	Lee DeFore	Houston	76-89	12/30/1965	N
31	Jabari Smith*	Vanderbilt	94-80	2/16/2022	H
31	Jared Harper	UAB	75-71 (OT)	12/15/2018	A
31	Mustapha Heron	Winthrop	119-85	11/24/2017	H
31	Bryce Brown	Norfolk State	102-74	11/10/2017	H
31	Quan Prowell	Mississippi State	78-89	2/27/2008	A
31	Marquis Daniels	South Carolina	67-60	1/15/2003	A
31	Ronnie Battle	Tennessee	88-75	1/20/1993	H
31	Aaron Swinson	Troy State	141-116	12/11/1991	H
31	Ronnie Battle	LSU	84-96	1/12/1991	H
31	Wesley Person	Tulane	84-71	12/28/1990	N
31	Chris Morris	Illinois	103-107	12/12/1987	A
31	Chuck Person	Ole Miss	75-73	2/22/1986	H
31	Chuck Person	Tennessee	75-60	2/9/1985	H
30	Chris Denson	Mississippi State	92-82	2/15/2014	H
30	Earnest Ross	Georgia	72-81 (OT)	2/5/2011	A
30	Aaron Swinson	LSU	111-83	2/12/1994	H
30	Wesley Person	Tennessee	85-92	1/22/1994	A
30	Wesley Person	Old Dominion	101-87	12/18/1993	A
30	Wesley Person	Nicholls State	76-79	11/30/1993	H
30	Wesley Person	Old Dominion	96-85	12/28/1992	H
30	Gary Redding	Ole Miss	103-88	3/8/1976	H

\*Freshman season

## REBOUNDS

Reb	Player	Opponent	AU-Opp	Date	Site
27	Rex Frederick	SMU	65-75	12/19/1957	A
25	Rex Frederick	Ole Miss	71-51	1/6/1958	A
24	Rex Frederick	Howard	101-70	1/2/1957	H
24	Bob Miller	Florida	67-71	2/21/1953	A
23	Mike Mitchell*	Mississippi State	78-74	2/22/1975	A
22	Bill Alexander	Dartmouth	85-76	12/20/1969	N
22	Al Leapheart	Alabama	121-78	2/14/1970	H
22	Freddie Guy	Furman	107-86	12/29/1964	N
22	Rex Frederick	Alabama	69-50	2/28/1959	N
22	Dan Pridgen	Mississippi State	92-85	2/24/1951	H
21	Pepto Bolden	Mississippi State	60-67	2/23/1974	H
21	Jim Retseck	Mississippi State	92-68	2/10/1971	H
21	Freddie Guy	Kentucky	79-99	2/22/1964	N
21	Rex Frederick	Tulane	63-49	2/17/1958	A
20	Kelvin Ardister	Tennessee	73-84	1/4/1989	H
20	Mike Mitchell	LSU	102-86	1/3/1976	A
20	Pepto Bolden*	Florida	77-85	2/16/1974	A
20	Jim Retseck	Alabama	83-72	1/11/1971	H
20	Rex Frederick	LSU	76-58	2/15/1958	A
20	Rex Frederick	Saint Joseph's	66-64	12/18/1956	N
20	Jim Diamond	B'ham-South.	90-77	12/4/1954	H
20	Jim Martin	Mississippi State	68-61	1/18/1952	A

\* Freshman season



# NEVILLE ARENA RECORDS

## INDIVIDUAL

### AUBURN

**Points:** 34, Bryce Brown vs. Dayton, Dec. 8, 2018  
**Field Goals:** 12, Chris Denson vs. Northwestern State, Nov. 15, 2013; Bryce Brown vs. Norfolk State, Nov. 10, 2017  
**Field Goals Attempted:** 24, Kareem Canty vs. Oklahoma State, Jan. 30, 2016  
**3-Pointers Made:** 8, Bryce Brown vs. South Carolina, March 3, 2018  
**3-Pointers Attempted:** 15, Earnest Ross vs. LSU, Jan. 8, 2011  
**Free Throws:** 14, Jared Harper vs. Ole Miss, Jan. 7, 2017; Samir Doughty vs. Kentucky, Feb. 1, 2020  
**Free Throws Attempted:** 18, Cinmeon Bowers vs. Missouri, Jan. 10, 2015; Austin Wiley vs. Alabama, Jan. 21, 2017  
**Rebounds:** 18, Johni Broome vs. Georgia, Feb. 1, 2023; Cinmeon Bowers vs. Alabama, Jan. 19, 2016; Cinmeon Bowers vs. Ole Miss, Feb. 20, 2016  
**Assists:** 16, J'Von McCormick vs. CSUN, Nov. 15, 2019  
**Blocks:** 12, Walker Kessler vs. Texas A&M, Feb. 12, 2022

### OPPONENTS

**Points:** 33, Xavier Munford vs. Rhode Island, Nov. 25, 2012  
**Field Goals:** 12, Chris Cokley vs. UAB, Nov. 13, 2015  
**Field Goals Attempted:** 24, Xavier Munford vs. Rhode Island, Nov. 25, 2012  
**3-Pointers Made:** 8, Xavier Munford vs. Rhode Island, Nov. 25, 2012; Josh Davis vs. Samford, Nov. 19, 2010  
**3-Pointers Attempted:** 17, Jaden Shackelford vs. Alabama, Feb. 12, 2020  
**Free Throws:** 16, J.J. Frazier vs. Georgia, Feb. 24, 2016  
**Free Throws Attempted:** 16, Anthony Black vs. Arkansas, Jan. 7, 2023, Scotty Pippen Jr. vs. Vanderbilt, Feb. 16, 2022; J.J. Frazier vs. Georgia, Feb. 24, 2016  
**Rebounds:** 17, Gavin Ware vs. Mississippi State, Jan. 21, 2015  
**Assists:** 13, Kira Lewis Jr. vs. Alabama, Feb. 12, 2020  
**Blocks:** 7, Nerlens Noel vs. Kentucky, Jan. 19, 2013  
**Steals:** 6, Myles Burns vs. Ole Miss, Feb. 22, 2023, Ayrton Hardy vs. Jacksonville, Nov. 27, 2010; Chris Thomas vs. Texas Southern, Dec. 23, 2014

## TEAM

### AUBURN

**Points in a Game:** 119 vs. Northwestern State, Nov. 27, 2015; vs. Winthrop, Nov. 24, 2017; 117 vs. Coastal Carolina, Dec. 15, 2016; 116 vs. CSUN, Nov. 15, 2019; 105 vs. Louisiana, Nov. 21, 2014; 103 vs. Mississippi College, Nov. 14, 2018; 101 vs. South Alabama, Nov. 6, 2018; 100 vs. Alabama, Feb. 1, 2022  
**Points in a Half:** 66 vs. CSUN (1st), Nov. 15, 2019  
**Fewest Points in a Game:** 40 vs. Florida, Jan. 20, 2011  
**Field Goals:** 43 vs. Northwestern State, Nov. 27, 2015; 42 vs. Winthrop, Nov. 24, 2017; 42 vs. CSUN, Nov. 15, 2019  
**Field Goals Attempted:** 81 vs. Northwestern State, Nov. 15, 2013; 80 vs. Mississippi College, Nov. 14, 2018  
**Field Goal Percentage:** .654 vs. Ark.-Pine Bluff, 34 of 52, Dec. 30, 2013  
**3-Pointers Made:** 21 vs. Coastal Carolina, Dec. 15, 2016; 18 vs. South Alabama, Nov. 6, 2018; 18 vs. CSUN, Nov. 15, 2019  
**3-Pointers Attempted:** 44 vs. LSU, Feb. 8, 2020; 42 vs. Coastal Carolina, Dec. 15, 2016; 41 vs. Missouri, Jan. 30, 2019

**Free Throws:** 37 vs. Mississippi State, Feb. 15, 2014  
**Free Throws Attempted:** 44 vs. Kentucky, Feb. 1, 2020  
**Free Throw Pct. (Min. 10 att.):** .938 (15 of 16) vs. CSUN, Nov. 15, 2019  
**Free Throw Pct. (Min. 30 att.):** .902 (37 of 41) vs. Mississippi State, Feb. 15, 2014  
**Rebounds:** 66 vs. Mississippi College, Nov. 14, 2018  
**Assists:** 27 vs. CSUN, Nov. 15, 2019  
**Steals:** 20 vs. North Florida, Dec. 29, 2018  
**Blocks:** 17 vs. Nicholls State, Nov. 25, 2011

### OPPONENTS

**Points in a Game:** 114 by Florida, Feb. 14, 2017  
**Fewest Points in a Game:** 37 by Alabama, Feb. 6, 2013  
**Field Goals Attempted:** 84 by Alabama, Feb. 12, 2020  
**3-Pointers Made:** 22 by Alabama, Feb. 12, 2020  
**3-Pointers Attempted:** 59 by Alabama, Feb. 12, 2020  
**3-Point Pct.:** .588 by Vanderbilt (10 of 17), Jan. 8, 2020  
**Free Throws Made:** 37 by Florida, Feb. 14, 2017  
**Free Throws Attempted:** 42 by Florida, Feb. 14, 2017  
**Rebounds:** 52 by USC Upstate, Nov. 29, 2016; 51 by Texas A&M, March 1, 2016  
**Fouls:** 31 by Georgia State, Nov. 14, 2016; Mississippi State, Feb. 15, 2014; Nicholls, Nov. 8, 2013; 30 by Alabama, Feb. 1, 2022

## MISCELLANEOUS

**Win-Loss Record:** 147-61 (.707) - 13 seasons  
**Most Combined Points:** 209, 95-114 vs. Florida, Feb. 14, 2017  
**Widest AU Victory Margin:** 51, 103-52 over Mississippi College; 50, 92-42 over Grambling State, Dec. 11, 2012  
**Widest Margin of Defeat for AU:** 31, 83-52 by Florida, Feb. 16, 2013  
**Most Wins by AU in a Single Season:** 16 (2019-20 and 2021-22)  
**Most Games Lost by AU in a Single Season:** 11 (2010-11)  
**Longest Winning Streak:** 28, 2021-23 (Feb. 27, 2021 to Jan. 14, 2023); 19 (Feb. 20, 2019-March 4, 2020)  
**Longest Losing Streak:** 7 (last seven games of 2014-15 season)  
**Number of 100-Point Games by AU:** 7  
**Number of 100-Point Games by Opponents:** 3

### ATTENDANCE

**Season Home:**

- 150,721, 2019-20, 17 games (8,866 avg.)
- 145,936, 2022-23, 16 games (9,121 avg.)
- 145,936, 2021-22, 16 games (9,121 avg.)
- 138,650, 2018-19, 17 games (8,156 avg.)
- 133,033, 2014-15, 17 games (7,825 avg.)
- 131,537, 2017-18, 16 games (8,221 avg.)
- 126,483, 2010-11, 20 games (6,324 avg.)
- 123,244, 2015-16, 15 games (8,216 avg.)

### Average Home:

- 9,121, 2022-23, 16 games (145,936 total); 9,121, 2021-22, 16 games (145,936 total)
- 8,866, 2019-20, 17 games (150,721 total)
- 8,221, 2017-18, 16 games (131,537 total)
- 8,216, 2015-16, 15 games (123,244 total)
- 8,156, 2018-19, 17 games (138,650 total)
- 7,833, 2016-17, 15 games (117,490 total)
- 7,825, 2014-15, 17 games (133,033 total)

# NEVILLE ARENA ATTENDANCE

# W A R E A G L E

## YEAR-BY-YEAR ATTENDANCE

Season	Games	Attendance	Avg.	Record	Pct
2010-11	20	126,483	6,324	9-11	.450
2011-12	17	110,534	6,502	14-3	.824
2012-13	17	106,375	6,257	7-10	.412
2013-14	18	104,815	5,823	12-6	.667
2014-15	17	133,033	7,825	9-8	.529
2015-16	15	123,244	8,216	8-7	.533
2016-17 ##	15	117,490	7,833	## 4-5	.444
2017-18	16	131,537	8,221	15-1	.938
2018-19	17	138,650	8,156	15-2	.882
2019-20	17	150,721	8,866	16-1	.941
2020-21 **	13	23,712	1,824	** 8-5	.615
2021-22	16	145,936	9,21	16-0	1.000
2022-23	16	145,936	9,121	14-2	.875
<b>13 Seasons</b>	<b>199</b>	<b>1,462,466</b>	<b>7,349</b>	<b>147-61</b>	<b>.707</b>

\*\* Capacity restrictions due to the COVID-19 pandemic

## Record from the 2016-17 season, does not include results that were vacated by the NCAA Committee on Infractions.

## CAPACITY CROWDS AT NEVILLE ARENA

1.	9,121	UNC Asheville	11/12/10	69-70
2.	9,121	Alabama	1/22/11	58-68
3.	9,121	Mississippi State	2/12/11	65-62
4.	9,121	Kentucky (#2)	1/11/12	53-68
5.	9,121	Kentucky	1/19/13	53-75
6.	9,121	South Carolina	1/16/15	71-68
7.	9,121	Ole Miss	2/7/15	79-86
8.	9,121	Alabama	2/17/15	68-79
9.	9,121	Georgia	3/7/15	61-64
10.	9,121	UAB	11/13/15	75-74
11.	9,121	Kentucky (#13)	1/16/16	75-70
12.	9,121	Alabama	1/19/16	83-77
13.	9,121	Georgia	12/29/16	84-96
14.	9,121	Ole Miss	1/7/17	85-88
15.	9,121	Alabama	1/21/17	84-64
16.	9,121	Ole Miss	1/9/18	85-70
17.	9,121	Georgia	1/20/18	79-65
18.	9,121	LSU	1/27/18	95-70
19.	9,121	Vanderbilt	2/3/18	93-81
20.	9,121	Kentucky	2/14/18	76-66
21.	9,121	Alabama	2/21/18	90-71
22.	9,121	South Carolina	3/3/18	79-70
23.	9,121	Washington (#25)	11/9/18	88-66
24.	9,121	Georgia	1/12/19	93-78
25.	9,121	Kentucky (#12)	1/19/19	80-82
26.	9,121	Alabama	2/2/19	84-63
27.	9,121	Mississippi State	3/2/19	80-75
28.	9,121	Tennessee (#5)	3/9/19	84-80
29.	9,121	NC State	12/19/19	79-73
30.	9,121	Lehigh	12/21/19	74-51
31.	9,121	Lipscomb	12/29/19	86-59
32.	9,121	Vanderbilt	1/8/20	83-79
33.	9,121	Georgia	1/11/20	82-60
34.	9,121	Iowa State	1/25/20	80-76
35.	9,121	Kentucky (#13)	2/1/20	75-66
36.	9,121	LSU (#18)	2/8/20	91-90
37.	9,121	Alabama	2/12/20	95-91
38.	9,121	Tennessee	2/22/20	73-66
39.	9,121	Ole Miss	2/25/20	67-58

40.	9,121	Texas A&M	3/4/20	L, 75-78
41.	9,121	Morehead State	11/9/21	W, 77-54
42.	9,121	ULM	11/12/21	W, 93-65
43.	9,121	UCF	12/1/21	W, 85-68
44.	9,121	Yale	12/4/21	W, 86-64
45.	9,121	North Alabama	12/14/21	W, 70-44
46.	9,121	Murray State	12/22/21	W, 71-58
47.	9,121	LSU (#16)	12/29/21	W, 70-55
48.	9,121	Florida	1/8/22	W, 85-73
49.	9,121	Georgia	1/19/22	W, 83-60
50.	9,121	Kentucky (#12)	1/22/22	W, 80-71
51.	9,121	Oklahoma	1/29/22	W, 86-68
52.	9,121	Alabama	2/1/22	W, 100-81
53.	9,121	Texas A&M	2/12/22	W, 75-58
54.	9,121	Vanderbilt	2/16/22	W, 94-80
55.	9,121	Ole Miss	2/23/22	W, 77-64
56.	9,121	South Carolina	3/5/22	W, 82-71
57.	9,121	George Mason	11/7/22	W, 70-52
58.	9,121	South Florida	11/11/22	W, 67-59
59.	9,121	Winthrop	11/15/22	W, 89-65
60.	9,121	Texas Southern	11/18/22	W, 72-56
61.	9,121	Saint Louis	11/27/22	W, 65-60
62.	9,121	Colgate	12/2/22	W, 93-66
63.	9,121	Georgia State	12/14/22	W, 72-64
64.	9,121	Florida	12/28/22	W, 61-58
65.	9,121	Arkansas (#13)	1/7/23	W, 72-59
66.	9,121	Mississippi State	1/14/23	W, 69-63
67.	9,121	Texas A&M	1/25/23	L, 63-79
68.	9,121	Georgia	2/1/23	W, 94-73
69.	9,121	Alabama (#3)	2/11/23	L, 69-77
70.	9,121	Missouri	2/14/23	W, 89-56
71.	9,121	Ole Miss	2/22/23	W, 78-74
72.	9,121	Tennessee (#12)	3/4/23	W, 79-70

2023-24 AUBURN MEN'S BASKETBALL

# BEARD-EAVES-MEMORIAL COLISEUM RECORDS

## INDIVIDUAL

### AUBURN

**Points:** 60, John Mengelt vs. Alabama, Feb. 14, 1970  
**Field Goals:** 23, John Mengelt vs. Alabama, Feb. 14, 1970  
**Field Goals Attempted:** 44, John Mengelt vs. Alabama, Feb. 14, 1970  
**3-Pointers Made:** 10, Lance Weems vs. Arkansas, Jan. 6, 1996  
**3-Pointers Attempted:** 19, Lance Weems v. Arkansas, Jan. 6, 1996  
**Free Throws:** 15, Eddie Johnson vs. Miss. State, Jan. 20, 1975;  
 John Mengelt vs. N.C. State, Dec. 5, 1970  
**Free Throws Attempted:** 21, Bryant Smith vs. Georgia, Jan. 3, 1998  
**Rebounds:** 22, Al Leapheart vs. Alabama, Feb. 14, 1970  
**Assists:** 14, Eddie Johnson vs. Tennessee, Feb. 16, 1976  
**Blocks:** 13, Kyle Davis vs. Miami in the NIT, March 14, 2001

### OPPONENTS

**Points:** 46, Pete Maravich vs. LSU, Jan. 11, 1969  
**Field Goals Attempted:** 41, Pete Maravich vs. LSU, Jan. 11, 1969  
**3-Pointers Made:** 9 by Freddie Banks vs. UNLV, Feb. 1, 1987  
**3-Pointers Attempted:** 17, Lester Hudson vs. UT Martin,  
 March 18, 2009 in NIT First Round  
**Free Throws:** 16, Ansu Sesay vs. Ole Miss, Jan. 31, 1998  
**Free Throws Attempted:** 18, Pete Maravich vs. LSU, Jan. 11, 1969

## TEAM

### AUBURN

**Points in a Game:** 141 vs. Troy State, Dec. 11, 1991  
**Points in a Half:** 78 vs. Troy State, Dec. 11, 1991  
**Fewest Points in a Game:** 43 vs. Tennessee, Jan. 15, 1997;  
 vs. Vanderbilt, Feb. 16, 2005  
**Field Goals:** 55 vs. Troy State, Dec. 11, 1991  
**Field Goals Attempted:** 100 vs. Western Carolina, Dec. 4, 1973  
**Field Goal Percentage:** .683 vs. Georgia State, 41 of 60, Nov. 26, 2002  
**3-Pointers Made:** 15 vs. West Florida, Dec. 12, 1994;  
 vs. Arkansas, Jan. 6, 1996; vs. Nicholls State, Nov. 24, 2004  
**3-Pointers Attempted:** 36 vs. #12 LSU, Mar. 1, 2000  
**Free Throws:** 40 vs. Mississippi State, Jan. 20, 1975  
**Free Throws Attempted:** 45 vs. VCU, March 3, 1975

**Free Throw Pct.: (Min. 10 att.):** 1.000 vs. Alabama, 11 of 11, Feb. 18, 1995;  
**Free Throw Pct.: (Min. 30 att.):** .949 vs. Ole Miss, 37 of 39, Jan. 8, 1995  
**Rebounds:** 78 vs. VCU, March 3, 1975  
**Assists:** 33 vs. Troy State, Dec. 11, 1991; 33 vs. LSU, Feb. 12, 1994  
**Steals:** 21 vs. Louisiana-Monroe, Dec. 6, 2008  
**Blocks:** 15 vs. Miami, March 14, 2001 in the NIT

### OPPONENTS

**Points in a Game:** 117 by Arkansas, Jan. 15, 1994  
**Fewest Points in a Game:** 32 by Tuskegee, Dec. 17, 2008;  
 35 by Tennessee, Jan. 15, 1997; Coppin State, Dec. 13, 1999  
**Field Goals Attempted:** 109 by VCU, March 3, 1975  
**3-Pointers Made:** 18 by Troy State, Dec. 11, 1991  
**3-Pointers Attempted:** 59 by Troy State, Dec. 11, 1991  
**3-Point Pct.:** .600 by Xavier, 16 of 26, Jan. 6, 2008  
**Free Throws Made:** 31 by Florida, Feb. 6, 1991  
**Free Throws Attempted:** 46 by Florida, Feb. 6, 1991  
**Rebounds:** 63 by UNLV, Dec. 12, 2004  
**Fouls:** 33 by Kentucky, Jan. 26, 1976; Mississippi State, Jan. 20, 1975

## MISCELLANEOUS

**Win-Loss Record:** 393-183 (.682) - 42 seasons  
**Most Combined Points:** 257, 141-116 over Troy State, Dec. 11, 1991  
**Widest AU Victory Margin:** 56, 100-44 over Arkansas-Pine Bluff,  
 Nov. 21, 1999; 55, 100-45 over Stony Brook, Jan. 2, 2000;  
 54, 94-40 over Alabama, Jan. 18, 1998; 114-60 over  
 Southeastern Louisiana, Nov. 13, 1998  
**Widest Margin of Defeat for AU:** 26, 87-61 by LSU, Feb. 24, 1983  
**Most Wins by AU in a Single Season:** 18 (2008-09)  
**Most Games Lost by AU in a Single Season:** 8 (1993-94)  
**Longest Winning Streak:** 36 (1956-57 season to 1960-61);  
 30 (1997-98 season to 1999-2000)  
**Longest Losing Streak:** 6 (1993-94, 1990-91, 1988-89)  
**Number of 100-Point Games by AU:** 29  
**Number of 100-Point Games by Opponents:** 8



Beard-Eaves-Memorial Coliseum

# BEARD-EAVES-MEMORIAL COLISEUM ATTENDANCE

## YEAR-BY-YEAR ATTENDANCE

Season	Games	Attendance	Avg.	Record	Pct
1968-69	10	71,078	7,107	8-2	.800
1969-70	11	62,296	5,663	5-6	.455
1970-71	11	44,881	4,080	7-4	.636
1971-72	12	49,395	4,116	6-6	.500
1972-73	12	45,184	3,765	5-7	.417
1973-74	12	64,300	5,358	6-6	.500
1974-75	12	98,965	8,247	12-0	1.000
1975-76	11	97,024	8,820	9-2	.818
1976-77	12	83,254	6,938	6-6	.500
1977-78	12	78,241	6,520	8-4	.667
1978-79	11	66,074	6,007	4-7	.364
1979-80	10	68,534	6,853	5-5	.500
1980-81	13	68,601	5,277	6-7	.462
1981-82	13	69,647	5,357	11-2	.846
1982-83	13	86,098	6,623	10-3	.769
1983-84	11	73,392	6,672	9-2	.818
1984-85	14	84,926	6,066	10-4	.714
1985-86	11	79,585	7,235	10-1	.909
1986-87	14	95,541	6,824	11-3	.786
1987-88	13	92,265	7,097	10-3	.769
1988-89	14	80,658	5,761	7-7	.500
1989-90	11	96,339	8,758	7-4	.636
1990-91	14	95,744	6,839	7-7	.500
1991-92	12	90,202	7,517	8-4	.667
1992-93	12	100,291	8,358	9-3	.750
1993-94	15	83,682	5,579	7-8	.467
1994-95	13	82,446	6,342	9-4	.692
1995-96	14	96,206	6,872	9-5	.643
1996-97	15	87,323	5,822	11-4	.733
1997-98	15	91,509	6,100	12-3	.800
1998-99	15	123,881	8,259	15-0	1.000
1999-00	15	157,500 (c)	10,500 (c)	14-1	.933
2000-01	18	173,249	10,191	12-5	.706
2001-02	16	151,200	9,450	11-5	.688
2002-03	17	120,994	7,117	13-4	.765
2003-04	17	114,726	6,749	12-5	.706
2004-05	15	68,880	4,592	8-7	.533
2005-06	16	73,465	4,592	11-5	.688
2006-07	20	106,198	5,310	15-5	.750
2007-08	15	80,882	5,392	8-7	.533
2008-09	22	112,374	5,108	18-4	.818
2009-10	17	106,867	6,286	12-5	.706
<b>42 Seasons</b>	<b>575</b>	<b>3,773,897</b>	<b>6,563</b>	<b>393-182</b>	<b>.683</b>

## CAPACITY CROWDS AT BEARD-EAVES-MEMORIAL COLISEUM

1.	10,108	Arkansas (#4)	1/14/95	104-90
2.	10,108	Alabama (#18)	2/18/95	73-86
3.	10,108	Georgia (#17)	1/13/96	89-86
4.	10,108	Mississippi State	2/4/96	(ot) 75-78
5.	10,108	Alabama	2/14/96	72-75
6.	10,108	Kentucky (#1)	2/27/96	73-88
7.	10,108	Alabama	1/18/98	94-40
8.	10,500	Tennessee	1/2/99	90-62
9.	10,500	Arkansas (#18)	1/6/99	83-66
10.	10,500	Florida	1/16/99	88-69
11.	10,500	Mississippi State	1/27/99	64-54
12.	10,500	LSU	2/6/99	80-54
13.	10,500	Alabama	2/13/99	102-61
14.	10,500	Vanderbilt	2/17/99	81-63
15-29.	10,500	1999-2000 season		14-1 overall
30-45.	10,500	2000-01 season (all but NIT)		11-5 overall
46.	10,500	Alabama (#14)	1/12/02	59-56
47.	10,500	Kentucky (#8)	1/22/02	62-69
48.	10,500	Alabama (#9)	1/18/03	77-68
49.	10,500	Kentucky (#9)	2/21/04	59-68
50.	10,500	Alabama	2/24/04	71-72
51.	10,500	Alabama	1/11/06	52-56
52.	10,500	Alabama (#12)	1/23/07	81-57
53.	11,700	Florida (#1)	1/27/07	66-91
54.	10,500	Alabama	2/24/08	88-76
55.	11,007	LSU (#11)	3/7/09	69-53
56.	11,669	Kentucky (#2)	1/16/10	67-72
57.	10,775	Alabama	1/30/10	58-57

\* Capacity reduced 12,500 to 10,108; increased to 10,500 in 1998-99

## SINGLE-GAME ATTENDANCE HIGHS

1.	12,620	Alabama	3/3/93	78-70
2.	12,612	Alabama	1/10/76	62-63
3.	12,604	Alabama	1/3/91	56-68
4.	12,599	Kentucky	2/10/88	62-69
5.	12,583	UNLV	2/1/87	85-104
6.	12,579	Alabama	2/28/90	65-80
7.	12,578	Alabama	1/27/88	84-74
8.	12,571	Alabama	1/28/89	64-67
	12,571	Kentucky	1/9/78	71-101
10.	12,542	Alabama	1/5/83	91-80
11.	12,534	Alabama	1/18/92	81-63
12.	12,531	Alabama	1/3/77	71-74
13.	12,507	Kentucky	2/8/92	67-85
14.	12,506	Alabama	3/8/75	76-70
15.	12,494	Vanderbilt	1/18/75	93-89
16.	12,468	LSU	2/16/70	64-70

# CAREER RECORDS

## POINTS

1.	Chuck Person	1982-86	2,311
2.	Mike Mitchell	1974-78	2,123
3.	Wesley Person	1990-94	2,066
4.	Eddie Johnson	1973-77	1,988
5.	John Mengelt	1968-71	1,920
6.	Ronnie Battle	1989-93	1,916
7.	Chris Morris	1984-88	1,717
8.	Bryce Brown	2015-19	1,673
9.	Frankie Sullivan	2008-13	1,556
10.	Jeff Moore	1984-88	1,549
11.	Marquis Daniels	1999-03	1,530
12.	Scott Pohlman	1997-2001	1,442
13.	DeWayne Reed	2006-10	1,428
14.	Jared Harper	2016-19	1,427
15.	Rasheem Barrett	2005-09	1,396
16.	Frank Ford	1983-87	1,389
17.	Lee DeFore	1963-66	1,386
	Aaron Swinson	1991-94	1,386
19.	Gary Redding	1972-76	1,334
20.	Doc Robinson	1996-2000	1,332
21.	Stan Pietkiewicz	1974-78	1,265
22.	Frank Tolbert	2004-08	1,242
23.	Darrell Lockhart	1979-83	1,236
24.	Wes Flanigan	1993-97	1,228
25.	KT Harrell	2013-15	1,196



Mike Mitchell

## SCORING AVERAGE (MIN. TWO SEASONS)

1.	John Mengelt	1968-71	24.8
2.	Mike Mitchell	1974-78	20.4
3.	Eddie Johnson	1973-77	19.5
4.	Wesley Person	1990-94	19.1
5.	Lee DeFore	1963-66	19.0
6.	KT Harrell	2013-15	18.4
7.	Chuck Person	1982-86	18.3
8.	Aaron Swinson	1991-94	16.9
9.	Ronnie Battle	1989-93	16.8
10.	Mustapha Heron	2016-18	15.8

## REBOUNDS

1.	Mike Mitchell	1974-78	996
2.	Jeff Moore	1984-88	950
3.	Chuck Person	1982-86	940
4.	Gary Redding	1972-76	936
5.	Rex Frederick	1956-59	904
6.	Chris Morris	1984-88	860
7.	Charles Barkley	1981-84	806
8.	Mamadou N'diaye	1996-2000	798
9.	Korvotney Barber	2005-09	762
10.	Earl Banks	1977-81	730

## REBOUND AVERAGE

1.	Rex Frederick	1956-59	14.3
2.	Layton Johns	1960-63	10.2
3.	Mike Mitchell	1974-78	9.6
	Charles Barkley	1981-84	9.6
	Cinmeon Bowers	2014-16	9.6
5.	Freddie Guy	1962-65	9.5
6.	Bill Alexander	1967-70	9.0
	Gary Redding	1972-76	9.0

## FIELD GOALS MADE

1.	Chuck Person	1982-86	1,017
2.	Mike Mitchell	1974-78	926
3.	Eddie Johnson	1973-77	789
4.	Wesley Person	1990-94	772
5.	Ronnie Battle	1989-93	717
6.	John Mengelt	1968-71	712
7.	Chris Morris	1984-88	694
8.	Jeff Moore	1984-88	608
9.	Marquis Daniels	1999-2003	597
10.	Aaron Swinson	1991-94	574

## FIELD GOALS ATTEMPTED

1.	Chuck Person	1982-86	1,899
2.	Mike Mitchell	1974-78	1,830
3.	Eddie Johnson	1973-77	1,777
4.	Ronnie Battle	1989-93	1,556
5.	Wesley Person	1990-94	1,533
6.	John Mengelt	1968-71	1,462
7.	Chris Morris	1984-88	1,386
8.	Bryce Brown	2015-19	1,351
9.	Scott Pohlman	1997-2001	1,274
10.	Rasheem Barrett	2005-09	1,254

## FIELD GOAL PERCENTAGE (MIN. 100 MADE)

1.	Charles Barkley	1981-84	467-746	.626
2.	Aaron Swinson	1991-94	574-943	.609
3.	Walker Kessler	2021-22	163-268	.608
4.	Porter Gilbert	1958-61	250-419	.597
5.	Korvotney Barber	2005-09	476-812	.586
6.	Chris Davis	1994-95	131-226	.580
7.	Austin Wiley	2016-20	257-447	.575
8.	Layton Johns	1960-63	285-499	.571
9.	Joe Newton	1962-65	238-418	.570
10.	Aubrey Wiley	1991-94	249-440	.566

# CAREER RECORDS

## 3-POINT FIELD GOALS MADE

1. Bryce Brown	2015-19	382
2. Wesley Person	1990-94	262
3. Lance Weems	1992-96	240
4. Ronnie Battle	1989-93	236
5. Frankie Sullivan	2008-13	228
6. Jared Harper	2016-19	213
7. Scott Pohlman	1997-2001	206
8. Tay Waller	2008-10	187
9. Daymeon Fishback	1996-2000	185
10. DeWayne Reed	2006-10	184

## 3-POINT FIELD GOALS ATTEMPTED

1. Bryce Brown	2015-19	975
2. Frankie Sullivan	2008-13	713
3. Lance Weems	1992-96	626
4. Scott Pohlman	1997-2001	609
5. Wesley Person	1990-94	594
Jared Harper	2016-19	594
7. DeWayne Reed	2006-10	575
8. Ronnie Battle	1989-93	558
9. Daymeon Fishback	1996-2000	530
10. Tay Waller	2008-10	484

## 3-POINT FIELD GOAL PCT. (MIN. 1.0 PER GAME)

1. Wesley Person	1990-94	262-594	.441
2. Ronnie Battle	1989-93	236-558	.423
3. Jabari Smith	2021-22	79-188	.420
4. John Caylor	1986-91	65-157	.414
5. Keenan Carpenter	1987-89	103-251	.410
6. Larry Patrick	1989-91	38-94	.404
7. KT Harrell	2013-15	164-410	.400
8. Bryce Brown	2015-19	382-975	.392
9. Gerald White	1983-87	34-87	.391
10. Ray Donald	1994-96	93-239	.389
Chuma Okeke	2017-19	89-229	.389

## FREE THROWS MADE

1. John Mengelt	1968-71	496
2. Jared Harper	2016-19	418
3. Eddie Johnson	1973-77	410
4. Chris Denson	2010-14	341
5. Wes Flanigan	1993-97	338
6. Frankie Sullivan	2009-13	334
7. Jeff Moore	1984-88	329
8. DeWayne Reed	2006-10	324
9. KT Harrell	2013-15	296
10. Reggie Gallon	1989-93	289

## FREE THROWS ATTEMPTED

1. John Mengelt	1968-71	619
2. Jared Harper	2016-19	528
3. Chris Denson	2010-14	527
4. Eddie Johnson	1973-77	512
5. DeWayne Reed	2006-10	492
6. Wes Flanigan	1993-97	485
7. Korvotney Barber	2005-09	445
8. Frankie Sullivan	2009-13	431
9. Chris Brandt	1988-92	429
Jeff Moore	1984-88	429

## FREE THROW PERCENTAGE

1. Ian Young	2004-05	120-140	.857
2. Danjel Purifoy	2016-20	135-159	.849
3. Wendell Green Jr.	2021-23	236-280	.843
4. KT Harrell	2013-15	296-353	.839
5. Stan Pietkiewicz	1974-78	241-289	.834
6. Ray Donald	1994-96	113-136	.831
7. Lee DeFore	1963-66	278-338	.822
8. Scott Pohlman	1997-2001	240-293	.819
9. Jimmy Fibbe	1958-61	198-247	.802
10. John Mengelt	1968-71	496-619	.801

## ASSISTS

1. Gerald White	1983-87	624
2. Wes Flanigan	1993-97	573
3. Doc Robinson	1996-2000	568
4. Quantez Robertson	2005-09	529
5. Jared Harper	2016-19	511
6. Eddie Johnson	1973-77	499
7. DeWayne Reed	2006-10	477
8. Reggie Gallon	1989-93	466
9. Paul Daniels	1980-84	460
10. Stan Pietkiewicz	1974-78	356

## BLOCKS

1. Kyle Davis	2000-04	360
2. Mamadou N'diaye	1996-2000	241
3. Anfernee McLemore	2016-20	187
4. Horace Spencer	2015-19	170
5. Walker Kessler	2021-22	155
Korvotney Barber	2005-09	155
7. Charles Barkley	1981-84	145
8. Chris Morris	1984-88	141
9. Pat Burke	1993-97	133
10. Austin Wiley	2016-20	118

## STEALS

1. Quantez Robertson	2005-09	210
DeWayne Reed	2006-10	210
3. Marquis Daniels	1999-2003	208
4. Frankie Sullivan	2008-13	190
5. Chris Morris	1984-88	189
6. Bryant Smith	1995-99	186
7. Reggie Gallon	1989-93	177
8. Gerald White	1983-87	164
10. Frank Ford	1983-87	156

Note: Figures not available prior to 1978-79 season.

## GAMES PLAYED

1. Frankie Sullivan	2009-13	134
2. Bryce Brown	2018-19	131
3. Anfernee McLemore	2016-20	130
4. Scott Pohlman	1997-2001	129
Frank Ford	1983-87	129
6. Doc Robinson	1996-2000	128
Mamadou N'diaye	1996-2000	128
Chris Morris	1984-88	128
9. Daymeon Fishback	1996-2000	127
10. Chuck Person	1982-86	126

# SINGLE-SEASON RECORDS - INDIVIDUAL

## POINTS

1.	Chuck Person	1984-85	747
2.	John Mengelt	1970-71	738
3.	Chuck Person	1985-86	710
4.	John Mengelt	1969-70	696
5.	Mike Mitchell	1977-78	671
6.	KT Harrell	2014-15	648
7.	Bryce Brown	2018-19	637
8.	Marquis Daniels	2002-03	625
9.	Wesley Person	1993-94	621
10.	Chris Morris	1987-88	620
11.	Lee DeFore	1965-66	615
12.	Jared Harper	2018-19	613
13.	Chuck Person	1983-84	593
14.	Aaron Swinson	1993-94	579
15.	Jabari Smith	2021-22	576
16.	Chris Denson	2013-14	572
17.	Eddie Johnson	1973-74	567
18.	KT Harrell	2013-14	548
19.	Wesley Person	1991-92	538
	Jeff Moore	1986-87	538

## SCORING AVERAGE

1.	John Mengelt	1970-71	28.4
2.	John Mengelt	1969-70	26.8
3.	Mike Mitchell	1977-78	24.9
4.	Lee DeFore	1965-66	23.7
5.	Wesley Person	1993-94	22.2
6.	Chuck Person	1984-85	22.0
7.	Eddie Johnson	1973-74	21.8
8.	Chuck Person	1985-86	21.5
9.	Eddie Johnson	1974-75	20.9
10.	Aaron Swinson	1993-94	20.7
	Chris Morris	1987-88	20.7
12.	Sharife Cooper	2020-21	20.2
13.	Wesley Person	1991-92	19.9
14.	Eddie Johnson	1975-76	19.7
15.	Mike Mitchell	1976-77	19.4
	John Mengelt	1968-69	19.4
17.	Chris Denson	2013-14	19.1
	Chuck Person	1983-84	19.1
	Stan Pietkiewicz	1977-78	19.1
20.	Keenan Carpenter	1988-89	19.0

## REBOUNDS

1.	Korvotney Barber	2008-09	347
2.	Cinmeon Bowers	2014-15	326
3.	Rex Frederick	1957-58	325
4.	Rex Frederick	1956-57	322
5.	Bill Alexander	1969-70	316
6.	Freddie Guy	1964-65	306
7.	Chuck Person	1984-85	303
8.	Pepto Bolden	1973-74	302
9.	Chris Morris	1987-88	295
10.	Jim Retseck	1970-71	294

## REBOUND AVERAGE

1.	Rex Frederick	1956-57	15.3
2.	Rex Frederick	1957-58	14.8
3.	Rex Frederick	1958-59	12.9
4.	Layton Johns	1962-63	12.4
5.	Bob Miller	1952-53	12.3
6.	Freddie Guy	1964-65	12.2
7.	Bill Alexander	1969-70	12.1
8.	Pepto Bolden	1973-74	11.6
9.	Bob Miller	1953-54	11.5
10.	Mike Mitchell	1974-75	11.4

## FIELD GOALS MADE

1.	Chuck Person	1984-85	334
2.	Chuck Person	1985-86	310
3.	Mike Mitchell	1977-78	283
4.	John Mengelt	1970-71	265
5.	John Mengelt	1969-70	258
6.	Chuck Person	1983-84	255
7.	Marquis Daniels	2002-03	244
8.	Chris Morris	1987-88	241
	Lee DeFore	1965-66	241
10.	Aaron Swinson	1993-94	234

## FIELD GOALS ATTEMPTED

1.	Chuck Person	1984-85	614
2.	Chuck Person	1985-86	597
3.	John Mengelt	1969-70	554
4.	John Mengelt	1970-71	548
5.	Mike Mitchell	1977-78	544
6.	Eddie Johnson	1973-74	538
7.	Lee DeFore	1965-66	516
8.	Chris Morris	1987-88	501
9.	Marquis Daniels	2002-03	476
10.	Chuck Person	1983-84	470



Lee DeFore

# SINGLE-SEASON RECORDS - INDIVIDUAL

## FIELD GOAL PERCENTAGE

1. Charles Barkley	1982-83	161-250	.644
2. Charles Barkley	1983-84	162-254	.638
3. Aaron Swinson	1993-94	234-371	.631
4. Walker Kessler	2021-22	163-268	.608
5. Joe Newton	1964-65	126-208	.606
6. Aaron Swinson	1992-93	183-305	.600
7. Charles Barkley	1981-82	144-242	.595
8. Aaron Swinson	1991-92	157-267	.588
9. Marco Killingsworth	2003-04	145-247	.587
10. Layton Johns	1961-62	129-221	.584
Austin Wiley	2016-17	73-125	.584

## 3-POINT FIELD GOALS MADE

1. Bryce Brown	2018-19	141
2. Lance Weems	1995-96	108
3. Bryce Brown	2017-18	107
4. Tay Waller	2008-09	100
5. KT Harrell	2014-15	98
Jared Harper	2018-19	98
7. Wesley Person	1993-94	93
8. Tay Waller	2009-10	87
9. Keenan Carpenter	1988-89	84
10. Jabari Smith	2021-22	79

## 3-POINT FIELD GOALS ATTEMPTED

1. Bryce Brown	2018-19	344
2. Bryce Brown	2017-18	280
3. Lance Weems	1995-96	279
4. Tay Waller	2008-09	272
5. Jared Harper	2018-19	265
6. KT Harrell	2014-15	226
7. Tay Waller	2009-10	212
8. Adam Harrington	2000-01	211
Bryce Brown	2015-16	211
10. Wesley Person	1993-94	210

## 3-POINT FIELD GOAL PCT. (MIN. 1.0 PER GAME)

1. Ronnie Battle	1991-92	71-139	.511
2. Wesley Person	1991-92	69-141	.489
3. Franklin Williams	1995-96	32-68	.471
4. Wesley Person	1992-93	58-125	.464
5. Wesley Person	1993-94	93-210	.443
6. KT Harrell	2014-15	98-226	.434
7. Quan Prowell	2006-07	35-81	.432
8. Samir Doughty	2018-19	45-106	.425
9. Mustapha Heron	2016-17	44-104	.423
10. John Caylor	1987-88	40-95	.421

## FREE THROWS MADE

1. John Mengelt	1970-71	208
2. John Mengelt	1969-70	180
3. Chris Denson	2013-14	176
4. Jared Harper	2017-18	166
5. KT Harrell	2014-15	162
6. Wendell Green Jr.	2022-23	160
7. Jared Harper	2018-19	149
8. Wally Tinker	1967-68	148
Samir Doughty	2019-20	148
10. Bob Miller	1953-54	144

## FREE THROWS ATTEMPTED

1. Chris Denson	2013-14	268
2. John Mengelt	1970-71	256
3. John Mengelt	1969-70	225
4. Bob Miller	1953-54	213
5. Cinmeon Bowers	2014-15	207
6. Mustapha Heron	2017-18	202
7. Wally Tinker	1967-68	199
KT Harrell	2014-15	199
9. Tyler Harris	2015-16	194
10. Samir Doughty	2019-20	193

## FREE THROW PERCENTAGE

1. Eddie Johnson	1974-75	102-116	.879
Danjel Purifoy	2016-17	80-91	.879
3. Stan Pietkiewicz	1977-78	128-146	.877
4. KT Harrell	2013-14	134-154	.870
5. Jimmy Fibbe	1960-61	83-96	.865
Ian Young	2004-05	83-96	.865
7. Scott Pohlman	1998-99	69-80	.863
8. Jimmy Montgomery	1965-66	83-97	.856
9. Lee DeFore	1965-66	133-156	.853
10. Frankie Sullivan	2009-10	80-94	.851
11. Wendell Green Jr.	2021-22	76-90	.844

## ASSISTS

1. Jared Harper	2018-19	231
2. Gerald White	1985-86	221
3. Wes Flanigan	1995-96	214
4. Jamison Brewer	2000-01	187
5. Gerald White	1984-85	185
Jared Harper	2017-18	185
7. Doc Robinson	1999-2000	175
8. Wendell Green Jr.	2021-22	172
9. Doc Robinson	1998-99	166
10. Quantez Robertson	2006-07	163

## BLOCKS

1. Walker Kessler	2021-22	155
2. Kyle Davis	2002-03	126
3. Kyle Davis	2000-01	84
4. Johni Broome	2022-23	78
Kyle Davis	2001-02	78
6. Mamadou N'diaye	1998-99	77
7. Mamadou N'diaye	1997-98	73
Anfernee McLemore	2017-18	73
9. Kyle Davis	2003-04	72
10. Mamadou N'diaye	1999-2000	66

Note: Figures not available prior to 1978-79 season.

## STEALS

1. Marquis Daniels	2002-03	78
2. Marquis Daniels	2000-01	71
3. Chuma Okeke	2018-19	69
4. Bryant Smith	1997-98	67
DeWayne Reed	2008-09	67
6. Wes Flanigan	1995-96	64
Chris Porter	1998-99	64
K.D. Johnson	2021-22	64
Derrick Dennison	1989-90	64
10. Quantez Robertson	2007-08	63

Note: Figures not available prior to 1978-79 season.



# SINGLE-SEASON RECORDS - FRESHMAN

## POINTS

1. Jabari Smith, F	2021-22	576
2. Eddie Johnson, G	1973-74	567
3. Ronnie Battle, G	1989-90	527
4. Toney Douglas, G	2004-05	525
5. Mustapha Heron, G	2016-17	485
6. Mike Mitchell, F	1974-75	461
7. Wesley Person, G	1990-91	400
8. Jared Harper, G	2016-17	365
9. Isaac Okoro, F	2019-20	359
10. Charles Barkley, F/C	1981-82	356

## SCORING AVERAGE

1. Eddie Johnson, G	1973-74	21.8
2. Mike Mitchell, F	1974-75	18.4
3. Ronnie Battle, G	1989-90	17.0
4. Jabari Smith, F	2021-22	16.9
Toney Douglas, G	2004-05	16.9
6. Wesley Person, G	1990-91	15.4
7. Mustapha Heron, G	2016-17	15.2
8. Isaac Okoro, F	2019-20	12.8
9. Charles Barkley, F/C	1981-82	12.7
10. Danjel Purifoy, F	2016-17	11.5
Gary Redding, F	1972-73	11.5

## REBOUNDS

1. Pepto Bolden, F	1973-74	302
2. Mike Mitchell, F	1974-75	286
3. Charles Barkley, F/C	1981-82	275
4. Jabari Smith, F	2021-22	252
5. Jeff Moore, F	1984-85	240
6. Gary Redding, F	1972-73	214
7. Mustapha Heron, G	2016-17	195
8. Kyle Davis, C	2000-01	178
9. Earl Banks, F	1977-78	173
10. Chris Morris, G	1984-85	169

## REBOUND AVERAGE

1. Pepto Bolden, F	1973-74	11.62
2. Mike Mitchell, F	1974-75	11.44
3. Charles Barkley, F/C	1981-82	9.82
4. Gary Redding, F	1972-73	8.23
5. Jabari Smith, F	2021-22	7.41
6. Jeff Moore, F	1984-85	7.06
7. Earl Banks, F	1977-78	6.41
8. Bobby Cattage, C	1977-78	6.32
9. Myles Patrick, C	1974-75	6.15
10. Mustapha Heron, G	2016-17	6.09

## FIELD GOALS MADE

1. Eddie Johnson, G	1973-74	231
2. Mike Mitchell, F	1974-75	204
3. Ronnie Battle, G	1989-90	202
4. Jabari Smith, F	2021-22	183
5. Toney Douglas, G	2004-05	179
6. Chris Morris, G	1984-85	155
7. Wesley Person, G	1990-91	153
8. Mustapha Heron, G	2016-17	152
9. Charles Barkley, F/C	1981-82	144
10. Isaac Okoro, F	2019-20	125

## FIELD GOALS ATTEMPTED

1. Eddie Johnson, G	1973-74	538
2. Jabari Smith, F	2021-22	427
3. Mike Mitchell, F	1974-75	426
4. Toney Douglas, G	2004-05	422
5. Ronnie Battle, G	1989-90	416
6. Mustapha Heron, G	2016-17	344
7. Wesley Person, G	1990-91	325
Chris Morris, G	1984-85	325
9. Scott Pohlman, G	1997-98	293
10. Gary Redding, F	1972-73	278

## FIELD GOAL PERCENTAGE

1. Anfernee McLemore, F	2016-17	.683
2. Charles Barkley, F/C	1981-82	.595
3. Austin Wiley, C	2016-17	.584
4. Korvotney Barber, F	2005-06	.574
5. Abdou Diame, F	2000-01	.542
6. Chuck Person, F/C	1982-83	.541
7. Pepto Bolden, F	1973-74	.533
8. Marco Killingsworth, F	2001-02	.529
9. Franklin Williams, F	1994-95	.528
10. Isaac Okoro, F	2019-20	.510

## 3-POINT FIELD GOALS MADE

1. Jabari Smith, F	2021-22	79
2. Bryce Brown, G	2015-16	78
3. Ronnie Battle, G	1989-90	64
4. Toney Douglas, G	2004-05	62
5. Danjel Purifoy, F	2016-17	59
6. Daymeon Fishback, G	1996-97	57
7. Jared Harper, G	2016-17	54
8. Scott Pohlman, G	1997-98	53
9. Mustapha Heron, G	2016-17	44
10. Tahj Shamsid-Deen, G	2013-14	43

## 3-POINT FIELD GOALS ATTEMPTED

1. Bryce Brown, G	2015-16	211
2. Jabari Smith, F	2021-22	188
3. Daymeon Fishback, G	1996-97	174
4. Toney Douglas, G	2004-05	166
5. Ronnie Battle, G	1989-90	164
6. Scott Pohlman, G	1997-98	162
7. Danjel Purifoy, F	2016-17	160
8. Jared Harper, G	2016-17	157
9. Tahj Shamsid-Deen, G	2013-14	130
10. Frankie Sullivan, G	2008-09	124

## 3-POINT FIELD GOAL PCT. (MIN. 1.0 PER GAME)

1. Mustapha Heron, G	2016-17	.423
2. Jabari Smith, F	2021-22	.420
3. Jay Heard, G	1998-99	.419
4. Chuma Okeke, F	2017-18	.391
5. Jordan Price, G	2012-13	.390
Rasheem Barrett, G	2005-06	.390
7. Ronnie Battle, G	1989-90	.390
8. Toney Douglas, G	2004-05	.373
9. Bryce Brown, G	2015-16	.370
10. Danjel Purifoy, F	2016-17	.369

# SINGLE-SEASON RECORDS - FRESHMAN

## FREE THROWS MADE

1. Mustapha Heron, G	2016-17	137
2. Jabari Smith, F	2021-22	131
3. Toney Douglas, G	2004-05	105
Eddie Johnson, G	1973-74	105
5. Jared Harper, G	2016-17	103
6. Reggie Gallon, G	1989-90	99
7. Isaac Okoro, F	2019-20	89
8. Sharife Cooper, G	2020-21	85
9. Danjel Purifoy, F	2016-17	80
10. Charles Barkley, F/C	1981-82	68

## FREE THROWS ATTEMPTED

1. Mustapha Heron, G	2016-17	178
2. Jabari Smith, F	2021-22	164
3. Jared Harper, G	2016-17	146
4. Toney Douglas, G	2004-05	133
5. Isaac Okoro, F	2019-20	132
6. Eddie Johnson, G	1973-74	130
7. Reggie Gallon, G	1989-90	128
8. Austin Wiley, C	2016-17	114
9. Charles Barkley, F/C	1981-82	107
10. Sharife Cooper, G	2020-21	103

## FREE THROW PERCENTAGE

1. Danjel Purifoy, F	2016-17	.879
2. Scott Pohlman, G	1997-98	.831
3. Bryce Brown, G	2015-16	.826
4. Michael Jones, F	1985-86	.820
5. Eddie Johnson, G	1973-74	.807
6. Frank Poindexter, F	1979-80	.806
Alvin Mumphord, G	1979-80	.806
8. Jabari Smith, F	2021-22	.799
9. Toney Douglas, G	2004-05	.789
10. Reggie Gallon, G	1989-90	.773

## ASSISTS

1. Wes Flanigan, G	1993-94	137
2. Quantez Robertson, G	2005-06	130
3. Reggie Gallon, G	1989-90	119
4. Sharife Cooper, G	2020-21	97
5. Doc Robinson, G	1996-97	96
6. Jared Harper, G	2016-17	95
Lewis Card, G	1978-79	95
8. Gerald White, G	1983-84	94
9. DeWayne Reed, G	2006-07	93
10. Tahj Shamsid-Deen, G	2013-14	86

## ASSISTS PER GAME

1. Quantez Robertson, G	2005-06	5.65
2. Wes Flanigan, G	1993-94	4.89
3. Lewis Card, G	1978-79	4.52
4. Reggie Gallon, G	1989-90	3.84
5. Doc Robinson, G	1996-97	3.10
6. Gerald White, G	1983-84	3.03
7. DeWayne Reed, G	2006-07	3.00
8. Jared Harper, G	2016-17	2.97
9. Pepto Bolden, F	1973-74	2.88
10. Tahj Shamsid-Deen, G	2013-14	2.87

## BLOCKS

1. Kyle Davis, C	2000-01	84
2. Horace Spencer, F	2015-16	65
3. Charles Barkley, F/C	1981-82	51
4. Chris Morris, G	1984-85	45
5. Korvotney Barber, F	2005-06	43
6. Randy Hughes, F	1997-98	42
7. Anfernee McLemore, F	2016-17	37
JT Thor, F	2020-21	37
9. Jabari Smith, F	2021-22	35
10. Michael Jones, F	1985-86	34

Note: Figures not available prior to 1978-79 season.

## BLOCKS PER GAME

1. Kyle Davis, C	2000-01	2.47
2. Horace Spencer, F	2015-16	2.10
3. Randy Hughes, F	1997-98	1.83
4. Charles Barkley, F/C	1981-82	1.82
5. Korvotney Barber, F	2005-06	1.54
6. JT Thor, F	2020-21	1.37
7. Austin Wiley, C	2016-17	1.35
8. Chris Morris, G	1984-85	1.32
9. Wesley Person, G	1990-91	1.19
10. Anfernee McLemore, F	2016-17	1.16

Note: Figures not available prior to 1978-79 season.

## STEALS

1. Toney Douglas, G	2004-05	43
Chris Morris, G	1984-85	43
3. Danjel Purifoy, F	2016-17	41
DeWayne Reed, G	2006-07	41
Jay Heard, G	1998-99	41
6. Frankie Sullivan, G	2008-09	39
7. Ronnie Battle, G	1989-90	38
8. Jabari Smith, F	2021-22	37
Jared Harper, G	2016-17	37
Quantez Robertson, G	2005-06	37

Note: Figures not available prior to 1978-79 season.

## STEALS PER GAME

1. Danjel Purifoy, F	2016-17	1.41
2. Toney Douglas, G	2004-05	1.39
3. Wesley Person, G	1990-91	1.35
4. Quantez Robertson, G	2005-06	1.32
5. Chris Morris, G	1984-85	1.26
6. Jay Heard, G	1998-99	1.24
7. Ronnie Battle, G	1989-90	1.23
8. Josh Dollard, F	2005-06	1.22
9. Brandon Robinson, G	2001-02	1.21
10. Jared Harper, G	2016-17	1.16
Scott Pohlman, G	1997-98	1.16

Note: Figures not available prior to 1978-79 season.

# SINGLE-SEASON RECORDS - FRESHMAN

## GAMES PLAYED

1.	Jabari Smith, F	2021-22	34
	Davion Mitchell, G	2017-18	34
	Chuma Okeke, F	2017-18	34
	Frankie Sullivan, G	2008-09	34
	Jeff Moore, F	1984-85	34
	Chris Morris, G	1984-85	34
7.	Jay Heard, G	1998-99	33
	Michael Jones, F	1985-86	33
9.	Tre Donaldson, G	2022-23	32
	Jared Harper, G	2016-17	32
	Mustapha Heron, G	2016-17	32
	Anfernee McLemore, F	2016-17	32
	Shaquille Johnson, G	2012-13	32
	Earnest Ross, G	2009-10	32
	Abdou Diame, F	2000-01	32
	Derek Caldwell, G/F	1995-96	32
	Adrian Chilliest, F	1995-96	32

## GAME STARTED

1.	Jabari Smith, F	2021-22	34
2.	Mustapha Heron, G	2016-17	32
3.	Toney Douglas, G	2004-05	31
	Ronnie Battle, G	1989-90	31
	Reggie Gallon, G	1989-90	31
6.	Jared Harper, G	2016-17	30
	Tahj Shamsid-Deen, G	2013-14	30
	Chris Morris, G	1984-85	30
	Frank Ford, G	1983-84	30
10.	Scott Pohlman, G	1997-98	29
	Jeff Moore, F	1984-85	29

## MINUTES PLAYED

1.	Toney Douglas, G	2004-05	1,103
2.	Reggie Gallon, G	1989-90	1,088
3.	Chris Morris, G	1984-85	1,032
4.	Ronnie Battle, G	1989-90	1,020
5.	Quantez Robertson, G	2005-06	991
6.	Jabari Smith, F	2021-22	977
7.	Frank Ford, G	1983-84	927
8.	Mustapha Heron, G	2016-17	901
9.	Scott Pohlman, G	1997-98	888
10.	Isaac Okoro, F	2019-20	882

## MINUTES PER GAME

1.	Toney Douglas, G	2004-05	35.6
2.	Quantez Robertson, G	2005-06	35.4
3.	Reggie Gallon, G	1989-90	35.1
4.	Wesley Person, G	1990-91	33.0
5.	Ronnie Battle, G	1989-90	32.9
6.	Isaac Okoro, F	2019-20	31.5
7.	Chris Morris, G	1984-85	30.4
8.	Frank Ford, G	1983-84	29.9
9.	Scott Pohlman, G	1997-98	29.6
10.	Tahj Shamsid-Deen, G	2013-14	29.3

## DOUBLE FIGURE GAMES

1.	Mustapha Heron, G	2016-17	31
2.	Ronnie Battle, G	1989-90	26
3.	Mike Mitchell, F	1974-75	24

	Eddie Johnson, G	1973-74	24
5.	Toney Douglas, G	2004-05	23
6.	Wesley Person, G	1990-91	22
7.	Isaac Okoro, F	2019-20	20
8.	Rasheem Barrett, G	2005-06	19
	Gary Redding, F	1972-73	19
10.	Jared Harper, G	2016-17	18
	Charles Barkley, F/C	1981-82	18

## 20-POINT GAMES

1.	Eddie Johnson, G	1973-74	18
2.	Jabari Smith, F	2021-22	14
3.	Toney Douglas, G	2004-05	12
	Mike Mitchell, F	1974-75	12
5.	Ronnie Battle, G	1989-90	11
6.	Wesley Person, G	1990-91	7
7.	Mustapha Heron, G	2016-17	6
8.	Sharife Cooper, G	2020-21	5
	Jared Harper, G	2016-17	5
10.	Danjel Purifoy, F	2016-17	3
	Bryce Brown, G	2015-16	3
	Rasheem Barrett, G	2005-06	3
	Chris Morris, G	1984-85	3
	Chuck Person, F/C	1982-83	3
	Charles Barkley, F/C	1981-82	3
	Pepto Bolden, F	1973-74	3
17.	Frank Tolbert, G	2004-05	2
	Scott Pohlman, G	1997-98	2
	Reggie Gallon, G	1989-90	2
	Frank Poindexter, F	1979-80	2
	Gary Redding, F	1972-73	2
22.	Isaac Okoro, F	2020-21	1
	JT Thor, F	2020-21	1
	Austin Wiley, C	2016-17	1
	Chris Denson, G	2010-11	1
	Frankie Sullivan, G	2008-09	1
	Abdou Diame, F	2000-01	1
	Jay Heard, G	1998-99	1
	Willie Jone, F	1991-92	1
	Matt Geiger, C	1987-88	1
	Gerald White, G	1983-84	1
	Vince Martello, G	1980-81	1
	Bubba Price, G	1976-77	1
	Wayne Bracy, G	1974-75	1

## 25-POINT GAMES

1.	Eddie Johnson, G	1973-74	13
2.	Jabari Smith, F	2021-22	5
	Sharife Cooper, G	2020-21	5
	Ronnie Battle, G	1989-90	5
5.	Toney Douglas, G	2004-05	3
	Mike Mitchell, F	1974-75	3
	Danjel Purifoy, F	2016-17	2
	Wesley Person, G	1990-91	2
	Chris Morris, G	1984-85	2
10.	Austin Wiley, C	2016-17	1
	Bryce Brown, G	2015-16	1
	Rasheem Barrett, G	2005-06	1
	Josh Dollard, F	2005-06	1
	Frank Tolbert, G	2004-05	1
	Abdou Diame, F	2000-01	1
	Chuck Person, F/C	1982-83	1
	Charles Barkley, F/C	1981-82	1
	Vince Martello, G	1980-81	1
	Frank Poindexter, F	1979-80	1
	Gary Redding, F	1972-73	1

# SINGLE-SEASON RECORDS - FRESHMAN

## 30-POINT GAMES

1. Toney Douglas, G	2004-05	3
Eddie Johnson, G	1973-74	3
3. Mike Mitchell, F	1974-75	2
4. Jabari Smith, F	2021-22	1
Wesley Person, G	1990-91	1
Ronnie Battle, G	1989-90	1
Pepto Bolden, F	1973-74	1

## DOUBLE-DOUBLES

1. Mike Mitchell, F	1974-75	18
2. Charles Barkley, F/C	1981-82	13
3. Pepto Bolden, F	1973-74	10
4. Jabari Smith, F	2021-22	7
Bobby Cattage, C	1977-78	7
6. Gary Redding, F	1972-73	5
7. Jeff Moore, F	1984-85	4
8. Sharife Cooper, G	2020-21	3
Chuma Okeke, F	2017-18	3
Mustapha Heron, G	2016-17	3
Brandon Robinson, G	2001-02	3
Chris Morris, G	1984-85	3
Darrell Lockhart, F	1979-80	3
Earl Banks, F	1977-78	3
15. Toney Douglas, G	2004-05	2
Chuck Person, F/C	1982-83	2
Myles Patrick, C	1974-75	2
18. Austin Wiley, C	2016-17	1
David Hamilton, F	1998-99	1
Wes Flanigan, G	1993-94	1
Willie Jones, F	1991-92	1
Wesley Person, G	1990-91	1
Johnny Benjamin, G	1988-89	1
Robert McKie, C	1988-89	1

## DOUBLE-DOUBLES (PTS-ASTS ONLY)

1. Sharife Cooper, G	2020-21	3
2. Wes Flanigan, G	1993-94	1

## 10-REBOUND GAMES

1. Mike Mitchell, F	1974-75	18
2. Charles Barkley, F/C	1981-82	16
Pepto Bolden, F	1973-74	16
4. Jabari Smith, F	2021-22	9
5. Bobby Cattage, C	1977-78	7
6. Myles Patrick, C	1974-75	5
Gary Redding, F	1972-73	5
8. Chuma Okeke, F	2017-18	4
Brandon Robinson, G	2001-02	4
Robert McKie, C	1988-89	4
Jeff Moore, F	1984-85	4
12. Mustapha Heron, G	2016-17	3
Kyle Davis, C	2000-01	3
David Hamilton, F	1998-99	3
Chris Morris, G	1984-85	3
Darrell Lockhart, F	1979-80	3
Earl Banks, F	1977-78	3
18. Toney Douglas, G	2004-05	2
Randy Hughes, F	1997-98	2
Willie Jones, F	1991-92	2
Chuck Person, F/C	1982-83	2
22. Anfernee McLemore, F	2016-17	1
Danjel Purifoy, F	2016-17	1
Austin Wiley, C	2016-17	1
Horace Spencer, F	2015-16	1
Matthew Atewe, C	2013-14	1
Ty Armstrong, F	2009-10	1
Korvotney Barber, F	2005-06	1
Joey Cameron, F	2005-06	1
Josh Dollard, F	2005-06	1
Quantez Robertson, G	2005-06	1
Abdou Diame, F	2000-01	1
Franklin Williams, F	1994-95	1
Wesley Person, G	1990-91	1
Johnny Benjamin, G	1988-89	1

## 10-ASSIST GAMES

1. Sharife Cooper, G	2020-21	3
2. Wes Flanigan, G	1993-94	1
Reggie Gallon, G	1989-90	1
Lewis Card, G	1978-79	1

Note: Freshmen were first allowed to participate prior to the 1972-73 season. For all per game records, freshmen must have played in at least 50 percent of games.

# SINGLE-SEASON RECORDS - TEAM

## WINS

1.	30	2018-19
2.	28	2021-22
3.	29	1998-99
4.	26	2017-18
5.	25	2019-20
6.	24	2008-09
	24	1999-00
8.	22	2002-03
	22	1985-86
	22	1984-85
11.	23	2022-23
12.	20	1983-84
	20	1958-59
	20	1927-28

## WINNING PERCENTAGE

1.	.909 (20-2)	1958-59
	.909 (20-2)	1927-28
3.	.878 (29-4)	1998-99
4.	.864 (19-3)	1959-60
5.	.824 (28-6)	2021-22
6.	.818 (18-4)	1962-63
7.	.806 (25-6)	2019-20
8.	.765 (26-8)	2017-18
9.	.750 (18-6)	1961-62
	.750 (30-10)	2018-19

## GAMES PLAYED

1.	40	2018-19
2.	36	2008-09
3.	35	2014-15
4.	34	2022-23
	34	2021-22
	34	2017-18
	34	2002-03
	34	1999-00
	34	1984-85
10.	33	1998-99
	33	1985-86

## POINTS

1.	3188	2018-19
2.	2783	2017-18
3.	2680	1998-99
4.	2660	2021-22
5.	2620	2008-09
6.	2573	2016-17
7.	2477	2000-01
	2477	1986-87
9.	2474	2022-23
10.	2423	1999-00

## SCORING AVERAGE

1.	86.6	1991-92
2.	82.1	1970-71
3.	82.0	1977-78
4.	81.9	2017-18
5.	81.73	1974-75
6.	81.71	1993-94
7.	81.3	1975-76
8.	81.2	1998-99
9.	80.5	1976-77
10.	80.407	1992-93
	80.406	2016-17

## SCORING MARGIN

1.	+19.6	1998-99
2.	+17.4	1958-59
3.	+11.2	1962-63
4.	+11.0	2021-22
	+11.0	2018-19
6.	+10.2	1961-62
7.	+9.5	1959-60
8.	+8.7	2017-18
9.	+7.7	1964-65
10.	+7.3	1956-57

## FIELD GOALS MADE

1.	1097	2018-19
2.	1016	1984-85
3.	977	1985-86
4.	974	1998-99
5.	955	1986-87
6.	943	2021-22
7.	928	2008-09
8.	917	2000-01
9.	908	1983-84
10.	906	2017-18

## FIELD GOALS ATTEMPTED

1.	2439	2018-19
2.	2245	1998-99
3.	2166	2021-22
4.	2118	1999-00
5.	2116	2008-09
6.	2102	2017-18
7.	2043	2000-01
8.	2040	1984-85
9.	1991	2022-23
10.	1992	1951-52

## FIELD GOAL PERCENTAGE

1.	.521 (#1 in NCAA Div. I)	1959-60
2.	.518	1983-84
3.	.511	1991-92
4.	.508	1981-82
5.	.506 (#1 in NCAA Div. I)	1993-94
6.	.505	1985-86
7.	.504	1962-63
8.	.502	1968-69
9.	.501	1992-93
10.	.498	1984-85
	.498	1982-83

## 3-POINT FIELD GOALS MADE

1.	454 (#1 in NCAA Div. I)	2018-19
2.	324	2017-18
3.	289	2016-17
4.	287	1995-96
5.	278	2008-09
6.	274	2021-22
7.	272	2015-16
8.	271	2009-10
9.	259	2004-05
10.	252	2014-15
	252	2019-20

Season records kept since 1986-87.



2018-19 Auburn Tigers

# SINGLE-SEASON RECORDS - TEAM

## 3-POINT FIELD GOAL ATTEMPTED

1.	1204	2018-19
2.	908	2017-18
3.	862	2021-22
4.	832	2008-09
5.	824	2019-20
6.	819	2009-10
7.	806	1995-96
8.	799	2015-16
9.	789	2016-17
10.	755	2004-05

Season records kept since 1986-87.

## 3-POINT FIELD GOAL PERCENTAGE

1.	.452	1991-92
2.	.390	1992-93
3.	.380	1993-94
4.	.377	1990-91
	.377	1986-87
	.377	2018-19
7.	.366	2016-17
	.366	1994-95
9.	.363	1989-90
10.	.357	2017-18

Season records kept since 1986-87.

## FREE THROWS MADE

1.	647	2017-18
2.	606	2014-15
3.	562	2016-17
4.	551	2019-20
5.	541	1989-90
6.	540	2018-19
7.	532	1953-54
8.	526	2013-14
9.	514	1958-59
10.	503	2022-23

## FREE THROWS ATTEMPTED

1.	910	2014-15
2.	908	2017-18
3.	836	2016-17
4.	818	2019-20
5.	802	2008-09
6.	787	1953-54
7.	776	1989-90
8.	760	2018-19
9.	747	2015-16
10.	730	2013-14

## FREE THROW PERCENTAGE

1.	.792 (#1 in NCAA Div. I)	1965-66
2.	.774	2017-18
3.	.772	1959-60
4.	.770	1987-88
5.	.758	1977-78
6.	.750	1985-86
7.	.748	1960-61
8.	.745	1970-71
9.	.743	1964-65
10.	.739	1956-57

## REBOUNDS

1.	1452	1998-99
2.	1374	2021-22
3.	1368	2018-19
4.	1335	1999-00
5.	1323	2008-09
6.	1301	1984-85
7.	1292	1974-75
8.	1289	2017-18
9.	1269	1973-74
10.	1265	2019-20

## REBOUND AVERAGE

1.	52.8	1957-58
2.	49.7	1974-75
3.	49.6	1952-53
4.	49.0	1956-57
5.	48.7	1973-74
6.	48.5	1951-52
7.	47.1	1955-56
8.	46.5	1969-70
9.	46.4	1970-71
10.	45.6	1958-59

## REBOUND MARGIN

1.	+9.2	1998-99
2.	+8.6	1961-62
3.	+8.4	1983-84
	+8.4	1958-59
5.	+7.8	1976-77
	+7.8	1964-65
7.	+7.6	1986-87
8.	+7.5	1987-88
9.	+7.1	1984-85
10.	+7.0	1974-75, 1975-76

## PERSONAL FOULS

1.	734	2018-19
2.	708	2014-15
3.	675	1989-90
4.	674	2008-09
5.	673	2017-18
6.	672	2016-17
7.	660	2015-16
8.	657	2012-13
9.	655	2022-23
10.	647	2013-14

## FOULED OUT

1.	33	1977-78
2.	29	1973-74
3.	27	1978-79
4.	26	2006-07
	26	2004-05
	26	2000-01
	26	1972-73
7.	24	1982-83
	24	1981-82
9.	23	1993-94
	23	1990-91
	23	1989-90

## ASSISTS

1.	572	2018-19
2.	532	2006-07
3.	526	1985-86
4.	518	1987-88
5.	507	2008-09
6.	501	2021-22
	501	1986-87
8.	495	2000-01
9.	493	1994-95
10.	482	1995-96

Season records kept since 1965-66.

## BLOCKS

1.	272 (#1 in NCAA Div. I)	2021-22
2.	190	2018-19
3.	180	2017-18
4.	178	2002-03
5.	172	2022-23
6.	163 (#1 in NCAA Div. I)	2020-21
7.	162	2016-17
8.	155	2000-01
9.	152	2001-02
	152	1997-98

Figures not available prior to 1978-79 season.

## STEALS

1.	369	2018-19
2.	327	1998-99
	327	2008-09
4.	284	2021-22
5.	270	2006-07
6.	269	2002-03
7.	265	2000-01
8.	263	2022-23
9.	259	2007-08
10.	258	1989-90

Figures not available prior to 1978-79 season.

# WINNING STREAKS

## OVERALL WIN STREAKS

**30**

Began with an 80-72 win at Georgia Tech on Jan. 22, 1958, and ended with a 75-56 loss at Kentucky on Feb. 21, 1959.

**19**

Began with a 62-53 win over Loyola Chicago in the fifth game of the 2021-22 season at the Battle 4 Atlantis on Nov. 25, 2021, and ended with an 80-76 road loss in overtime as the No. 1-ranked team in the country in front of a sell-out crowd at Arkansas on Feb. 8, 2022.

**17**

Began with a 114-60 win over Southeastern Louisiana on Nov. 13, 1998, and ended with a 72-62 loss at Kentucky on Jan. 20, 1999.

**15**

Began with a 55-54 win over Vanderbilt on Jan. 30, 1960, and ended with a 56-48 loss at Mississippi State on Jan. 7, 1961.

**15**

Began with an 83-74 win over Georgia Southern on Nov. 5, 2019, and ended with an 83-64 loss at Alabama on Jan. 15, 2020

**14**

First 14 games of 1927-28 season. Began with a 38-12 win over Montgomery YMCA, and ended with a 43-42 loss to Ole Miss.

**14**

Began with a 65-56 win over Belmont on Dec. 1, 1999, and ended with a 79-77 loss at Ole Miss on Jan. 22, 2000.

**14**

Began with a 102-74 win over Norfolk State on Nov. 10, 2017 and ended with a 76-71 loss at Alabama on Jan. 17, 2018.

**12**

Began with a 78-75 win over Georgia on Feb. 27, 2019, and ended with a 63-62 loss to #2 Virginia on April 6, 2019 at the Final Four. The run included a SEC Tournament title, as well as victories over #17 Kansas, #3 North Carolina and #7 Kentucky in the NCAA Tournament.

**11**

Began with a 27-24 win over Mississippi State in the third game of the 1926-27 season, and ended with a 25-23 loss to Tennessee in February of 1927.

## HOME COURT WIN STREAKS

**36**

Began with a 73-66 win over Georgia on Jan. 26, 1957, and ended with a 56-48 loss to Mississippi State on Jan. 7, 1961.

**30**

Began with a 77-62 win over Southern Miss in the first round of the NIT and last home game of the 1997-98 season, and ended with a 55-53 loss to #12 LSU on Mar. 1, 2000.

**28**

Began with a 77-72 win over No. 25-ranked Tennessee on Feb. 27, 2021, and ended with a 79-63 loss to Texas A&M on Jan. 25, 2023. The Tigers held the nation's longest home-court win streak after Gonzaga, Kentucky and Arizona were all upset at home in January of 2023.

**19**

Began with a 79-56 win over Arkansas on Feb. 20, 2019, and ended with a 78-75 loss to Texas A&M on March 4, 2020.

**18**

Began with a 77-72 win over Tennessee on Feb. 27, 2021, and is current through the 2022-23 season after the Tigers went a perfect 16-0 for the first time in Neville Arena history in 2021-22.

**17**

Began with a 27-24 win over Mississippi State in the third game of the 1926-27 season and ended with a 43-42 loss to Ole Miss in the 15th game of the 1927-28 season.

**15**

Began with a 92-70 win over Georgia Tech on Feb. 27, 1974, and ended with a 63-62 loss to Alabama on Jan. 10, 1976.

**13**

Began with an 89-78 win over Missouri on March 4, 2017 and ended with an 81-80 loss to Texas A&M on Feb. 7, 2018.

**12**

Began with an 76-66 win over Kentucky on Feb. 14, 2018 and ended with an 82-80 loss to #12 Kentucky on Jan. 19, 2019.

**10**

Began with a 79-44 win over Ole Miss on Jan. 7, 1963, and ended with a 62-57 loss to Georgia Tech on Feb. 3, 1964.

**10**

Began with a 76-73 win over Ole Miss on Mar. 2, 2011, and ended with a 68-53 loss to #2 Kentucky on Jan. 11, 2012.





# YEAR-BY-YEAR LEADERS

2001-02	Marquis Daniels, Jr., F	28	148	5.3
2002-03	Marco Killingsworth, So., F	34	219	6.4
2003-04	Marco Killingsworth, Jr., F	27	187	6.9
2004-05	Quinnel Brown, Sr., F	31	186	6
2005-06	Korvotney Barber, Fr., F	28	134	4.8
2006-07	Josh Dollard, So., F	26	181	7
2007-08	Quan Prowell, Sr., F	25	158	6.3
2008-09	Korvotney Barber, Sr., F	36	347	9.6
2009-10	Lucas Hargrove, Sr., F	32	224	7
2010-11	Earnest Ross, So., G	31	205	6.6
2011-12	Kenny Gabriel, Sr., F	31	227	7.3
2012-13	Robb Chubb, Sr., C	32	210	6.6
2013-14	Asaahn Dixon-Tatum, Sr., C	30	180	6
2014-15	Cinmeon Bowers, Jr., F	34	326	9.6
2015-16	Cinmeon Bowers, Sr., F/G	30	289	9.6
2016-17	Mustapha Heron, Fr., G	32	195	6.1
2017-18	Desean Murray, Jr., F	34	229	6.7
2018-19	Chuma Okeke, So., F	38	260	6.8
2019-20	Austin Wiley, Sr., C	31	288	9.3
2020-21	Allen Flanigan, So., G	27	149	5.5
2021-22	Walker Kessler, So., F/C	34	274	8.1
2022-23	Johni Broome, So., F	33	277	8.4

## FIELD GOAL PERCENTAGE

Season	Player	G	FGM-A	Pct
1949-50	Don Lanford, Jr., G	22	76-188	.404
1950-51	Don Lanford, Sr., G	22	89-265	.336
1951-52	Bill Fickling, So., F	22	75-191	.393
1952-53	Bob Miller, Jr., C	21	86-212	.406
1953-54	Bob Miller, Sr., C	24	141-284	.496
1954-55	Gordon Mummert, Sr., C	19	81-180	.450
1955-56	Kay Slayden, Sr., F	21	107-222	.482
1956-57	Rex Frederick, So., F	21	103-201	.512
1957-58	Rex Frederick, Jr., F	22	123-276	.446
1958-59	Jimmy Fibbe, So., F	22	92-160	.575
1959-60	Porter Gilbert, Jr., G	22	97-169	.574
1960-61	Porter Gilbert, Sr., G	19	88-151	.583
1961-62	Layton Johns, Jr., C	24	129-232	.556
1962-63	John Blackwell, Jr., F	22	123-219	.562
1963-64	Joe Newton, Jr., C	22	85-154	.552
1964-65	Joe Newton, Sr., C	24	126-208	.606
1965-66	Bobby Buisson, Jr., G	26	105-185	.566
1966-67	Tom Perry, So., F	25	78-135	.577
1967-68	Tom Perry, Jr., F	24	75-147	.510
1968-69	Bill Alexander, Jr., C	25	126-238	.529
1969-70	Bill Alexander, Sr., C	26	141-271	.520
1970-71	Al Leapheart, Jr., C	26	114-225	.506
1971-72	Ernie Magri, Jr., F	19	62-110	.564
1972-73	Albert Johnson, Sr., F	24	76-144	.528
1973-74	Pepto Bolden, Fr., C	26	113-212	.533
1974-75	Gary Redding, Jr., F	26	159-309	.515
1975-76	Gary Redding, Sr., F	26	139-265	.525
1976-77	Mike Mitchell, Jr., F	26	229-429	.534
1977-78	Myles Patrick, Sr., F	27	103-196	.526
1978-79	Rich Valavicius, Jr., F	29	171-322	.531
1979-80	Rich Valavicius, Sr., F	17	71-136	.522
1980-81	Earl Banks, Sr., C	27	140-248	.565
1981-82	Charles Barkley, Fr., C	28	144-242	.595
1982-83	Charles Barkley, So., C	28	161-250	.644
1983-84	Charles Barkley, Jr., C	28	162-254	.638
1984-85	Frank Ford, So., G	34	161-291	.553
1985-86	Frank Ford, Jr., G	33	153-281	.544
1986-87	Chris Morris, Jr., F	31	170-304	.559
1987-88	John Caylor, So., F	30	102-193	.528
1988-89	Matt Geiger, So., C	28	170-337	.504

1989-90	John Caylor, Jr., C-F	28	90-169	.533
1990-91	John Caylor, Sr., F-C	29	86-170	.506
1991-92	Aaron Swinson, So., F	27	157-267	.588
1992-93	Aaron Swinson, Jr., F/C	27	183-305	.600
1993-94	Aaron Swinson, Sr., F	28	234-371	.631
1994-95	Chris Davis, Jr., F	29	131-226	.580
1995-96	Franklin Williams, So., F	32	115-217	.530
1996-97	Pat Burke, Sr., C	31	128-270	.474
1997-98	Bryant Smith, Jr., F	28	130-257	.506
1998-99	Mamadou N'diaye, Jr., C	33	88-180	.489
1999-00	Mamadou N'diaye, Sr., C	34	100-187	.535
2000-01	Marquis Daniels, So., G	32	206-395	.522
2001-02	Marco Killingsworth, Fr., F	28	90-170	.529
2002-03	Marco Killingsworth, So., F	34	170-309	.550
2003-04	Marco Killingsworth, Jr., F	27	145-247	.587
2004-05	Daniel Hayles, Fr., F-G	31	71-142	.500
2005-06	Korvotney Barber, Fr., F	28	81-141	.574
2006-07	Korvotney Barber, So., F	32	148-244	.607
2007-08	Quan Prowell, Sr., F	25	142-261	.544
2008-09	Korvotney Barber, Sr., F	36	188-345	.545
2009-10	Brendan Knox, Sr., C	32	108-163	.663
2010-11	Rob Chubb, So., C	29	93-200	.465
2011-12	Chris Denson, So., G	30	90-194	.464
2012-13	Rob Chubb, Sr., C	32	115-239	.481
2013-14	Chris Denson, Sr., G	30	187-406	.461
2014-15	KT Harrell, Sr., G	35	194-428	.453
2015-16	T.J. Dunans, Jr., G	16	65-141	.461
2016-17	Austin Wiley, Fr., C	23	73-125	.584
2017-18	Anfernee McLemore, So., F	27	74-139	.532
2018-19	Austin Wiley, Jr., C	29	76-134	.567
2019-20	Austin Wiley, Sr., C	31	108-188	.574
2020-21	Jaylin Williams, So., F	27	116-224	.518
2021-22	Walker Kessler, So., F/C	34	163-268	.608
2022-23	Johni Broome, So., F	33	194-368	.527

## 3-POINT FIELD GOALS (MIN. 1.0 PER GAME)

Season	Player	G	3FGM	AVG
1986-87	Gerald White, Sr., G	24	32	1.3
1987-88	John Caylor, So., F	30	40	1.3
1988-89	Keenan Carpenter, Sr., G	28	84	3.0
1989-90	Ronnie Battle, Fr., G	31	64	2.1
1990-91	Ronnie Battle, So., G	29	50	1.7
1991-92	Ronnie Battle, Jr., G	27	71	2.6
1992-93	Wesley Person, Jr., F	27	58	2.1
1993-94	Wesley Person, Sr., G/F	28	93	3.3
1994-95	Lance Weems, Jr., G	29	78	2.7
1995-96	Lance Weems, Sr., G	32	108	3.4
1996-97	Daymeon Fishback, Fr., G	31	57	1.8
1997-98	Scott Pohlman, Fr., G	30	53	1.8
1998-99	Scott Pohlman, So., G	33	62	1.9
1999-00	Daymeon Fishback, Sr., G	34	59	1.7
2000-01	Adam Harrington, So., G	31	72	2.3
2001-02	Adam Harrington, Jr., G	28	52	1.9
2002-03	Derrick Bird, Sr., G	34	56	1.6
2003-04	Ian Young, Jr., G	28	59	2.1
2004-05	Ian Young, Sr., G	30	70	2.3
2005-06	Ronny LeMelle, Sr., G	28	58	2.1
2006-07	Quan Prowell, Jr., F	21	35	1.7
2007-08	Rasheem Barrett, Jr., G	30	46	1.5
2008-09	Tay Waller, Jr., G	36	100	2.8
2009-10	Tay Waller, Sr., G	26	87	3.4
2010-11	Earnest Ross, So., G	31	48	1.5
2011-12	Frankie Sullivan, Jr., G	31	60	1.9
2012-13	Frankie Sullivan, Sr., G	32	56	1.8
2013-14	KT Harrell, Jr., G	30	66	2.2

2014-15	KT Harrell, Sr., G	35	98	2.8
2015-16	Bryce Brown, Fr., G	30	78	2.6
2016-17	Danjel Purifoy, Fr., F	29	59	2.0
2017-18	Bryce Brown, Jr., G	33	107	3.2
2018-19	Bryce Brown, Sr., G	40	141	3.5
2019-20	Samir Doughty, Sr, G	31	61	2.0
2020-21	Jamal Johnson, Jr., G	27	56	2.0
2021-22	Jabari Smith, Fr., F	34	79	2.3
2022-23	Wendell Green Jr., Jr., G	34	43	1.3

3-point shot instituted in 1986-87.

### 3-POINT FIELD GOAL PERCENTAGE (MIN. 1.0 PER GAME)

Season	Player	G	3FGM-A	Pct
1986-87	Gerald White, Sr., G	24	32-83	.386
1987-88	John Caylor, So., F	30	40-95	.421
1988-89	Keenan Carpenter, Sr., G	28	84-203	.414
1989-90	Ronnie Battle, Fr., G	31	64-164	.390
1990-91	Ronnie Battle, So., G	29	50-122	.410
1991-92	Ronnie Battle, Jr., G	27	71-139	.511
1992-93	Wesley Person, Jr., F	27	58-125	.464
1993-94	Wesley Person, Sr., G/F	28	93-210	.443
1994-95	Ray Donald, Jr., G/F	29	45-108	.417
1995-96	Franklin Williams, So., F	32	32-68	.471
1996-97	Franklin Williams, Jr., F	31	33-86	.384
1997-98	Daymeon Fishback, So., G	29	39-111	.351
1998-99	Jay Heard, Fr., G	33	39-93	.419
1999-00	Daymeon Fishback, Sr., G	34	59-164	.360
2000-01	Adam Harrington, So., G	31	72-211	.341
2001-02	Adam Harrington, Jr., G	28	52-148	.351
2002-03	Nathan Watson, So., G	28	38-103	.369
2003-04	Ian Young, Jr., G	28	59-150	.393
2004-05	Nathan Watson, Sr., G	31	52-139	.374
2005-06	Rasheem Barrett, Fr., G	28	39-100	.390
2006-07	Quan Prowell, Jr., F	21	35-81	.432
2007-08	Quan Prowell, Sr., F	25	39-95	.411
2008-09	Tay Waller, Jr., G	36	100-272	.368
2009-10	Tay Waller, Sr., G	26	87-212	.410
2010-11	Earnest Ross, So., G	31	48-144	.333
2011-12	Kenny Gabriel, Sr., F	31	43-133	.323
2012-13	Jordan Price, Fr., G	27	30-77	.390
2013-14	KT Harrell, Jr., G	30	66-184	.359
2014-15	KT Harrell, Sr., G	35	98-226	.434
2015-16	TJ Lang, So., G	31	48-119	.403
2016-17	Mustapha Heron, Fr., G	32	44-104	.423
2017-18	Chuma Okeke, Fr., F	34	34-87	.391
2018-19	Samir Doughty, Jr., G	40	45-106	.425
2019-20	Samir Doughty, Sr., G	31	61-182	.335
2020-21	Jamal Johnson, Jr., G	27	56-155	.361
2021-22	Jabari Smith, Fr., F	34	79-188	.420
2022-23	Jaylin Williams, Sr., F	33	40-113	.354

3-point shot instituted in 1986-87.

### FREE THROW PERCENTAGE (MIN. 2.0 PER GAME)

Season	Player	G	FTM-A	Pct
1949-50	Don Lanford, Jr., G	22	78-101	.772
1950-51	George Hill, Sr., F	22	61-76	.803
1951-52	Jack Turner, So., G	22	66-89	.742
1952-53	Jack Turner, Jr., G	21	82-117	.701
1953-54	Jack Turner, Sr., G	24	82-110	.745
1954-55	Jim O'Donnell, Jr., F	20	112-147	.762
1955-56	Jim O'Donnell, Sr., F	21	80-104	.769
1956-57	Jimmy Lee, So., G	21	66-85	.776
1957-58	Jimmy Lee, Jr., G	22	62-85	.729
1958-59	Henry Hart, Sr., G	22	102-138	.739
1959-60	David Vaughn, Jr., F	18	68-85	.800
1960-61	Jimmy Fibbe, Sr., F	22	83-96	.865
1961-62	Layton Johns, Jr., C	24	119-155	.768
1962-63	Larry Cart, Sr., G	22	66-89	.742
1963-64	Joe Newton, Jr., C	22	61-76	.803
1964-65	Lee DeFore, Jr., F	23	73-92	.793

1965-66	Jimmy Montgomery, Sr., F	26	83-97	.856
1966-67	Bobby Buisson, Sr., G	25	97-126	.785
1967-68	Tom Perry, Jr., F	24	69-86	.802
1968-69	Wally Tinker, Sr., F	25	125-152	.822
1969-70	John Mengelt, Jr., G	26	180-225	.800
1970-71	John Mengelt, Sr., G	26	208-256	.812
1971-72	Henry Harris, Sr., G	26	94-128	.734
1972-73	Mike Christian, Jr., G	26	78-114	.684
1973-74	Eddie Johnson, Fr., G	26	105-130	.807
1974-75	Eddie Johnson, So., G	24	102-116	.879
1975-76	Eddie Johnson, Jr., G	26	105-142	.739
1976-77	Eddie Johnson, Sr., G	26	98-124	.790
1977-78	Stan Pietkiewicz, Sr., G	27	128-146	.877
1978-79	Bubba Price, Jr., G	29	97-123	.789
1979-80	Rich Valavicius, Sr., F	17	47-61	.770
1980-81	Frank Poindexter, So., F	27	81-100	.810
1981-82	Odell Mosteller, Jr., G	28	73-99	.737
1982-83	Odell Mosteller, Sr., G	28	73-90	.811
1983-84	Chuck Person, So., F	31	83-114	.728
1984-85	Chuck Person, Jr., F	34	79-107	.738
1985-86	Chuck Person, Sr., F	33	90-112	.804
1986-87	Jeff Moore, Jr., C	31	120-150	.800
1987-88	Jeff Moore, Sr., C	20	86-103	.835
1988-89	Keenan Carpenter, Sr., G	28	57-73	.781
1989-90	Reggie Gallon, Fr., G	31	99-128	.773
1990-91	Ronnie Battle, So., G	29	76-99	.768
1991-92	Chris Brandt, Sr., C	27	108-147	.735
1992-93	Ronnie Battle, Sr., G	27	79-96	.823
1993-94	Wesley Person, Sr., G/F	28	94-128	.734
1994-95	Wes Flanigan, So., G	29	81-101	.802
1995-96	Ray Donald, Sr., G	32	61-68	.897
1996-97	Wes Flanigan, Sr., G	31	81-122	.664
1997-98	Bryant Smith, Jr., F	28	99-149	.664
1998-99	Scott Pohlman, So., G	33	69-80	.863
1999-00	Doc Robinson, Sr., G	34	63-81	.778
2000-01	Scott Pohlman, Sr., G	32	70-86	.814
2001-02	Adam Harrington, Jr., G	28	55-79	.696
2002-03	Derrick Bird, Sr., G	34	56-69	.812
2003-04	Ian Young, Jr., G	28	37-44	.841
2004-05	Ian Young, Sr., G	30	83-96	.865
2005-06	Rasheem Barrett, Fr., G	28	52-69	.754
2006-07	Frank Tolbert, Jr., G	32	83-116	.716
2007-08	Frank Tolbert, Sr., G	30	102-134	.761
2008-09	Tay Waller, Jr., G	36	56-70	.800
2009-10	Frankie Sullivan, So., G	31	80-94	.851
2010-11	Earnest Ross, So., G	31	107-135	.793
2011-12	Frankie Sullivan, Jr., G	31	80-114	.702
2012-13	Frankie Sullivan, Sr., G	32	113-143	.790
2013-14	KT Harrell, Jr., G	30	134-154	.870
2014-15	KT Harrell, Sr., G	35	162-199	.814
2015-16	Kareem Canty, Jr., G	21	63-85	.741
2016-17	Danjel Purifoy, Fr., F	29	80-91	.879
2017-18	Desean Murray, Jr., F	34	100-119	.840
2018-19	Jared Harper, Jr., G	40	149-180	.828
2019-20	Samir Doughty, Sr., G	31	148-193	.767
2020-21	Sharife Cooper, Fr., G	12	85-103	.825
2021-22	Wendell Green Jr., So., G	34	76-90	.844
2022-23	Wendell Green Jr., Jr., G	34	160-190	.842

### ASSISTS

Season	Player	G	AST	AVG
1965-66	Bobby Buisson, Jr., G	26	109	4.2
1966-67	Bobby Buisson, Sr., G	25	73	2.9
1967-68	Tom Perry, Jr., F	24	96	4.0
1968-69	Wally Tinker, Sr., F	25	129	5.2
1969-70	Carl Shetler, Sr., G	26	67	2.6
1970-71	John Mengelt, Sr., G	26	91	3.5
1971-72	Henry Harris, Sr., G	26	69	2.7
1972-73	Gary England, Sr., G	26	82	3.2
1973-74	Mike Christian, Sr., G	26	94	3.6
1974-75	Eddie Johnson, So., G	24	140	5.8
1975-76	Eddie Johnson, Jr., G	26	149	5.7
1976-77	Eddie Johnson, Sr., G	26	135	5.2

1977-78	Stan Pietkiewicz, Sr., G	27	128	4.7
1978-79	Bubba Price, Jr., G	29	120	4.1
1979-80	Eric Stringer, Jr., G	28	103	3.7
1980-81	Byron Henson, So., G	26	63	2.4
1981-82	Paul Daniels, So., G	28	136	4.9
1982-83	Paul Daniels, Jr., G	28	134	4.8
1983-84	Paul Daniels, Sr., G	30	132	4.4
1984-85	Gerald White, So., G	34	185	5.4
1985-86	Gerald White, Jr., G	33	221	6.7
1986-87	Gerald White, Sr., G	24	124	5.2
1987-88	Terrance Howard, Sr., G	30	160	5.3
1988-89	Derrick Dennison, Jr., G	28	119	4.3
1989-90	Reggie Gallon, Fr., G	31	119	3.8
1990-91	Reggie Gallon, So., G	29	119	4.1
1991-92	Champ Wrencher, Sr., G	27	121	4.5
1992-93	Reggie Gallon, Sr., G	27	121	4.5
1993-94	Wes Flanigan, Fr., G	28	137	4.9
1994-95	Moochie Norris, Jr., G	29	143	4.9
1995-96	Wes Flanigan, Jr., G	32	214	6.7
1996-97	Wes Flanigan, Sr., G	31	138	4.5
1997-98	Doc Robinson, So., G	30	131	4.4
1998-99	Doc Robinson, Jr., G	33	166	5.0
1999-00	Doc Robinson, Sr., G	34	175	5.1
2000-01	Jamison Brewer, So., G	32	187	5.8
2001-02	Marquis Daniels, Jr., F	28	116	4.1
2002-03	Marquis Daniels, Sr., G	34	113	3.3
2003-04	Ian Young, Jr., G	28	68	2.4
2004-05	Ian Young, Sr., G	30	121	4.0
2005-06	Quantez Robertson, Fr., G	28	130	4.6
2006-07	Quantez Robertson, So., G	32	163	5.1
2007-08	Quantez Robertson, Jr., G	30	122	4.1
2008-09	DeWayne Reed, Jr., G	36	134	3.7
2009-10	DeWayne Reed, Sr., G	32	139	4.3
2010-11	Josh Wallace, So., G	31	120	3.9
2011-12	Varez Ward, So., G	27	103	3.8
2012-13	Josh Wallace, Sr., G	32	91	2.8
2013-14	Tahj Shamsid-Deen, Fr., G	30	86	2.9
2014-15	K.C. Ross-Miller, Sr., G	35	83	2.4
2015-16	Kareem Canty, Jr., G	21	111	5.3
2016-17	Jared Harper, Fr., G	32	95	3.0
2017-18	Jared Harper, So., G	34	185	5.4
2018-19	Jared Harper, Jr., G	40	231	5.8
2019-20	J'Von McCormick, Sr., G	31	139	4.5
2020-21	Sharife Cooper, Fr., G	12	97	8.0
2021-22	Wendell Green Jr., So., G	34	172	5.1
2022-23	Wendell Green Jr., Jr., G	34	140	4.1

Figures not available prior to 1965-66 season.

## BLOCKS

Season	Player	G	BK
1978-79	Earl Banks, So., C	29	21
1979-80	Benny Anthony, Sr., F	28	26
1980-81	Earl Banks, Sr., C	27	20
1981-82	Charles Barkley, Fr., C	28	51
1982-83	Charles Barkley, So., C	28	45
1983-84	Charles Barkley, Jr., C	28	49
1984-85	Chris Morris, Fr., F	34	45
1985-86	Mike Jones, Fr., F	33	34
1986-87	Mike Jones, So., F	31	41
1987-88	Chris Morris, Sr., F	30	39
1988-89	Matt Geiger, So., C	28	25
1989-90	Zane Arnold, Jr., C	31	21
1990-91	Wesley Person, Fr., F	26	31
1991-92	Wesley Person, So., F	27	29
1992-93	Mark Hutton, Jr., F	27	38
1993-94	Pat Burke, Fr., C	28	26
1994-95	Pat Burke, So., C	29	29
1995-96	Pat Burke, Jr., C	32	45
1996-97	Pat Burke, Sr., C	31	33
1997-98	Mamadou N'diaye, So., C	30	73
1998-99	Mamadou N'diaye, Jr., C	33	77
1999-00	Mamadou N'diaye, Sr., C	34	66

2000-01	Kyle Davis, Fr., C	30	84
2001-02	Kyle Davis, So., C	24	78
2002-03	Kyle Davis, Jr., C	34	126
2003-04	Kyle Davis, Sr., C	28	72
2004-05	Frank Tolbert, Fr., G	30	15
2005-06	Korvotney Barber, Fr., F	28	43
2006-07	Korvotney Barber, Jr., F	32	55
2007-08	Frank Tolbert, Sr., G	30	14
2008-09	Korvotney Barber, Sr., F	36	44
2009-10	Bredon Knox, Sr., C	32	33
2010-11	Kenny Gabriel, Jr., F	31	28
2011-12	Kenny Gabriel, Sr., F	31	71
2012-13	Asaahn Dixon-Tatum, Jr., C	32	44
2013-14	Asaahn Dixon-Tatum, Sr., C	30	64
2014-15	Jordon Granger, Jr., F	34	22
2015-16	Horace Spencer, Fr., F	31	65
2016-17	Anfernee McLemore, Fr., F	32	37
2017-18	Anfernee McLemore, So., F	27	73
2018-19	Chuma Okeke, So., F	38	46
2019-20	Austin Wiley, Sr., C	31	50
2020-21	Jaylin Williams, So., F	27	39
2021-22	Walker Kessler, So., F/C	34	155
2022-23	Johni Broome, So., F	33	78

Figures not available prior to 1978-79 season.

## STEALS

Season	Player	G	ST
1978-79	Bubba Price, Jr., G	29	49
1979-80	Bubba Price, Sr., G	28	33
1980-81	Alvin Mumphord, So., G	26	29
1981-82	Odell Mosteller, Jr., G	28	30
1982-83	Paul Daniels, Jr., G	28	42
1983-84	Chuck Person, So., F	31	38
1984-85	Gerald White, So., G	34	60
1985-86	Chris Morris, So., F	33	49
1986-87	Chris Morris, Jr., F	31	45
1987-88	Chris Morris, Sr., F	30	52
1988-89	Derrick Dennison, Jr., G	28	44
1989-90	Derrick Dennison, Sr., F	30	64
1990-91	Reggie Gallon, So., G	29	41
1991-92	Reggie Gallon, Jr., G	27	39
1992-93	Reggie Gallon, Sr., G	27	39
1993-94	Wesley Person, Sr., G/F	28	28
1994-95	Moochie Norris, Jr., G	29	51
1995-96	Wes Flanigan, Jr., G	32	64
1996-97	Bryant Smith, So., F	31	53
1997-98	Bryant Smith, Jr., F	28	67
1998-99	Chris Porter, Jr., F	30	64
1999-00	Chris Porter, Sr., F	26	52
2000-01	Marquis Daniels, So., F	32	71
2001-02	Marquis Daniels, Jr., F	28	54
2002-03	Marquis Daniels, Sr., F	34	78
2003-04	Brandon Robinson, Jr., F	28	62
2004-05	Nathan Watson, Sr., G	31	52
2005-06	Ronny LeMelle, Sr., G	28	40
2006-07	Quantez Robertson, So., G	32	55
2007-08	Quantez Robertson, Jr., G	30	63
2008-09	DeWayne Reed, Jr., G	36	67
2009-10	Frankie Sullivan, So., G	31	59
2010-11	Josh Wallace, So., G	31	53
2011-12	Frankie Sullivan, Jr., G	31	44
2012-13	Allen Payne, Jr., F	32	38
2013-14	Allen Payne, Sr., F	30	37
2014-15	K.C. Ross-Miller, Sr., G	35	54
2015-16	Cinmeon Bowers, Sr., F/G	30	29
2016-17	Danjel Purifoy, Fr., F	29	41
2017-18	Jared Harper, So., G	34	40
2018-19	Chuma Okeke, So., F	38	69
2019-20	Samir Doughty, Sr., G	31	36
2020-21	Allen Flanigan, So., G	27	24
2021-22	Devan Cambridge, So., G	27	24
2021-22	K.D. Johnson, So., G	34	64
2022-23	Wendell Green Jr., Jr., G	34	58

Figures not available prior to 1978-79 season.


# 1,000-POINT CLUB

# WAREAGLE

2023-24 AUBURN MEN'S BASKETBALL


## 1. CHUCK PERSON • FORWARD, 6-8, 215, BRANTLEY, ALA. (BRANTLEY)

Year	GP-GS	Min-Avg	FG-FGA	Pct	3FG-A	Pct	FT-FTA	Pct	O-D-Reb.-Avg	PF-FO	Ast	TO	Blk	Stl	Pts-Avg
1982-83	28-20	636-22.7	118-218	.541	—	—	25-33	.758	128-4.6	57-1	37	37	6	13	261-9.3
1983-84	31-30	1045-34.8	255-470	.543	—	—	83-114	.728	249-8.0	62-3	38	82	8	38	593-19.1
1984-85	34-34	1240-36.5	334-614	.544	—	—	79-107	.738	303-8.9	78-0	69	80	18	42	747-22.0
1985-86	33-33	1194-36.2	310-597	.519	—	—	90-112	.804	260-7.9	83-3	30	73	12	27	710-21.5
<b>Totals</b>	<b>126-117</b>	<b>4115-32.7</b>	<b>1017-1899</b>	<b>.536</b>	<b>—</b>	<b>—</b>	<b>277-366</b>	<b>.757</b>	<b>940-7.5</b>	<b>280-7</b>	<b>174</b>	<b>277</b>	<b>44</b>	<b>120</b>	<b>2311-18.3</b>




## 2. MIKE MITCHELL • FORWARD, 6-8, 215, ATLANTA, GA. (PRICE)

Year	GP-GS	Min-Avg	FG-FGA	Pct	3FG-A	Pct	FT-FTA	Pct	O-D-Reb.-Avg	PF-FO	Ast	TO	Blk	Stl	Pts-Avg
1974-75	25-24	—	204-426	.479	—	—	53-98	.541	286-11.4	84-4	15	—	—	—	461-18.4
1975-76	26-26	—	210-431	.487	—	—	66-96	.688	249-9.6	76-2	27	—	—	—	486-18.7
1976-77	26-26	—	229-429	.534	—	—	47-69	.681	220-8.5	75-5	35	—	—	—	505-19.4
1977-78	27-x	—	283-544	.520	—	—	105-135	.778	241-8.9	69-2	50	—	—	—	671-24.9
<b>Totals</b>	<b>104-76</b>	<b>—</b>	<b>926-1830</b>	<b>.506</b>	<b>—</b>	<b>—</b>	<b>271-398</b>	<b>.681</b>	<b>996-9.6</b>	<b>304-13</b>	<b>127</b>	<b>—</b>	<b>—</b>	<b>—</b>	<b>2123-20.4</b>




## 3. WESLEY PERSON • FORWARD/GUARD, 6-6, 200, BRANTLEY, ALA. (BRANTLEY)

Year	GP-GS	Min-Avg	FG-FGA	Pct	3FG-A	Pct	FT-FTA	Pct	O-D-Reb.-Avg	PF-FO	Ast	TO	Blk	Stl	Pts-Avg
1990-91	26-24	857-33.0	153-325	.471	42-118	.356	52-68	.765	40-107-147-5.7	49-0	48	49	31	35	400-15.4
1991-92	27-27	955-35.4	208-411	.506	69-141	.489	53-73	.726	38-145-183-6.8	45-1	55	45	29	28	538-19.9
1992-93	27-26	957-35.4	194-349	.556	58-125	.464	61-79	.772	51-141-192-7.1	46-0	102	46	17	21	507-18.8
1993-94	28-28	1006-35.9	217-448	.484	93-210	.443	94-128	.734	52-127-179-6.4	45-1	79	45	11	28	621-22.2
<b>Totals</b>	<b>108-105</b>	<b>3775-35.0</b>	<b>772-1533</b>	<b>.497</b>	<b>262-594</b>	<b>.441</b>	<b>260-348</b>	<b>.747</b>	<b>181-520-701-6.5</b>	<b>185-2</b>	<b>284</b>	<b>185</b>	<b>88</b>	<b>112</b>	<b>2066-19.1</b>



## 4. EDDIE JOHNSON • GUARD, 6-2, 175, WEIRSDALE, FLA. (LAKE WEIR)

Year	GP-GS	Min-Avg	FG-FGA	Pct	3FG-A	Pct	FT-FTA	Pct	O-D-Reb.-Avg	PF-FO	Ast	TO	Blk	Stl	Pts-Avg
1973-74	26-26	—	231-538	.429	—	—	105-130	.807	105-4.0	85-0	75	—	—	—	567-21.8
1974-75	24-23	—	200-449	.445	—	—	102-116	.879	90-3.8	69-3	140	—	—	—	502-20.9
1975-76	26-26	—	204-428	.477	—	—	105-142	.739	101-3.9	74-0	149	—	—	—	513-19.7
1976-77	26-26	—	154-362	.425	—	—	98-124	.790	67-2.6	88-5	135	—	—	—	406-15.6
<b>Totals</b>	<b>102-101</b>	<b>—</b>	<b>789-1777</b>	<b>.444</b>	<b>—</b>	<b>—</b>	<b>410-512</b>	<b>.800</b>	<b>363-3.6</b>	<b>316-8</b>	<b>499</b>	<b>—</b>	<b>—</b>	<b>—</b>	<b>1988-19.5</b>




## 5. JOHN MENGELT • GUARD, 6-3, 190, ELWOOD, IND. (WENDELL WILLKIE)

Year	GP-GS	Min-Avg	FG-FGA	Pct	3FG-A	Pct	FT-FTA	Pct	O-D-Reb.-Avg	PF-FO	Ast	TO	Blk	Stl	Pts-Avg
1968-69	25	—	189-360	.525	—	—	108-138	.782	106-4.2	60	60	—	—	—	486-19.4
1969-70	26	—	258-554	.465	—	—	180-225	.800	156-6.0	77	54	—	—	—	696-26.8
1970-71	26	—	265-548	.484	—	—	208-256	.812	108-4.1	92	91	—	—	—	738-28.4
<b>Totals</b>	<b>77</b>	<b>—</b>	<b>712-1462</b>	<b>.487</b>	<b>—</b>	<b>—</b>	<b>496-619</b>	<b>.801</b>	<b>370-4.7</b>	<b>229</b>	<b>205</b>	<b>—</b>	<b>—</b>	<b>—</b>	<b>1920-24.8</b>




## 6. RONNIE BATTLE • GUARD, 6-1, 160, PITTSVIEW, ALA. (CHAVALA)

Year	GP-GS	Min-Avg	FG-FGA	Pct	3FG-A	Pct	FT-FTA	Pct	O-D-Reb.-Avg	PF-FO	Ast	TO	Blk	Stl	Pts-Avg
1989-90	31-31	1020-32.9	202-416	.486	64-164	.390	59-82	.720	35-69-104-3.4	78-2	79	88	5	38	527-17.0
1990-91	29-28	928-32.0	184-438	.420	50-122	.410	76-99	.768	31-44-75-2.6	68-1	62	83	7	27	494-17.0
1991-92	27-27	895-33.1	173-352	.491	71-139	.511	32-46	.696	12-38-50-1.9	70-1	66	64	9	36	449-16.6
1992-93	27-27	927-33.1	158-350	.451	51-133	.383	79-96	.823	11-27-38-1.4	53-0	86	70	4	24	446-16.5
<b>Totals</b>	<b>114-113</b>	<b>3770-33.1</b>	<b>717-1556</b>	<b>.461</b>	<b>236-558</b>	<b>.423</b>	<b>246-323</b>	<b>.762</b>	<b>89-178-267-2.3</b>	<b>269-4</b>	<b>293</b>	<b>305</b>	<b>25</b>	<b>125</b>	<b>1916-16.8</b>



## 7. CHRIS MORRIS • FORWARD, 6-8, 210, ATLANTA, GA. (DOUGLASS)

Year	GP-GS	Min-Avg	FG-FGA	Pct	3FG-A	Pct	FT-FTA	Pct	O-D-Reb.-Avg	PF-FO	Ast	TO	Blk	Stl	Pts-Avg
1984-85	34-30	1032-30.4	155-325	.477	—	—	44-71	.620	169-5.0	81-5	57	87	45	43	354-10.4
1985-86	33-33	1023-31.0	128-256	.500	—	—	69-103	.670	171-5.2	75-3	62	58	60	54	325-9.8
1986-87	31-31	985-31.8	170-304	.559	9-27	.333	69-97	.711	99-126-225-7.3	104-8	80	69	30	42	418-13.5
1987-88	30-30	1018-33.9	241-501	.481	33-97	.340	105-132	.795	110-185-295-9.8	83-3	82	85	44	54	620-20.7
<b>Totals</b>	<b>128-124</b>	<b>4058-31.7</b>	<b>694-1386</b>	<b>.501</b>	<b>42-124</b>	<b>.338</b>	<b>287-403</b>	<b>.712</b>	<b>209-311-860-6.7</b>	<b>343-19</b>	<b>281</b>	<b>275</b>	<b>179</b>	<b>193</b>	<b>1717-13.4</b>










**32. DERRICK DENNISON • FORWARD/GUARD, 6-3, 190, ATLANTA, GA. (DOUGLASS)**


Year	GP-GS	Min-Avg	FG-FGA	Pct	3FG-A	Pct	FT-FTA	Pct	O-D-Reb.-Avg	PF-FO	Ast	TO	Blk	Stl	Pts-Avg
1986-87	18-0	90-5.0	17-28	.607	6-10	.600	4-4	1.000	1-9-10-0.6	11-0	11	14	3	1	44-2.4
1987-88	30-17	565-18.8	78-158	.494	16-45	.356	25-35	.714	28-50-78-2.6	62-1	35	47	10	25	197-6.6
1988-89	28-25	846-30.2	138-313	.441	26-84	.310	47-66	.712	25-92-117-4.2	82-3	119	108	15	44	349-12.5
1989-90	30-25	875-29.2	182-392	.464	27-79	.342	89-117	.761	40-91-131-4.4	94-2	73	107	11	54	480-16.0
<b>Totals</b>	<b>106-67</b>	<b>2376-22.4</b>	<b>415-891</b>	<b>.466</b>	<b>75-218</b>	<b>.344</b>	<b>165-222</b>	<b>.743</b>	<b>94-242-336-3.2</b>	<b>249-6</b>	<b>238</b>	<b>276</b>	<b>39</b>	<b>124</b>	<b>1070-10.1</b>

**33. PAT BURKE • CENTER, 6-11, 250, CAPE CORAL, FLA. (MARINER)**

Year	GP-GS	Min-Avg	FG-FGA	Pct	3FG-A	Pct	FT-FTA	Pct	O-D-Reb.-Avg	PF-FO	Ast	TO	Blk	Stl	Pts-Avg
1993-94	28-5	390-13.9	48-100	.480	0-1	.000	16-32	.500	26-56-82-2.9	55-4	14	18	8	2	112-4.0
1994-95	29-14	640-22.1	107-201	.532	3-9	.333	43-67	.642	51-88-139-4.8	53-0	29	53	29	27	260-9.0
1995-96	32-31	898-28.1	138-287	.481	13-54	.241	63-97	.649	100-178-278-8.7	86-3	28	39	11	8	352-11.0
1996-97	31-25	794-25.6	128-270	.474	4-26	.154	80-124	.645	79-137-216-7.0	76-1	88	88	33	28	340-11.0
<b>Totals</b>	<b>120-75</b>	<b>2722-22.7</b>	<b>421-858</b>	<b>.491</b>	<b>20-90</b>	<b>.222</b>	<b>202-320</b>	<b>.631</b>	<b>256-459-715-6.0</b>	<b>270-8</b>	<b>159</b>	<b>198</b>	<b>81</b>	<b>65</b>	<b>1064-8.9</b>

**34. MARCO KILLINGSWORTH • FORWARD, 6-7, 235, MONTGOMERY, ALA. (CENTRAL PARK CHRISTIAN)**

Year	GP-GS	Min-Avg	FG-FGA	Pct	3FG-A	Pct	FT-FTA	Pct	O-D-Reb.-Avg	PF-FO	Ast	TO	Blk	Stl	Pts-Avg
2001-02	28-14	549-19.6	90-170	.529	1-5	.200	38-73	.521	47-70-117-4.2	81-4	24	49	11	8	219-7.8
2002-03	34-33	975-28.7	170-309	.550	13-36	.361	98-143	.685	81-138-219-6.4	97-4	33	98	10	18	451-13.3
2003-04	27-25	753-27.9	145-247	.587	4-10	.400	77-120	.642	86-101-187-6.9	74-1	28	68	16	21	371-13.7
<b>Totals</b>	<b>89-72</b>	<b>2277-25.6</b>	<b>405-726</b>	<b>.558</b>	<b>18-51</b>	<b>.353</b>	<b>213-336</b>	<b>.634</b>	<b>214-309-523-5.9</b>	<b>252-9</b>	<b>85</b>	<b>215</b>	<b>37</b>	<b>47</b>	<b>1041-11.7</b>

**35. FRANKLIN WILLIAMS • FORWARD, 6-6, 215, HEADLAND, ALA. (HEADLAND)**

Year	GP-GS	Min-Avg	FG-FGA	Pct	3FG-A	Pct	FT-FTA	Pct	O-D-Reb.-Avg	PF-FO	Ast	TO	Blk	Stl	Pts-Avg
1994-95	29-19	681-23.5	75-142	.528	9-27	.333	66-89	.742	38-89-127-4.4	86-4	33	62	4	16	225-7.8
1995-96	32-27	874-27.3	115-17	.530	32-68	.471	71-106	.670	50-104-154-4.8	70-1	35	29	0	6	333-10.4
1996-97	31-21	731-23.6	80-179	.447	33-86	.384	53-77	.688	58-73-131-4.2	61-1	25	57	3	21	246-7.9
1997-98	30-22	758-25.3	73-182	.401	31-91	.341	46-74	.622	43-68-111-3.8	71-2	35	71	6	21	223-7.4
<b>Totals</b>	<b>122-89</b>	<b>3044-24.9</b>	<b>343-720</b>	<b>.476</b>	<b>105-272</b>	<b>.386</b>	<b>236-346</b>	<b>.682</b>	<b>189-334-523-4.3</b>	<b>288-8</b>	<b>128</b>	<b>219</b>	<b>13</b>	<b>64</b>	<b>1027-8.4</b>

**36. BILL ALEXANDER • CENTER, 6-6, 215, CHEROKEE, ALA. (CHEROKEE VOCATIONAL)**

Year	GP-GS	Min-Avg	FG-FGA	Pct	3FG-A	Pct	FT-FTA	Pct	O-D-Reb.-Avg	PF-FO	Ast	TO	Blk	Stl	Pts-Avg
1967-68	25		125-257	.486	—	—	85-143	.594	186-7.4	84	26	—	—	—	335-13.4
1968-69	25		126-238	.529	—	—	85-132	.644	184-7.4	91	22	—	—	—	337-13.4
1969-70	26		141-271	.520	—	—	72-134	.537	316-12.1	78	19	—	—	—	354-13.6
<b>Totals</b>	<b>76</b>		<b>392-766</b>	<b>.511</b>	<b>—</b>	<b>—</b>	<b>242-409</b>	<b>.591</b>	<b>686-8.9</b>	<b>253</b>	<b>67</b>	<b>—</b>	<b>—</b>	<b>—</b>	<b>1026-13.4</b>

**37. MUSTAPHA HERON • GUARD, 6-5, 218, WATERBURY, CONN. (SACRED HEART)**

Year	GP-GS	Min-Avg	FG-FGA	Pct	3FG-A	Pct	FT-FTA	Pct	Off-Def-Tot-Avg	PF-FO	Ast	TO	Blk	Stl	Pts-Avg
2016-17	32-32	901-28.2	152-344	.442	44-104	.423	137-178	.770	52-143-195-6.1	87-2	43	77	6	27	485-15.2
2017-18	32-32	916-28.6	172-392	.439	43-130	.331	139-173	.803	41-129-170-5.3	82-3	30	66	2	38	526-16.4
<b>Totals</b>	<b>64-64</b>	<b>1817-28.4</b>	<b>324-736</b>	<b>.440</b>	<b>87-234</b>	<b>.372</b>	<b>276-351</b>	<b>.786</b>	<b>93-272-365-5.7</b>	<b>169-5</b>	<b>73</b>	<b>143</b>	<b>8</b>	<b>65</b>	<b>1011-15.8</b>

**38. EARL BANKS • FORWARD, 6-7, 220, BIRMINGHAM, ALA. (HOLY FAMILY)**

Year	GP-GS	Min-Avg	FG-FGA	Pct	3FG-A	Pct	FT-FTA	Pct	O-D-Reb.-Avg	PF-FO	Ast	TO	Blk	Stl	Pts-Avg
1977-78	27-7		64-138	.464	—	—	36-54	.667	173-6.4	98-11	4	—	—	—	164-6.1
1978-79	29-23	812-28.0	141-284	.496	—	—	35-56	.625	205-7.1	105-7	11	—	—	—	317-10.9
1979-80	28-25	558-19.9	86-173	.497	—	—	31-55	.564	164-5.9	90-3	13	—	—	—	203-7.3
1980-81	27-25	763-30.5	140-248	.565	—	—	40-69	.580	188-7.0	95-4	17	—	—	—	320-11.9
<b>Totals</b>	<b>111-80</b>	<b>2133</b>	<b>431-843</b>	<b>.511</b>	<b>—</b>	<b>—</b>	<b>142-234</b>	<b>.607</b>	<b>730-6.6</b>	<b>388-25</b>	<b>45</b>	<b>—</b>	<b>—</b>	<b>—</b>	<b>1004-9.0</b>



# YEAR-BY-YEAR TEAM STATISTICS

	G	FG-FGA	PCT.	3FG-3FGA	PCT.	FT-FTA	PCT.	REB-AVG.	PF-FO	A	TO	BLK	STL	PTS	AVG.
<b>1949-50</b>															
Auburn	23	533-1536	.346			371-547	.677		409-N/A					1437	62.4
Opponents	23	475-1605	.296			311-513	.606		438-N/A					1261	54.8
<b>1950-51</b>															
Auburn	21	539-1746	.309			353-525	.672		927-42.1					1431	65.0
Opponents	21	558-N/A	N/A			343-547	.626		N/A-N/A					1460	66.3
<b>1951-52</b>															
Auburn	25	616-1992	.309			372-587	.634		1212-48.5					1604	64.1
Opponents	25	553-N/A	N/A			388-624	.622		N/A-N/A					1491	59.6
<b>1952-53</b>															
Auburn	21	532-1571	.345			420-667	.629	1042-49.6	490-N/A					1484	70.7
Opponents	21	440-N/A	N/A			466-759	.614	N/A-N/A	437-N/A					1361	64.9
<b>1953-54</b>															
Auburn	24	622-1785	.348			532-787	.675	1045-43.0	596-N/A					1776	72.0
Opponents	24													1644	68.5
<b>1954-55</b>															
Auburn	20	561-1371	.396			455-660	.689	829-41.5	368-N/A					1577	78.9
Opponents	20													1552	77.6
<b>1955-56</b>															
Auburn	21	586-1447	.405			469-681	.689	989-47.1	426-N/A					1641	78.1
Opponents	21	566-N/A	N/A			464-698	.663		407-N/A					1596	76.0
<b>1956-57</b>															
Auburn	21	590-1386	.426			479-648	.739	1028-49.0	400-N/A					1659	79.0
Opponents	21													1506	71.7
<b>1957-58</b>															
Auburn	22	605-1478	.409			376-535	.703	1161-52.8	379-N/A					1586	72.1
Opponents	22	551-1614	.341			331-508	.653	991-45.0	398-N/A					1433	65.1
<b>1958-59</b>															
Auburn	22	593-1216	.487			514/707	.727	1004-45.6	385-N/A					1700	77.3
Opponents	22	494-1429	.346			330/492	.668	828-37.2	404-N/A					1318	59.9
<b>1959-60</b>															
Auburn	22	532-1022	.521			424-549	.772	802-36.5	307-N/A					1488	67.6
Opponents	22	490-1230	.397			298-423	.704	678-30.8	399-N/A					1278	58.1
<b>1960-61</b>															
Auburn	22	500-1018	.491			407-544	.748	791-33.0	334-N/A					1407	62.1
Opponents	22	483-1217	.397			312-441	.707	734-30.6	387-N/A					1278	58.1
<b>1961-62</b>															
Auburn	24	542-1190	.456			415-573	.724	954-39.8	350-N/A					1499	62.5
Opponents	24	487-1354	.353			280-410	.683	749-31.2	436-N/A					1254	52.3
<b>1962-63</b>															
Auburn	22	601-1191	.504			356-501	.710	911-41.4	369-N/A					1558	70.8
Opponents	22													1312	59.6
<b>1963-64</b>															
Auburn	23	629-1348	.467			384-558	.688	1028-44.7	466-26					1642	71.3
Opponents	23	593-1431	.414			417-614	.687	899-39.1	445-20					1603	69.7
<b>1964-65</b>															
Auburn	25	699-1488	.469			479-645	.743	1111-44.4	553-N/A					1877	75.1
Opponents	25	599-1441	.415			489-719	.621	916-36.6	481-N/A					1685	67.4
<b>1965-66</b>															
Auburn	26	749-1606	.465			476-601	.792	1085-41.7	545-N/A	325				1974	75.9
Opponents	26	695-1618	.428			494-701	.704	1027-39.5	465-N/A	224				1884	72.4
<b>1966-67</b>															
Auburn	25	651-1322	.492			478-657	.727	1001-40.0	493-N/A	304				1780	71.2
Opponents	25	598-1446	.413			468-655	.711	884-35.4	491-N/A	178				1664	66.5
<b>1967-68</b>															
Auburn	26	649-1370	.473			454-661	.686	983-37.8	497-N/A	404				1752	67.3
Opponents	26	653-1491	.437			453-610	.742	940-36.1	516-N/A	282				1759	67.7
<b>1968-69</b>															
Auburn	25	734-1461	.502			470-648	.725	989-39.5	421-N/A	428				1938	77.4
Opponents	25	730-1629	.448			382-517	.738	950-38.0	504-N/A	331				1842	73.6
<b>1969-70</b>															
Auburn	26	756/1703	.444			499/703	.711	1209-46.5	441-N/A	259				2011	77.3
Opponents	26	771/1782	.432			393/552	.711	1112-42.7	557-N/A	265				1935	74.4
<b>1970-71</b>															
Auburn	26	817-1766	.462			502-673	.745	1207-46.4	532-N/A	275				2136	82.1
Opponents	26	837-1842	.454			555-766	.724	1129-43.8	522-N/A	284				2229	85.7
<b>1971-72</b>															
Auburn	26	772-1633	.473			485-672	.722	1114-42.8	532-N/A	282				2029	78.0
Opponents	26	789-1752	.450			523-720	.726	1092-42.1	495-N/A	328				2101	80.8

# WAREAGLE

2023-24 AUBURN MEN'S BASKETBALL



	G	FG-FGA	PCT.	3FG-3FGA	PCT.	FT-FTA	PCT.	REB-AVG.	PF-FO	A	TO	BLK	STL	PTS	AVG.
<b>1998-99</b>															
Auburn	33	974-2245	.434	234-672	.348	498-766	.650	1452-44.0	628-10	461	425	112	327	2680	81.2
Opponents	33	714-1803	.396	188-577	.326	417-667	.625	1150-34.8	672-26	370	657	98	180	2033	61.6
<b>1999-00</b>															
Auburn	34	874-2118	.413	227-695	.327	448-684	.655	1335-39.3	582-16	438	452	110	247	2423	71.3
Opponents	34	785-1915	.410	210-662	.317	408-596	.685	1205-35.4	648-13	390	556	113	189	2188	64.4
<b>2000-01</b>															
Auburn	32	917-2043	.449	198-642	.308	445-684	.651	1243-38.8	629-26	495	450	155	265	2477	77.4
Opponents	32	816-1930	.423	218-660	.330	488-714	.683	1217-38.0	646-17	489	526	99	219	2338	73.1
<b>2001-02</b>															
Auburn	28	659-1575	.418	163-517	.315	354-597	.593	1011-36.1	571-10	371	503	152	229	1835	65.5
Opponents	28	653-1624	.402	151-500	.302	408-599	.681	1055-37.7	542-10	349	473	74	239	1865	66.6
<b>2002-03</b>															
Auburn	34	879-1890	.465	198-573	.346	452-685	.660	1200-35.3	561-9	461	540	178	269	2408	70.8
Opponents	34	809-1939	.417	230-702	.328	387-571	.678	1131-33.3	661-17	422	539	101	269	2235	65.7
<b>2003-04</b>															
Auburn	28	700-1598	.438	185-543	.341	375-566	.663	1040-37.1	472-3	427	446	134	244	1960	70.0
Opponents	28	663-1529	.434	195-534	.365	315-474	.665	911-32.5	555-12	363	459	78	228	1836	65.6
<b>2004-05</b>															
Auburn	31	757-1794	.422	259-755	.343	418-576	.726	1027-33.1	624-26	402	449	60	228	2191	70.7
Opponents	31	837-1788	.468	227-636	.357	431-653	.660	1166-37.6	520-10	456	469	117	235	2332	75.2
<b>2005-06</b>															
Auburn	28	654-1509	.433	194-545	.356	334-529	.631	924-33.0	552-16	378	446	118	226	1836	65.6
Opponents	28	654-1480	.442	193-553	.349	395-585	.675	959-34.2	484-15	378	450	108	210	1896	67.7
<b>2006-07</b>															
Auburn	32	851-1876	.454	235-701	.335	403-639	.631	1164-36.4	613-26	532	526	130	270	2340	73.1
Opponents	32	827-1853	.446	253-678	.373	400-624	.641	1140-35.6	574-0	459	513	106	252	2307	72.1
<b>2007-08</b>															
Auburn	30	777-1698	.458	229-674	.340	358-535	.669	971-32.4	492-15	453	408	74	259	2141	71.4
Opponents	30	804-1672	.481	257-685	.375	318-469	.678	1004-33.5	502-10	452	453	109	174	2183	72.8
<b>2008-09</b>															
Auburn	36	928-2116	.439	278-832	.334	486-802	.606	1323-36.8	674-8	507	470	123	327	2620	72.8
Opponents	36	811-1992	.407	260-788	.330	472-721	.655	1326-36.8	661-13	415	586	102	236	2354	65.4
<b>2009-10</b>															
Auburn	32	850-1913	.444	271-819	.331	451-689	.655	1121-35.0	635-22	419	437	90	252	2422	75.7
Opponents	32	830-1818	.457	223-630	.354	490-687	.713	1137-35.5	586-?	428	484	118	212	2373	74.2
<b>2010-11</b>															
Auburn	31	675-1695	.398	148-465	.318	435-663	.656	1067-34.4	641-16	349	440	100	242	1933	62.4
Opponents	31	674-1583	.426	220-654	.336	483-714	.676	1095-35.3	586-24	414	477	146	216	2051	66.2
<b>2011-12</b>															
Auburn	31	696-1669	.417	156-517	.302	394-608	.648	1063-34.3	573-10	386	420	149	199	1942	62.6
Opponents	31	675-1651	.409	203-584	.348	430-627	.686	1093-35.3	548-11	382	440	120	221	1983	64.0
<b>2012-13</b>															
Auburn	32	726-1777	.409	183-589	.311	439-627	.700	1094-34.2	657-15	396	427	124	222	2074	64.8
Opponents	32	738-1717	.430	230-666	.345	495-738	.671	1126-35.2	588-6	431	430	117	211	2201	68.8
<b>2013-14</b>															
Auburn	30	723-1656	.437	172-554	.310	526-730	.721	1022-34.1	647-22	649	363	134	183	2144	71.5
Opponents	30	695-1615	.430	219-566	.387	546-787	.694	1053-35.1	613-0	417	381	108	174	2155	71.8
<b>2014-15</b>															
Auburn	35	760-1880	.404	252-727	.347	606-910	.666	1104-31.5	708-10	376	452	89	238	2378	67.9
Opponents	35	887-1892	.469	205-617	.332	544-779	.698	1297-37.1	760-21	451	513	153	235	2523	72.1
<b>2015-16</b>															
Auburn	31	724-1819	.398	272-799	.340	472-747	.632	1134-36.6	660-21	352	428	126	166	2192	70.7
Opponents	31	832-1877	.443	232-667	.348	525-752	.698	1269-40.9	656-15	441	403	122	190	2421	78.1
<b>2016-17</b>															
Auburn	32	861-1969	.437	289-789	.366	562-836	.672	1171-36.6	672-8	421	434	162	236	2573	80.4
Opponents	32	861-1972	.437	273-765	.357	551-765	.720	1248-39.0	725-22	435	482	94	197	2546	79.6
<b>2017-18</b>															
Auburn	34	906-2102	.431	324-908	.357	647-836	.774	1289-37.9	673-14	481	410	180	252	2783	81.9
Opponents	34	838-1961	.427	273-777	.351	539-747	.722	1204-35.4	700-24	439	516	111	207	2488	73.2
<b>2018-19</b>															
Auburn	40	1097-2439	.450	454-1204	.377	540-760	.711	1368-34.2	734-15	572	466	190	369	3188	79.7
Opponents	40	940-2153	.437	323-937	.345	547-775	.706	1413-35.3	691-11	491	684	144	226	2750	68.8
<b>2019-20</b>															
Auburn	31	808-1868	.433	252-824	.306	551-818	.674	1265-40.8	596-11	397	346	151	199	2419	78.0
Opponents	31	759-1840	.413	217-667	.325	447-623	.717	1090-35.2	657-25	346	418	97	207	2182	70.4
<b>2020-21</b>															
Auburn	27	711-1628	.437	245-751	.326	417-589	.708	1063-39.4	482-3	400	439	163	168	2084	77.2
Opponents	27	748-1708	.438	198-606	.327	370-540	.685	980-36.3	535-17	340	370	101	236	2064	76.4
<b>2021-22</b>															
Auburn	34	943-2166	.435	274-862	.318	500-684	.731	1374-40.4	629-6	501	411	272	284	2660	78.2
Opponents	34	777-2014	.386	225-725	.310	506-690	.733	1242-36.5	596-14	382	493	131	255	2285	67.2
<b>2022-23</b>															
Auburn	34	875-1991	.439	221-701	.315	503-723	.696	1231-36.2	655-12	479	414	172	263	2474	72.8
Opponents	34	788-1935	.407	192-667	.288	534-752	.710	1211-35.6	610-14	380	442	118	238	2302	67.7



# SINGLE-GAME SUPERLATIVES

# WAREAGLE

2023-24 AUBURN MEN'S BASKETBALL

## MOST POINTS SCORED

- 141 vs. Troy State (116), Dec. 11, 1991
- 121 vs. Alabama (78), Feb. 14, 1970
- 120 vs. South Alabama (67), Nov. 27, 1987, at Birmingham, Ala.
- 119 vs. Winthrop (85), Nov. 24, 2017  
119 vs. Northwestern State (81), Nov. 27, 2015
- 117 vs. Coastal Carolina (72), Dec. 15, 2016  
117 vs. VCU (72), March 3, 1975
- 116 vs. CSUN (70), Nov. 15, 2019
- 115 vs. LSU (67), Feb. 14, 1959
- 114 vs. Southeastern Louisiana (60), Nov. 13, 1998
- 113 vs. Troy State (86), Dec. 9, 1993
- 112 vs. Oklahoma State (94), Dec. 10, 1977, at Huntington, W. Va.
- 111 vs. Jacksonville State (54), Dec. 2, 1958
- 110 vs. LSU (94), Feb. 24, 1975

## FEWEST POINTS SCORED (SHOT-CLOCK ERA)

- 35 at Vanderbilt (65), Jan. 7, 2012  
35 vs. Tulsa (53), Nov. 24, 2014, at Las Vegas, Nev.
- 40 vs. South Florida (45), Jan. 20, 2011
- 41 at Pittsburgh (78), Dec. 4, 2004
- 42 vs. Temple (68), Nov. 11, 1997, at Albuquerque, N.M.  
42 at Arkansas (75), Feb. 11, 1997
- 43 at Tennessee (46), Feb. 4, 2023  
43 vs. Northwestern (42), Nov. 23, 2022  
43 at Alabama (61), Feb. 26, 2013  
43 vs. Long Beach State (64), Dec. 23, 2012, at Honolulu, Hawai'i  
43 vs. Tennessee (35), Jan. 15, 1997

## FEWEST POINTS SCORED (ALL-TIME)

- 3 at Columbus YMCA (74), Jan. 9, 1914
- 4 at Talladega Athletic Club (31), Feb. 3, 1916
- 6 vs. Georgia Tech (12), Feb. 23, 1914
- 7 at Mercer (31), Jan. 13, 1922
- 8 at Columbus YMCA (44), 1909-10 season
- 9 at Bessemer Athletic Club (31), Feb. 5, 1913  
9 vs. Birmingham Athletic Club (27), 1911-12 season
- 10 at Washington & Lee (34), 1919-20 season
- 11 at Camp Benning (19), Jan. 17, 1921  
11 at Mississippi State (32), Jan. 23, 1915  
11 vs. Columbus YMCA (41), Feb. 14, 1914

## LARGEST MARGIN OF VICTORY

Margin	Date	Team (Site)	AU-Opp
79 pts	1927-28 season	White's Business College	92-13
65 pts	Jan. 17, 1914	Wetumpka Athletic Club (H)	82-17
59 pts	Dec. 30, 1957	Howard College (H)	106-47
59 pts	Jan. 25, 1919	Camp Benning	68-99
58 pts	Dec. 3, 1963	Howard College (H)	102-44
57 pts	Dec. 20, 1999	Puerto Rico-Mayaguez (A)	109-52
57 pts	Dec. 2, 1958	Jacksonville State (H)	111-54
56 pts	Feb. 15, 1906	Mercer	64-8
56 pts	Nov. 21, 1999	Arkansas-Pine Bluff (H)	100-44
55 pts	Jan. 2, 2000	Stony Brook (H)	100-45
54 pts	Jan. 18, 1998	Alabama (H)	94-40
54 pts	Nov. 13, 1998	Southeastern Louisiana (H)	114-60
53 pts	Dec. 29, 1998	Bethune-Cookman (H)	99-46
53 pts	Nov. 27, 1987	South Alabama (BHAM)	120-67
51 pts	Nov. 14, 2018	Mississippi College (H)	103-52
50 pts	Dec. 16, 1976	VCU (A)	109-59
50 pts	Nov. 28, 2018	Saint Peter's (H)	99-49

## MOST POINTS ALLOWED

- 119 at Kentucky (Auburn 76), Feb. 10, 1975
- 117 vs. Arkansas (Auburn 105), Jan. 15, 1994
- 116 vs. Troy State (Auburn 141), Dec. 11, 1991
- 115 vs. UConn (Auburn 109) 2OT, Nov. 24, 2021, at Bahamas  
115 at Kentucky (Auburn 78), Jan. 29, 1966
- 114 vs. Kentucky (Auburn 95), Feb. 14, 2016  
114 at Kentucky (Auburn 93), March 2, 1991  
114 at Kentucky (Auburn 76), Feb. 1, 1971  
114 vs. Florida (Auburn 95), Feb. 14, 2017
- 111 vs. Northwestern St. (Auburn 92), Nov. 15, 2013
- 110 at Arkansas (Auburn 92), Jan. 4, 1992  
110 at Kentucky (Auburn 75), Feb. 21, 2015

## FEWEST POINTS ALLOWED (SHOT-CLOCK ERA)

- 32 vs. Tuskegee (Auburn 75), Dec. 17, 2008
- 35 vs. Coppin State (Auburn 63), Dec. 13, 1999  
35 vs. Tennessee (Auburn 43), Jan. 15, 1997
- 37 vs. Alabama (Auburn 49), Feb. 6, 2013  
37 at Arkansas (Auburn 52), Jan. 11, 2003
- 38 vs. UNC Asheville (Auburn 83), Dec. 20, 2001
- 40 vs. South Florida (Auburn 52), Dec. 14, 2011  
40 vs. Alabama A&M (Auburn 82), Dec. 29, 2008  
40 vs. Alabama (Auburn 94), Jan. 18, 1998
- 41 vs. UNC Asheville (Auburn 67), Dec. 4, 2018  
41 vs. Bethune-Cookman (Auburn 67), Jan. 2, 2012  
41 vs. Winthrop (Auburn 80), March 11, 1999, at Indianapolis, Ind.

## FEWEST POINTS ALLOWED (ALL-TIME)

- 6 at Marion (Auburn 38), Feb. 5, 1916  
6 at Georgia Tech (Auburn 26), Feb. 17, 1906
- 7 at Vanderbilt (Auburn 27), Jan. 28, 1921  
7 vs. Tulane (Auburn 27), Jan. 19, 1906
- 8 vs. West Point Athletic Club (Auburn 38), 1919-20 season  
8 vs. Birmingham H.S. (Auburn 31), 1911-12 season  
8 at Georgia Tech (Auburn 24), Feb. 4, 1909
- 9 vs. Camp Benning (Auburn 68), Jan. 25, 1919  
9 vs. Augusta Athletic Association (Auburn 37), Jan. 27, 1909  
9 vs. Mercer (Auburn 48), 1906-07 season

## LARGEST MARGIN OF DEFEAT

Margin	Date	Team (Site)	AU-Opp
80 pts	Jan. 10, 1913	Georgia (A)	12-92
72 pts	Jan. 19, 1917	Georgia	18-90
71 pts	Jan. 9, 1914	Columbus YMCA (A)	3-74
67 pts	Feb. 7, 1916	Georgia (A)	14-81
66 pts	Feb. 28, 1947	Kentucky (LOU*)	18-84
64 pts	Jan. 16, 1914	Georgia (A)	16-80
50 pts	Jan. 10, 1914	Atlanta Ath. Club (A)	20-70
48 pts	Dec. 30, 1953	Vanderbilt (A)	48-96
47 pts	Feb. 21, 1914	Mercer (A)	13-60
46 pts	Jan. 10, 1913	Georgia (H)	21-67
45 pts	Jan. 19, 1974	Vanderbilt (A)	51-96
45 pts	Feb. 28, 1946	Kentucky (LOU*)	24-69
44 pts	Jan. 5, 1951	Kentucky (A)	35-79
43 pts	Feb. 10, 1975	Kentucky (A)	76-119
43 pts	Dec. 18, 1972	Dayton (A)	63-106
42 pts	March 7, 1997	Kentucky (MEM*)	50-92
41 pts	March 2, 2005	Alabama (A)	53-94

\*SEC Tournament: Louisville, Ky. and Memphis, Tenn.

# YEAR-BY-YEAR RESULTS

## 1905-06

Record: 5-1-1

COACH: Mike Donahue  
CAPTAIN: Frank Jones

RESULT		
Jan. 19	vs. Tulane	W 27 7
Feb. 7	vs. Montgomery YMCA	W 29 12
Feb. 7	vs. Columbus YMCA	L 16 18
Feb. 15	vs. Mercer	W 64 8
Feb. 16	at Atlanta Athletic Club	W 28 17
Feb. 17	at Georgia Tech	W 26 6
Mar. 16	at Birmingham Athletic Club	T 14 14

## 1906-07

Record: 4-2

COACH: Mike Donahue  
CAPTAIN: C.W. Woodruff

RESULT		
Jan. 19	vs. Tulane	W 35 15
	Mercer	W 48 9
Feb. 14	vs. Columbus YMCA (OT)	W 29 27
Feb. 16	at Birmingham Athletic Club	L 23 29
Feb. 26	at Columbus YMCA	W 16 11
	Birmingham Athletic Club	L 20 21

## 1907-08

Record: 6-5

COACH: Mike Donahue  
CAPTAIN: R.Y. Ware

RESULT		
Feb. 5	at Montgomery YMCA	W 25 18
	at Columbus YMCA	L 32 37
Feb. 8	vs. Birmingham Athletic Club	W 26 14
Feb. 15	at Birmingham Athletic Club	L 21 25
Feb. 16	at Bessemer Athletic Club	W 34 13
	vs. Wetumpka Athletic Club	W 47 11
	Montgomery YMCA	L 21 27
	Wake Forest	W 38 13
Feb. 22	vs. Montgomery YMCA	L 27 31
Mar. 2	vs. Columbus YMCA	L 19 33
	vs. Georgia ^	W 34 20

^ Columbus, Ga.

## 1908-09

Record: 4-3

COACH: Mike Donahue  
CAPTAIN: T.C. Locke

RESULT		
Jan. 8	at Georgia	L 37 48
	vs. Columbus YMCA	L 14 41
Jan. 16	vs. Bessemer Athletic Club	L 14 17
Jan. 18	vs. Tulane	W 29 15
Jan. 27	vs. Augusta Athletic Assoc.	W 37 9
Feb. 4	at Georgia Tech	W 24 8
	at Mercer	W 26 23

## 1909-10

Record: 11-6

COACH: Mike Donahue  
CAPTAIN: S. Gordy

RESULT		
vs. Wetumpka Athletic Club	W	56 12
at Columbus YMCA	L	8 44
at Mercer	W	38 20
at Georgia	L	35 40
at Atlanta Athletic Club	L	23 44
vs. Mercer	W	56 19
vs. Bessemer Athletic Club	W	26 18
at Birmingham Athletic Club	L	31 33
at Bessemer Athletic Club	W	23 10
at Birmingham YMCA	L	12 23
vs. Birmingham H.S.	W	29 16
vs. Georgia	W	56 21
vs. Birmingham Athletic Club	W	31 19
vs. Montgomery YMCA	W	24 16
vs. Columbus YMCA	L	16 42
at Montgomery YMCA	W	26 17
at Birmingham Athletic Club	W	26 19

## 1910-11

Record: 3-5

COACH: Mike Donahue  
CAPTAIN: L.A. Scarborough

RESULT		
Columbus YMCA	L	33 45
at Georgia	L	24 26
Birmingham Athletic Club	L	19 53
Bessemer Athletic Club	W	28 24
Birmingham H.S.	L	21 28
Birmingham YMCA	L	27 30
Feb. 11 vs. Texas	W	45 27
Nashville Athletic Club	W	36 34

## 1911-12

Record: 2-6

COACH: Mike Donahue  
CAPTAIN: E.A. Major

RESULT		
Columbus YMCA	L	12 19
Atlanta Athletic Club	L	22 60
at Georgia	L	19 40
Birmingham Athletic Club	L	26 35
Birmingham H.S.	W	31 8
Birmingham Athletic Club	L	9 27
Bessemer Athletic Club	L	19 20
Feb. 10 vs. LSU	W	38 15

## 1912-13

Record: 6-9

COACH: Mike Donahue

RESULT		
Jan. 10	at Georgia	L 12 92
Jan. 11	at Atlanta Athletic Club	L 30 62
Jan. 18	vs. Mercer	W 33 31
Jan. 23	vs. Cumberland	L 19 35
Jan. 24	at Selma YMCA	W 29 15
Jan. 25	at Marion	W 26 15
Feb. 5	at Bessemer Athletic Club	L 9 31
Feb. 6	at Birmingham Athletic Club	L 12 35
Feb. 7	at Birmingham High School	L 24 34
Feb. 8	vs. Montgomery YMCA	W 39 23
Feb. 12	at Georgia Tech	W 36 27
	vs. Columbus YMCA	L 13 77
Feb. 22	vs. Georgia Tech	W 23 19
Mar. 1	at Mercer	L 19 36
	vs. Georgia	L 21 67

## 1913-14

Record: 3-10

COACH: Mike Donahue  
CAPTAIN: E.E. Clements

RESULT		
Jan. 9	at Columbus YMCA	L 3 74
Jan. 10	at Atlanta Athletic Club	L 20 70
Jan. 16	at Georgia	L 16 80
Jan. 17	vs. Wetumpka Athletic Club	W 82 17
Jan. 23	vs. Birmingham Athletic Club	L 19 42
Jan. 24	vs. Montgomery YMCA	W 24 20
Jan. 30	at Bessemer Athletic Club	L 27 68
Jan. 31	vs. Mercer	W 25 23
Feb. 14	vs. Columbus YMCA	L 11 41
Feb. 20	at Georgia Tech	L 12 50
Feb. 21	at Mercer	L 13 60
Feb. 23	vs. Georgia Tech	L 6 21
Feb. 28	vs. Georgia	L 15 46

## 1914-15

Record: 3-5

COACH: Mike Donahue  
CAPTAIN: E.E. Clements

RESULT		
Jan. 18	at Atlanta Athletic Club	L 29 43
Jan. 22	at Mississippi State	L 16 44
Jan. 23	at Mississippi State	L 11 32
Jan. 30	at Atlanta Athletic Club	L 18 76
Feb. 22	vs. Mississippi State	W 19 18
Feb. 23	vs. Mississippi State	W 21 17
Feb. 26	vs. Mobile YMCA	W 29 22
Feb. 27	at Columbus YMCA	L 29 51

## 1915-16

Record: 3-5

COACH: Mike Donahue  
CAPTAIN: W.C. Payne

RESULT		
Jan. 21	vs. Mario	L 24 27
Jan. 21	vs. Montgomery YMCA	L 16 29
Feb. 3	at Talladega Athletic Club	L 4 31
Feb. 5	at Marion	W 18 6
Feb. 7	at Georgia	L 14 81
Feb. 8	vs. Georgia	L 18 45
Feb. 10	vs. LSU	W 24 23
Feb. 10	vs. Montgomery YMCA	W 58 18

## 1916-17

Record: 2-2

COACH: Mike Donahue  
CAPTAIN: M.H. Floyd

RESULT		
Jan. 19	at Georgia	L 18 90
Jan. 26	vs. Marion	W 38 18
Jan. 31	Montgomery YMCA	W 43 25
Feb. 13	vs. LSU	L 13 37

## 1917-18

Record: 2-3

COACH: Mike Donahue  
CAPTAIN: M.H. Floyd

RESULT		
	Birmingham College	W 27 24
Jan. 18	at LSU	L 31 43
Jan. 19	at LSU	L 27 34
Jan. 20	vs. Birmingham Athletic Club	L 19 27
	Birmingham College	L 19 11

## 1918-19 Record 4-3

COACH: Mike Donahue

		RESULT
Jan. 11	vs. Montgomery YMCA	W 59 10
Jan. 14	at Georgia	W 25 20
Jan. 18	at Atlanta Athletic Club	L 23 40
Jan. 25	vs. Camp Benning	W 68 9
Jan. 29	vs. Georgia	W 35 22
Feb. 12	Birmingham Athletic Club	L 22 38
Feb. 15	Atlanta Athletic Club	L 26 36

## 1919-20 Record: 11-7

COACH: Mike Donahue  
CAPTAIN: Jimmy Wade

		RESULT
	at West Point Athletic Club	W 38 8
	vs. Montgomery YMCA	W 55 19
	at Georgia	L 16 31
Jan. 22	at Georgia Tech	W 29 24
	vs. Birmingham Athletic Club	W 27 21
	at Atlanta Athletic Club	L 19 57
	at Clemson	W 60 12
	at Charlotte YMCA	L 30 36
	at VMI	L 19 45
	at Washington & Lee	L 10 34
	at Virginia	W 27 21
	at VPI	L 20 26
	vs. Atlanta Athletic Club	L 24 44
Feb. 13	vs. LSU	W 33 21
	vs. Georgia	W 31 29
	at Montgomery YMCA	W 38 19
	at Birmingham Athletic Club	W 25 20
Mar. 9	vs. Georgia Tech	W 26 17

## 1920-21 Record: 5-8

COACH: Mike Donahue  
CAPTAIN: H.B. Barks

		RESULT
Jan. 11	vs. Mercer (OT)	W 36 31
Jan. 12	vs. Georgia	L 22 31
Jan. 15	at Atlanta Athletic Club	L 17 42
Jan. 17	at Camp Benning	L 11 19
Jan. 22	at Georgia Tech	W 30 28
Jan. 28	at Vanderbilt	W 27 7
Jan. 29	at Kentucky	L 25 40
Jan. 31	at Centre College	L 24 42
Feb. 5	at Georgia	L 23 29
Feb. 12	at Birmingham Athletic Club	L 34 39
Feb. 22	vs. Spring Hill	W 41 32
Mar. 3	vs. Clemson ^	W 45 25
Mar. 4	vs. Georgia ^	L 24 32

^ Southern Conference Tournament (Atlanta, Ga.)

## 1921-22 Record: 5-8

COACH: Wilbur Hutsell  
CAPTAIN: Joe Harrison

		RESULT
Jan. 13	at Mercer	L 7 31
Jan. 14	at Atlanta Athletic Club	L 12 42
Jan. 21	vs. Clemson	W 32 19
Jan. 28	at Georgia Tech	L 17 35
Feb. 2	vs. Mercer	L 26 28
Feb. 4	at Birmingham Athletic Club	W 29 19
Feb. 11	vs. Georgia Tech	W 29 26
Feb. 14	vs. Camp Benning	L 17 30
Feb. 18	vs. Birmingham Athletic Club	W 34 21
Feb. 24	vs. Newberry ^	W 32 21
Feb. 27	vs. North Carolina ^	L 27 32
	at Georgia	L 15 39
	vs. Georgia	L 17 31

^ Southern Conference Tournament (Atlanta, Ga.)

## 1922-23 Record: 7-7

COACH: Wilbur Hutsell  
CAPTAIN: Charlie Dudley

		RESULT
	West Point Athletic Club	W 25 18
	at Georgia Tech	L 17 35
Jan. 12	Montgomery YMCA	W 37 22
	Wofford	W 42 19
	at Georgia	L 29 35
Jan. 29	at Clemson	L 19 24
	Wofford	L 19 20
	at Furman	L 22 43
	Birmingham Athletic Club	W 31 17
	Camp Benning	W 24 19
	Birmingham Athletic Club	L 19 42
	vs. Georgia	W 45 16
Feb. 23	vs. Georgia Tech	W 29 26
Feb. 27	vs. Mercer ^	L 24 45

^ Southern Conference Tournament (Atlanta, Ga.)

## 1923-24 Record: 4-9

COACH: Wilbur Hutsell

		RESULT
Jan. 8	Columbus YMCA	W 36 19
Jan. 11	at Georgia Tech	L 24 39
Jan. 12	Atlanta Athletic Club	L 22 31
Jan. 16	Camp Benning	W 42 18
Jan. 19	Birmingham Athletic Club	W 44 23
Jan. 25	at Tulane	L 19 32
Jan. 26	at Tulane	L 22 27
Jan. 30	vs. Georgia	L 17 32
Feb. 5	at Georgia	L 18 33
Feb. 9	vs. Georgia Tech	L 18 33
Feb. 16	Birmingham Athletic Club (OT)	L 32 36
Feb. 29	vs. Georgia Tech ^	W 35 29
Mar. 1	vs. Alabama ^	L 19 40

^ Southern Conference Tournament (Atlanta, Ga.)

## 1924-25 Record: 3-11

COACH: Herb Bunker

		RESULT
Dec. 18	at Mercer	L 21 28
Dec. 19	at Albany YMCA	L 21 28
Jan. 5	at Tulane	L 18 33
Jan. 6	at Tulane	L 31 45
Jan. 13	vs. Camp Benning	L 27 36
Jan. 17	vs. Georgia Tech	L 21 28
Jan. 28	vs. Montgomery YMCA	W 34 12
Jan. 31	vs. Mercer	L 27 38
Feb. 7	at Georgia Tech	W 15 14
Feb. 10	at Georgia	L 17 40
Feb. 12	at Camp Benning	W 38 36
Feb. 14	at Birmingham Athletic Club	L 25 35
Feb. 17	vs. Georgia	L 21 37
Feb. 18	vs. Virginia ^	L 27 29

^ Southern Conference Tournament (Atlanta, Ga.)

## 1925-26 Record: 5-10

COACH: Mike Papke  
CAPTAIN: Bill McKinney

		RESULT
Dec. 6	at Howard	W 32 16
	at Birmingham-Southern	W 32 17
Jan. 9	vs. Georgia Tech	W 32 28
Jan. 11	vs. Howard	W 35 21
Jan. 23	at Birmingham Athletic Club	L 27 44
Jan. 28	at Mobile YMCA	L 17 19
Jan. 29	at Tulane	L 30 33
Jan. 30	at Tulane	L 31 52
Feb. 4	at Georgia	L 28 49
Feb. 5	at NC State	L 36 43
Feb. 6	at VMI	L 25 41
Feb. 8	at Kentucky	L 26 35
Feb. 13	vs. Birmingham Athletic Club	W 39 32
Feb. 19	at Georgia Tech	L 18 28
Feb. 26	vs. NC State ^	L 26 32

^ Southern Conference Tournament (Atlanta, Ga.)

## 1926-27 Record: 13-6

COACH: Mike Papke  
CAPTAIN: Buck Ellis

		RESULT
Jan. 5	at Georgia Tech (OT)	L 20 22
Jan. 10	vs. Mississippi State	L 31 34
Jan. 11	vs. Mississippi State	W 27 24
Jan. 15	vs. Florida	W 51 34
Jan. 28	at Tulane	W 42 33
Jan. 29	at Tulane	W 35 12
Jan. 30	vs. Tulane	W 50 11
Feb. 1	vs. Tulane	W 33 30
Feb. 3	vs. Clemson	W 45 26
Feb. 4	vs. Clemson	W 45 23
Feb. 5	at Florida	W 40 28
Feb. 11	vs. Sewanee	W 46 15
Feb. 12	vs. Georgia Tech	W 42 24
Feb. 15	at Tennessee	L 23 24
Feb. 16	at Chattanooga	L 34 39
Feb. 17	at Vanderbilt	L 35 39
Feb. 18	at Sewanee	W 35 28
Feb. 25	vs. Virginia Tech ^	W 38 33
Feb. 26	vs. North Carolina ^	L 15 28

^ Southern Conference Tournament (Atlanta, Ga.)

## 1927-28 Record: 20-2

COACH: Mike Papke  
CAPTAIN: Fob James Sr.

SOUTHERN CONFERENCE TOURNAMENT RUNNER-UP		RESULT
	vs. Montgomery YMCA	W 38 12
	vs. White's Business College	W 92 13
Jan. 7	vs. Georgia Tech	W 56 29
	vs. Southern College (Fla.)	W 51 18
Jan. 13	at Florida	W 39 23
Jan. 14	at Florida	W 43 33
Jan. 18	vs. Clemson	W 56 26
Jan. 19	vs. Clemson	W 30 23
Jan. 27	at Tulane	W 32 17
Jan. 28	at Tulane	W 49 31
Jan. 29	vs. Tennessee	W 63 14
Feb. 1	vs. Vanderbilt	W 62 28
Feb. 3	vs. Georgia	W 28 25
Feb. 9	vs. Georgetown (Ky.)	W 41 25
Feb. 10	vs. Ole Miss	L 42 43
Feb. 11	vs. Ole Miss	W 58 38
Feb. 21	vs. Florida	W 58 32
Feb. 22	vs. Florida	W 50 28
Feb. 27	vs. Clemson ^	W 27 26
Feb. 28	vs. Georgia Tech ^	W 30 29
Mar. 1	vs. Mississippi State ^	W 42 34
Mar. 2	vs. Ole Miss ^	L 30 31

^ Southern Conference Tournament (Atlanta, Ga.)

**1928-29**  
**Record: 6-15**

**COACH: George Bohler**  
**CAPTAIN: Frank DuBose**

		RESULT	
	vs. Camp Benning	W	40 38
	vs. Birmingham Ath. Club	W	37 34
	at Camp Benning	L	37 43
	vs. LaGrange YMCA	L	29 32
	at Birmingham Athletic Club	L	20 38
	vs. Southern College (Fla.)	W	33 29
Jan. 25	at Florida	L	33 44
Jan. 26	at Florida	W	39 32
Jan. 28	vs. LSU	L	28 45
Jan. 29	vs. LSU	L	28 65
Feb. 1	at Clemson	L	20 46
Feb. 2	at Georgia	L	31 39
Feb. 6	at Georgia Tech	L	25 42
Feb. 8	vs. Tulane	L	35 48
Feb. 9	vs. Tulane	W	40 25
	at Mercer	L	41 46
	at Mercer	L	29 31
Feb. 16	vs. Georgia Tech	L	41 46
Feb. 18	vs. Florida	L	29 46
Feb. 19	vs. Florida	W	51 26
Mar. 1	vs. Georgia ^	L	24 42

^ Southern Conference Tournament (Atlanta, Ga.)

**1929-30**  
**Record: 1-10**

**COACH: Hal Lee**  
**CAPTAIN: Louie James**

		RESULT	
Jan. 10	vs. Clemson	L	31 39
Jan. 11	vs. South Carolina	W	30 22
Jan. 25	at Tennessee	L	18 33
Jan. 26	vs. Vanderbilt	L	27 29
Jan. 29	vs. Georgia	L	35 43
Feb. 7	at LSU	L	27 44
Feb. 8	at LSU	L	40 46
Feb. 11	at Tulane	L	40 45
Feb. 12	at Tulane	L	37 41
Feb. 18	vs. Georgia Tech	L	34 47
Feb. 19	at Georgia Tech	L	29 40

**1930-31**  
**Record: 9-6**

**COACH: Sam McAllister**  
**CAPTAIN: Ralph Jordan**

		RESULT	
Jan. 6	vs. South Carolina	W	39 21
Jan. 10	vs. Clemson	W	44 20
Jan. 12	vs. NC State (OT)	W	30 28
Jan. 23	at Georgia	L	27 30
Jan. 24	at South Carolina	W	36 16
Jan. 26	at Clemson	L	33 37
Jan. 28	vs. Georgia Tech	L	33 37
Jan. 31	vs. Vanderbilt	L	26 36
Feb. 6	vs. Tulane	W	44 22
Feb. 7	vs. Tulane	W	51 35
Feb. 14	vs. Vanderbilt	W	42 25
Feb. 18	Camp Benning	W	54 13
Feb. 24	at Georgia Tech	L	22 47
Feb. 27	vs. Virginia ^	W	33 26
Feb. 28	vs. Georgia ^	L	27 31

^ Southern Conference Tournament (Atlanta, Ga.)

**1931-32**  
**Record: 12-3**

**COACH: Sam McAllister**  
**CAPTAIN: Jack Stewart**

		RESULT	
Jan. 8	at Birmingham Southern	W	41 23
Jan. 9	at Vanderbilt	W	36 23
Jan. 12	vs. Georgia Tech	W	25 22
Jan. 22	at Florida	W	43 26
Jan. 23	at Florida	W	28 21
Jan. 30	vs. Vanderbilt	W	38 23
Feb. 5	at Tulane	L	21 26
Feb. 6	at Tulane	W	42 37
Feb. 8	at LSU	W	48 34
Feb. 9	at LSU	W	34 30
Feb. 13	at Georgia Tech	L	28 36
Feb. 15	vs. Georgia	W	26 24
Feb. 26	vs. NC State	W	34 33
Feb. 27	vs. LSU	W	30 22
Feb. 28	vs. North Carolina	L	31 52

^ Southern Conference Tournament (Atlanta, Ga.)

**1932-33**  
**Record: 4-9, 4-7 SEC**

**COACH: Sam McAllister**  
**CAPTAIN: Slick Kaley**

		RESULT	
Jan. 20	at Birmingham Southern	L	33 50
Jan. 22	at Vanderbilt	L	24 25
Jan. 24	vs. LSU	L	25 26
Jan. 25	vs. LSU	W	25 24
Feb. 3	vs. Tulane	W	22 19
Feb. 4	vs. Tulane	L	18 35
Feb. 9	vs. Vanderbilt	L	20 21
Feb. 11	at Georgia	L	21 22
Feb. 15	vs. Georgia Tech	L	20 29
Feb. 17	vs. Florida	W	32 30
Feb. 18	vs. Florida	W	16 11
Feb. 20	vs. Georgia Tech #	L	18 29
Feb. 24	vs. LSU ^	L	33 57

# Atlanta, Ga. (Atlanta Athletic Club)

^ SEC Tournament (Atlanta, Ga.)

**1933-34**  
**Record: 2-11, 2-9 SEC**

**COACH: Ralph Jordan**

		RESULT	
Jan. 9	at Vanderbilt	L	22 31
Jan. 11	vs. Georgia Tech	L	26 28
Jan. 26	vs. Birmingham Southern	L	22 39
Jan. 27	vs. Vanderbilt	L	33 48
Feb. 3	at Tulane	L	18 34
Feb. 4	at Tulane	L	20 30
Feb. 5	at LSU	L	17 40
Feb. 6	at LSU	L	16 38
Feb. 10	vs. Georgia	W	30 21
Feb. 14	at Georgia Tech	L	20 24
Feb. 17	at Florida	W	23 21
Feb. 18	at Florida	L	21 39
Mar. 1	vs. Tennessee ^	L	26 43

^ SEC Tournament (Atlanta, Ga.)

**1934-35**  
**Record: 4-13, 3-9 SEC**

**COACH: Ralph Jordan**

		RESULT	
Jan. 5	at Lanett Athletic Club	W	44 25
Jan. 8	at South Carolina	L	34 35
Jan. 9	at South Carolina	L	26 42
Jan. 10	at Sewanee	L	18 19
Jan. 11	at Vanderbilt	L	27 37
Jan. 12	at Vanderbilt	L	24 41
Jan. 26	vs. Birmingham Southern	L	20 37
Feb. 1	vs. Tennessee	L	27 48
Feb. 2	at Birmingham Southern	L	40 46
Feb. 5	at Georgia	L	29 33
Feb. 6	at Georgia Tech	L	24 25
Feb. 8	vs. Florida	W	39 34
Feb. 9	vs. Florida	L	25 35
Feb. 13	vs. Georgia Tech	L	19 34
Feb. 14	vs. Sewanee	W	28 13
Feb. 15	vs. Sewanee	W	33 24
Feb. 15	vs. Vanderbilt	L	25 37

**1935-36**  
**Record: 10-7, 7-4 SEC**

**COACH: Ralph Jordan**

		RESULT	
Dec. 19	vs. Clemson	L	23 33
Dec. 20	vs. Clemson	L	18 31
Jan. 9	at Vanderbilt	L	27 47
Jan. 10	at Sewanee	W	25 23
Jan. 11	at Sewanee	W	34 25
Jan. 24	at Birmingham Southern	W	26 17
Jan. 25	vs. Vanderbilt	L	32 37
Feb. 4	vs. Georgia Tech	W	31 28
Feb. 10	vs. Sewanee	W	41 38
Feb. 11	vs. Sewanee	W	42 18
Feb. 15	vs. Georgia	W	33 26
Feb. 19	at Georgia Tech	L	22 46
Feb. 21	at Florida	W	32 16
Feb. 22	at Florida	L	13 20
Feb. 28	vs. Birmingham Southern	W	41 22
Feb. 29	vs. Georgia	W	43 26
Mar. 1	vs. Tennessee	L	25 43

^ SEC Tournament (Knoxville, Tenn.)

**1936-37**  
**Record: 11-4, 7-4 SEC**

**COACH: Ralph Jordan**

		RESULT	
Jan. 9	vs. Fort Benning	W	54 13
Jan. 15	at Sewanee	W	41 34
Jan. 16	at Sewanee	W	34 29
Jan. 30	at Birmingham Southern	W	39 22
Feb. 1	vs. LSU	W	37 24
Feb. 2	vs. LSU	L	34 54
Feb. 8	vs. Sewanee	W	39 32
Feb. 9	vs. Sewanee	W	36 16
Feb. 11	at Georgia Tech	L	28 42
Feb. 12	vs. Florida	W	35 34
Feb. 13	vs. Florida	W	51 40
Feb. 15	at Clemson	W	41 33
Feb. 16	at Clemson	W	33 26
	at Georgia	L	19 21
Feb. 27	vs. Georgia Tech	L	33 35



**1937-38**  
Record: 14-5, 6-3 SEC

COACH: Ralph Jordan

		RESULT
Jan. 14	at Sewanee	W 36 31
Jan. 15	at Sewanee	W 38 19
Jan. 19	at Birmingham Southern	W 49 39
Jan. 28	vs. Georgia Tech	
Jan. 28	vs. Oglethorpe	W 46 43
Jan. 29	vs. Oglethorpe	W 49 14
Feb. 7	vs. Sewanee	
Feb. 8	vs. Sewanee	
Feb. 12	vs. Georgia	W 34 27
Feb. 14	at Georgia Tech	L 42 43
Feb. 18	at Birmingham Southern	
Feb. 25	at Florida	L 34 43
Feb. 26	at Florida	L 35 51
Feb. 28	at Georgia Tech	L 32 54
Mar. 3	vs. LSU ^	L 34 60

(Only results available for this season)

^ SEC Tournament (Baton Rouge, La.)

**1938-39**  
Record: 16-6, 8-4 SEC

COACH: Ralph Jordan  
Home: 11-3 | Away: 4-2 | Neutral: 1-1

		RESULT
Dec. 16	vs. Lanett Mill	W 40 21
Dec. 17	vs. Nehi Reds	W 41 36
Jan. 4	at Lanett Mill	W 38 21
Jan. 6	vs. Spring Hill	W 30 22
Jan. 7	vs. Spring Hill	W 44 23
Jan. 13	vs. Sewanee	W 41 31
Jan. 14	vs. Sewanee	W 38 27
Jan. 16	vs. Vanderbilt	L 39 41
Jan. 28	vs. Birmingham Southern	W 50 17
Feb. 2	vs. Mississippi College	L 44 59
Feb. 4	at Georgia	L 21 43
Feb. 10	vs. Georgia	W 34 29
Feb. 11	vs. Birmingham Southern	W 52 35
Feb. 16	at Vanderbilt	L 42 49
Feb. 17	at Sewanee	W 34 27
Feb. 18	at Sewanee	W 39 28
Feb. 22	vs. Georgia Tech	W 38 24
Feb. 24	vs. Florida	W 40 38
Feb. 25	vs. Florida	L 25 31
Feb. 27	at Georgia Tech	W 49 33
Mar. 2	vs. Tulane ^	W 43 30
Mar. 3	vs. Tennessee ^	L 35 49

^ SEC Tournament (Knoxville, Tenn.)

**1939-40**  
Record: 7-10, 6-7 SEC

COACH: Ralph Jordan  
Home: 4-6 | Away: 3-3 | Neutral: 0-1

		RESULT
Dec. 14	vs. Spring Hill	W 37 34
Dec. 15	vs. Spring Hill	L 33 34
Jan. 5	at LSU	L 39 50
Jan. 6	at LSU	W 42 26
Jan. 11	at Vanderbilt	L 45 51
Jan. 12	at Sewanee	W 51 32
Jan. 13	at Sewanee	W 64 32
Jan. 20	vs. Vanderbilt	L 46 50
Jan. 27	vs. Howard	L 33 37
Feb. 3	vs. Georgia	L 28 32
Feb. 6	at Georgia Tech	L 31 53
Feb. 9	vs. Georgia	L 47 48
Feb. 16	vs. Sewanee	W 46 30
Feb. 17	vs. Sewanee	W 63 34
Feb. 21	vs. Georgia Tech (OT)	W 39 38
Feb. 24	vs. Florida	L 37 42
Feb. 28	vs. Georgia ^	L 41 48

^ SEC Tournament (Knoxville, Tenn.)

**1940-41**  
Record: 13-6, 6-5 SEC

COACH: Ralph Jordan  
Home: 10-2 | Away: 3-3 | Neutral: 0-1

		RESULT
Jan. 3	vs. Spring Hill	W 35 30
Jan. 4	vs. Spring Hill	W 46 34
Jan. 10	vs. Sewanee	W 36 24
Jan. 11	vs. Sewanee	W 39 25
Jan. 13	vs. Ole Miss	W 43 30
Jan. 24	vs. Tulane	W 45 41
Jan. 25	vs. Vanderbilt	W 45 44
Jan. 31	vs. Tennessee	L 33 51
Feb. 1	at Georgia Tech	L 39 48
Feb. 3	vs. Mississippi State	L 44 48
Feb. 5	vs. Georgia Tech	W 51 45
Feb. 8	vs. Georgia	W 43 39
Feb. 10	vs. Howard	W 35 21
Feb. 11	vs. LSU	W 50 49
Feb. 13	at Vanderbilt	L 39 47
Feb. 14	at Sewanee	W 39 28
Feb. 15	at Sewanee	W 46 31
Feb. 26	at Georgia	L 31 36
Feb. 28	vs. Alabama ^	L 16 38

^ SEC Tournament (Louisville, Ky.)

**1941-42**  
Record: 11-6, 9-5 SEC

COACH: Ralph Jordan  
Home: 5-1 | Away: 4-4 | Neutral: 2-1

		RESULT
Dec. 18	at Mississippi State	W 39 29
Dec. 19	at Ole Miss	W 34 31
Jan. 16	at Vanderbilt	W 35 33
Jan. 23	at Tennessee	L 23 43
Jan. 26	vs. Vanderbilt	W 50 45
Jan. 31	at Georgia Tech	L 42 48
Feb. 3	vs. Georgia Tech	W 43 38
Feb. 6	at Georgia	W 32 28
Feb. 13	vs. Georgia	W 53 41
Feb. 14	vs. Mississippi State	L 40 41
Feb. 16	at LSU	L 49 63
Feb. 17	at Tulane	L 41 50
Feb. 20	vs. Florida	W 47 23
Feb. 21	vs. Florida	W 38 36
Feb. 26	vs. Vanderbilt ^	W 36 34
Feb. 27	vs. Tulane ^	W 45 36
Feb. 28	vs. Kentucky ^	L 31 40

^ SEC Tournament (Louisville, Ky.)

**1942-43**  
Record: 1-14, 1-12 SEC

COACH: Bob Evans  
Home: 1-7 | Away: 0-6 | Neutral: 0-1

		RESULT
Dec. 11	at Mississippi State	L 35 41
Dec. 12	at Mississippi State	L 26 36
Dec. 17	vs. Mississippi State	L 37 38
Dec. 18	vs. Mississippi State	L 40 44
Jan. 11	at Vanderbilt	L 39 54
Jan. 15	vs. 507 Paratrooper Infantry	L 30 40
Jan. 22	vs. Georgia Tech	L 32 59
Jan. 23	vs. Vanderbilt	L 43 48
Jan. 29	at Tennessee	L 23 57
Jan. 30	at Georgia Tech	L 21 53
Feb. 5	vs. Georgia	W 47 32
Feb. 6	vs. LSU	L 37 62
Feb. 8	vs. Tulane	L 30 50
Feb. 13	at Georgia	L 31 51
Feb. 25	vs. LSU ^	L 38 67

^ SEC Tournament (Louisville, Ky.)

**1943-44 (No Team)**

**1944-45**  
Record: 3-14, 2-6 SEC

COACH: Bob Evans  
Home: 3-8 | Away: 0-5 | Neutral: 0-1

		RESULT
Jan. 13	Gunter Field	L 40 44
Jan. 13	vs. Mercer	L 36 41
Jan. 18	at Georgia	L 50 59
Jan. 20	vs. Georgia Tech	L 41 74
Feb. 2	at Mercer	L 34 40
Feb. 3	vs. Georgia	L 43 59
Feb. 9	at Jacksonville Navy	L 43 80
Feb. 10	at Jacksonville Navy	L 23 51
Feb. 12	vs. Florida	L 43 58
Feb. 13	vs. Florida	W 42 40
Feb. 17	at Georgia Tech	L 39 53
	Gunter Field	W 52 39
	Maxwell Field	L 41 48
	Maxwell Field	L 31 72
Feb. 19	vs. Florida	W 43 41
Feb. 20	vs. Florida	L 48 62
Feb. 29	vs. Tennessee ^	L 26 56

^ SEC Tournament (Louisville, Ky.)

**1945-46**  
Record: 7-9, 7-6 SEC

COACH: Ralph Jordan  
Home: 5-4 | Away: 2-4 | Neutral: 0-1

		RESULT
Dec. 10	vs. Mississippi State	W 55 47
Dec. 11	vs. Mississippi State	W 37 26
Jan. 4	at Georgia Tech	L 22 45
	at Georgia	L 37 38
Jan. 16	vs. Georgia Tech	L 26 53
Jan. 21	vs. Georgia	W 40 37
	Maxwell Field	L 41 48
	Maxwell Field	L 35 36
Jan. 29	vs. Florida	W 49 36
Jan. 30	vs. Florida	W 51 40
	vs. Tulane	L 48 56
Feb. 8	at Mississippi State	W 60 53
Feb. 9	at Florida	L 34 53
Feb. 15	at Mississippi State	W 40 30
Feb. 16	at Mississippi State	L 31 39
Feb. 28	vs. Kentucky ^	L 24 69

^ SEC Tournament (Louisville, Ky.)

**1946-47**  
Record: 3-18, 1-15 SEC

COACH: V.J. Edney  
Home: 3-6 | Away: 0-11 | Neutral: 0-1

		RESULT
	Maxwell Field	W 65 38
Dec. 13	at Ole Miss	L 38 58
Dec. 14	at Mississippi State	L 35 61
Jan. 8	vs. Mercer	L 54 55
Jan. 11	vs. Tennessee	L 30 66
Jan. 15	vs. Georgia Tech	L 42 55
Jan. 17	at Florida	L 32 48
Jan. 18	at Florida	L 28 39
Jan. 24	vs. Vanderbilt	L 37 38
Jan. 25	vs. Georgia	L 40 44
Jan. 29	at Georgia Tech	L 49 65
Feb. 1	at Vanderbilt	L 58 59
Feb. 3	at Tennessee	L 27 63
Feb. 7	vs. Florida	L 42 48
Feb. 8	vs. Florida	W 36 30
	Maxwell Field	W 57 34
Feb. 14	at Tulane	L 35 66
Feb. 15	at LSU	L 53 76
Feb. 21	at Mercer	L 47 71
	at Georgia	L 45 60
Feb. 28	vs. Kentucky ^	L 18 84

^ SEC Tournament (Louisville, Ky.)



**1947-48**  
**Record: 12-10, 7-7 SEC**

**COACH: Danny Doyle**  
**Home: 7-3 | Away: 5-6 | Neutral: 0-1**

		RESULT	
Dec. 6	vs. Mississippi State	L	35 49
Dec. 12	at Florida	W	43 41
Dec. 13	at Florida	L	39 47
	at Tulane	L	37 70
	at Illinois Wesleyan	W	44 42
	at Washington (St. Louis)	L	29 59
Jan. 12	vs. Ole Miss	W	59 50
Jan. 16	vs. Georgia	W	52 41
Jan. 19	at Mercer	W	72 53
Jan. 21	vs. Vanderbilt	W	46 41
Jan. 23	at LSU	W	51 48
Jan. 30	vs. Georgia Tech	W	38 31
Feb. 2	at Vanderbilt	L	47 55
Feb. 5	vs. Florida	W	53 50
Feb. 6	vs. Florida	L	37 39
Feb. 12	vs. Oglethorpe	W	55 23
Feb. 13	vs. Oglethorpe	W	65 31
Feb. 17	vs. Mercer	L	46 63
Feb. 21	at Georgia	L	36 74
Feb. 25	at Georgia Tech	L	43 50
Feb. 28	at Howard	W	33 32
Mar. 4	vs. Tulane ^	L	40 47

^ SEC Tournament (Louisville, Ky.)

**1948-49**  
**Record: 9-15, 5-11 SEC**

**COACH: Danny Doyle**  
**Home: 6-3 | Away: 3-7 | Neutral: 0-5**

		RESULT	
Dec. 3	at Howard	W	57 30
Dec. 4	at Birmingham Southern	W	40 32
Dec. 11	vs. Mississippi State	L	53 54
Dec. 21	vs. Alabama !	L	45 46
Dec. 27	vs. Baylor #	L	44 59
Dec. 28	vs. Colorado State	L	41 46
Dec. 29	vs. Southern Methodist	L	41 59
Jan. 5	vs. Alabama	L	38 45
Jan. 8	at Florida	L	45 61
Jan. 11	vs. Georgia Tech	W	41 33
Jan. 14	at Georgia	L	52 55
Jan. 17	at Ole Miss	L	43 47
Jan. 18	at Mississippi State	L	43 47
Jan. 22	vs. Vanderbilt	W	48 46
Jan. 27	at Alabama	L	37 39
Jan. 31	vs. Tulane	L	51 56
Feb. 5	at Vanderbilt	L	42 52
	Troy State	W	69 44
	Livingston State	W	49 44
Feb. 17	vs. Florida	W	44 43
	vs. Georgia	W	53 47
Feb. 23	vs. Georgia Tech	L	57 66
Feb. 28	vs. Ole Miss	W	65 61
Mar. 4	vs. Kentucky ^	L	39 70

! (Birmingham, Ala.)

# All-College Classic (Oklahoma City, Okla.)

^ SEC Tournament (Louisville, Ky.)

**1949-50**  
**Record: 17-7, 12-6 SEC**

**COACH: Joel Eaves**  
**CAPTAIN: Bill Lynn**  
**Home: 9-2 | Away: 8-4 | Neutral: 0-1**

		RESULT	
Dec. 1	vs. Birmingham Southern	W	79 49
Dec. 2	at Howard	W	59 36
Dec. 9	vs. Ole Miss	W	64 60
Dec. 10	vs. Howard	W	73 49
Dec. 13	vs. Troy State	W	77 40
Dec. 20	vs. Alabama	W	45 40
Jan. 4	at Birmingham Southern	W	70 48
Jan. 10	at Georgia Tech	L	49 65
Jan. 12	at Mississippi State	W	65 64

Jan. 14	vs. Florida	W	72 46
Jan. 21	vs. Vanderbilt	L	47 58
Jan. 28	at Alabama	W	66 58
Jan. 30	at Ole Miss	W	77 63
Feb. 1	at Mississippi State	W	65 60
Feb. 4	vs. LSU	W	70 66
Feb. 6	at Vanderbilt	L	51 63
Feb. 9	vs. Georgia	W	67 54
Feb. 11	at Tulane	W	64 60
Feb. 13	at LSU	L	61 76
Feb. 18	vs. Alabama	W	67 58
Feb. 20	at Florida	L	41 43
Feb. 22	vs. Georgia Tech	L	53 61
Feb. 25	at Georgia	W	55 46
Mar. 3	vs. LSU ^	L	45 73

^ SEC Tournament (Louisville, Ky.)

**1950-51**  
**Record: 12-10, 6-8 SEC**

**COACH: Joel Eaves**  
**CAPTAIN: Don Lanford**  
**Home: 8-3 | Away: 4-6 | Neutral: 0-1**

		RESULT	
Nov. 27	vs. Troy State	W	96 57
Nov. 30	at Birmingham Southern	W	57 56
Dec. 1	at Howard	W	70 57
Dec. 6	vs. Birmingham Southern	W	69 57
Dec. 9	vs. Ole Miss	L	61 65
Dec. 13	vs. Howard	W	70 53
Dec. 19	at Alabama	L	46 70
Jan. 5	at Kentucky (NR, 3)	L	35 79
Jan. 6	at Vanderbilt	L	51 61
Jan. 8	at Tennessee	W	63 59
Jan. 13	vs. Georgia (OT)	W	69 68
Jan. 18	vs. Alabama	L	64 65
Jan. 27	at Georgia	W	61 49
Jan. 31	at Georgia Tech	L	44 64
Feb. 3	vs. Tulane	W	92 71
Feb. 5	vs. LSU	L	74 75
Feb. 10	at Alabama	L	44 63
Feb. 14	vs. Georgia Tech	W	75 63
Feb. 17	at Florida	L	61 82
Feb. 23	vs. Florida (OT)	W	83 77
Feb. 24	vs. Mississippi State	W	92 85
Mar. 2	vs. Kentucky ^ (NR, 1)	L	54 84

^ SEC Tournament (Louisville, Ky.)

**1951-52**  
**Record: 14-12, 6-8 SEC**

**COACH: Joel Eaves**  
**CAPTAIN: Roger Weldon**  
**Home: 7-4 | Away: 6-5 | Neutral: 1-3**

		RESULT	
Nov. 27	vs. Troy State	W	83 58
Nov. 29	at Birmingham Southern	W	65 59
Nov. 30	at Howard	W	69 39
Dec. 4	vs. Maxwell Field	W	75 41
Dec. 5	vs. Howard	W	88 51
Dec. 8	at Georgia	W	62 48
Dec. 15	vs. Birmingham Southern	W	79 46
Dec. 19	at Maxwell Field	W	63 54
Dec. 28	vs. Davidson #	W	66 59
Dec. 29	vs. Georgia Tech #	L	62 79
	vs. South Carolina #	L	67 70
Jan. 3	at Florida	L	63 64
Jan. 9	at Georgia Tech	L	54 56
Jan. 12	vs. Vanderbilt	L	61 73
Jan. 18	at Mississippi State	W	68 61
Jan. 19	at Ole Miss	L	58 76
Jan. 26	vs. Georgia	W	65 51
Jan. 30	vs. Kentucky	L	48 88
Feb. 2	vs. Alabama	L	60 62
Feb. 8	vs. Florida	W	61 52
Feb. 9	vs. Tennessee	W	60 55
Feb. 13	vs. Georgia Tech	L	50 58
Feb. 16	at LSU	L	64 70
Feb. 18	at Tulane	W	63 61
Feb. 23	at Alabama	L	50 63
Feb. 28	vs. Alabama ^	L	49 63

# Carolina Invitational (Charlotte, N.C.)

^ SEC Tournament (Louisville, Ky.)

**1952-53**  
**Record: 13-8, 6-7 SEC**

**COACH: Joel Eaves**  
**CAPTAIN: Bubber Farish**  
**Home: 7-3 | Away: 4-4 | Neutral: 2-1**

		RESULT	
Dec. 2	vs. Howard	W	80 52
Dec. 6	at Howard	W	80 74
Dec. 10	vs. Georgia Tech	W	71 61
Dec. 13	at Birmingham Southern	W	87 61
Dec. 19	vs. Georgia !	W	71 49
Jan. 2	vs. Memphis State #	W	78 64
Jan. 3	vs. Ole Miss #	L	55 65
Jan. 6	vs. Birmingham Southern	W	84 59
Jan. 9	at Georgia	W	64 59
Jan. 14	at Georgia Tech	L	61 79
Jan. 17	at Alabama	L	51 61
Jan. 21	vs. Georgia	W	78 69
Jan. 26	at Tennessee	L	70 72
Jan. 31	vs. Mississippi State	W	82 60
Feb. 4	vs. Florida	L	62 66
Feb. 7	at Vanderbilt	W	71 66
Feb. 11	vs. Ole Miss	W	72 65
Feb. 14	vs. LSU (NR, 8)	L	57 65
Feb. 16	vs. Tulane	L	65 70
Feb. 21	at Florida	L	67 71
Feb. 28	vs. Alabama	W	78 73

! (Birmingham, Ala.)

# Memphis Invitational (Memphis, Tenn.)

**1953-54**  
**Record: 16-8, 8-6 SEC**

**COACH: Joel Eaves**  
**CAPTAIN: Bob Miller**  
**Home: 6-2 | Away: 7-4 | Neutral: 3-2**

		RESULT	
Dec. 1	vs. Birmingham Southern	W	81 50
Dec. 4	at Birmingham Southern	W	93 66
Dec. 5	at Howard (OT)	W	70 63
Dec. 12	vs. Georgia Tech !	W	83 56
Dec. 18	vs. Georgia #	W	75 73
Dec. 19	vs. Alabama #	L	62 70
Dec. 30	at Vanderbilt (NR, 19)	L	48 96
Jan. 2	vs. Mississippi State #	W	76 75
Jan. 5	vs. Howard	W	84 56
Jan. 9	at Mississippi State	L	74 79
Jan. 11	at Ole Miss	W	66 61
Jan. 16	at Alabama	L	58 70
Jan. 20	vs. Georgia Tech	W	80 56
Jan. 23	at Georgia	W	81 66
Jan. 29	at Florida	W	83 76
Feb. 6	vs. Vanderbilt	W	76 73
Feb. 8	at Georgia Tech	W	59 53
Feb. 13	vs. Florida	W	85 65
Feb. 15	vs. Georgia	W	80 61
Feb. 20	at LSU (NR, 13)	L	59 77
Feb. 22	at Tulane	W	65 62
Feb. 27	vs. Kentucky ! (NR, 2)	L	79 109
Mar. 1	vs. Tennessee	L	86 92
Mar. 5	vs. Alabama	L	55 57

! (Montgomery, Ala.)

# (Birmingham, Ala.)

## 1954-55

Record: 11-9, 6-8 SEC

COACH: Joel Eaves  
CAPTAIN: Bill Kirkpatrick  
Home: 8-2 | Away: 1-5 | Neutral: 23-2

RESULT		
Dec. 4	vs. Birmingham Southern	W 90 77
Dec. 11	vs. Jacksonville State	W 78 67
Dec. 17	vs. Washington & Lee !	W 91 81
Dec. 18	vs. Tennessee !	W 73 64
Jan. 5	vs. Howard	W 98 77
Jan. 8	vs. Mississippi State	W 79 58
Jan. 10	vs. Ole Miss	W 85 81
Jan. 15	vs. Alabama # (20, 16)	L 78 99
Jan. 22	at Georgia	L 83 88
Jan. 26	vs. Georgia Tech	L 70 73
Jan. 29	vs. Florida	W 91 69
Jan. 31	vs. Georgia	W 78 76
Feb. 5	at Vanderbilt (NR, 20)	L 74 79
Feb. 7	at Georgia Tech	L 67 75
Feb. 12	at Florida	W 70 66
Feb. 19	vs. LSU	W 75 71
Feb. 21	vs. Tulane	L 79 90
Feb. 26	at Kentucky (NR, 2)	L 59 93
Feb. 28	at Tennessee	L 77 86
Mar. 5	vs. Alabama # (NR, 11)	L 80 84

! Blue-Gray Tournament (Montgomery, Ala.)  
# (Montgomery, Ala.)

## 1955-56

Record: 11-10, 8-6 SEC

COACH: Joel Eaves  
CAPTAIN: Jim O'Donnell  
Home: 8-1 | Away: 3-4 | Neutral: 0-5

RESULT		
Dec. 3	vs. Birmingham Southern	W 81 64
Dec. 10	vs. Howard	W 97 54
Dec. 16	vs. Texas !	L 76 83
Dec. 17	vs. Eastern Kentucky !	L 71 93
Dec. 20	at Oklahoma City (NR, 15)	L 58 76
Dec. 21	at Rice (2OT)	L 80 82
Jan. 2	vs. Florida	W 89 77
Jan. 7	at Mississippi State	W 81 68
Jan. 9	at Ole Miss	L 69 76
Jan. 14	vs. Alabama # (NR, 19)	L 77 86
Jan. 21	at Georgia	W 60 59
Jan. 28	vs. Jacksonville State	W 73 64
Feb. 4	vs. Kentucky (NR, 7) #	L 81 82
Feb. 7	vs. Georgia Tech (OT)	W 77 74
Feb. 11	vs. Florida	W 77 73
Feb. 13	vs. Georgia	W 96 80
Feb. 18	at LSU	W 80 71
Feb. 20	at Tulane	L 75 86
Feb. 25	vs. Tennessee	L 87 91
Feb. 27	vs. Vanderbilt (NR, 7)	W 74 65
Mar. 2	vs. Alabama # (NR, 3)	L 82 93

! Blue-Gray Tournament (Montgomery, Ala.)  
# (Montgomery, Ala.)

## 1956-57

Record: 13-8, 8-6 SEC

COACH: Joel Eaves  
CAPTAIN: Henry Sturkie  
Home: 9-1 | Away: 1-5 | Neutral: 3-2

RESULT		
Dec. 4	vs. Jacksonville State	W 72 65
Dec. 8	vs. Rice #	W 88 68
Dec. 17	vs. Clemson ^	W 89 64
Dec. 18	vs. Saint Joseph's ^	W 66 64
Dec. 19	vs. Wake Forest ^	L 48 58
Jan. 2	vs. Howard	W 101 70
Jan. 5	vs. Mississippi State	W 86 66
Jan. 7	vs. Ole Miss	W 88 66
Jan. 12	at Georgia	L 72 75
Jan. 19	vs. Alabama % (OT)	W 92 88
Jan. 22	vs. Georgia Tech	L 74 81
Jan. 26	vs. Georgia	W 73 66
Jan. 28	vs. Florida	W 76 61
Feb. 2	at Vanderbilt	L 78 83
Feb. 4	at Georgia Tech (OT)	L 67 76
Feb. 9	at Florida	W 73 70
Feb. 16	vs. LSU	W 99 62
Feb. 18	vs. Tulane	W 78 54
Feb. 23	at Tennessee	L 75 85
Feb. 25	at Kentucky (NR, 3)	L 85 103
Mar. 1	vs. Alabama (2OT)	L 79 81

# (Birmingham, Ala.)  
^ Carousel Tournament (Charlotte, N.C.)  
% (Montgomery, Ala.)

## 1957-58

Record: 16-6, 11-3 SEC

COACH: Joel Eaves  
CAPTAIN: Rex Frederick  
Home: 7-0 | Away: 4-4 | Neutral: 5-2

RESULT		
Dec. 3	vs. Jacksonville State	W 89 50
Dec. 7	vs. Wake Forest #	W 78 66
Dec. 13	vs. TCU ^	W 75 63
Dec. 14	vs. Mississippi State ^	L 37 52
Dec. 19	at SMU	L 65 75
Dec. 20	at Baylor	L 53 62
Dec. 30	vs. Howard	W 106 47
Jan. 4	at Mississippi State (NR, 9)	L 42 70
Jan. 6	at Ole Miss	W 71 51
Jan. 11	at Florida	L 66 90
Jan. 18	vs. Alabama %	L 65 83
Jan. 22	at Georgia Tech	W 80 72
Jan. 25	vs. Georgia #	W 90 62
Feb. 1	vs. Vanderbilt	W 77 69
Feb. 3	vs. Georgia Tech	W 99 78
Feb. 8	vs. Georgia	W 75 73
Feb. 10	vs. Florida	W 76 69
Feb. 15	at LSU	W 76 58
Feb. 17	at Tulane	W 63 49
Feb. 22	vs. Tennessee (NR, 20)	W 72 66
Feb. 24	vs. Kentucky ^ (NR, 13)	W 64 63
Mar. 1	vs. Alabama % (16, NR)	W 67 65

# (Columbus, Ga.)  
^ Birmingham Classic (Birmingham, Ala.)  
% (Montgomery, Ala.)

### 1958 FINAL WIRE SERVICE POLL ASSOCIATED PRESS

1. West Virginia	7. Kansas
2. Cincinnati	8. Notre Dame
3. Kansas State	9. Kentucky
4. San Francisco	10. Duke
5. Temple	16. Auburn
6. Maryland	

## 1958-59

Record: 20-2, 12-2 SEC

COACH: Joel Eaves  
CAPTAINS: Rex Frederick, Jimmy Lee  
Home: 11-0 | Away: 5-2 | Neutral: 4-0

RESULT		
Dec. 2	vs. Jacksonville State	W 111 54
Dec. 6	vs. Baylor	W 71 60
Dec. 17	vs. Florida State (13, NR)	W 95 74
Dec. 19	vs. Wyoming # (13, NR)	W 70 47
Dec. 20	vs. Alabama # (13, NR)	W 79 60
Dec. 27	vs. Florence State (8, NR)	W 104 78
Dec. 29	at Florida State (8, NR)	W 69 62
Jan. 3	vs. Mississippi State (9, 8)	W 97 66
Jan. 5	vs. Ole Miss (9, NR)	W 60 47
Jan. 10	at Florida (6, NR)	W 63 54
Jan. 17	vs. Alabama ^ (5, NR)	W 57 55
Jan. 21	vs. Georgia Tech (5, NR)	W 66 55
Jan. 24	at Georgia (5, NR)	W 81 61
Jan. 31	at Vanderbilt (4, NR)	W 64 61
Feb. 3	at Georgia Tech (4, NR)	W 51 40
Feb. 7	vs. Georgia (4, NR)	W 95 69
Feb. 9	vs. Florida (4, NR)	W 93 71
Feb. 14	vs. LSU (4, NR)	W 115 67
Feb. 16	vs. Tulane (4, NR)	W 79 56
Feb. 21	at Kentucky (2, 3)	L 56 75
Feb. 23	at Tennessee (2, NR)	L 55 56
Feb. 28	vs. Alabama ^ (6, NR)	W 69 50

# Birmingham Classic (Birmingham, Ala.)  
^ (Montgomery, Ala.)

## 1959-60

Record: 19-3, 12-2 SEC

COACH: Joel Eaves  
CAPTAIN: Henry Hart  
Home: 10-0 | Away: 6-2 | Neutral: 3-1

SEC CHAMPIONS		
RESULT		
Dec. 1	vs. Florence State	W 95 69
Dec. 5	vs. Troy State	W 72 46
Dec. 7	vs. Howard	W 104 57
Dec. 12	vs. Florida State	W 62 58
Dec. 18	vs. Navy #	L 61 68
Dec. 19	vs. Alabama #	W 59 52
Dec. 28	at Florida State	W 76 63
Jan. 2	at Mississippi State	W 64 48
Jan. 4	at Ole Miss	L 56 64
Jan. 9	at Florida	W 73 69
Jan. 16	vs. Alabama ^	W 69 66
Jan. 19	at Georgia Tech (NR, 6)	W 66 59
Jan. 23	at Georgia	L 59 68
Jan. 30	vs. Vanderbilt	W 55 54
Feb. 2	vs. Georgia Tech	W 48 45
Feb. 6	vs. Georgia	W 72 45
Feb. 8	vs. Florida	W 89 51
Feb. 13	at LSU (17, NR)	W 63 61
Feb. 15	at Tulane (OT) (17, NR)	W 53 51
Feb. 20	vs. Kentucky (17, NR)	W 61 60
Feb. 22	vs. Tennessee (17, NR)	W 72 63
Feb. 27	vs. Alabama (OT) (13, NR) ^	W 63 61

# Birmingham Classic (Birmingham, Ala.)  
^ (Montgomery, Ala.)

### 1959 FINAL WIRE SERVICE POLL ASSOCIATED PRESS/UPI

1. Kansas State	1. Kansas State
2. Kentucky	2. Kentucky
3. Miss. State	3. Michigan State
4. Bradley	4. Cincinnati
5. Cincinnati	5. N.C. State
6. N.C. State	6. North Carolina
7. Michigan State	7. Mississippi State
8. Auburn	8. Bradley
9. North Carolina	9. California
10. West Virginia	10. Auburn

**1960-61**  
Record: 15-7, 8-6 SEC

COACH: Joel Eaves  
CAPTAINS: Porter Gilbert, Jimmy Fibbe  
Home: 8-3 | Away: 2-3 | Neutral: 5-1

RESULT		
Dec. 1	vs. Livingston	W 90 50
Dec. 3	vs. Huntingdon	W 66 44
Dec. 10	vs. Florida State	W 74 57
Dec. 16	vs. Virginia Tech # (11, NR)	W 76 73
Dec. 17	vs. Alabama # (11, NR)	W 74 62
Jan. 2	vs. Florence State (9, NR)	W 76 50
Jan. 7	vs. Mississippi State (10, NR)	L 48 56
Jan. 9	vs. Ole Miss	W 51 40
Jan. 13	at Florida	L 53 58
Jan. 17	vs. Florida State ^	W 74 67
Jan. 21	vs. Georgia ^	W 78 68
Jan. 24	vs. Georgia Tech (OT)	L 43 48
Jan. 28	vs. Alabama % (OT)	L 66 71
Feb. 4	at Vanderbilt	L 53 58
Feb. 7	at Georgia Tech	W 38 36
Feb. 11	vs. Georgia	W 73 69
Feb. 13	vs. Florida	L 60 78
Feb. 18	vs. LSU	W 69 65
Feb. 20	vs. Tulane	W 63 44
Feb. 25	at Tennessee	W 41 38
Feb. 27	at Kentucky	L 51 77
Mar. 4	vs. Alabama %	W 80 69

# Birmingham Classic (Birmingham, Ala.)

^ (Columbus, Ga.)

% (Montgomery, Ala.)

**1960 FINAL WIRE SERVICE POLLS**  
ASSOCIATED PRESS/UPI

1. Cincinnati	1. California
2. California	2. Cincinnati
3. Ohio State	3. Ohio State
4. Bradley	4. Bradley
5. West Virginia	5. Utah
6. Utah	6. West Virginia
7. Indiana	7. Utah State
8. Utah State	8. Georgia Tech
9. St. Bonaventure	9. Villanova
10. Miami (Fla.)	10. Indiana
11. Auburn	17. Auburn

**1961-62**  
Record: 18-6, 11-3 SEC

COACH: Joel Eaves  
CAPTAIN: Bill Ross  
Home: 8-2 | Away: 5-3 | Neutral: 5-1

RESULT		
Dec. 4	vs. Jacksonville State	W 73 37
Dec. 6	vs. Southwestern Louisiana	W 62 46
Dec. 9	vs. Florida State	L 52 56
Dec. 15	vs. LSU #	W 67 50
Dec. 16	vs. Virginia Tech #	W 77 63
Dec. 22	vs. Texas A&M ^	L 50 62
Dec. 23	vs. Houston ^	L 49 54
Dec. 30	at Florida State	W 62 57
Jan. 2	vs. Chattanooga	W 67 47
Jan. 6	at Mississippi State (NR, 9)	L 48 51
Jan. 8	at Ole Miss	W 64 58
Jan. 13	at Florida	L 40 43
Jan. 20	vs. Alabama %	W 60 50
Jan. 23	at Georgia Tech	W 52 40
Jan. 27	vs. Georgia @	W 83 47
Feb. 3	vs. Vanderbilt	W 89 68
Feb. 5	vs. Georgia Tech	W 48 39
Feb. 10	vs. Georgia	W 74 49
Feb. 12	vs. Florida	W 64 60
Feb. 17	at LSU	W 55 50
Feb. 19	at Tulane	W 81 64
Feb. 24	vs. Tennessee	W 60 51
Feb. 26	vs. Kentucky (NR, 3)	L 60 63
Mar. 4	vs. Alabama %	W 62 49

# Birmingham Classic (Birmingham, Ala.)

^ Houston Classic (Houston, Texas)

@ (Montgomery, Ala.)

(Columbus, Ga.)

**1962-63**  
Record: 18-4, 10-4 SEC

COACH: Joel Eaves  
CAPTAIN: Layton Johns  
Home: 10-2 | Away: 4-3 | Neutral: 3-0

RESULT		
Dec. 4	vs. Howard	W 69 50
Dec. 8	vs. Florida State	W 65 47
Dec. 14	vs. Texas Tech	W 86 57
Dec. 17	vs. Chattanooga	W 79 37
Dec. 19	vs. Spring Hill	W 71 51
Dec. 21	at Florida State (2OT)	W 77 70
Dec. 28	vs. Xavier #	W 64 57
Dec. 29	vs. Houston (OT) #	W 71 69
Jan. 5	vs. Mississippi State (10, NR)	L 53 62
Jan. 7	vs. Ole Miss	W 79 44
Jan. 12	at Florida	W 81 56
Jan. 19	vs. Alabama (OT) ^	W 81 78
Jan. 22	at Georgia Tech (NR, 9)	L 64 69
Jan. 26	at Georgia	W 78 62
Feb. 2	at Vanderbilt	W 62 59
Feb. 9	vs. Georgia (OT)	W 70 67
Feb. 11	vs. Florida	W 88 59
Feb. 16	vs. LSU	W 82 57
Feb. 18	vs. Tulane	W 63 61
Feb. 23	at Kentucky (9, NR)	L 59 78
Feb. 25	at Tennessee	L 47 55
Mar. 2	vs. Alabama (OT) ^	W 74 67

# Sugar Bowl Tournament (New Orleans, La.)

^ (Montgomery, Ala.)

**1963-64**  
Record: 11-12, 6-8 SEC

COACH: Bill Lynn  
CAPTAINS: Larry Chapman, John Blackwell  
Home: 6-3 | Away: 3-6 | Neutral: 2-3

RESULT		
Dec. 3	vs. Howard	W 102 44
Dec. 7	at Florida State	L 67 69
Dec. 14	vs. Southern Miss	W 80 74
Dec. 19	at Texas Tech	L 71 83
Dec. 20	at SMU	L 70 84
Dec. 27	vs. Athens College	W 83 51
Dec. 30	vs. Duke #	L 67 84
Dec. 31	vs. Loyola (New Orleans) #	W 62 52
Jan. 4	at Mississippi State (OT)	W 64 63
Jan. 6	at Ole Miss (OT)	L 58 59
Jan. 11	at Florida	L 46 63
Jan. 18	vs. Alabama ^	L 72 86
Jan. 25	at Georgia	W 85 77
Jan. 28	vs. Florida State	W 63 59
Feb. 1	vs. Vanderbilt (NR, 5)	W 81 63
Feb. 3	vs. Georgia Tech	L 57 62
Feb. 8	vs. Georgia	L 67 71
Feb. 10	vs. Florida	W 79 58
Feb. 15	at LSU	L 66 86
Feb. 17	at Tulane	W 78 72
Feb. 22	vs. Kentucky ^ (NR, 3)	L 79 99
Feb. 24	vs. Tennessee	L 62 68
Feb. 29	vs. Alabama ^	W 83 76

# Sugar Bowl Tournament (New Orleans, La.)

^ (Montgomery, Ala.)

**1964-65**  
Record: 16-9, 11-5 SEC

COACH: Bill Lynn  
CAPTAIN: Freddie Guy  
Home: 8-2 | Away: 4-5 | Neutral: 4-2

RESULT		
Dec. 1	at Georgia Tech	W 60 52
Dec. 5	vs. Florida Stat	W 92 68
Dec. 15	vs. Houston #	L 48 50
Dec. 17	vs. Rice #	W 94 71
Dec. 21	vs. Georgia Southern	W 80 64
Dec. 27	vs. Clemson ^	L 65 77
Dec. 29	vs. Furman ^	W 107 86
Jan. 2	at Mississippi State	W 71 70
Jan. 4	at Ole Miss	W 77 53
Jan. 9	vs. Florida	W 74 63
Jan. 11	vs. Ole Miss	W 67 52
Jan. 16	vs. Alabama %	W 93 68
Jan. 18	at Kentucky	L 67 73
Jan. 23	vs. Georgia	W 95 65
Jan. 25	at Florida State	L 55 58
Jan. 30	at Vanderbilt	L 77 105
Feb. 6	at Georgia	L 60 62
Feb. 7	at Florida	W 83 79
Feb. 13	vs. LSU	W 101 60
Feb. 15	vs. Tulane	W 87 73
Feb. 20	vs. Kentucky	W 88 69
Feb. 22	at Tennessee (NR, 8)	L 38 69
Feb. 26	vs. Georgia Tech	L 54 59
Mar. 1	vs. Vanderbilt (NR, 9)	L 64 79
Mar. 6	vs. Alabama %	W 80 60

# Bluebonnet Bowl Tournament (Houston, Texas)

^ Poinsettia Classic (Greenville, S.C.)

% (Montgomery, Ala.)

**1965-66**  
Record: 16-10, 8-8 SEC

COACH: Bill Lynn  
CAPTAIN: Lee DeFore  
Home: 7-4 | Away: 5-3 | Neutral: 4-3

RESULT		
Dec. 2	vs. Rice	W 91 74
Dec. 7	vs. Jacksonville State	W 78 50
Dec. 11	vs. Jacksonville	W 77 69
Dec. 18	at Georgia Tech	W 79 74
Dec. 20	vs. Columbia (OT) #	W 76 75
Dec. 21	vs. Florida State #	W 59 58
Dec. 27	vs. Florida State ^	W 80 64
Dec. 29	vs. Dayton %	L 71 85
Dec. 30	vs. Houston %	L 76 89
Jan. 3	vs. Mississippi State	L 72 83
Jan. 8	at LSU	W 74 66
Jan. 11	at Tulane	W 92 58
Jan. 17	vs. Tennessee	W 51 47
Jan. 22	vs. Alabama @	W 90 71
Jan. 24	vs. Florida	L 64 68
Jan. 29	at Kentucky (NR, 2)	L 78 115
Jan. 31	at Vanderbilt (NR, 4)	L 63 68
Feb. 5	at Ole Miss	W 70 55
Feb. 9	at Florida	W 86 66
Feb. 12	vs. Kentucky (NR, 1)	L 64 77
Feb. 14	vs. Vanderbilt (NR, 5)	L 76 91
Feb. 16	at Georgia	L 74 83
Feb. 19	vs. Georgia Tech	W 90 73
Feb. 23	vs. Georgia	W 74 63
Feb. 26	vs. Ole Miss	W 86 74
Mar. 5	vs. Alabama @	L 83 88

# Tampa Invitational (Tampa, Fla.)

^ (Pensacola, Fla.)

% Sugar Bowl Tournament (New Orleans, La.)

@ (Montgomery, Ala.)

## 1966-67

### Record: 17-8, 12-6 SEC

COACH: Bill Lynn  
CAPTAIN: Bobby Buisson  
Home: 7-1 | Away: 4-8 | Neutral: 4-1

		RESULT	
Dec. 1	at The Citadel	W	105 83
Dec. 6	vs. Louisiana Tech	W	88 77
Dec. 10	vs. Southwestern Louisiana	W	78 68
Dec. 16	at Tennessee #	L	49 73
Dec. 17	vs. Miami (Fla.) #	L	73 87
Dec. 21	at Georgia Tech (OT)	L	76 78
Dec. 27	vs. Florida State ^	W	67 59
Dec. 28	vs. TCU ^	W	80 79
Dec. 31	vs. Vanderbilt (NR, 9)	W	64 51
Jan. 3	vs. LSU	W	70 59
Jan. 7	at Ole Miss	W	67 56
Jan. 9	at Mississippi State (OT) (NR, 10)	L	54 59
Jan. 16	at Vanderbilt	L	65 71
Jan. 21	at Kentucky	L	58 60
Jan. 28	vs. Georgia	W	73 64
Jan. 30	vs. Florida	W	87 61
Feb. 1	at Georgia	W	62 49
Feb. 8	at LSU	W	80 63
Feb. 11	vs. Alabama %	W	66 63
Feb. 13	vs. Mississippi State	W	68 57
Feb. 18	at Florida	L	59 79
Feb. 20	vs. Ole Miss	W	86 67
Feb. 25	vs. Tennessee (NR, 9)	L	45 54
Feb. 27	vs. Kentucky	W	60 49
Mar. 3	vs. Alabama % (OT)	W	99 96

# Volunteer Invitational (Knoxville, Tenn.)

^ Mobile Invitational (Mobile, Ala.)

% (Montgomery, Ala.)

## 1968-69

### Record: 15-10, 10-8 SEC

COACH: Bill Lynn  
CAPTAIN: Tom Perry  
Home: 6-2 | Away: 6-8 | Neutral: 3-0

		RESULT	
Nov. 30	at South Carolina	L	49 51
Dec. 14	at Ole Miss	W	75 64
Dec. 16	at Mississippi State	L	59 65
Dec. 18	at Southwestern Louisiana	L	76 80
Dec. 19	at Louisiana Tech	W	97 84
Dec. 21	vs. Clemson #	W	92 72
Dec. 27	vs. Southern Miss ^	W	73 70
Dec. 28	vs. Xavier ^	W	75 73
Jan. 4	at Florida	L	59 68
Jan. 6	at Georgia	L	69 74
Jan. 11	vs. LSU	W	90 71
Jan. 15	vs. Alabama	W	78 63
Jan. 20	vs. Georgia	L	84 85
Jan. 25	at Vanderbilt	W	92 79
Feb. 1	at Tennessee	L	59 64
Feb. 3	at Kentucky (NR, 5)	L	93 105
Feb. 8	vs. Florida (OT)	W	81 80
Feb. 12	vs. Mississippi State	W	87 68
Feb. 15	at LSU	L	81 93
Feb. 17	at Alabama	W	60 53
Feb. 22	vs. Vanderbilt	W	85 75
Feb. 24	vs. Georgia Tech	W	87 85
Mar. 1	vs. Tennessee	W	71 60
Mar. 3	vs. Kentucky (NR, 17)	L	86 90
Mar. 8	vs. Ole Miss	W	80 70

# (Birmingham, Ala.)

^ Mobile Classic (Mobile, Ala.)

## 1970-71

### Record: 11-15, 8-10 SEC

COACH: Bill Lynn  
CAPTAIN: Jimmy Walker  
Home: 7-4 | Away: 3-10 | Neutral: 1-1

		RESULT	
Dec. 1	vs. Louisiana Tech	W	93 87
Dec. 3	at South Carolina	L	69 86
Dec. 5	vs. North Carolina State	W	91 85
Dec. 12	at Ole Miss	L	96 108
Dec. 14	at Mississippi State	W	73 70
Dec. 19	vs. Georgia Tech #	L	76 87
Dec. 21	at Houston	L	76 79
Dec. 29	vs. Xavier ^	W	86 73
Dec. 30	at Old Dominion ^	L	76 89
Jan. 2	at Florida	L	60 66
Jan. 4	at Georgia	W	79 58
Jan. 9	vs. LSU	L	92 106
Jan. 11	vs. Alabama	W	83 72
Jan. 14	at Georgia Tech	L	81 90
Jan. 18	vs. Georgia	L	76 77
Jan. 23	at Vanderbilt	L	86 107
Jan. 30	at Tennessee (NR, 8)	L	68 90
Feb. 1	at Kentucky (NR, 11)	L	76 114
Feb. 6	vs. Florida	W	85 70
Feb. 10	vs. Mississippi State	W	92 68
Feb. 13	at Alabama	W	92 76
Feb. 15	at LSU	L	94 114
Feb. 20	vs. Vanderbilt	W	96 94
Feb. 27	vs. Tennessee (NR, 17)	L	71 76
Mar. 1	vs. Kentucky (NR, 10)	L	83 102
Mar. 6	vs. Ole Miss	W	86 85

# (Birmingham, Ala.)

^ Old Dominion Tournament (Norfolk, Va.)

## 1967-68

### Record: 13-13, 8-10 SEC

COACH: Bill Lynn  
CAPTAIN: Alex Howell  
Home: 6-4 | Away: 4-7 | Neutral: 3-2

		RESULT	
Dec. 1	vs. The Citadel	L	70 73
Dec. 4	at Vanderbilt (NR, 9)	L	65 78
Dec. 9	at Wake Forest	W	66 63
Dec. 16	at Georgia Tech	W	63 52
Dec. 18	vs. St. Bonaventure #	L	73 77
Dec. 19	vs. Rutgers #	W	70 62
Dec. 27	vs. Arkansas ^	W	65 58
Dec. 28	at Oklahoma City ^	L	68 78
Dec. 29	vs. Virginia Tech ^	W	76 61
Jan. 3	at LSU	L	72 76
Jan. 6	vs. Ole Miss	W	90 71
Jan. 8	vs. Mississippi State	L	62 66
Jan. 15	vs. Vanderbilt (NR, 8)	L	65 74
Jan. 20	vs. Kentucky (NR, 9)	W	74 73
Jan. 27	at Georgia	L	74 76
Jan. 29	at Florida	L	60 65
Jan. 31	vs. Georgia	W	62 56
Feb. 7	vs. LSU	W	74 69
Feb. 10	at Alabama	L	63 64
Feb. 12	at Mississippi State	W	74 72
Feb. 17	vs. Florida	W	73 65
Feb. 19	at Ole Miss	L	56 57
Feb. 24	at Tennessee	W	53 52
Feb. 26	at Kentucky (NR, 5)	L	57 89
Mar. 2	vs. Alabama	W	73 69
Mar. 3	vs. Tennessee (OT)	L	54 63

# Tampa Invitational (Tampa, Fla.)

^ All-College Tournament (Oklahoma City, Okla.)

## 1969-70

### Record: 15-11, 11-7 SEC

COACH: Bill Lynn  
CAPTAINS: Carl Shetler, Bill Alexander  
Home: 5-6 | Away: 7-5 | Neutral: 3-0

		RESULT	
Dec. 1	vs. South Carolina (NR, 1)	L	64 86
Dec. 4	at Clemson	W	61 60
Dec. 6	vs. Wake Forest	L	81 95
Dec. 13	vs. Ole Miss	W	91 77
Dec. 15	vs. Mississippi State	W	94 66
Dec. 17	at NC State	L	69 76
Dec. 19	vs. Saint Louis #	W	70 66
Dec. 20	vs. Dartmouth #	W	85 76
Dec. 27	vs. Buffalo ^	W	84 61
Jan. 3	vs. Florida	W	91 75
Jan. 5	vs. Georgia	L	64 68
Jan. 10	at LSU	W	79 70
Jan. 12	at Alabama	W	86 77
Jan. 17	at Georgia Tech	L	74 86
Jan. 19	at Georgia	L	67 71
Jan. 24	at Vanderbilt	W	84 75
Jan. 31	vs. Tennessee	W	61 55
Feb. 2	vs. Kentucky (NR, 2)	L	83 84
Feb. 7	at Florida	L	68 70
Feb. 11	at Mississippi State (OT)	W	71 69
Feb. 14	vs. Alabama	W	121 78
Feb. 16	vs. LSU	L	64 70
Feb. 21	vs. Vanderbilt	L	74 92
Feb. 28	at Tennessee	W	77 64
Mar. 2	at Kentucky (NR, 1)	L	81 102
Mar. 7	at Ole Miss	W	67 66

# Vanderbilt Classic (Nashville, Tenn.)

^ (Birmingham, Ala.)

## 1971-72

### Record: 10-16, 6-12 SEC

COACH: Bill Lynn  
CAPTAIN: Henry Harris  
Home: 6-6 | Away: 3-8 | Neutral: 1-2

		RESULT	
Dec. 1	vs. South Carolina (NR, 12)	L	63 84
Dec. 4	vs. Athens College	W	95 71
Dec. 11	at Georgia Tech	W	76 62
Dec. 13	vs. Mississippi State	W	85 75
Dec. 16	at Louisiana Tech	L	82 107
Dec. 18	vs. Xavier #	L	60 71
Dec. 29	at Furman ^	W	103 78
Dec. 30	vs. Clemson ^	L	67 77
Jan. 3	vs. Ole Miss	L	65 69
Jan. 8	vs. Florida	W	79 74
Jan. 10	vs. Georgia	W	99 93
Jan. 15	at LSU	W	77 73
Jan. 22	at Alabama	L	66 89
Jan. 24	at Georgia	L	72 79
Jan. 29	at Vanderbilt	L	77 85
Feb. 5	vs. Tennessee	L	67 76
Feb. 7	vs. Kentucky	L	72 78
Feb. 12	at Florida	W	103 100
Feb. 14	vs. LSU	W	85 77
Feb. 15	vs. Georgia Tech	W	91 77
Feb. 19	vs. Alabama	L	78 79
Feb. 21	at Mississippi State	L	60 62
Feb. 26	vs. Vanderbilt	L	87 93
Mar. 4	at Tennessee	L	70 80
Mar. 6	at Kentucky	L	67 102
Mar. 9	at Ole Miss	L	83 89

# (Birmingham, Ala.)

^ Poinsettia Tournament (Greenville, S.C.)

**1972-73**  
Record: 6-20, 4-14 SEC

COACH: Bill Lynn  
CAPTAIN: Gary England  
Home: 5-7 | Away: 1-12 | Neutral: 0-1

RESULT		
Nov. 25	at Georgia Tech	L 83 90
Dec. 1	vs. South Alabama	L 64 68
Dec. 7	vs. Eastern Illinois	W 82 75
Dec. 15	at Southern Cal #	L 66 73
Dec. 16	vs. Western Kentucky #	L 72 87
Dec. 18	at Dayton	L 63 106
Dec. 19	at Xavier	L 60 67
Jan. 2	at Ole Miss	W 66 58
Jan. 6	at Florida	L 55 65
Jan. 8	at Georgia (OT)	L 72 84
Jan. 13	vs. LSU	L 60 79
Jan. 15	vs. Mississippi State	W 82 77
Jan. 20	vs. Alabama (NR, 11)	L 64 76
Jan. 22	vs. Georgia	L 64 68
Jan. 27	vs. Vanderbilt	W 81 77
Feb. 3	at Tennessee	L 74 82
Feb. 5	at Kentucky	L 57 88
Feb. 10	vs. Florida (OT)	L 74 76
Feb. 12	at LSU	L 74 76
Feb. 17	at Alabama (NR, 17)	L 75 87
Feb. 19	at Mississippi State	L 87 94
Feb. 24	at Vanderbilt	L 70 98
Feb. 26	vs. Georgia Tech	W 79 69
Mar. 3	vs. Kentucky	L 79 91
Mar. 5	vs. Tennessee	L 72 80
Mar. 8	vs. Ole Miss	W 77 73

# Trojan Classic (Los Angeles, Calif.)

**1973-74**  
10-16, 5-13 SEC

COACH: Bob Davis  
CAPTAIN: Mike Christian  
Home: 7-6 | Away: 2-9 | Neutral: 1-1

RESULT		
Nov. 30	at Clemson #	L 72 87
Dec. 1	vs. Jacksonville # (NR, 17)	L 78 90
Dec. 4	vs. Western Carolina	W 95 85
Dec. 8	vs. Virginia Tech	W 76 74
Dec. 13	at Georgia Tech	W 88 86
Dec. 21	at UTEP ^	L 56 68
Dec. 22	vs. Lamar ^	W 88 78
Jan. 5	vs. Tennessee	L 77 89
Jan. 7	at Ole Miss	L 65 93
Jan. 12	at Kentucky	L 58 79
Jan. 14	vs. Florida	L 81 92
Jan. 19	at Vanderbilt (NR, 8)	L 51 96
Jan. 21	at Mississippi State	W 87 81
Jan. 26	vs. LSU	L 76 87
Jan. 28	at Georgia	L 82 85
Feb. 2	vs. Alabama (NR, 8)	L 64 73
Feb. 4	at Tennessee	L 80 88
Feb. 9	vs. Ole Miss	W 85 75
Feb. 11	vs. Kentucky (OT)	W 99 97
Feb. 16	at Florida	L 77 85
Feb. 18	vs. Vanderbilt (NR, 5)	L 79 89
Feb. 23	vs. Mississippi State	L 60 67
Feb. 25	at LSU	W 96 89
Feb. 27	vs. Georgia Tech	W 92 70
Mar. 2	vs. Georgia	W 97 84
Mar. 4	at Alabama (NR, 7)	L 84 97

# IPTAY Tournament (Clemson, S.C.)  
^ Sun Bowl Tournament (El Paso, Texas)

**1974-75**  
Record: 18-8, 12-6 SEC

COACH: Bob Davis  
CAPTAINS: Eddie Johnson, Gary Redding  
Home: 12-0 | Away: 5-7 | Neutral: 1-1

RESULT		
Dec. 2	vs. South Florida	W 77 52
Dec. 7	at Butler	W 74 71
Dec. 9	vs. Western Carolina	W 85 77
Dec. 14	at Virginia Tech	L 82 83
Dec. 27	vs. Clemson #	L 59 63
Dec. 28	vs. Navy #	W 73 69
Jan. 4	at Tennessee	L 81 96
Jan. 6	vs. Ole Miss	W 104 86
Jan. 11	vs. Kentucky (NR, 7)	W 90 85
Jan. 13	at Florida	W 84 68
Jan. 15	at Georgia Tech	W 87 75
Jan. 18	vs. Vanderbilt	W 93 89
Jan. 20	vs. Mississippi State	W 98 89
Jan. 25	at LSU (20, NR)	W 87 78
Jan. 27	vs. Georgia (14, NR)	W 65 64
Feb. 1	at Alabama (14, 9)	L 53 77
Feb. 3	vs. Tennessee (NR, 18)	W 62 59
Feb. 8	at Ole Miss	L 70 72
Feb. 10	at Kentucky (NR, 5)	L 76 119
Feb. 15	vs. Florida	W 76 75
Feb. 17	at Vanderbilt	L 78 85
Feb. 22	at Mississippi State	W 78 74
Feb. 24	vs. LSU	W 110 94
Mar. 1	at Georgia (OT)	L 90 93
Mar. 3	vs. VCU	W 117 72
Mar. 8	vs. Alabama (NR, 7)	W 76 70

# Pillsbury's Best Tournament (Minneapolis, Minn.)

**1975-76**  
Record: 16-10, 11-7 SEC

COACH: Bob Davis  
CAPTAINS: Eddie Johnson, Gary Redding  
Home: 9-2 | Away: 6-7 | Neutral: 1-1

RESULT		
Dec. 1	vs. Butler	W 80 69
Dec. 3	at Western Carolina (17, NR)	W 88 76
Dec. 13	at South Florida (17, NR)	W 79 78
Dec. 19	vs. SMU # (17, NR) (OT)	L 85 87
Dec. 20	vs. Tulsa # (17, NR) #	W 92 74
Dec. 26	at Duke	L 74 85
Dec. 27	at NC State (NR, 9)	L 74 79
Jan. 3	at LSU	W 102 86
Jan. 5	at Ole Miss	W 72 66
Jan. 10	vs. Alabama (NR, 10)	L 62 63
Jan. 12	vs. Mississippi State	W 75 70
Jan. 17	at Georgia	W 94 70
Jan. 19	at Tennessee (NR, 9)	L 78 83
Jan. 24	vs. Vanderbilt	L 59 71
Jan. 26	vs. Kentucky (OT)	W 91 84
Jan. 31	at Florida	W 92 86
Feb. 7	at Alabama (NR, 17)	L 75 86
Feb. 9	at Mississippi State	L 74 75
Feb. 11	vs. Georgia Tech	W 72 51
Feb. 14	vs. Georgia	W 88 79
Feb. 16	vs. Tennessee (NR, 8) (OT)	W 73 72
Feb. 21	at Vanderbilt	L 72 80
Feb. 23	at Kentucky	L 82 93
Feb. 28	vs. Florida	W 89 80
Mar. 6	vs. LSU	W 90 80
Mar. 8	vs. Ole Miss	W 103 88

# Sun Carnival Classic (El Paso, Texas)

**1976-77**  
Record: 13-13, 6-12 SEC

COACH: Bob Davis  
CAPTAINS: Eddie Johnson, Pepto Bolden  
Home: 6-6 | Away: 5-6 | Neutral: 2-1

RESULT		
Nov. 26	vs. Jacksonville #	W 92 67
Nov. 29	vs. Appalachian State	W 84 61
Dec. 1	vs. Richmond	W 86 63
Dec. 4	vs. Fairleigh Dickinson	W 86 59
Dec. 16	at VCU	W 109 59
Dec. 28	vs. Creighton ^ (20, NR)	L 76 81
Dec. 29	vs. Rutgers ^ (20, NR)	W 78 75
Jan. 3	vs. Alabama (20, 4)	L 71 74
Jan. 5	vs. Mississippi State	L 79 81
Jan. 8	at Tennessee	L 79 87
Jan. 10	at Georgia	W 95 71
Jan. 15	vs. Kentucky (NR, 2)	L 68 75
Jan. 17	vs. Vanderbilt	W 74 69
Jan. 22	vs. Florida	L 73 77
Jan. 29	at LSU	L 73 77
Jan. 31	at Ole Miss	W 72 65
Feb. 5	vs. Tennessee (NR, 11)	L 83 93
Feb. 7	vs. Georgia	W 83 74
Feb. 12	at Kentucky (NR, 3)	L 82 89
Feb. 14	at Vanderbilt (OT)	W 76 71
Feb. 19	at Florida	L 68 79
Feb. 21	at Jacksonville	W 80 66
Feb. 26	vs. LSU	L 76 86
Feb. 28	vs. Ole Miss	W 97 84
Mar. 5	at Alabama (NR, 12)	L 77 81
Mar. 7	at Mississippi State	L 75 89

# (Birmingham, Ala.)  
^ Louisville Holiday Classic (Louisville, Ky.)

**1977-78**  
Record: 13-14, 8-10 SEC

COACH: Bob Davis  
CAPTAINS: Mike Mitchell, Stan Pietkiewicz, Myles Patrick  
Home: 8-5 | Away: 3-8 | Neutral: 2-1

RESULT		
Dec. 1	vs. Houston	L 87 88
Dec. 3	vs. South Florida	W 71 54
Dec. 9	vs. Southern Illinois #	W 66 65
Dec. 10	vs. Oklahoma State #	W 112 94
Dec. 17	at Iona College	L 82 105
Dec. 29	vs. USC ^	L 74 85
Dec. 30	vs. Temple ^	L 73 74
Jan. 2	at Georgia	W 76 69
Jan. 4	at Tennessee	L 76 80
Jan. 7	vs. Vanderbilt	W 74 61
Jan. 9	vs. Kentucky (NR, 1)	L 77 101
Jan. 14	at Florida	W 81 72
Jan. 21	at Ole Miss	L 75 84
Jan. 23	at LSU	L 79 90
Jan. 28	vs. Alabama	L 74 81
Jan. 30	vs. Mississippi State	W 85 74
Feb. 1	at Georgia Tech	W 77 72
Feb. 4	at Vanderbilt	L 78 91
Feb. 6	at Kentucky (NR, 1)	L 81 104
Feb. 11	vs. Florida	W 92 84
Feb. 13	vs. Oral Roberts	W 82 78
Feb. 18	vs. Ole Miss	W 92 67
Feb. 20	vs. LSU (OT)	L 95 101
Feb. 25	at Alabama	L 86 89
Feb. 27	at Mississippi State (OT)	L 82 83
Mar. 4	vs. Georgia	W 81 80
Mar. 6	vs. Tennessee	W 107 94

# Marshall Tournament (Huntington, W. Va.)  
^ Sugar Bowl Tournament (New Orleans, La.)

## 1978-79

Record: 13-16, 5-13 SEC

COACH: Sonny Smith  
CAPTAINS: Bubba Price, Rich Valavicius  
Home: 7-8 | Away: 3-8 | Neutral: 3-0

		RESULT		
Dec. 1	vs. Southwestern Louisiana #	W	83	82
Dec. 4	vs. Florida State	L	70	71
Dec. 9	vs. Iona	W	74	66
Dec. 12	at Richmond	W	84	72
Dec. 15	vs. Oklahoma #	W	78	70
Dec. 16	at Navy #	W	63	57
Dec. 21	vs. Georgia Tech ^	W	60	57
Jan. 3	vs. Vanderbilt	L	55	57
Jan. 6	vs. Florida	W	91	86
Jan. 8	at Oral Roberts	L	62	63
Jan. 11	at Georgia	W	84	77
Jan. 13	at Ole Miss	L	62	77
Jan. 15	at LSU (NR, 13)	L	82	94
Jan. 20	vs. Alabama (NR, 18)	L	76	83
Jan. 22	vs. Mississippi State	L	72	74
Jan. 25	vs. Kentucky (OT)	L	83	86
Jan. 27	at Vanderbilt (NR, 19)	L	59	66
Jan. 29	at Kentucky	L	59	66
Feb. 3	at Florida (OT)	W	93	92
Feb. 7	at Tennessee	L	62	73
Feb. 10	vs. Ole Miss (2OT)	W	56	54
Feb. 12	vs. LSU (NR, 8)	L	68	78
Feb. 17	at Alabama (NR, 20)	L	73	80
Feb. 19	at Mississippi State	L	66	73
Feb. 22	vs. Georgia	W	73	68
Feb. 24	vs. Tennessee	L	55	60
Feb. 28	vs. Vanderbilt %	W	59	53
Mar. 1	vs. Georgia % (4OT)	W	95	91
Mar. 2	vs. Tennessee % (NR, 20)	L	64	75

# Big Sun Tournament (St. Petersburg, Fla.)  
^ (Birmingham, Ala.)  
% SEC Tournament (Birmingham, Ala.)

## 1979-80

Record: 10-18, 5-13 SEC

COACH: Sonny Smith  
CAPTAIN: Rich Valavicius  
Home: 5-5 | Away: 2-9 | Neutral: 3-4

		RESULT		
Dec. 3	vs. Texas Wesleyan	W	90	51
Dec. 5	vs. Ole Miss	W	76	73
Dec. 7	vs. Arkansas State (OT) #	L	62	69
Dec. 8	vs. George Washington #	L	60	71
Dec. 12	at Tennessee	L	58	61
Dec. 15	at South Florida	W	74	56
Dec. 18	vs. Austin Peay ^	W	65	61
Dec. 21	vs. Long Beach State %	W	74	69
Dec. 22	vs. Southwestern Louisiana %	L	75	92
Jan. 2	at Kentucky (NR, 2)	L	65	67
Jan. 5	vs. Florida	W	82	62
Jan. 9	at Vanderbilt	L	57	66
Jan. 12	vs. Mississippi State	W	77	67
Jan. 16	at LSU (NR, 14)	L	82	93
Jan. 19	vs. Georgia	W	58	53
Jan. 23	vs. Alabama (OT)	L	46	50
Jan. 26	at Ole Miss	L	54	71
Jan. 30	vs. Tennessee (NR, 3)	L	62	64
Feb. 2	at Florida	L	60	70
Feb. 4	at Florida State	L	69	73
Feb. 6	vs. Vanderbilt	L	73	77
Feb. 9	at Mississippi State	L	72	76
Feb. 13	vs. LSU (NR, 5)	L	44	50
Feb. 16	at Georgia (OT)	W	69	65
Feb. 20	at Alabama	L	47	59
Feb. 23	vs. Tennessee	L	63	72
Feb. 27	vs. Georgia @	W	79	71
Feb. 28	vs. Kentucky @ (NR, 2)	L	61	69

# Show-Me Classic (Columbia, Mo.)  
^ (Birmingham, Ala.)  
% Bayou Classic (Lafayette, La.)  
@ SEC Tournament (Birmingham, Ala.)

## 1980-81

Record: 11-16, 4-14 SEC

COACH: Sonny Smith  
CAPTAINS: Darrell Lockhart, Earl Banks  
Home: 8-6 | Away: 2-8 | Neutral: 1-2

		RESULT		
Dec. 1	vs. Towson State	W	87	63
Dec. 3	vs. Tennessee	W	75	65
Dec. 6	vs. Armstrong State	W	79	70
Dec. 8	vs. Tennessee Tech	W	77	62
Dec. 13	vs. Eckerd College	W	106	66
Dec. 17	vs. Florida State	W	78	74
Dec. 20	at Austin Peay	W	52	51
Dec. 29	vs. Air Force # (OT)	L	46	48
Dec. 30	vs. Columbia #	W	63	55
Jan. 3	at Ole Miss	L	45	46
Jan. 7	vs. Kentucky (NR, 4)	L	66	79
Jan. 10	at Florida	L	59	63
Jan. 14	vs. Vanderbilt	L	81	97
Jan. 17	at Mississippi State	L	61	69
Jan. 21	vs. LSU (NR, 5)	L	64	74
Jan. 24	at Georgia	L	63	67
Jan. 28	at Alabama	L	73	83
Jan. 31	vs. Ole Miss	L	58	61
Feb. 4	at Kentucky (NR, 6)	L	74	102
Feb. 7	vs. Florida	L	50	55
Feb. 11	at Vanderbilt	W	69	55
Feb. 14	vs. Mississippi State	W	66	55
Feb. 18	at LSU (NR, 4)	L	47	58
Feb. 21	vs. Georgia	L	65	76
Feb. 25	vs. Alabama	W	56	54
Feb. 28	at Tennessee (NR, 10)	L	63	75
Mar. 4	vs. Florida ^ (OT)	L	48	50

# Blade Glass Classic (Toledo, Ohio)  
^ SEC Tournament (Birmingham, Ala.)

## 1981-82

Record: 14-14, 7-11 SEC

COACH: Sonny Smith  
CAPTAINS: Darrell Lockhart, Alvin Mumphord  
Home: 11-2 | Away: 2-10 | Neutral: 1-2

		RESULT		
Nov. 30	vs. Mississippi College	W	88	54
Dec. 2	vs. Stetson	W	60	59
Dec. 5	vs. Austin Peay	W	67	56
Dec. 7	at Tennessee Tech	W	88	61
Dec. 12	at Tennessee	L	79	86
Dec. 19	at Florida State	W	77	76
Dec. 21	vs. Cal State-Chico	W	104	61
Dec. 29	vs. William & Mary #	L	48	58
Dec. 30	at Duke #	L	71	72
Jan. 2	vs. Ole Miss	W	75	71
Jan. 6	at Kentucky (NR, 3)	L	71	83
Jan. 9	vs. Florida	W	80	60
Jan. 13	at Vanderbilt	L	68	78
Jan. 16	at Mississippi State	W	62	49
Jan. 20	at LSU	L	68	69
Jan. 23	vs. Georgia	W	82	74
Jan. 27	vs. Alabama (NR, 13)	L	65	67
Jan. 30	at Ole Miss	L	57	64
Feb. 3	vs. Kentucky (NR, 9) (OT)	W	83	81
Feb. 6	at Florida	L	66	69
Feb. 10	vs. Vanderbilt	L	60	71
Feb. 13	at Mississippi State	L	45	59
Feb. 17	vs. LSU	W	82	72
Feb. 20	at Georgia	L	56	57
Feb. 24	at Alabama (NR, 17)	L	72	74
Feb. 27	vs. Tennessee (NR, 19)	W	56	54
Mar. 3	vs. Mississippi State ^ (OT)	W	38	36
Mar. 4	vs. Kentucky ^ (NR, 15)	L	66	89

# Iron Duke Classic (Durham, N.C.)  
^ SEC Tournament (Lexington, Ky.)

## 1982-83

Record: 15-13, 8-10 SE

COACH: Sonny Smith  
CAPTAINS: Darrell Lockhart, Alvin Mumphord  
Home: 10-3 | Away: 4-9 | Neutral: 1-1

		RESULT		
Nov. 26	at UAB	W	63	61
Nov. 29	vs. Mercer	W	85	76
Dec. 1	vs. Florida State	W	78	68
Dec. 4	vs. Tennessee Tech	W	74	65
Dec. 6	at Stetson	L	58	59
Dec. 8	at Houston (NR, 9)	L	65	77
Dec. 18	vs. Florida International	W	115	77
Dec. 28	vs. Cal State Fullerton #	W	69	60
Dec. 29	at Utah #	W	71	62
Jan. 3	vs. Mississippi State	W	77	66
Jan. 5	vs. Alabama (NR, 5)	W	91	80
Jan. 8	at Florida	L	75	92
Jan. 15	at Kentucky (NR, 6)	W	75	67
Jan. 17	at Vanderbilt	L	62	64
Jan. 22	vs. Georgia (20, NR)	W	66	64
Jan. 24	vs. Tennessee	L	77	80
Jan. 29	at LSU	W	64	62
Jan. 31	at Ole Miss	L	48	61
Feb. 5	vs. Florida	W	62	54
Feb. 12	vs. Kentucky (NR, 13)	L	69	71
Feb. 14	vs. Vanderbilt	W	72	71
Feb. 19	at Georgia	L	60	67
Feb. 22	at Tennessee	L	74	82
Feb. 26	vs. LSU	L	61	87
Mar. 1	vs. Ole Miss	W	82	59
Mar. 3	at Mississippi State	L	53	69
Mar. 6	at Alabama	L	78	86
Mar. 10	vs. Alabama ^	L	61	62

# Utah Hilton Classic (Salt Lake City, Utah)  
^ SEC Tournament (Birmingham, Ala.)

**1983-84**  
**Record: 20-11, 12-6 SEC**

**COACH: Sonny Smith**

**Home: 9-2 | Away: 7-5 | Neutral: 4-4**

		RESULT	
Nov. 28	vs. Columbus College	W	58 54
Dec. 2	at UAB (OT)	L	62 69
Dec. 5	at Florida State	W	76 69
Dec. 8	vs. Youngstown State #	W	78 52
Dec. 9	at South Alabama #	L	73 95
Dec. 14	at Mercer	W	65 63
Dec. 19	vs. Eastern Kentucky	W	100 60
Dec. 22	at Mississippi State	W	73 55
Dec. 27	vs. Wake Forest ^ (NR, 10)	L	67 76
Dec. 28	vs. Villanova ^	W	95 83
Jan. 5	at Alabama	W	91 86
Jan. 7	vs. Florida	W	82 66
Jan. 13	vs. Kentucky (NR, 2)	W	82 63
Jan. 17	vs. Vanderbilt	L	71 73
Jan. 22	at Georgia	L	86 90
Jan. 24	at Tennessee	W	79 72
Jan. 27	vs. LSU (NR, 10)	W	80 78
Jan. 31	vs. Ole Miss (19, NR)	W	60 50
Feb. 5	at Florida (19, NR)	W	67 65
Feb. 11	at Kentucky (16, 6)	L	64 84
Feb. 13	at Vanderbilt	W	73 67
Feb. 18	vs. Georgia	W	81 63
Feb. 20	vs. Tennessee	L	54 57
Feb. 25	at LSU	L	80 81
Feb. 27	at Ole Miss	L	71 72
Mar. 1	vs. Mississippi State	W	68 53
Mar. 3	vs. Alabama	W	83 70
Mar. 8	vs. Vanderbilt %	W	59 58
Mar. 9	vs. Tennessee %	W	60 58
Mar. 10	vs. Kentucky % (NR, 3)	L	49 51
Mar. 15	vs. Richmond @	L	71 72

# Colonial Classic (Mobile, Ala.)  
^ Gator Bowl Tournament (Jacksonville, Fla.)  
% SEC Tournament (Nashville, Tenn.)  
@ NCAA First Round (Charlotte, N.C.)

**1984 FINAL WIRE SERVICE POLL**  
**UNITED PRESS INTERNATIONAL**

1.	North Carolina	7.	Arkansas
2.	Georgetown	8.	Oklahoma
3.	Kentucky	9.	UTEP
4.	DePaul	10.	Maryland
5.	Houston	19.	Auburn

**1984-85**  
**Record: 22-12, 8-10 SE**

**COACH: Sonny Smith**  
**Home: 10-4 | Away: 5-6 | Neutral: 7-2**  
**SEC TOURNAMENT CHAMPIONS**

		RESULT	
Nov. 24	vs. Stetson	W	92 50
Nov. 26	vs. Columbus College	W	91 56
Nov. 30	at UAB (NR, 13)	W	61 59
Dec. 3	vs. Armstrong State	W	80 47
Dec. 8	vs. Mercer	W	70 69
Dec. 12	vs. Radford	W	79 57
Dec. 21	vs. VCU #	L	59 78
Dec. 22	vs. Delaware #	W	95 63
Dec. 29	at West Virginia	W	59 58
Jan. 2	at Kentucky	L	61 68
Jan. 5	vs. Florida	W	80 74
Jan. 9	at Tennessee	L	74 86
Jan. 12	vs. Mississippi State	W	62 53
Jan. 16	vs. Alabama	L	55 60
Jan. 19	at Georgia	L	80 97
Jan. 24	vs. Ole Miss	W	93 73
Jan. 26	at LSU	L	62 80
Jan. 30	at Vanderbilt	W	86 80
Feb. 2	vs. Kentucky (OT)	L	47 49
Feb. 6	at Florida (OT)	W	81 78

Feb. 9	vs. Tennessee	W	75 60
Feb. 13	at Mississippi State	L	65 82
Feb. 16	at Alabama (2OT)	L	72 74
Feb. 21	vs. Georgia	L	84 86
Feb. 23	at Ole Miss	W	69 57
Feb. 27	vs. LSU	L	73 78
Mar. 2	vs. Vanderbilt	W	84 58
Mar. 6	vs. Ole Miss ^	W	68 60
Mar. 7	vs. LSU ^	W	58 55
Mar. 8	vs. Florida ^	W	43 42
Mar. 9	vs. Alabama (OT) ^	W	53 49
Mar. 14	vs. Purdue %	W	59 58
Mar. 16	vs. Kansas % (NR, 13)	W	66 64
Mar. 22	vs. North Carolina @ (NR, 7)	L	56 62

# Krystal Classic (Chattanooga, Tenn.)  
^ SEC Tournament (Birmingham, Ala.)  
% NCAA First/Second Rounds (South Bend, Ind.)  
@ NCAA Sweet 16 (Birmingham, Ala.)

**1985 FINAL RANKINGS**  
**USA TODAY/THE SPORTING NEWS**

1.	Villanova	1.	North Carolina
2.	Georgetown	2.	Georgetown
3.	St. John's	3.	Kentucky
4.	Georgia Tech	4.	Houston
5.	Memphis State	5.	Maryland
6.	Oklahoma	6.	DePaul
7.	North Carolina	7.	Illinois
8.	Louisiana Tech	8.	Fresno State
9.	Michigan	9.	UTEP
10.	NC State	10.	Tulsa
14.	Auburn	16.	Auburn

(Sporting News Poll released prior to the NCAA Tournament)

**1985-86**  
**Record: 22-11, 13-5 SEC**

**COACH: Sonny Smith**  
**Home: 9-1 | Away: 6-6 | Neutral: 7-4**

		RESULT	
Nov. 22	vs. West Virginia # (10, NR)	L	58 75
Nov. 26	vs. Birmingham Southern (10, NR)	W	61 51
Dec. 3	vs. West Virginia (19, NR)	W	84 59
Dec. 6	vs. Kentucky Wesleyan ^ (19, NR)	W	80 71
Dec. 7	at Western Kentucky ^ (19, NR)	L	58 71
Dec. 10	at UAB (NR, 16)	L	56 62
Dec. 14	vs. Stetson %	W	77 54
Dec. 17	at Southwestern Louisiana (OT)	L	64 66
Dec. 22	vs. Central Florida @	W	78 49
Dec. 23	vs. Boston College @	W	89 85
Jan. 4	at Florida	L	59 62
Jan. 6	vs. Kentucky (NR, 12)	W	60 56
Jan. 8	vs. Tennessee	W	59 45
Jan. 11	at Mississippi State	W	72 56
Jan. 16	at Alabama	L	56 60
Jan. 18	vs. Georgia	W	84 69
Jan. 22	at Ole Miss	W	73 61
Jan. 29	vs. Vanderbilt	W	97 70
Jan. 31	at Kentucky (NR, 8)	L	71 81
Feb. 4	vs. LSU	L	61 63
Feb. 6	vs. Florida	W	67 65
Feb. 8	at Tennessee	L	79 80
Feb. 12	vs. Mississippi State	W	69 64
Feb. 15	vs. Alabama (NR, 18)	W	71 69
Feb. 19	at Georgia (OT)	W	87 86
Feb. 22	vs. Ole Miss	W	75 73
Feb. 26	at LSU	W	92 86
Mar. 1	at Vanderbilt	W	79 65
Mar. 6	vs. Mississippi State !	L	63 65
Mar. 14	vs. Arizona §	W	73 63
Mar. 16	vs. St. John's § (NR, 4)	W	81 65
Mar. 20	vs. UNLV & (NR, 11)	W	70 63
Mar. 22	vs. Louisville & (NR, 7)	L	76 84

# Big Apple NIT (Hartford, Conn.)  
^ Wendy's Classic (Bowling Green, Ky.)

% (Daytona Beach, Fla.)  
@ Red Lobster Classic (Orlando, Fla.)  
! SEC Tournament (Lexington, Ky.)  
§ NCAA First/Second Rounds (Long Beach, Calif.)  
& NCAA Sweet 16/Elite Eight (Houston, Texas)

**1986 FINAL RANKINGS**  
**BASKETBALL WEEKLY/USA TODAY**

1.	Louisville	1.	Louisville
2.	Duke	2.	Duke
3.	Kansas	3.	Kansas
4.	LSU	4.	Kentucky
5.	Kentucky	5.	LSU
6.	North Carolina	6.	Georgia Tech
7.	Georgia Tech	7.	North Carolina
8.	Navy	8.	Navy
9.	Auburn	9.	Auburn
10.	St. John's	10.	St. John's

**1986-87**  
**Record: 18-13, 9-9 SEC**

**COACH: Sonny Smith**  
**Home: 11-3 | Away: 4-8 | Neutral: 3-2**

		RESULT	
Nov. 28	at UAB (12, NR)	W	68 58
Dec. 1	vs. Armstrong State (12, NR)	W	94 54
Dec. 11	vs. Austin Peay (7, NR)	W	115 93
Dec. 13	vs. Southwestern La. (7, NR)	W	107 91
Dec. 15	at Eastern Kentucky (7, NR)	W	97 82
Dec. 18	vs. Augusta College (6, NR)	W	89 66
Dec. 28	vs. Iowa State # (5, NR)	W	89 87
Dec. 29	at UTEP # (5, NR)	L	82 87
Jan. 3	vs. Kentucky (5, 11)	L	60 63
Jan. 7	vs. Georgia (OT) (13, NR)	W	62 58
Jan. 10	at Mississippi State (13, NR)	W	66 52
Jan. 14	vs. Tennessee (10, NR)	W	66 56
Jan. 17	at Vanderbilt (10, NR)	L	75 91
Jan. 22	at Alabama (17, 13)	L	82 88
Jan. 24	vs. Ole Miss (17, NR)	W	85 61
Jan. 28	at LSU (18, NR)	L	73 75
Jan. 31	vs. Florida (18, 19)	W	81 68
Feb. 1	vs. UNLV (18, 3)	L	85 104
Feb. 4	at Kentucky (20, NR)	L	71 75
Feb. 7	at Georgia (20, NR)	L	71 75
Feb. 9	at Florida	W	84 70
Feb. 12	vs. Mississippi State	W	59 45
Feb. 14	at Tennessee	L	84 103
Feb. 21	vs. Alabama (NR, 12)	L	75 77
Feb. 23	vs. Vanderbilt	W	91 83
Feb. 25	at Ole Miss	L	67 73
Mar. 1	vs. LSU	W	100 62
Mar. 6	vs. Kentucky ^	W	79 72
Mar. 7	vs. Alabama ^ (NR, 9)	L	68 87
Mar. 12	vs. San Diego %	W	62 61
Mar. 14	vs. Indiana % (NR, 3)	L	90 107

# Sun Bowl Classic (El Paso, Texas)  
^ SEC Tournament (Atlanta, Ga.)  
% NCAA First/Second Rounds (Indianapolis, Ind.)

**1987-88**  
**Record: 19-11, 11-7 SEC**

**COACH: Sonny Smith**  
**Home: 10-3 | Away: 5-6 | Neutral: 4-2**

		RESULT	
Nov. 27	vs. South Alabama #	W	120 67
Dec. 5	vs. VCU	W	93 80
Dec. 7	vs. UT-Martin	W	99 77
Dec. 11	vs. San Jose State ^	W	70 65
Dec. 12	at Illinois (OT) ^	L	103 107
Dec. 14	vs. Grambling	W	98 59
Dec. 16	vs. Mercer	W	80 48
Dec. 29	vs. Villanova %	W	65 64
Dec. 30	vs. Georgia Tech %	L	72 83
Jan. 6	vs. Florida	W	72 67
Jan. 9	at Kentucky (NR, 1)	W	53 52
Jan. 13	at Georgia (19, NR)	L	68 87
Jan. 16	vs. Mississippi State (19, NR)	W	65 57
Jan. 20	at Tennessee	L	64 75
Jan. 23	vs. Vanderbilt	L	71 75
Jan. 27	vs. Alabama	W	84 74
Jan. 30	at Ole Miss	L	66 69
Feb. 3	vs. LSU	L	69 78
Feb. 6	at Florida (NR, 10)	W	58 57
Feb. 10	vs. Kentucky	L	62 69
Feb. 13	vs. Georgia	W	64 57
Feb. 17	at Mississippi State	W	77 61
Feb. 20	vs. Tennessee	W	73 68
Feb. 24	at Vanderbilt (NR, 17)	W	81 68
Feb. 27	at Alabama	L	77 82
Mar. 2	vs. Ole Miss	W	92 76
Mar. 5	at LSU	W	89 80
Mar. 11	vs. Georgia @	L	60 65
Mar. 17	vs. Bradley ! (NR, 11)	W	90 86
Mar. 19	vs. Oklahoma ! (NR, 8)	L	87 107

# (Birmingham, Ala.)  
^ Illini Classic (Champaign, Ill.)  
% Cotton States Classic (Atlanta, Ga.)  
@ SEC Tournament (Baton Rouge, La.)  
! NCAA First/Second Rounds (Atlanta, Ga.)

**1988-89**  
**Record: 9-19, 2-16 SEC**

**COACH: Sonny Smith**  
**Home: 7-7 | Away: 1-10 | Neutral: 1-2**

		RESULT	
Nov. 26	vs. Mount St. Mary's	W	89 83
Nov. 29	vs. Georgia State	W	74 70
Dec. 3	vs. Mercer	W	87 66
Dec. 10	vs. Texas Southern	W	109 81
Dec. 14	at Vanderbilt	L	77 93
Dec. 17	vs. Jackson State	W	74 51
Dec. 20	at VCU	W	85 79
Dec. 28	vs. Villanova #	L	83 84
Dec. 29	vs. Central Florida #	W	95 68
Jan. 4	vs. Tennessee (NR, 19)	L	73 84
Jan. 7	at LSU	L	77 104
Jan. 11	at Mississippi State	L	56 69
Jan. 14	vs. Florida	L	75 79
Jan. 18	vs. Ole Miss	L	64 65
Jan. 25	at Kentucky	L	76 86
Jan. 28	vs. Alabama	L	64 67
Feb. 2	vs. Georgia	L	62 75
Feb. 4	at Tennessee	L	72 89
Feb. 8	vs. LSU (NR, 19)	L	91 104
Feb. 11	vs. Mississippi State	W	70 68
Feb. 15	at Florida	L	79 90
Feb. 18	at Ole Miss	L	77 80
Feb. 20	vs. Kentucky	W	77 75
Feb. 22	vs. Vanderbilt	L	62 77
Feb. 25	at UAB	L	76 105
Mar. 2	at Alabama	L	58 74
Mar. 4	at Georgia	L	76 80
Mar. 9	vs. Ole Miss ^	L	68 80

# Red Lobster Classic (Orlando, Fla.)  
^ SEC Tournament (Knoxville, Tenn.)

**1989-90**  
**Record: 13-18, 8-10 SEC**

**COACH: Tommy Joe Eagles**  
**CAPTAINS: Derrick Dennison, Zane Arnold**  
**Home: 7-4 | Away: 3-9 | Neutral: 3-5**

		RESULT	
Nov. 24	Michigan State #	L	79 92
Nov. 25	Connecticut #	L	81 95
Nov. 26	Alaska-Anchorage #	L	94 109
Dec. 1	UAB	L	65 75
Dec. 3	Florida State	L	78 82
Dec. 9	Duquesne ^	W	79 74
Dec. 11	Alabama State	W	98 79
Dec. 21	Tennessee Tech %	L	70 72
Dec. 28	Navy @	W	75 61
Dec. 29	Southern Miss @	L	73 84
Jan. 3	Tennessee	L	70 72
Jan. 6	LSU (NR, 17)	L	70 77
Jan. 10	Mississippi State	W	93 71
Jan. 13	Florida	L	62 84
Jan. 17	Ole Miss	L	72 80
Jan. 20	Vanderbilt	W	82 79
Jan. 24	Kentucky	W	74 70
Jan. 27	Alabama (NR, 24)	L	59 78
Jan. 31	Georgia	L	75 88
Feb. 3	Tennessee	W	89 83
Feb. 5	Georgia State	W	79 66
Feb. 7	LSU (NR, 11)	L	71 82
Feb. 10	Mississippi State	W	77 74
Feb. 14	Florida	W	75 55
Feb. 17	Ole Miss	W	95 84
Feb. 20	Vanderbilt	W	87 74
Feb. 24	Kentucky	L	95 98
Feb. 28	Alabama	L	65 80
Mar. 3	Georgia	L	79 94
Mar. 9	LSU ! (NR, 16)	W	78 76
Mar. 10	Alabama !	L	71 87

# Great Alaska Shootout (Anchorage, Alaska)  
^ (Birmingham, Ala.)  
% (Huntsville, Ala.)  
@ Blue Angels Classic (Pensacola, Fla.)  
! SEC Tournament (Orlando, Fla.)

**1990-91**  
**Record: 13-16, 5-13 SEC**

**COACH: Tommy Joe Eagles**  
**CAPTAINS: John Caylor, Zane Arnold**  
**Home: 7-7 | Away: 4-7 | Neutral: 2-2**

		RESULT	
Nov. 24	vs. Texas Southern	W	85 77
Nov. 26	vs. Georgia State	W	83 65
Nov. 30	at UAB	L	65 71
Dec. 8	vs. Ohio	W	75 65
Dec. 13	at Duquesne	W	75 71
Dec. 15	vs. Florida State	W	99 96
Dec. 17	vs. Texas A&M	W	95 71
Dec. 27	vs. Villanova #	L	71 88
Dec. 28	at Tulane #	W	84 71
Jan. 3	vs. Alabama	L	56 68
Jan. 5	at Florida	L	82 84
Jan. 9	at Ole Miss	W	62 60
Jan. 12	vs. LSU	L	84 96
Jan. 16	vs. Vanderbilt	L	59 80
Jan. 19	at Tennessee	W	67 63
Jan. 23	at Georgia (2OT)	W	59 58
Jan. 26	vs. Mississippi State	L	64 84
Jan. 29	vs. Kentucky (NR, 10)	L	81 89
Feb. 2	at Alabama	L	80 88
Feb. 6	vs. Florida (OT)	L	84 87
Feb. 9	vs. Ole Miss	W	72 69
Feb. 13	at LSU (NR, 20)	L	61 98
Feb. 16	at Vanderbilt	L	70 90
Feb. 19	vs. Tennessee	W	74 65
Feb. 23	vs. Georgia	L	77 86
Feb. 27	at Mississippi State (NR, 23)	L	76 94

Mar. 2	at Kentucky (NR, 13)	L	93 114
Mar. 8	vs. LSU ^ (NR, 16)	W	92 77
Mar. 9	vs. Alabama ^ (NR, 24)	L	59 77

# USF&G Sugar Bowl Tournament (New Orleans, La.)  
^ SEC Tournament (Nashville, Tenn.)

**1991-92**  
**Record: 12-15, 5-11 SEC**

**COACH: Tommy Joe Eagles**  
**CAPTAINS: Chris Brandt, Champ Wrencher**  
**Home: 8-4 | Away: 2-9 | Neutral: 2-2**

		RESULT	
Nov. 25	vs. SIU-Edwardsville	W	109 86
Nov. 29	vs. UAB #	L	74 88
Dec. 4	at Texas A&M	W	86 83
Dec. 11	vs. Troy State	W	141 116
Dec. 14	vs. Southern Miss	W	93 78
Dec. 17	at UNLV	L	82 85
Dec. 20	vs. Slippery Rock ^	W	93 66
Dec. 21	vs. South Alabama ^	L	87 107
Dec. 28	vs. Eastern Kentucky %	W	104 92
Dec. 29	vs. Chattanooga %	L	75 87
Jan. 4	at Arkansas (NR, 16)	L	92 110
Jan. 8	vs. LSU	L	70 87
Jan. 13	at Ole Miss	W	96 83
Jan. 18	vs. Alabama (NR, 9)	W	81 63
Jan. 22	vs. South Carolina	W	85 68
Jan. 25	at Tennessee	L	74 82
Jan. 29	vs. Mississippi State	L	72 75
Feb. 1	vs. Georgia	W	89 84
Feb. 4	at Vanderbilt	L	83 89
Feb. 8	vs. Kentucky (NR, 19)	L	67 85
Feb. 12	vs. James Madison	W	87 71
Feb. 19	at Florida	L	81 92
Feb. 22	at LSU	L	82 99
Feb. 26	vs. Arkansas (NR, 9)	L	74 82
Feb. 29	vs. Ole Miss	W	110 84
Mar. 4	at Mississippi State	L	70 77
Mar. 7	at Alabama (NR, 20)	L	80 82

# (Birmingham-Jefferson Civic Center)  
^ Blue Angels Classic (Pensacola, Fla.)  
% Dr. Pepper Classic (Chattanooga, Tenn.)

**1992-93**  
**Record: 15-12, 8-8 SEC**

**COACH: Tommy Joe Eagles**  
**CAPTAIN: Reggie Gallon**  
**Home: 9-3 | Away: 5-7 | Neutral: 1-2**

		RESULT	
Dec. 1	vs. Louisiana College	W	98 60
Dec. 5	at James Madison	L	80 89
Dec. 15	vs. Lincoln Memorial	W	77 51
Dec. 18	vs. Louisiana Tech #	W	65 45
Dec. 19	vs. UNC Wilmington #	L	80 91
Dec. 21	vs. Centenary	W	86 61
Dec. 28	vs. Old Dominion	W	96 85
Jan. 3	at Mississippi State	L	71 77
Jan. 6	vs. Florida	L	73 76
Jan. 9	at LSU	L	81 87
Jan. 16	at South Carolina	W	83 81
Jan. 20	vs. Tennessee	W	88 75
Jan. 23	at Arkansas (NR, 8)	W	100 89
Jan. 27	at Alabama	L	78 81
Jan. 30	vs. Vanderbilt (NR, 15)	L	70 73
Feb. 3	at Ole Miss	W	85 74
Feb. 6	at Georgia	L	69 96
Feb. 9	at UAB	W	86 74
Feb. 13	vs. LSU	L	73 75
Feb. 17	vs. Mississippi State	W	83 77
Feb. 22	at Southern Miss	W	81 75
Feb. 24	vs. Ole Miss	W	83 73
Feb. 27	at Kentucky (NR, 2)	L	78 80
Mar. 3	vs. Alabama	W	78 70
Mar. 6	vs. Arkansas	W	81 80



Mar. 11	vs. Tennessee ^	L	76	78
Mar. 18	at Clemson %	L	72	84

# USAir East Coast Classic (Wilmington, N.C.)  
 ^ SEC Tournament (Lexington, Ky.)  
 % NIT First Round (Clemson, S.C.)

**1993-94**  
**Record: 11-17, 3-13 SEC**

**COACH: Tommy Joe Eagles**  
**CAPTAINS: Wesley Person, Aaron Swinson**  
 Home: 7-8 | Away: 2-7 | Neutral: 2-2

RESULT				
Nov. 28	vs. UNC Wilmington	W	94	75
Nov. 30	vs. Nicholls State	L	76	79
Dec. 7	vs. Ball State	W	92	87
Dec. 9	vs. Troy State	W	113	86
Dec. 16	vs. UAB	L	65	69
Dec. 18	at Old Dominion	W	101	87
Dec. 28	vs. Michigan # (NR, 7)	L	81	102
Dec. 30	vs. Fordham #	W	81	60
Jan. 5	vs. Georgia (OT)	L	80	83
Jan. 8	at LSU	L	72	83
Jan. 12	vs. Mississippi State (OT)	L	86	91
Jan. 15	vs. Arkansas (NR, 3)	L	105	117
Jan. 19	at Ole Miss (2OT)	L	85	88
Jan. 22	at Tennessee	L	85	92
Jan. 25	vs. Alabama	L	69	74
Jan. 30	vs. Kentucky (NR, 7)	L	74	91
Feb. 2	at Florida (NR, 24)	L	67	68
Feb. 5	vs. Florida Atlantic	W	91	78
Feb. 9	at Vanderbilt	L	60	84
Feb. 12	vs. LSU	W	111	83
Feb. 16	vs. South Carolina	W	88	70
Feb. 19	at Mississippi State	W	76	65
Feb. 22	vs. Southern Miss	W	89	73
Feb. 26	at Arkansas (NR, 1)	L	81	91
Mar. 2	vs. Ole Miss	L	62	68
Mar. 5	at Alabama	L	68	83
Mar. 10	vs. Vanderbilt ^	W	81	56
Mar. 11	vs. Alabama ^	L	55	83

# Bank One Fiesta Bowl Basketball Classic (Tucson, Ariz.)  
 ^ SEC Tournament (Memphis, Tenn.)

**1994-95**  
**Record: 16-13, 7-9 SEC**

**COACH: Cliff Ellis**  
**CAPTAINS: Wes Flanigan, Moochie Norris, Lance Weems**  
 Home: 9-4 | Away: 4-6 | Neutral: 3-3

RESULT				
Nov. 26	vs. Lynn	W	78	70
Nov. 30	at UAB	W	60	54
Dec. 2	vs. Georgia Southern #	W	77	45
Dec. 3	at Ball State #	L	74	82
Dec. 12	vs. West Florida	W	96	59
Dec. 14	vs. Troy State	W	95	71
Dec. 17	vs. Alabama State	W	102	62
Dec. 29	at Florida A&M ^	W	83	70
Dec. 30	vs. Kansas State ^	L	75	78
Jan. 4	at Kentucky (NR, 6)	L	64	98
Jan. 8	vs. Ole Miss	W	88	74
Jan. 11	vs. LSU	L	73	76
Jan. 14	vs. Arkansas (NR, 4)	W	104	90
Jan. 18	vs. Tennessee	W	61	57
Jan. 21	at Georgia	L	77	83
Jan. 25	vs. Florida (NR, 23)	W	77	71
Feb. 1	at Alabama (NR, 20)	L	63	65
Feb. 4	at Ole Miss	L	75	77
Feb. 8	vs. Vanderbilt	L	59	77
Feb. 11	at Mississippi State (NR, 21)	W	70	69
Feb. 15	at South Carolina	W	80	78
Feb. 18	vs. Alabama (NR, 18)	L	73	86
Feb. 22	at Southern Miss	W	81	79

Feb. 25	at LSU	L	78	89
Mar. 1	vs. Mississippi State (NR, 14)	W	76	69
Mar. 4	at Arkansas (NR, 7)	L	66	68
Mar. 9	vs. South Carolina %	W	81	66
Mar. 10	vs. Kentucky % (NR, 3)	L	81	93
Mar. 15	vs. Marquette @	L	61	68

# Cardinal Varsity Club Classic (Muncie, Ind.)  
 ^ Capital City Classic (Tallahassee, Fla.)  
 % SEC Tournament (Atlanta, Ga.)  
 @ NIT First Round (Auburn, Ala.)

**1995-96**  
**Record: 19-13, 6-10 SEC**

**COACH: Cliff Ellis**  
**CAPTAINS: Ray Donald, Wes Flanigan, Lance Weems**  
 Home: 9-5 | Away: 2-7 | Neutral: 8-1

RESULT				
Nov. 24	vs. La Salle #	W	70	60
Nov. 25	vs. James Madison #	W	82	71
Nov. 26	vs. Louisville # (NR, 13)	W	82	78
Nov. 30	vs. Jacksonville State	W	91	74
Dec. 3	vs. UAB	L	54	66
Dec. 8	vs. Liberty ^	W	63	58
Dec. 9	at Baylor ^	W	83	64
Dec. 12	at South Alabama	W	59	50
Dec. 15	vs. Northeast Louisiana	W	80	71
Dec. 17	vs. Coastal Carolina	W	82	66
Dec. 19	vs. Wofford	W	73	56
Dec. 29	vs. Norfolk State %	W	92	56
Dec. 30	at Florida A&M %	W	84	54
Jan. 3	at Tennessee	L	62	66
Jan. 6	vs. Arkansas	W	101	76
Jan. 10	at Alabama	L	65	72
Jan. 13	vs. Georgia (NR, 17)	W	89	86
Jan. 21	vs. LSU (23, NR)	L	95	87
Jan. 24	at Ole Miss (21, NR)	L	69	82
Jan. 31	at Vanderbilt (22, NR)	W	62	76
Feb. 4	vs. Miss. State (22, NR) (OT)	L	75	78
Feb. 7	vs. South Carolina (22, NR)	W	84	73
Feb. 10	at Florida (22, NR)	W	73	70
Feb. 14	vs. Alabama	L	72	75
Feb. 17	at Arkansas	L	77	87
Feb. 21	vs. Ole Miss	W	69	62
Feb. 24	at LSU	L	67	93
Feb. 27	vs. Kentucky (NR, 1)	L	73	88
Mar. 2	at Mississippi State	L	51	67
Mar. 7	vs. Vanderbilt @	W	68	65
Mar. 8	vs. Miss. State @ (NR, 25)	L	58	69
Mar. 13	vs. Tulane ! (OT)	L	73	87

# Puerto Rico Shootout (Bayamon, Puerto Rico)  
 ^ Dr. Pepper Invitational (Waco, Texas)  
 % Capital City Classic (Tallahassee, Fla.)  
 @ SEC Tournament (New Orleans, La.)  
 ! NIT First Round (Auburn, Ala.)

**1996-97**  
**16-15, 6-10 SEC**

**COACH: Cliff Ellis**  
**CAPTAINS: Wes Flanigan, Pat Burke**  
 Home: 11-3 | Away: 3-8 | Neutral: 2-3

RESULT				
Nov. 22	at UAB	L	57	64
Nov. 25	vs. Arkansas-Pine Bluff	W	89	56
Nov. 29	vs. Colorado # (OT)	L	72	78
Nov. 30	at Hawai'i-Hilo # (OT)	W	98	92
Dec. 1	vs. TCU #	L	66	86
Dec. 5	vs. Arkansas-Little Rock	W	75	63
Dec. 7	vs. Georgia State	W	66	48
Dec. 14	vs. Baylor	L	63	68
Dec. 15	vs. Western Carolina	W	80	55
Dec. 18	vs. South Alabama	W	60	51
Dec. 21	vs. Murray State ^	W	86	72
Dec. 28	at Florida A&M	W	95	57

Dec. 30	vs. Winthrop	W	80	55
Jan. 4	at South Carolina	L	56	66
Jan. 8	vs. Arkansas	L	55	66
Jan. 11	vs. Florida	W	79	65
Jan. 15	vs. Tennessee	W	43	35
Jan. 18	at Kentucky (NR, 4)	L	53	77
Jan. 22	at LSU	L	59	75
Jan. 25	at Georgia	L	48	53
Jan. 28	vs. Alabama	W	72	62
Feb. 1	at Ole Miss	L	46	57
Feb. 5	vs. Mississippi State	W	81	68
Feb. 8	vs. LSU	W	76	72
Feb. 11	at Arkansas	L	42	75
Feb. 15	vs. Vanderbilt	L	61	75
Feb. 22	at Alabama	L	50	55
Feb. 26	at Mississippi State	W	68	64
Mar. 1	vs. Ole Miss	L	63	71
Mar. 6	vs. Tennessee %	W	67	54
Mar. 7	vs. Kentucky % (NR, 6)	L	50	92

# Big Island Invitational (Hilo, Hawai'i)  
 ^ Mulligan Holiday Hoopfest (Birmingham, Ala.)  
 % SEC Tournament (Memphis, Tenn.)

**1997-98**  
**Record: 16-14, 7-9 SEC**

**COACH: Cliff Ellis**  
**CAPTAINS: Franklin Williams, Doc Robinson**  
 Home: 12-3 | Away: 2-7 | Neutral: 1-4

RESULT				
Nov. 11	vs. Temple # (NR, 24)	L	42	68
Nov. 14	at UCF	W	70	63
Nov. 17	vs. Nicholls State	W	96	75
Nov. 21	vs. Southern Miss	W	83	70
Nov. 25	vs. Wofford	W	68	51
Dec. 6	vs. Florida A&M	W	79	69
Dec. 12	vs. Pepperdine ^	L	55	62
Dec. 13	vs. Weber State ^	W	63	58
Dec. 16	vs. Jacksonville State	W	89	61
Dec. 20	vs. UAB %	L	65	71
Dec. 30	vs. Navy	W	70	54
Jan. 3	vs. Georgia	W	73	62
Jan. 7	at Tennessee	W	74	69
Jan. 14	at LSU	L	54	59
Jan. 18	vs. Alabama	W	94	40
Jan. 21	vs. Arkansas (NR, 18)	L	65	79
Jan. 24	vs. South Carolina (NR, 14)	L	56	61
Jan. 28	at Mississippi State	W	69	66
Jan. 31	vs. Ole Miss (NR, 12)	W	68	67
Feb. 4	at Alabama	L	62	76
Feb. 7	vs. Mississippi State (OT)	W	68	66
Feb. 11	at Florida	L	64	81
Feb. 14	vs. LSU	W	66	44
Feb. 18	at Vanderbilt	L	66	82
Feb. 21	at Arkansas	L	83	107
Feb. 25	vs. Kentucky (NR, 7)	L	58	83
Feb. 28	at Ole Miss (NR, 13)	L	67	74
Mar. 5	vs. Florida @	L	64	68
Mar. 11	vs. Southern Miss !	W	77	62
Mar. 16	at Marquette \$ (OT)	L	60	75

# NABC Classic (Albuquerque, N.M.)  
 ^ Cougar Classic (Provo, Utah)  
 % Holiday Hardwood Classic (BJCC/Birmingham, Ala.)  
 @ SEC Tournament (Atlanta, Ga.)  
 ! NIT First Round (Auburn, Ala.)  
 \$ NIT Second Round (Milwaukee, Wis.)

# WAREAGLE

2023-24 AUBURN MEN'S BASKETBALL

**1998-99**  
Record: 29-4, 14-2 SEC

COACH: Cliff Ellis  
CAPTAINS: Bryant Smith, Doc Robinson  
Home: 15-0 | Away: 8-2 | Neutral: 6-2

**SEC CHAMPIONS**

		RESULT
Nov. 13	vs. Southeastern Louisiana	W 114 60
Nov. 16	vs. Florida A&M	W 94 47
Nov. 19	vs. Central Florida	W 77 42
Nov. 23	vs. BYU	W 62 43
Nov. 27	vs. Rutgers #	W 70 55
Nov. 29	at Hawaii #	W 84 57
Dec. 3	vs. UNC Asheville	W 91 60
Dec. 6	at Florida State	W 80 68
Dec. 12	vs. UAB ^ (24, NR)	W 77 64
Dec. 15	vs. Wofford (18, NR)	W 79 51
Dec. 19	at Navy (18, NR)	W 88 70
Dec. 29	vs. Bethune-Cookman (15, NR)	W 99 46
Jan. 2	vs. Tennessee (15, NR)	W 90 62
Jan. 6	vs. Arkansas (14, 18)	W 83 66
Jan. 9	at LSU (14, NR)	W 73 70
Jan. 13	at Ole Miss (8, NR)	W 74 59
Jan. 16	vs. Florida (8, NR)	W 88 69
Jan. 20	at Kentucky (6, 7)	L 62 72
Jan. 23	at Alabama (6, NR)	W 73 58
Jan. 27	vs. Mississippi State (7, NR)	W 64 54
Jan. 30	at Georgia (7, NR)	W 85 74
Feb. 3	at South Carolina (6, NR)	W 76 48
Feb. 6	vs. LSU (6, NR)	W 80 54
Feb. 9	vs. Ole Miss (3, NR)	W 95 66
Feb. 13	vs. Alabama (3, NR)	W 102 61
Feb. 17	vs. Vanderbilt (3, NR)	W 81 63
Feb. 24	at Arkansas (2, NR)	L 88 104
Feb. 27	at Mississippi State (2, NR)	W 76 73
Mar. 5	vs. Alabama % (4, NR)	W 93 61
Mar. 6	vs. Kentucky % (4, 14)	L 57 69
Mar. 11	vs. Winthrop @ (4, NR)	W 80 41
Mar. 13	vs. Oklahoma State @ (4, NR)	W 81 74
Mar. 18	vs. Ohio State ! (4, 14)	L 64 72

# United Airlines Tip-Off Classic (Honolulu, Hawai'i)  
^ Arby's Hardwood Classic (BJCC/Birmingham, Ala.)  
% SEC Tournament (Atlanta, Ga.)  
@ NCAA First/Second Rounds (Indianapolis, Ind.)  
! NCAA Sweet 16 (Knoxville, Tenn.)

**1999 FINAL RANKINGS**  
ASSOCIATED PRESS & USA TODAY/ESPN

1. Duke	1. Connecticut
2. Michigan State	2. Duke
3. Connecticut	3. Michigan State
4. <b>Auburn</b>	4. Ohio State
5. Maryland	5. Kentucky
6. Utah	5. St. John's
7. Stanford	7. <b>Auburn</b>
8. Kentucky	8. Maryland
9. St. John's	9. Stanford
10. Miami, Fla.	10. Utah

**1999-2000**  
Record: 24-10, 9-7 SEC

COACH: Cliff Ellis  
CAPTAINS: Doc Robinson, Chris Porter  
Home: 14-1 | Away: 2-6 | Neutral: 8-3

**RESULT**

Nov. 19	vs. UAB (3, NR)	W 65 59
Nov. 21	vs. Arkansas-Pine Bluff (3, NR)	W 100 44
Nov. 27	vs. Stanford # (2, 7)	L 58 67
Dec. 1	vs. Belmont (5, NR)	W 65 56
Dec. 5	vs. Florida State (5, NR)	W 55 54
Dec. 11	vs. Pennsylvania ^ (8, NR)	W 77 70
Dec. 13	vs. Coppin State (6, NR)	W 63 35
Dec. 16	vs. Bradley % (6, NR)	W 78 64
Dec. 20	at Puerto Rico-Mayaguez @ (6, NR)	W 109 52
Dec. 21	vs. Virginia Tech @ (6, NR)	W 73 63
Dec. 22	vs. Pepperdine @ (6, NR)	W 87 76
Dec. 30	vs. Southern Miss (4, NR)	W 56 50
Jan. 2	vs. Stony Brook (4, NR)	W 100 45
Jan. 8	vs. Georgia (4, NR)	W 67 52
Jan. 11	vs. Kentucky (4, 20)	W 66 63
Jan. 16	at Mississippi State (4, NR)	W 51 45
Jan. 19	vs. South Carolina (4, NR)	W 65 61
Jan. 22	at Ole Miss (4, NR) (OT)	L 77 79
Jan. 25	at Tennessee (7, 11)	L 76 105
Jan. 29	vs. Mississippi State (7, NR)	W 73 57
Feb. 2	vs. Alabama (10, NR)	W 77 63
Feb. 5	vs. Arkansas (10, NR)	W 73 55
Feb. 9	at LSU (8, 25)	L 68 83
Feb. 16	at Vanderbilt (11, 24)	W 86 80
Feb. 19	vs. Ole Miss (11, NR)	W 75 72
Feb. 22	at Alabama (8, NR)	L 64 68
Feb. 27	at Florida (8, 9)	L 59 88
Mar. 1	vs. LSU (13, 12)	L 53 55
Mar. 5	at Arkansas (13, NR)	L 55 64
Mar. 10	vs. Florida ! (23, 10)	W 78 70
Mar. 11	vs. South Carolina ! (23, NR) (OT)	W 77 72
Mar. 12	vs. Arkansas ! (23, NR)	L 67 75
Mar. 16	vs. Creighton \$ (22, NR)	W 72 69
Mar. 18	vs. Iowa State \$ (22, 6)	L 60 79

# Wooden Classic (Anaheim, Calif.)  
^ Arby's Hardwood Classic (BJCC/Birmingham, Ala.)  
% Coors Classic (Mobile, Ala.)  
@ San Juan Shootout (San Juan, P.R.)  
! SEC Tournament (Atlanta, Ga.)  
\$ NCAA First/Second Rounds (Minneapolis, Minn.)

**2000 FINAL RANKINGS**  
ASSOCIATED PRESS & USA TODAY/ESPN

1. Duke	1. Michigan State
2. Michigan State	2. Florida
3. Stanford	3. Iowa State
4. Arizona	4. Duke
5. Temple	5. Stanford
6. Iowa State	6. Oklahoma State
7. Cincinnati	7. Cincinnati
8. Ohio State	8. Arizona
9. St. John's	9. Tulsa
10. LSU	10. Temple
	24. <b>Auburn</b>

**2000-01**  
Record: 18-14, 7-9 SEC

COACH: Cliff Ellis  
CAPTAINS: Scott Pohliman, Reggie Sharp  
Home: 12-5 | Away: 2-7 | Neutral: 4-2

**RESULT**

Nov. 17	vs. Florida A&M	W 87 52
Nov. 19	vs. Jacksonville State	W 91 51
Nov. 20	vs. Mercer	L 88 92
Nov. 24	vs. Robert Morris #	W 89 71
Nov. 25	vs. Toledo # (2OT)	L 90 95
Nov. 26	vs. Providence #	W 80 69
Dec. 1	vs. South Alabama	L 66 68
Dec. 4	vs. Louisiana-Lafayette	W 93 86
Dec. 5	vs. Grambling	W 104 60
Dec. 9	vs. Detroit ^	W 75 72
Dec. 16	vs. Oregon % (OT)	W 101 97
Dec. 19	vs. Georgia Southern	W 93 79
Dec. 30	vs. Southern Miss	W 73 69
Jan. 6	vs. Tennessee (NR, 5) (2OT)	L 88 96
Jan. 10	at Georgia (OT)	L 80 85
Jan. 13	vs. LSU	W 85 69
Jan. 17	at Arkansas	L 72 82
Jan. 20	at South Carolina	W 60 57
Jan. 24	vs. Florida (NR, 14)	L 63 65
Jan. 27	at Alabama (NR, 15)	L 80 81
Jan. 31	vs. Mississippi State	W 60 56
Feb. 3	vs. Ole Miss	L 70 74
Feb. 10	at LSU	W 76 65
Feb. 14	vs. Arkansas	W 71 63
Feb. 17	at Mississippi State	L 74 85
Feb. 21	vs. Alabama (NR, 14) (OT)	W 72 69
Feb. 24	at Ole Miss (NR, 12)	L 62 64
Feb. 28	at Kentucky (NR, 15)	L 78 90
Mar. 3	vs. Vanderbilt	W 69 66
Mar. 8	vs. Tennessee @ (NR, 24)	L 66 73
Mar. 14	vs. Miami (Fla.) !	W 60 58
Mar. 20	at Purdue \$	L 61 79

# Energia Systems Thanksgiving Tournament (Kansas City, Mo.)  
^ Arby's Hardwood Classic (BJCC/Birmingham, Ala.)  
% Las Vegas Showdown (Las Vegas, Nev.)  
@ SEC Tournament (Nashville, Tenn.)  
! NIT First Round (Auburn, Ala.)  
\$ NIT Second Round (West Lafayette, Ind.)

**2001-02**  
Record: 12-16, 4-12 SEC

COACH: Cliff Ellis  
CAPTAINS: Marquis Daniels, Adam Harrington  
Home: 11-5 | Away: 0-9 | Neutral: 1-2

**RESULT**

Nov. 16	vs. High Point	W 63 59
Nov. 18	vs. Jacksonville State	W 75 53
Nov. 24	at Rutgers	L 56 57
Nov. 27	vs. McNeese State	W 78 74
Nov. 30	vs. Florida International	W 67 55
Dec. 4	vs. Louisiana Tech	L 66 67
Dec. 8	vs. Virginia # (NR, 7)	L 72 77
Dec. 15	vs. Marshall ^	W 78 60
Dec. 18	vs. South Alabama	W 73 58
Dec. 20	vs. UNC Asheville	W 83 38
Dec. 29	vs. Southern Miss	W 64 55
Jan. 5	vs. Arkansas	L 77 83
Jan. 9	at Ole Miss	L 65 69
Jan. 12	vs. Alabama (NR, 14)	W 59 56
Jan. 16	at Vanderbilt	L 67 73
Jan. 19	at LSU	L 58 75
Jan. 22	vs. Kentucky (NR, 8)	L 62 69
Jan. 27	at Tennessee	L 59 82
Jan. 30	vs. Mississippi State	L 64 72
Feb. 2	at Arkansas	L 60 62
Feb. 9	vs. Georgia (NR, 17)	W 75 72
Feb. 13	vs. Ole Miss	W 65 62
Feb. 16	at Mississippi State	L 53 89

Feb. 20	at Florida (NR, 8)	L	61	89
Feb. 23	vs. South Carolina	W	50	46
Feb. 27	at Alabama (NR, 6)	L	68	73
Mar. 2	vs. LSU	L	54	59
Mar. 7	vs. Florida % (NR, 11)	L	63	81

# Arby's Hardwood Classic (Birmingham, Ala.)  
 ^ Coors Classic (Mobile, Ala.)  
 % SEC Tournament (Atlanta, Ga.)

**2002-03**  
**Record: 22-12, 8-8 SEC**

**COACH: Cliff Ellis**  
**CAPTAINS: Marquis Daniels, Derrick Bird**  
**Home: 13-4 | Away: 4-5 | Neutral: 5-3**

		RESULT	
Nov. 22	vs. Wofford	W	81 63
Nov. 26	vs. Georgia State	W	100 71
Dec. 1	vs. Western Kentucky #	L	70 89
Dec. 2	vs. Southeastern Louisiana	W	77 47
Dec. 4	vs. South Carolina State	W	85 65
Dec. 8	vs. Rutgers	W	82 70
Dec. 14	vs. Murray State	W	72 53
Dec. 17	vs. Western Michigan	L	54 72
Dec. 20	at Puerto Rico-Mayaguez ^	W	94 64
Dec. 21	vs. Denver ^	W	63 58
Dec. 22	vs. Troy State ^	W	94 66
Dec. 30	vs. Southern Miss	W	92 46
Jan. 2	vs. North Texas	W	90 65
Jan. 8	vs. Vanderbilt	W	62 59
Jan. 11	at Arkansas	W	52 37
Jan. 15	at South Carolina	W	67 60
Jan. 18	vs. Alabama (NR, 9)	W	77 68
Jan. 22	at Kentucky (24, 8)	L	51 67
Jan. 25	at Georgia (24, 19)	L	79 85
Feb. 1	vs. Tennessee	L	57 60
Feb. 5	vs. Ole Miss	W	77 71
Feb. 8	vs. LSU	W	56 54
Feb. 15	at Alabama	L	68 84
Feb. 19	vs. Mississippi State (NR, 19)	L	46 63
Feb. 22	at Ole Miss	W	80 75
Feb. 26	at LSU	L	63 94
Mar. 1	vs. Florida (NR, 4)	L	70 73
Mar. 5	vs. Arkansas	W	69 54
Mar. 8	at Mississippi State (NR, 21)	L	45 67
Mar. 14	vs. Tennessee %	W	66 53
Mar. 15	vs. Kentucky % (NR, 2)	L	58 78
Mar. 21	vs. Saint Joseph's @ (OT)	W	65 63
Mar. 23	vs. Wake Forest @ (NR, 8)	W	68 62
Mar. 28	vs. Syracuse ! (NR, 12)	L	78 79

# (Nashville, Tenn.)  
 ^ San Juan Shootout (Caguas, P.R.)  
 % SEC Tournament (New Orleans, La.)  
 @ NCAA First/Second Rounds (Tampa, Fla.)  
 ! NCAA Sweet 16 (Albany, N.Y.)

**2003-04**  
**Record: 14-14, 5-11 SEC**

**COACH: Cliff Ellis**  
**CAPTAIN: Kyle Davis**  
**Home: 12-5 | Away: 1-8 | Neutral: 1-1**

		RESULT	
Nov. 17	vs. College of Charleston #	W	66 62
Nov. 21	vs. Western Kentucky	W	86 64
Nov. 23	vs. Maryland-Eastern Shore	W	85 61
Nov. 29	vs. Grambling State ^	W	105 56
Dec. 1	vs. Colorado State	W	84 54
Dec. 7	vs. Air Force	W	68 49
Dec. 10	vs. Montana	W	73 51
Dec. 20	at UNLV %	L	69 82
Dec. 22	vs. Georgia State	L	72 77
Dec. 30	vs. Southern Miss	W	78 60
Jan. 2	vs. New Orleans	W	70 55
Jan. 7	at Vanderbilt (NR, 20)	L	53 59
Jan. 10	vs. Ole Miss	W	80 53

Jan. 14	vs. South Carolina (OT)	L	51	53
Jan. 17	at Alabama	L	46	69
Jan. 21	vs. Arkansas	W	70	63
Jan. 24	at Florida (NR, 17)	L	52	68
Jan. 31	vs. Mississippi State (NR, 11)	L	68	73
Feb. 4	at Arkansas	L	52	74
Feb. 7	vs. Georgia	W	57	54
Feb. 14	at Ole Miss	L	68	72
Feb. 18	at LSU (NR, 24)	W	80	68
Feb. 21	vs. Kentucky (NR, 9)	L	59	68
Feb. 24	vs. Alabama	L	71	72
Feb. 28	at Tennessee	L	69	75
Mar. 2	at Mississippi State (NR, 5)	L	91	105
Mar. 6	vs. LSU	W	78	66
Mar. 11	Georgia @	L	59	73

# NABC Classic (Auburn, Ala.)  
 ^ (Huntsville, Ala.)  
 % Las Vegas Showdown (Las Vegas, Nev.)  
 @ SEC Tournament (Atlanta, Ga.)

**2004-05**  
**Record: 14-17, 4-12 SEC**

**COACH: Jeff Lebo**  
**CAPTAINS: Nathan Watson, Ian Young, Quinell Brown**  
**Home: 8-7 | Away: 3-7 | Neutral: 3-3**

		RESULT	
Nov. 19	at Temple	W	80 78
Nov. 22	vs. Furman	W	85 74
Nov. 24	vs. Nicholls State	W	92 78
Nov. 27	vs. Louisiana Tech	W	79 67
Nov. 30	vs. Colorado State (OT)	W	79 76
Dec. 3	vs. Virginia (NR, 24) #	L	87 89
Dec. 5	vs. Wofford	L	78 85
Dec. 7	at College of Charleston	W	76 61
Dec. 12	vs. UNLV (OT)	L	87 91
Dec. 20	vs. Delaware ^	W	74 46
Dec. 21	vs. Middle Tennessee State ^	W	79 74
Dec. 22	vs. Toledo ^	L	65 68
Dec. 30	vs. Belmont	W	73 69
Jan. 5	at Mississippi State (NR, 18)	L	53 90
Jan. 12	vs. Florida (OT)	L	78 84
Jan. 15	vs. Ole Miss	L	72 79
Jan. 22	at Arkansas	L	59 95
Jan. 26	vs. Alabama (NR, 14)	L	55 60
Jan. 29	vs. Tennessee	W	62 59
Feb. 2	at Ole Miss	L	55 70
Feb. 5	vs. Mississippi State	W	90 76
Feb. 9	at LSU	L	69 90
Feb. 12	at South Carolina	W	74 71
Feb. 16	vs. Vanderbilt	L	43 67
Feb. 19	at Georgia	L	45 57
Feb. 23	at Kentucky (NR, 5)	L	73 81
Feb. 26	vs. LSU	L	64 77
Mar. 2	at Alabama (NR, 19)	L	53 94
Mar. 5	vs. Arkansas	W	77 64
Mar. 10	vs. Vanderbilt %	W	77 73
Mar. 11	vs. LSU %	L	58 89

# (Richmond, Va.)  
 ^ San Juan Shootout (Carolina, P.R.)  
 % SEC Tournament (Atlanta, Ga.)

**2005-06**  
**Record: 12-16, 4-12 SEC**

**COACH: Jeff Lebo**  
**CAPTAINS: Ronny LeMelle, Frank Tolbert**  
**Home: 11-5 | Away: 1-10 | Neutral: 0-1**

		RESULT	
Nov. 20	vs. Lipscomb	W	69 54
Nov. 25	vs. Gardner-Webb	W	70 43
Nov. 28	at Colorado State	L	67 77
Dec. 1	vs. McNeese State	W	91 76
Dec. 4	at Pittsburgh	L	41 78
Dec. 14	vs. Southeastern Louisiana	W	66 51
Dec. 18	vs. Temple	W	73 42
Dec. 22	at Texas A&M	L	67 72
Dec. 29	vs. Winthrop	W	64 62
Dec. 31	vs. Jacksonville State	W	87 83
Jan. 4	vs. Southern Miss	W	80 57
Jan. 7	at Vanderbilt	L	50 74
Jan. 11	vs. Alabama	L	52 56
Jan. 14	at Florida (NR, 2)	L	57 69
Jan. 21	vs. Arkansas	L	52 68
Jan. 24	vs. Kentucky	L	62 71
Jan. 28	vs. Georgia	W	66 65
Feb. 1	at LSU (NR, 24)	L	69 84
Feb. 4	at Mississippi State	L	53 71
Feb. 8	vs. Ole Miss	W	58 50
Feb. 11	at Arkansas	L	64 84
Feb. 15	at Tennessee (NR, 8)	L	89 105
Feb. 18	vs. LSU (NR, 25)	L	61 65
Feb. 22	vs. Mississippi State	W	75 71
Feb. 25	at Ole Miss	W	58 54
Mar. 1	at Alabama	L	61 71
Mar. 4	vs. South Carolina	L	63 67
Mar. 9	vs. Vanderbilt #	L	71 76

# SEC Tournament (Nashville, Tenn.)

**2006-07**  
**Record: 17-15, 7-9 SEC**

**COACH: Jeff Lebo**  
**CAPTAINS: Quantez Robertson, Korvotney Barber, Rasheem Barrett**  
**Home: 15-5 | Away: 2-7 | Neutral: 0-2**

		RESULT	
Nov. 10	vs. Troy	W	71 68
Nov. 17	vs. Winston-Salem State	W	95 62
Nov. 19	vs. East Tennessee State #	W	64 58
Nov. 21	vs. Miles College #	W	79 58
Nov. 24	vs. Oklahoma State ^	L	65 66
Nov. 25	vs. Wisconsin (NR, 7) ^	L	63 77
Nov. 28	vs. Nicholls State (OT)	W	92 87
Nov. 30	vs. Louisiana-Monroe	W	81 60
Dec. 3	vs. Pittsburgh (NR, 2)	L	66 74
Dec. 6	vs. South Alabama	W	82 71
Dec. 16	vs. Wofford	W	86 76
Dec. 19	vs. Tennessee State	W	86 59
Dec. 22	vs. Texas A&M (NR, 13)	L	58 87
Dec. 30	vs. Charleston Southern	W	69 53
Jan. 2	at Southern Miss	L	54 56
Jan. 6	vs. Vanderbilt	W	68 65
Jan. 8	at Kentucky	L	57 84
Jan. 13	at LSU (NR, 13)	L	63 65
Jan. 17	vs. Tennessee (NR, 22)	W	83 80
Jan. 20	at Mississippi State	L	76 87
Jan. 23	vs. Alabama (NR, 12)	W	81 57
Jan. 27	vs. Florida (NR, 1)	L	66 91
Jan. 31	at South Carolina	W	80 75
Feb. 3	vs. Ole Miss	L	59 82
Feb. 7	at Arkansas	L	57 65
Feb. 10	vs. Mississippi State	L	83 91
Feb. 17	at Georgia	L	79 86
Feb. 21	vs. Arkansas	W	67 59
Feb. 24	at Alabama (NR, 25)	W	86 77
Feb. 28	vs. LSU	W	80 68
Mar. 3	at Ole Miss	L	79 83
Mar. 8	vs. Georgia %	L	65 80

# South Padre Invitational (Auburn, Ala.)  
 ^ South Padre Invitational (South Padre Island, Texas)  
 % SEC Tournament (Atlanta, Ga.)

**2007-08**  
**Record: 14-16, 4-12 SEC**

**COACH: Jeff Lebo**

**CAPTAINS: Quantez Robertson, Korvotney Barber**  
**Home: 8-7 | Away: 4-7 | Neutral: 2-2**

		RESULT
Nov. 9	at Tulane	L 62 77
Nov. 13	vs. Kennesaw State	W 74 62
Nov. 16	at Alabama State	W 63 60
Nov. 19	at Charleston Southern #	W 89 59
Dec. 2	vs. George Washington ^	W 74 70
Dec. 5	vs. West Virginia %	L 59 88
Dec. 15	vs. Southern @	W 71 63
Dec. 19	vs. Mercer	W 68 59
Dec. 22	vs. Alabama A&M	W 67 56
Dec. 29	vs. Towson	W 79 59
Jan. 2	vs. Texas A&M-Corpus Christi W	76 58
Jan. 6	vs. Xavier	L 57 80
Jan. 10	vs. Arkansas	L 70 76
Jan. 12	at Florida	L 56 72
Jan. 16	at LSU	W 74 67
Jan. 19	vs. Ole Miss (NR, 15)	W 80 77
Jan. 22	vs. Presbyterian	W 78 65
Jan. 26	at Alabama	L 77 97
Jan. 30	vs. LSU	L 80 81
Feb. 2	at Vanderbilt (NR, 18)	L 71 78
Feb. 6	vs. Kentucky	L 63 66
Feb. 9	vs. Mississippi State	L 64 83
Feb. 16	at Ole Miss	W 90 78
Feb. 20	at Tennessee (NR, 2)	L 70 89
Feb. 24	vs. Alabama	W 88 76
Feb. 27	at Mississippi State	W 78 89
Mar. 1	vs. South Carolina	L 63 69
Mar. 5	vs. Georgia	L 54 59
Mar. 8	at Arkansas	L 64 77
Mar. 13	vs. Vanderbilt ! (NR, 17)	L 82 93

# (North Charleston, S.C.)  
 ^ BB&T Classic (Washington, D.C.)  
 % Big East/SEC Invitational (BJCC/Birmingham, Ala.)  
 @ Coors Classic (Mobile, Ala.)  
 ! SEC Tournament (Atlanta, Ga.)

**2008-09**  
**Record: 24-12, 10-6 SEC**

**COACH: Jeff Lebo**

**CAPTAINS: Quantez Robertson, Korvotney Barber**  
**Home: 18-4 | Away: 5-5 | Neutral: 1-3**

		RESULT
Nov. 14	vs. Missouri State	W 75 60
Nov. 19	vs. Mercer #	L 74 78
Nov. 22	vs. George Washington	W 83 71
Nov. 25	vs. Bethune-Cookman #	W 61 46
Nov. 28	vs. Dayton ^ (OT)	L 59 60
Nov. 29	vs. Northern Iowa ^	L 61 67
Dec. 3	at Xavier	L 74 81
Dec. 6	vs. Louisiana-Monroe	W 78 55
Dec. 17	vs. Tuskegee	W 75 32
Dec. 20	at Virginia	W 58 56
Dec. 22	vs. Alabama State	W 77 72
Dec. 29	vs. Alabama A&M	W 82 40
Dec. 31	vs. Southeastern Louisiana	W 77 65
Jan. 3	vs. Tulane	W 78 53
Jan. 10	at South Carolina	L 56 68
Jan. 14	vs. Florida	L 65 68
Jan. 17	vs. Alabama	W 85 71
Jan. 21	at Kentucky	L 64 73
Jan. 24	at Arkansas	W 73 51
Jan. 27	vs. Texas-Pan American	W 66 63
Jan. 31	vs. Vanderbilt	L 75 82
Feb. 4	at Ole Miss	L 59 78
Feb. 7	vs. Tennessee	W 78 77

Feb. 11	vs. Arkansas	W 75 62
Feb. 14	vs. Mississippi State	W 91 76
Feb. 18	at Georgia	W 71 59
Feb. 21	at LSU (NR, 23)	L 72 79
Feb. 25	vs. Ole Miss	W 77 64
Feb. 28	at Mississippi State	W 76 58
Mar. 3	at Alabama	W 77 73
Mar. 7	vs. LSU (NR, 11)	W 69 53
Mar. 13	vs. Florida %	W 61 58
Mar. 14	vs. Tennessee %	L 85 94
Mar. 18	vs. UT Martin @	W 87 82
Mar. 20	vs. Tulsa !	W 74 55
Mar. 24	vs. Baylor \$	L 72 74

# Chicago Invitational (Auburn, Ala.)  
 ^ Chicago Invitational (Hoffman Estates, Ill.)  
 % SEC Tournament (Tampa, Fla.)  
 @ NIT First Round (Auburn, Ala.)  
 ! NIT Second Round (Auburn, Ala.)  
 \$ NIT Quarterfinals (Auburn, Ala.)

**2009-10**  
**Record: 15-17, 6-10 SEC**

**COACH: Jeff Lebo**

**CAPTAINS: Lucas Hargrove, Frankie Sullivan**  
**Home: 12-5 | Away: 2-9 | Neutral: 1-3**

		RESULT
Nov. 13	Niagara	W 69 65
Nov. 16	Missouri State	L 62 73
Nov. 20	Central Florida #	L 74 84
Nov. 21	IUPUI #	W 80 65
Nov. 22	North Carolina State #	L 58 60
Nov. 25	High Point	W 75 54
Dec. 1	Alabama A&M	W 87 52
Dec. 4	Troy	L 77 81
Dec. 7	Virginia	W 68 67
Dec. 17	Florida State	L 72 76
Dec. 20	Sam Houston State	L 89 107
Dec. 22	Alabama State	W 94 78
Dec. 29	Charleston Southern	W 77 62
Jan. 2	Georgia Southern	W 95 75
Jan. 5	West Georgia	W 96 72
Jan. 9	South Carolina	L 71 80
Jan. 14	Tennessee (NR, 9)	L 55 81
Jan. 16	Kentucky (NR, 2)	L 67 72
Jan. 20	LSU	W 84 80
Jan. 23	Vanderbilt	L 74 82
Jan. 28	Ole Miss (NR, 18)	L 74 84
Jan. 30	Alabama	W 58 57
Feb. 6	Arkansas (OT)	L 79 82
Feb. 10	Georgia	W 82 63
Feb. 13	Mississippi State (OT)	L 75 85
Feb. 18	Florida	L 70 78
Feb. 20	Arkansas	W 92 83
Feb. 24	Ole Miss	L 75 85
Feb. 27	LSU	W 74 59
Mar. 3	Mississippi State	W 89 80
Mar. 6	Alabama	L 61 73
Mar. 11	Florida ^	L 69 78

# Glenn Wilkes Classic (Daytona Beach, Fla.)  
 ^ SEC Tournament (Nashville, Tenn.)

**2010-11**  
**Record: 11-20, 4-12 SE**

**COACH: Tony Barbee**

**CAPTAINS: Josh Wallace, Earnest Ross**  
**Home: 9-11 | Away: 2-7 | Neutral: 0-2**

		RESULT
Nov. 12	vs. UNC Asheville (OT)	L 69 70
Nov. 19	vs. Samford	L 68 79
Nov. 20	vs. Campbell	L 54 61
Nov. 21	vs. Middle Tennessee	W 68 66
Nov. 27	vs. Jacksonville	L 55 69
Nov. 30	vs. Georgia Southwestern	W 78 50
Dec. 5	vs. Arkansas-Pine Bluff	W 76 72

Dec. 11	vs. Rutgers #	L 54 63
Dec. 15	at South Florida	L 49 61
Dec. 18	vs. Presbyterian	L 59 62
Dec. 21	vs. USC Upstate	W 68 54
Dec. 29	vs. Georgia Southern (OT)	W 88 84
Dec. 31	vs. Grambling State	W 63 45
Jan. 3	vs. Florida State	W 65 60
Jan. 8	vs. LSU	L 55 62
Jan. 11	at Kentucky (NR, 13)	L 54 78
Jan. 16	at Mississippi State	L 66 85
Jan. 20	vs. Florida	L 40 45
Jan. 22	vs. Alabama	L 58 68
Jan. 25	at Arkansas	L 64 73
Jan. 29	at South Carolina	W 79 64
Feb. 3	vs. Tennessee	L 56 69
Feb. 5	at Georgia (OT)	L 72 81
Feb. 12	vs. Mississippi State	W 65 62
Feb. 16	at Ole Miss	L 59 90
Feb. 19	vs. Vanderbilt (NR, 18)	L 60 77
Feb. 23	at Alabama	L 49 51
Feb. 26	vs. Arkansas	L 55 57
Mar. 2	vs. Ole Miss	W 76 73
Mar. 5	at LSU	W 60 51
Mar. 10	vs. Georgia ^	L 51 69

# SEC-Big East Invitational (Pittsburgh, Pa.)  
 ^ SEC Tournament (Atlanta, Ga.)

**2011-12**  
**Record: 15-16, 5-11 SEC**

**COACH: Tony Barbee**

**CAPTAINS: Kenny Gabriel, Frankie Sullivan**  
**Home: 14-3 | Away: 1-10 | Neutral: 0-3**

		RESULT
Nov. 11	vs. McNeese State	W 84 62
Nov. 14	vs. Kennesaw State	W 68 55
Nov. 25	vs. Nicholls State	W 78 57
Nov. 28	vs. Arkansas-Pine Bluff	W 72 59
Dec. 2	vs. Seton Hall #	L 59 81
Dec. 14	vs. South Florida	W 52 40
Dec. 17	vs. North Florida	W 84 71
Dec. 19	vs. Florida A&M	W 76 69
Dec. 22	vs. Hawai'i ^	W 65 62
Dec. 23	vs. Long Beach State ^	L 43 64
Dec. 25	vs. UTEP ^	L 76 83
Dec. 30	vs. Georgia Southern	W 78 75
Jan. 2	vs. Bethune-Cookman	W 67 41
Jan. 4	at Florida State	L 56 85
Jan. 7	at Vanderbilt	L 35 65
Jan. 11	vs. Kentucky (NR, 2)	L 53 68
Jan. 14	vs. Ole Miss (2OT)	W 69 68
Jan. 17	at LSU (OT)	L 58 65
Jan. 21	vs. South Carolina	W 63 52
Jan. 25	at Arkansas	L 53 56
Jan. 28	at Tennessee	L 49 64
Feb. 1	vs. Georgia	W 59 51
Feb. 4	at Mississippi State (NR, 19)	L 88 91
Feb. 7	vs. Alabama	L 50 68
Feb. 11	at Ole Miss	L 54 61
Feb. 18	vs. Mississippi State (NR, 23)	W 65 55
Feb. 21	at Florida (NR, 11)	L 47 63
Feb. 25	vs. Arkansas	L 71 77
Feb. 29	at Alabama	L 49 55
Mar. 3	vs. LSU	W 67 52
Mar. 8	vs. Ole Miss %	L 54 68

# Big East/SEC Challenge (Newark, N.J.)  
 ^ Hawaiian Airlines Diamond Head Classic (Honolulu, Hawai'i)  
 % SEC Tournament (New Orleans, La.)

**2012-13**  
**Record: 9-23, 3-15 SEC**

**COACH: Tony Barbee**  
**Home: 7-10 | Away: 2-9 | Neutral: 0-4**

RESULT		
Nov. 9	vs. IPFW	W 61 50
Nov. 15	vs. Murray State #	L 59 79
Nov. 16	at College of Charleston #	W 55 51
Nov. 18	vs. Dayton #	L 63 73
Nov. 21	at Boston College	L 49 50
Nov. 25	vs. Rhode Island (2OT)	L 72 78
Nov. 30	vs. DePaul ^	L 76 80
Dec. 11	vs. Grambling State	W 92 42
Dec. 15	vs. Furman	W 64 50
Dec. 18	vs. Tennessee Tech	W 81 62
Dec. 22	vs. Winthrop	L 67 74
Dec. 29	vs. Illinois % (NR, 12)	L 79 81
Jan. 2	vs. Florida State	W 78 72
Jan. 9	vs. LSU	W 68 63
Jan. 12	at South Carolina	W 74 71
Jan. 16	at Arkansas (2OT)	L 80 88
Jan. 19	vs. Kentucky	L 73 75
Jan. 23	at Vanderbilt	L 61 73
Jan. 26	vs. Ole Miss (NR, 23)	L 61 63
Jan. 30	at Georgia	L 49 57
Feb. 2	at Missouri (NR, 17)	L 77 91
Feb. 6	vs. Alabama	W 49 37
Feb. 9	at Kentucky	L 62 72
Feb. 13	vs. Arkansas	L 75 83
Feb. 16	vs. Florida (NR, 7)	L 52 83
Feb. 20	vs. Texas A&M	L 56 65
Feb. 23	at Ole Miss	L 55 88
Feb. 26	at Alabama	L 43 61
Mar. 2	vs. Vanderbilt	L 55 62
Mar. 6	vs. Tennessee	L 75 82
Mar. 9	at Mississippi State (OT)	L 71 74
Mar. 13	vs. Texas A&M @	L 62 71

# Charleston Classic (Charleston, S.C.)  
^ SEC/BIG EAST Challenge (Auburn, Ala.)  
% United Center (Chicago, Ill.)  
@ SEC Tournament (Nashville, Tenn.)

**2013-14**  
**Record: 14-16, 6-12 SEC**

**COACH: Tony Barbee**  
**CAPTAINS: Allen Payne, KT Harrell**  
**Home: 12-6 | Away: 2-8 | Neutral: 0-2**

RESULT		
Nov. 8	vs. Nicholls	W 76 54
Nov. 15	vs. Northwestern State	L 92 111
Nov. 19	vs. Jacksonville State	W 78 54
Nov. 23	vs. Murray State	W 75 67
Nov. 26	vs. Tennessee State	W 78 73
Dec. 2	at Iowa State (NR, 17) #	L 70 99
Dec. 8	vs. Illinois ^	L 62 81
Dec. 19	vs. Clemson	W 66 64
Dec. 22	vs. Boston College	W 77 67
Dec. 30	vs. Arkansas-Pine Bluff	W 91 59
Jan. 4	vs. Florida A&M	W 81 50
Jan. 9	at Ole Miss	L 62 65
Jan. 11	vs. Missouri (NR, 21)	L 68 70
Jan. 15	at Tennessee	L 67 78
Jan. 18	vs. Florida (NR, 7)	L 61 68
Jan. 22	at Mississippi State	L 74 82
Jan. 25	at Arkansas	L 67 86
Jan. 30	vs. Alabama	W 74 55
Feb. 1	vs. Georgia	W 74 67
Feb. 5	at South Carolina	W 79 74
Feb. 8	at LSU	L 80 87
Feb. 12	vs. Kentucky (NR, 13)	L 56 64
Feb. 15	vs. Mississippi State	W 92 82
Feb. 19	at Florida (NR, 2)	L 66 71
Feb. 22	vs. Vanderbilt	L 59 67
Feb. 26	vs. South Carolina	W 83 67
Mar. 1	at Alabama	L 57 73

Mar. 5	vs. Tennessee	L 54 82
Mar. 8	at Texas A&M	W 69 64
Mar. 12	vs. South Carolina %	L 56 74

# Big 12/SEC Challenge (Ames, Iowa)  
^ (Atlanta, Ga.)  
% SEC Tournament (Atlanta, Ga.)

**2014-15**  
**Record: 15-20, 4-14 SEC**

**COACH: Bruce Pearl**  
**CAPTAIN: KT Harrell**  
**Home: 9-8 | Away: 2-10 | Neutral: 4-2**

RESULT		
Nov. 14	vs. Milwaukee	W 83 73
Nov. 17	at Colorado #	L 59 90
Nov. 21	vs. Louisiana	W 105 80
Nov. 24	vs. Tulsa ^	L 35 53
Nov. 26	vs. Oregon State ^	W 71 69
Dec. 3	at Texas Tech %	L 44 46
Dec. 5	vs. Coastal Carolina	L 54 58
Dec. 14	at Clemson	L 61 72
Dec. 17	vs. Winthrop	W 80 62
Dec. 20	vs. Xavier (2OT)	W 89 88
Dec. 23	vs. Texas Southern	W 61 60
Dec. 29	vs. Middle Tennessee	W 64 48
Jan. 3	vs. North Alabama	W 82 61
Jan. 6	at Vanderbilt	L 52 64
Jan. 10	vs. Missouri	W 85 79
Jan. 15	at Florida	L 55 75
Jan. 17	vs. South Carolina	W 71 68
Jan. 21	vs. Mississippi State	L 71 78
Jan. 24	at Alabama	L 55 57
Jan. 27	vs. Texas A&M	L 61 71
Jan. 31	at Tennessee	L 63 71
Feb. 5	at LSU	W 81 77
Feb. 7	vs. Ole Miss	L 79 86
Feb. 10	vs. Arkansas (NR, 23)	L 87 101
Feb. 14	at Georgia	W 69 68
Feb. 17	vs. Alabama	L 68 79
Feb. 21	at Kentucky (NR, 1)	L 75 110
Feb. 24	vs. LSU	L 61 84
Feb. 28	at Texas A&M	L 55 80
Mar. 3	at Missouri	L 61 63
Mar. 7	vs. Georgia	L 61 64
Mar. 11	vs. Mississippi State @	W 74 68
Mar. 12	vs. Texas A&M @	W 66 59
Mar. 13	vs. LSU @ (OT)	W 73 70
Mar. 14	vs. Kentucky @ (NR, 1)	L 67 91

# ESPN College Hoops Tip-Off Marathon (Boulder, Colo.)  
^ MGM Grand Main Event (Las Vegas, Nev.)  
% SEC/Big 12 Challenge (Lubbock, Texas)  
@ SEC Tournament (Nashville, Tenn.)

**2015-16**  
**Record: 11-20, 5-13 SEC**

**COACH: Bruce Pearl**  
**Home: 8-7 | Away: 2-11 | Neutral: 1-2**

RESULT		
Nov. 13	vs. UAB	W 75 74
Nov. 17	vs. Colorado #	L 84 91
Nov. 20	vs. Georgia Southern	W 92 62
Nov. 27	vs. Northwestern State	W 119 81
Dec. 2	at Coastal Carolina	W 81 78
Dec. 12	at MTSU (OT) ^	L 81 88
Dec. 15	vs. Mercer	W 78 71
Dec. 19	at Xavier (NR,10)	L 61 85
Dec. 22	vs. New Mexico %	W 83 78
Dec. 23	vs. Harvard %	L 51 69
Dec. 25	at Hawai'i %	L 67 79
Jan. 2	vs. Tennessee	W 83 77
Jan. 5	vs. South Carolina (NR, 20)	L 69 81
Jan. 9	at Missouri	L 61 76
Jan. 12	at Vanderbilt	L 57 75

Jan. 16	vs. Kentucky (NR, 13)	W 75 70
Jan. 19	vs. Alabama	W 83 77
Jan. 23	at Florida	L 63 95
Jan. 27	at Ole Miss	L 63 80
Jan. 30	vs. Oklahoma State @	L 63 74
Feb. 2	vs. LSU	L 68 80
Feb. 6	at Georgia	L 55 65
Feb. 9	at Tennessee	L 45 71
Feb. 13	vs. Vanderbilt	L 57 86
Feb. 17	at Arkansas	W 90 86
Feb. 20	vs. Ole Miss	L 59 69
Feb. 24	vs. Georgia	W 84 81
Feb. 27	at Alabama	L 57 65
Mar. 1	vs. Texas A&M (NR, 18)	L 63 81
Mar. 5	at Mississippi State	L 66 79
Mar. 9	vs. Tennessee !	L 59 97

# ESPN College Hoops Tip-Off Marathon (Auburn, Ala.)  
^ MTSU home game (Nashville, Tenn.)  
% Diamond Head Classic (Honolulu, Hawai'i)  
@ Big 12/SEC Challenge (Auburn, Ala.)  
! SEC Tournament (Nashville, Tenn.)

**2016-17 ##**  
**Record: 6-14, 0-11 SEC**

**COACH: Bruce Pearl**  
**Home: 4-5 | Away: 1-6 | Neutral: 1-3**

RESULT		
Nov. 11	vs. North Florida	W 83 66
Nov. 14	vs. Georgia State #	W 83 65
Nov. 17	vs. Eastern Kentucky #	W 85 64
Nov. 22	vs. Texas Tech ^	W 67 65
Nov. 23	vs. Purdue (NR, 17) ^	L 71 96
Nov. 29	vs. USC Upstate	W 90 83
Dec. 3	at UAB	W 74 70
Dec. 12	vs. Boston College %	L 71 72
<b>Dec. 15</b>	<b>vs. Coastal Carolina</b>	<b>## 117 72</b>
<b>Dec. 18</b>	<b>vs. Mercer</b>	<b>## 76 74</b>
<b>Dec. 21</b>	<b>vs. Oklahoma @</b>	<b>## 74 70</b>
<b>Dec. 23</b>	<b>at UConn (OT)</b>	<b>## 70 67</b>
Dec. 29	vs. Georgia	L 84 96
Jan. 4	at Vanderbilt	L 61 80
Jan. 7	vs. Ole Miss	L 85 88
<b>Jan. 10</b>	<b>at Missouri</b>	<b>## 77 72</b>
Jan. 14	at Kentucky (NR, 6)	L 72 92
<b>Jan. 18</b>	<b>vs. LSU</b>	<b>## 78 74</b>
<b>Jan. 21</b>	<b>vs. Alabama</b>	<b>## 84 64</b>
Jan. 24	at South Carolina (NR, 23)	L 69 98
<b>Jan. 28</b>	<b>at TCU !</b>	<b>## 88 80</b>
Jan. 31	vs. Tennessee	L 77 87
<b>Feb. 4</b>	<b>at Alabama</b>	<b>## 82 77</b>
<b>Feb. 7</b>	<b>vs. Mississippi State</b>	<b>## 98 92</b>
Feb. 11	at Ole Miss	L 84 90
Feb. 14	vs. Florida (NR, 13)	L 95 114
Feb. 18	at Texas A&M	L 62 81
<b>Feb. 21</b>	<b>at LSU</b>	<b>## 98 75</b>
Feb. 25	vs. Arkansas	L 68 79
Mar. 1	at Georgia	L 78 79
<b>Mar. 4</b>	<b>vs. Missouri</b>	<b>## 89 78</b>
Mar. 8	vs. Missouri \$ (OT)	L 83 86

# Cancun Challenge (Auburn, Ala.)  
^ Cancun Challenge (Cancun, Mexico)  
% Under Armour Reunion (New York, N.Y.)  
@ Hall of Fame's Birthday of Basketball (Uncasville, Conn.)  
! SEC/Big 12 Challenge (Fort Worth, Texas)  
\$ SEC Tournament (Nashville, Tenn.)

**## Record from 2016-17 include results vacated by the NCAA Committee on Infractions. Those wins vacated are designated in bold italic**

**2017-18**  
**Record: 26-8, 13-5 SEC**

**COACH: Bruce Pearl**  
**Home: 15-1 | Away: 7-4 | Neutral: 4-3**  
**SEC CHAMPIONS**

		RESULT
Nov. 10	vs. Norfolk State	W 102 74
Nov. 16	vs. Indiana State #	W 83 64
Nov. 17	vs. Temple #	L 74 88
Nov. 19	vs. Hofstra #	W 89 78
Nov. 24	vs. Winthrop	W 119 85
Nov. 29	at Dayton	W 73 60
Dec. 3	vs. George Mason	W 79 63
Dec. 6	vs. Gardner-Webb	W 80 55
Dec. 9	vs. UAB	W 85 80
Dec. 16	vs. Middle Tennessee ^	W 76 70
Dec. 19	at Murray State	W 81 77
Dec. 23	vs. Connecticut	W 89 64
Dec. 30	vs. Cornell	W 98 77
Jan. 2	at Tennessee (NR, 23)	W 94 84
Jan. 6	vs. Arkansas (NR, 22)	W 88 77
Jan. 9	vs. Ole Miss (22, NR)	W 85 70
Jan. 13	at Mississippi State (22, NR)	W 76 68
Jan. 17	at Alabama (17, NR)	L 71 76
Jan. 20	vs. Georgia (17, NR)	W 79 65
Jan. 24	at Missouri (17, NR)	W 91 73
Jan. 27	vs. LSU (17, NR)	W 95 70
Jan. 30	at Ole Miss (11, NR)	W 79 70
Feb. 3	vs. Vanderbilt (11, NR)	W 93 81
Feb. 7	vs. Texas A&M (8, NR)	L 80 81
Feb. 10	at Georgia (8, NR)	W 78 61
Feb. 14	vs. Kentucky (10, NR)	W 76 66
Feb. 17	at South Carolina (10, NR)	L 75 84
Feb. 21	vs. Alabama (12, NR)	W 90 71
Feb. 24	at Florida (12, NR)	L 66 72
Feb. 27	at Arkansas (14, NR)	L 82 91
Mar. 3	vs. South Carolina (14, NR)	W 79 70
Mar. 9	vs. Alabama % (16, NR)	L 63 81
Mar. 16	vs. Charleston @ (19, NR)	W 62 58
Mar. 18	vs. Clemson @ (19, 20)	L 53 84

# Charleston Classic (Charleston, S.C.)  
^ Mike Slive Invitational (Birmingham, Ala.)  
% SEC Tournament (St. Louis, Mo.)  
@ NCAA First/Second Rounds (San Diego, Calif.)

**2018 FINAL RANKINGS**  
**ASSOCIATED PRESS & USA TODAY**

1. Virginia	1. Villanova
2. Villanova	2. Michigan
3. Xavier	3. Kansas
4. Kansas	4. Duke
5. Michigan State	5. Virginia
6. Cincinnati	6. Texas Tech
7. Michigan	7. Loyola (Ill.)
8. Gonzaga	8. Xavier
9. Duke	9. Purdue
10. North Carolina	10. Gonzaga
19. Auburn	23. Auburn

**2018-19**  
**Record: 30-10, 11-7 SEC**

**COACH: Bruce Pearl**  
**Home: 15-2 | Away: 5-6 | Neutral: 10-2**

**SEC TOURNAMENT CHAMPIONS**  
**NCAA FINAL FOUR**

		RESULT
Nov. 6	vs. South Alabama (11, NR)	W 101 58
Nov. 9	vs. Washington (11, 25)	W 88 66
Nov. 14	vs. Mississippi College (9, NR)	W 103 52
Nov. 19	vs. Xavier ! (9, NR) (OT)	W 88 79
Nov. 20	vs. Duke ! (8, 1)	L 72 78
Nov. 21	vs. Arizona ! (8, NR)	W 73 57
Nov. 28	vs. Saint Peter's (8, NR)	W 99 49
Dec. 4	vs. UNC Asheville (, NR)	W 67 41

Dec. 8	vs. Dayton (8, NR)	W 82 72
Dec. 15	at UAB ^ (8, NR) (OT)	W 75 71
Dec. 19	at NC State (7, NR)	L 71 78
Dec. 22	vs. Murray State (7, NR)	W 93 88
Dec. 29	vs. North Florida (12, NR)	W 95 49
Jan. 9	at Ole Miss (11, NR)	L 67 82
Jan. 12	vs. Georgia (11, NR)	W 93 78
Jan. 16	at Texas A&M (14, NR)	W 85 66
Jan. 19	vs. Kentucky (14, 12)	L 80 82
Jan. 22	at South Carolina (16, NR)	L 77 80
Jan. 26	at Mississippi State (16, 22)	L 84 92
Jan. 30	vs. Missouri	W 92 58
Feb. 2	vs. Alabama	W 84 63
Feb. 5	vs. Florida	W 76 62
Feb. 9	at LSU (NR, 21)	L 78 83
Feb. 13	vs. Ole Miss	L 55 60
Feb. 16	at Vanderbilt	W 64 53
Feb. 20	vs. Arkansas	W 79 56
Feb. 23	at Kentucky (NR, 4)	L 53 80
Feb. 27	at Georgia	W 78 75
Mar. 2	Mississippi State	W 80 75
Mar. 5	at Alabama	W 66 60
Mar. 9	vs. Tennessee (NR, 5)	W 84 80
Mar. 14	vs. Missouri % (22, NR)	W 81 71
Mar. 15	vs. South Carolina % (22, NR)	W 73 64
Mar. 16	vs. Florida % (22, NR)	W 65 62
Mar. 17	vs. Tennessee % (22, 8)	W 84 64
Mar. 21	vs. New Mexico State @ (14, NR)	W 78 77
Mar. 23	vs. Kansas @ (14, 17)	W 89 75
Mar. 29	vs. North Carolina # (14, 3)	W 97 80
Mar. 31	vs. Kentucky # (14, 7) (OT)	W 77 71
Apr. 6	vs. Virginia \$ (14, 2)	L 62 63

! Maui Invitational (Maui, Hawai'i)  
^ Mike Slive Invitational (Birmingham, Ala.)  
% SEC Tournament (Nashville, Tenn.)  
@ NCAA First/Second Rounds (Salt Lake City, Utah)  
# NCAA Sweet 16/Elite Eight (Kansas City, Mo.)  
\$ NCAA Final Four (Minneapolis, Minn.)

**2019 FINAL RANKINGS**  
**ASSOCIATED PRESS & USA TODAY**

1. Duke	1. Virginia
2. Virginia	2. Texas Tech
3. North Carolina	3. Michigan State
4. Gonzaga	4. Duke
5. Michigan State	5. Auburn
6. Tennessee	6. Gonzaga
7. Kentucky	7. Kentucky
8. Michigan	8. Purdue
9. Texas Tech	9. North Carolina
10. Florida State	10. Tennessee
14. Auburn	

**2019-20**  
**Record: 25-6, 12-6 SEC**

**COACH: Bruce Pearl**  
**Home: 16-1 | Away: 5-5 | Neutral: 4-0**

		RESULT
Nov. 5	vs. Georgia Southern (24, NR)	W 83 74
Nov. 8	vs. Davidson ! (24, NR)	W 76 66
Nov. 12	at South Alabama (22, NR)	W 70 69
Nov. 15	vs. CSUN (22, NR)	W 116 70
Nov. 18	vs. Colgate (18, NR)	W 91 62
Nov. 25	vs. New Mexico ^ (18, NR)	W 84 59
Nov. 26	vs. Richmond ^ (18, NR)	W 79 65
Dec. 5	vs. Furman (14, NR) (OT)	W 81 78
Dec. 14	vs. Saint Louis @ (12, NR)	W 67 61
Dec. 19	vs. NC State (12, NR)	W 79 73
Dec. 21	vs. Lehigh (12, NR)	W 74 51
Dec. 29	vs. Lipscomb (8, NR)	W 86 59
Jan. 4	at Mississippi State (8, NR)	W 80 68
Jan. 8	vs. Vanderbilt (5, NR)	W 83 79
Jan. 11	vs. Georgia (5, NR)	W 82 60
Jan. 15	at Alabama (4, NR)	L 64 83
Jan. 18	at Florida (4, NR)	L 47 69
Jan. 22	vs. South Carolina (16, NR)	W 80 67

Jan. 25	vs. Iowa State \$ (16, NR)	W 80 76
Jan. 28	at Ole Miss (17, NR) (2OT)	W 83 82
Feb. 1	vs. Kentucky (17, 13)	W 75 66
Feb. 4	at Arkansas (11, NR) (OT)	W 79 76
Feb. 8	vs. #18 LSU (11, 18) (OT)	W 91 90
Feb. 12	vs. Alabama (11, NR) (OT)	W 95 91
Feb. 15	at Missouri (11, NR)	L 73 85
Feb. 19	at Georgia (13, NR)	L 55 65
Feb. 22	vs. Tennessee (13, NR)	W 73 66
Feb. 25	vs. Ole Miss (15, NR)	W 67 58
Feb. 29	at #8 Kentucky (15, 8)	L 66 73
Mar. 4	vs. Texas A&M (17, NR)	L 75 78
Mar. 7	vs. Tennessee (17, NR)	W 85 63

! Veterans Classic (Annapolis, Md.)  
^ Legends Classic (Brooklyn, N.Y.)  
@ Mike Slive Invitational (Birmingham, Ala.)  
\$ Big 12/SEC Challenge (Auburn, Ala.)

\*\*\* Both the 2020 SEC and NCAA Tournaments were canceled due to COVID-19 pandemic \*\*\*

**2020 FINAL RANKINGS**  
**ASSOCIATED PRESS & USA TODAY**

1. Kansas	1. Kansas
2. Gonzaga	2. Gonzaga
3. Dayton	3. Dayton
4. Florida State	4. Baylor
5. Baylor	5. Florida State
6. San Diego State	6. San Diego State
7. Creighton	7. Kentucky
8. Kentucky	8. Duke
9. Michigan State	T-9. Villanova
10. Villanova	T-9. Creighton
20. Auburn	20. Auburn

**2020-21**  
**Record: 13-14, 7-11 SEC**

**COACH: Bruce Pearl**  
**Home: 8-5 | Away: 3-8 | Neutral: 2-1**

		RESULT
Nov. 26	vs. Saint Joseph's ! (OT)	W 96 91
Nov. 27	vs. Gonzaga ! (NR, 1)	L 67 90
Nov. 30	at UCF	L 55 63
Dec. 4	vs. South Alabama	W 90 81
Dec. 12	vs. Memphis %	W 74 71
Dec. 15	vs. Texas Southern	W 80 63
Dec. 19	vs. Troy	W 77 41
Dec. 22	vs. Appalachian St.	W 67 53
Dec. 30	vs. Arkansas	L 85 97
Jan. 2	at Texas A&M	L 66 68
Jan. 6	at Ole Miss	L 61 72
Jan. 9	vs. Alabama	L 90 94
Jan. 13	at Georgia	W 95 77
Jan. 16	vs. Kentucky	W 66 59
Jan. 20	at Arkansas	L 73 75
Jan. 23	at South Carolina	W 109 86
Jan. 26	vs. Missouri (NR, 12)	W 88 82
Jan. 30	at Baylor \$ (NR, 2)	L 72 84
Feb. 2	vs. Georgia	L 86 91
Feb. 6	vs. Ole Miss (OT)	L 85 86
Feb. 9	at Vanderbilt	W 73 67
Feb. 13	at Kentucky	L 80 82
Feb. 20	at LSU	L 80 104
Feb. 23	vs. Florida	L 57 74
Feb. 27	vs. Tennessee (NR, 25)	W 77 72
Mar. 2	at Alabama (NR, 8)	L 58 70
Mar. 6	vs. Mississippi State	W 78 71

! Fort Myers Tip-Off (Fort Myers, Fla.)  
% Holiday Hoopsgiving (Atlanta, Ga.)  
\$ Big 12/SEC Challenge (Waco, Texas)

**2021-22**  
Record: 28-6, 15-3 SEC

COACH: Bruce Pearl  
Home: 16-0 | Away: 8-3 | Neutral: 4-3  
SEC CHAMPIONS

		RESULT	
Nov. 9	vs. Morehead State (22, NR)	W	77 54
Nov. 12	vs. ULM (22, NR)	W	93 65
Nov. 19	at USF (21, NR)	W	58 52
Nov. 24	vs. UConn ! (19, 21) (2OT)	L	109 115
Nov. 25	vs. Loyola Chicago ! (19, NR)	W	62 53
Nov. 26	vs. Syracuse ! (19, NR)	W	89 68
Dec. 1	vs. UCF (20, NR)	W	85 68
Dec. 4	vs. Yale (20, NR)	W	86 64
Dec. 11	vs. Nebraska % (18, NR)	W	99 68
Dec. 14	vs. North Alabama (13, NR)	W	70 44
Dec. 18	at Saint Louis (13, NR)	W	74 70
Dec. 22	Murray State (12, NR)	W	71 58
Dec. 29	LSU (11, 16)	W	70 55
Jan. 4	at South Carolina (9, NR)	W	81 66
Jan. 8	Florida (9, NR)	W	85 73
Jan. 11	at Alabama (4, 24)	W	81 77
Jan. 15	at Ole Miss (4, NR)	W	80 71
Jan. 19	vs. Georgia (2, NR)	W	83 60
Jan. 22	vs. Kentucky (2, 12)	W	80 71
Jan. 25	at Missouri (1, NR)	W	55 54
Jan. 29	vs. Oklahoma \$ (1, NR)	W	86 68
Feb. 1	vs. Alabama (1, NR)	W	100 81
Feb. 5	at Georgia (1, NR)	W	74 72
Feb. 8	at Arkansas (1, NR) (OT)	L	76 80
Feb. 12	vs. Texas A&M (1, NR)	W	75 58
Feb. 16	vs. Vanderbilt (2, NR)	W	94 80
Feb. 19	at Florida (2, NR)	L	62 63
Feb. 23	vs. Ole Miss (3, NR)	W	77 64
Feb. 26	at Tennessee (3, 17)	L	62 67
Mar. 2	at Mississippi St. (5, NR) (OT)	W	81 68
Mar. 5	vs. South Carolina (5, NR)	W	82 71
Mar. 11	vs. Texas A&M ^ (4, NR)	L	62 67
Mar. 18	vs. Jacksonville St. @ (7, NR)	W	80 61
Mar. 20	vs. Miami (Fla.) @ (7, NR)	L	61 79

! Battle 4 Atlantis (Paradise Island, Bahamas)  
% Holiday Hoopsgiving (Atlanta, Ga.)  
\$ Big 12/SEC Challenge (Auburn, Ala.)  
^ SEC Tournament (Tampa, Fla.)  
@ NCAA First/Second Rounds (Greenville, S.C.)

**2022 FINAL RANKINGS**  
ASSOCIATED PRESS & USA TODAY

1. Gonzaga	1. Kansas
2. Arizona	2. North Carolina
3. Kansas	3. Duke
4. Baylor	4. Villanova
5. Tennessee	5. Gonzaga
6. Villanova	6. Arizona
7. Kentucky	7. Houston
<b>8. Auburn</b>	8. Arkansas
9. Duke	9. Baylor
10. Purdue	10. Purdue
	<b>14. Auburn</b>

Numbers in parenthesis correspond to Auburn's national ranking first and opponent's national ranking second, heading into the game beginning with the 1950-51 season.

**2022-23**  
Record: 21-13, 10-8 SEC

COACH: Bruce Pearl  
Home: 14-2 | Away: 4-8 | Neutral: 3-3

		RESULT	
Nov. 7	vs. George Mason (15, NR)	W	70 52
Nov. 11	vs. USF (15, NR)	W	67 59
Nov. 15	vs. Winthrop (13, NR)	W	89 65
Nov. 18	vs. Texas Southern (13, NR)	W	72 56
Nov. 22	vs. Bradley ! (13, NR)	W	85 64
Nov. 23	vs. Northwestern ! (13, NR)	W	43 42
Nov. 27	vs. Saint Louis (13, NR)	W	65 60
Dec. 2	vs. Colgate (15, NR)	W	93 66
Dec. 10	vs. Memphis % (11, NR)	L	73 82
Dec. 14	vs. Georgia State (18, NR)	W	72 64
Dec. 18	at USC (18, NR)	L	71 74
Dec. 21	at Washington (23, NR)	W	84 61
Dec. 28	vs. Florida (20, NR)	W	61 58
Jan. 4	at Georgia (20, NR)	L	64 76
Jan. 7	vs. Arkansas (20, 13)	W	72 59
Jan. 10	at Ole Miss (21, NR)	W	82 73
Jan. 14	vs. Mississippi State (21, NR)	W	69 63
Jan. 18	at LSU (16, NR)	W	67 49
Jan. 21	at South Carolina (16, NR)	W	81 66
Jan. 25	vs. Texas A&M (15, NR)	L	63 79
Jan. 28	at West Virginia \$ (15, NR)	L	77 80
Feb. 1	vs. Georgia (23, NR)	W	94 73
Feb. 4	at Tennessee (23, 2)	L	43 46
Feb. 7	at Texas A&M	L	78 83
Feb. 11	vs. Alabama (NR, 3)	L	69 77
Feb. 14	vs. Missouri	W	89 56
Feb. 18	at Vanderbilt	L	65 67
Feb. 22	vs. Ole Miss	W	78 74
Feb. 25	at Kentucky	L	54 86
Mar. 1	at Alabama (NR, 2) (OT)	L	85 90
Mar. 4	vs. Tennessee (NR, 12)	W	79 70
Mar. 9	vs. Arkansas ^	L	73 76
Mar. 16	vs. Iowa @	W	83 75
Mar. 18	vs. Houston @ (NR, 2)	L	64 81

! Cancun Challenge (Cancun, Mexico)  
% Holiday Hoopsgiving (Atlanta, Ga.)  
\$ Big 12/SEC Challenge (Morgantown, W.Va.)  
^ SEC Tournament (Nashville, Tenn.)  
@ NCAA First/Second Rounds (Birmingham, Ala.)



# ALL-TIME RECORD VS. OPPONENTS

# WAREAGLE

2023-24 AUBURN MEN'S BASKETBALL

	Won	Lost	First Game	Last Game
Air Force	1	1	1981	2003
Alabama	65	101	1924	2023
Alabama A&M	3	0	2007	2009
Alabama State	5	0	1990	2009
Alaska Anchorage	0	1	1990	1990
Albany YMCA	0	1	1925	1925
Appalachian State	2	0	1977	2020
Arizona	2	0	1986	2018
Arkansas	21	38	1968	2023
Arkansas-Little Rock	1	0	1996	1996
Arkansas-Pine Bluff	5	0	1996	2013
Arkansas State	0	1	1980	1980
Armstrong State	3	0	1981	1987
Athens College	2	0	1964	1972
Atlanta Athletic Club	1	13	1906	1924
Augusta Ath. Association	1	0	1909	1909
Augusta University	1	0	1987	1987
Austin Peay	4	0	1980	1987
Ball State	1	1	1993	1994
Baylor	2	5	1949	2021
Belmont	2	0	1999	2004
Bessemer Athletic Club	4	4	1908	1914
Bethune-Cookman	3	0	1998	2012
Birmingham Ath. Club*	11	17	1906	1929
Birmingham College	2	0	1918	1918
Birmingham High School	2	2	1910	1913
Birmingham-Southern	22	4	1926	1986
Birmingham YMCA	0	2	1910	1911
Boston College	2	2	1986	2016
Bradley	3	0	1988	2022
BYU	1	0	1998	1998
Buffalo	1	0	1970	1970
Butler	2	0	1975	1976
Cal State Fullerton	1	0	1983	1983
Cal State Northridge	1	0	2019	2019
Campbell	0	1	2010	2010
Camp Benning	6	4	1919	1936
Centenary	1	0	1992	1992
Centre College	0	1	1921	1921
Charleston Southern	3	0	2006	2009
Charlotte YMCA	0	1	1920	1920
Chico State	1	0	1982	1982
The Citadel	1	1	1967	1968
Clemson	15	13	1920	2015
Coastal Carolina	2	1	1995	2016
Colgate	2	0	2019	2022
College of Charleston	4	0	2003	2018
Colorado	0	3	1996	2015
Colorado State	2	2	1949	2005
Columbia	2	0	1966	1981
Columbus College	2	0	1984	1985
Columbus YMCA	3	12	1906	1924
Connecticut	1	2	1990	2021
Coppin State	1	0	1999	1999
Cornell	1	0	2017	2017
Creighton	1	1	1977	2000

	Won	Lost	First Game	Last Game
Cumberland	0	1	1913	1913
Dartmouth	1	0	1970	1970
Davidson	2	0	1952	2019
Dayton	2	4	1966	2018
Delaware	2	0	1985	2004
Denver	1	0	2002	2002
DePaul	0	1	2012	2012
Detroit	1	0	2000	2000
Duke	0	4	1964	2018
Duquesne	2	0	1990	1991
Eastern Illinois	1	0	1973	1973
Eastern Kentucky	4	1	1956	2016
Eckerd College	1	0	1981	1981
ETSU	1	0	2006	2006
Fairleigh Dickinson	1	0	1977	1977
FAU	1	0	1993	1993
Florida	91	82	1927	2022
Florida A&M	8	0	1994	2014
FIU	2	0	1983	2001
Florida Southern	2	0	1927	1929
Florida State	23	8	1959	2013
Fordham	1	0	1993	1993
Furman	5	1	1923	2019
Gardner-Webb	2	0	2005	2017
Georgetown (Ky.)	1	0	1928	1928
George Mason	2	0	2017	2022
George Washington	2	1	1980	2008
Georgia	100	97	1908	2023
Georgia Southern	8	0	1965	2019
Georgia Southwestern	1	0	2010	2010
Georgia State	7	1	1989	2022
Georgia Tech	53	61	1906	1988
Gonzaga	0	1	2020	2020
Grambling	5	0	1988	2012
Gunter Field	1	1	1945	1945
Harvard	0	1	2015	2015
Hawai'i	2	1	1998	2015
Hawai'i Hilo	1	0	1996	1996
High Point	2	0	2001	2009
Hofstra	1	0	2017	2017
Houston	1	7	1962	2023
Huntingdon	1	0	1961	1961
Illinois	0	3	1988	2013
Illinois Wesleyan	1	0	1948	1948
Indiana	0	1	1987	1987
Indiana State	1	0	2017	2017
IPFW	1	0	2012	2012
IUPUI	1	0	2009	2009
Iona	1	1	1978	1979
Iowa	1	0	2023	2023
Iowa State	2	2	1987	2020
Jackson State	1	0	1989	1989
Jacksonville	3	2	1966	2010
Jacksonville Navy	0	2	1945	1945
Jacksonville State	14	0	1955	2022
James Madison	2	1	1992	1995

	Won	Lost	First Game	Last Game
Kansas	2	0	1985	2019
Kansas State	0	1	1994	1994
Kennesaw State	2	0	2007	2011
Kentucky	23	97	1921	2023
Kentucky Wesleyan	1	0	1986	1986
LaGrange YMCA	0	1	1929	1929
Lamar	1	0	1974	1974
Lanett Athletic Club	1	0	1935	1935
Lanett Mill	2	0	1939	1939
La Salle	1	0	1995	1995
Lehigh	1	0	2019	2019
Liberty	1	0	1995	1995
Lincoln Memorial	1	0	1992	1992
Lipscomb	2	0	2005	2019
Long Beach State	1	1	1979	2011
Louisiana College	1	0	1992	1992
Louisiana	6	3	1962	2014
Louisiana-Monroe	4	0	1995	2021
LSU	70	87	1912	2023
Louisiana Tech	5	2	1967	2004
Louisville	1	1	1986	1995
Loyola Chicago	1	0	2021	2021
Loyola New Orleans	1	0	1964	1964
Lynn University	1	0	1994	1994
Marion	3	1	1913	1917
Marquette	0	2	1995	1998
Marshall	1	0	2001	2001
Maryland-Eastern Shore	1	0	2003	2003
Maxwell Field	4	4	1945	1952
McNeese	3	0	2001	2011
Memphis	2	1	1953	2022
Mercer	16	16	1906	2016
Miami (Fla.)	1	2	1967	2022
Michigan	0	1	1993	1993
Michigan State	0	1	1990	1990
Miles College	1	0	2006	2006
Miwaukee	1	0	2014	2014
Ole Miss	81	64	1928	2023
Mississippi College	2	1	1939	2018
Mississippi State	81	70	1915	2023
Missouri	7	6	2013	2023
Missouri State	1	1	2008	2009
Mobile YMCA	1	1	1915	1926
Montana	1	0	2003	2003
Montgomery YMCA	14	3	1906	1928
Morehead State	1	0	2021	2021
Mount St. Mary's	1	0	1989	1989
MTSU	4	0	2004	2017
Murray State	6	1	1996	2021
Nashville Athletic Club	1	0	1911	1911
Navy	5	1	1960	1998
Nebraska	1	0	2021	2021
Nehi Reds	1	0	1939	1939
Newberry	1	0	1922	1922
New Mexico	2	0	2015	2019
New Mexico State	1	0	2019	2019



# ALL-TIME RECORD VS. OPPONENTS

	Won	Lost	First Game	Last Game
New Orleans	1	0	2003	2003
Niagara	1	0	2009	2009
Nicholls	5	1	1993	2013
Norfolk State	2	0	1995	2017
North Alabama	5	0	1959	2021
North Carolina	1	4	1922	2019
NC State	4	6	1926	2019
North Florida	3	0	2011	2018
North Texas	1	0	2003	2003
Northern Iowa	0	1	2008	2008
Northwestern	1	0	2022	2022
Northwestern State	1	1	2013	2015
<b>Notre Dame</b>	<b>First Meeting</b>			
Oglethorpe	4	0	1937	1948
Ohio University	1	0	1991	1991
Ohio State	0	1	1999	1999
Oklahoma	2	1	1979	2022
Oklahoma City	0	2	1956	1968
Oklahoma State	2	2	1978	2016
Old Dominion	2	1	1971	1993
Oral Roberts	1	1	1978	1979
Oregon	1	0	2000	2000
Oregon State	1	0	2014	2014
Paratrooper Infantry 507	0	1	1943	1943
<b>Penn</b>	1	0	1999	1999
Pepperdine	1	1	1997	1999
Pittsburgh	0	2	2005	2006
Presbyterian	1	1	2008	2010
Providence	1	0	2000	2000
Puerto Rico-Mayaguez	2	0	1999	2002
Purdue	1	2	1985	2016
Radford	1	0	1985	1985
Rhode Island	0	1	2012	2012
Puerto Rico-Mayaguez	2	0	1999	2002
Purdue	1	2	1985	2016
Radford	1	0	1985	1985
Rhode Island	0	1	2012	2012
Rice	3	1	1956	1966
Richmond	3	1	1977	2019
Robert Morris	1	0	2000	2000
Rutgers	4	2	1968	2010
<b>St. Bonaventure</b>	0	1	1968	1968
St. John's	1	0	1986	1986
Saint Joseph's (Pa.)	3	0	1957	2020
Saint Louis	4	0	1970	2022
Saint Peter's	1	0	2018	2018
Samford	22	2	1926	2010
Sam Houston	0	1	2009	2009
San Diego	1	0	1987	1987
San Jose State	1	0	1988	1988
Selma YMCA	1	0	1913	1913
Seton Hall	0	1	2011	2011
Sewanee	26	1	1927	1941
Slippery Rock	1	0	1992	1992
South Alabama	8	4	1973	2020
South Carolina	30	19	1930	2023

	Won	Lost	First Game	Last Game
South Carolina State	1	0	2002	2002
USF	7	1	1975	2022
<b>Southeastern Louisiana</b>	4	0	1998	2008
Southern	1	0	2007	2007
<b>USC</b>	0	3	1973	2022
Southern College (Fla.)	2	0	1928	1929
Southern Illinois	1	0	1978	1978
SIU Edwardsville	1	0	1992	1992
SMU	0	4	1949	1976
Southern Miss	14	2	1964	2007
Spring Hill	7	1	1921	1963
Stanford	0	1	1999	1999
Stetson	3	1	1982	1986
Stony Brook	1	0	1999	1999
Syracuse	1	1	2003	2021
Talladega Ath. Club	0	1	1916	1916
Temple	2	3	1978	2017
<b>Tennessee</b>	45	80	1927	2023
<b>UT Chattanooga</b>	2	2	1927	1992
UT Martin	2	0	1988	2009
Tennessee State	2	0	2006	2013
Tennessee Tech	4	1	1981	2012
Texas	1	1	1911	1956
<b>Texas A&amp;M</b>	6	15	1962	2023
Texas A&M-Corpus Christi	1	0	2008	2008
TCU	2	1	1958	2017
UTPA	1	0	2009	2009
Texas Southern	5	0	1989	2022
Texas Tech	2	2	1963	2016
Texas Wesleyan	1	0	1980	1980
Toledo	0	2	2000	2004
Towson	2	0	1981	2007
Troy	11	1	1949	2020
Tulane	33	25	1906	2009
Tulsa	2	1	1976	2014
Tuskegee	1	0	2008	2008
UAB	11	10	1983	2018
UCF	5	2	1986	2021
<b>UNC Asheville</b>	3	1	1998	2018
UNC Wilmington	1	1	1992	1993
UNLV	1	4	1986	2004
USC Upstate	2	0	2010	2016
Utah	1	0	1983	1983
UTEP	0	3	1974	2011
<b>Vanderbilt</b>	56	90	1921	2023
VCU	4	1	1975	1989
Villanova	2	2	1984	1991
Virginia	4	4	1920	2019
VMI	0	2	1920	1926
<b>Virginia Tech</b>	6	2	1920	1999
Wake Forest	4	3	1908	2003
Washington	2	0	2018	2022
Washington (St. Louis)	0	1	1948	1948
Washington & Lee	1	1	1920	1955
<b>Weber State</b>	1	0	1997	1997
West Alabama	2	0	1949	1961

	Won	Lost	First Game	Last Game
West Florida	1	0	1994	1994
West Georgia	1	0	2010	2010
West Point Athletic Club	2	0	1920	1923
West Virginia	2	3	1985	2023
Western Carolina	4	0	1974	1996
Western Kentucky	1	3	1973	2003
Western Michigan	0	1	2002	2002
Wetumpka Athletic Club	3	0	1908	1914
White's Business College	1	0	1928	1928
William & Mary	0	1	1982	1982
Winston-Salem State	1	0	2006	2006
Winthrop	6	1	1996	2022
Wisconsin	0	1	2006	2006
Wofford	6	2	1923	2006
Wyoming	1	0	1959	1959
Xavier	5	5	1963	2018
Yale	1	0	2021	2021
Youngstown State	1	0	1984	1984

\* Record does not include one tie

# ALL-TIME RECORD VS. CONFERENCES

# WAREAGLE

2023-24 AUBURN MEN'S BASKETBALL

AMERICA EAST			
	AU	Won	Lost
Albany	0	0	0
Binghamton	0	0	0
Bryant	0	0	0
Maine	0	0	0
UMBC	0	0	0
UMass Lowell	0	0	0
New Hampshire	0	0	0
NJIT	0	0	0
Vermont	0	0	0
<b>TOTALS</b>	<b>0</b>	<b>0</b>	<b>0</b>
			<b>(.000)</b>

AMERICAN ATHLETIC			
	AU	Won	Lost
Charlotte	0	0	0
FAU	1	0	0
East Carolina	0	0	0
Memphis	2	1	1
North Texas	1	0	0
Rice	3	1	1
SMU	0	4	4
Temple	13	2	2
Tulane	33	25	5
Tulsa	2	1	1
UAB	11	10	1
USF	7	1	1
UTSA	0	0	0
Wichita State	0	0	0
<b>TOTALS</b>	<b>73</b>	<b>45</b>	<b>28</b>
			<b>(.619)</b>

ATLANTIC 10			
	AU	Won	Lost
Davidson	2	0	0
Dayton	2	4	4
Duquesne	2	0	0
Fordham	1	0	0
George Mason	2	0	0
George Washington	2	1	1
La Salle	1	0	0
Loyola Chicago	1	0	0
Rhode Island	0	1	1
Richmond	3	1	1
St. Bonaventure	0	1	1
Saint Joseph's (Pa.)	3	0	0
Saint Louis	4	0	0
UMass	0	0	0
VCU	4	1	1
<b>TOTALS</b>	<b>27</b>	<b>9</b>	<b>18</b>
			<b>(.750)</b>

ATLANTIC COAST			
	AU	Won	Lost
Boston College	2	2	2
Clemson	15	13	13
Duke	0	4	4
Florida State	23	8	8
Georgia Tech	53	61	61
Louisville	1	1	1
Miami (Fla.)	1	2	2
North Carolina	1	4	4
NC State	4	6	6
Notre Dame	0	0	0
Pittsburgh	0	2	2
Syracuse	1	1	1
Virginia	4	4	4
Virginia Tech	6	2	2
Wake Forest	4	3	3
<b>TOTALS</b>	<b>115</b>	<b>113</b>	<b>113</b>
			<b>(.504)</b>

ATLANTIC SUN			
	AU	Won	Lost
Austin Peay	4	0	0
Bellarmine	0	0	0
Central Arkansas	0	0	0
Eastern Kentucky	4	1	1
Florida Gulf Coast	0	0	0
Jacksonville	3	2	2
Kennesaw State	2	0	0
Lipscomb	2	0	0
North Alabama	5	0	0
North Florida	3	0	0
Queens University	0	0	0
Stetson	3	1	1
<b>TOTALS</b>	<b>41</b>	<b>4</b>	<b>4</b>
			<b>(.911)</b>

BIG 12			
	AU	Won	Lost
Baylor	2	5	5
BYU	1	0	0
Cincinnati	0	0	0
Houston	1	7	7
Iowa State	2	2	2
Kansas	2	0	0
Kansas State	0	1	1
Oklahoma	2	1	1
Oklahoma State	2	2	2
Texas	1	1	1
Texas Tech	2	2	2
TCU	2	1	1
UCF	5	2	2
West Virginia	2	3	3
<b>TOTALS</b>	<b>24</b>	<b>27</b>	<b>27</b>
			<b>(.471)</b>

BIG EAST			
	AU	Won	Lost
Butler	2	0	0
Connecticut	1	2	2
Creighton	1	1	1
DePaul	0	1	1
Georgetown	0	0	0
Marquette	0	2	2
Providence	1	0	0
St. John's	1	0	0
Seton Hall	0	1	1
Villanova	2	2	2
Xavier	5	5	5
<b>TOTALS</b>	<b>13</b>	<b>14</b>	<b>14</b>
			<b>(.481)</b>

BIG SKY			
	AU	Won	Lost
Eastern Washington	0	0	0
Idaho	0	0	0
Idaho State	0	0	0
Montana	1	0	0
Montana State	0	0	0
Northern Arizona	0	0	0
Northern Colorado	0	0	0
Portland State	0	0	0
Sacramento State	0	0	0
Weber State	1	0	0
<b>TOTALS</b>	<b>2</b>	<b>0</b>	<b>0</b>
			<b>(1.000)</b>

BIG SOUTH			
	AU	Won	Lost
Charleston Southern	3	0	0
Gardner-Webb	2	0	0
High Point	2	0	0
Longwood	0	0	0
Presbyterian	0	1	1
Radford	1	0	0
UNC Asheville	3	1	1
USC Upstate	2	0	0
Winthrop	6	1	1
<b>TOTALS</b>	<b>19</b>	<b>3</b>	<b>3</b>
			<b>(.864)</b>

BIG TEN			
	AU	Won	Lost
Illinois	0	3	3
Indiana	0	1	1
Iowa	1	0	0
Maryland	0	0	0
Michigan	0	1	1
Michigan State	0	1	1
Minnesota	0	0	0
Nebraska	1	0	0
Northwestern	1	0	0
Ohio State	0	1	1
Penn State	0	0	0
Purdue	1	2	2
Rutgers	4	2	2
Wisconsin	0	1	1
<b>TOTALS</b>	<b>8</b>	<b>12</b>	<b>12</b>
			<b>(.400)</b>

BIG WEST			
	AU	Won	Lost
Cal Poly	0	0	0
Cal State Bakersfield	0	0	0
Cal State Fullerton	1	0	0
Cal State Northridge	1	0	0
Hawai'i	2	1	1
Long Beach State	1	1	1
UC Davis	0	0	0
UC Irvine	0	0	0
UC Riverside	0	0	0
UC San Diego	0	0	0
UC Santa Barbara	0	0	0
<b>TOTALS</b>	<b>5</b>	<b>2</b>	<b>2</b>
			<b>(.714)</b>

# ALL-TIME RECORD VS. CONFERENCES

COASTAL			
	AU	Won	Lost
Campbell	0	1	
College of Charleston	4	0	
Delaware	2	0	
Drexel	0	0	
Elon	0	0	
Hampton	0	0	
Hofstra	1	0	
Monmouth	0	0	
North Carolina A&T	0	0	
Northeastern	0	0	
Stony Brook	1	0	
Towson	2	0	
UNC Wilmington	1	1	
William & Mary	0	1	
<b>TOTALS</b>	<b>11</b>	<b>3</b>	<b>(.786)</b>

CONFERENCE USA			
	AU	Won	Lost
Florida International	2	0	
Jacksonville State	14	0	
Liberty	1	0	
Louisiana Tech	5	2	
MTSU	4	1	
New Mexico State	1	0	
Sam Houston	0	1	
UTEP	0	3	
Western Kentucky	1	3	
<b>TOTALS</b>	<b>28</b>	<b>10</b>	<b>(.737)</b>

HORIZON			
	AU	Won	Lost
Cleveland State	0	0	
Detroit Mercy	1	0	
Green Bay	0	0	
IUPUI	1	0	
Milwaukee	1	0	
Northern Kentucky	0	0	
Oakland	0	0	
Purdue Fort Wayne	0	0	
Robert Morris	1	0	
Wright State	0	0	
Youngstown State	1	0	
<b>TOTALS</b>	<b>5</b>	<b>0</b>	<b>(1.000)</b>

IVY LEAGUE			
	AU	Won	Lost
Brown	0	0	
Columbia	2	0	
Cornell	1	0	
Dartmouth	1	0	
Harvard	0	1	
Penn	1	0	
Princeton	0	0	
Yale	1	0	
<b>TOTALS</b>	<b>6</b>	<b>1</b>	<b>(.857)</b>

METRO ATLANTIC			
	AU	Won	Lost
Canisius	0	0	
Fairfield	0	0	
Iona	1	1	
Manhattan	0	0	
Marist	0	0	
Mount St. Mary's	1	0	
Niagara	1	0	
Quinnipiac	0	0	
Rider	0	0	
Saint Peter's	1	0	
Siena	0	0	
<b>TOTALS</b>	<b>4</b>	<b>1</b>	<b>(.800)</b>

MID-AMERICAN			
	AU	Won	Lost
Akron	0	0	
Ball State	1	1	
Bowling Green	0	0	
Buffalo	1	0	
Central Michigan	0	0	
Eastern Michigan	0	0	
Kent State	0	0	
Miami (Ohio)	0	0	
Northern Illinois	0	0	
Ohio	1	0	
Toledo	0	2	
Western Michigan	0	1	
<b>TOTALS</b>	<b>3</b>	<b>4</b>	<b>(.429)</b>

MID-EASTERN ATHLETIC			
	AU	Won	Lost
Coppin State	1	0	
Delaware State	0	0	
Howard	0	0	
Maryland-Eastern Shore	1	0	
Morgan State	0	0	
Norfolk State	2	0	
North Carolina Central	0	0	
South Carolina State	1	0	
<b>TOTALS</b>	<b>5</b>	<b>0</b>	<b>(1.000)</b>

MISSOURI VALLEY			
	AU	Won	Lost
Belmont	2	0	
Bradley	3	0	
Drake	0	0	
Evansville	0	0	
Illinois State	0	0	
Indiana State	1	0	
Missouri State	1	1	
Murray State	6	1	
Northern Iowa	0	1	
Southern Illinois	1	0	
UIC	0	0	
Valparaiso	0	0	
<b>TOTALS</b>	<b>14</b>	<b>3</b>	<b>(.824)</b>

MOUNTAIN WEST			
	AU	Won	Lost
Air Force	1	1	
Boise State	0	0	
Colorado State	2	2	
Fresno State	0	0	
Nevada	0	0	
New Mexico	2	0	
San Diego State	0	0	
San Jose State	1	0	
UNLV	1	4	
Utah State	0	0	
Wyoming	1	0	
<b>TOTALS</b>	<b>8</b>	<b>7</b>	<b>(.533)</b>

NORTHEAST			
	AU	Won	Lost
Central Connecticut State	0	0	
Fairleigh Dickinson	1	0	
Le Moyne	0	0	
Long Island	0	0	
Merrimack	0	0	
Sacred Heart	0	0	
St. Francis (Pa.)	0	0	
Stonehill	0	0	
Wagner	0	0	
<b>TOTALS</b>	<b>1</b>	<b>0</b>	<b>(1.000)</b>

OHIO VALLEY			
	AU	Won	Lost
Arkansas-Little Rock	1	0	
Eastern Illinois	1	0	
Lindenwood	0	0	
Morehead State	1	0	
SIU-Edwardsville	1	0	
Southeast Missouri	0	0	
Southern Indiana	0	0	
Tennessee State	1	0	
Tennessee Tech	4	1	
UT Martin	2	0	
Western Illinois	0	0	
<b>TOTALS</b>	<b>11</b>	<b>1</b>	<b>(.917)</b>

PACIFIC-12			
	AU	Won	Lost
Arizona	2	0	
Arizona State	0	0	
Cal	0	0	
Colorado	0	3	
Oregon	1	0	
Oregon State	1	0	
Stanford	0	1	
UCLA	0	0	
USC	0	3	
Utah	1	0	
Washington	2	0	
Washington State	0	0	
<b>TOTALS</b>	<b>7</b>	<b>7</b>	<b>(.500)</b>

# WAREAGLE

2023-24 AUBURN MEN'S BASKETBALL

**PATRIOT LEAGUE**

	AU	Won	Lost
American	0	0	0
Army	0	0	0
Boston University	0	0	0
Bucknell	0	0	0
Colgate	2	0	0
Holy Cross	0	0	0
Lafayette	0	0	0
Lehigh	1	0	0
Loyola (Md.)	0	0	0
Navy	5	1	1
<b>TOTALS</b>	<b>8</b>	<b>1</b>	<b>(.889)</b>

**SOUTHEASTERN**

	AU	Won	Lost
Alabama	65	101	
Arkansas	21	38	
Florida	91	82	
Georgia	100	97	
Kentucky	23	97	
LSU	70	87	
Mississippi State	81	70	
Missouri	7	6	
Ole Miss	81	64	
South Carolina	30	19	
Tennessee	45	80	
Texas A&M	6	15	
Vanderbilt	56	90	
<b>TOTALS</b>	<b>676</b>	<b>846</b>	<b>(.444)</b>

**SOUTHERN**

	AU	Won	Lost
The Citadel	1	1	
Chattanooga	2	2	
ETSU	1	0	
Furman	5	1	
Mercer	16	16	
Samford	22	2	
UNCG	0	0	
VMI	0	2	
Western Carolina	4	0	
Wofford	6	2	
<b>TOTALS</b>	<b>57</b>	<b>26</b>	<b>(.687)</b>

**SOUTHLAND**

	AU	Won	Lost
Houston Christian	0	0	
Incarnate Word	0	0	
Lamar	1	0	
McNeese	3	0	
New Orleans	1	0	
Nicholls	5	1	
Northwestern State	1	1	
Southeastern Louisiana	4	0	
Texas A&M-Commerce	0	0	
Texas A&M-Corpus Christi	1	0	
<b>TOTALS</b>	<b>16</b>	<b>2</b>	<b>(.889)</b>

**SOUTHWESTERN ATHLETIC**

	AU	Won	Lost
Alabama A&M	3	0	
Alabama State	5	0	
Alcorn State	0	0	
Arkansas-Pine Bluff	5	0	
Bethune-Cookman	3	0	
Florida A&M	8	0	
Grambling	5	0	
Jackson State	1	0	
Mississippi Valley State	0	0	
Prairie View A&M	0	0	
Southern	1	0	
Texas Southern	5	0	
<b>TOTALS</b>	<b>36</b>	<b>0</b>	<b>(1.000)</b>

**SUMMIT LEAGUE**

	AU	Won	Lost
Denver	1	0	
Kansas City	0	0	
North Dakota	0	0	
North Dakota State	0	0	
Omaha	0	0	
Oral Roberts	1	1	
South Dakota	0	0	
South Dakota State	0	0	
St. Thomas	0	0	
<b>TOTALS</b>	<b>2</b>	<b>1</b>	<b>(.667)</b>

**SUN BELT**

	AU	Won	Lost
Appalachian State	2	0	
Arkansas State	0	1	
Coastal Carolina	2	1	
Georgia Southern	8	0	
Georgia State	7	1	
James Madison	2	1	
Louisiana	6	3	
ULM	4	0	
Marshall	1	0	
Old Dominion	2	1	
South Alabama	8	4	
Southern Miss	14	2	
Texas State	0	0	
Troy	11	1	
<b>TOTALS</b>	<b>67</b>	<b>15</b>	<b>(.817)</b>

**WEST COAST**

	AU	Won	Lost
Gonzaga	0	0	
Loyola Marymount	0	0	
Pacific	0	0	
Pepperdine	1	1	
Portland	0	0	
Saint Mary's	0	0	
San Diego	1	0	
San Francisco	0	0	
Santa Clara	0	0	
<b>TOTALS</b>	<b>2</b>	<b>1</b>	<b>(.667)</b>

**WESTERN ATHLETIC**

	AU	Won	Lost
Abilene Christian	0	0	
Cal Baptist	0	0	
Grand Canyon	0	0	
Seattle U	0	0	
Southern Utah	0	0	
Stephen F. Austin	0	0	
Tarleton	0	0	
UT Arlington	0	0	
UT Rio Grande Valley	0	0	
Utah Tech	0	0	
Utah Valley	0	0	
<b>TOTALS</b>	<b>0</b>	<b>0</b>	<b>(.000)</b>

**INDEPENDENTS**

	AU	Won	Lost
Chicago State	0	0	
<b>TOTALS</b>	<b>0</b>	<b>0</b>	<b>(.000)</b>

**NOTE:** All conferences based on current alignment and W-L records based on when schools moved to NCAA Division I and not previous classification status

# SERIES HISTORY

## AIR FORCE (1-1)

Dec. 29, 1980	TOL	L (OT)	46	48
Dec. 7, 2003	H	W	68	49

TOL—Toledo, Ohio

## ALABAMA (65-101)

Mar. 1, 1924	ATL%	L	19	40
Feb. 28, 1941	LOU*	L	16	38
Dec. 21, 1948	BHAM	L	45	46
Jan. 5, 1949	H	L	38	45
Jan. 27, 1949	A	L	37	39
Dec. 20, 1949	H	W	45	40
Jan. 28, 1950	A	W	66	58
Feb. 18, 1950	H	W	67	58
Dec. 19, 1950	A	L	46	70
Jan. 18, 1951	H	L	64	65
Feb. 10, 1951	A	L	44	63
Feb. 2, 1952	H	L	60	62
Feb. 23, 1952	A	L	50	63
Feb. 28, 1952	LOU*	L	49	63
Jan. 17, 1953	A	L	51	61
Feb. 28, 1953	H	W	78	73
Dec. 19, 1953	BHAM	L	62	70
Jan. 16, 1954	A	L	58	70
Mar. 5, 1954	H	L	55	57
Jan. 15, 1955	MONT	L	78	99
Mar. 5, 1955	MONT	L	80	84
Jan. 14, 1956	MONT	L	77	86
Mar. 2, 1956	MONT	L	82	93
Jan. 19, 1957	MONT	W (OT)	92	88
Mar. 1, 1957	MONT	L (2OT)	79	81
Jan. 18, 1958	MONT	L	65	83
Mar. 1, 1958	MONT	W	67	65
Dec. 20, 1958	BHAM	W	79	60
Jan. 17, 1959	MONT	W	57	55
Feb. 28, 1959	MONT	W	69	50
Dec. 19, 1959	BHAM	W	59	52
Jan. 16, 1960	MONT	W	69	66
Feb. 27, 1960	MONT	W (OT)	63	61
Dec. 17, 1960	BHAM	W	74	62
Jan. 28, 1961	MONT	L (OT)	66	71
Mar. 4, 1961	MONT	W	80	69
Jan. 20, 1962	MONT	W	60	50
Mar. 4, 1962	MONT	W	62	49
Jan. 19, 1963	MONT	W (OT)	81	78
Mar. 2, 1963	MONT	W (OT)	74	67
Jan. 18, 1964	MONT	L	72	86
Feb. 29, 1964	MONT	W	83	76
Jan. 16, 1965	MONT	W	93	68
Mar. 6, 1965	MONT	W	80	60
Jan. 22, 1966	MONT	W	90	71
Mar. 5, 1966	MONT	L	83	88
Feb. 11, 1967	MONT	W	66	63
Mar. 3, 1967	MONT	W (OT)	99	96
Feb. 10, 1968	A	L	63	64
Mar. 2, 1968	H	W	73	69
Jan. 15, 1969	H	W	78	63
Feb. 17, 1969	A	W	60	53
Jan. 12, 1970	A	W	86	77
Feb. 14, 1970	H	W	121	78
Jan. 11, 1971	H	W	83	72
Feb. 13, 1971	A	W	92	76
Jan. 22, 1972	A	L	66	89
Feb. 19, 1972	H	L	78	79
Jan. 20, 1973	H	L	64	76
Feb. 17, 1973	A	L	75	87
Feb. 2, 1974	H	L	64	73
Mar. 4, 1974	A	L	84	97
Feb. 1, 1975	A	L	53	77
Mar. 8, 1975	H	W	76	70
Jan. 10, 1976	H	L	62	63
Feb. 7, 1976	A	L	75	86

Jan. 3, 1977	H	L	71	74
Mar. 5, 1977	A	L	77	81
Jan. 28, 1978	H	L	74	81
Feb. 25, 1978	A	L	86	89
Jan. 20, 1979	H	L	76	83
Feb. 17, 1979	A	L	73	80
Jan. 23, 1980	H	L (OT)	46	50
Feb. 20, 1980	A	L	47	59
Jan. 28, 1981	A	L	73	83
Feb. 25, 1981	H	W	56	54
Jan. 27, 1982	H	L	65	67
Feb. 24, 1982	A	L	72	74
Jan. 5, 1983	H	W	91	80
Mar. 6, 1983	A	L	78	86
Mar. 10, 1983	BHAM*	L	61	62
Jan. 5, 1984	A	W	91	86
Mar. 3, 1984	H	W	83	70
Jan. 16, 1985	H	L	55	60
Feb. 16, 1985	A	L (2OT)	72	74
Mar. 9, 1985	BHAM*	W (OT)	53	49
Jan. 16, 1986	A	L	56	60
Feb. 15, 1986	H	W	71	69
Jan. 22, 1987	A	L	82	88
Feb. 21, 1987	H	L	75	77
Mar. 7, 1987	ATL*	L	68	87
Jan. 27, 1988	H	W	84	74
Feb. 27, 1988	A	L	77	82
Jan. 28, 1989	H	L	64	67
Mar. 2, 1989	A	L	58	74
Jan. 27, 1990	A	L	59	78
Feb. 28, 1990	H	L	65	80
Mar. 10, 1990	ORL*	L	71	87
Jan. 3, 1991	H	L	56	68
Feb. 2, 1991	A	L	80	88
Mar. 9, 1991	NASH*	L	59	77
Jan. 18, 1992	H	W	81	63
Mar. 7, 1992	A	L	80	82
Jan. 27, 1993	A	L	78	81
Mar. 3, 1993	H	W	78	70
Jan. 25, 1994	H	L	69	74
Mar. 5, 1994	A	L	68	83
Mar. 11, 1994	MEM*	L	55	83
Feb. 1, 1995	A	L	63	65
Feb. 18, 1995	H	L	73	86
Jan. 10, 1996	A	L	65	72
Feb. 14, 1996	H	L	72	75
Jan. 28, 1997	H	W	72	62
Feb. 22, 1997	A	L	50	55
Jan. 18, 1998	H	W	94	40
Feb. 4, 1998	A	L	62	76
Jan. 23, 1999	A	W	73	58
Feb. 13, 1999	H	W	102	61
Mar. 5, 1999	ATL*	W	93	61
Feb. 2, 2000	H	W	77	63
Feb. 22, 2000	A	L	64	68
Jan. 27, 2001	A	L	80	81
Feb. 21, 2001	H	W (OT)	72	69
Jan. 12, 2002	H	W	59	56
Feb. 27, 2002	A	L	68	73
Jan. 18, 2003	H	W	77	68
Feb. 15, 2003	A	L	68	84
Jan. 17, 2004	A	L	46	69
Feb. 24, 2004	H	L	71	72
Jan. 26, 2005	H	L	55	60
Mar. 2, 2005	A	L	53	94
Jan. 11, 2006	H	L	52	56
Mar. 1, 2006	A	L	61	71
Jan. 23, 2007	H	W	81	57
Feb. 24, 2007	A	W	86	77
Jan. 26, 2008	A	L	77	97
Feb. 24, 2008	H	W	88	76
Jan. 17, 2009	H	W	85	71
Mar. 3, 2009	A	W	77	73
Jan. 30, 2010	H	W	58	57
Mar. 6, 2010	A	L	61	73
Jan. 22, 2011	H	L	58	68

Feb. 23, 2011	A	L	49	51
Feb. 7, 2012	H	L	50	68
Feb. 29, 2012	A	L	49	55
Feb. 6, 2013	H	W	49	37
Feb. 26, 2013	A	L	43	61
Jan. 30, 2014	H	W	74	55
Mar. 1, 2014	A	L	57	73
Jan. 24, 2015	A	L	55	57
Feb. 17, 2015	H	L	68	79
Jan. 19, 2016	H	W	83	77
Feb. 27, 2016	A	L	57	65
<b>Jan. 21, 2017</b>	<b>H</b>	<b>W</b>	<b>84</b>	<b>64</b>
<b>Feb. 4, 2017</b>	<b>A</b>	<b>W</b>	<b>82</b>	<b>77</b>
Jan. 17, 2018	A	L	71	76
Feb. 21, 2018	H	W	90	71
Mar. 9, 2018	STL*	L	63	81
Feb. 2, 2019	H	W	84	63
Mar. 5, 2019	A	W	66	60
Jan. 15, 2020	A	L	64	83
Feb. 12, 2020	H	W (OT)	95	91
Jan. 9, 2021	H	L	90	94
Mar. 2, 2021	A	L	58	70
Jan. 11, 2022	A	W	81	77
Feb. 1, 2022	H	W	100	81
Feb. 11, 2023	H	L	69	77
Mar. 1, 2023	A	L (OT)	85	90

%Southern Conference Tournament; \*SEC Tournament; ATL—Atlanta, Ga.; BHAM—Birmingham, Ala.; LOU—Louisville, Ky.; MONT—Montgomery, Ala.; NASH—Nashville, Tenn.; ORL—Orlando, Fla.; MEM—Memphis, Tenn.; STL—St. Louis, Mo.

## SERIES NOTES

- All Games at Auburn:** Auburn leads 33-30
- All Games at Neville Arena:** Auburn leads 7-5 ##
- All Games at BEMC:** Auburn leads 22-21
- All Games at Alabama:** Alabama leads 52-10 ##
- All Games at Coleman Coliseum:** UA leads 45-9 ##
- Bruce Pearl vs. Alabama:** 12-12 ##
- Nate Oats vs. Auburn:** 5-3
- All Games at Neutral Sites:** Auburn leads 22-20
- All Games at Birmingham:** Auburn leads 4-3
- All Games at Montgomery:** Auburn leads 17-9
- SoCon Tournament Games:** Alabama leads 1-0
- SEC Tournament Games:** Alabama leads 8-2
- Current Series Streak:** 2 by Alabama
- Longest Auburn Streak:** 8 ('57-'58/'60-'61)
- Longest Alabama Streak:** 11 ('75-'76/'80-'81)

***Bold Italic - wins vacated by NCAA Committee on Infractions (Auburn during the 2016-17 season)***

## ALABAMA A&M (3-0)

Dec. 22, 2007	H	W	67	56
Dec. 29, 2008	H	W	82	40
Dec. 1, 2009	A	W	87	52

## ALABAMA STATE (5-0)

Dec. 11, 1989	H	W	98	79
Dec. 17, 1994	H	W	102	62
Nov. 16, 2007	A	W	63	60
Dec. 22, 2008	H	W	77	72
Dec. 22, 2009	H	W	94	78

## ALASKA ANCHORAGE (0-1)

Nov. 26, 1989	A	L	94	109
---------------	---	---	----	-----

### ALBANY YMCA (0-1)

Dec. 19, 1924 L 21 28

### APPALACHIAN STATE (2-0)

Nov. 29, 1976 H W 84 61  
Dec. 22, 2020 H W 67 53

### ARIZONA (2-0)

Mar. 14, 1986 LB<sup>+</sup> W 73 63  
Nov. 21, 2018 MAUI W 73 57

\*NCAA Tournament; LB—Long Beach, Calif.; MAUI—Maui, Hawai'i

### ARKANSAS (21-38)

Dec. 27, 1967	OKC	W	65	58
Jan. 4, 1992	A	L	92	110
Feb. 26, 1992	H	L	74	82
Jan. 23, 1993	A	W	100	89
Mar. 6, 1993	H	W	81	80
Jan. 15, 1994	H	L	105	117
Feb. 26, 1994	A	L	81	91
Jan. 14, 1995	H	W	104	90
Mar. 4, 1995	A	L	66	68
Jan. 6, 1996	H	W	101	76
Feb. 17, 1996	A	L	77	87
Jan. 8, 1997	H	L	55	56
Feb. 11, 1997	A	L	42	75
Jan. 21, 1998	H	L	65	79
Feb. 21, 1998	A	L	83	107
Jan. 6, 1999	H	W	83	66
Feb. 24, 1999	A	L	88	104
Feb. 5, 2000	H	W	73	55
Mar. 5, 2000	A	L	55	64
Mar. 12, 2000	ATL*	L	67	75
Jan. 17, 2001	A	L	72	82
Feb. 14, 2001	H	W	71	63
Jan. 5, 2002	H	L	77	83
Feb. 2, 2002	A	L	60	62
Jan. 11, 2003	A	W	52	37
Mar. 5, 2003	H	W	69	54
Jan. 21, 2004	H	W	70	63
Feb. 4, 2004	A	L	52	74
Jan. 22, 2005	A	L	59	95
Mar. 5, 2005	H	W	77	64
Jan. 21, 2006	H	L	52	68
Feb. 11, 2006	A	L	64	84
Feb. 7, 2007	A	L	57	65
Feb. 21, 2007	H	W	67	59
Jan. 10, 2008	H	L	70	76
Mar. 8, 2008	A	L	64	77
Jan. 24, 2009	A	W	73	51
Feb. 11, 2009	H	W	75	62
Feb. 6, 2010	A	L (OT)	79	82
Feb. 20, 2010	H	W	92	83
Jan. 25, 2011	A	L	64	73
Feb. 26, 2011	H	L	55	57
Jan. 25, 2012	A	L	53	56
Feb. 25, 2012	H	L	71	77
Jan. 16, 2013	A	L (2OT)	80	88
Feb. 13, 2013	H	L	75	83
Jan. 25, 2014	A	L	67	86
Feb. 10, 2015	H	L	87	101
Feb. 17, 2016	A	W	90	86
Feb. 25, 2017	H	L	68	79
Jan. 6, 2018	H	W	88	77
Feb. 27, 2018	A	L	82	91
Feb. 20, 2019	H	W	79	56
Feb. 4, 2020	A	W (OT)	79	76
Dec. 30, 2020	H	L	85	97
Jan. 20, 2021	A	L	73	75
Feb. 8, 2022	A	L (OT)	76	80
Jan. 7, 2023	H	W	72	59
Mar. 9, 2023	NASH*	L	73	76

\*SEC Tournament; OKC—Oklahoma City, Okla.; ATL—Atlanta, Ga.; NASH—Nashville, Tenn.

### SERIES NOTES

**All Games at Auburn:** Auburn leads 15-13  
**All Games at Neville Arena:** Arkansas leads 6-3  
**All Games at BEMC:** Auburn leads 12-7  
**All Games at Arkansas:** Arkansas leads 22-5  
**All Games at Bud Walton Arena:** UA leads 22-4  
**Bruce Pearl vs. Arkansas:** 10-10  
**Eric Musselman vs. Auburn:** 4-2  
**All Games at Neutral Sites:** Arkansas leads 2-1  
**SEC Tournament Games:** Arkansas leads 2-0  
**Current Series Streak:** 1 by Arkansas  
**Longest Auburn Streak:** 3 ('02-'03/'03-'04)  
**Longest Arkansas Streak:** 8 ('11-'15)

### ARKANSAS-LITTLE ROCK (1-0)

Dec. 5, 1996 H W 75 63

### ARKANSAS-PINE BLUFF (5-0)

Nov. 25, 1996 H W 89 56  
 Nov. 21, 1999 H W 100 44  
 Dec. 4, 2010 H W 76 72  
 Nov. 28, 2011 H W 72 59  
 Dec. 30, 2013 H W 91 59

### ARKANSAS STATE (0-1)

Dec. 7, 1979 COL L (OT) 62 69

COL—Columbia, Mo.

### ARMSTRONG STATE (3-0)

Dec. 6, 1980 H W 79 70  
 Dec. 3, 1984 H W 80 47  
 Dec. 1, 1986 H W 94 54

### ATHENS COLLEGE (2-0)

Dec. 27, 1963 H W 83 51  
 Dec. 4, 1971 H W 95 71

### ATLANTA ATHLETIC CLUB (1-13)

Feb. 16, 1906	A	W	28	17
1909-10	A	L	23	44
1911-12		L	22	60
Jan. 11, 1913	A	L	30	62
Jan. 10, 1914	A	L	20	70
Jan. 18, 1915	A	L	29	43
1914-15	A	L	18	76
1918-19	A	L	23	40
1918-19		L	26	36
1919-20	A	L	19	57
1919-20	H	L	24	44
Jan. 15, 1921	A	L	17	42
Jan. 14, 1922	A	L	12	42
Jan. 12, 1924		L	22	31

### AUGUSTA ATHLETIC ASSOCIATION (1-0)

Jan. 27, 1909 H W 37 9

### AUGUSTA UNIVERSITY (1-0)

Dec. 18, 1986 H W 89 66

### AUSTIN PEAY (4-0)

Dec. 18, 1979 BHAM W 65 61  
 Dec. 20, 1980 A W 52 51  
 Dec. 5, 1981 H W 67 56  
 Dec. 11, 1986 H W 1155 93

BHAM—Birmingham, Ala.

### BALL STATE (1-1)

Dec. 7, 1993 H W 92 87  
 Dec. 3, 1994 A L 74 82

### BAYLOR (2-5)

Dec. 27, 1948 OKC L 44 59  
 Dec. 20, 1957 A L 53 62  
 Dec. 6, 1958 H W 71 60  
 Dec. 9, 1995 A W 83 64  
 Dec. 14, 1996 H L 63 68  
 Mar. 24, 2009 H+ L 72 74  
 Jan. 30, 2021 A L 72 84

+National Invitational Tournament; OKC—Oklahoma City, Okla.

### BELMONT (2-0)

Dec. 1, 1999 H W 65 56  
 Dec. 30, 2004 H W 73 69

### BESSEMER ATHLETIC CLUB (4-4)

Feb. 16, 1908	A	W	34	13
Jan. 16, 1909	H	L	14	17
1909-10	H	W	26	18
1909-10	A	W	23	10
1910-11		W	28	24
1911-12		L	19	20
Feb. 5, 1913	A	L	9	31
Jan. 30, 1914	A	L	27	68

### BETHUNE-COOKMAN (3-0)

Dec. 29, 1998 H W 99 46  
 Nov. 25, 2008 H W 61 46  
 Jan. 2, 2012 H W 67 41

### BIRMINGHAM ATHLETIC CLUB (11-17-1)

Mar. 16, 1906	A	T	14	14
Feb. 16, 1907	A	L	23	29
1906-07		L	20	21
Feb. 8, 1908		W	26	14
Feb. 15, 1908		L	21	25
1909-10	A	L	31	33
1909-10	H	W	31	19
1909-10	A	W	26	19
1910-11		L	19	53
1911-12		L	26	35
1911-12		L	9	27
Feb. 6, 1913	A	L	12	35
Jan. 23, 1914	H	L	19	42
Jan. 20, 1918		L	19	27
Feb. 12, 1919		L	22	38
1919-20	H	W	27	21
1919-20	A	W	25	20
Feb. 12, 1921	A	L	34	39
Feb. 4, 1922	A	W	29	19
Feb. 18, 1922	H	W	34	21
1922-23		W	31	17
1922-23		L	19	42
Jan. 19, 1924		W	44	23
Feb. 16, 1924		L (OT)	32	36
Feb. 14, 1925		L	25	35
Jan. 23, 1926	A	L	27	44
Feb. 13, 1926	H	W	39	32
1928-29	H	W	37	34
1928-29	A	L	20	38

### BIRMINGHAM COLLEGE (2-0)

1917-18 W 27 24  
 1917-18 W 19 11

### BIRMINGHAM HIGH SCHOOL (2-2)

1909-10	H	W	29	16
1910-11		L	21	28
1911-12		W	31	8
Feb. 7, 1913	A	L	24	34

**BIRMINGHAM-SOUTHERN (22-4)**

1925-26	A	W	32	17
Jan. 8, 1932	A	W	41	23
Jan. 20, 1933	A	L	33	50
Jan. 26, 1934	H	L	22	39
Jan. 26, 1935	H	L	20	37
Feb. 2, 1935	A	L	40	46
Jan. 24, 1936	A	W	26	17
Feb. 28, 1936	N	W	41	22
Jan. 30, 1937	A	W	39	22
Jan. 19, 1938	A	W	49	39
Feb. 18, 1938	A			
Jan. 28, 1939	H	W	50	17
Feb. 11, 1939	H	W	52	35
Dec. 4, 1948	A	W	40	32
Dec. 1, 1949	H	W	79	49
Jan. 4, 1950	A	W	70	48
Nov. 30, 1950	A	W	57	56
Dec. 6, 1950	H	W	69	57
Nov. 29, 1951	A	W	65	59
Dec. 15, 1951	H	W	79	46
Dec. 13, 1952	A	W	87	61
Jan. 6, 1953	H	W	84	59
Dec. 1, 1953	H	W	81	50
Dec. 4, 1953	A	W	93	66
Dec. 4, 1954	H	W	90	77
Dec. 3, 1955	H	W	81	64
Nov. 26, 1985	H	W	61	51

**BIRMINGHAM YMCA (0-2)**

1909-10	A	L	12	23
1910-11		L	27	30

**BOSTON COLLEGE (2-2)**

Dec. 23, 1985	ORL	W	89	85
Nov. 21, 2012	A	L	49	50
Dec. 22, 2013	H	W	77	67
Dec. 12, 2016	NY	L	71	72

ORL—Orlando, Fla.; NY—New York, N.Y.

**BRADLEY (3-0)**

Mar. 17, 1988	ATL <sup>*</sup>	W	90	86
Dec. 16, 1999	MOB	W	78	64
Nov. 22, 2022	CAN	W	85	64

<sup>\*</sup>NCAA Tournament; ATL—Atlanta, Ga.; MOB—Mobile, Ala.; CAN—Cancun, Mexico

**BYU (1-0)**

Nov. 23, 1998	H	W	62	43
---------------	---	---	----	----

**BUFFALO (1-0)**

Dec. 27, 1969	BHAM	W	84	61
---------------	------	---	----	----

BHAM—Birmingham, Ala.

**BUTLER (2-0)**

Dec. 7, 1974	A	W	74	71
Dec. 1, 1975	H	W	80	69

**CAL STATE FULLERTON (1-0)**

Dec. 28, 1982	SLC	W	69	60
---------------	-----	---	----	----

SLC—Salt Lake City, Utah

**CAL STATE NORTHRIDGE (1-0)**

Nov. 15, 2019	H	W	116	70
---------------	---	---	-----	----

**CAMPBELL (0-1)**

Nov. 20, 2010	H	L	54	61
---------------	---	---	----	----

**CAMP BENNING (6-4)**

Jan. 25, 1919	H	W	68	9
Jan. 17, 1921	A	L	11	19
Feb. 14, 1922	H	L	17	30
1922-23		W	24	19
Jan. 16, 1924		W	42	18
Jan. 13, 1925	H	L	27	36
Feb. 12, 1925	A	W	38	36
1928-29	H	W	40	38
1928-29	A	L	37	43
1930-31		W	54	13

**CENTENARY (1-0)**

Dec. 21, 1992	H	W	86	61
---------------	---	---	----	----

**CENTRE COLLEGE (0-1)**

Jan. 31, 1921	A	L	24	42
---------------	---	---	----	----

**CHARLESTON SOUTHERN (3-0)**

Dec. 30, 2006	H	W	69	53
Nov. 19, 2007	A1	W	89	59
Dec. 29, 2009	H	W	77	62

A1—North Charleston (S.C.) Coliseum

**CHARLOTTE YMCA (0-1)**

1919-20	A	L	30	36
---------	---	---	----	----

**CHICO STATE (1-0)**

Dec. 21, 1981	H	W	104	61
---------------	---	---	-----	----

**THE CITADEL (1-1)**

Dec. 1, 1966	A	W	105	83
Dec. 1, 1967	H	L	70	73

**CLEMSON (15-13)**

1919-20	A	W	60	12
Mar. 3, 1921	ATL <sup>%</sup>	W	45	25
Jan. 21, 1922	H	W	32	19
1922-23		L	19	24
Feb. 3, 1927	H	W	45	26
Feb. 4, 1927	H	W	45	23
Jan. 18, 1928	H	W	56	26
Jan. 19, 1928	H	W	30	23
Feb. 27, 1928	ATL <sup>%</sup>	W	27	26
Feb. 1, 1929	A	L	20	46
Jan. 10, 1930	H	L	31	39
Jan. 10, 1931	H	W	44	20
Jan. 26, 1931	A	L	33	37
1935-36	H	L	23	33
1935-36	H	L	18	31
Feb. 15, 1937		W	41	33
Feb. 16, 1937		W	33	26
Dec. 17, 1956	CHAR	W	89	64
Dec. 27, 1964	GRE	L	65	77
Dec. 21, 1968	BHAM	W	92	72
Dec. 4, 1969	A	W	61	60
Dec. 30, 1971	GREEN	L	67	77
Nov. 30, 1973	A	L	72	87
Dec. 27, 1974	MIN	L	59	63
Mar. 18, 1993	A <sup>+</sup>	L	72	84
Dec. 19, 2013	H	W	66	64
Dec. 14, 2014	A	L	61	72
Mar. 18, 2018	SD <sup>^</sup>	L	53	84

<sup>%</sup>Southern Conference Tournament; <sup>+</sup>National Invitation Tournament; <sup>\*</sup>NCAA Tournament; ATL—Atlanta, Ga.; CHAR—Charlotte, N.C.; GREEN—Greenville, S.C.; BHAM—Birmingham, Ala.; MIN—Minneapolis, Minn.; SD—San Diego, Calif.

**COASTAL CAROLINA (2-1)**

Dec. 17, 1995	H	W	82	66
Dec. 5, 2014	H	L	54	58
Dec. 2, 2015	A	W	81	78
<i>Dec. 15, 2016</i>	<i>H</i>	<i>W</i>	<i>117</i>	<i>72</i>

*Bold Italic - wins vacated by NCAA Committee on Infractions (Auburn during the 2016-17 season)*

**COLGATE (2-0)**

Nov. 18, 2019	H	W	91	62
Dec. 2, 2022	H	W	93	66

**COLLEGE OF CHARLESTON (4-0)**

Nov. 17, 2003	H	W	66	62
Dec. 7, 2004	A	W	76	61
Nov. 16, 2012	A	W	55	51
Mar. 16, 2018	SD <sup>^</sup>	W	62	58

<sup>^</sup>NCAA Tournament; SD—San Diego, Calif.

**COLORADO (0-3)**

Nov. 29, 1996	HILO	L (OT)	72	78
Nov. 17, 2014	A	L	59	90
Nov. 17, 2015	H	L	84	91

HILO—Hilo, Hawai'i

**COLORADO STATE (2-2)**

Dec. 28, 1948	OKC	L	41	46
Dec. 1, 2003	H	W	84	54
Nov. 30, 2004	H	W (OT)	79	76
Nov. 28, 2005	A	L	67	77

OKC—Oklahoma City, Okla.

**COLUMBIA (2-0)**

Dec. 20, 1965	TAM	W (OT)	76	75
Dec. 30, 1980	TOL	W	63	55

TAM—Tampa, Fla.; TOL—Toledo, Ohio

**COLUMBUS COLLEGE (2-0)**

Nov. 28, 1983	H	W	58	54
Nov. 26, 1984	H	W	91	56

**COLUMBUS YMCA (3-12)**

Feb. 7, 1906	H	L	16	18
Feb. 14, 1907	H	W (OT)	29	27
Feb. 26, 1907	A	W	16	11
1907-08		L	32	37
Mar. 2, 1908	H	L	19	33
Jan. 8, 1909	H	L	14	41
1909-10	A	L	8	44
1909-10	H	L	16	42
1910-11		L	33	45
1911-12		L	12	19
1912-13	H	L	13	77
Jan. 9, 1914	A	L	3	74
Feb. 14, 1914	H	L	11	41
Feb. 27, 1915	A	L	29	51
Jan. 8, 1924		W	36	19

**CONNECTICUT (1-2)**

Nov. 25, 1989	ANCH	L	81	95
Dec. 23, 2016	HART	W (OT)	70	67
<i>Dec. 23, 2017</i>	<i>H</i>	<i>W</i>	<i>89</i>	<i>64</i>
Nov. 24, 2021	BAHA	L (OT)	109	115

ANCH—Anchorage, Alaska; HART—Hartford, Conn.; BAHA—Paradise Island, Bahamas

*Bold Italic - wins vacated by NCAA Committee on Infractions (Auburn during the 2016-17 season)*

**COPPIN STATE (1-0)**

Dec. 13, 1999 H W 63 35

**CORNELL (1-0)**

Dec. 30, 2017 H W 98 77

**CREIGHTON (1-1)**

Dec. 28, 1976 LOU L 76 81  
 Mar. 16, 2000 MINN\* W 72 69

\*NCAA Tournament; LOU—Louisville, Ky.; MINN—Minneapolis, Minn.

**CUMBERLAND (0-1)**

Jan. 23, 1913 H L 19 35

**DARTMOUTH (1-0)**

Dec. 20, 1969 NASH W 85 76

NASH—Nashville, Tenn.

**DAVIDSON (2-0)**

Dec. 28, 1951 CHAR W 66 59  
 Nov. 8, 2019 ANN W 76 66

CHAR—Charlotte, N.C.; ANN—Annapolis, Md.

**DAYTON (2-4)**

Dec. 29, 1965 NO L 71 85  
 Dec. 18, 1972 A L 63 106  
 Nov. 28, 2008 HE L (OT) 59 60  
 Nov. 18, 2012 CHAR L 63 73  
 Nov. 29, 2017 A W 73 60  
 Dec. 8, 2018 H W 82 72

NO—New-Orleans, La.; HE—Hoffman Estates, Ill.; CHAR—Charleston, S.C.

**DELAWARE (2-0)**

Dec. 22, 1984 CHAT W 95 63  
 Dec. 20, 2004 CARO W 74 46

CHAT—Chattanooga, Tenn.; CARO—Carolina, Puerto Rico

**DENVER (1-0)**

Dec. 21, 2002 CAG W 63 58

CAG—Caguas, Puerto Rico

**DEPAUL (0-1)**

Nov. 30, 2012 H L 76 80

**DETROIT (1-0)**

Dec. 9, 2000 BHAM W 75 72

BHAM—Birmingham, Ala.

**DUKE (0-4)**

Dec. 30, 1963 NO L 67 84  
 Dec. 26, 1975 A L 74 85  
 Dec. 30, 1981 A L 71 72  
 Nov. 20, 2018 MAUI L 72 78

NO—New Orleans, La.; MAUI—Maui, Hawai'i

**DUQUESNE (2-0)**

Dec. 9, 1989 BHAM W 79 74  
 Dec. 13, 1990 A W 75 71

BHAM—Birmingham, Ala.

**EASTERN ILLINOIS (1-0)**

Dec. 7, 1972 H W 82 75

**EASTERN KENTUCKY (4-1)**

Dec. 17, 1955 MONT L 71 93  
 Dec. 19, 1983 H W 100 60  
 Dec. 15, 1986 A W 97 82  
 Dec. 28, 1991 CHAT W 104 92  
 Nov. 17, 2016 H W 85 64

MONT—Montgomery, Ala.; CHAT—Chattanooga, Tenn.

**ECKERD COLLEGE (1-0)**

Dec. 13, 1980 H W 106 66

**ETSU (1-0)**

Nov. 17, 2006 H W 64 58

**FAIRLEIGH DICKINSON (1-0)**

Dec. 4, 1976 H W 86 59

**FAU (1-0)**

Feb. 5, 1994 H W 91 78

**FLORIDA (91-82)**

Jan. 15, 1927 H W 51 34  
 Feb. 5, 1927 A W 40 28  
 Jan. 13, 1928 A W 39 23  
 Jan. 14, 1928 A W 43 33  
 Feb. 21, 1928 H W 50 28  
 Feb. 22, 1928 H W 38 29  
 Jan. 25, 1929 A L 34 44  
 Jan. 26, 1929 A W 39 32  
 Feb. 18, 1929 H L 29 46  
 Feb. 19, 1929 H W 51 26  
 Jan. 22, 1932 A W 43 26  
 Jan. 23, 1932 A W 28 21  
 Feb. 17, 1933 H W 32 30  
 Feb. 18, 1933 H W 16 11  
 Feb. 17, 1934 A L 21 39  
 Feb. 18, 1934 A W 23 21  
 Feb. 8, 1935 H L 25 35  
 Feb. 9, 1935 H W 39 34  
 Feb. 21, 1936 A W 32 16  
 Feb. 22, 1936 A L 13 20  
 Feb. 12, 1937 H W 35 34  
 Feb. 13, 1937 H W 51 40  
 Feb. 25, 1938 A L 34 43  
 Feb. 26, 1938 A L 35 51  
 Feb. 24, 1939 H W 40 38  
 Feb. 25, 1939 H L 25 31  
 Feb. 23, 1940 H L 37 42  
 Feb. 20, 1942 H W 47 23  
 Feb. 21, 1942 H W 38 36  
 Feb. 12, 1945 A L 33 58  
 Feb. 13, 1945 A W 42 40  
 Feb. 19, 1945 H W 43 41  
 Feb. 20, 1945 H L 48 62  
 Jan. 29, 1946 H W 49 36  
 Jan. 30, 1946 H W 51 40  
 Feb. 8, 1946 A W 60 53  
 Feb. 9, 1946 A L 34 53  
 Jan. 17, 1947 A L 32 48  
 Jan. 18, 1947 A L 28 39  
 Feb. 7, 1947 H L 42 48  
 Feb. 8, 1947 H W 36 30  
 Dec. 12, 1947 A W 43 41

Dec. 13, 1947 A L 39 47  
 Feb. 5, 1948 H W 53 50  
 Feb. 6, 1948 H L 37 39  
 Jan. 8, 1949 A L 45 61  
 Feb. 17, 1949 H W 44 43  
 Jan. 14, 1950 H W 72 46  
 Feb. 20, 1950 A L 41 43  
 Feb. 17, 1951 A L 61 82  
 Feb. 23, 1951 H W (OT) 83 77  
 Jan. 3, 1952 A L 63 64  
 Feb. 8, 1952 H W 61 52  
 Feb. 4, 1953 H L 62 66  
 Feb. 21, 1953 A L 67 71  
 Jan. 29, 1954 A W 83 76  
 Feb. 13, 1954 H W 85 65  
 Jan. 29, 1955 H W 91 69  
 Feb. 12, 1955 A W 70 66  
 Jan. 2, 1956 H W 89 77  
 Feb. 11, 1956 H W 77 73  
 Jan. 28, 1957 H W 76 61  
 Feb. 9, 1957 A W 73 70  
 Jan. 11, 1958 A L 66 90  
 Feb. 10, 1958 H W 76 69  
 Jan. 10, 1959 A W 63 54  
 Feb. 9, 1959 H W 93 71  
 Jan. 9, 1960 A W 73 69  
 Feb. 8, 1960 H W 89 51  
 Jan. 13, 1961 A L 53 58  
 Feb. 13, 1961 H L 60 78  
 Jan. 13, 1962 A L 40 43  
 Feb. 12, 1962 H W 64 60  
 Jan. 12, 1963 A W 81 56  
 Feb. 11, 1963 H W 88 59  
 Jan. 11, 1964 A L 46 63  
 Feb. 10, 1964 H W 79 58  
 Jan. 9, 1965 H W 74 63  
 Feb. 7, 1965 A W 83 79  
 Jan. 24, 1966 H L 64 68  
 Feb. 9, 1966 A W 86 66  
 Jan. 30, 1967 H W 87 61  
 Feb. 18, 1967 A L 59 79  
 Jan. 29, 1968 A L 60 65  
 Feb. 17, 1968 H W 73 65  
 Jan. 4, 1969 A L 59 68  
 Feb. 8, 1969 H W (OT) 81 80  
 Jan. 3, 1970 H W 91 75  
 Feb. 7, 1970 A L 68 70  
 Jan. 2, 1971 A L 60 66  
 Feb. 6, 1971 H W 85 70  
 Jan. 8, 1972 H W 79 74  
 Feb. 12, 1972 A W 103 100  
 Jan. 6, 1973 A L 55 65  
 Feb. 10, 1973 H L (OT) 74 76  
 Jan. 14, 1974 H L 81 92  
 Feb. 16, 1974 A L 77 85  
 Jan. 13, 1975 A W 84 68  
 Feb. 15, 1975 H W 76 75  
 Jan. 31, 1976 A W 92 86  
 Feb. 28, 1976 H W 89 80  
 Jan. 22, 1977 H L 73 77  
 Feb. 19, 1977 A L 68 79  
 Jan. 14, 1978 A W 81 72  
 Feb. 11, 1978 H W 92 84  
 Jan. 6, 1979 H W 91 86  
 Feb. 3, 1979 A W (OT) 93 92  
 Jan. 5, 1980 H W 82 62  
 Feb. 2, 1980 A L 60 70  
 Jan. 10, 1981 A L 59 63  
 Feb. 7, 1981 H L 50 55  
 Mar. 4, 1981 BHAM\* L (OT) 48 50  
 Jan. 9, 1982 H W 80 60  
 Feb. 6, 1982 A L 66 69  
 Jan. 8, 1983 A L 75 92  
 Feb. 5, 1983 H W 62 54  
 Jan. 7, 1984 H W 82 66  
 Feb. 5, 1984 A W 67 65  
 Jan. 5, 1985 H W 80 74  
 Feb. 6, 1985 A W (OT) 81 78  
 Mar. 8, 1985 BHAM\* W 43 42  
 Jan. 4, 1986 A L 59 62  
 Feb. 6, 1986 H W 67 65  
 Jan. 31, 1987 H W 81 68  
 Feb. 9, 1987 A W 84 70  
 Jan. 6, 1988 H W 72 67  
 Feb. 6, 1988 A W 58 57



Jan. 14, 1989	H	L	75	79
Feb. 15, 1989	A	L	79	90
Jan. 13, 1990	A	L	62	84
Feb. 14, 1990	H	W	75	55
Jan. 5, 1991	A	L	82	84
Feb. 6, 1991	H	L (OT)	84	87
Feb. 19, 1992	A	L	81	92
Jan. 6, 1993	H	L	73	76
Feb. 2, 1994	A	L	67	68
Jan. 25, 1995	H	W	77	71
Feb. 10, 1996	A	W	73	70
Jan. 11, 1997	H	W	79	65
Feb. 11, 1998	A	L	64	81
Mar. 5, 1998	ATL*	L	64	68
Jan. 16, 1999	H	W	88	69
Feb. 27, 2000	A	L	59	88
Mar. 10, 2000	ATL*	W	78	70
Jan. 24, 2001	H	L	63	65
Feb. 20, 2002	A	L	61	89
Mar. 7, 2002	ATL*	L	63	81
Mar. 1, 2003	H	L	70	73
Jan. 24, 2004	A	L	52	68
Jan. 12, 2005	H	L (OT)	78	84
Jan. 14, 2006	A	L	57	69
Jan. 27, 2007	H	L	66	91
Jan. 12, 2008	A	L	56	72
Jan. 14, 2009	H	L	65	68
Mar. 13, 2009	TAM*	W	61	58
Feb. 18, 2010	A	L	70	78
Mar. 11, 2010	NASH*	L	69	78
Jan. 20, 2011	H	L	40	45
Feb. 21, 2012	A	L	47	63
Feb. 16, 2013	H	L	52	83
Jan. 18, 2014	H	L	61	68
Feb. 19, 2014	A	L	66	71
Jan. 15, 2015	A	L	55	75
Jan. 23, 2016	A	L	63	95
Feb. 14, 2017	H	L	95	114
Feb. 24, 2018	A	L	66	72
Feb. 5, 2019	H	W	76	62
Mar. 16, 2019	NASH*	W	65	62
Jan. 18, 2020	A	L	47	69
Feb. 23, 2021	H	L	57	74
Jan. 8, 2022	H	W	85	73
Feb. 19, 2022	A	L	62	63
Dec. 28, 2022	H	W	61	58

\*SEC Tournament; BHAM—Birmingham, Ala.; ATL—Atlanta, Ga.; TAM—Tampa, Fla.; NASH—Nashville, Tenn.

### SERIES NOTES

**All Games at Auburn:** Auburn leads 58-27  
**All Games at Neville Arena:** Tied 4-4  
**All Games at BEMC:** Auburn leads 20-12  
**All Games at Florida:** Florida leads 51-30  
**All Games at O'Connell Center:** Florida leads 23-5  
**Bruce Pearl vs. Florida:** 12-12  
**Todd Golden vs. Auburn:** 0-1  
**All Games at Neutral Sites:** Tied 4-4  
**SEC Tournament Games:** Tied 4-4  
**Current Series Streak:** 1 by Auburn  
**Longest Auburn Streak:** 8 ('53-'54/'56-'57)  
**Longest Florida Streak:** 11 ('10-'18)

### FLORIDA A&M (8-0)

Dec. 29, 1994	A	W	83	70
Dec. 30, 1995	A	W	84	54
Dec. 28, 1996	A	W	95	57
Dec. 6, 1997	H	W	79	69
Nov. 16, 1998	H	W	94	47
Nov. 17, 2000	H	W	87	52
Dec. 19, 2011	H	W	76	69
Jan. 4, 2014	H	W	81	50

### FIU (2-0)

Dec. 18, 1982	H	W	115	77
Nov. 30, 2001	H	W	67	55

### FLORIDA SOUTHERN (2-0)

1927-28	H	W	51	18
1928-29	H	W	33	29

### FLORIDA STATE (23-8)

Dec. 17, 1958	H	W	95	74
Dec. 29, 1958	A	W	69	62
Dec. 12, 1959	H	W	62	58
Dec. 28, 1959	A	W	76	63
Dec. 10, 1960	H	W	74	57
Jan. 17, 1961	COL	W	74	67
Dec. 9, 1961	H	L	52	56
Dec. 30, 1961	A	W	62	57
Dec. 8, 1962	H	W	65	47
Dec. 21, 1962	A	W (OT)	77	70
Dec. 7, 1963	A	L	67	69
Jan. 28, 1964	H	W	63	59
Dec. 5, 1964	H	W	92	68
Jan. 25, 1965	A	L	55	58
Dec. 21, 1965	TAM	W	59	58
Dec. 27, 1965	PENS	W	80	64
Dec. 27, 1966	MOB	W	67	59
Dec. 4, 1978	H	L	70	71
Feb. 4, 1980	A	L	69	73
Dec. 17, 1980	BHAM	W	78	74
Dec. 19, 1981	A	W	77	76
Dec. 1, 1982	H	W	78	68
Dec. 5, 1983	A	W	76	69
Dec. 3, 1989	A	L	78	82
Dec. 15, 1990	H	W	99	96
Dec. 6, 1998	A	W	80	68
Dec. 5, 1999	H	W	55	54
Dec. 17, 2009	A	L	72	76
Jan. 3, 2011	H	W	65	60
Jan. 4, 2012	A	L	56	85
Jan. 2, 2013	H	W	78	72

COL—Columbus, Ga.; TAM—Tampa, Fla.; PENS—Pensacola, Fla.; MOB—Mobile, Ala.; BHAM—Birmingham, Ala.; Ala.

### FORDHAM (1-0)

Dec. 30, 1993	TUCS	W	81	60
---------------	------	---	----	----

TUCS—Tucson, Ariz.

### FURMAN (5-1)

1922-23		L	22	43
Dec. 29, 1964	A	W	107	86
Dec. 29, 1971	A	W	103	78
Nov. 22, 2004	H	W	85	74
Dec. 15, 2012	H	W	64	50
Dec. 5, 2019	H	W (OT)	81	78

### GARDNER-WEBB (2-0)

Nov. 25, 2005	H	W	70	43
Dec. 6, 2017	H	W	80	55

### GEORGE MASON (2-0)

Dec. 3, 2017	H	W	79	63
Nov. 7, 2022	H	W	70	52

### GEORGETOWN (KY.) (1-0)

Feb. 9, 1928	H	W	41	25
--------------	---	---	----	----

### GEORGE WASHINGTON (2-1)

Dec. 8, 1979	COL	L	60	71
Dec. 2, 2007	DC	W	74	70
Nov. 22, 2008	H	W	83	71

COL—Columbia, Mo.; DC—Washington, D.C.

### GEORGIA (100-97)

1907-08	COL	W	34	20
1908-09	A	L	37	48
1909-10	A	L	35	40
1909-10	H	W	56	21
1910-11	A	L	24	26
1911-12	A	L	19	40
Jan. 10, 1913	A	L	12	92
Mar. 1, 1913	H	L	21	67
Jan. 16, 1914	A	L	16	80
Feb. 28, 1914	H	L	15	46
Feb. 7, 1916	A	L	14	81
Feb. 8, 1916	H	L	18	45
Jan. 19, 1917	A	L	18	90
Jan. 14, 1919	A	W	25	20
Jan. 29, 1919	H	W	35	22
1919-20	A	L	16	31
1919-20	H	W	31	29
Jan. 12, 1921	H	L	22	31
Feb. 5, 1921	A	L	23	29
Mar. 4, 1921	ATL%	L	24	32
1921-22	A	L	15	39
1921-22	H	L	17	31
1922-23	A	L	29	35
1922-23	H	W	45	16
Jan. 30, 1924	H	L	17	32
Feb. 5, 1924	A	L	18	33
Feb. 10, 1925	A	L	17	40
Feb. 17, 1925	H	L	21	37
Feb. 4, 1926	A	L	28	49
Feb. 3, 1928	H	W	28	25
Feb. 2, 1929	A	L	31	39
Mar. 1, 1929	ATL%	L	24	42
Jan. 29, 1930	H	L	35	43
Jan. 23, 1931	A	L	27	30
Feb. 28, 1931	N%	L	27	31
Feb. 15, 1932	H	W	26	24
Feb. 11, 1933	A	L	21	22
Feb. 10, 1934	H	W	30	21
Feb. 5, 1935	A	L	29	33
Feb. 15, 1936	H	W	33	26
Feb. 29, 1936	N*	W	43	26
1936-37	A	L	19	21
Feb. 12, 1938	H	W	34	27
Feb. 4, 1939	A	L	21	43
Feb. 10, 1939	H	W	34	29
Feb. 3, 1940	H	L	28	32
Feb. 9, 1940	H	L	47	48
Feb. 28, 1940	KNOX*	L	41	48
Feb. 8, 1941	H	W	43	39
Feb. 26, 1941	A	L	31	36
Feb. 6, 1942	A	W	32	28
Feb. 13, 1942	H	W	53	41
Feb. 5, 1943	H	W	47	32
Feb. 13, 1943	A	L	31	51
Jan. 18, 1945	A	L	50	59
Feb. 3, 1945	H	L	43	59
1945-46	A	L	37	38
Jan. 21, 1946	H	W	40	37
Jan. 25, 1947	H	L	40	44
1946-47	A	L	45	60
Jan. 16, 1948	H	W	52	41
Feb. 21, 1948	A	L	36	74
Jan. 14, 1949	A	L	52	55
1948-49	H	W	53	47
Feb. 9, 1950	H	W	67	54
Feb. 25, 1950	A	W	55	46
Jan. 13, 1951	H	W (OT)	69	68
Jan. 27, 1951	A	W	61	49
Dec. 8, 1951	A	W	62	48
Jan. 26, 1952	H	W	65	51
Dec. 19, 1952	BHAM	W	71	49
Jan. 9, 1953	A	W	64	59
Jan. 21, 1953	H	W	78	69
Dec. 18, 1953	BHAM	W	75	73
Jan. 23, 1954	A	W	81	66
Feb. 15, 1954	H	W	80	61
Jan. 22, 1955	A	L	83	88
Jan. 31, 1955	H	W	78	76
Jan. 21, 1956	A	W	60	59
Feb. 13, 1956	H	W	96	80
Jan. 12, 1957	A	L	72	75
Jan. 26, 1957	H	W	73	66
Jan. 25, 1958	COL	W	90	62

WAREAGLE

2023-24 AUBURN MEN'S BASKETBALL

Feb. 8, 1958	H	W	75	73
Jan. 24, 1959	A	W	81	61
Feb. 7, 1959	H	W	95	69
Jan. 23, 1960	A	L	59	68
Feb. 6, 1960	H	W	72	45
Jan. 21, 1961	COL	W	78	68
Feb. 11, 1961	H	W	73	69
Jan. 27, 1962	COL	W	83	47
Feb. 10, 1962	H	W	74	49
Jan. 26, 1963	A	W	78	62
Feb. 9, 1963	H	W (OT)	70	67
Jan. 25, 1964	A	W	85	77
Feb. 8, 1964	H	L	67	71
Jan. 23, 1965	H	W	95	65
Feb. 6, 1965	A	L	60	62
Feb. 16, 1966	A	L	74	83
Feb. 23, 1966	H	W	74	63
Jan. 28, 1967	H	W	73	64
Feb. 1, 1967	A	W	62	49
Jan. 27, 1968	A	L	74	76
Jan. 31, 1968	H	W	62	56
Jan. 6, 1969	A	L	69	74
Jan. 20, 1969	H	L	84	85
Jan. 5, 1970	H	L	64	68
Jan. 19, 1970	A	L	67	71
Jan. 4, 1971	A	W	79	58
Jan. 18, 1971	H	L	76	77
Jan. 10, 1972	H	W	99	93
Jan. 24, 1972	A	L	72	79
Jan. 8, 1973	A	L (OT)	72	84
Jan. 22, 1973	H	L	64	68
Jan. 28, 1974	A	L	82	85
Mar. 2, 1974	H	W	97	84
Jan. 27, 1975	H	W	65	64
Mar. 1, 1975	A	L (OT)	90	93
Jan. 17, 1976	A	W	94	70
Feb. 14, 1976	H	W	88	79
Jan. 10, 1977	A	W	95	71
Feb. 7, 1977	H	W	83	74
Jan. 2, 1978	A	W	76	69
Mar. 4, 1978	H	W	81	80
Jan. 11, 1979	A	W	84	77
Feb. 22, 1979	H	W	73	68
Mar. 1, 1979	BHAM*	W (4OT)	95	91
Jan. 19, 1980	H	W	58	53
Feb. 16, 1980	A	W (OT)	69	65
Feb. 27, 1980	BHAM*	W	79	71
Jan. 24, 1981	A	L	63	67
Feb. 21, 1981	H	L	65	76
Jan. 23, 1982	H	W	82	74
Feb. 20, 1982	A	L	56	57
Jan. 22, 1983	H	W	66	64
Feb. 19, 1983	A	L	60	67
Jan. 22, 1984	A	L	86	90
Feb. 18, 1984	H	W	81	63
Jan. 19, 1985	A	L	80	97
Feb. 21, 1985	H	L	84	86
Jan. 18, 1986	H	W	84	69
Feb. 19, 1986	A	W (OT)	87	86
Jan. 7, 1987	H	W (OT)	62	58
Feb. 7, 1987	A	L	71	75
Jan. 13, 1988	A	L	68	87
Feb. 13, 1988	H	W	64	57
Mar. 11, 1988	BR*	L	60	65
Feb. 2, 1989	H	L	62	75
Mar. 4, 1989	A	L	76	80
Jan. 31, 1990	A	L	75	88
Mar. 3, 1990	H	L	79	94
Jan. 23, 1991	A	W (2OT)	59	58
Feb. 23, 1991	H	L	77	86
Feb. 1, 1992	H	W	89	84
Feb. 6, 1993	A	L	69	96
Jan. 5, 1994	H	L (OT)	80	83
Jan. 21, 1995	A	L	77	83
Jan. 13, 1996	H	W	89	86
Jan. 25, 1997	A	L	48	53
Jan. 3, 1998	H	W	73	62
Jan. 30, 1999	A	W	85	74
Jan. 8, 2000	H	W	67	52
Jan. 10, 2001	A	L (OT)	80	85
Feb. 9, 2002	H	W	75	72
Jan. 25, 2003	A	L	79	85
Feb. 7, 2004	H	W	57	54
Mar. 11, 2004	ATL*	L	59	73
Feb. 19, 2005	A	L	45	57

Jan. 28, 2006	H	W	66	65
Feb. 17, 2007	A	L	79	86
Mar. 8, 2007	ATL*	L	65	80
Mar. 5, 2008	H	L	54	59
Feb. 18, 2009	A	W	71	59
Feb. 10, 2010	H	W	82	63
Feb. 5, 2011	A	L (OT)	72	81
Mar. 10, 2011	ATL*	L	51	69
Feb. 1, 2012	H	W	59	51
Jan. 30, 2013	A	L	49	57
Feb. 1, 2014	H	W	74	67
Feb. 14, 2015	A	W	69	68
Mar. 7, 2015	H	L	61	64
Feb. 6, 2016	A	L	55	65
Feb. 24, 2016	H	W	84	81
Dec. 29, 2016	H	L	84	96
Mar. 1, 2017	A	L	78	79
Jan. 20, 2018	H	W	79	65
Feb. 10, 2018	A	W	78	61
Jan. 12, 2019	H	W	93	78
Feb. 27, 2019	A	W	78	75
Jan. 11, 2020	H	W	82	60
Feb. 19, 2020	A	L	55	65
Jan. 13, 2021	A	W	95	77
Feb. 2, 2021	H	L	86	91
Jan. 19, 2022	H	W	83	60
Feb. 5, 2022	A	W	74	72
Jan. 4, 2023	A	L	64	76
Feb. 1, 2023	H	W	94	73

%Southern Conference Tournament; \*SEC  
Tournament; COL—Columbus, Ga.; ATL—Atlanta, Ga.;  
KNOX—Knoxville, Tenn.; BHAM—Birmingham, Ala.;  
BR—Baton Rouge, La.

### SERIES NOTES

**All Games at Auburn:** Auburn leads 64-25  
**All Games at Neville Arena:** Auburn leads 8-3  
**All Games at BEMC:** Auburn leads 22-11  
**All Games at Georgia:** Georgia leads 64-27  
**All Games at Stegeman Coliseum:** UGA leads 30-16  
**Bruce Pearl vs. Georgia:** 21-10  
**Mike White vs. Auburn:** 7-4  
**All Games at Neutral Sites:** Auburn leads 9-8  
**SEC Tournament Games:** Georgia leads 5-3  
**Current Series Streak:** 1 by Auburn  
**Longest Auburn Streak:** 13 ('48-'49/'53-'54)  
**Longest Georgia Streak:** 9 ('10-'11/'16-'17)

### GEORGIA SOUTHERN (8-0)

Dec. 21, 1964	H	W	80	64
Dec. 2, 1994	MUN	W	77	45
Dec. 19, 2000	H	W	93	79
Jan. 2, 2010	H	W	95	75
Dec. 29, 2010	H	W (OT)	88	84
Dec. 30, 2011	H	W	78	75
Nov. 20, 2015	H	W	92	62
Nov. 5, 2019	H	W	83	74

MUN—Muncie, Ind.

### GEORGIA SOUTHWESTERN (1-0)

Nov. 30, 2010	H	W	78	50
---------------	---	---	----	----

### GEORGIA STATE (7-1)

Nov. 29, 1988	H	W	74	70
Feb. 5, 1990	A	W	79	66
Nov. 26, 1990	H	W	83	65
Dec. 7, 1996	H	W	66	48
Nov. 26, 2002	H	W	100	71
Dec. 22, 2003	H	L	72	77
Nov. 14, 2016	H	W	83	65
Dec. 14, 2022	H	W	72	64

### GEORGIA TECH (53-61)

Feb. 17, 1906	A	W	26	6
Feb. 4, 1909	A	W	24	8
Feb. 12, 1913	A	W	36	27

Feb. 22, 1913	H	W	23	19
Feb. 20, 1914	A	L	12	50
Feb. 23, 1914	H	L	6	21
Jan. 22, 1920	A	W	29	24
Mar. 9, 1920	H	W	26	17
Jan. 22, 1921	A	W	30	28
Jan. 28, 1922	A	L	17	35
Feb. 11, 1922	H	W	29	26
Jan. 12, 1923	A	L	17	35
Feb. 23, 1923	H	W	29	26
Jan. 11, 1924	A	L	24	39
Feb. 9, 1924	H	L	18	33
Feb. 29, 1924	ATL*	W	35	29
Jan. 17, 1925	H	L	21	28
Feb. 7, 1925	A	W	15	14
Jan. 9, 1926	H	W	32	28
Feb. 19, 1926	A	L	18	28
Jan. 5, 1927	A	L (OT)	20	22
Feb. 12, 1927	H	W	42	24
Jan. 7, 1928	H	W	56	29
Feb. 28, 1928	A	W	30	29
Feb. 6, 1929	A	L	25	42
Feb. 16, 1929	H	L	41	46
Feb. 18, 1930	H	L	34	47
Feb. 19, 1930	A	L	29	40
Jan. 28, 1931	H	L	33	37
Feb. 24, 1931	A	L	22	47
Jan. 12, 1932	H	W	25	22
Feb. 13, 1932	A	L	28	36
Feb. 15, 1933	H	L	20	29
Feb. 20, 1933	A	L	18	29
Jan. 11, 1934	H	L	26	28
Feb. 14, 1934	A	L	20	24
Feb. 6, 1935	A	L	24	25
Feb. 13, 1935	H	L	19	34
Feb. 4, 1936	H	W	31	28
Feb. 19, 1936	A	L	22	46
Feb. 11, 1937	A	L	28	42
Feb. 27, 1937	H	L	33	35
Jan. 28, 1938	A	L		
Feb. 14, 1938	A	L	42	43
Feb. 28, 1938	A	L	32	54
Feb. 22, 1939	H	W	38	24
Feb. 27, 1939	A	W	49	33
Feb. 6, 1940	A	L	31	53
Feb. 21, 1940	H	W (OT)	39	38
Feb. 1, 1941	A	L	39	48
Feb. 5, 1941	H	W	51	45
Jan. 31, 1942	A	L	42	48
Feb. 3, 1942	H	W	43	38
Jan. 22, 1943	H	L	32	59
Jan. 30, 1943	A	L	21	53
Jan. 20, 1945	H	L	41	74
Feb. 17, 1945	A	L	39	53
Jan. 4, 1946	A	L	22	45
Jan. 16, 1946	H	L	26	53
Jan. 15, 1947	H	L	42	55
Jan. 29, 1947	A	L	49	65
Jan. 30, 1948	H	W	38	31
Feb. 25, 1948	A	L	43	50
Jan. 11, 1949	H	W	41	33
Feb. 23, 1949	A	L	57	66
Jan. 10, 1950	A	L	49	65
Feb. 22, 1950	H	L	53	61
Jan. 31, 1951	A	L	44	64
Feb. 14, 1951	H	W	75	63
Dec. 29, 1951	CHAR	L	62	79
Jan. 9, 1952	A	L	54	56
Feb. 13, 1952	H	L	50	58
Dec. 10, 1952	H	W	71	61
Jan. 14, 1953	A	L	61	79
Dec. 12, 1953	MONT	W	83	56
Jan. 20, 1954	H	W	80	56
Feb. 8, 1954	A	W	59	53
Jan. 26, 1955	H	L	70	73
Feb. 7, 1955	A	L	67	75
Feb. 7, 1956	H	W (OT)	77	74
Jan. 22, 1957	H	L	74	81
Feb. 4, 1957	A	L (OT)	67	76
Jan. 22, 1958	A	W	80	72
Feb. 3, 1958	H	W	99	78
Jan. 21, 1959	H	W	66	55
Feb. 3, 1959	A	W	51	40
Jan. 19, 1960	A	W	66	59
Feb. 2, 1960	H	W	48	45

Jan. 24, 1961	H	L (OT)	43	48
Feb. 7, 1961	A	W	38	36
Jan. 23, 1962	A	W	52	40
Feb. 5, 1962	H	W	48	39
Jan. 22, 1963	A	L	64	69
Feb. 3, 1964	H	L	57	62
Dec. 1, 1964	A	W	60	52
Feb. 26, 1965	H	L	54	59
Dec. 18, 1965	A	W	79	74
Feb. 19, 1966	H	W	90	73
Dec. 21, 1966	A	L (OT)	76	78
Dec. 16, 1967	A	W	63	52
Feb. 24, 1969	H	W	87	85
Jan. 17, 1970	A	L	74	86
Dec. 19, 1970	A	L	76	87
Jan. 14, 1971	A	L	81	90
Dec. 11, 1971	A	W	76	62
Feb. 15, 1972	H	W	91	77
Nov. 25, 1972	A	L	83	90
Feb. 26, 1973	H	W	79	69
Dec. 13, 1973	A	W	88	86
Feb. 27, 1974	H	W	92	70
Jan. 15, 1975	A	W	87	75
Feb. 11, 1976	H	W	72	51
Feb. 1, 1978	A	W	77	72
Dec. 21, 1978	BHAM	W	60	57
Dec. 30, 1987	A	L	72	83

%Southern Conference Tournament; ATL—Atlanta, Ga.; BHAM—Birmingham, Ala.; CHAR—Charlotte, N.C.; MONT—Montgomery, Ala.

### GONZAGA (0-1)

Nov. 27, 2020	FTM	L	67	90
---------------	-----	---	----	----

FTM—Fort Myers, Fla.

### GRAMBLING (5-0)

Dec. 14, 1987	H	W	98	59
Dec. 5, 2000	H	W	104	60
Nov. 29, 2003	HUNTS	W	105	56
Dec. 31, 2010	H	W	63	45
Dec. 11, 2012	H	W	92	42

HUNTS—Huntsville, Ala.

### GUNTER FIELD (1-1)

1944-45	L	40	44
1944-45	W	52	39

### HARVARD (0-1)

Dec. 23, 2015	HONO	L	51	69
---------------	------	---	----	----

HONO—Honolulu, Hawai'i

### HAWAI'I (2-1)

Nov. 29, 1998	A	W	84	57
Dec. 22, 2011	A	W	65	62
Dec. 25, 2015	A	L	67	79

### HAWAI'I-HILO (1-0)

Nov. 30, 1996	A	W (OT)	98	92
---------------	---	--------	----	----

### HIGH POINT (2-0)

Nov. 16, 2001	H	W	63	59
Nov. 25, 2009	H	W	75	54

### HOFSTRA (1-0)

Nov. 19, 2017	CHAR	W	89	78
---------------	------	---	----	----

CHAR—Charleston, S.C.

### HOUSTON (1-7)

Dec. 23, 1961	A	L	49	54
Dec. 29, 1962	NO	W (OT)	71	69
Dec. 15, 1964	A	L	48	50
Dec. 30, 1965	NO	L	76	89
Dec. 21, 1970	A	L	76	79
Dec. 1, 1977	H	L	87	88
Dec. 8, 1982	A	L	65	77
Mar. 18, 2023	BHAM*	L	64	81

\*NCAA Tournament; NO—New Orleans, La.; BHAM—Birmingham, Ala.

### HUNTINGDON (1-0)

Dec. 3, 1960	H	W	66	44
--------------	---	---	----	----

### ILLINOIS (0-3)

Dec. 12, 1987	A	L	103	107
Dec. 29, 2012	CHI	L	79	81
Dec. 8, 2013	ATL	L	62	81

CHI—Chicago, Ill.; ATL—Atlanta, Ga.

### ILLINOIS WESLEYAN (1-0)

1947-48	W	44	42
---------	---	----	----

### INDIANA (0-1)

Mar. 14, 1987	INDY*	L	90	107
---------------	-------	---	----	-----

\*NCAA Tournament; INDY—Indianapolis, Ind.

### INDIANA STATE (1-0)

Nov. 16, 2018	CHAR	W	83	64
---------------	------	---	----	----

CHAR—Charleston, S.C.

### IPFW (1-0)

Nov. 9, 2012	H	W	61	50
--------------	---	---	----	----

### IUPUI (1-0)

Nov. 21, 2009	DAY	W	80	65
---------------	-----	---	----	----

DAY—Daytona Beach, Fla.

### IONA (1-1)

Dec. 17, 1977	A	L	82	105
Dec. 9, 1978	H	W	74	66

### IOWA (1-0)

Mar. 16, 2023	BHAM*	W	83	75
---------------	-------	---	----	----

\*NCAA Tournament; BHAM—Birmingham, Ala.

### IOWA STATE (2-2)

Dec. 28, 1986	ELP	W	89	87
Mar. 18, 2000	MINN*	L	60	79
Dec. 2, 2013	A	L	70	99
Jan. 25, 2020	H	W	80	76

\*NCAA Tournament; ELP—El Paso, Texas; MINN—Minneapolis, Minn.

### JACKSON STATE (1-0)

Dec. 17, 1988	H	W	74	51
---------------	---	---	----	----

### JACKSONVILLE (3-2)

Dec. 11, 1965	H	W	77	69
Dec. 1, 1973	CLEM	L	78	90
Nov. 26, 1976	BHAM	W	92	67
Feb. 21, 1977	A	W	80	66
Nov. 27, 2010	H	L	55	69

CLEM—Clemson, S.C.; BHAM—Birmingham, Ala.

### JACKSONVILLE NAVY (0-2)

Feb. 9, 1945	A	L	43	80
Feb. 10, 1945	A	L	23	51

### JACKSONVILLE STATE (14-0)

Dec. 11, 1954	H	W	78	67
Jan. 28, 1956	H	W	73	64
Dec. 4, 1956	H	W	72	65
Dec. 3, 1957	H	W	89	50
Dec. 2, 1958	H	W	111	54
Dec. 4, 1961	H	W	73	37
Dec. 11, 1965	H	W	78	50
Nov. 30, 1995	H	W	91	74
Dec. 16, 1997	H	W	89	61
Nov. 19, 2000	H	W	91	51
Nov. 18, 2001	H	W	75	53
Dec. 31, 2005	H	W	87	83
Nov. 19, 2013	H	W	78	54
Mar. 18, 2022	GREEN*	W	80	61

\*NCAA Tournament; GREEN—Greenville, S.C.

### JAMES MADISON (2-1)

Feb. 12, 1992	H	W	87	71
Dec. 5, 1992	A	L	80	89
Nov. 25, 1995	SANJ	W	82	71

SANJ—San Juan, Puerto Rico

### KANSAS (2-0)

Mar. 16, 1985	SB*	W	66	64
Mar. 23, 2019	SLC*	W	89	75

\*NCAA Tournament; SB—South Bend, Ind.; SLC—Salt Lake City, Utah

### KANSAS STATE (0-1)

Dec. 30, 1994	TAL	L	75	78
---------------	-----	---	----	----

TAL—Tallahassee, Fla.

### KENNESAW STATE (2-0)

Nov. 13, 2007	H	W	74	62
Nov. 14, 2011	H	W	68	55

### KENTUCKY (23-97)

Jan. 29, 1921	A	L	25	40
Feb. 8, 1926	A	L	26	35
Feb. 28, 1942	LOU*	L	31	40
Feb. 28, 1946	LOU*	L	24	69
Feb. 28, 1947	LOU*	L	18	84
Mar. 4, 1949	LOU*	L	39	70
Jan. 5, 1951	A	L	35	79
Mar. 2, 1951	LOU*	L	54	84
Jan. 30, 1952	H	L	48	88
Feb. 27, 1954	MONT	L	79	109
Feb. 26, 1955	A	L	59	93
Feb. 4, 1956	MONT	L	81	82
Feb. 25, 1957	A	L	85	103
Feb. 24, 1958	BHAM	W	64	63
Feb. 21, 1959	A	L	56	75
Feb. 20, 1960	H	W	61	60
Feb. 27, 1961	A	L	51	77
Feb. 26, 1962	H	L	60	63
Feb. 23, 1963	A	L	59	78



Feb. 22, 1964	MONT	L	79	99
Jan. 18, 1965	A	L	67	73
Feb. 20, 1965	H	W	88	69
Jan. 29, 1966	A	L	78	115
Feb. 12, 1966	H	L	64	77
Jan. 21, 1967	A	L	58	60
Feb. 27, 1967	H	W	60	49
Jan. 20, 1968	H	W	74	73
Feb. 26, 1968	A	L	57	89
Feb. 3, 1969	A	L	93	105
Mar. 3, 1969	H	L	86	90
Feb. 2, 1970	H	L	83	84
Mar. 2, 1970	A	L	81	102
Feb. 1, 1971	A	L	76	114
Mar. 1, 1971	H	L	83	102
Feb. 7, 1972	H	L	72	78
Mar. 6, 1972	A	L	67	102
Feb. 5, 1973	A	L	57	88
Mar. 3, 1973	H	L	79	91
Jan. 12, 1974	A	L	58	79
Feb. 11, 1974	H	W (OT)	99	97
Jan. 11, 1975	H	W	90	85
Feb. 10, 1975	A	L	76	119
Jan. 26, 1976	H	W (OT)	91	84
Feb. 23, 1976	A	L	82	93
Jan. 15, 1977	H	L	68	75
Feb. 12, 1977	A	L	82	89
Jan. 9, 1978	H	L	77	101
Feb. 6, 1978	A	L	81	104
Jan. 25, 1979	H	L (OT)	83	86
Jan. 29, 1979	A	L	59	66
Jan. 2, 1980	A	L	65	67
Jan. 30, 1980	H	L	62	64
Feb. 28, 1980	BHAM*	L	61	69
Jan. 7, 1981	H	L	66	79
Feb. 4, 1981	A	L	74	102
Jan. 6, 1982	A	L	71	83
Feb. 3, 1982	H	W (OT)	83	81
Mar. 4, 1982	A*	L	66	89
Jan. 15, 1983	A	W	75	67
Feb. 12, 1983	H	L	69	71
Jan. 13, 1984	H	W	82	63
Feb. 11, 1984	A	L	64	84
Mar. 10, 1984	NASH*	L	49	51
Jan. 2, 1985	A	L	61	68
Feb. 2, 1985	H	L (OT)	47	49
Jan. 6, 1986	H	W	60	56
Jan. 31, 1986	A	L	71	81
Jan. 3, 1987	H	L	60	63
Feb. 4, 1987	A	L	71	75
Mar. 6, 1987	ATL*	W	79	72
Jan. 9, 1988	A	W	53	52
Feb. 10, 1988	H	L	62	69
Jan. 25, 1989	A	L	76	86
Feb. 20, 1989	H	W	77	75
Jan. 24, 1990	H	W	74	70
Feb. 24, 1990	A	L	95	98
Jan. 29, 1991	H	L	81	89
Mar. 2, 1991	A	L	93	114
Feb. 8, 1992	H	L	67	85
Feb. 27, 1993	A	L	78	80
Jan. 30, 1994	H	L	74	91
Jan. 4, 1995	A	L	64	98
Mar. 10, 1995	ATL*	L	81	93
Feb. 27, 1996	H	L	73	88
Jan. 18, 1997	A	L	53	77
Mar. 7, 1997	MEM*	L	50	92
Feb. 25, 1998	H	L	58	83
Jan. 20, 1999	A	L	62	72
Mar. 6, 1999	ATL*	L	57	69
Jan. 11, 2000	H	W	66	63
Feb. 28, 2001	A	L	78	90
Jan. 22, 2002	H	L	62	69
Jan. 22, 2003	A	L	51	67
Mar. 15, 2003	NO*	L	58	78
Feb. 21, 2004	H	L	59	68
Feb. 23, 2005	A	L	73	81
Jan. 24, 2006	H	L	62	71
Jan. 10, 2007	A	L	57	84
Feb. 6, 2008	H	L	63	66
Jan. 21, 2009	A	L	64	73
Jan. 16, 2010	H	L	67	72
Jan. 11, 2011	A	L	54	78
Jan. 11, 2012	H	L	53	68
Jan. 19, 2013	H	L	53	75

Feb. 9, 2013	A	L	62	72
Feb. 12, 2014	H	L	56	64
Feb. 21, 2015	A	L	75	110
Mar. 14, 2015	NASH	L	67	91
Jan. 16, 2016	H	W	75	70
Jan. 14, 2017	A	L	72	92
Feb. 14, 2018	H	W	76	66
Jan. 19, 2019	H	L	80	82
Feb. 23, 2019	A	L	53	80
Mar. 31, 2019	KC*	W (OT)	77	71
Feb. 1, 2020	H	W	75	66
Feb. 29, 2020	A	L	66	73
Jan. 16, 2021	H	W	66	59
Feb. 13, 2021	A	L	80	82
Feb. 22, 2022	H	W	80	71
Feb. 25, 2023	A	L	54	86

\*SEC Tournament; ^NCAA Tournament; LOU—Louisville, Ky.; MONT—Montgomery, Ala.; BHAM—Birmingham, Ala.; NO—New Orleans, La.; NASH—Nashville, Tenn.; ATL—Atlanta, Ga.; MEM—Memphis, Tenn.; KC—Kansas City, Mo.

### SERIES NOTES

**All Games at Auburn:** Kentucky leads 31-18  
**All Games at Neville Arena:** Kentucky leads 5-4  
**All Games at BEMC:** Kentucky leads 24-9  
**All Games at Kentucky:** Kentucky leads 51-2  
**All Games at Rupp Arena:** Kentucky leads 31-2  
**Bruce Pearl vs. Kentucky:** 10-17  
**John Calipari vs. Auburn:** 13-6  
**All Games at Neutral Sites:** Kentucky leads 15-3  
**SEC Tournament Games:** Kentucky leads 13-1  
**Current Series Streak:** 1 by Kentucky  
**Longest Auburn Streak:** 2 ('66-'67/'67-'68, '73-'74/'74-'75, '86-'87/'87-'88 and '19/'20)  
**Longest Kentucky Streak:** 18 ('01-'15)

### KENTUCKY WESLEYAN (1-0)

Dec. 6, 1985	BG	W	80	71
--------------	----	---	----	----

BG—Bowling Green, Ky.

### LAGRANGE YMCA (0-1)

1928-29	H	L	29	32
---------	---	---	----	----

### LAMAR (1-0)

Dec. 22, 1973	ELP	W	88	78
---------------	-----	---	----	----

ELP—El Paso, Texas

### LANETT ATHLETIC CLUB (1-0)

Jan. 5, 1935	A	W	44	25
--------------	---	---	----	----

### LANETT MILL (2-0)

Dec. 16, 1938	H	W	40	21
Jan. 4, 1939	A	W	38	21

### LA SALLE (1-0)

Nov. 24, 1995	SANJ	W	70	60
---------------	------	---	----	----

SANJ—San Juan, Puerto Rico

### LEHIGH (1-0)

Dec. 21, 2019	H	W	74	51
---------------	---	---	----	----

### LIBERTY (1-0)

Dec. 8, 1995	WACO	W	63	58
--------------	------	---	----	----

WACO—Waco, Texas

### LINCOLN MEMORIAL (1-0)

Dec. 15, 1992	H	W	77	51
---------------	---	---	----	----

### LIPSCOMB (2-0)

Nov. 20, 2005	H	W	69	54
Dec. 29, 2019	H	W	86	59

### LONG BEACH STATE (1-1)

Dec. 21, 1979	LAF	W	74	69
Dec. 23, 2011	HONO	L	43	64

LAF—Lafayette, La.; HONO—Honolulu, Hawai'i

### LOUISIANA COLLEGE (1-0)

Dec. 1, 1992	H	W	98	60
--------------	---	---	----	----

### LOUISIANA (6-3)

Dec. 6, 1961	H	W	62	46
Dec. 10, 1966	H	W	78	68
Dec. 18, 1968	A	L	76	80
Dec. 1, 1978	BHAM	W	83	82
Dec. 22, 1979	A	L	75	92
Dec. 17, 1985	A	L (OT)	64	66
Dec. 13, 1986	H	W	107	91
Dec. 4, 2000	H	W	93	86
Nov. 21, 2014	H	W	105	80

BHAM—Birmingham, Ala.

### LOUISIANA-MONROE (4-0)

Dec. 15, 1995	H	W	80	71
Nov. 30, 2006	H	W	81	60
Dec. 6, 2008	H	W	78	55
Nov. 12, 2021	H	W	93	65

### LSU (70-87)

Feb. 10, 1912	H	W	38	15
Feb. 10, 1916	H	W	24	23
Feb. 13, 1917	H	L	13	37
Jan. 18, 1918	A	L	31	43
Jan. 19, 1918	A	L	27	34
Feb. 13, 1920	H	W	33	21
Jan. 28, 1929	H	L	28	45
Jan. 29, 1929	H	L	28	65
Feb. 7, 1930	A	L	27	44
Feb. 8, 1930	A	L	45	49
Feb. 8, 1932	A	W	48	34
Feb. 9, 1932	A	W	34	30
Feb. 27, 1932	ATL%	W	30	22
Jan. 24, 1933	H	L	25	26
Jan. 25, 1933	H	W	25	24
Feb. 24, 1933	ATL*	L	33	57
Feb. 5, 1934	A	L	17	40
Feb. 6, 1934	A	L	16	38
Feb. 1, 1937	H	W	37	24
Feb. 2, 1937	H	L	34	54
Mar. 3, 1938	A*	L	34	60
Jan. 5, 1940	A	L	39	50
Jan. 6, 1940	A	W	42	26
Feb. 11, 1941	H	W	50	49
Feb. 16, 1942	A	L	49	63
Feb. 6, 1943	H	L	37	62
Feb. 25, 1943	LOU*	L	38	67
Feb. 15, 1947	A	L	53	76
Jan. 23, 1948	H	W	51	48
Feb. 4, 1950	H	W	70	66
Feb. 13, 1950	A	L	61	76
Mar. 3, 1950	LOU*	L	45	73
Feb. 5, 1951	H	L	74	75
Feb. 16, 1952	A	L	64	70
Feb. 14, 1953	H	L	57	65
Feb. 20, 1954	A	L	59	77
Feb. 19, 1955	H	W	75	71
Feb. 18, 1956	A	W	80	71
Feb. 16, 1957	H	W	99	62
Feb. 15, 1958	A	W	76	58

Feb. 14, 1959	H	W	115	67
Feb. 13, 1960	A	W	63	61
Feb. 18, 1961	H	W	69	65
Dec. 15, 1962	BHAM	W	67	50
Feb. 17, 1962	A	W	55	50
Feb. 16, 1963	H	W	82	57
Feb. 15, 1964	A	L	66	86
Feb. 13, 1965	H	W	101	60
Jan. 8, 1966	A	W	74	66
Jan. 3, 1967	H	W	70	59
Feb. 8, 1967	A	W	80	63
Jan. 3, 1968	A	L	72	76
Feb. 7, 1968	H	W	74	69
Jan. 11, 1969	H	W	90	71
Feb. 15, 1969	A	L	81	93
Jan. 10, 1970	A	W	79	70
Feb. 16, 1970	H	L	64	70
Jan. 9, 1971	H	L	92	106
Feb. 15, 1971	A	L	94	114
Jan. 15, 1972	A	W	77	73
Feb. 14, 1972	H	W	85	77
Jan. 13, 1973	H	L	60	79
Feb. 12, 1973	A	L	74	76
Jan. 26, 1974	H	L	76	87
Feb. 25, 1974	A	W	96	89
Jan. 25, 1975	A	W	87	78
Feb. 24, 1975	H	W	110	94
Jan. 3, 1976	A	W	102	86
Mar. 6, 1976	H	W	90	80
Jan. 29, 1977	A	L	73	77
Feb. 26, 1977	H	L	76	86
Jan. 23, 1978	A	L	79	90
Feb. 20, 1978	H	L (OT)	95	101
Jan. 15, 1979	A	L	82	94
Feb. 12, 1979	H	L	68	78
Jan. 16, 1980	A	L	82	93
Feb. 13, 1980	H	L	44	50
Jan. 21, 1981	H	L	64	74
Feb. 18, 1981	A	L	47	58
Jan. 20, 1982	A	L	68	69
Feb. 17, 1982	H	W	82	72
Jan. 29, 1983	A	W	64	62
Feb. 26, 1983	H	L	61	87
Jan. 27, 1984	H	W	80	78
Feb. 25, 1984	A	L	80	81
Jan. 26, 1985	A	L	62	80
Feb. 27, 1985	H	L	73	78
Mar. 7, 1985	BHAM*	W	58	55
Feb. 4, 1986	H	L	61	63
Feb. 26, 1986	A	W	92	86
Jan. 28, 1987	A	L	73	75
Mar. 1, 1987	H	W	100	62
Feb. 3, 1988	H	L	69	78
Mar. 5, 1988	A	W	89	80
Jan. 7, 1989	A	L	77	104
Feb. 8, 1989	H	L	91	104
Jan. 6, 1990	H	L	70	77
Feb. 7, 1990	A	L	71	82
Mar. 9, 1990	ORL*	W	78	76
Jan. 12, 1991	H	L	84	96
Feb. 13, 1991	A	L	61	98
Mar. 8, 1991	NASH*	W	92	77
Jan. 8, 1992	H	L	70	87
Feb. 22, 1992	A	L	82	99
Jan. 9, 1993	A	L	81	87
Feb. 13, 1993	H	L	73	75
Jan. 8, 1994	A	L	72	83
Feb. 12, 1994	H	W	111	83
Jan. 11, 1995	H	L	73	76
Feb. 25, 1995	A	L	78	89
Jan. 21, 1996	H	W	95	87
Feb. 24, 1996	A	L	67	93
Jan. 22, 1997	A	L	59	75
Feb. 8, 1997	H	W	76	72
Jan. 14, 1998	A	L	54	59
Feb. 14, 1998	H	W	66	44
Jan. 9, 1999	A	W	73	70
Feb. 6, 1999	H	W	80	54
Feb. 9, 2000	A	L	68	83
Mar. 1, 2000	H	L	53	55
Jan. 13, 2001	H	W	85	69
Feb. 10, 2001	A	W	76	65
Jan. 19, 2002	A	L	58	75
Mar. 2, 2002	H	L	54	59
Feb. 8, 2003	H	W	56	54

Feb. 26, 2003	A	L	63	94
Feb. 18, 2004	A	W	80	68
Mar. 6, 2004	H	W	78	66
Feb. 9, 2005	A	L	69	90
Feb. 26, 2005	H	L	64	77
Mar. 11, 2005	ATL*	L	58	89
Feb. 1, 2006	A	L	69	84
Feb. 18, 2006	H	L	61	65
Jan. 13, 2007	A	L	63	65
Feb. 28, 2007	H	W	80	68
Jan. 16, 2008	A	W	74	67
Jan. 30, 2008	H	L	80	81
Feb. 21, 2009	A	L	72	79
Mar. 7, 2009	H	W	69	53
Jan. 20, 2010	A	W	84	80
Feb. 27, 2010	H	W	74	59
Jan. 8, 2011	H	L	55	62
Mar. 5, 2011	A	W	60	51
Jan. 17, 2012	A	L (OT)	58	65
Mar. 3, 2012	H	W	68	54
Jan. 9, 2013	H	W	68	63
Feb. 8, 2014	A	L	80	87
Feb. 5, 2015	A	W	81	77
Feb. 24, 2015	H	L	61	84
Mar. 13, 2015	NASH*	W (OT)	73	70
Feb. 2, 2016	H	L	68	80
<b>Jan. 18, 2017</b>	<b>H</b>	<b>W</b>	<b>78</b>	<b>74</b>
<b>Feb. 21, 2017</b>	<b>A</b>	<b>W</b>	<b>98</b>	<b>75</b>
Jan. 27, 2018	H	W	95	70
Feb. 9, 2019	A	L	78	83
Feb. 8, 2020	H	W (OT)	91	90
Feb. 20, 2021	A	L	80	104
Dec. 29, 2021	H	W	70	55
Jan. 18, 2023	A	W	67	49

%Southern Conference Tournament; \*SEC  
Tournament; ATL—Atlanta, Ga.; LOU—Louisville,  
Ky.; BHAM—Birmingham, Ala.; ORL—Orlando, Fla.;  
NASH—Nashville, Tenn.

### SERIES NOTES

**All Games at Auburn:** Auburn leads 39-34 ##  
**All Games at Neville Arena:** Auburn leads 5-3 ##  
**All Games at BEMC:** LSU leads 24-18  
**All Games at LSU:** LSU leads 48-25 ##  
**All Games at Maravich Assembly Center:**  
LSU leads 31-15 ##  
**Bruce Pearl vs. LSU:** 11-7 ##  
**Matt McMahon vs. Auburn:** 0-4  
**All Games at Neutral Sites:** Auburn leads 6-4  
**SEC Tournament Games:** LSU leads 5-4  
**Current Series Streak:** 1 by Auburn  
**Longest Auburn Streak:** 10 ('54-'55/'62-'63)  
**Longest LSU Streak:** 11 ('76-'77/'81-'82)

*Bold Italic - wins vacated by NCAA Committee on  
Infractions (Auburn during the 2016-17 season)*

### LOUISIANA TECH (5-2)

Dec. 6, 1966	H	W	88	77
Dec. 19, 1968	A	W	97	84
Dec. 1, 1970	H	W	93	87
Dec. 16, 1971	A	L	82	107
Dec. 18, 1992	WILM	W	65	45
Dec. 4, 2001	H	L	66	67
Nov. 27, 2004	H	W	79	67

WILM—Wilmington, N.C.

### LOUISVILLE (1-1)

Mar. 22, 1986	HOU*	L	76	84
Nov. 26, 1995	SANJ	W	82	78

\*NCAA Tournament; HOU—Houston, Texas; SANJ—  
San Juan, Puerto Rico

### LOYOLA CHICAGO (1-0)

Nov. 25, 2021	BAHA	W	62	53
---------------	------	---	----	----

BAHA—Paradise Island, Bahamas

### LOYOLA NEW ORLEANS (1-0)

Dec. 31, 1963	A	W	62	52
---------------	---	---	----	----

### LYNN UNIVERSITY (1-0)

Nov. 26, 1994	H	W	78	70
---------------	---	---	----	----

### MARION (3-1)

Jan. 23, 1913	A	W	26	15
Jan. 21, 1916	H	L	24	27
Feb. 5, 1916	A	W	18	6
Jan. 26, 1917		W	38	18

### MARQUETTE (0-2)

Mar. 15, 1995	H+	L	61	68
Mar. 16, 1998	A+	L (OT)	60	75

+National Invitation Tournament

### MARSHALL (1-0)

Dec. 15, 2001	MOB	W	78	60
---------------	-----	---	----	----

MOB—Mobile, Ala.

### MARYLAND-EASTERN SHORE (1-0)

Nov. 23, 2003	H	W	85	61
---------------	---	---	----	----

### MAXWELL FIELD (4-4)

1944-45		L	41	48
1944-45		L	31	72
1945-46		L	41	48
1945-46		L	35	36
1946-47		W	65	38
1946-47		W	57	34
Dec. 4, 1951	H	W	75	41
Dec. 19, 1951	A	W	63	54

### MCNEESE (3-0)

Nov. 27, 2001	H	W	78	74
Dec. 1, 2005	H	W	91	76
Nov. 11, 2011	H	W	84	62

### MEMPHIS (2-1)

Jan. 2, 1953	A	W	78	64
Dec. 12, 2020	ATL	W	74	71
Dec. 10, 2022	ATL	L	73	82

ATL—Atlanta, Ga.

### MERCER (16-16)

Feb. 15, 1906		W	64	8
1906-07		W	48	9
1908-09		W	26	23
1909-10	A	W	38	20
1909-10	H	W	56	19
Jan. 18, 1913	H	W	33	31
Mar. 1, 1913	A	L	19	36
Jan. 31, 1914	H	W	25	23
Feb. 21, 1914	A	L	13	60
Jan. 11, 1921	H	W (OT)	36	31
Jan. 13, 1922	A	L	7	31
Feb. 2, 1922	H	L	26	28
Feb. 27, 1923	ATL%	L	24	45
Dec. 18, 1924		L	21	28
Jan. 31, 1925		L	27	38
1928-29	A	L	41	46
1928-29	A	L	29	31
Jan. 13, 1945		L	36	41
Feb. 2, 1945		L	34	40
1946-47		L	54	55
1946-47		L	47	71
Jan. 19, 1948		W	72	53

1947-48		L	46	63
Nov. 29, 1982	H	W	85	76
Dec. 14, 1983	A	W	65	63
Dec. 8, 1984	H	W	70	69
Dec. 16, 1987	H	W	80	48
Dec. 3, 1988	H	W	87	66
Nov. 20, 2000	H	L	88	92
Dec. 19, 2007	H	W	68	59
Nov. 19, 2008	H	L	74	78
Dec. 15, 2015	H	W	78	71
<b>Dec. 18, 2016</b>	<b>H</b>	<b>W</b>	<b>76</b>	<b>74</b>

%Southern Conference Tournament; ATL—Atlanta, Ga.

**Bold Italic - wins vacated by NCAA Committee on Infractions (Auburn during the 2016-17 season)**

### MIAMI (FLA.) (1-2)

Dec. 17, 1966	KNOX	L	73	87
Mar. 14, 2001	H+	W	60	58
Mar. 20, 2022	GREEN*	L	61	79

\*NCAA Tournament; +National Invitation Tournament; KNOX—Knoxville, Tenn.; GREEN—Greenville, S.C.

### MICHIGAN (0-1)

Dec. 28, 1993	TUCS	L	81	102
---------------	------	---	----	-----

TUCS—Tucson, Ariz.

### MICHIGAN STATE (0-1)

Nov. 24, 1989	ANCH	L	79	92
---------------	------	---	----	----

ANCH—Anchorage, Alaska

### MILES COLLEGE (1-0)

Nov. 21, 2006	H	W	79	58
---------------	---	---	----	----

### MILWAUKEE (1-0)

Nov. 14, 2014	H	W	83	73
---------------	---	---	----	----

### OLE MISS (81-64)

Feb. 10, 1928	H	L	42	43
Feb. 11, 1928	H	W	58	38
Mar. 2, 1928	ATL%	L	30	31
Jan. 13, 1941	H	W	43	30
Dec. 19, 1941	A	W	34	31
Dec. 13, 1946	A	L	38	58
Jan. 12, 1948	A	W	59	50
Jan. 17, 1949	A	L	43	47
Feb. 28, 1949	H	W	65	61
Dec. 9, 1949	H	W	64	60
Jan. 30, 1950	A	W	77	63
Dec. 9, 1950	H	L	61	65
Jan. 19, 1952	A	L	58	76
Jan. 3, 1953	MEM	L	55	65
Feb. 11, 1953	H	W	72	65
Jan. 11, 1954	A	W	66	61
Jan. 10, 1955	H	W	85	81
Jan. 9, 1956	A	L	69	76
Jan. 7, 1957	H	W	88	66
Jan. 6, 1958	A	W	71	51
Jan. 5, 1959	H	W	60	47
Jan. 4, 1960	A	L	56	64
Jan. 9, 1961	H	W	51	40
Jan. 8, 1962	A	W	64	58
Jan. 7, 1963	H	W	79	44
Jan. 6, 1964	A	L (OT)	58	59
Jan. 4, 1965	A	W	77	53
Jan. 11, 1965	H	W	67	52
Feb. 5, 1966	A	W	70	55
Feb. 26, 1966	H	W	86	74
Jan. 7, 1967	A	W	67	56
Feb. 20, 1967	H	W	86	67
Jan. 6, 1968	H	W	90	71
Feb. 19, 1968	A	L	56	57

Dec. 14, 1968	A	W	75	64
Mar. 8, 1969	H	W	80	70
Dec. 13, 1969	H	W	91	77
Mar. 7, 1970	A	W	67	66
Dec. 12, 1970	A	L	96	108
Mar. 6, 1971	H	W	86	85
Jan. 3, 1972	H	L	65	69
Mar. 9, 1972	A	L	83	89
Jan. 2, 1973	A	W	66	58
Mar. 8, 1973	H	W	77	73
Jan. 7, 1974	A	L	65	93
Feb. 9, 1974	H	W	85	75
Jan. 6, 1975	H	W	104	86
Feb. 8, 1975	A	L	70	72
Jan. 5, 1976	A	W	72	66
Mar. 8, 1976	H	W	103	88
Jan. 31, 1977	A	W	72	65
Feb. 28, 1977	H	W	97	84
Jan. 21, 1978	A	L	75	84
Feb. 18, 1978	H	W	92	67
Jan. 13, 1979	A	L	62	77
Feb. 10, 1979	H	W (2OT)	56	54
Dec. 5, 1979	H	W	76	73
Jan. 26, 1980	A	L	54	71
Jan. 3, 1981	A	L	45	46
Jan. 31, 1981	H	L	58	61
Jan. 2, 1982	H	W	75	71
Jan. 30, 1982	A	L	57	64
Jan. 31, 1983	A	L	48	61
Mar. 1, 1983	H	W	82	59
Jan. 31, 1984	H	W	60	50
Feb. 27, 1984	A	L	71	72
Jan. 24, 1985	H	W	93	73
Feb. 23, 1985	A	W	69	57
Mar. 6, 1985	BHAM*	W	68	60
Jan. 22, 1986	A	W	73	61
Feb. 22, 1986	H	W	75	73
Jan. 24, 1987	H	W	85	61
Feb. 25, 1987	A	L	67	73
Jan. 30, 1988	A	L	66	69
Mar. 2, 1988	H	W	92	76
Jan. 18, 1989	H	L	64	65
Feb. 18, 1989	A	L	77	80
Mar. 9, 1989	KNOX*	L	68	80
Jan. 17, 1990	A	L	72	80
Feb. 17, 1990	H	W	95	84
Jan. 9, 1991	A	W	62	60
Feb. 9, 1991	H	W	72	69
Jan. 13, 1992	A	W	96	83
Feb. 29, 1992	H	W	110	84
Feb. 3, 1993	A	W	85	74
Feb. 24, 1993	H	W	83	73
Jan. 19, 1994	A	L (2OT)	85	88
Mar. 2, 1994	H	L	62	68
Jan. 8, 1995	H	W	88	74
Feb. 4, 1995	A	L	75	77
Jan. 24, 1996	A	L	69	82
Feb. 21, 1996	H	W	69	62
Feb. 1, 1997	A	L	46	57
Mar. 1, 1997	H	L	63	71
Jan. 31, 1998	H	W	68	67
Feb. 28, 1998	A	L	67	74
Jan. 13, 1999	A	W	74	59
Feb. 9, 1999	H	W	95	66
Jan. 22, 2000	A	L (OT)	77	79
Feb. 19, 2000	H	W	75	72
Feb. 3, 2001	H	L	70	74
Feb. 24, 2001	A	L	62	64
Jan. 9, 2002	A	L	65	69
Feb. 13, 2002	H	W	65	62
Feb. 5, 2003	H	W	77	71
Feb. 22, 2003	A	W	80	75
Jan. 10, 2004	H	W	80	53
Feb. 14, 2004	A	L	68	72
Jan. 15, 2005	H	L	72	79
Feb. 2, 2005	A	L	55	70
Feb. 8, 2006	H	W	58	50
Feb. 25, 2006	A	W	58	54
Feb. 3, 2007	H	L	59	82
Mar. 3, 2007	A	L	79	83
Jan. 19, 2008	H	W	80	77
Feb. 16, 2008	A	W	90	78
Feb. 4, 2009	A	L	59	78
Feb. 25, 2009	H	W	77	64
Jan. 28, 2010	H	L	74	84

Feb. 24, 2010	A	L	75	85
Feb. 16, 2011	A	L	59	90
Mar. 2, 2011	H	W	76	73
Jan. 14, 2012	H	W (2OT)	69	68
Feb. 11, 2012	A	L	54	61
Mar. 8, 2012	NO*	L	54	68
Jan. 26, 2013	H	L	61	63
Feb. 23, 2013	A	L	55	88
Jan. 9, 2014	A	L	62	65
Feb. 7, 2015	H	L	79	86
Jan. 27, 2016	A	L	63	80
Feb. 20, 2016	H	L	59	69
Jan. 7, 2017	H	L	85	88
Feb. 11, 2017	A	L	84	90
Jan. 9, 2018	H	W	85	70
Jan. 30, 2018	A	W	79	70
Jan. 9, 2019	A	L	67	82
Feb. 13, 2019	H	L	55	60
Jan. 28, 2020	A	W (2OT)	83	82
Feb. 25, 2020	H	W	67	58
Jan. 6, 2021	A	L	61	72
Feb. 6, 2021	H	L (OT)	84	86
Jan. 15, 2022	A	W	80	71
Feb. 23, 2022	H	W	77	64
Jan. 10, 2023	A	W	82	73
Feb. 22, 2023	H	W	78	74

%Southern Conference Tournament; \*SEC Tournament; ATL—Atlanta, Ga.; MEM—Memphis, Tenn.; BHAM—Birmingham, Ala.; KNOX—Knoxville, Tenn.; NO—New Orleans, La.

### SERIES NOTES

- All Games at Auburn:** Auburn leads 53-17
- All Games at Neville Arena:** Tied 6-6
- All Games at BEMC:** Auburn leads 33-9
- All Games at Ole Miss:** Ole Miss leads 43-27
- All Games at The Pavilion:** Tied 4-4
- All Games at Tad Smith Coliseum:** OM leads 33-15
- Bruce Pearl vs. Ole Miss:** 13-11
- Chris Beard vs. Auburn:** 0-1
- All Games at Neutral Sites:** Ole Miss leads 4-1
- SEC Tournament Games:** Ole Miss leads 2-1
- Current Series Streak:** 4 by Auburn
- Longest Auburn Streak:** 7 ('64-'65/'67-'68, '89-'90/'92-'93)
- Longest Ole Miss Streak:** 10 ('12-'17)

### MISSISSIPPI COLLEGE (2-1)

Feb. 2, 1939	H	L	44	59
Nov. 30, 1981	H	W	88	54
Nov. 14, 2018	H	W	103	52

### MISSISSIPPI STATE (81-70)

Jan. 22, 1915	A	L	16	44
Jan. 23, 1915	A	L	11	32
Feb. 22, 1915	H	W	19	18
Feb. 23, 1915	H	W	21	17
Jan. 10, 1927	H	L	31	34
Jan. 11, 1927	H	W	27	24
Mar. 1, 1928	ATL%	W	42	34
Feb. 3, 1941	H	L	44	48
Dec. 18, 1941	A	W	39	29
Feb. 14, 1942	H	L	40	41
Dec. 11, 1942	A	L	35	41
Dec. 12, 1942	A	L	26	36
Dec. 17, 1942	H	L	37	38
Dec. 18, 1942	H	L	40	44
Dec. 10, 1945	H	W	55	47
Dec. 11, 1945	H	W	37	26
Feb. 15, 1946	A	W	40	30
Feb. 16, 1946	A	L	31	39
Dec. 14, 1946	A	L	35	61
Dec. 6, 1947	H	L	35	49
Dec. 11, 1948	H	L	53	54
Jan. 18, 1949	A	L	43	47
Jan. 12, 1950	A	W	65	64
Feb. 1, 1950	H	W	65	60
Feb. 24, 1951	H	W	92	85
Jan. 18, 1952	A	W	68	61
Jan. 31, 1953	H	W	82	60

Jan. 2, 1954	BHAM	W	76	75
Jan. 9, 1954	A	L	74	79
Jan. 8, 1955	H	W	79	58
Jan. 7, 1956	A	W	81	68
Jan. 5, 1957	H	W	86	66
Dec. 14, 1958	BHAM	L	37	52
Jan. 4, 1958	A	L	42	70
Jan. 3, 1959	H	W	97	66
Jan. 2, 1960	A	W	64	48
Jan. 7, 1961	H	L	48	56
Jan. 6, 1962	A	L	48	51
Jan. 5, 1963	H	L	53	62
Jan. 4, 1964	A	W (OT)	64	63
Jan. 2, 1965	A	W	71	70
Jan. 3, 1966	H	L	72	83
Jan. 9, 1967	A	L (OT)	54	59
Feb. 13, 1967	H	W	68	57
Jan. 8, 1968	H	L	62	66
Feb. 12, 1968	A	W	74	72
Dec. 16, 1968	A	L	59	65
Feb. 12, 1969	H	W	87	68
Dec. 15, 1969	H	W	94	66
Feb. 11, 1970	A	W (OT)	71	69
Dec. 14, 1970	A	W	73	70
Feb. 10, 1971	H	W	92	68
Dec. 13, 1971	H	W	85	75
Feb. 21, 1972	A	L	60	62
Jan. 15, 1973	H	W	82	77
Feb. 19, 1973	A	L	87	94
Jan. 21, 1974	A	W	87	81
Feb. 23, 1974	H	L	60	67
Jan. 20, 1975	H	W	98	89
Feb. 22, 1975	A	W	78	74
Jan. 12, 1976	H	W	75	70
Feb. 9, 1976	A	L	74	75
Jan. 5, 1977	H	L	79	81
Mar. 7, 1977	A	L	75	89
Jan. 30, 1978	H	W	85	74
Feb. 27, 1978	A	L (OT)	82	83
Jan. 22, 1979	H	L	72	74
Feb. 19, 1979	A	L	66	73
Jan. 12, 1980	H	W	77	67
Feb. 9, 1980	A	L	72	76
Jan. 17, 1981	A	L	61	69
Feb. 14, 1981	H	W	66	55
Jan. 16, 1982	H	W	62	49
Feb. 13, 1982	A	L	45	59
Mar. 3, 1982	LEX*	W (OT)	38	36
Jan. 3, 1983	H	W	77	66
Mar. 3, 1983	A	L	53	69
Dec. 22, 1983	A	W	73	55
Mar. 1, 1984	H	W	68	53
Jan. 12, 1985	H	W	62	53
Feb. 13, 1985	A	L	65	82
Jan. 11, 1986	A	W	72	56
Feb. 12, 1986	H	W	69	64
Mar. 6, 1986	LEX*	L	63	65
Jan. 10, 1987	A	W	66	52
Feb. 12, 1987	H	W	59	45
Jan. 16, 1988	H	W	65	57
Feb. 17, 1988	A	W	77	61
Jan. 11, 1989	A	L	56	69
Feb. 11, 1989	H	W	70	68
Jan. 10, 1990	H	W	93	71
Feb. 10, 1990	A	W	77	74
Jan. 26, 1991	H	L	64	84
Feb. 27, 1991	A	L	76	94
Jan. 29, 1992	H	L	72	75
Mar. 4, 1992	A	L	70	77
Jan. 3, 1993	A	L	71	77
Feb. 17, 1993	H	W	83	77
Jan. 12, 1994	H	L (OT)	86	91
Feb. 19, 1994	A	W	76	65
Feb. 11, 1995	A	W	70	69
Mar. 1, 1995	H	W	76	69
Feb. 4, 1996	H	L (OT)	75	78
Mar. 2, 1996	A	L	51	67
Mar. 8, 1996	NO*	L	58	69
Feb. 5, 1997	H	W	81	68
Feb. 26, 1997	A	W	68	64
Jan. 28, 1998	A	W	69	66
Feb. 7, 1998	H	W (OT)	68	66
Jan. 27, 1999	H	W	64	54
Feb. 27, 1999	A	W	76	73
Jan. 16, 2000	A	W	51	45

Jan. 29, 2000	H	W	73	57
Jan. 31, 2001	H	W	60	56
Feb. 17, 2001	A	L	74	85
Jan. 30, 2002	H	L	64	72
Feb. 16, 2002	A	L	53	89
Feb. 19, 2003	BHAM	L	46	63
Mar. 8, 2003	A	L	45	67
Jan. 31, 2004	H	L	68	73
Mar. 2, 2004	A	L	91	105
Jan. 5, 2005	A	L	53	90
Feb. 5, 2005	H	W	90	76
Feb. 4, 2006	A	L	53	71
Feb. 22, 2006	H	W	75	71
Jan. 20, 2007	A	L	76	87
Feb. 10, 2007	H	L	83	91
Feb. 9, 2008	H	L	64	83
Feb. 27, 2008	A	L	78	89
Feb. 14, 2009	H	W	91	76
Feb. 28, 2009	A	W	76	58
Feb. 13, 2010	A	L (OT)	75	85
Mar. 3, 2010	H	W	89	80
Jan. 16, 2011	A	L	66	85
Feb. 12, 2011	H	W	65	62
Feb. 4, 2012	A	L	88	91
Feb. 18, 2012	H	W	65	55
Mar. 9, 2013	A	L (OT)	71	74
Jan. 22, 2014	A	L	74	82
Feb. 15, 2014	H	W	92	82
Jan. 21, 2015	H	L	71	78
Mar. 11, 2015	NASH*	W	74	68
Mar. 5, 2016	A	L	66	79
Feb. 7, 2017	H	W	98	92
Jan. 13, 2018	A	W	76	68
Jan. 26, 2019	A	L	84	92
Mar. 2, 2019	H	W	80	75
Jan. 4, 2020	A	W	80	68
Mar. 6, 2021	H	W	78	71
Mar. 2, 2022	A	W (OT)	81	68
Jan. 14, 2023	H	W	69	63

%Southern Conference Tournament; \*SEC Tournament; ATL—Atlanta, Ga.; BHAM—Birmingham, Ala.; LEX—Lexington, Ky.; NO—New Orleans, La.; NASH—Nashville, Tenn.

SERIES NOTES

**All Games at Auburn:** Auburn leads 49-24 ##  
**All Games at Neville Arena:** Auburn leads 6-1 ##  
**All Games at BEMC:** Auburn leads 30-12  
**All Games at Mississippi State:** MSU leads 43-28 ##  
**All Games at Humphrey Coliseum:** MSU leads 28-15 ##  
**Bruce Pearl vs. Mississippi State:** 12-5 ##  
**Chris Jans vs. Auburn:** 0-2  
**All Games at Neutral Sites:** Auburn leads 4-3  
**SEC Tournament Games:** Series Tied 2-2  
**Current Series Streak:** 5 by Auburn  
**Longest Auburn Streak:** 9 ('96-'97/'00-'01)  
**Longest Mississippi State Streak:** 8 ('00-'01/'04-'05)

***Bold italic - wins vacated by NCAA Committee on Infractions (Auburn during the 2016-17 season and Mississippi State during the 2018-19 season)***

MISSOURI (7-6)

Feb. 2, 2013	A	L	77	91
Jan. 11, 2014	H	L	68	70
Jan. 10, 2015	H	W	85	79
Mar. 3, 2015	A	L	61	63
Jan. 9, 2016	A	L	61	76
Jan. 10, 2017	A	W	77	72
Mar. 4, 2017	H	W	89	78
Mar. 8, 2017	NASH*	L (OT)	83	86
Jan. 24, 2018	A	W	91	73
Jan. 30, 2019	H	W	92	58
Mar. 14, 2019	NASH*	W	81	71
Feb. 15, 2020	A	L	73	85
Jan. 23, 2021	A	W	109	86
Jan. 25, 2022	A	W	55	54
Feb. 14, 2023	H	W	89	56

\*SEC Tournament; NASH—Nashville, Tenn.

SERIES NOTES

**All Games at Auburn:** Auburn leads 3-1 ##  
**All Games at Neville Arena:** Auburn leads 3-1 ##  
**All Games at Missouri:** Missouri leads 3-4 ##  
**All Games at Mizou Arena:** Missouri leads 3-4 ##  
**Bruce Pearl vs. Missouri:** 7-5 ##  
**Dennis Gates vs. Auburn:** 0-1  
**All Games at Neutral Sites:** 1-1  
**SEC Tournament Games:** 1-1  
**Current Series Streak:** 3 by Auburn  
**Longest Auburn Streak:** 3 ('18-'19, '21-'23)  
**Longest Missouri Streak:** 2 ('13-'14, '15-'16)

***Bold Italic - wins vacated by NCAA Committee on Infractions (Auburn during the 2016-17 season)***

MISSOURI STATE (1-1)

Nov. 14, 2008	H	W	75	60
Nov. 16, 2009	A	L	62	73

MOBILE YMCA (1-1)

Feb. 26, 1915	H	W	29	22
Jan. 28, 1926	A	L	17	19

MONTANA (1-0)

Dec. 10, 2003	H	W	73	51
---------------	---	---	----	----

MONTGOMERY YMCA (14-3)

Feb. 7, 1906	H	W	29	12
Feb. 5, 1908	A	W	25	18
1907-08	A	L	21	27
Feb. 22, 1908	H	L	27	31
1909-10	H	W	24	16
1909-10	A	W	26	17
Feb. 8, 1913	H	W	39	23
Jan. 24, 1914	H	W	24	20
Jan. 21, 1916	H	L	16	29
Feb. 10, 1916	H	W	58	18
Jan. 31, 1917	H	W	43	25
Jan. 11, 1919	H	W	59	10
1919-20	H	W	55	19
1919-20	A	W	38	19
1922-23	W	37	22	
Jan. 28, 1925	H	W	34	12
1927-28	H	W	38	12

MOREHEAD STATE (1-0)

Nov. 9, 2021	H	W	77	54
--------------	---	---	----	----

MOUNT ST. MARY'S (1-0)

Nov. 26, 1988	H	W	89	83
---------------	---	---	----	----

MTSU (4-0)

Dec. 21, 2004	CARO	W	79	74
Nov. 21, 2010	H	W	68	66
Dec. 29, 2014	H	W	64	48
Dec. 12, 2015	A1	L (OT)	81	88
Dec. 16, 2017	BIRM	W	76-70	

CARO—Carolina, Puerto Rico; A1—Nashville, Tenn.; BIRM—Birmingham, Ala.

MURRAY STATE (6-1)

Dec. 21, 1996	BHAM	W	86	72
Dec. 14, 2002	H	W	72	53
Nov. 15, 2012	CHAR	L	59	79
Nov. 23, 2013	H	W	75	67
Dec. 19, 2017	A	W	81	77
Dec. 22, 2018	H	W	93	88
Dec. 22, 2021	H	W	71	58

BHAM—Birmingham, Ala.; CHAR—Charleston, S.C.

**NASHVILLE ATHLETIC CLUB (1-0)**

1910-11		W	36	34
---------	--	---	----	----

**NAVY (5-1)**

Dec. 18, 1959	BHAM	L	61	68
Dec. 28, 1974	MINN	W	73	69
Dec. 16, 1978	STP	W	63	57
Dec. 28, 1989	PEN	W	75	61
Dec. 30, 1997	H	W	70	54
Dec. 19, 1998	A	W	88	70

BHAM—Birmingham, Ala.; MINN—Minneapolis, Minn.; STP—St. Petersburg, Fla.; PEN—Pensacola, Fla.

**NEBRASKA (1-0)**

Dec. 11, 2021	ATL	W	99	68
---------------	-----	---	----	----

ATL—Atlanta, Ga.

**NEHI REDS (1-0)**

Dec. 17, 1938	H	W	41	36
---------------	---	---	----	----

**NEWBERRY (1-0)**

Feb. 24, 1922	ATL%	W	32	21
---------------	------	---	----	----

%Southern Conference Tournament; ATL—Atlanta, Ga.

**NEW MEXICO (2-0)**

Dec. 22, 2015	HONO	W	83	78
Nov. 25, 2019	BKLYN	W	84	59

HONO—Honolulu, Hawai'i; BKLYN—Brooklyn, N.Y.

**NEW MEXICO STATE (1-0)**

Mar. 21, 2019	SLC^	W	78	77
---------------	------	---	----	----

^NCAA Tournament; SLC—Salt Lake City, Utah

**NEW ORLEANS (1-0)**

Jan. 2, 2004	H	W	70	55
--------------	---	---	----	----

**NIAGARA (1-0)**

Nov. 13, 2009	H	W	69	65
---------------	---	---	----	----

**NICHOLLS (5-1)**

Nov. 30, 1993	H	L	76	79
Nov. 17, 1997	H	W	96	75
Nov. 24, 2004	H	W	92	78
Nov. 28, 2006	H	W	92	87
Nov. 25, 2011	H	W	78	57
Nov. 8, 2013	H	W	76	54

**NORFOLK STATE (2-0)**

Dec. 29, 1995	TALL	W	92	56
Nov. 10, 2017	H	W	102	74

TALL—Tallahassee, Fla.

**NORTH ALABAMA (5-0)**

Dec. 27, 1958	H	W	104	78
Dec. 1, 1959	H	W	95	69
Jan. 2, 1961	H	W	76	50
Jan. 3, 2015	H	W	82	61
Dec. 14, 2021	H	W	70	44

**NORTH CAROLINA (1-4)**

Feb. 27, 1922	ATL%	L	27	32
Feb. 26, 1927	ATL%	L	15	28
Feb. 28, 1932	ATL%	L	31	52
Mar. 22, 1985	BHAM^	L	56	62
Mar. 29, 2019	KC^	W	97	80

%Southern Conference Tournament; ^NCAA Tournament; ATL—Atlanta, Ga.; BHAM—Birmingham, Ala.; KC—Kansas City, Mo.

**NC STATE (4-6)**

Feb. 5, 1926	A	L	36	43
Feb. 26, 1926	ATL%	L	26	32
Jan. 12, 1931	H	W	30	28
Feb. 26, 1932	ATL%	W	34	33
Dec. 17, 1969	A	L	69	76
Dec. 5, 1970	H	W	91	85
Dec. 27, 1975	A	L	74	79
Nov. 22, 2009	DAY	L	58	60
Dec. 19, 2018	A	L	71	78
Dec. 19, 2019	H	W	79	73

%Southern Conference Tournament; ATL—Atlanta, Ga.; DAY—Daytona Beach, Fla.

**NORTH FLORIDA (3-0)**

Dec. 17, 2011	H	W	84	71
Nov. 11, 2016	H	W	83	66
Dec. 29, 2018	H	W	95	49

**NORTH TEXAS (1-0)**

Jan. 2, 2003	H	W	90	65
--------------	---	---	----	----

**NORTHERN IOWA (0-1)**

Nov. 29, 2008	HE	L	61	67
---------------	----	---	----	----

HE—Hoffman Estates, Ill.

**NORTHWESTERN (1-0)**

Nov. 23, 2022	CAN	W	43	42
---------------	-----	---	----	----

CAN—Cancun, Mexico

**NORTHWESTERN STATE (1-1)**

Nov. 15, 2013	H	L	92	111
Nov. 27, 2015	H	W	119	81

**OGLETHORPE (4-0)**

Jan. 28, 1938	H	W	46	43
Jan. 29, 1938	H	W	49	14
Feb. 12, 1948	H	W	55	23
Feb. 13, 1948	H	W	65	31

**OHIO (1-0)**

Dec. 8, 1990	H	W	75	65
--------------	---	---	----	----

**OHIO STATE (0-1)**

Mar. 18, 1999	KNOX^	L	64	72
---------------	-------	---	----	----

^NCAA Tournament; KNOX—Knoxville, Tenn.

**OKLAHOMA (2-1)**

Dec. 15, 1978	STP	W	78	70
Mar. 19, 1988	ATL^	L	87	1077
<b>Dec. 21, 2016</b>	<b>UNCA</b>	<b>W</b>	<b>74</b>	<b>70</b>
Jan. 29, 2022	H	W	86	68

^NCAA Tournament; STP—St. Petersburg, Fla.; ATL—Atlanta, Ga.; UNCA—Uncasville, Conn.

***Bold Italic - wins vacated by NCAA Committee on Infractions (Auburn during the 2016-17 season)***

**OKLAHOMA CITY (0-2)**

Dec. 20, 1955	A	L	58	76
Dec. 28, 1967	A	L	68	78

**OKLAHOMA STATE (2-2)**

Dec. 10, 1977	HUNT	W	112	94
Mar. 13, 1999	INDY^	W	81	74
Nov. 24, 2006	SOPA	L	65	66
Jan. 30, 2016	H	L	63	74

^NCAA Tournament; HUNT—Huntington, W. Va.; INDY—Indianapolis, Ind.; SOPA—So. Padre Island, Texas

**OLD DOMINION (2-1)**

Dec. 30, 1970	A	L	76	89
Dec. 28, 1992	H	W	96	85
Dec. 18, 1993	A	W	101	87

**ORAL ROBERTS (1-1)**

Feb. 13, 1978	H	W	82	78
Jan. 8, 1979	A	L	62	63

**OREGON (1-0)**

Dec. 16, 2000	LV	W (OT)	101	97
---------------	----	--------	-----	----

LV—Las Vegas, Nev.

**OREGON STATE (1-0)**

Nov. 26, 2014	LV	W	71	69
---------------	----	---	----	----

LV—Las Vegas, Nev.

**PARATROOPER INFANTRY 507 (0-1)**

Jan. 15, 1943	H	L	30	40
---------------	---	---	----	----

**PENN (1-0)**

Dec. 11, 1999	BHAM	W	77	70
---------------	------	---	----	----

BHAM—Birmingham, Ala.

**PEPPERDINE (1-1)**

Dec. 12, 1997	PROVO	L	55	62
Dec. 22, 1999	SANJ	W	87	76

PROVO—Provo, Utah; SANJ—San Juan, P.R.

**PITTSBURGH (0-2)**

Dec. 4, 2005	A	L	41	78
Dec. 3, 2006	H	L	66	74

**PRESBYTERIAN (1-1)**

Jan. 22, 2008	H	W	78	65
Dec. 18, 2010	H	L	59	62



**PROVIDENCE (1-0)**

Nov. 26, 2000 KC W 80 69

KC—Kansas City, Mo.

**PUERTO RICO-MAYAGUEZ (2-0)**

Dec. 20, 1999 A W 109 52  
Dec. 20, 2002 A W 94 64

**PURDUE (1-2)**

Mar. 14, 1985 SB<sup>^</sup> W 59 58  
Mar. 20, 2001 A+ L 61 79  
Nov. 23, 2016 CAN L 71 96

<sup>^</sup>NCAA Tournament; +National Invitation Tournament; SB—South Bend, Ind.; CAN—Cancun, Mexico

**RADFORD (1-0)**

Dec. 12, 1984 H W 79 57

**RHODE ISLAND (0-1)**

Nov. 25, 2012 H L (2OT) 72 78

**RICE (3-1)**

Dec. 21, 1955 A L (2OT) 80 82  
Dec. 8, 1956 BHAM W 88 68  
Dec. 17, 1964 A W 94 71  
Dec. 2, 1965 H W 91 74

BHAM—Birmingham, Ala.

**RICHMOND (3-1)**

Dec. 1, 1976 H W 86 63  
Dec. 12, 1978 A W 84 72  
Mar. 15, 1984 CHAR<sup>^</sup> L 71 72  
Nov. 26, 2019 BKLYN W 79 65

<sup>^</sup>NCAA Tournament; CHAR—Charlotte, N.C.; BKLYN—Brooklyn, N.Y.

**ROBERT MORRIS (1-0)**

Nov. 24, 2000 KC W 89 71

KC—Kansas City, Mo.

**RUTGERS (4-2)**

Dec. 19, 1967 TAM W 70 62  
Dec. 29, 1976 LOU W 78 75  
Nov. 27, 1998 HON W 70 55  
Nov. 24, 2001 A L 56 57  
Dec. 8, 2002 H W 82 70  
Dec. 11, 2010 PIT L 54 63

TAM—Tampa, Fla.; LOU—Louisville, Ky.; HON—Honolulu, Hawai'i; PIT—Pittsburgh, Pa.

**ST. BONAVENTURE (0-1)**

Dec. 18, 1967 TAM L 73 77

TAM—Tampa, Fla.

**ST. JOHN'S (1-0)**

Mar. 16, 1986 LB<sup>^</sup> W 81 65

<sup>^</sup>NCAA Tournament; LB—Long Beach, Calif.

**SAINT JOSEPH'S (3-0)**

Dec. 18, 1956 CHAR W 66 64  
Mar. 21, 2003 TAM<sup>^</sup> W (OT) 65 63  
Nov. 26, 2020 FTM W (OT) 96 91

<sup>^</sup>NCAA Tournament; CHAR—Charlotte, N.C.; TAM—Tampa, Fla.; FTM—Fort Myers, Fla.

**SAINT LOUIS (4-0)**

Dec. 19, 1969 NASH W 70 66  
Dec. 14, 2019 BIRM W 67 61  
Dec. 18, 2021 A W 74 70  
Nov. 27, 2022 H W 65 60

NASH—Nashville, Tenn.; BIRM—Birmingham, Ala.

**SAINT PETER'S (1-0)**

Nov. 28, 2018 H W 99 49

**SAMFORD (22-2)**

Dec. 6, 1925 A W 32 16  
Jan. 11, 1926 H W 35 21  
Jan. 27, 1940 H L 33 37  
Feb. 10, 1941 H W 35 21  
Feb. 28, 1948 H W 33 32  
Dec. 3, 1948 A W 57 30  
Dec. 2, 1949 A W 59 36  
Dec. 10, 1949 H W 73 49  
Dec. 1, 1950 A W 70 57  
Dec. 13, 1950 H W 70 53  
Nov. 30, 1951 A W 69 39  
Dec. 5, 1951 H W 88 51  
Dec. 2, 1952 H W 80 52  
Dec. 6, 1952 A W 80 74  
Dec. 5, 1953 A W (OT) 70 63  
Jan. 5, 1954 H W 84 56  
Jan. 5, 1955 H W 98 77  
Dec. 10, 1955 H W 97 54  
Jan. 2, 1957 H W 101 70  
Dec. 30, 1957 H W 106 47  
Dec. 7, 1959 H W 104 57  
Dec. 4, 1962 H W 69 50  
Dec. 3, 1963 H W 102 44  
Nov. 19, 2010 H L 68 79

**SAM HOUSTON STATE (0-1)**

Dec. 20, 2009 H L 89 107

**SAN DIEGO (1-0)**

Mar. 12, 1987 INDY<sup>^</sup> W 62 61

<sup>^</sup>NCAA Tournament; INDY—Indianapolis, Ind.

**SAN JOSE STATE (1-0)**

Dec. 11, 1987 CHAM W 70 65

CHAM—Champaign, Ill.

**SELMA YMCA (1-0)**

Jan. 24, 1913 A W 29 15

**SETON HALL (0-1)**

Dec. 2, 2011 A<sup>\*</sup> L 59 81

<sup>\*</sup>Big East-SEC Challenge (Newark, N.J., Prudential Center)

**SEWANEE (26-1)**

Feb. 11, 1927 H W 46 15  
Feb. 18, 1927 A W 35 28  
Jan. 10, 1935 A L 18 19

Feb. 14, 1935 H W 28 13  
Feb. 15, 1935 H W 33 24  
Jan. 10, 1936 A W 25 23  
Jan. 11, 1936 A W 34 25  
Feb. 10, 1936 H W 41 31  
Feb. 11, 1936 H W 42 18  
Jan. 15, 1937 A W 41 34  
Jan. 16, 1937 A W 34 29  
Feb. 8, 1937 H W 39 32  
Feb. 9, 1937 H W 36 16  
Jan. 14, 1938 A W 36 31  
Jan. 15, 1938 A W 38 19  
Jan. 13, 1939 H W 41 31  
Jan. 14, 1939 H W 38 27  
Feb. 17, 1939 A W 34 27  
Feb. 18, 1939 A W 39 28  
Jan. 12, 1940 A W 51 32  
Jan. 13, 1940 A W 64 32  
Feb. 16, 1940 H W 46 30  
Feb. 17, 1940 H W 63 34  
Jan. 10, 1941 H W 36 24  
Jan. 11, 1941 H W 39 25  
Feb. 14, 1941 A W 39 28  
Feb. 15, 1941 A W 46 31

**SLIPPERY ROCK (1-0)**

Dec. 20, 1991 PEN W 93 66

PEN—Pensacola, Fla.

**SMU (0-4)**

Dec. 29, 1948 OKC L 41 59  
Dec. 19, 1957 A L 65 75  
Dec. 20, 1963 A L 70 84  
Dec. 19, 1975 ELP L 85 87

ELP—El Paso, Texas; OKC—Oklahoma City, Okla.

**SOUTH ALABAMA (8-4)**

Dec. 1, 1972 H L 64 68  
Dec. 9, 1983 A L 73 95  
Nov. 27, 1987 BHAM W 120 67  
Dec. 21, 1991 PEN L 87 107  
Dec. 12, 1995 A W 59 50  
Dec. 18, 1996 H W 60 51  
Dec. 1, 2000 H L 66 68  
Dec. 18, 2001 H W 73 58  
Dec. 6, 2006 H W 82 71  
Nov. 6, 2018 H W 101 58  
Nov. 12, 2019 A W 70 69  
Dec. 4, 2020 H W 90 81

BHAM—Birmingham, Ala.; PEN—Pensacola, Fla.

**SOUTH CAROLINA (30-19)**

Feb. 11, 1930 H W 30 22  
Jan. 6, 1931 H W 39 21  
Jan. 24, 1931 A W 36 16  
Jan. 8, 1935 A L 34 35  
Jan. 9, 1935 A L 26 42  
Dec. 29, 1951 CHAR L 67 70  
Nov. 30, 1968 A L 49 51  
Dec. 1, 1969 H L 64 86  
Dec. 3, 1970 A L 69 86  
Dec. 1, 1971 H L 63 84  
Jan. 22, 1992 H W 85 68  
Jan. 16, 1993 A W 83 81  
Feb. 16, 1994 H W 88 70  
Feb. 15, 1995 A W 80 78  
Mar. 9, 1995 ATL<sup>\*</sup> W 81 66  
Feb. 7, 1996 H W 84 73  
Jan. 4, 1997 A L 56 66  
Jan. 24, 1998 H L 56 61  
Feb. 3, 1999 A W 76 48  
Jan. 19, 2000 H W 65 61  
Mar. 11, 2000 ATL<sup>\*</sup> W (OT) 77 72  
Jan. 20, 2001 A W 60 57  
Feb. 23, 2002 H W 50 46  
Jan. 15, 2003 A W 67 60  
Jan. 14, 2004 H L (OT) 51 53

Feb. 12, 2005	A	W	74	71
Mar. 4, 2006	H	L	63	67
Jan. 31, 2007	A	W	80	75
Mar. 1, 2008	H	L	63	69
Jan. 10, 2009	A	L	56	68
Jan. 9, 2010	H	L	71	80
Jan. 29, 2011	A	W	79	64
Jan. 21, 2012	H	W	63	52
Jan. 12, 2013	A	W	74	71
Feb. 5, 2014	A	W	79	74
Feb. 26, 2014	H	W	83	67
Mar. 12, 2014	ATL*	L	56	74
Jan. 17, 2015	H	W	71	68
Jan. 5, 2016	H	L	69	81
Jan. 24, 2017	A	L	69	98
Feb. 17, 2018	A	L	75	84
Mar. 3, 2018	H	W	79	70
Jan. 22, 2019	A	L	77	80
Mar. 15, 2019	NASH*	W	73	64
Jan. 22, 2020	H	W	80	67
Jan. 23, 2021	A	W	109	86
Jan. 4, 2022	A	W	81	66
Mar. 5, 2022	H	W	82	71
Jan. 21, 2023	A	W	81	66

\*SEC Tournament; CHAR—Charlotte, N.C.; ATL—Atlanta, Ga.; NASH—Nashville, Tenn.

### SERIES NOTES

- All Games at Auburn: Auburn leads 13-8
- All Games at Neville Arena: Auburn leads 6-1
- All Games at BEMC: South Carolina leads 7-5
- All Games at South Carolina: Auburn leads 14-9
- All Games at Colonial Life Arena: Auburn leads 9-4
- Bruce Pearl vs. South Carolina: 20-6
- Lamont Paris vs. Auburn: 0-1
- All Games at Neutral Sites: Auburn leads 3-2
- SEC Tournament Games: Auburn leads 3-1
- Current Series Streak: 6 by Auburn
- Longest Auburn Streak: 6 ('91-'92/'95-'96;'98-'99/'02-'03/'19-'23)
- Longest South Carolina Streak: 7 ('34-'35/'71-'72)

### SOUTH CAROLINA STATE (1-0)

Dec. 4, 2002	H	W	85	65
--------------	---	---	----	----

### USF (7-1)

Dec. 2, 1974	H	W	77	52
Dec. 13, 1975	A	W	79	78
Dec. 3, 1977	H	W	71	54
Dec. 15, 1979	A	W	74	56
Dec. 15, 2010	A	L	49	61
Dec. 14, 2011	H	W	52	40
Nov. 19, 2021	A	W	58	52
Nov. 11, 2022	H	W	67	59

### SOUTHEASTERN LOUISIANA (4-0)

Nov. 13, 1998	H	W	114	60
Dec. 2, 2002	H	W	77	47
Dec. 14, 2005	H	W	66	51
Dec. 31, 2008	H	W	77	65

### SOUTHERN (1-0)

Dec. 15, 2007	MOB	W	71	63
---------------	-----	---	----	----

MOB—Mobile, Ala.

### USC (0-3)

Dec. 15, 1972	A	L	66	73
Dec. 29, 1977	NO	L	74	85
Dec. 18, 2022	A	L	71	74

NO—New Orleans, La.

### SOUTHERN ILLINOIS (1-0)

Dec. 9, 1977	HUNT	W	66	65
--------------	------	---	----	----

HUNT—Huntington, W. Va.

### SIUE (1-0)

Nov. 25, 1991	H	W	109	86
---------------	---	---	-----	----

### SOUTHERN MISS (14-2)

Dec. 14, 1963	H	W	80	74
Dec. 27, 1968	MOB	W	73	70
Dec. 29, 1989	PEN	L	73	84
Dec. 14, 1991	H	W	93	78
Feb. 22, 1993	A	W	81	75
Feb. 22, 1994	H	W	89	73
Feb. 22, 1995	A	W	81	79
Nov. 21, 1997	H	W	83	70
Mar. 11, 1998	H+	W	77	62
Dec. 30, 1999	H	W	56	50
Dec. 30, 2000	H	W	73	69
Dec. 29, 2001	H	W	64	55
Dec. 30, 2002	H	W	92	46
Dec. 30, 2003	H	W	78	60
Jan. 4, 2006	H	W	80	57
Jan. 2, 2007	A	L	54	56

+National Invitation Tournament; MOB—Mobile, Ala.; PEN—Pensacola, Fla.

### SPRING HILL (7-1)

Feb. 22, 1921	H	W	41	32
Jan. 6, 1939	H	W	30	22
Jan. 7, 1939	H	W	44	23
Dec. 14, 1939	H	W	37	34
Dec. 15, 1939	H	L	33	34
Jan. 3, 1941	H	W	35	30
Jan. 4, 1941	H	W	46	34
Dec. 19, 1962	H	W	71	51

### STANFORD (0-1)

Nov. 27, 1999	ANA	L	58	67
---------------	-----	---	----	----

ANA—Anaheim, Calif.

### STETSON (3-1)

Dec. 2, 1981	H	W	60	59
Dec. 6, 1982	A	L	58	59
Nov. 24, 1984	H	W	92	50
Dec. 14, 1985	DB	W	77	54

DB—Daytona Beach, Fla.

### STONY BROOK (1-0)

Jan. 2, 2000	H	W	100	45
--------------	---	---	-----	----

### SYRACUSE (1-1)

Mar. 28, 2003	ALB*	L	78	79
Nov. 26, 2021	BAHA	W	89	68

BAHA—Paradise Island, Bahamas

### TALLADEGA ATHLETIC CLUB (0-1)

Feb. 3, 1916	L		4	31
--------------	---	--	---	----

### TEMPLE (2-3)

Dec. 30, 1977	NO	L	73	74
Nov. 11, 1997	ALB	L	42	68
Nov. 19, 2004	A	W	80	78
Dec. 18, 2005	H	W	73	42
Nov. 17, 2017	CHAR	L	74	88

NO—New Orleans, La.; ALB—Albuquerque, N.M.; CHAR—Charleston, S.C.

### TENNESSEE (45-80)

Feb. 15, 1927	A	L	23	24
Jan. 29, 1928	H	W	63	14
Jan. 25, 1930	H	L	18	33
Mar. 1, 1934	ATL*	L	26	43
Feb. 1, 1935	A	L	27	48
Mar. 1, 1936	A*	L	25	43
Mar. 3, 1939	A*	L	35	49
Jan. 31, 1941	H	L	33	51
Jan. 23, 1942	A	L	23	43
Jan. 29, 1943	A	L	23	57
Feb. 29, 1945	LOU*	L	26	56
Jan. 11, 1947	H	L	30	66
Feb. 3, 1947	H	L	27	63
Jan. 8, 1951	A	W	63	59
Feb. 9, 1952	H	W	60	55
Jan. 26, 1953	A	L	70	72
Mar. 1, 1954	H	L	86	92
Dec. 18, 1954	MONT	W	73	64
Feb. 28, 1955	A	L	77	86
Feb. 25, 1956	H	L	87	91
Feb. 23, 1957	A	L	75	85
Feb. 22, 1958	H	W	72	66
Feb. 23, 1959	A	L	55	56
Feb. 22, 1960	H	W	72	63
Feb. 25, 1961	A	W	41	38
Feb. 24, 1962	H	W	60	51
Feb. 25, 1963	A	L	47	55
Feb. 24, 1964	H	L	62	68
Feb. 22, 1965	A	L	38	69
Jan. 17, 1966	H	W	51	47
Dec. 16, 1966	A	L	49	73
Feb. 25, 1967	H	L	45	54
Feb. 24, 1968	A	W	53	52
Mar. 3, 1968	H	L (OT)	54	63
Feb. 1, 1969	A	L	59	64
Mar. 1, 1969	H	W	71	60
Jan. 31, 1970	H	W	61	55
Feb. 28, 1970	A	W	77	64
Jan. 30, 1971	A	L	68	90
Feb. 27, 1971	H	L	71	76
Feb. 5, 1972	H	L	67	76
Mar. 4, 1972	A	L	70	80
Feb. 3, 1973	A	L	74	82
Mar. 5, 1973	H	L	72	80
Jan. 5, 1974	H	L	77	89
Feb. 4, 1974	A	L	80	88
Jan. 4, 1975	A	L	81	96
Feb. 3, 1975	H	W	62	59
Jan. 19, 1976	A	L	78	83
Feb. 16, 1976	H	W	73	72
Jan. 8, 1977	A	L	79	87
Feb. 5, 1977	H	L	83	93
Jan. 4, 1978	A	L	76	80
Mar. 6, 1978	H	W	107	94
Feb. 7, 1979	A	L	62	73
Feb. 24, 1979	H	L	55	60
Mar. 2, 1979	BHAM*	L	64	75
Dec. 12, 1979	A	L	58	61
Feb. 23, 1980	H	L	63	72
Dec. 3, 1980	H	W	75	65
Feb. 28, 1981	A	L	63	75
Dec. 12, 1981	A	L	79	86
Feb. 27, 1982	H	W	56	54
Jan. 24, 1983	H	L	77	80
Feb. 22, 1983	A	L	74	82
Jan. 24, 1984	A	W	79	72
Feb. 20, 1984	H	L	54	57
Mar. 9, 1984	NASH*	W	60	58
Jan. 9, 1985	A	L	74	86
Feb. 9, 1985	H	W	75	60
Jan. 8, 1986	H	W	59	45
Feb. 8, 1986	A	L	79	80
Jan. 14, 1987	H	W	66	56
Feb. 14, 1987	A	L	84	103
Jan. 20, 1988	A	L	64	75
Feb. 20, 1988	H	W	73	68
Jan. 4, 1989	H	L	73	84
Feb. 4, 1989	A	L	72	89
Jan. 3, 1990	A	L	70	72
Feb. 3, 1990	H	W	89	83
Jan. 19, 1991	A	W	67	63
Feb. 19, 1991	H	W	74	65
Jan. 25, 1992	A	L	74	82

Jan. 20, 1993	H	W	88	75
Mar. 11, 1993	LEX*	L	76	78
Jan. 22, 1994	A	L	85	92
Jan. 18, 1995	H	W	61	57
Jan. 3, 1996	A	L	62	66
Jan. 15, 1997	H	W	43	35
Mar. 6, 1997	MEM*	W	67	54
Jan. 7, 1998	A	W	74	69
Jan. 2, 1999	H	W	90	62
Jan. 25, 2000	A	L	76	105
Jan. 6, 2001	H	L (2OT)	88	96
Mar. 8, 2001	NASH*	L	66	73
Jan. 27, 2002	A	L	59	82
Feb. 1, 2003	H	L	57	60
Mar. 14, 2003	NO*	W	66	53
Feb. 28, 2004	A	L	69	75
Jan. 29, 2005	H	W	62	59
Feb. 15, 2006	A	L	89	105
Jan. 17, 2007	H	W	83	80
Feb. 20, 2008	A	L	70	89
Feb. 7, 2009	H	W	78	77
Mar. 14, 2009	TAM*	L	85	94
Jan. 14, 2010	A	L	55	81
Feb. 3, 2011	H	L	56	69
Jan. 28, 2012	A	L	49	64
Mar. 6, 2013	H	L	75	82
Jan. 15, 2014	A	L	67	78
Mar. 5, 2014	H	L	54	82
Jan. 31, 2015	A	L	63	71
Jan. 2, 2016	H	W	83	77
Feb. 9, 2016	A	L	45	71
Mar. 9, 2016	NASH*	L	59	97
Jan. 31, 2017	H	L	77	87
Jan. 2, 2018	A	W	94	84
Mar. 9, 2019	H	W	84	80
Mar. 17, 2019	NASH*	W	84	64
Feb. 22, 2020	H	W	73	66
Mar. 7, 2020	A	W	85	63
Feb. 27, 2021	H	W	77	72
Feb. 26, 2022	A	L	62	67
Feb. 4, 2023	A	L	43	46
Mar. 4, 2023	H	W	79	70

\*SEC Tournament; ATL—Atlanta, Ga.; LOU—Louisville, Ky.; MONT—Montgomery, Ala.; BHAM—Birmingham, Ala.; NASH—Nashville, Tenn.; LEX—Lexington, Ky.; MEM—Memphis, Tenn.; NO—New Orleans, La.; TAM—Tampa, Fla.

### SERIES NOTES

**All Games at Auburn:** Auburn leads 31-24  
**All Games at Neville Arena:** Auburn leads 5-4  
**All Games at BEMC:** Auburn leads 19-12  
**All Games at Tennessee:** Tennessee leads 49-9  
**All Games at Thompson-Boling Arena:** Tennessee leads 19-4  
**Bruce Pearl vs. Tennessee:** 8-6  
**Rick Barnes vs. Auburn:** 5-8  
**All Games at Neutral Sites:** Tennessee leads 6-5  
**SEC Tournament Games:** Tennessee leads 8-4  
**Current Series Streak:** 1 by Auburn  
**Longest Auburn Streak:** 6 (\*18-Present)  
**Longest Tennessee Streak:** 11 (\*29-'30/'46-'47)

### UT CHATTANOOGA (2-2)

Feb. 16, 1927	A	L	34	39
Jan. 2, 1962	H	W	67	47
Dec. 17, 1962	H	W	79	37
Dec. 29, 1991	A	L	75	87

### UT MARTIN (2-0)

Dec. 7, 1987	H	W	99	77
Mar. 18, 2009	H+	W	87	82

+National Invitation Tournament

### TENNESSEE STATE (2-0)

Dec. 19, 2006	H	W	86	59
Nov. 26, 2014	H	W	78	73

### TENNESSEE TECH (4-1)

Dec. 8, 1980	H	W	77	62
Dec. 7, 1981	A	W	88	61
Dec. 4, 1982	H	W	74	65
Dec. 21, 1989	HUNTS	L	70	72
Dec. 18, 2012	H	W	81	62

HUNTS—Huntsville, Ala.

### TEXAS (1-1)

1910-11		W	45	27
Dec. 16, 1955	MONT	L	76	83

MONT—Montgomery, Ala.

### TEXAS A&M (6-15)

Dec. 22, 1961	HOU	L	50	62
Dec. 17, 1990	H	W	95	71
Dec. 4, 1991	A	W	86	83
Dec. 22, 2005	A	L	67	72
Dec. 22, 2006	H	L	58	87
Feb. 20, 2013	H	L	56	65
Mar. 13, 2013	NASH*	L	62	71
Mar. 8, 2014	A	W	69	64
Jan. 27, 2015	H	L	61	71
Feb. 28, 2015	A	L	55	80
Mar. 12, 2015	NASH*	W	66	59
Mar. 1, 2016	H	L	63	81
Feb. 18, 2017	A	L	62	81
Feb. 7, 2018	H	L	80	81
Jan. 16, 2019	A	W	85	66
Mar. 4, 2020	H	L	75	78
Jan. 2, 2021	A	L	66	68
Feb. 12, 2022	H	W	75	58
Mar. 11, 2022	TAM*	L	62	67
Jan. 25, 2023	H	L	63	79
Feb. 7, 2023	A	L	78	83

\*SEC Tournament; HOU—Houston, Texas; NASH—Nashville, Tenn.; TAM—Tampa, Fla.

### SERIES NOTES

**All Games at Auburn:** Texas A&M leads 7-2  
**All Games at Auburn Arena:** Texas A&M leads 6-1  
**All Games at BEMC:** Tied 1-1  
**All Games at Texas A&M:** Texas A&M leads 5-3  
**All Games at Reed Arena:** Texas A&M leads 5-2  
**Bruce Pearl vs. Texas A&M:** 5-1  
**Buzz Williams vs. Auburn:** 5-1  
**All Games at Neutral Sites:** Texas A&M leads 3-1  
**SEC Tournament Games:** Texas A&M leads 2-1  
**Current Series Streak:** 3 by Texas A&M  
**Longest Auburn Streak:** 2 (\*90-'91)  
**Longest Texas A&M Streak:** 4 (\*05-'13)

### TEXAS A&M-CORPUS CHRISTI (1-0)

Jan. 2, 2008	H	W	76	58
--------------	---	---	----	----

### TCU (2-1)

Dec. 13, 1957	BHAM	W	75	63
Dec. 28, 1966	MOB	W	80	79
Dec. 1, 1996	HILO	L	66	86
Jan. 28, 2017	A	W	88	80

BHAM—Birmingham, Ala.; MOB—Mobile, Ala.; HILO—Hilo, Hawaii

*Bold Italic - wins vacated by NCAA Committee on Infractions (Auburn during the 2016-17 season)*

### UTPA (1-0)

Jan. 27, 2009	H	W	66	63
---------------	---	---	----	----

### TEXAS SOUTHERN (5-0)

Dec. 10, 1988	H	W	109	81
Nov. 24, 1990	H	W	85	77
Dec. 23, 2014	H	W	61	60
Dec. 15, 2021	H	W	80	63
Nov. 18, 2022	H	W	72	56

### TEXAS TECH (2-2)

Dec. 14, 1962	H	W	86	57
Dec. 19, 1963	A	L	71	83
Dec. 3, 2014	A	L	44	46
Nov. 22, 2016	CAN	W	67	65

CAN—Cancun, Mexico

### TEXAS WESLEYAN (1-0)

Dec. 3, 1979	H	W	90	51
--------------	---	---	----	----

### TOLEDO (0-2)

Nov. 25, 2000	KC	L (2OT)	90	95
Dec. 22, 2004	CARO	L	65	68

KC—Kansas City, Mo.; CARO—Carolina, Puerto Rico

### TOWSON (2-0)

Dec. 1, 1980	H	W	87	63
Dec. 29, 2007	H	W	79	59

### TROY (11-1)

1948-49	H	W	69	44
Dec. 13, 1949	H	W	77	40
Nov. 27, 1950	H	W	96	57
Nov. 27, 1951	H	W	83	58
Dec. 5, 1959	H	W	72	46
Dec. 11, 1991	H	W	141	116
Dec. 9, 1993	H	W	113	86
Dec. 14, 1994	H	W	95	71
Dec. 22, 2002	CAG	W	94	66
Nov. 10, 2006	H	W	71	68
Dec. 4, 2009	H	L	77	81
Dec. 19, 2021	H	W	77	41

CAG—Caguas, Puerto Rico

### TULANE (33-25)

Jan. 19, 1906	H	W	27	7
1906-07		W	35	15
Jan. 18, 1909	H	W	29	15
Jan. 25, 1924		L	19	32
Jan. 26, 1924		L	22	27
Jan. 5, 1925	A	L	18	33
Jan. 6, 1925	A	L	31	45
Jan. 29, 1926	A	L	30	33
Jan. 30, 1926	A	L	31	52
Jan. 28, 1927	A	W	42	33
Jan. 29, 1927	A	W	35	12
Jan. 30, 1927	H	W	50	11
Feb. 1, 1927	H	W	33	30
Jan. 27, 1928	A	W	32	17
Jan. 28, 1928	A	W	49	31
Feb. 8, 1929	H	L	35	48
Feb. 9, 1929	H	W	40	25
Feb. 11, 1930	A	L	40	45
Feb. 12, 1930	A	L	37	41
Feb. 6, 1931	H	W	44	22
Feb. 7, 1931	H	W	51	35
Feb. 5, 1932	A	L	21	26
Feb. 6, 1932	A	W	42	37
Feb. 3, 1933	H	W	22	19
Feb. 4, 1933	H	L	18	35
Feb. 3, 1934	A	L	18	34
Feb. 4, 1934	A	L	20	30
Mar. 2, 1939	KNOX*	W	43	30
Jan. 24, 1941	H	W	45	41
Feb. 17, 1942	A	L	41	50
Feb. 27, 1942	LOU*	W	45	36

Table with 5 columns: Date, H, L, and two numerical columns. Rows include dates from Feb. 8, 1943 to Jan. 3, 2009.

\*SEC Tournament; +National Invitation Tournament; KNOX—Knoxville, Tenn.; LOU—Louisville, Ky.; A1—New Orleans, La.

TULSA (2-1)

Table with 5 columns: Date, ELP, W, and two numerical columns. Rows include dates from Dec. 20, 1975 to Nov. 24, 2014.

+National Invitation Tournament; ELP—El Paso, Texas; LV—Las Vegas, Nev.

TUSKEGEE (1-0)

Table with 5 columns: Date, H, W, and two numerical columns. Row includes date Dec. 17, 2008.

UAB (11-10)

Table with 5 columns: Date, BJCC, W, L(OT), and two numerical columns. Rows include dates from Nov. 26, 1982 to Dec. 15, 2018.

UCF (5-2)

Table with 5 columns: Date, A, W, L, and two numerical columns. Rows include dates from Dec. 22, 1985 to Dec. 1, 2021.

DAY—Daytona Beach, Fla.

UNC ASHEVILLE (3-1)

Table with 5 columns: Date, H, W, L(OT), and two numerical columns. Rows include dates from Dec. 3, 1998 to Dec. 4, 2018.

UNLV (1-4)

Table with 5 columns: Date, HOU, W, L, and two numerical columns. Rows include dates from Mar. 20, 1986 to Dec. 12, 2004.

\*NCAA Tournament; HOU—Houston, Texas

USC UPSTATE (2-0)

Table with 5 columns: Date, H, W, and two numerical columns. Rows include dates from Dec. 21, 2010 to Nov. 29, 2016.

UNC WILMINGTON (1-1)

Table with 5 columns: Date, A, L, W, and two numerical columns. Rows include dates from Dec. 19, 1992 to Nov. 28, 1993.

UTAH (1-0)

Table with 5 columns: Date, A, W, and two numerical columns. Row includes date Dec. 29, 1982.

UTEP (0-3)

Table with 5 columns: Date, A, L, HAW, and two numerical columns. Rows include dates from Dec. 21, 1973 to Dec. 25, 2011.

HAW—Honolulu, Hawai'i

VANDERBILT (56-90)

Table with 5 columns: Date, A, W, L, and two numerical columns. Rows include dates from Jan. 28, 1921 to Feb. 5, 1955.

Table with 5 columns: Date, H, W, L, and two numerical columns. Rows include dates from Feb. 27, 1956 to Jan. 6, 2007.

Feb. 2, 2008	A	L	71	78
Mar. 13, 2008	ATL*	L	82	93
Jan. 31, 2009	H	L	75	82
Jan. 23, 2010	A	L	74	82
Feb. 19, 2011	H	L	60	77
Jan. 7, 2012	A	L	35	65
Jan. 23, 2013	A	L	61	73
Mar. 2, 2013	H	L	55	62
Feb. 22, 2014	H	L	59	67
Jan. 6, 2015	A	L	52	64
Jan. 12, 2016	A	L	57	75
Feb. 13, 2016	H	L	57	86
Jan. 4, 2017	A	L	61	80
Feb. 3, 2018	H	W	93	81
Feb. 16, 2019	A	W	64	53
Jan. 8, 2020	H	W	83	79
Feb. 9, 2021	A	W	73	67
Feb. 16, 2022	H	W	94	80
Feb. 18, 2023	A	L	65	67

\*SEC Tournament; LOU—Louisville, Ky.; BHAM—Birmingham, Ala.; MEM—Memphis, Tenn.; NO—New Orleans, La.; ATL—Atlanta, Ga.; NASH—Nashville, Tenn.

### SERIES NOTES

**All Games at Auburn:** Vanderbilt leads 36-32  
**All Games at Auburn Arena:** Vanderbilt leads 4-3  
**All Games at BEMC:** Vanderbilt leads 18-15  
**All Games at Vanderbilt:** Vanderbilt leads 51-18  
**All Games at Memorial Gym:** Vanderbilt leads 39-15  
**Bruce Pearl vs. Vanderbilt:** 13-9  
**Jerry Stackhouse vs. Auburn:** 1-3  
**All Games at Neutral Sites:** Auburn leads 5-2  
**SEC Tournament Games:** Auburn leads 6-2  
**Current Series Streak:** 1 by Vanderbilt  
**Longest Auburn Streak:** 6 ('83-'84/'85-'86)  
**Longest Vanderbilt Streak:** 13 ('32-'33/'39-'40/'08-'17)

### VCU (4-1)

Mar. 3, 1975	H	W	117	72
Dec. 16, 1976	A	W	109	59
Dec. 21, 1984	CHAT	L	59	78
Dec. 5, 1987	H	W	93	80
Dec. 20, 1988	A	W	85	79

CHAT—Chattanooga, Tenn.

### VILLANOVA (2-2)

Dec. 28, 1983	JACK	W	95	83
Dec. 29, 1987	ATL	W	65	64
Dec. 28, 1988	ORL	L	83	84
Dec. 27, 1990	NO	L	71	88

JACK—Jacksonville, Fla.; ATL—Atlanta, Ga.; ORL—Orlando, Fla.; NO—New Orleans, La.

### VIRGINIA (4-4)

1919-20	A	W	27	21
Feb. 18, 1925	ATL&	L	27	29
Feb. 27, 1931	ATL&	W	33	26
Dec. 8, 2001	BHAM	L	72	77
Dec. 3, 2004	RICH	L	87	89
Dec. 20, 2008	A	W	58	56
Dec. 7, 2009	H	W	68	67
Apr. 6, 2019	MINN^	L	62	63

&Southern Conference Tournament; \*NCAA Tournament; ATL—Atlanta, Ga.; BHAM—Birmingham, Ala.; RICH—Richmond, Va.; MINN—Minneapolis, Minn.

### VMI (0-2)

1919-20	A	L	19	45
Feb. 6, 1926	A	L	25	41

### VIRGINIA TECH (6-2)

1919-20	A	L	20	26
Feb. 25, 1927	ATL&	W	38	33
Dec. 16, 1960	BHAM	W	76	73
Dec. 16, 1961	BHAM	W	77	63
Dec. 29, 1967	OKC	W	76	61
Dec. 8, 1973	H	W	76	74
Dec. 14, 1974	A	L	82	83
Dec. 21, 1999	SANJ	W	73	63

&Southern Conference Tournament; ATL—Atlanta, Ga.; BHAM—Birmingham, Ala.; OKC—Oklahoma City, Okla.; SANJ—San Juan, Puerto Rico

### WAKE FOREST (4-3)

1907-08		W	38	13
Dec. 19, 1956	CHAR	L	48	58
Dec. 7, 1957	COL	W	78	66
Dec. 9, 1967	A	W	66	63
Dec. 6, 1969	H	L	81	95
Dec. 27, 1983	JACK	L	67	76
Mar. 23, 2003	TAM^	W	68	62

^ NCAA Tournament; CHAR—Charlotte, N.C.; COL—Columbus, Ga.; JACK—Jacksonville, Fla.; TAM—Tampa, Fla.

### WASHINGTON (2-0)

Nov. 9, 2018	H	W	88	66
Dec. 21, 2022	A	W	84	61

### WASHINGTON (ST. LOUIS) (0-1)

1947-48		L	29	59
---------	--	---	----	----

### WASHINGTON & LEE (1-1)

1919-20	A	L	10	34
Dec. 17, 1954	MONT	W	91	81

MONT—Montgomery, Ala.

### WEBER STATE (1-0)

Dec. 13, 1997	PROVO	W	63	58
---------------	-------	---	----	----

PROVO—Provo, Utah

### WEST ALABAMA (2-0)

1948-49		W	49	44
Dec. 1, 1960	H	W	90	50

### WEST FLORIDA (1-0)

Dec. 12, 1994	H	W	96	59
---------------	---	---	----	----

### WEST GEORGIA (1-0)

Jan. 5, 2010	H	W	96	72
--------------	---	---	----	----

### WEST POINT ATHLETIC CLUB (2-0)

1919-20	A	W	38	8
1922-23		W	25	18

### WEST VIRGINIA (2-3)

Dec. 29, 1984	A	W	59	58
Nov. 22, 1985	HART	L	58	75
Dec. 3, 1985	H	W	84	59
Dec. 5, 2007	BHAM	L	59	88
Jan. 28, 2023	A	L	77	80

HART—Hartford, Conn.; BHAM—Birmingham, Ala.

### WESTERN CAROLINA (4-0)

Dec. 4, 1973	H	W	95	85
Dec. 9, 1974	H	W	85	77
Dec. 3, 1975	A	W	88	76
Dec. 15, 1996	H	W	80	55

### WESTERN KENTUCKY (1-3)

Dec. 16, 1972	LA	L	72	87
Dec. 7, 1985	A	L	58	71
Dec. 1, 2002	NASH	L	70	89
Nov. 21, 2003	H	W	86	64

LA—Los Angeles, Calif.; NASH—Nashville, Tenn.

### WESTERN MICHIGAN (0-1)

Dec. 17, 2002	H	L	54	72
---------------	---	---	----	----

### WETUMPKA ATHLETIC CLUB (3-0)

1907-08	H	W	47	11
1909-10	H	W	56	12
Jan. 17, 1914	H	W	82	17

### WHITE'S BUSINESS COLLEGE (1-0)

1927-28	H	W	92	13
---------	---	---	----	----

### WILLIAM & MARY (0-1)

Dec. 29, 1981	DUR	L	48	58
---------------	-----	---	----	----

DUR—Durham, N.C.

### WINSTON-SALEM STATE (1-0)

Nov. 17, 2006	H	W	95	62
---------------	---	---	----	----

### WINTHROP (6-1)

Dec. 30, 1996	H	W	80	55
Mar. 11, 1999	INDY^	W	80	41
Dec. 29, 2005	H	W	64	62
DEC. 22, 2012	H	L	67	74
Dec. 17, 2014	H	W	80	62
Nov. 24, 2017	H	W	119	85
Nov. 15, 2022	H	W	89	65

^ NCAA Tournament; INDY—Indianapolis, Ind.

### WISCONSIN (0-1)

Nov. 25, 2006	SOPA	L	63	77
---------------	------	---	----	----

SOPAD—South Padre Island, Texas

### WOFFORD (6-2)

1922-23		W	42	19
1922-23		L	19	20
Dec. 19, 1995	H	W	73	56
Nov. 25, 1997	H	W	68	51
Dec. 15, 1998	H	W	79	51
Nov. 22, 2002	H	W	81	63
Dec. 5, 2004	H	L	78	85
Dec. 16, 2006	H	W	86	76

### WYOMING (1-0)

Dec. 19, 1958	BHAM	W	70	47
---------------	------	---	----	----

BHAM—Birmingham, Ala.

**XAVIER (5-5)**

Dec. 28, 1962	NO	W	64	57
Dec. 28, 1968	MOB	W	75	73
Dec. 29, 1970	NOR	W	86	73
Dec. 18, 1971	BHAM	L	60	71
Dec. 19, 1972	A	L	60	67
Jan. 6, 2008	H	L	57	80
Dec. 3, 2008	A	L	74	81
Dec. 20, 2014	H	W (2OT)	89	88
Dec. 19, 2015	A	L	61	85
Nov. 19, 2018	MAUI	W (OT)	88	79

NO—New Orleans, La.; MOB—Mobile, Ala.; NOR—Norfolk, Va.; BHAM—Birmingham, Ala.; MAUI—Maui, Hawai'i

**YALE (1-0)**

Dec. 4, 2021	H	W	86	64
--------------	---	---	----	----

**YOUNGSTOWN STATE (1-0)**

Dec. 8, 1983	MOB	W	78	52
--------------	-----	---	----	----

MOB—Mobile, Ala.

# YEAR-BY-YEAR COACHING RECORDS

Year	Coach	OVERALL				SEC			Finish
		Won	Lost	Tied	Pct.	Won	Lost	Pct.	
1905-06	Mike Donahue	5	1	1	.786				
1906-07	Mike Donahue	4	2		.667				
1907-08	Mike Donahue	6	5		.545				
1908-09	Mike Donahue	4	3		.571				
1909-10	Mike Donahue	11	6		.647				
1910-11	Mike Donahue	3	5		.375				
1911-12	Mike Donahue	2	6		.250				
1912-13	Mike Donahue	6	9		.400				
1913-14	Mike Donahue	3	10		.231				
1914-15	Mike Donahue	3	5		.375				
1915-16	Mike Donahue	3	5		.375				
1916-17	Mike Donahue	2	2		.500				
1917-18	Mike Donahue	2	3		.400				
1918-19	Mike Donahue	4	3		.571				
1919-20	Mike Donahue	11	7		.611				
1920-21	Mike Donahue	5	8		.385				
1921-22	Wilbur Hutsell	5	8		.385				
1922-23	Wilbur Hutsell	7	7		.500				
1923-24	Wilbur Hutsell	4	9		.308				
1924-25	Herb Bunker	3	11		.214				
1925-26	Mike Papke	5	10		.333				
1926-27	Mike Papke	13	6		.684				
1927-28	Mike Papke	20	2		.909				
1928-29	George Bohler	6	15		.286				
1929-30	Hal Lee	1	10		.091				
1930-31	Sam McAllister	9	6		.600				
1931-32	Sam McAllister	12	3		.800				
1932-33	Sam McAllister	4	9		.308	4	7	.364	9th
1933-34	Ralph Jordan	2	11		.154	2	9	.182	12th
1934-35	Ralph Jordan	4	13		.235	3	9	.250	11th
1935-36	Ralph Jordan	10	7		.588	7	4	.636	5th
1936-37	Ralph Jordan	11	4		.733	7	4	.636	4th
1937-38	Ralph Jordan	14	5		.737	6	3	.667	4th
1938-39	Ralph Jordan	16	6		.727	8	4	.667	5th
1939-40	Ralph Jordan	7	10		.412	6	7	.462	8th
1940-41	Ralph Jordan	13	6		.684	6	5	.545	7th
1941-42	Ralph Jordan	11	6		.647	9	5	.643	5th
1942-43	Bob Evans	1	14		.067	1	12	.083	11th
1943-44	No Team								
1944-45	Bob Evans	3	14		.176	2	6	.250	9th
1945-46	Ralph Jordan	7	9		.438	7	6	.538	5th
1946-47	V.J. Edney	3	18		.143	1	15	.063	12th
1947-48	Danny Doyle	12	10		.545	7	7	.500	4th
1948-49	Danny Doyle	9	15		.375	5	11	.313	10th
1949-50	Joel Eaves	17	7		.708	12	6	.667	3rd
1950-51	Joel Eaves	12	10		.545	6	8	.429	5th
1951-52	Joel Eaves	14	12		.538	6	8	.429	9th
1952-53	Joel Eaves	13	8		.619	6	7	.462	5th
1953-54	Joel Eaves	16	8		.667	8	6	.571	5th
1954-55	Joel Eaves	11	9		.550	6	8	.429	8th
1955-56	Joel Eaves	11	10		.523	8	6	.571	4th
1956-57	Joel Eaves	13	8		.619	8	6	.571	6th
1957-58	Joel Eaves	16	6		.727	11	3	.786	2nd
1958-59	Joel Eaves	20	2		.909	12	2	.857	2nd
1959-60	Joel Eaves	19	3		.864	12	2	.857	SEC Champs
1960-61	Joel Eaves	15	7		.682	8	6	.571	5th
1961-62	Joel Eaves	18	6		.750	11	3	.786	3rd
1962-63	Joel Eaves	18	4		.818	10	4	.714	2nd
1963-64	Bill Lynn	11	12		.478	6	8	.429	10th
1964-65	Bill Lynn	16	9		.640	11	5	.688	3rd
1965-66	Bill Lynn	16	10		.615	8	8	.500	7th

# WAREAGLE

2023-24 AUBURN MEN'S BASKETBALL

# YEAR-BY-YEAR COACHING RECORDS

# W A R E A G L E

Year	Coach	OVERALL				SEC			Finish
		Won	Lost	Tied	Pct.	Won	Lost	Pct.	
1966-67	Bill Lynn	17	8		.680	12	6	.667	4th
1967-68	Bill Lynn	13	13		.500	8	10	.444	6th
1968-69	Bill Lynn	15	10		.600	10	8	.556	4th
1969-70	Bill Lynn	15	11		.577	11	7	.611	3rd
1970-71	Bill Lynn	11	15		.423	8	10	.445	6th
1971-72	Bill Lynn	10	16		.385	6	12	.333	7th
1972-73	Bill Lynn	6	20		.222	4	14	.222	9th
1973-74	Bob Davis	10	16		.385	5	13	.278	9th
1974-75	Bob Davis	18	8		.692	12	6	.667	3rd
1975-76	Bob Davis	16	10		.615	11	7	.611	4th
1976-77	Bob Davis	13	13		.500	6	12	.333	7th
1977-78	Bob Davis	13	14		.481	8	10	.444	5th
1978-79	Sonny Smith	13	16		.448	5	13	.278	9th
1979-80	Sonny Smith	10	18		.357	5	13	.278	9th
1980-81	Sonny Smith	11	16		.407	4	14	.222	9th
1981-82	Sonny Smith	14	14		.500	7	11	.389	7th
1982-83	Sonny Smith	15	13		.536	8	10	.444	8th
1983-84	Sonny Smith	20	11		.645	12	6	.667	2nd
1984-85	Sonny Smith	22	12		.647	8	10	.444	7th
1985-86	Sonny Smith	22	11		.667	13	5	.722	2nd
1986-87	Sonny Smith	18	13		.581	9	9	.500	5th
1987-88	Sonny Smith	19	11		.633	11	7	.611	2nd
1988-89	Sonny Smith	9	19		.321	2	16	.111	10th
1989-90	Tommy Joe Eagles	13	18		.419	8	10	.444	6th
1990-91	Tommy Joe Eagles	13	16		.448	5	13	.278	7th
1991-92	Tommy Joe Eagles	12	15		.444	5	11	.313	5th-Western
1992-93	Tommy Joe Eagles	15	12		.556	8	8	.500	3rd-Western
1993-94	Tommy Joe Eagles	11	17		.393	3	13	.188	6th-Western
1994-95	Cliff Ellis	16	13		.552	7	9	.438	4th-Western
1995-96	Cliff Ellis	19	13		.594	6	10	.375	T4th-Western
1996-97	Cliff Ellis	16	15		.516	6	10	.375	T3rd-Western
1997-98	Cliff Ellis	16	14		.533	7	9	.438	3rd-Western
1998-99	Cliff Ellis	29	4		.879	14	2	.875	SEC Champs
1999-2000	Cliff Ellis	24	10		.706	9	7	.563	2nd-Western
2000-01	Cliff Ellis	18	14		.563	7	9	.438	T4th-Western
2001-02	Cliff Ellis	12	16		.429	4	12	.250	6th-Western
2002-03	Cliff Ellis	22	12		.647	8	8	.500	T2nd-Western
2003-04	Cliff Ellis	14	14		.500	5	11	.313	T4th-Western
2004-05	Jeff Lebo	14	17		.452	4	12	.250	T5th-Western
2005-06	Jeff Lebo	12	16		.429	4	12	.250	T5th-Western
2006-07	Jeff Lebo	17	15		.531	7	9	.438	T3rd-Western
2007-08	Jeff Lebo	14	16		.467	4	12	.250	6th-Western
2008-09	Jeff Lebo	24	12		.667	10	6	.625	2nd-Western
2009-10	Jeff Lebo	15	17		.469	6	10	.375	T4th-Western
2010-11	Tony Barbee	11	20		.355	4	12	.250	5th-Western
2011-12	Tony Barbee	15	16		.484	5	11	.313	T10th
2012-13	Tony Barbee	9	23		.281	3	15	.167	14th
2013-14	Tony Barbee	14	16		.467	6	12	.333	12th
2014-15	Bruce Pearl	15	20		.429	4	14	.222	13th
2015-16	Bruce Pearl	11	20		.355	5	13	.278	13th
2016-17	Bruce Pearl ##	6	14		.300	0	11	.000	11th
2017-18	Bruce Pearl	26	8		.765	13	5	.722	SEC Champs
2018-19	Bruce Pearl	30	10		.750	11	7	.611	T4th
2019-20	Bruce Pearl	25	6		.806	12	6	.667	T2nd
2020-21	Bruce Pearl	13	14		.481	7	11	.389	T10th
2021-22	Bruce Pearl	26	6		.813	15	3	.833	SEC Champs
	Wes Flanigan ^	1	0		1.000	0	0	.000	
	Steven Pearl ^	1	0		1.000	0	0	.000	
2022-23	Bruce Pearl	21	13		.618	10	8	.555	7th

2023-24 AUBURN MEN'S BASKETBALL

## Does not include 12 wins, including 7 SEC wins, vacated by the NCAA Committee on Infractions.

^ Served as acting head coach during the 2021-22 season and credited with a coaching win in the NCAA record books.



# ALL-TIME COACHING RECORDS

Years	Coach	Seasons	OVERALL				SEC		
			Won	Lost	Tied	Pct.	Won	Lost	Pct.
1905-06 to 1920-21	Mike Donahue	16	74	80	1	.481			
1921-22 to 1923-24	Wilbur Hutsell	3	16	24		.421			
1924-25	Herb Bunker	1	3	11		.214			
1925-26 to 1927-28	Mike Papke	3	38	18		.679			
1928-29	George Bohler	1	6	15		.286			
1929-30	Hal Lee	1	1	10		.091			
1930-31 to 1932-33	Sam McAllister	3	25	18		.581	4	7	.364
1933-34 to 1941-42, 1945-46	Ralph Jordan	10	95	77		.552	61	56	.521
1942-43, 1944-45	Bob Evans	2	4	28		.125	3	18	.143
1946-47	V.J. Edney	1	3	18		.143	1	15	.063
1947-48 to 1948-49	Danny Doyle	2	21	25		.457	12	18	.400
1949-50 to 1962-63	Joel Eaves	14	213	100		.681	124	75	.623
1963-64 to 1972-73	Bill Lynn	10	130	124		.512	84	88	.488
1973-74 to 1977-78	Bob Davis	5	70	61		.534	42	48	.467
1978	Paul Lambert	2 months							
1978-79 to 1988-89	Sonny Smith	11	173	154		.529	84	114	.424
1989-90 to 1993-94	Tommy Joe Eagles	5	64	78		.451	29	55	.345
1994-95 to 2003-04	Cliff Ellis	10	186	125		.598	73	87	.456
2004-05 to 2009-10	Jeff Lebo	6	96	93		.508	35	61	.365
2010-11 to 2013-14	Tony Barbee	4	49	75		.395	18	50	.264
2014-15 to Present	Bruce Pearl ##	9	173	111		.609	77	78	.497
2021-22	Wes Flanigan ^		1	0		1.000	0	0	.000
2021-22	Steven Pearl ^		1	0		1.000	0	0	.000
<b>TOTALS</b>		<b>117 (90 SEC)</b>	<b>1442</b>	<b>1245</b>	<b>1</b>	<b>.536</b>	<b>647</b>	<b>770</b>	<b>.456</b>

## Does not include 12 wins, including 7 SEC wins, vacated by the NCAA Committee on Infractions.

^ Served as acting head coach during the 2021-22 season and credited with a coaching win in the NCAA record books.



2022 SEC Coach of the Year Bruce Pearl

# 100-POINT GAMES

# WAREAGLE

2023-24 AUBURN MEN'S BASKETBALL

## AUBURN 100-POINT GAMES (BY DATE)

1/2/57	Howard	W	101-70
12/30/57	Howard	W	106-47
12/2/58	Jacksonville State	W	111-54
12/27/58	Florence State	W	104-78
2/14/59	LSU	W	115-67
12/7/59	Howard	W	104-57
12/3/63	Howard	W	102-44
12/29/64	vs. Furman	W	107-86
2/13/65	LSU	W	101-60
12/1/66	The Citadel	W	105-83
2/14/70	Alabama	W	121-78
12/29/71	at Furman	W	103-78
2/12/72	at Florida	W	103-100
1/6/75	Ole Miss	W	104-86
2/24/75	LSU	W	110-94
3/3/75	VCU	W	117-72
1/3/76	at LSU	W	102-86
3/8/76	Ole Miss	W	103-88
12/16/77	at VCU	W	109-59
12/10/77	vs. Oklahoma State	W	112-94
3/6/78	Tennessee	W	107-94
12/13/80	Eckerd College	W	106-66
12/21/81	Cal State-Chico	W	104-61
12/18/82	Florida International	W	115-77
12/19/83	Eastern Kentucky	W	100-60
12/11/86	Austin Peay	W	115-93
12/13/86	Southwestern Louisiana	W	107-91
3/1/87	LSU	W	100-62
11/27/87	vs. South Alabama	W	120-67
12/12/87	at Illinois	L (OT)	103-107
12/10/88	Texas Southern	W	109-81
11/25/91	SIU Edwardsville	W	109-86
12/11/91	Troy State	W	141-116
12/28/91	vs. Eastern Kentucky	W	104-92
2/29/92	Ole Miss	W	110-84
1/23/93	at #8 Arkansas	W	100-89
12/9/93	Troy State	W	113-86
12/18/93	at Old Dominion	W	101-87
1/15/94	#3 Arkansas	L	105-117
2/12/94	LSU	W	111-83
12/17/94	Alabama State	W	102-62
1/14/95	#4 Arkansas	W	104-90
1/6/96	Arkansas	W	101-76
11/13/98	Southeastern Louisiana	W	114-60
2/13/99	Alabama	W	102-61
11/21/99	Arkansas-Pine Bluff	W	100-44
12/20/99	at Puerto Rico-Mayaguez	W	109-52
1/2/00	Stony Brook	W	100-45
12/5/00	Grambling	W	104-60
12/16/00	vs. Oregon	W	101-97
11/26/02	Georgia State	W	100-71
11/29/03	vs. Grambling State	W	105-56
11/21/14	Louisiana	W	105-80
11/27/15	Northwestern State	W	119-81
12/15/16	Coastal Carolina	W	117-72
11/10/17	Norfolk State	W	102-74
11/24/17	Winthrop	W	119-85
11/6/18	South Alabama	W	101-58
11/14/18	Mississippi College	W	103-52
11/15/19	CSUN	W	116-70
1/23/21	at South Carolina	W	109-86
11/24/21	vs. #21 UConn	L (2OT)	109-115
2/1/22	Alabama	W	100-81

## AUBURN 100-POINT GAMES (BY POINTS)

12/11/91	Troy State	W	141-116
2/14/70	Alabama	W	121-78
11/27/87	vs. South Alabama	W	120-67
11/24/17	Winthrop	W	119-85
11/27/15	Northwestern State	W	119-81
12/15/16	Coastal Carolina	W	117-72
3/3/75	VCU	W	117-72
11/15/19	CSUN	W	116-70
12/11/86	Austin Peay	W	115-93
12/18/82	Florida International	W	115-77
2/14/59	LSU	W	115-67
11/13/98	Southeastern Louisiana	W	114-60
12/9/93	Troy State	W	113-86
12/10/77	vs. Oklahoma State	W	112-94
2/12/94	LSU	W	111-83
12/2/58	Jacksonville State	W	111-54
2/29/92	Ole Miss	W	110-84
2/24/75	LSU	W	110-94
11/24/21	vs. #21 UConn	L (2OT)	109-115
1/23/21	at South Carolina	W	109-86
12/20/99	at Puerto Rico-Mayaguez	W	109-52
11/25/91	SIU Edwardsville	W	109-86
12/10/88	Texas Southern	W	109-81
12/16/77	at VCU	W	109-59
12/13/86	Southwestern Louisiana	W	107-91
3/6/78	Tennessee	W	107-94
12/29/64	vs. Furman	W	107-86
12/13/80	Eckerd College	W	106-66
12/30/57	Howard	W	106-47
11/21/14	Louisiana	W	105-80
11/29/03	vs. Grambling State	W	105-56
1/15/94	#3 Arkansas	L	105-117
12/1/66	The Citadel	W	105-83
12/5/00	Grambling	W	104-60
1/14/95	#4 Arkansas	W	104-90
12/28/91	vs. Eastern Kentucky	W	104-92
1/6/75	Ole Miss	W	104-86
12/21/81	Cal State-Chico	W	104-61
12/7/59	Howard	W	104-57
12/27/58	Florence State	W	104-78
11/14/18	Mississippi College	W	103-52
12/12/87	at Illinois	L (OT)	103-107
3/8/76	Ole Miss	W	103-88
2/12/72	at Florida	W	103-100
12/29/71	at Furman	W	103-78
11/10/17	Norfolk State	W	102-74
2/13/99	Alabama	W	102-61
12/17/94	Alabama State	W	102-62
1/3/76	at LSU	W	102-86
12/3/63	Howard	W	102-44
11/6/18	South Alabama	W	101-58
12/16/00	vs. Oregon	W	101-97
1/6/96	Arkansas	W	101-76
12/18/93	at Old Dominion	W	101-87
2/13/65	LSU	W	101-60
1/2/57	Howard	W	101-70
2/1/22	Alabama	W	100-81
11/26/02	Georgia State	W	100-71
1/2/00	Stony Brook	W	100-45
11/21/99	Arkansas-Pine Bluff	W	100-44
1/23/93	at #8 Arkansas	W	100-89
3/1/87	LSU	W	100-62
12/19/83	Eastern Kentucky	W	100-60

## OPPONENT 100-POINT GAMES (BY DATE)

2/27/54	vs. Kentucky	L	79-109
2/25/57	at Kentucky	L	85-103
1/30/65	at Vanderbilt	L	77-105
1/29/66	at Kentucky	L	78-115
2/3/69	at Kentucky	L	93-105
3/2/70	at #1 Kentucky	L	81-102
12/12/70	at Ole Miss	L	96-108
1/9/71	LSU	L	92-106
1/23/71	at Vanderbilt	L	86-107
2/1/71	at #11 Kentucky	L	76-114
2/15/71	at LSU	L	94-114
3/1/71	#10 Kentucky	L	83-102
12/16/71	at Louisiana Tech	L	82-107
2/12/72	at Florida	W	103-100
3/6/72	at Kentucky	L	67-102
12/18/72	at Dayton	L	63-106
2/10/75	at #5 Kentucky	L	76-119
12/17/77	at Iona College	L	82-105
1/9/78	#1 Kentucky	L	77-101
2/6/78	at #1 Kentucky	L	81-104
2/20/78	LSU	L (OT)	95-101
2/4/81	at #6 Kentucky	L	74-102
2/1/87	#3 UNLV	L	85-104
2/14/87	at Tennessee	L	84-103
3/14/87	vs. #3 Indiana	L	90-107
12/12/88	at Illinois	L (OT)	103-107
3/19/88	vs. #8 Oklahoma	L	87-107
1/7/89	at LSU	L	77-104
2/8/89	#19 LSU	L	91-104
2/25/89	at UAB	L	76-105
11/26/89	at Alaska-Anchorage	L	94-109
3/2/91	at #13 Kentucky	L	93-114
12/11/91	Troy State	W	141-116
12/21/91	vs. South Alabama	L	87-107
1/4/92	at #16 Arkansas	L	92-110
12/28/93	vs. #7 Michigan	L	81-102
1/15/94	#3 Arkansas	L	105-117
2/21/98	at Arkansas	L	83-107
2/24/99	at Arkansas	L	88-104
1/25/00	at #11 Tennessee	L	76-105
3/2/04	at #5 Mississippi State	L	91-105
2/15/06	at #8 Tennessee	L	89-105
12/20/10	Sam Houston State	L	89-107
11/15/13	Northwestern State	L	92-111
2/10/15	#23 Arkansas	L	87-101
2/21/15	at #1 Kentucky	L	75-110
2/14/17	#13 Florida	L	95-114
2/20/21	at LSU	L	80-104
11/24/21	vs. #21 UConn	L (2OT)	109-115

# 100-POINT AND OVERTIME GAMES

## OPPONENT 100-POINT GAMES (BY POINTS)

2/10/75	at #5 Kentucky	L	76-119
1/15/94	#3 Arkansas	L	105-117
12/11/91	Troy State	W	141-116
1/29/66	at #2 Kentucky	L	78-115
2/14/17	#13 Florida	L	95-114
3/2/91	at #13 Kentucky	L	93-114
2/15/71	at LSU	L	94-114
2/1/71	at #11 Kentucky	L	76-114
11/15/13	Northwestern State	L	92-111
2/21/15	at #1 Kentucky	L	75-110
1/4/92	at #16 Arkansas	L	92-110
11/26/89	at Alaska-Anchorage	L	94-109
2/27/54	vs. #2 Kentucky	L	79-109
12/12/70	at Ole Miss	L	96-108
12/20/10	Sam Houston State	L	89-107
2/21/98	at Arkansas	L	83-107
12/21/91	vs. South Alabama	L	87-107
3/19/88	vs. #8 Oklahoma	L	87-107
12/12/88	at Illinois	L (OT)	103-107
3/14/87	vs. #3 Indiana	L	90-107
12/16/71	at Louisiana Tech	L	82-107
1/23/71	at Vanderbilt	L	86-107
12/18/72	at Dayton	L	63-106
1/9/71	LSU	L	92-106
2/15/06	at #8 Tennessee	L	89-105
3/2/04	at #5 Mississippi State	L	91-105
1/25/00	at #11 Tennessee	L	76-105
2/25/89	at UAB	L	76-105
12/17/77	at Iona College	L	82-105
2/3/69	at #5 Kentucky	L	93-105
1/30/65	at Vanderbilt	L	77-105
2/20/21	at LSU	L	80-104
2/24/99	at Arkansas	L	88-104
2/8/89	#19 LSU	L	91-104
1/7/89	at LSU	L	77-104
2/1/87	#3 UNLV	L	85-104
2/6/78	at #1 Kentucky	L	81-104
2/14/87	at Tennessee	L	84-103
2/25/57	at #3 Kentucky	L	85-103
12/28/93	vs. #7 Michigan	L	81-102
2/4/81	at #6 Kentucky	L	74-102
3/6/72	at Kentucky	L	67-102
3/1/71	#10 Kentucky	L	83-102
3/2/70	at #1 Kentucky	L	81-102
2/10/15	#23 Arkansas	L	87-101
2/20/78	LSU	L (OT)	95-101
1/9/78	#1 Kentucky	L	77-101
2/12/72	at Florida	W	103-100

## OVERTIME GAMES (BY SEASON)

1906-07	Columbus YMCA	W	29-27
1920-21	Mercer	W	36-31
1923-24	Birmingham Ath. Club	W	32-36
1926-27	at Georgia Tech	L	20-22
1930-31	NC State	W	30-28
1939-40	Georgia Tech	W	39-38
1950-51	Georgia	W	69-68
	Florida	W	83-77
1953-54	at Howard	W	70-63
1955-56	at Rice (2OT)	L	80-82
	Georgia Tech	W	77-74
1956-57	vs. Alabama	W	92-88
	at Georgia Tech	L	67-76
	vs. Alabama (2OT)	L	79-81
1959-60	at Tulane	W	53-51
	at Alabama	W	63-61
1960-61	Georgia Tech	L	43-48
	at Alabama	L	66-71
1962-63	at Florida State (2OT)	W	77-70
	at Houston	W	71-69
	vs. Alabama	W	81-78
	Georgia	W	70-67
	vs. Alabama	W	74-67
1963-64	at Mississippi State	W	64-63
	at Ole Miss	L	58-59
1965-66	at Columbia	W	76-75
1966-67	at Georgia Tech	L	76-78
	at Mississippi State	L	55-59
	at Alabama	W	99-96
1967-68	Tennessee	L	54-63
1968-69	Florida	W	81-80
1969-70	at Mississippi State	W	71-69
1972-73	at Georgia	L	72-84
	Florida	L	74-76
1973-74	Kentucky	W	99-97
1974-75	at Georgia	L	90-93
1975-76	at SMU	L	85-87
	Kentucky	W	91-84
	Tennessee	W	73-72
1976-77	at Vanderbilt	W	76-71
1977-78	LSU	L	95-101
	at Mississippi State	L	82-83
1978-79	Kentucky	L	83-86
	at Florida	W	93-92
	Ole Miss (2OT)	W	56-54
	vs. Georgia (4OT)	W	95-91
1979-80	vs. Arkansas State	L	62-69
	Alabama	L	46-50
	at Georgia	W	69-65
1980-81	vs. Air Force	L	46-48
	vs. Florida	L	48-50
1981-82	Kentucky	W	83-81
	vs. Mississippi State	W	38-36
1983-84	at UAB	L	62-69
1984-85	Kentucky	L	47-49
	at Florida	W	81-78
	at Alabama (2OT)	L	72-74
	vs. Alabama	W	53-49
1985-86	at SW Louisiana	L	64-66
	at Georgia	W	87-86
1986-87	Georgia	W	62-58
1987-88	at Illinois	L	103-107
1990-91	at Georgia (2OT)	W	59-58
	Florida	L	84-87
1993-94	Georgia	L	80-83
	Mississippi State	L	86-91
	at Ole Miss (2OT)	L	85-88
1995-96	Mississippi State	L	75-78
	Tulane (NIT)	L	73-87
1996-97	vs. Colorado	L	72-78
	at Hawaii-Hilo	W	98-92
1997-98	Mississippi State	W	68-66
	at Marquette (NIT)	L	60-75
1999-00	at Georgia	L	77-79
	vs. South Carolina	W	77-72
2000-01	vs. Toledo (2OT)	L	90-95
	vs. Oregon	W	101-97
	Tennessee (2OT)	L	88-96
	at Georgia	L	80-85
	Alabama	W	72-69
2002-03	vs. Saint Joseph's (NCAA)	W	65-63
2003-04	South Carolina	L	51-53
2004-05	Colorado State	W	79-76
	UNLV	L	87-91
	Florida	L	78-84
2006-07	Nicholls State	W	92-87
2008-09	vs. Dayton	L	59-60
2009-10	at Arkansas	L	79-82
	at Mississippi State	L	75-85
2010-11	UNC Asheville	L	69-70
	Georgia Southern	W	88-84
	at Georgia	L	72-81
2011-12	Ole Miss (2OT)	W	69-68
	at LSU	L	58-65
2012-13	Rhode Island (2OT)	L	72-78
	at Arkansas (2OT)	L	80-88
	at Mississippi State	L	71-74
2014-15	Xavier (2OT)	W	89-88
	vs. LSU (SEC)	W	73-70
2015-16	vs. Middle Tennessee	L	81-88
2016-17	vs. UConn	W	70-67
	vs. Missouri (SEC)	L	83-86
2018-19	vs. Xavier	W	88-79
	at UAB	W	75-71
	vs. Kentucky (NCAA)	W	77-71
2019-20	Furman	W	81-78
	at Ole Miss (2OT)	W	83-82
	at Arkansas	W	79-76
	LSU	W	91-90
	Alabama	W	95-91
2020-21	vs. Saint Joseph's	W	96-91
	Ole Miss	L	84-86
2021-22	vs. #21 UConn (2OT)	L	109-115
	at Arkansas	L	76-80
	at Mississippi State	W	81-68
2022-23	at #2 Alabama	L	85-90

All-Time Overtime Record: 60-56 (.517)

# AUBURN RPI AND NET RANKING HISTORY

# WAREAGLE

2023-24 AUBURN MEN'S BASKETBALL

1979-80	
Final RPI	173

1980-81	
Final RPI	143

1981-82	
Final RPI	126

1982-83	
Final RPI	37

1983-84	
Final RPI	31

1984-85	
Final RPI	47

1985-86	
Final RPI	37

1986-87	
Final RPI	41

1987-88	
Final RPI	23

1988-89	
Final RPI	165

1989-90	
Final RPI	113

1990-91	
Final RPI	102

1991-92	
Final RPI	102

1992-93	
Final RPI	86

1993-94	
Final RPI	124

1994-95	
Final RPI	94

1995-96	
Final RPI	93

1996-97	
Final RPI	97

1997-98	
Final RPI	64

1998-99	
Final RPI	8

1999-00	
1-50	2-6
51-100	1-0
101-200	6-3
vs. Top 100	9-9
Final RPI	25

2000-01	
1-50	4-10
51-100	5-3
101-200	4-0
vs. Top 100	9-13
Final RPI	60

2001-02	
1-50	3-8
51-100	2-8
101-200	1-0
vs. Top 100	5-16
Final RPI	105

2002-03	
1-50	4-9
51-100	4-3
101-200	9-0
vs. Top 100	8-12
Final RPI	32

2003-04	
1-50	2-8
51-100	3-4
101-200	6-2
vs. Top 100	5-12
Final RPI	79

2004-05	
1-50	1-8
51-100	4-4
101-200	5-3
vs. Top 100	5-12
Final RPI	137

2005-06	
1-50	0-12
51-100	3-2
101-200	8-2
vs. Top 100	3-14
Final RPI	112

2006-07	
1-50	5-6
51-100	1-8
101-200	4-1
vs. Top 100	6-14
Final RPI	111

2007-08	
1-50	2-9
51-100	0-3
101-200	4-4
vs. Top 100	2-12
Final RPI	154

2008-09	
1-50	2-5
51-100	5-6
101-200	9-1
vs. Top 100	7-11
Final RPI	62

2009-10	
1-50	0-4
51-100	2-9
101-200	5-4
vs. Top 100	2-13
Final RPI	151

2010-11	
1-50	1-4
51-100	1-5
101-200	2-7
vs. Top 100	2-9
Final RPI	253

2011-12	
1-50	1-7
51-100	3-6
101-200	4-3
vs. Top 100	4-13
Final RPI	145

2012-13	
1-50	0-5
51-100	3-6
101-200	1-8
vs. Top 100	3-11
Final RPI	250

2013-14	
1-50	0-7
51-100	2-4
101-200	5-4
vs. Top 100	2-11
Final RPI	160

2014-15	
1-50	2-5
51-100	4-8
101-200	4-5
vs. Top 100	6-13
Final RPI	128

2015-16	
1-50	1-4
51-100	3-10
101-200	5-5
vs. Top 100	4-14
Final RPI	179

# AUBURN RPI AND NET RANKING HISTORY

## 2016-17

1-50	0-6
51-100	3-6
101-200	10-0
vs. Top 100	3-12

**Final RPI 107**

## 2017-18

1-30	3-2
31-75	6-5
76-160	11-1
vs. Top 100	13-8

**Final RPI 16**

## 2018-19

Quad 1	10-8
Quad 2	12-2
Quad 3	3-0
Quad 4	4-0

**Final NET Ranking 13**

## 2019-20

Quad 1	7-3
Quad 2	7-2
Quad 3	8-1
Quad 4	3-0

**Final NET Ranking 27**

## 2020-21

Quad 1	2-9
Quad 2	4-3
Quad 3	2-2
Quad 4	5-0

**Final NET Ranking 66**

## 2021-22

Quad 1	7-6
Quad 2	8-0
Quad 3	9-0
Quad 4	4-0

**Final NET Ranking 13**

## 2022-23

Quad 1	4-11
Quad 2	6-1
Quad 3	8-1
Quad 4	3-0

**Final NET Ranking 35**

## RANKING NOTES

### HIGHEST NET RANKINGS

13th	2021-22 and 2018-19
27th	2019-20
35th	2022-23

### HIGHEST RPI RANKINGS

8th	1998-99
16th	2017-18
23rd	1987-88
25th	1999-00
32nd	2002-03



#WAREAGLE

2023-24 AUBURN MEN'S BASKETBALL

# AUBURN IN THE AP TOP 25 POLL

# WAREAGLE

2023-24 AUBURN MEN'S BASKETBALL

## 1954-55

Jan. 11 20th

## 1957-58

Feb. 25 20th  
March 4 16th  
March 11 (Final) 16th

## 1958-59

Dec. 9 12th  
Dec. 16 13th  
Dec. 23 8th  
Dec. 30 9th  
Jan. 6 6th  
Jan. 13 5th  
Jan. 20 5th  
Jan. 27 4th  
Feb. 3 4th  
Feb. 10 4th  
Feb. 17 2nd  
Feb. 24 6th  
March 2 7th  
March 9 (Final) 8th

## 1959-60

Feb. 9 17th  
Feb. 16 17th  
Feb. 23 13th  
March 1 11th  
March 8 (Final) 11th

## 1960-61

Dec. 13 11th  
Dec. 20 9th  
Dec. 27 9th  
Jan. 3 10th

## 1962-63

Jan. 1 10th  
Feb. 19 9th

## 1974-75

Jan. 21 20th  
Jan. 28 14th

## 1975-76

Dec. 2 17th  
Dec. 9 17th  
Dec. 16 17th

## 1976-77

Dec. 28 20th

## 1982-83

Jan. 25 20th

## 1983-84

Jan. 31 19th  
Feb. 7 16th  
Feb. 21 19th

## 1985-86

Preseason 10th  
Nov. 26 19th  
Dec. 3 19th

## 1986-87

Preseason 12th  
Dec. 2 7th  
Dec. 9 7th  
Dec. 16 6th  
Dec. 23 5th  
Dec. 30 5th  
Jan. 6 13th  
Jan. 13 10th  
Jan. 20 17th  
Jan. 27 18th  
Feb. 3 20th

## 1987-88

Jan. 12 19th

## 1995-96

Jan. 15 23rd  
Jan. 22 21st  
Jan. 29 22nd

## 1998-99

Dec. 15 19th  
Dec. 22 18th  
Dec. 29 17th  
Jan. 5 14th  
Jan. 12 8th  
Jan. 19 6th  
Jan. 26 7th  
Feb. 2 6th  
Feb. 9 3rd  
Feb. 16 3rd  
Feb. 23 2nd  
March 2 4th  
March 9 (Final) 4th

## 1999-2000

Preseason 4th  
Nov. 16 3rd  
Nov. 23 2nd  
Nov. 30 7th  
Dec. 7 8th  
Dec. 14 6th  
Dec. 21 7th  
Dec. 28 4th  
Jan. 4 4th  
Jan. 11 4th  
Jan. 18 4th  
Jan. 25 7th  
Feb. 1 10th  
Feb. 8 9th  
Feb. 15 12th  
Feb. 22 11th  
Feb. 29 19th  
March 14 (Final) 24th

## 2002-03

Jan. 21 24th

## 2017-18

Jan. 8 22th  
Jan. 15 17th  
Jan. 22 19th  
Jan. 29 11th  
Feb. 5 8th  
Feb. 12 10th  
Feb. 19 12th  
Feb. 26 14th  
March 5 16th  
March 12 (Final) 19th

## 2018-19

Preseason 11th  
Nov. 12 9th  
Nov. 19 8th  
Nov. 26 8th  
Dec. 3 8th  
Dec. 10 8th  
Dec. 17 7th  
Dec. 24 12th  
Dec. 31 12th  
Jan. 7 11th  
Jan. 14 14th  
Jan. 21 16th  
March 11 22nd  
March 18 (Final) 14th

## 2019-20

Preseason 23rd  
Nov. 18 18th  
Nov. 25 17th  
Dec. 2 13th  
Dec. 9 10th  
Dec. 16 9th  
Dec. 23 8th  
Dec. 30 7th  
Jan. 6 5th  
Jan. 13 4th  
Jan. 20 16th  
Jan. 27 16th  
Feb. 3 10th  
Feb. 10 11th  
Feb. 17 12th  
Feb. 24 15th  
March 2 16th  
March 9 17th  
March 16 (Final) 20th

## 2021-22

Preseason 22nd  
Nov. 15 21st  
Nov. 22 19th  
Nov. 29 21st  
Dec. 6 18th  
Dec. 13 13th  
Dec. 20 12th  
Dec. 27 11th  
Jan. 3 9th  
Jan. 10 4th  
Jan. 17 2nd  
Jan. 24 1st  
Jan. 31 1st  
Feb. 7 1st  
Feb. 14 2nd  
Feb. 21 3rd  
Feb. 28 5th  
March 7 4th  
March 14 (Final) 8th

## 2022-23

Preseason 15th  
Nov. 14 13th  
Nov. 21 13th  
Nov. 28 15th  
Dec. 5 11th  
Dec. 12 19th  
Dec. 19 23rd  
Dec. 26 20th  
Jan. 2 22nd  
Jan. 9 21st  
Jan. 16 16th  
Jan. 23 15th  
Jan. 30 25th

# AUBURN IN THE AP TOP 25 POLL

## RANKING NOTES

### HIGHEST RANKING ACHIEVED

1st	Jan. 24, 2022
1st	Jan. 31, 2022
1st	Feb. 7, 2022

### CONSECUTIVE WEEKS RANKED

32	Oct. 18, 2021-Feb. 5, 2023
30	Dec. 15, 1998-Feb. 29, 2000
22	Jan. 8, 2018-Jan. 21, 2019
21	March 11, 2019-March 16, 2020
17	Feb. 25, 1957-March 9, 1959

### CONSECUTIVE WEEKS RANKED NO. 1

3 Weeks	Jan. 24-Feb. 13, 2022
---------	-----------------------

### ENTIRE SEASONS RANKED

19 Weeks	2019-20 Season
19 Weeks	2021-22 Season

### RECORD VS. RANKED TEAMS

vs. Top 25	75-217
vs. Top 20	56-177
vs. Top 15	44-157
vs. Top 10	29-115
vs. Top 5	9-59

### RECORD WHEN RANKED

In Top 25	188-67
In Top 20	166-60
In Top 15	131-41
In Top 10	88-30
In Top 5	42-15

### PRESEASON RANKINGS

Season	Rank
1985-86	10th
1986-87	12th
<b>1999-00</b>	<b>4th</b>
2018-19	11th
2019-20	23rd
2021-22	22nd

### FINAL RANKINGS

Season	Rank
1957-58	16th
1958-59	8th
1959-60	11th
<b>1998-99</b>	<b>4th</b>
1999-00	24th
2017-18	19th
2018-19	14th
2019-20	20th
2021-22	8th

**BOLD** indicates highest preseason and final national ranking in the AP Poll



#WAREAGLE

2023-24 AUBURN MEN'S BASKETBALL

# AUBURN IN THE COACHES TOP 25 POLL

# WAREAGLE

2023-24 AUBURN MEN'S BASKETBALL

## 1957-58

Feb. 25 25th

## 1958-59

Dec. 23 9th  
 Dec. 30 10th  
 Jan. 6 9th  
 Jan. 13 7th  
 Jan. 20 6th  
 Jan. 27 6th  
 Feb. 3 7th  
 Feb. 10 6th  
 Feb. 17 6th  
 Feb. 24 8th  
 March 2 10th  
 Final 10th

## 1959-60

Feb. 23 16th  
 March 1 16th  
 Final 17th

## 1960-61

Dec. 5 14th  
 Dec. 13 14th  
 Dec. 20 16th  
 Dec. 27 13th  
 Jan. 3 19th

## 1962-63

Jan. 1 12th  
 Jan. 8 16th  
 Jan. 22 16th  
 Feb. 5 19th  
 Feb. 19 15th  
 Feb. 26 17th

## 1982-83

Feb. 1 20th

## 1983-84

Jan. 31 17th  
 Feb. 7 14th  
 Feb. 14 16th  
 Feb. 21 18th  
 March 13 19th

## 1985-86

Preseason 11th  
 Dec. 3 18th

## 1986-87

Dec. 2 8th  
 Dec. 9 8th  
 Dec. 16 7th  
 Dec. 23 5th  
 Dec. 30 6th  
 Jan. 6 11th  
 Jan. 13 9th  
 Jan. 20 15th  
 Jan. 27 17th  
 Feb. 3 19th

## 1987-88

Dec. 8 20th

## 1995-96

Jan. 15 23rd  
 Jan. 22 22nd  
 Jan. 29 22nd  
 Feb. 5 22nd

## 1998-99

Dec. 8 24th  
 Dec. 15 18th  
 Dec. 22 17th  
 Dec. 29 15th  
 Jan. 5 14th  
 Jan. 12 9th  
 Jan. 19 6th  
 Jan. 26 7th  
 Feb. 2 7th  
 Feb. 9 3rd  
 Feb. 16 3rd  
 Feb. 23 2nd  
 March 2 4th  
 March 9 4th  
 Final 7th

## 1999-2000

Preseason 4th  
 Nov. 23 3rd  
 Nov. 30 5th  
 Dec. 7 8th  
 Dec. 14 7th  
 Dec. 21 6th  
 Dec. 28 5th  
 Jan. 4 5th  
 Jan. 11 5th  
 Jan. 18 4th  
 Jan. 25 7th  
 Feb. 1 10th  
 Feb. 8 8th  
 Feb. 15 11th  
 Feb. 22 8th  
 Feb. 29 13th  
 March 7 23rd  
 March 14 22nd

## 2017-18

Jan. 8 24th  
 Jan. 15 20th  
 Jan. 22 20th  
 Jan. 29 13th  
 Feb. 5 9th  
 Feb. 12 11th  
 Feb. 19 13th  
 Feb. 26 15th  
 March 5 15th  
 March 11 21st  
 Final 23rd

## 2018-19

Preseason 12th  
 Nov. 19 9th  
 Nov. 26 10th  
 Dec. 3 9th  
 Dec. 10 8th  
 Dec. 17 7th  
 Dec. 24 12th  
 Dec. 31 13th  
 Jan. 7 10th  
 Jan. 14 12th  
 Jan. 21 15th  
 March 11 24th  
 March 18 18th  
 Final 5th

## 2019-20

Preseason 23rd  
 Nov. 18 18th  
 Nov. 25 17th  
 Dec. 2 13th  
 Dec. 9 10th  
 Dec. 16 9th  
 Dec. 23 8th  
 Dec. 30 7th  
 Jan. 6 5th  
 Jan. 13 4th  
 Jan. 20 16th  
 Jan. 27 16th  
 Feb. 3 10th  
 Feb. 10 11th  
 Feb. 24 15th  
 March 2 16th  
 March 9 17th  
 March 16 (Final) 20th

## 2021-22

Preseason 22nd  
 Nov. 22 22nd  
 Nov. 29 20th  
 Dec. 6 21st  
 Dec. 13 14th  
 Dec. 20 12th  
 Jan. 3 9th  
 Jan. 10 4th  
 Jan. 17 2nd  
 Jan. 24 2nd  
 Jan. 31 1st  
 Feb. 7 2nd  
 Feb. 14 2nd  
 Feb. 21 4th  
 Feb. 28 5th  
 March 7 4th  
 March 13 7th  
 Final 14th

## 2022-23

Preseason 15th  
 Nov. 14 15th  
 Nov. 21 16th  
 Nov. 28 19th  
 Dec. 5 14th  
 Dec. 12 18th  
 Dec. 19 24th  
 Dec. 26 23rd  
 Jan. 2 20th  
 Jan. 9 22nd  
 Jan. 16 17th  
 Jan. 23 16th  
 Jan. 30 23rd

## RANKING NOTES

### HIGHEST RANKING ACHIEVED

1st Jan. 31, 2022

### CONSECUTIVE WEEKS RANKED

33 Dec. 8, 1998-March 14, 2000  
 31 Oct. 18, 2021-Feb. 5, 2023  
 22 March 11, 2019-March 16, 2020  
 22 Jan. 8, 2017-Jan. 21, 2019

### CONSECUTIVE WEEKS RANKED NO. 1

1 Week Jan. 31-Feb. 6, 2022

### ENTIRE SEASONS RANKED

19 Weeks 2019-20 Season  
 18 Weeks 2021-22 Season

### PRESEASON RANKINGS

Season	Rank
1985-86	11th
<b>1999-00</b>	<b>4th</b>
2018-19	12th
2022-23	15th
2019-20	23rd
2021-22	22nd

### FINAL RANKINGS

Season	Rank
1958-59	10th
1959-60	17th
1998-99	7th
2017-18	23rd
<b>2018-19</b>	<b>5th</b>
2019-20	20th
2021-22	14th

**BOLD** indicates highest preseason and final national ranking in the Coaches Poll



**WHEN AUBURN IS RANKED (AP POLL)**

Rank	Record	Last Game
1st	5-1	W, 75-58 vs. Texas A&M (2/12/22)
2nd	4-5	L, 62-63 at Florida (2/19/22)
3rd	6-1	L, 62-67 at #17 Tennessee (2/26/22)
4th	17-6	L, 62-67 vs. Texas A&M (3/11/22)
5th	10-2	W, 82-71 vs. South Carolina (3/5/22)
6th	11-1	W, 87-67 vs. Pepperdine (12/22/99)
7th	7-2	W, 93-88 vs. Murray State (12/22/18)
8th	14-6	L, 61-79 vs. Miami (Fla.) (3/20/22)
9th	8-1	W, 85-73 vs. Florida (1/8/22)
10th	6-5	L, 75-84 at South Carolina (2/17/18)
11th	13-3	L, 73-82 vs. Memphis (12/10/22)
12th	8-1	W, 71-58 vs. Murray State (12/22/21)
13th	14-3	W, 65-60 vs. Saint Louis
14th	10-4	W, 81-78 (OT) vs. Furman (12/5/19)
15th	6-3	L, 77-80 at West Virginia (1/28/23)
16th	5-4	W, 81-66 at South Carolina (1/21/23)
17th	14-4	W, 85-63 at Tennessee (3/7/20)
18th	7-3	L, 71-74 at USC (12/18/22)
19th	9-4	W, 89-68 vs. Syracuse (11/26/21)
20th	5-6	W, 72-59 vs. #13 Arkansas (1/7/23)
21st	5-1	W, 69-63 vs. Mississippi State (1/14/23)
22nd	13-3	W, 93-65 vs. Louisiana-Monroe (11/12/21)
23rd	5-2	L, 43-46 at #2 Tennessee (2/4/23)
24th	3-2	W, 76-66 vs. Davidson (11/8/19)
25th	0-0	None

**All-Time Record: 205-73 (.737)**

**AUBURN VS. RANKED OPPONENTS (AP POLL)**

Rank	Record	Last Game
1st	1-13	L, 67-90 vs. Gonzaga (11/27/21)
2nd	1-19	L, 64-81 vs. Houston (3/18/23)
3rd	1-16	L, 69-77 vs. Alabama (2/11/23)
4th	3-6	L, 53-80 at Kentucky (2/23/19)
5th	3-9	W, 84-80 vs. Tennessee (3/9/19)
6th	3-7	L, 72-92 at Kentucky (1/14/17)
7th	4-13	W, 77-71 (OT) vs. Kentucky (3/31/19)
8th	5-14	L, 58-70 at Alabama (3/2/21)
9th	5-15	L, 55-81 at Tennessee (1/14/10)
10th	3-7	L, 61-85 at Xavier (12/19/15)
11th	3-10	L, 47-63 at Florida (2/21/12)
12th	6-8	W, 79-70 vs. Tennessee (3/4/23)
13th	8-11	W, 72-59 vs. Arkansas (1/7/23)
14th	3-7	L, 56-64 vs. Kentucky (2/14/14)
15th	1-5	W, 80-77 vs. Ole Miss (1/19/08)
16th	3-3	W, 70-55 vs. LSU (12/29/21)
17th	4-13	L, 62-67 at Tennessee (2/26/22)
18th	3-8	W, 91-90 (OT) vs. LSU (2/8/20)
19th	3-10	L, 88-91 at Mississippi State (2/4/12)
20th	2-9	L, 53-84 vs. Clemson (3/18/18)
21st	1-3	L, 78-83 at LSU (2/9/19)
22nd	2-3	L, 109-115 (2OT) (11/24/21)
23rd	3-4	W, 94-84 at Tennessee (1/2/18)
24th	3-7	W, 81-77 at Alabama (1/11/22)
25th	3-3	W, 77-72 vs. Tennessee (2/27/21)

**All-Time Record: 77-223 (.257)**

**RANKED AUBURN VS. OPPONENTS BY DATE (AP POLL)**

**1954-55 SEASON (0-1)**

1/15/55	#20 Auburn vs. #14 Alabama	L	78-99
---------	----------------------------	---	-------

**1957-58 SEASON (1-0)**

3/1/58	#16 Auburn vs. Alabama	W	67-65
--------	------------------------	---	-------

**1958-59 SEASON (18-2)**

12/17/58	Florida State at #13 Auburn	W	95-74
12/19/58	#13 Auburn vs. Wyoming	W	70-47
12/20/58	#13 Auburn vs. Alabama	W	79-60
12/27/58	Florence State at #8 Auburn	W	104-78
12/29/58	#8 Auburn at Florida State	W	69-62
1/3/59	Mississippi State at #9 Auburn	W	97-66
1/5/59	Ole Miss at #9 Auburn	W	60-47
1/10/59	#6 Auburn at Florida	W	63-54
1/17/59	#5 Auburn vs. Alabama	W	57-55
1/21/59	Georgia Tech at #5 Auburn	W	66-55
1/24/59	#5 Auburn at Georgia	W	81-61
1/31/59	#4 Auburn at Vanderbilt	W	64-61
2/3/59	#4 Auburn at Georgia Tech	W	51-40
2/7/59	Georgia at #4 Auburn	W	95-69
2/9/59	Florida at #4 Auburn	W	93-71
2/14/59	LSU at #4 Auburn	W	115-67
2/16/59	Tulane at #4 Auburn	W	79-56
2/21/59	#2 Auburn at #3 Kentucky	L	56-75
2/23/59	#2 Auburn at Tennessee	L	55-56
2/28/59	#6 Auburn vs. Alabama	W	69-50

**1959-60 SEASON (5-0)**

2/13/60	#17 Auburn at LSU	W	63-61
2/15/60	#17 Auburn at Tulane	W	53-51 (OT)
2/20/60	Kentucky at #17 Auburn	W	61-60
2/22/60	Tennessee at #17 Auburn	W	72-63
2/27/60	#13 Auburn vs. Alabama	W	63-61 (OT)

**1960-61 SEASON (3-1)**

12/16/60	#11 Auburn vs. Virginia Tech	W	76-73
12/17/60	#11 Auburn vs. Alabama	W	74-62
1/2/61	Florence State at #9 Auburn	W	76-50
1/7/61	Mississippi State at #10 Auburn	L	48-56

**1962-63 SEASON (2-2)**

1/5/63	Mississippi State at #10 Auburn	L	53-62
1/7/63	Ole Miss at #10 Auburn	W	79-44
2/18/63	Tulane at #9 Auburn	W	63-61
2/23/63	#9 Auburn at Kentucky	L	59-78

**1974-75 SEASON (2-1)**

1/25/75	#20 Auburn at LSU	W	87-78
1/27/75	Georgia at #14 Auburn	W	65-64
2/1/75	#14 Auburn at #9 Alabama	L	53-77

**1975-76 SEASON (3-1)**

12/3/75	#17 Auburn at Western Carolina	W	88-76
12/13/75	#17 Auburn at South Florida	W	79-78
12/19/75	#17 Auburn vs. SMU	L	85-87 (OT)
12/20/75	#17 Auburn vs. Tulsa	W	92-74

**1976-77 SEASON (1-2)**

12/28/76	#20 Auburn vs. Creighton	L	76-81
12/29/76	#20 Auburn vs. Rutgers	W	78-75
1/3/77	#4 Alabama at #20 Auburn	L	71-74

**1982-83 SEASON (1-0)**

1/22/83	Georgia at #20 Auburn	W	66-64
---------	-----------------------	---	-------

## RANKED AUBURN VS. OPPONENTS BY DATE (AP POLL)

### 1983-84 SEASON (2-1)

1/31/84	Ole Miss at #19 Auburn	W	60-50
2/5/84	#19 Auburn at Florida	W	67-65
2/11/84	#16 Auburn at #6 Kentucky	L	64-84

### 1985-86 SEASON (3-2)

11/22/85	#10 Auburn vs. West Virginia	L	58-75
11/26/85	B'ham Southern at #10 Auburn	W	61-51
12/3/85	West Virginia at #19 Auburn	W	84-59
12/6/85	#19 Auburn vs. Kentucky Wesleyan	W	80-71
12/7/85	#19 Auburn vs. Western Kentucky	L	58-71

### 1986-87 SEASON (12-8)

11/28/86	#12 Auburn at UAB	W	68-58
12/1/86	Armstrong State at #12 Auburn	W	94-54
12/11/86	Austin Peay at #7 Auburn	W	115-93
12/13/86	SW Louisiana at #7 Auburn	W	107-91
12/15/86	#7 Auburn at Eastern Kentucky	W	97-82
12/18/86	Augusta College at #6 Auburn	W	89-66
12/28/86	#5 Auburn vs. Iowa State	W	89-87
12/29/86	#5 Auburn vs. UTEP	L	82-87
1/3/87	#11 Kentucky at #5 Auburn	L	60-63
1/7/87	Georgia at #13 Auburn	W	62-58 (OT)
1/10/87	#13 Auburn at Mississippi State	W	66-52
1/14/87	Tennessee at #10 Auburn	W	66-56
1/17/87	#10 Auburn at Vanderbilt	L	75-91
1/22/87	#17 Auburn at #13 Alabama	L	82-88
1/24/87	Ole Miss at #17 Auburn	W	85-61
1/28/87	#18 Auburn at LSU	L	73-75
1/31/87	#19 Florida at #18 Auburn	W	81-68
1/1/87	#3 UNLV at #18 Auburn	L	85-104
2/4/87	#20 Auburn at Kentucky	L	71-75
2/7/87	#20 Auburn at Georgia	L	71-75

### 1987-88 SEASON (1-1)

1/13/88	#19 Auburn at Georgia	L	68-87
1/16/88	Mississippi State at #19 Auburn	W	65-57

### 1995-96 SEASON (3-3)

1/21/96	LSU at #23 Auburn	W	95-87
1/24/96	#21 Auburn at Ole Miss	L	69-82
1/31/96	#22 Auburn at Vanderbilt	L	62-76
2/4/96	Mississippi State at #22 Auburn	L	75-78 (OT)
2/7/96	South Carolina at #22 Auburn	W	84-73
2/10/96	#22 Auburn at Florida	W	73-70

### 1998-99 SEASON (21-4)

12/12/98	#24 Auburn at UAB	W	77-64
12/15/98	Wofford at #18 Auburn	W	79-51
12/19/98	#18 Auburn at Navy	W	88-70
12/29/98	Bethune Cookman at #15 Auburn	W	99-46
1/2/99	Tennessee at #15 Auburn	W	90-62
1/6/99	#18 Arkansas at #14 Auburn	W	83-66
1/9/99	#14 Auburn at LSU	W	73-70
1/13/99	#8 Auburn at Ole Miss	W	74-59
1/16/99	Florida at #8 Auburn	W	88-69
1/20/99	#6 Auburn at #7 Kentucky	L	62-72
1/23/99	#6 Auburn at Alabama	W	73-58
1/27/99	Mississippi State at #7 Auburn	W	64-54
1/30/99	#7 Auburn at Georgia	W	85-74
2/3/99	#6 Auburn at South Carolina	W	76-48
2/6/99	LSU at #6 Auburn	W	80-54
2/9/99	Ole Miss at #3 Auburn	W	95-66
2/13/99	Alabama at #3 Auburn	W	102-61

2/17/99	Vanderbilt at #3 Auburn	W	81-63
2/24/99	#2 Auburn at Arkansas	L	84-104
2/27/99	#2 Auburn at Mississippi State	W	76-73
3/5/99	#4 Auburn vs. Alabama	W	93-61
3/6/99	#4 Auburn vs. #14 Kentucky	L	57-69
3/11/99	#4 Auburn vs. Winthrop	W	80-41
3/13/99	#4 Auburn vs. Oklahoma State	W	81-74
3/18/99	#4 Auburn vs. Ohio State	L	64-72

### 1999-00 SEASON (24-10)

11/19/99	UAB at #3 Auburn	W	65-59
11/21/99	Arkansas-Pine Bluff at #3 Auburn	W	100-44
11/27/99	#2 Auburn vs. #7 Stanford	L	58-67
12/1/99	Belmont at #5 Auburn	W	65-56
12/5/99	Florida State at #5 Auburn	W	55-54
12/11/99	#8 Auburn vs. Pennsylvania	W	77-70
12/13/99	Coppin State at #6 Auburn	W	63-35
12/16/99	#6 Auburn vs. Bradley	W	78-64
12/20/99	#6 Auburn v. Puerto Rico-Mayaguez	W	109-52
12/21/99	#6 Auburn vs. Virginia Tech	W	73-63
12/22/99	#6 Auburn vs. Pepperdine	W	87-67
12/30/99	Southern Miss at #4 Auburn	W	56-50
1/2/00	Stony Brook at #4 Auburn	W	100-45
1/8/00	Georgia at #4 Auburn	W	67-52
1/11/00	#20 Kentucky at #4 Auburn	W	66-63
1/16/00	#4 Auburn at Mississippi State	W	51-45
1/19/00	South Carolina at #4 Auburn	W	65-61
1/22/00	#4 Auburn at Ole Miss	L	77-79 (OT)
1/25/00	#7 Auburn at #11 Tennessee	L	76-105
1/29/00	Mississippi State at #7 Auburn	W	73-57
2/2/00	Alabama at #10 Auburn	W	77-63
2/5/00	Arkansas at #10 Auburn	W	73-55
2/9/00	#8 Auburn at #25 LSU	L	68-83
2/16/00	#11 Auburn at #24 Vanderbilt	W	86-80
2/19/00	Ole Miss at #11 Auburn	W	75-72
2/22/00	#8 Auburn at Alabama	L	64-68
2/27/00	#8 Auburn at #9 Florida	L	59-88
3/1/00	#12 LSU at #13 Auburn	L	53-55
3/5/00	#13 Auburn at Arkansas	L	55-64
3/10/00	#23 Auburn vs. #10 Florida	W	78-70
3/11/00	#23 Auburn vs. South Carolina	W	77-72 (OT)
3/12/00	#23 Auburn vs. Arkansas	L	67-75
3/16/00	#22 Auburn vs. Creighton	W	72-69
3/18/00	#22 Auburn vs. #6 Iowa State	L	60-79

### 2002-03 SEASON (0-2)

1/22/03	#24 Auburn at #8 Kentucky	L	51-67
1/25/03	#24 Auburn at #19 Georgia	L	79-85

### 2017-18 SEASON (12-7)

1/9/18	Ole Miss at #22 Auburn	W	85-70
1/13/18	#22 Auburn at Mississippi State	W	76-68
1/17/18	#17 Auburn at Alabama	L	71-76
1/20/18	Georgia at #17 Auburn	W	79-65
1/24/18	#17 Auburn at Missouri	W	91-73
1/27/18	LSU at #17 Auburn	W	95-70
1/30/18	#11 Auburn at Ole Miss	W	79-70
2/3/18	Vanderbilt at #11 Auburn	W	93-81
2/7/18	Texas A&M #8 Auburn	L	80-81
2/10/18	#8 Auburn at Georgia	W	78-61
2/14/18	Kentucky at #10 Auburn	W	76-66
2/17/18	#10 Auburn at South Carolina	L	75-84
2/21/18	Alabama at #12 Auburn	W	90-71
2/24/18	#12 Auburn at Florida	L	66-72

**RANKED AUBURN VS. OPPONENTS BY DATE (AP POLL)**

2/27/18	#14 Auburn at Arkansas	L	82-91
3/3/18	South Carolina at #14 Auburn	W	79-70
3/9/18	#16 Auburn vs. Alabama	L	63-81
3/16/18	#19 Auburn vs. Col. of Charleston	W	62-58
3/18/18	#19 Auburn vs. #20 Clemson	L	53-84

2/25/20	Ole Miss at #15 Auburn	W	67-58
2/29/20	#15 Auburn at #8 Kentucky	L	66-73
3/4/20	Texas A&M at #17 Auburn	L	75-78
3/7/20	#17 Auburn at Tennessee	W	85-63

**2018-19 SEASON (21-7)**

11/6/18	South Alabama at #11 Auburn	W	101-58
11/9/18	#25 Washington at #11 Auburn	W	88-66
11/14/18	Mississippi College at #9 Auburn	W	103-52
11/19/18	#9 Auburn vs. Xavier	W	88-79 (OT)
11/20/18	#8 Auburn vs. #1 Duke	L	72-78
11/21/18	#8 Auburn vs. Arizona	W	73-57
11/28/18	Saint Peter's at #8 Auburn	W	99-49
12/4/18	UNC Asheville #8 Auburn	W	67-41
12/8/18	Dayton #8 Auburn	W	82-72
12/15/18	#8 Auburn vs. UAB	W	75-71 (OT)
12/19/18	#7 Auburn at NC State	L	71-78
12/22/18	Murray State #7 Auburn	W	93-88
12/29/18	North Florida at #12 Auburn	W	95-49
1/9/19	#11 Auburn at Ole Miss	L	67-82
1/12/19	Georgia at #11 Auburn	W	93-78
1/16/19	#14 Auburn at Texas A&M	W	85-66
1/19/19	#12 Kentucky at #14 Auburn	L	80-82
1/22/19	#16 Auburn at South Carolina	L	77-80
1/26/19	#16 Auburn at #22 Mississippi State	L	84-92
3/14/19	#22 Auburn vs. Missouri	W	81-71
3/15/19	#22 Auburn vs. South Carolina	W	73-64
3/16/19	#22 Auburn vs. Florida	W	65-62
3/17/19	#22 Auburn vs. #8 Tennessee	W	84-64
3/21/19	#14 Auburn vs. NMSU	W	78-77
3/23/19	#14 Auburn vs. #17 Kansas	W	89-75
3/29/19	#14 Auburn vs. #3 North Carolina	W	97-80
3/31/19	#14 Auburn vs. #7 Kentucky	W	77-71 (OT)
4/6/19	#14 Auburn vs. #2 Virginia	L	62-63

**2019-20 SEASON (25-6)**

11/5/19	Georgia Southern at #24 Auburn	W	83-74
11/8/19	#24 Auburn vs. Davidson	W	76-66
11/12/19	#22 Auburn at South Alabama	W	70-69
11/15/19	CSUN at #22 Auburn	W	116-70
11/18/19	Colgate at #19 Auburn	W	91-62
11/25/19	#18 Auburn vs. New Mexico	W	84-59
11/26/19	#18 Auburn vs. Richmond	W	79-65
12/5/19	Furman at #14 Auburn	W	81-78 (OT)
12/14/19	#12 Auburn vs. Saint Louis	W	67-61
12/19/19	NC State at #12 Auburn	W	79-73
12/21/19	Lehigh at #12 Auburn	W	74-51
12/29/19	Lipscomb at #8 Auburn	W	86-59
1/4/20	#8 Auburn at Mississippi State	W	80-68
1/8/20	Vanderbilt at #5 Auburn	W	83-79
1/11/20	Georgia at #5 Auburn	W	82-60
1/15/20	#4 Auburn at Alabama	L	64-83
1/18/20	#4 Auburn at Florida	L	47-69
1/22/20	South Carolina at #16 Auburn	W	80-67
1/25/20	Iowa State at #16 Auburn	W	80-76
1/28/20	#17 Auburn at Ole Miss	W	83-82 (2OT)
2/1/20	#13 Kentucky at #17 Auburn	W	75-66
2/4/20	#11 Auburn at Arkansas	W	79-76 (OT)
2/8/20	#18 LSU at #11 Auburn	W	91-90 (OT)
2/12/20	Alabama at #11 Auburn	W	95-91 (OT)
2/15/20	#11 Auburn at Missouri	L	73-85
2/19/20	#13 Auburn at Georgia	L	55-65
2/22/20	Tennessee at #13 Auburn	W	73-66

**2021-22 SEASON (28-6)**

11/9/21	Morehead State at #22 Auburn	W	77-54
11/12/21	Louisiana-Monroe at #22 Auburn	W	93-65
11/19/21	#21 Auburn at South Florida	W	58-52
11/24/21	#19 Auburn vs. #22 UConn	L	109-115 (2OT)
11/25/21	#19 Auburn vs. Loyola Chicago	W	62-53
11/26/21	#19 Auburn vs. Syracuse	W	89-68
12/1/21	UCF at #21 Auburn	W	85-68
12/4/21	Yale at #21 Auburn	W	86-64
12/11/21	#18 Auburn vs. Nebraska	W	99-68
12/14/21	North Alabama at #13 Auburn	W	70-44
12/18/21	Saint Louis at #13 Auburn	W	74-70
12/22/21	Murray State at #12 Auburn	W	71-58
12/29/21	#16 LSU at #11 Auburn	W	70-55
1/4/22	#9 Auburn at South Carolina	W	81-66
1/8/22	Florida at #9 Auburn	W	85-73
1/11/22	#4 Auburn at #24 Alabama	W	81-77
1/15/22	#4 Auburn at Ole Miss	W	80-71
1/19/22	Georgia at #2 Auburn	W	83-60
1/22/22	#12 Kentucky at #2 Auburn	W	80-71
1/25/22	#1 Auburn at Missouri	W	55-54
1/29/22	Oklahoma at #1 Auburn	W	86-68
2/1/22	Alabama at #1 Auburn	W	100-81
2/5/22	#1 Auburn at Georgia	W	74-72
2/8/22	#1 Auburn at Arkansas	L	76-80 (OT)
2/12/22	Texas A&M at #1 Auburn	W	75-58
2/16/22	Vanderbilt at #2 Auburn	W	94-80
2/19/22	#2 Auburn at Florida	L	62-63
2/23/22	Ole Miss at #3 Auburn	W	77-64
2/26/22	#3 Auburn at #17 Tennessee	L	62-67
3/2/22	#5 Auburn at Mississippi State	W	81-68 (OT)
3/5/22	South Carolina at #5 Auburn	W	82-71
3/11/22	#4 Auburn vs. Texas A&M	L	62-67
3/18/22	#8 Auburn vs. Jacksonville State	W	80-61
3/20/22	#8 Auburn vs. Miami (Fla.)	L	61-79

**2022-23 SEASON (17-6)**

11/7/22	George Mason at #15 Auburn	W	70-52
11/11/22	USF at #15 Auburn	W	67-59
11/15/22	Winthrop at #13 Auburn	W	89-65
11/18/22	Texas Southern at #13 Auburn	W	72-56
11/22/22	#13 Auburn vs. Bradley	W	85-64
11/23/22	#13 Auburn vs. Northwestern	W	43-42
11/27/22	Saint Louis at #13 Auburn	W	65-60
12/2/22	Colgate at #15 Auburn	W	93-66
12/10/22	#11 Auburn vs. Memphis	L	73-82
12/14/22	Georgia State at #18 Auburn	W	72-64
12/18/22	#18 Auburn at USC	L	71-74
12/21/22	#23 Auburn at Washington	W	84-61
12/28/22	Florida at #20 Auburn	W	61-58
1/4/23	#20 Auburn at Georgia	L	64-76
1/7/23	#13 Arkansas at #20 Auburn	W	72-59
1/10/23	#21 Auburn at Ole Miss	W	82-73
1/14/23	Mississippi State at #21 Auburn	W	69-63
1/18/23	#16 Auburn at LSU	W	67-49
1/21/23	#16 Auburn at South Carolina	W	81-66
1/25/23	Texas A&M at #15 Auburn	L	63-79
1/28/23	#15 Auburn at West Virginia	L	77-80
2/1/23	Georgia at #23 Auburn	W	94-73
2/4/23	#23 Auburn at #2 Tennessee	L	43-46



**RANKED AUBURN VS. OPPONENTS BY AUBURN RANKING (AP POLL)**

**NO. 1 AUBURN VS. OPPONENTS (5-1)**

1/25/22	#1 Auburn at Missouri	W	55-54
1/29/22	Oklahoma at #1 Auburn	W	86-68
2/1/22	Alabama at #1 Auburn	W	100-81
2/5/22	#1 Auburn at Georgia	W	74-72
2/8/22	#1 Auburn at Arkansas	L	76-80 (OT)
2/12/22	Texas A&M at #1 Auburn	W	75-58

**NO. 2 AUBURN VS. OPPONENTS (4-5)**

2/21/59	#2 Auburn at #3 Kentucky	L	56-75
2/23/59	Tennessee at #2 Auburn	L	55-56
2/24/99	#2 Auburn at Arkansas	L	84-104
2/27/99	#2 Auburn at Mississippi State	W	76-73
11/27/99	#2 Auburn vs. #7 Stanford	L	58-67
1/19/22	Georgia at #2 Auburn	W	83-60
1/22/22	#12 Kentucky at #2 Auburn	W	80-71
2/16/22	Vanderbilt at #2 Auburn	W	94-80
2/19/22	#2 Auburn at Florida	L	62-63

**NO. 3 AUBURN VS. OPPONENTS (6-1)**

2/9/99	Ole Miss at #3 Auburn	W	95-66
2/13/99	Alabama at #3 Auburn	W	102-61
2/17/99	Vanderbilt at #3 Auburn	W	81-63
11/19/99	UAB at #3 Auburn	W	65-59
11/21/99	Arkansas-Pine Bluff at #3 Auburn	W	100-44
2/23/22	Ole Miss at #3 Auburn	W	77-64
2/26/22	#3 Auburn at #17 Tennessee	L	62-67

**NO. 4 AUBURN VS. OPPONENTS (17-6)**

1/31/59	#4 Auburn at Vanderbilt	W	64-61
2/3/59	#4 Auburn at Georgia Tech	W	51-40
2/7/59	Georgia at #4 Auburn	W	95-69
2/9/59	Florida at #4 Auburn	W	93-71
2/14/59	LSU at #4 Auburn	W	115-67
2/16/59	Tulane at #4 Auburn	W	79-56
3/5/99	#4 Auburn vs. Alabama	W	93-61
3/6/99	#4 Auburn vs. #14 Kentucky	L	57-69
3/11/99	#4 Auburn vs. Winthrop	W	80-41
3/13/99	#4 Auburn vs. Oklahoma State	W	81-74
3/18/99	#4 Auburn vs. Ohio State	L	64-72
12/30/99	Southern Miss at #4 Auburn	W	56-50
1/2/00	Stony Brook at #4 Auburn	W	100-45
1/8/00	Georgia at #4 Auburn	W	67-52
1/11/00	#20 Kentucky at #4 Auburn	W	66-63
1/16/00	#4 Auburn at Mississippi State	W	51-45
1/19/00	South Carolina at #4 Auburn	W	65-61
1/22/00	#4 Auburn at Ole Miss	L	77-79 (OT)
1/15/20	#4 Auburn at Alabama	L	64-83
1/18/20	#4 Auburn at Florida	L	47-69
1/11/22	#4 Auburn at #24 Alabama	W	81-77
1/15/22	#4 Auburn at Ole Miss	W	80-71
3/11/22	#4 Auburn vs. Texas A&M	L	62-67

**NO. 5 AUBURN VS. OPPONENTS (10-2)**

1/17/59	#5 Auburn vs. Alabama	W	57-55
1/21/59	Georgia Tech at #5 Auburn	W	66-55
1/24/59	#5 Auburn at Georgia	W	81-61
12/28/86	#5 Auburn vs. Iowa State	W	89-87
12/29/86	#5 Auburn vs. UTEP	L	82-87
1/3/87	#11 Kentucky at #5 Auburn	L	60-63
12/1/99	Belmont at #5 Auburn	W	65-56
12/5/99	Florida State at #5 Auburn	W	55-54
1/8/20	Vanderbilt at #5 Auburn	W	83-79
1/11/20	Georgia at #5 Auburn	W	82-60

3/2/22	#5 Auburn at Mississippi State	W	81-68 (OT)
3/5/22	South Carolina at #5 Auburn	W	82-71

**NO. 6 AUBURN VS. OPPONENTS (11-1)**

1/10/59	#6 Auburn at Florida	W	63-54
2/28/59	#6 Auburn vs. Alabama	W	69-50
12/18/86	Augusta College at #6 Auburn	W	89-66
1/20/99	#6 Auburn at #7 Kentucky	L	62-72
1/23/99	#6 Auburn at Alabama	W	73-58
2/3/99	#6 Auburn at South Carolina	W	76-48
2/6/99	LSU at #6 Auburn	W	80-54
12/13/99	Coppin State at #6 Auburn	W	63-35
12/16/99	#6 Auburn vs. Bradley	W	78-64
12/20/99	#6 Auburn vs. Puerto Rico-Mayaguez	W	109-52
12/21/99	#6 Auburn vs. Virginia Tech	W	73-63
12/22/99	#6 Auburn vs. Pepperdine	W	87-67

**NO. 7 AUBURN VS. OPPONENTS (7-2)**

12/11/86	Austin Peay at #7 Auburn	W	115-93
12/13/86	SW Louisiana at #7 Auburn	W	107-91
12/15/86	#7 Auburn at Eastern Kentucky	W	97-82
12/27/99	Mississippi State at #7 Auburn	W	64-54
1/30/99	#7 Auburn at Georgia	W	85-74
1/25/00	#7 Auburn at #11 Tennessee	L	76-105
1/29/00	Mississippi State at #7 Auburn	W	73-57
12/8/18	#7 Auburn at NC State	L	71-78
12/22/18	Murray State at #7 Auburn	W	93-88

**NO. 8 AUBURN VS. OPPONENTS (14-6)**

12/27/58	Florence State at #8 Auburn	W	104-78
12/29/58	#8 Auburn at Florida State	W	69-62
1/13/99	#8 Auburn at Ole Miss	W	74-59
1/16/99	Florida at #8 Auburn	W	88-69
12/11/99	#8 Auburn vs. Pennsylvania	W	77-70
2/9/00	#8 Auburn at #25 LSU	L	68-83
2/22/00	#8 Auburn at Alabama	W	64-68
2/27/00	#8 Auburn at #9 Florida	L	59-88
2/7/18	Texas A&M #8 Auburn	L	80-81
2/10/18	#8 Auburn at Georgia	W	78-61
11/20/18	#8 Auburn vs. #1 Duke	L	72-78
11/21/18	#8 Auburn vs. Arizona	W	73-57
11/28/18	Saint Peter's at #8 Auburn	W	99-49
12/4/18	UNC Asheville at #8 Auburn	W	67-41
12/8/18	Dayton at #8 Auburn	W	82-72
12/15/18	#8 Auburn vs. UAB	W	75-71 (OT)
12/29/19	Lipscomb at #8 Auburn	W	86-59
1/4/20	#8 Auburn at Mississippi State	W	80-68
3/18/22	#8 Auburn vs. Jacksonville State	W	80-61
3/20/22	#8 Auburn vs. Miami (Fla.)	L	61-79

**NO. 9 AUBURN VS. OPPONENTS (8-1)**

1/3/59	#8 Mississippi State at #9 Auburn	W	97-66
1/5/59	Ole Miss at #9 Auburn	W	60-47
1/2/61	Florence State at #9 Auburn	W	76-50
2/18/63	Tulane at #9 Auburn	W	63-61
2/23/63	#9 Auburn at Kentucky	L	59-78
11/14/18	Mississippi College at #9 Auburn	W	103-52
11/19/18	#9 Auburn vs. Xavier	W	88-79 (OT)
1/4/22	#9 Auburn at South Carolina	W	81-66
1/8/22	Florida at #9 Auburn	W	85-73

# WAREAGLE

2023-24 AUBURN MEN'S BASKETBALL

**RANKED AUBURN VS. OPPONENTS BY AUBURN RANKING (AP POLL)**

**NO. 10 AUBURN VS. OPPONENTS (6-5)**

1/7/61	Mississippi State at #10 Auburn	L	48-56
1/5/63	Mississippi State at #10 Auburn	L	53-62
1/7/63	Ole Miss at #10 Auburn	W	79-44
11/22/85	#10 Auburn vs. West Virginia	L	58-75
11/26/85	B'ham Southern at #10 Auburn	W	61-51
1/14/87	Tennessee at #10 Auburn	W	66-56
1/17/87	#10 Auburn at Vanderbilt	L	75-91
2/2/00	Alabama at #10 Auburn	W	77-63
2/5/00	Arkansas at #10 Auburn	W	73-55
2/14/18	Kentucky at #10 Auburn	W	76-66
2/17/18	#10 Auburn at South Carolina	L	75-84

**NO. 11 AUBURN VS. OPPONENTS (13-3)**

12/16/60	#11 Auburn vs. Virginia Tech	W	76-73
12/17/60	#11 Auburn vs. Alabama	W	74-62
2/16/00	#11 Auburn at #24 Vanderbilt	W	86-80
2/19/00	Ole Miss at #11 Auburn	W	75-72
1/30/18	#11 Auburn at Ole Miss	W	79-70
2/3/18	Vanderbilt at #11 Auburn	W	93-81
11/6/18	South Alabama at #11 Auburn	W	101-58
11/9/18	#25 Washington at #11 Auburn	W	88-66
1/9/19	#11 Auburn at Ole Miss	L	67-82
1/12/19	Georgia at #11 Auburn	W	93-78
2/4/20	#11 Auburn at Arkansas	W	79-76 (OT)
2/8/20	#18 LSU at #11 Auburn	W	91-90 (OT)
2/12/20	Alabama at #11 Auburn	W	95-91 (OT)
2/15/20	#11 Auburn at Missouri	L	73-85
12/29/21	#16 LSU at #11 Auburn	W	70-55
12/10/22	#11 Auburn vs. Memphis	L	73-82

**NO. 12 AUBURN VS. OPPONENTS (8-1)**

11/28/86	#12 Auburn at UAB	W	68-58
12/1/86	Armstrong State at #12 Auburn	W	94-54
2/21/18	Alabama at #12 Auburn	W	90-71
2/24/18	#12 Auburn at Florida	L	66-72
12/29/18	North Florida at #12 Auburn	W	95-49
12/14/19	#12 Auburn vs. Saint Louis	W	67-61
12/19/19	NC State at #12 Auburn	W	79-73
12/21/19	Lehigh at #12 Auburn	W	74-51
12/22/21	Murray State at #12 Auburn	W	71-58

**NO. 13 AUBURN VS. OPPONENTS (14-3)**

12/17/58	Florida State at #13 Auburn	W	95-74
12/19/58	#13 Auburn vs. Wyoming	W	70-47
12/20/58	#13 Auburn vs. Alabama	W	79-60
2/27/60	#13 Auburn vs. Alabama	W	63-61 (OT)
1/7/87	Georgia at #13 Auburn	W	62-58 (OT)
1/10/87	#13 Auburn at Mississippi State	W	66-52
3/1/00	#12 LSU at #13 Auburn	L	53-55
3/5/00	#13 Auburn at Arkansas	L	55-64
2/19/20	#13 Auburn at Georgia	L	55-65
2/22/20	Tennessee at #13 Auburn	W	73-66
12/14/21	North Alabama at #13 Auburn	W	70-44
12/18/21	Saint Louis at #13 Auburn	W	74-70
11/15/22	Winthrop at #13 Auburn	W	89-65
11/18/22	Texas Southern at #13 Auburn	W	72-56
11/22/22	#13 Auburn vs. Bradley	W	85-64
11/23/22	#13 Auburn vs. Northwestern	W	43-42
11/27/22	Saint Louis at #13 Auburn	W	65-60

**NO. 14 AUBURN VS. OPPONENTS (10-4)**

1/27/75	Georgia at #14 Auburn	W	65-64
2/1/75	#14 Auburn at #9 Alabama	L	53-77
1/6/99	#18 Arkansas at #14 Auburn	W	83-66
1/9/99	#14 Auburn at LSU	W	73-70
2/27/18	#14 Auburn at Arkansas	L	82-91
3/3/18	South Carolina at #14 Auburn	W	79-70
1/16/19	#14 Auburn at Texas A&M	W	85-66
1/19/19	#12 Kentucky at #14 Auburn	L	80-82
3/21/19	#14 Auburn vs. New Mexico State	W	78-77
3/23/19	#14 Auburn vs. #17 Kansas	W	89-75
3/29/19	#14 Auburn vs. #3 North Carolina	W	97-80
3/31/19	#14 Auburn vs. #7 Kentucky	W	77-71 (OT)
4/6/19	#14 Auburn vs. #2 Virginia	L	62-63
12/5/19	Furman at #14 Auburn	W	81-78 (OT)

**NO. 15 AUBURN VS. OPPONENTS (6-3)**

12/29/98	Bethune-Cookman at #15 Auburn	W	99-46
1/2/99	Tennessee at #15 Auburn	W	90-62
2/25/20	Ole Miss at #15 Auburn	W	67-58
2/29/20	#15 Auburn at #8 Kentucky	L	66-73
11/7/22	George Mason at #15 Auburn	W	70-52
11/11/22	USF at #15 Auburn	W	67-59
12/2/22	Colgate at #15 Auburn	W	93-66
1/25/23	Texas A&M at #15 Auburn	L	63-79
1/28/23	#15 Auburn at West Virginia	L	77-80

**NO. 16 AUBURN VS. OPPONENTS (5-4)**

3/1/58	#16 Auburn vs. Alabama	W	67-65
2/11/84	#16 Auburn at #6 Kentucky	L	64-84
3/9/18	#16 Auburn vs. Alabama	L	63-81
1/22/19	#16 Auburn at South Carolina	L	77-80
1/26/19	#16 Auburn at #22 Mississippi State	L	84-92
1/22/20	South Carolina at #16 Auburn	W	80-67
1/25/20	Iowa State at #16 Auburn	W	80-76
1/18/23	#16 Auburn at LSU	W	67-49
1/21/23	#16 Auburn at South Carolina	W	81-66

**NO. 17 AUBURN VS. OPPONENTS (14-4)**

2/13/60	#17 Auburn at LSU	W	63-61
2/15/60	#17 Auburn at Tulane	W	53-51 (OT)
2/20/60	Kentucky at #17 Auburn	W	61-60
2/22/60	Tennessee at #17 Auburn	W	72-63
12/3/75	#17 Auburn at Western Carolina	W	88-76
12/13/75	#17 Auburn at South Florida	W	79-78
12/19/75	#17 Auburn vs. SMU	L	85-87 (OT)
12/20/75	#17 Auburn vs. Tulsa	W	92-74
1/22/87	#17 Auburn at #13 Alabama	L	82-88
1/24/87	Ole Miss at #17 Auburn	W	85-61
1/17/18	#17 Auburn at Alabama	L	71-76
1/20/18	Georgia at #17 Auburn	W	79-65
1/24/18	#17 Auburn at Missouri	W	91-73
1/27/18	LSU at #17 Auburn	W	95-70
1/28/20	#17 Auburn at Ole Miss	W	83-82 (2OT)
2/1/20	#13 Kentucky at #17 Auburn	W	75-66
3/4/20	Texas A&M at #17 Auburn	L	75-78
3/7/20	#17 Auburn at Tennessee	W	85-63

## RANKED AUBURN VS. OPPONENTS BY AUBURN RANKING (AP POLL)

### NO. 18 AUBURN VS. OPPONENTS (7-3)

1/28/87	#18 Auburn at LSU	L	73-75
1/31/87	#19 Florida at #18 Auburn	W	81-68
2/1/87	#3 UNLV at #18 Auburn	L	85-104
12/15/98	Wofford at #18 Auburn	W	79-51
12/19/98	#18 Auburn at Navy	W	88-70
11/25/19	#18 Auburn vs. New Mexico	W	84-59
11/26/19	#18 Auburn vs. Richmond	W	79-65
12/11/21	#18 Auburn vs. Nebraska	W	99-68
12/14/22	Georgia State at #18 Auburn	W	72-64
12/18/22	#18 Auburn at USC	L	71-74

### NO. 19 AUBURN VS. OPPONENTS (9-4)

1/31/84	Ole Miss at #19 Auburn	W	60-50
2/5/84	#19 Auburn at Florida	W	67-65
12/3/85	West Virginia at #19 Auburn	W	84-59
12/6/85	#19 Auburn vs. Kentucky Wesleyan	W	80-71
12/7/85	#19 Auburn vs. Western Kentucky	L	58-71
1/13/88	#19 Auburn at Georgia	L	68-87
1/16/88	Mississippi State at #19 Auburn	W	65-57
3/16/18	#19 Auburn vs. Charleston	W	62-58
3/18/18	#19 Auburn vs. #20 Clemson	L	84-53
11/18/19	Colgate at #19 Auburn	W	91-62
11/24/21	#19 Auburn vs. #22 UConn	L	109-115 (2OT)
11/25/21	#19 Auburn vs. Loyola Chicago	W	62-53
11/26/21	#19 Auburn vs. Syracuse	W	89-68

### NO. 20 AUBURN VS. OPPONENTS (5-6)

1/15/55	#20 Auburn vs. #14 Alabama	L	78-99
1/25/75	#20 Auburn at LSU	W	87-78
12/28/76	#20 Auburn vs. Creighton	L	76-81
12/29/76	#20 Auburn vs. Rutgers	W	78-75
1/3/77	#4 Alabama at #20 Auburn	L	71-74
1/22/83	Georgia at #20 Auburn	W	66-64
2/4/87	#20 Auburn at Kentucky	L	71-75
2/7/87	#20 Auburn at Georgia	L	71-75
12/28/22	Florida at #20 Auburn	W	61-58
1/4/23	#20 Auburn at Georgia	L	64-76
1/7/23	#13 Arkansas at #20 Auburn	W	72-59

### NO. 21 AUBURN VS. OPPONENTS (5-1)

1/24/96	#21 Auburn at Ole Miss	L	69-82
11/19/21	#21 Auburn at South Florida	W	58-52
12/1/21	UCF at #21 Auburn	W	85-68
12/4/21	Yale at #21 Auburn	W	86-64
1/10/23	#21 Auburn at Ole Miss	W	82-73
1/14/23	Mississippi State at #21 Auburn	W	69-63

### NO. 22 AUBURN VS. OPPONENTS (13-3)

1/31/96	#22 Auburn at Vanderbilt	L	62-76
2/4/96	Mississippi State at #22 Auburn	L	75-78 (OT)
2/7/96	South Carolina at #22 Auburn	W	84-73
2/10/96	#22 Auburn at Florida	W	73-70
3/16/00	#22 Auburn vs. Creighton	W	72-69
3/18/00	#22 Auburn vs. #6 Iowa State	L	60-79
1/9/18	Ole Miss at #22 Auburn	W	85-70
1/13/18	#22 Auburn at Mississippi State	W	76-68
3/14/19	#22 Auburn vs. Missouri	W	81-71
3/15/19	#22 Auburn vs. South Carolina	W	73-64
3/16/19	#22 Auburn vs. Florida	W	65-62
3/17/19	#22 Auburn vs. #8 Tennessee	W	84-64
11/12/19	#22 Auburn at South Alabama	W	70-69
11/15/19	CSUN at #22 Auburn	W	116-70
11/9/21	Morehead State at #22 Auburn	W	77-54
11/12/21	Louisiana-Monroe at #22 Auburn	W	93-65

### NO. 23 AUBURN VS. OPPONENTS (5-2)

1/21/96	LSU at #23 Auburn	W	95-87
3/10/00	#23 Auburn vs. #10 Florida	W	78-70
3/11/00	#23 Auburn vs. South Carolina	W	77-72 (OT)
3/12/00	#23 Auburn vs. Arkansas	L	67-75
12/21/22	#23 Auburn at Washington	W	84-61
2/1/23	Georgia at #23 Auburn	W	94-73
2/4/23	#23 Auburn at #2 Tennessee	L	43-46

### NO. 24 AUBURN VS. OPPONENTS (3-2)

12/12/98	#24 Auburn at UAB	W	77-64
1/22/03	#24 Auburn at #8 Kentucky	L	51-67
1/25/03	#24 Auburn at #19 Georgia	L	79-85
11/5/19	Georgia Southern at #24 Auburn	W	83-74
11/8/19	#24 Auburn vs. Davidson	W	76-66

### NO. 25 AUBURN VS. OPPONENTS (0-0)

## AUBURN VS. RANKED OPPONENTS BY OPPONENT RANKING (AP POLL)

### 1950-51 SEASON (0-2)

1/5/51	Auburn at #3 Kentucky	L	35-79
3/2/51	Auburn vs. #1 Kentucky	L	54-84

### 1952-53 SEASON (0-1)

2/14/53	#8 LSU at Auburn	L	57-65
---------	------------------	---	-------

### 1953-54 SEASON (0-3)

12/30/53	#19 Vanderbilt at Auburn	L	48-96
2/20/54	Auburn at #13 LSU	L	59-77
2/27/54	Auburn vs. #2 Kentucky	L	79-109

### 1954-55 SEASON (0-4)

1/15/55	#20 Auburn vs. #16 Alabama	L	78-99
2/5/55	Auburn at #20 Vanderbilt	L	74-79
2/26/55	Auburn at #2 Kentucky	L	59-93
3/5/55	Auburn vs. #11 Alabama	L	80-84

### 1955-56 SEASON (1-4)

12/20/55	Auburn at #15 Oklahoma City	L	58-76
1/14/56	Auburn vs. #19 Alabama	L	77-86
2/4/56	Auburn vs. #7 Kentucky	L	81-82
2/27/56	#7 Vanderbilt at Auburn	W	74-65
3/2/56	Auburn vs. #3 Alabama	L	82-93

### 1956-57 SEASON (0-1)

2/25/57	Auburn at #3 Kentucky	L	85-103
---------	-----------------------	---	--------

### 1957-58 SEASON (2-1)

1/4/58	Auburn at #9 Mississippi State	L	42-70
2/22/58	#20 Tennessee at Auburn	W	72-66
2/24/58	Auburn vs. #13 Kentucky	W	64-63

### 1958-59 SEASON (1-1)

1/3/59	#8 Mississippi State at #9 Auburn	W	97-66
2/21/59	#2 Auburn at #3 Kentucky	L	56-75

### 1959-60 SEASON (2-0)

1/19/60	Auburn at #6 Georgia Tech	W	66-59
2/2/60	#6 Georgia Tech at Auburn	W	48-45

### 1961-62 SEASON (0-2)

1/6/62	Auburn at #9 Mississippi State	L	48-51
2/26/62	#3 Kentucky at Auburn	L	60-63

### 1962-63 SEASON (0-1)

1/22/63	Auburn at #9 Georgia Tech	L	64-69
---------	---------------------------	---	-------

### 1963-64 SEASON (1-1)

2/1/64	#5 Vanderbilt at Auburn	W	81-63
2/22/64	Auburn vs. #3 Kentucky	L	79-99

### 1964-65 SEASON (0-2)

2/22/65	Auburn at #8 Tennessee	L	38-69
3/1/65	#9 Vanderbilt at Auburn	L	64-79

### 1965-66 SEASON (0-4)

1/29/66	Auburn at #2 Kentucky	L	78-115
1/31/66	Auburn at #4 Vanderbilt	L	63-68
2/12/66	#1 Kentucky at Auburn	L	64-77
2/14/66	#5 Vanderbilt at Auburn	L	76-91

### 1966-67 SEASON (1-2)

12/31/66	#9 Vanderbilt at Auburn	W	64-51
1/9/67	Auburn at #10 Mississippi State	L	54-59
2/25/67	#9 Tennessee at Auburn	L	45-54

### 1967-68 SEASON (0-2)

1/15/68	#8 Vanderbilt at Auburn	L	65-74
2/26/68	Auburn at #5 Kentucky	L	57-89

### 1968-69 SEASON (1-3)

12/4/68	Auburn at #9 Vanderbilt	L	70-73
12/20/68	#9 Kentucky at Auburn	W	74-73
2/3/69	Auburn at #5 Kentucky	L	93-105
3/3/69	#17 Kentucky at Auburn	L	86-90

### 1969-70 SEASON (0-3)

12/1/69	#1 South Carolina at Auburn	L	64-86
2/2/70	#2 Kentucky at Auburn	L	83-84
3/2/70	Auburn at #1 Kentucky	L	81-102

### 1970-71 SEASON (1-5)

12/3/70	Auburn at #3 South Carolina	L	69-86
12/5/70	#19 N.C. State at Auburn	W	91-85
1/30/71	Auburn at #8 Tennessee	L	68-90
2/1/71	Auburn at #11 Kentucky	L	76-114
2/27/71	#17 Tennessee at Auburn	L	71-76
3/1/71	#10 Kentucky at Auburn	L	83-102

### 1971-72 SEASON (0-1)

12/1/71	#12 South Carolina at Auburn	L	63-84
---------	------------------------------	---	-------

### 1972-73 SEASON (0-2)

1/20/73	#11 Alabama at Auburn	L	64-76
2/17/73	Auburn at #17 Alabama	L	75-87

### 1973-74 SEASON (0-4)

12/1/73	Auburn vs. #17 Jacksonville	L	78-90
2/2/74	#8 Alabama at Auburn	L	64-73
2/18/74	#5 Vanderbilt at Auburn	L	79-89
3/4/74	Auburn at #7 Alabama	L	84-97

### 1974-75 SEASON (2-1)

1/11/75	#7 Kentucky at Auburn	W	90-85
2/1/75	#14 Auburn at #9 Alabama	L	53-77
3/8/75	#7 Alabama at Auburn	W	76-70

### 1975-76 SEASON (1-4)

12/27/75	Auburn at #9 NC State	L	74-79
1/10/76	#10 Alabama at Auburn	L	62-63
1/19/76	Auburn at #9 Tennessee	L	78-83
2/7/76	Auburn at #17 Alabama	L	75-86
2/16/76	#8 Tennessee at Auburn	W	73-72 (OT)

### 1976-77 SEASON (1-4)

1/3/77	#4 Alabama at #20 Auburn	W	74-71
1/15/77	#2 Kentucky at Auburn	L	68-75
2/5/77	#11 Tennessee at Auburn	L	83-93
2/12/77	Auburn at #3 Kentucky	L	82-89
3/5/77	Auburn at #12 Alabama	L	77-81

## AUBURN VS. RANKED OPPONENTS BY OPPONENT RANKING (AP POLL)

### 1977-78 SEASON (0-2)

1/9/78	#1 Kentucky at Auburn	L	77-101
2/6/78	Auburn at #1 Kentucky	L	81-104

### 1978-79 SEASON (0-5)

1/15/79	Auburn at #13 LSU	L	82-94
1/20/79	#18 Alabama at Auburn	L	76-83
1/27/79	Auburn at #19 Vanderbilt	L	59-66
2/17/79	Auburn at #20 Alabama	L	73-80
3/2/79	Auburn vs. #20 Tennessee	L	64-75

### 1979-80 SEASON (0-5)

1/2/80	Auburn at #2 Kentucky	L	65-67
1/16/80	Auburn at #14 LSU	L	82-93
1/30/80	#3 Kentucky at Auburn	L	62-64
2/13/80	#5 LSU at Auburn	L	44-50
2/28/80	Auburn vs. #2 Kentucky	L	61-69

### 1980-81 SEASON (0-5)

1/7/81	#4 Kentucky at Auburn	L	66-79
1/21/81	#5 LSU at Auburn	L	64-74
2/4/81	Auburn at #6 Kentucky	L	74-102
2/18/81	Auburn at #4 LSU	L	47-58
2/28/81	Auburn at #10 Tennessee	L	63-75

### 1981-82 SEASON (2-4)

1/6/82	Auburn at #3 Kentucky	L	71-83
1/27/82	#13 Alabama at Auburn	L	65-67
2/3/82	#9 Kentucky at Auburn	W	83-81 (OT)
2/24/82	Auburn at #17 Alabama	L	72-74
2/27/82	#19 Tennessee at Auburn	W	56-54
3/4/82	Auburn vs. #15 Kentucky	L	66-89

### 1982-83 SEASON (2-2)

12/8/82	Auburn at #9 Houston	L	65-77
1/5/83	#5 Alabama at Auburn	W	91-80
1/15/83	Auburn at #6 Kentucky	W	75-67
2/12/83	#13 Kentucky at Auburn	L	69-71

### 1983-84 SEASON (2-3)

12/27/83	Auburn vs. #10 Wake Forest	L	67-76
1/13/84	#2 Kentucky at Auburn	W	82-63
1/27/84	#10 LSU at Auburn	W	80-78
2/11/84	#16 Auburn at #6 Kentucky	L	84-64
3/10/84	Auburn vs. #3 Kentucky	L	49-51

### 1984-85 SEASON (2-1)

11/30/84	Auburn at #13 UAB	W	61-59
3/16/85	Auburn vs. #13 Kansas	W	66-64
3/22/85	Auburn vs. #7 North Carolina	L	56-62

### 1985-86 SEASON (4-3)

12/10/85	Auburn at #16 UAB	L	56-62
1/6/86	#12 Kentucky at Auburn	W	60-56
1/31/86	Auburn at #8 Kentucky	L	71-81
2/15/86	#18 Alabama at Auburn	W	71-69
3/16/86	Auburn vs. #4 St. John's	W	81-65
3/20/86	Auburn vs. #11 UNLV	W	70-63
3/22/86	Auburn vs. #22 Louisville	L	76-84

### 1986-87 SEASON (1-6)

1/3/87	#11 Kentucky at #5 Auburn	L	60-63
1/22/87	#17 Auburn at #13 Alabama	L	82-88
1/31/87	#19 Florida at #18 Auburn	W	81-68
2/1/87	#3 UNLV at #18 Auburn	L	85-104
2/21/87	#12 Alabama at Auburn	L	75-77
3/7/87	Auburn vs. #9 Alabama	L	68-87
3/14/87	Auburn vs. #3 Indiana	L	90-107

### 1987-88 SEASON (4-1)

1/9/88	Auburn at #1 Kentucky	W	53-52
2/6/88	Auburn at #10 Florida	W	58-57
2/24/88	Auburn at #17 Vanderbilt	W	81-68
3/17/88	Auburn vs. #11 Bradley	W	90-86
3/19/88	Auburn vs. #8 Oklahoma	L	87-107

### 1988-89 SEASON (0-2)

1/4/89	#19 Tennessee at Auburn	L	73-84
2/8/89	#19 LSU at Auburn	L	91-104

### 1989-90 SEASON (1-3)

1/6/90	#17 LSU at Auburn	L	70-77
1/27/90	Auburn at #24 Alabama	L	59-78
2/7/90	Auburn at #11 LSU	L	71-82
3/9/90	Auburn vs. #16 LSU	W	78-76

### 1990-91 SEASON (1-3)

1/29/91	#10 Kentucky at Auburn	L	81-89
2/13/91	Auburn at #20 LSU	L	61-98
3/2/91	Auburn at #13 Kentucky	L	93-114
3/8/91	Auburn vs. #16 LSU	W	92-77

### 1991-92 SEASON (1-4)

1/4/92	Auburn at #16 Arkansas	L	92-110
1/18/92	#9 Alabama at Auburn	W	81-63
2/8/92	#19 Kentucky at Auburn	L	67-85
2/26/92	#9 Arkansas at Auburn	L	74-82
3/7/92	Auburn at #20 Alabama	L	80-82

### 1992-93 SEASON (2-2)

1/23/93	Auburn at #8 Arkansas	W	100-89
1/30/93	#15 Vanderbilt at Auburn	L	70-73
2/27/93	Auburn at #2 Kentucky	L	78-80
3/6/93	#13 Arkansas at Auburn	W	81-80

### 1993-94 SEASON (0-5)

12/28/93	Auburn vs. #7 Michigan	L	81-102
1/14/94	#3 Arkansas at Auburn	L	105-117
1/30/94	#7 Kentucky at Auburn	L	74-91
2/2/94	Auburn at #24 Florida	L	67-68
2/26/94	Auburn at #1 Arkansas	L	81-91

### 1994-95 SEASON (4-5)

1/4/95	Auburn at #6 Kentucky	L	64-98
1/14/95	#4 Arkansas at Auburn	W	104-90
1/25/95	#23 Florida at Auburn	W	77-71
2/1/95	Auburn at #20 Alabama	L	63-65
2/11/95	Auburn at #21 Mississippi State	W	70-69
2/18/95	#18 Alabama at Auburn	L	73-86
3/1/95	#14 Mississippi State at Auburn	W	76-69
3/4/95	Auburn at #7 Arkansas	L	66-68
3/10/95	Auburn vs. #3 Kentucky	L	81-93



## AUBURN VS. RANKED OPPONENTS BY OPPONENT RANKING (AP POLL)

### 1995-96 SEASON (2-2)

1/26/95	Auburn vs. #13 Louisville	W	82-71
1/13/96	#17 Georgia at Auburn	W	89-86
2/27/96	#1 Kentucky at Auburn	L	73-88
3/8/96	Auburn vs. #25 Mississippi State	L	58-69

### 1996-97 SEASON (0-2)

1/18/97	Auburn at 4 Kentucky	L	53-77
3/7/97	Auburn vs. #6 Kentucky	L	50-92

### 1997-98 SEASON (1-5)

11/11/97	Auburn vs. #24 Temple	L	42-68
1/21/98	#18 Arkansas at Auburn	L	65-79
1/24/98	#14 South Carolina at Auburn	L	56-61
1/31/98	#12 Ole Miss at Auburn	W	68-67
2/25/98	#7 Kentucky at Auburn	L	58-83
2/28/98	Auburn at #13 Ole Miss	L	67-74

### 1998-99 SEASON (1-3)

1/6/99	#18 Arkansas at #14 Auburn	W	83-66
1/20/99	#6 Auburn at #7 Kentucky	L	62-72
3/6/99	#4 Auburn vs. #14 Kentucky	L	57-69
3/14/99	Auburn vs. #14 Ohio State	L	64-72

### 1999-00 SEASON (3-6)

11/27/99	#2 Auburn vs. #7 Stanford	L	58-67
1/11/00	#20 Kentucky at #4 Auburn	W	66-63
1/25/00	#7 Auburn at #11 Tennessee	L	76-105
2/9/00	#8 Auburn at #25 LSU	L	68-83
2/16/00	#11 Auburn at #24 Vanderbilt	W	86-80
2/27/00	#8 Auburn at #9 Florida	L	59-88
3/1/00	#12 LSU at #13 Auburn	L	53-55
3/10/00	#23 Auburn vs. #10 Florida	W	78-70
3/18/00	#22 Auburn vs. #6 Iowa State	L	60-79

### 2000-01 SEASON (1-6)

1/6/01	#5 Tennessee at Auburn	L	88-96
1/25/01	#14 Florida at Auburn	L	63-65
1/27/01	Auburn at #15 Alabama	L	80-81
2/21/01	#14 Alabama at Auburn	W	72-69 (OT)
2/24/01	Auburn at #12 Ole Miss	L	62-64
2/28/01	Auburn at #15 Kentucky	L	78-90
3/8/01	Auburn vs. #24 Tennessee	L	66-73

### 2001-02 SEASON (2-5)

12/8/01	Auburn vs. #7 Virginia	L	72-77
1/12/02	#14 Alabama at Auburn	W	59-56
1/22/02	#8 Kentucky at Auburn	L	62-69
2/9/02	#17 Georgia at Auburn	W	75-72
2/20/02	Auburn at #8 Florida	L	61-89
2/27/02	Auburn at #6 Alabama	L	68-73
3/7/02	Auburn vs. #11 Florida	L	63-81

### 2002-03 SEASON (2-7)

1/18/03	#9 Alabama at Auburn	W	77-68
1/22/03	#24 Auburn at #8 Kentucky	L	51-67
1/25/03	#24 Auburn at #19 Georgia	L	79-85
2/19/03	#19 Mississippi State at Auburn	L	46-63
3/1/03	#4 Florida at Auburn	L	70-73
3/8/03	Auburn at #21 Mississippi State	L	45-67
3/15/03	Auburn vs. #2 Kentucky	L	58-78
3/23/03	Auburn vs. #8 Wake Forest	W	68-62
3/28/03	Auburn vs. #12 Syracuse	L	78-79

### 2003-04 SEASON (1-5)

1/7/04	Auburn at #20 Vanderbilt	L	53-59
1/24/04	Auburn at #17 Florida	L	52-68
1/31/04	#11 Mississippi State at Auburn	L	68-73
2/18/04	Auburn at #24 LSU	W	80-68
2/21/04	#9 Kentucky at Auburn	L	59-68
3/2/04	Auburn at #5 Mississippi State	L	91-105

### 2004-05 SEASON (0-5)

12/3/04	Auburn vs. #24 Virginia	L	87-89
1/5/05	Auburn at #18 Mississippi State	L	53-90
1/26/05	#14 Alabama at Auburn	L	55-60
2/23/05	Auburn at #5 Kentucky	L	73-81
3/2/05	Auburn at #19 Alabama	L	53-94

### 2005-06 SEASON (0-4)

1/14/06	Auburn at #2 Florida	L	57-69
2/1/06	Auburn at #24 LSU	L	69-84
2/15/06	Auburn at #8 Tennessee	L	89-105
2/18/06	#25 LSU at Auburn	L	61-65

### 2006-07 SEASON (3-5)

11/25/06	Auburn vs. #7 Wisconsin	L	63-77
12/3/06	#2 Pittsburgh at Auburn	L	66-74
12/22/06	#13 Texas A&M at Auburn	L	58-87
1/13/07	Auburn at #13 LSU	L	63-65
1/17/07	#22 Tennessee at Auburn	W	83-80
1/23/07	#12 Alabama at Auburn	W	81-57
1/27/07	#1 Florida at Auburn	L	66-91
2/24/07	Auburn at #25 Alabama	W	86-77

### 2007-08 SEASON (1-3)

1/19/08	#15 Ole Miss at Auburn	W	80-77
2/2/08	Auburn at #18 Vanderbilt	L	71-78
2/20/08	Auburn at #2 Tennessee	L	70-89
3/13/08	Auburn vs. #17 Vanderbilt	L	82-93

### 2008-09 SEASON (1-1)

2/21/09	Auburn at #23 LSU	L	72-79
3/7/09	#11 LSU at Auburn	W	69-53

### 2009-10 SEASON (0-2)

1/14/10	Auburn at #9 Tennessee	L	55-81
1/28/10	Auburn at #18 Ole Miss	L	74-84

### 2010-11 SEASON (0-2)

1/11/11	Auburn at #13 Kentucky	L	54-78
2/19/11	#18 Vanderbilt at Auburn	L	60-77

### 2011-12 SEASON (1-3)

1/11/12	#2 Kentucky at Auburn	L	53-68
2/4/12	Auburn at #19 Mississippi State	L	88-91
2/18/12	#23 Mississippi State at Auburn	W	65-55
2/21/12	Auburn at #11 Florida	L	47-63

### 2012-13 SEASON (0-4)

12/29/12	Auburn vs. #12 Illinois	L	79-81
1/26/13	#23 Ole Miss at Auburn	L	61-63
2/2/13	Auburn at #17 Missouri	L	77-91
2/16/13	#7 Florida at Auburn	L	52-83

## AUBURN VS. RANKED OPPONENTS BY OPPONENT RANKING (AP POLL)

### 2013-14 SEASON (0-5)

12/2/13	Auburn at #17 Iowa State	L	70-99
1/11/14	#21 Missouri at Auburn	L	68-70
1/18/14	#7 Florida at Auburn	L	61-68
2/14/14	#14 Kentucky at Auburn	L	56-64
2/19/14	Auburn at #2 Florida	L	66-71

### 2014-15 SEASON (0-3)

2/10/15	#23 Arkansas at Auburn	L	87-101
2/21/15	Auburn at #1 Kentucky	L	75-110
3/14/15	Auburn vs. #1 Kentucky	L	67-91

### 2015-16 SEASON (1-3)

12/19/15	Auburn at #10 Xavier	L	61-85
1/5/16	#20 South Carolina at Auburn	L	69-81
1/16/16	#13 Kentucky at Auburn	W	75-70
3/1/16	#18 Texas A&M at Auburn	L	63-81

### 2016-17 SEASON (0-4)

11/23/16	Auburn vs. #17 Purdue	L	71-96
1/14/17	Auburn at #6 Kentucky	L	72-92
1/24/17	Auburn at #23 South Carolina	L	69-98
2/14/17	#13 Florida at Auburn	L	95-114

### 2017-18 SEASON (2-1)

1/2/18	Auburn at #23 Tennessee	W	94-84
1/6/18	#22 Arkansas at Auburn	W	88-77
3/18/18	#19 Auburn vs. #20 Clemson	L	53-84

### 2018-19 SEASON (6-6)

11/9/18	#25 Washington at #11 Auburn	W	88-66
11/20/18	#8 Auburn vs. #1 Duke	L	72-78
1/19/19	#12 Kentucky at #14 Auburn	L	80-82
1/26/19	#16 Auburn at #22 Mississippi State	L	84-92
2/9/19	Auburn at #21 LSU	L	78-83
2/23/19	Auburn at #4 Kentucky	L	53-80
3/9/19	#5 Tennessee vs. Auburn	W	84-80
3/17/19	#22 Auburn vs. #8 Tennessee	W	84-64
3/23/19	#14 Auburn vs. #17 Kansas	W	89-75
3/29/19	#14 Auburn vs. #3 North Carolina	W	97-80
3/31/19	#14 Auburn vs. #7 Kentucky	W	77-71 (OT)
4/6/19	#14 Auburn vs. #2 Virginia	L	62-63

### 2019-20 SEASON (2-1)

2/1/20	#13 Kentucky at #17 Auburn	W	75-66
2/8/20	#18 LSU at #11 Auburn	W	91-90 (OT)
2/29/20	#15 Auburn at #8 Kentucky	L	66-73

### 2020-21 SEASON (2-3)

11/27/20	Auburn vs. #1 Gonzaga	L	67-90
1/26/21	#12 Missouri at Auburn	W	88-82
1/30/21	Auburn at #2 Baylor	L	72-84
2/27/21	#25 Tennessee at Auburn	W	77-72
3/2/21	Auburn at #8 Alabama	L	58-70

### 2021-22 SEASON (3-2)

11/24/21	#19 Auburn vs. #22 UConn	L	109-115 (2OT)
12/29/21	#16 LSU at #11 Auburn	W	70-55
1/11/22	#4 Auburn at #24 Alabama	W	81-77
1/22/22	#12 Kentucky at #2 Auburn	W	80-71
2/26/22	#3 Auburn at #17 Tennessee	L	62-67

### 2022-23 SEASON (2-4)

1/7/23	#13 Arkansas at #20 Auburn	W	72-59
2/4/23	#23 Auburn at #2 Tennessee	L	43-46
2/11/23	#3 Alabama at Auburn	L	69-77
3/1/23	Auburn at #2 Alabama	L	85-90 (OT)
3/4/23	#12 Tennessee at Auburn	W	79-70
3/18/23	#2 Houston vs. Auburn	L	64-81

**AUBURN VS. RANKED OPPONENTS BY OPPONENT RANKING (AP POLL)**

**AUBURN VS. NO. 1 TEAMS (1-13)**

3/2/51	Auburn vs. #1 Kentucky	L	54-84
2/12/66	#1 Kentucky at Auburn	L	64-77
12/1/69	#1 South Carolina at Auburn	L	64-86
3/2/70	Auburn at #1 Kentucky	L	81-102
1/9/78	#1 Kentucky at Auburn	L	77-101
2/6/78	Auburn at #1 Kentucky	L	81-104
1/9/88	Auburn at #1 Kentucky	W	53-52
2/26/94	Auburn at #1 Arkansas	L	81-91
2/27/96	#1 Kentucky at Auburn	L	73-88
1/27/07	#1 Florida at Auburn	L	66-91
2/21/15	Auburn at #1 Kentucky	L	75-110
3/14/15	Auburn vs. #1 Kentucky	L	67-91
11/20/18	#8 Auburn vs. #1 Duke	L	72-78
11/27/20	Auburn vs. #1 Gonzaga	L	67-80

**AUBURN VS. NO. 2 TEAMS (1-19)**

2/27/54	Auburn vs. #2 Kentucky	L	79-109
2/26/55	Auburn at #2 Kentucky	L	59-93
1/29/66	Auburn at #2 Kentucky	L	78-115
2/2/70	#2 Kentucky at Auburn	L	83-84
1/15/77	#2 Kentucky at Auburn	L	68-75
1/2/80	Auburn at #2 Kentucky	L	65-67
2/28/80	Auburn vs. #2 Kentucky	L	61-69
1/13/84	#2 Kentucky at Auburn	W	82-63
2/27/93	Auburn at #2 Kentucky	L	78-80
3/15/03	Auburn vs. #2 Kentucky	L	58-78
1/14/06	Auburn at #2 Florida	L	57-69
12/3/06	#2 Pittsburgh at Auburn	L	66-74
2/20/08	Auburn at #2 Tennessee	L	70-89
1/11/12	#2 Kentucky at Auburn	L	53-68
2/19/14	Auburn at #2 Florida	L	66-71
4/6/19	#14 Auburn vs. #2 Virginia	L	62-63
1/30/21	Auburn at #2 Baylor	L	72-84
2/4/23	#23 Auburn at #2 Tennessee	L	43-46
3/1/23	Auburn at #2 Alabama	L	85-90 (OT)
3/18/23	#2 Houston vs. Auburn	L	64-81

**AUBURN VS. NO. 3 TEAMS (1-16)**

1/5/51	Auburn at #3 Kentucky	L	35-79
3/2/56	Auburn vs. #3 Alabama	L	82-93
2/25/57	Auburn at #3 Kentucky	L	85-103
2/21/59	#2 Auburn at #3 Kentucky	L	56-75
2/26/62	#3 Kentucky at Auburn	L	60-63
2/22/64	Auburn vs. #3 Kentucky	L	79-99
12/3/70	Auburn at #3 South Carolina	L	69-86
2/12/77	Auburn at #3 Kentucky	L	82-89
1/30/80	#3 Kentucky at Auburn	L	62-64
1/6/82	Auburn at #3 Kentucky	L	71-83
3/10/84	Auburn vs. #3 Kentucky	L	49-51
2/1/87	#3 UNLV at #18 Auburn	L	85-104
3/14/87	Auburn vs. #3 Indiana	L	90-107
1/14/94	#3 Arkansas at Auburn	L	105-117
3/10/95	Auburn vs. #3 Kentucky	L	81-93
3/29/19	#14 Auburn vs. #3 North Carolina	W	97-80
2/11/23	#3 Alabama at Auburn	L	69-77

**AUBURN VS. NO. 4 TEAMS (3-6)**

1/31/66	Auburn at #4 Vanderbilt	L	63-68
1/3/77	#4 Alabama at #20 Auburn	W	74-71
1/7/81	#4 Kentucky at Auburn	L	66-79
2/18/81	Auburn at #4 LSU	L	47-58
3/16/86	Auburn vs. #4 St. John's	W	81-65
1/14/95	#4 Arkansas at Auburn	W	104-90

1/18/97	Auburn at #4 Kentucky	L	53-77
3/1/03	#4 Florida at Auburn	L	70-73
2/23/19	Auburn at #4 Kentucky	L	53-80

**AUBURN VS. NO. 5 TEAMS (3-9)**

2/1/64	#5 Vanderbilt at Auburn	W	81-63
2/14/66	#5 Vanderbilt at Auburn	L	76-91
2/26/68	Auburn at #5 Kentucky	L	57-89
2/3/69	Auburn at #5 Kentucky	L	93-105
2/18/74	#5 Vanderbilt at Auburn	L	79-89
2/13/80	#5 LSU at Auburn	L	44-50
1/21/81	#5 LSU at Auburn	L	64-74
1/5/83	#5 Alabama at Auburn	W	91-80
1/6/01	#5 Tennessee at Auburn	L	88-96
3/2/04	Auburn at #5 Mississippi St.	L	91-105
2/23/05	Auburn at #5 Kentucky	L	73-81
3/9/19	#5 Tennessee at Auburn	W	84-80

**AUBURN VS. NO. 6 TEAMS (3-7)**

1/19/60	Auburn at #6 Georgia Tech	W	66-59
2/2/60	#6 Georgia Tech at Auburn	W	48-45
2/4/81	Auburn at #6 Kentucky	L	74-102
1/15/83	Auburn at #6 Kentucky	W	75-67
2/11/84	#16 Auburn at #6 Kentucky	L	64-84
1/4/95	Auburn at #6 Kentucky	L	64-98
3/7/97	Auburn vs. #6 Kentucky	L	50-92
3/18/00	#22 Auburn vs. #6 Iowa State	L	60-79
2/27/02	Auburn at #6 Alabama	L	68-73
1/14/17	Auburn at #6 Kentucky	L	72-92

**AUBURN VS. NO. 7 TEAMS (4-13)**

2/4/56	Auburn vs. #7 Kentucky	L	81-82
2/27/56	#7 Vanderbilt at Auburn	W	74-65
3/4/74	Auburn at #7 Alabama	L	84-97
1/11/75	#7 Kentucky at Auburn	W	90-85
3/8/75	#7 Alabama at Auburn	W	76-70
3/22/85	Auburn vs. #7 North Carolina	L	56-62
12/28/93	Auburn vs. #7 Michigan	L	81-102
1/30/94	#7 Kentucky at Auburn	L	74-91
3/4/95	Auburn at #7 Arkansas	L	66-68
2/25/98	#7 Kentucky at Auburn	L	58-83
1/20/99	#6 Auburn at #7 Kentucky	L	62-72
11/27/99	#2 Auburn vs. #7 Stanford	L	58-67
12/8/01	Auburn vs. #7 Virginia	L	72-77
11/25/06	Auburn vs. #7 Wisconsin	L	63-77
2/16/13	#7 Florida at Auburn	L	52-83
1/18/14	#7 Florida at Auburn	L	61-68
3/31/19	#14 Auburn vs. #7 Kentucky	W	77-71 (OT)

**AUBURN VS. NO. 8 TEAMS (5-14)**

2/14/53	#8 LSU at Auburn	L	57-65
1/3/59	#8 Mississippi State at #9 Auburn	W	97-66
2/22/65	Auburn at #8 Tennessee	L	38-69
1/15/68	#8 Vanderbilt at Auburn	L	65-74
1/30/71	Auburn at #8 Tennessee	L	68-90
2/2/74	#8 Alabama at Auburn	L	64-73
2/16/76	#8 Tennessee at Auburn	W	73-72 (OT)
2/12/79	#8 LSU at Auburn	L	58-68
1/31/86	Auburn at #8 Kentucky	L	71-81
3/19/88	Auburn vs. #8 Oklahoma	L	87-107
1/23/93	Auburn at #8 Arkansas	W	100-89
1/22/02	#8 Kentucky at Auburn	L	62-69
2/20/02	Auburn at #8 Florida	L	61-89
1/22/03	#24 Auburn at #8 Kentucky	L	51-67



**AUBURN VS. RANKED OPPONENTS BY OPPONENT RANKING (AP POLL)**

3/23/03	Auburn vs. #8 Wake Forest	W	68-62
2/15/06	Auburn at #8 Tennessee	L	89-105
3/17/19	#22 Auburn vs. #8 Tennessee	W	84-64
2/29/20	#15 Auburn at #8 Kentucky	L	66-73
3/2/21	Auburn at #8 Alabama	L	58-70

**AUBURN VS. NO. 9 TEAMS (5-15)**

1/4/58	Auburn at #9 Mississippi State	L	42-70
1/6/62	Auburn at #9 Mississippi State	L	48-51
1/22/63	Auburn at #9 Georgia Tech	L	64-69
3/1/65	#9 Vanderbilt at Auburn	L	64-79
12/31/66	#9 Vanderbilt at Auburn	W	64-51
2/25/67	#9 Tennessee at Auburn	L	45-54
12/4/68	Auburn at #9 Vanderbilt	L	70-73
12/20/68	#9 Kentucky at Auburn	W	74-73
2/1/75	#14 Auburn at #9 Alabama	L	53-77
12/27/75	Auburn at #9 NC State	L	74-79
1/19/76	Auburn at #9 Tennessee	L	78-83
2/3/82	#9 Kentucky at Auburn	W	83-81 (OT)
12/8/82	Auburn at #9 Houston	L	65-77
3/7/87	Auburn vs. #9 Alabama	L	68-87
1/18/92	#9 Alabama at Auburn	W	81-63
2/26/92	#9 Arkansas at Auburn	L	74-82
2/27/00	#8 Auburn at #9 Florida	L	59-88
1/18/03	#9 Alabama at Auburn	W	77-68
2/21/04	#9 Kentucky at Auburn	L	59-68
1/14/10	Auburn at #9 Tennessee	L	55-81

**AUBURN VS. NO. 10 TEAMS (3-7)**

1/9/67	Auburn at #10 Mississippi State	L	54-59
3/1/71	#10 Kentucky at Auburn	L	83-102
1/10/76	#10 Alabama at Auburn	L	62-63
2/28/81	Auburn at #10 Tennessee	L	63-75
12/27/83	Auburn vs. #10 Wake Forest	L	67-76
1/27/84	#10 LSU at Auburn	W	80-78
2/6/88	Auburn at #10 Florida	W	58-57
1/29/91	#10 Kentucky at Auburn	L	81-89
3/10/00	#23 Auburn vs. #10 Florida	W	78-70
12/19/15	Auburn at #10 Xavier	L	61-85

**AUBURN VS. NO. 11 TEAMS (3-10)**

3/5/55	Auburn vs. #11 Alabama	L	80-84
2/1/71	Auburn at #11 Kentucky	L	76-114
1/20/73	#11 Alabama at Auburn	L	64-76
2/5/77	#11 Tennessee at Auburn	L	83-93
3/20/86	Auburn vs. #11 UNLV	W	70-63
1/3/87	#11 Kentucky at #5 Auburn	L	60-63
3/17/88	Auburn vs. #11 Bradley	W	90-86
2/7/90	Auburn at #11 LSU	L	71-82
1/25/00	#7 Auburn at #11 Tennessee	L	76-105
3/7/02	Auburn vs. #11 Florida	L	63-81
1/31/04	#11 Mississippi State at Auburn	L	68-73
3/7/09	#11 LSU at Auburn	W	69-53
2/21/12	Auburn at #11 Florida	L	47-63

**AUBURN VS. NO. 12 TEAMS (6-8)**

12/1/71	#12 South Carolina at Auburn	L	63-84
3/5/77	Auburn at #12 Alabama	L	77-81
1/6/86	#12 Kentucky at Auburn	W	60-56
2/21/87	#12 Alabama at Auburn	L	75-77
1/31/98	#12 Ole Miss at Auburn	W	68-67
3/1/00	#12 LSU at #13 Auburn	L	53-55
2/24/01	Auburn at #12 Ole Miss	L	62-64
3/28/03	Auburn vs. #12 Syracuse	L	78-79

1/23/07	#12 Alabama at Auburn	W	81-57
12/29/12	Auburn vs. #12 Illinois	L	79-81
1/19/19	#12 Kentucky at #14 Auburn	L	80-82
1/26/21	#12 Missouri at Auburn	W	88-82
1/22/22	#12 Kentucky at #2 Auburn	W	80-71
3/4/23	#12 Tennessee at Auburn	W	79-70

**AUBURN VS. NO. 13 TEAMS (8-11)**

2/20/54	Auburn at #13 LSU	L	59-77
2/24/58	Auburn vs. #13 Kentucky	W	64-63
1/15/79	Auburn at #13 LSU	L	82-94
1/27/82	#13 Alabama at Auburn	L	65-67
2/12/83	#13 Kentucky at Auburn	L	69-71
11/30/84	Auburn at #13 UAB	W	61-59
3/16/85	Auburn vs. #13 Kansas	W	66-64
1/22/87	#17 Auburn at #13 Alabama	L	82-88
3/2/91	Auburn at #13 Kentucky	L	93-114
3/6/93	#13 Arkansas at Auburn	W	81-80
11/26/95	Auburn vs. #13 Louisville	W	82-71
2/28/98	Auburn at #13 Ole Miss	L	67-74
12/22/06	#13 Texas A&M at Auburn	L	58-87
1/13/07	Auburn at #13 LSU	L	63-65
1/11/11	Auburn at #13 Kentucky	L	54-78
1/16/16	#13 Kentucky at Auburn	W	75-70
2/14/17	#13 Florida at Auburn	L	95-114
2/1/20	#13 Kentucky at #17 Auburn	W	75-66
1/7/23	#13 Arkansas at #20 Auburn	W	72-59

**AUBURN VS. NO. 14 TEAMS (3-7)**

1/16/80	Auburn at #14 LSU	L	82-93
3/1/95	#14 Mississippi State at Auburn	W	76-69
1/24/98	#14 South Carolina at Auburn	L	56-61
3/6/99	#4 Auburn vs. #14 Kentucky	L	57-69
3/14/99	Auburn vs. #14 Ohio State	L	64-72
1/25/01	#14 Florida at Auburn	L	63-65
2/21/01	#14 Alabama at Auburn	W	72-69 (OT)
1/12/02	#14 Alabama at Auburn	W	59-56
1/26/05	#14 Alabama at Auburn	L	55-60
2/14/14	#14 Kentucky at Auburn	L	56-64

**AUBURN VS. NO. 15 TEAMS (1-5)**

12/20/55	Auburn at #15 Oklahoma City	L	58-76
3/4/82	Auburn vs. #15 Kentucky	L	66-89
1/30/93	#15 Vanderbilt at Auburn	L	70-73
1/27/01	Auburn at #15 Alabama	L	80-81
2/28/01	Auburn at #15 Kentucky	L	78-90
1/19/08	#15 Ole Miss at Auburn	W	80-77

**AUBURN VS. NO. 16 TEAMS (3-3)**

1/15/55	Auburn vs. #16 Alabama	L	78-99
12/10/85	Auburn at #16 UAB	L	56-62
3/9/90	Auburn vs. #16 LSU	W	78-76
3/8/91	Auburn vs. #16 LSU	W	92-77
1/4/92	Auburn at #16 Arkansas	L	92-110
12/29/21	#16 LSU at #11 Auburn	W	70-55

# W A R E A G L E

2023-24 AUBURN MEN'S BASKETBALL

## AUBURN VS. RANKED OPPONENTS BY OPPONENT RANKING (AP POLL)

### AUBURN VS. NO. 17 TEAMS (4-13)

3/3/69	#17 Kentucky at Auburn	L	86-90
2/27/71	#17 Tennessee at Auburn	L	71-76
2/17/73	Auburn at #17 Alabama	L	75-87
12/1/73	Auburn vs. #17 Jacksonville	L	78-90
2/7/76	Auburn at #17 Alabama	L	75-86
2/24/82	Auburn at #17 Alabama	L	72-74
2/24/88	Auburn at #17 Vanderbilt	W	81-68
1/6/90	#17 LSU at Auburn	L	70-77
1/13/96	#17 Georgia at Auburn	W	89-86
2/9/02	#17 Georgia at Auburn	W	75-72
1/24/04	Auburn at #17 Florida	L	52-68
3/13/08	Auburn vs. #17 Vanderbilt	L	82-93
2/2/13	Auburn at #17 Missouri	L	77-91
12/2/13	Auburn at #17 Iowa State	L	70-99
11/23/16	Auburn vs. #17 Purdue	L	71-96
3/23/19	#14 Auburn vs. #17 Kansas	W	89-75
2/26/22	#3 Auburn at #17 Tennessee	L	62-67

### AUBURN VS. NO. 18 TEAMS (3-8)

1/20/79	#18 Alabama at Auburn	L	76-83
2/15/86	#18 Alabama at Auburn	W	71-69
2/18/95	#18 Alabama at Auburn	L	73-86
1/21/98	#18 Arkansas at Auburn	L	65-79
1/6/99	#18 Arkansas at Auburn	W	83-66
1/5/05	Auburn at #18 Mississippi State	L	53-90
2/2/08	Auburn at #18 Vanderbilt	L	71-78
1/28/10	#18 Ole Miss at Auburn	L	74-84
2/19/11	#18 Vanderbilt at Auburn	L	60-77
3/1/16	#18 Texas A&M at Auburn	L	63-81
2/8/20	#18 LSU at #11 Auburn	W	91-90 (OT)

### AUBURN VS. NO. 19 TEAMS (3-10)

12/30/53	Auburn at #19 Vanderbilt	L	48-96
1/14/56	Auburn vs. #19 Alabama	L	77-86
12/5/70	#19 North Carolina State at Auburn	W	91-85
1/27/79	Auburn at #19 Vanderbilt	L	59-66
2/27/82	#19 Tennessee at Auburn	W	56-54
1/31/87	#19 Florida at Auburn	W	81-68
1/4/89	#19 Tennessee at Auburn	L	73-84
2/8/89	#19 LSU at Auburn	L	91-104
2/8/92	#19 Kentucky at Auburn	L	67-85
1/25/03	Auburn at #19 Georgia	L	79-85
2/19/03	#19 Mississippi State at Auburn	L	46-63
3/2/05	Auburn at #19 Alabama	L	53-94
2/4/12	Auburn at #19 Mississippi State	L	88-91

### AUBURN VS. NO. 20 TEAMS (2-9)

2/5/55	Auburn at #20 Vanderbilt	L	74-79
2/22/58	#20 Tennessee at Auburn	W	72-66
2/17/79	Auburn at #20 Alabama	L	73-80
3/2/79	Auburn vs. #20 Tennessee	L	64-75
2/13/91	Auburn at #20 LSU	L	61-98
3/7/92	Auburn at #20 Alabama	L	80-82
2/1/95	Auburn at #20 Alabama	L	63-65
1/11/00	#20 Kentucky at Auburn	W	66-63
1/7/04	Auburn at #20 Vanderbilt	L	53-59
1/5/16	#20 South Carolina at Auburn	L	69-81
3/18/18	#19 Auburn vs. #20 Clemson	L	53-84

### AUBURN VS. NO. 21 TEAMS (1-3)

2/11/95	Auburn at #21 Mississippi State	W	70-69
3/8/03	Auburn at #21 Mississippi State	L	45-67
1/11/14	#21 Missouri at Auburn	L	68-70
2/9/19	Auburn at #21 LSU	L	78-83

### AUBURN VS. NO. 22 TEAMS (2-3)

3/22/86	Auburn vs. #22 Louisville	L	76-84
1/17/07	#22 Tennessee at Auburn	W	83-80
1/6/18	#22 Arkansas at Auburn	W	88-77
1/26/19	#16 Auburn at #22 Mississippi State	L	84-92
11/24/21	#19 Auburn vs. #22 UConn	L	109-115 (2OT)

### AUBURN VS. NO. 23 TEAMS (3-4)

1/25/95	#23 Florida at Auburn	W	77-71
2/21/09	Auburn at #23 LSU	L	72-79
2/18/12	#23 Mississippi State at Auburn	W	65-55
1/26/13	#23 Ole Miss at Auburn	L	61-63
2/10/15	#23 Arkansas at Auburn	L	87-101
1/24/17	Auburn at #23 South Carolina	L	69-98
1/2/18	Auburn at #23 Tennessee	W	94-84

### AUBURN VS. NO. 24 TEAMS (3-7)

1/27/90	Auburn at #24 Alabama	L	59-78
3/9/91	Auburn vs. #24 Alabama	L	59-77
2/2/94	Auburn at #24 Florida	L	67-68
11/11/97	Auburn vs. #24 Temple	L	42-68
2/16/00	Auburn at #24 Vanderbilt	W	86-80
3/8/01	Auburn vs. #24 Tennessee	L	66-73
2/18/04	Auburn at #24 LSU	W	80-68
12/3/04	Auburn vs. #24 Virginia	L	87-89
2/1/06	Auburn at #24 LSU	L	69-84
1/11/22	#4 Auburn at #24 Alabama	W	81-77

### AUBURN VS. NO. 25 TEAMS (3-3)

3/8/96	Auburn vs. #25 Mississippi State	L	58-69
2/9/00	Auburn at #25 LSU	L	68-83
2/18/06	#25 LSU at Auburn	L	61-65
2/24/07	Auburn at #25 Alabama	W	86-77
11/9/18	#25 Washington at #11 Auburn	W	88-66
2/27/21	#25 Tennessee at Auburn	W	77-72

# TOURNAMENT PARTICIPATION

## TOURNAMENT PARTICIPATION BY TOURNAMENT

### ALL COLLEGE CLASSIC (2-4)

- 1948 Baylor 59, Auburn 44  
Colorado State 46, Auburn 41  
SMU 59, Auburn 41
- 1967 Auburn 65, Arkansas 58  
Oklahoma City 78, Auburn 68  
Auburn 76, Virginia Tech 61

### BANK ONE FIESTA BOWL BASKETBALL CLASSIC (1-1)

- 1993 Michigan 102, Auburn 81  
Auburn 81, Fordham 60

### BATTLE 4 ATLANTIS (2-1)

- 2021 #21 UConn 115, #19 Auburn 109 (2OT)  
Auburn 62, Loyola Chicago 53  
Auburn 89, Syracuse 68

### BAYOU CLASSIC (1-1)

- 1979 Auburn 74, Long Beach State 69  
SW Louisiana 92, Auburn 75

### BIG APPLE NIT (0-1)

- 1985 West Virginia 75, Auburn 58

### BIG ISLAND INVITATIONAL (1-2)

- 1996 Colorado 78, Auburn 72 (OT)  
Auburn 98, Hawaii-Hilo 92 (OT)  
TCU 86, Auburn 66

### BIG SUN TOURNAMENT (2-0)

- 1978 Auburn 78, Oklahoma 70  
Auburn 63, Navy 57

### BIRMINGHAM CLASSIC (8-2)

- 1957 Auburn 75, TCU 63  
Mississippi State 52, Auburn 37
- 1958 Auburn 70, Wyoming 47  
Auburn 79, Alabama 60
- 1959 Navy 68, Auburn 61  
Auburn 59, Alabama 52
- 1960 Auburn 76, Virginia Tech 73  
Auburn 74, Alabama 62
- 1961 Auburn 67, LSU 50  
Auburn 77, Virginia Tech 63

### BLADE GRASS CLASSIC (1-1)

- 1980 Air Force 48, Auburn 46 (OT)  
Auburn 63, Columbia 55

### BLUE ANGELS CLASSIC (2-2)

- 1989 Auburn 75, Navy 61  
Southern Miss 84, Auburn 73
- 1991 Auburn 93, Slippery Rock 66  
South Alabama 107, Auburn 87

### BLUEBONNET BOWL TOURNAMENT (1-1)

- 1964 Houston 50, Auburn 48  
Auburn 94, Rice 71

### BLUE GRAY TOURNAMENT (2-2)

- 1954 Auburn 91, Washington & Lee 81  
Auburn 73, Tennessee 64
- 1955 Texas 83, Auburn 76  
Eastern Kentucky 93, Auburn 71

### CANCUN CHALLENGE (5-1)

- 2016 Auburn 83, Georgia State 65  
Auburn 85, Eastern Kentucky 64  
Auburn 67, Texas Tech 65  
#17 Purdue 96, Auburn 71
- 2022 #13 Auburn 85, Bradley 64  
#13 Auburn 43, Northwestern 42

### CAPITAL CITY CLASSIC (3-1)

- 1994 Auburn 83, Florida A&M 70  
Kansas State 78, Auburn 75
- 1995 Auburn 92, Norfolk State 56  
Auburn 84, Florida A&M 54

### CARDINAL VARSITY CLUB CLASSIC (1-1)

- 1994 Auburn 77, Georgia Southern 45  
Ball State 82, Auburn 74

### CAROLINA INVITATIONAL (1-2)

- 1951 Auburn 66, Davidson 59  
Georgia Tech 79, Auburn 62  
South Carolina 70, Auburn 67

### CAROUSEL TOURNAMENT (2-1)

- 1956 Auburn 89, Clemson 64  
Auburn 66, Saint Joseph's 64  
Wake Forest 58, Auburn 48

### CHARLESTON CLASSIC (3-4)

- 2012 Murray State 79, Auburn 59  
Auburn 55, Col. of Charleston 51  
Dayton 73, Auburn 63  
Boston College 50, Auburn 49
- 2017 Auburn 83, Indiana State 64  
Temple 88, Auburn 74  
Auburn 89, Hofstra 78

### COLONIAL CLASSIC (1-1)

- 1983 Auburn 78, Youngstown State 52  
South Alabama 95, Auburn 73

### COTTON STATE CLASSIC (1-1)

- 1987 Auburn 65, Villanova 64  
Georgia Tech 83, Auburn 72

### COUGAR CLASSIC (1-1)

- 1997 Pepperdine 62, Auburn 55  
Auburn 63, Weber State 58

### DR. PEPPER CLASSIC (1-1)

- 1991 Auburn 104, Eastern Kentucky 92  
Chattanooga 87, Auburn 75

### DR. PEPPER INVITATIONAL (2-0)

- 1995 Auburn 63, Liberty 58  
Auburn 83, Baylor 64

### ENERGIA SYSTEMS THANKSGIVING TOURNAMENT (2-1)

- 2000 Auburn 89, Robert Morris 71  
Toledo 95, Auburn 90 (2OT)  
Auburn 80, Providence 69

### ESPN COLLEGE HOOPS TIP-OFF MARATHON (0-2)

- 2014 Colorado 90, Auburn 59  
2015 Colorado 91, Auburn 84

### FORT MYERS TIP-OFF (1-1)

- 2020 Auburn 96, Saint Joseph's 91 (OT)  
Gonzaga 90, Auburn 67

### GATOR BOWL TOURNAMENT (1-1)

- 1983 Wake Forest 76, Auburn 67  
Auburn 95, Villanova 83

### GREAT ALASKA SHOOTOUT (0-3)

- 1989 Michigan State 92, Auburn 79  
Connecticut 95, Auburn 81  
Alaska-Anchorage 109, Auburn 94

### HAWAIIAN AIRLINES DIAMOND HEAD CLASSIC (2-4)

- 2011 Auburn 65, Hawai'i 62  
Long Beach State 64, Auburn 48  
UTEP 83, Auburn 76
- 2015 Auburn 83, New Mexico 78  
Harvard 69, Auburn 51  
Hawai'i 79, Auburn 67

### HOLIDAY HOOPSGIVING (2-1)

- 2020 Auburn 74, Memphis 71  
2021 #18 Auburn 99, Nebraska 68  
2022 Memphis 82, #11 Auburn 73

### HOUSTON CLASSIC (0-2)

- 1961 Texas A&M 62, Auburn 50  
Houston 54, Auburn 49

### ILLINI CLASSIC (1-1)

- 1987 Auburn 70, San Jose State 65  
Illinois 107, Auburn 103 (OT)

**IPTAY TOURNAMENT (0-2)**

1973 Clemson 87, Auburn 72  
Jacksonville 90, Auburn 78

**IRON DUKE CLASSIC (0-2)**

1981 William & Mary 58, Auburn 48  
Duke 72, Auburn 71

**KRYSTAL CLASSIC (1-1)**

1984 VCU 78, Auburn 59  
Auburn 95, Delaware 63

**LEGENDS CLASSIC (2-0)**

2019 #18 Auburn 84, New Mexico 59  
#18 Auburn 79, Richmond 65

**LOUISVILLE CLASSIC (1-1)**

1976 Creighton 81, Auburn 76  
Auburn 78, Rutgers 75

**MARSHALL MEMORIAL INVITATIONAL (2-0)**

1977 Auburn 66, Southern Illinois 65  
Auburn 112, Oklahoma State 94

**MAUI INVITATIONAL (2-1)**

2018 #9 Auburn 88, Xavier 79 (OT)  
#1 Duke 78, #8 Auburn 72  
#8 Auburn 73, Arizona 57

**MEMPHIS INVITATIONAL (1-1)**

1953 Auburn 78, Memphis 64  
Ole Miss 65, Auburn 55

**MGM GRAND MAIN EVENT (1-1)**

2014 Tulsa 53, Auburn 35  
Auburn 71, Oregon State 69

**MIKE SLIVE INVITATIONAL (2-0)**

2018 #8 Auburn 75, UAB 71 (OT)  
2019 #12 Auburn 67, Saint Louis 61

**MOBILE CLASSIC (4-0)**

1966 Auburn 67, Florida State 59  
Auburn 80, TCU 79  
1968 Auburn 73, Southern Miss 70  
Auburn 75, Xavier 73

**OLD DOMINION TOURNAMENT (1-1)**

1970 Auburn 86, Xavier 73  
Old Dominion 89, Auburn 76

**PILLSBURY CLASSIC (1-1)**

1974 Clemson 63, Auburn 59  
Auburn 73, Navy 69

**POINSETTIA TOURNAMENT (2-2)**

1964 Clemson 77, Auburn 65  
Auburn 107, Furman 86  
1971 Auburn 103, Furman 78  
Clemson 77, Auburn 67

**PUERTO RICO SHOOTOUT (3-0)**

1995 Auburn 70, La Salle 60  
Auburn 82, James Madison 71  
Auburn 82, #13 Louisville 78

**RED LOBSTER CLASSIC (3-1)**

1985 Auburn 78, UCF 49  
Auburn 89, Boston College 85  
1988 Villanova 84, Auburn 83  
Auburn 95, UCF 68

**SAN JUAN SHOOTOUT (8-1)**

1999 #6 Auburn 109, P.R.-Mayaguez 52  
#6 Auburn 73, Virginia Tech 63  
#6 Auburn 87, Pepperdine 76  
2002 Auburn 94, P. R.-Mayaguez 64  
Auburn 63, Denver 58  
Auburn 94, Troy State 66  
2004 Auburn 74, Delaware 46  
Auburn 79, MTSU 74  
Toledo 68, Auburn 65

**SEC-BIG EAST CHALLENGE (0-4)**

2007 West Virginia 88, Auburn 59  
2010 Rutgers 63, Auburn 54  
2011 Seton Hall 81, Auburn 59  
2012 DePaul 80, Auburn 76

**SEC-BIG 12 CHALLENGE (3-5)**

2013 #17 Iowa State 99, Auburn 70  
2014 Texas Tech 46, Auburn 44  
2016 Oklahoma State 74, Auburn 63  
2017 Auburn 88, TCU 80  
2020 #16 Auburn 80, Iowa State 76  
2021 #2 Baylor 84, Auburn 72  
2022 #1 Auburn 86, Oklahoma 68  
2023 West Virginia 80, #15 Auburn 77

**SHOW ME CLASSIC (0-2)**

1979 Arkansas State 69, Auburn 62  
George Washington 71, Auburn 60

**SOUTH PADRE ISLAND INVITATIONAL (2-2)**

2006 Auburn 95, Winston-Salem St. 62  
Auburn 64, ETSU 58  
Oklahoma State 66, Auburn 65  
#7 Wisconsin 77, Auburn 63

**SUGAR BOWL TOURNAMENT (4-6)**

1962 Auburn 64, Xavier 57  
Auburn 71, Houston 69  
1963 Duke 84, Auburn 67  
Auburn 62, Loyola (New Orleans) 52  
1965 Dayton 85, Auburn 71  
Houston 89, Auburn 76  
1977 USC 85, Auburn 74  
Temple 74, Auburn 73  
1990 Villanova 88, Auburn 71  
Auburn 84, Tulane 71

**SUN BOWL CLASSIC (3-3)**

1973 UTEP 68, Auburn 56  
Auburn 88, Lamar 78  
1975 SMU 87, Auburn 85 (OT)  
Auburn 92, Tulsa 74  
1986 Auburn 89, Iowa State 87  
UTEP 87, Auburn 82

**TAMPA INVITATIONAL (3-1)**

1965 Auburn 76, Columbia 75 (OT)  
Auburn 59, Florida State 58  
1967 St. Bonaventure 77, Auburn 73  
Auburn 70, Rutgers 62

**TROJAN CLASSIC (0-2)**

1972 USC 73, Auburn 66  
Western Kentucky 87, Auburn 72

**UNITED AIRLINES TIP-OFF CLASSIC (2-0)**

1998 Auburn 70, Rutgers 55  
Auburn 84, Hawai'i 57

**USAIR EAST COAST CLASSIC (1-1)**

1992 Auburn 65, Louisiana Tech 45  
UNCW 91, Auburn 80

**UTAH HILTON CLASSIC (2-0)**

1982 Auburn 69, Cal State Fullerton 60  
Auburn 71, Utah 62

**VANDERBILT CLASSIC (2-0)**

1969 Auburn 70, Saint Louis 66  
Auburn 85, Dartmouth 76

**VETERANS CLASSIC (1-0)**

2019 #24 Auburn 76, Davidson 66

**VOLUNTEER INVITATIONAL (0-2)**

1966 Tennessee 73, Auburn 49  
Miami (Fla.) 87, Auburn 73

**WENDY'S CLASSIC (1-1)**

1985 Auburn 80, Kentucky Wesleyan 71  
Western Kentucky 71, Auburn 58

## TOURNAMENT PARTICIPATION BY YEAR

### 1948

All College Classic in Oklahoma City, Okla.  
Dec. 27—Baylor 59, Auburn 44  
Dec. 28—Colorado State 46, Auburn 41  
Dec. 29—SMU 59, Auburn 41

### 1951

Carolina Invitational in Charlotte, N.C.  
Dec. 28—Auburn 66, Davidson 59  
Dec. 29—Georgia Tech 79, Auburn 62  
Dec. 29—South Carolina 70, Auburn 67

### 1953

Memphis Invitational in Memphis, Tenn.  
Jan. 2—Auburn 78, Memphis 64  
Jan. 3—Ole Miss 65, Auburn 55

### 1954

Blue-Gray Tournament in Montgomery, Ala.  
Dec. 17—Auburn 91, Washington & Lee 81  
Dec. 18—Auburn 73, Tennessee 64

#### TOURNAMENT CHAMPIONS

### 1955

Blue-Gray Tournament in Montgomery, Ala.  
Dec. 16—Texas 83, Auburn 76  
Dec. 17—Eastern Kentucky 93, Auburn 71

### 1956

Carousel Tournament in Charlotte, N.C.  
Dec. 17—Auburn 89, Clemson 64  
Dec. 18—Auburn 66, Saint Joseph's 64  
Dec. 19—Wake Forest 58, Auburn 48

### 1957

Birmingham Classic in Birmingham, Ala.  
Dec. 13—Auburn 75, TCU 63  
Dec. 14—Mississippi State 52, Auburn 37

### 1958

Birmingham Classic in Birmingham, Ala.  
Dec. 19—#13 Auburn 70, Wyoming 47  
Dec. 20—#13 Auburn 79, Alabama 60

#### TOURNAMENT CHAMPIONS

### 1959

Birmingham Classic in Birmingham, Ala.  
Dec. 18—Navy 68, Auburn 61  
Dec. 19—Auburn 59, Alabama 52

### 1960

Birmingham Classic in Birmingham, Ala.  
Dec. 16—#11 Auburn 76, Virginia Tech 73  
Dec. 17—#11 Auburn 74, Alabama 62

#### TOURNAMENT CHAMPIONS

### 1961

Birmingham Classic in Birmingham, Ala.  
Dec. 15—Auburn 67, LSU 50  
Dec. 16—Auburn 77, Virginia Tech 63

#### TOURNAMENT CHAMPIONS

Houston Classic in Houston, Texas  
Dec. 22—Texas A&M 62, Auburn 50  
Dec. 23—Houston 54, Auburn 49

### 1962

Sugar Bowl Tournament in New Orleans, La.  
Dec. 28—Auburn 64, Xavier 57  
Dec. 29—Auburn 71, Houston 69 (OT)

#### TOURNAMENT CHAMPIONS

### 1963

Sugar Bowl Tournament in New Orleans, La.  
Dec. 30—Duke 84, Auburn 67  
Dec. 31—Auburn 62, Loyola (New Orleans) 52

### 1964

Bluebonnet Bowl in Houston, Texas  
Dec. 15—Houston 50, Auburn 48  
Dec. 17—Auburn 94, Rice 71

Poinsettia Classic in Greenville, S.C.

Dec. 27—Clemson 77, Auburn 65  
Dec. 29—Auburn 107, Furman 86

### 1965

Tampa Invitational in Tampa, Fla.  
Dec. 20—Auburn 76, Columbia 75 (OT)  
Dec. 21—Auburn 59, Florida State 58

#### TOURNAMENT CHAMPIONS

Sugar Bowl Tournament in New Orleans, La.

Dec. 29—Dayton 85, Auburn 71  
Dec. 30—Houston 89, Auburn 76

### 1966

Volunteer Invitational in Knoxville, Tenn.  
Dec. 16—Tennessee 73, Auburn 49  
Dec. 17—Miami (Fla.) 87, Auburn 73

Mobile Classic in Mobile, Ala.

Dec. 27—Auburn 67, Florida State 59  
Dec. 28—Auburn 80, TCU 79

#### TOURNAMENT CHAMPIONS

### 1967

Tampa Invitational in Tampa, Fla.  
Dec. 18—St. Bonaventure 77, Auburn 73  
Dec. 19—Auburn 70, Rutgers 62

All-College Classic in Oklahoma City, Okla.

Dec. 27—Auburn 65, Arkansas 58  
Dec. 28—Oklahoma City 78, Auburn 68  
Dec. 29—Auburn 76, Virginia Tech 61

### 1968

Mobile Classic in Mobile, Ala.  
Dec. 27—Auburn 73, Southern Miss 70  
Dec. 28—Auburn 75, Xavier 73

#### TOURNAMENT CHAMPIONS

### 1969

Vanderbilt Classic in Nashville, Tenn.  
Dec. 19—Auburn 70, Saint Louis 66  
Dec. 20—Auburn 85, Dartmouth 76

#### TOURNAMENT CHAMPIONS

### 1970

Old Dominion Tournament in Norfolk, Va.  
Dec. 29—Auburn 86, Xavier 73  
Dec. 30—Old Dominion 89, Auburn 76

### 1971

Poinsettia Tournament in Greenville, S.C.  
Dec. 29—Auburn 103, Furman 78  
Dec. 30—Clemson 77, Auburn 67

### 1972

Trojan Classic in Los Angeles, Calif.  
Dec. 15—USC 73, Auburn 66  
Dec. 16—Western Kentucky 87, Auburn 72

### 1973

IPTAY Tournament in Clemson, S.C.  
Nov. 30—Clemson 87, Auburn 72  
Dec. 1—#17 Jacksonville 90, Auburn 78

Sun Carnival in El Paso, Texas  
Dec. 21—Texas—El Paso 68, Auburn 56  
Dec. 22—Auburn 88, Lamar 78

### 1974

Pillsbury Classic in Minneapolis, Minn.  
Dec. 27—Clemson 63, Auburn 59  
Dec. 28—Auburn 73, Navy 69

### 1975

Sun Carnival in El Paso, Texas  
Dec. 19—SMU 87, #17 Auburn 85 (OT)  
Dec. 20—#17 Auburn 92, Tulsa 74

### 1976

Louisville Classic in Louisville, Ky.  
Dec. 28—Creighton 81, #20 Auburn 76  
Dec. 29—#20 Auburn 78, Rutgers 75

### 1977

Marshall Memorial Inv. in Huntington, W. Va.  
Dec. 10—Auburn 66, Southern Illinois 65  
Dec. 11—Auburn 112, Oklahoma State 94

#### TOURNAMENT CHAMPIONS

Sugar Bowl Tournament in New Orleans, La.  
Dec. 29—USC 85, Auburn 74  
Dec. 30—Temple 74, Auburn 73

### 1978

Big Sun Tournament in St. Petersburg, Fla.  
Dec. 15—Auburn 78, Oklahoma 70  
Dec. 16—Auburn 63, Navy 57

#### TOURNAMENT CHAMPIONS

### 1979

Show Me Classic in Columbia, Mo.  
Dec. 7—Arkansas State 69, Auburn 62  
Dec. 8—George Washington 71, Auburn 60

Bayou Classic in Lafayette, La.

Dec. 21—Auburn 74, Cal St.—Long Beach 69  
Dec. 22—Southwestern La. 92, Auburn 75

### 1980

Blade-Glass Classic in Toledo, Ohio  
Dec. 29—Air Force 48, Auburn 46 (OT)  
Dec. 30—Auburn 63, Columbia 55

### 1981

Iron Duke Classic in Durham, N.C.  
Dec. 29—William & Mary 58, Auburn 48  
Dec. 30—Duke 72, Auburn 71

### 1982

Utah-Hilton Classic in Salt Lake City, Utah  
Dec. 28—Auburn 69, Cal State Fullerton 60  
Dec. 29—Auburn 71, Utah 62

#### TOURNAMENT CHAMPIONS



## TOURNAMENT PARTICIPATION BY YEAR

### 1983

Colonial Classic in Mobile, Ala.  
Dec. 8—Auburn 78, Youngstown State 52  
Dec. 9—South Alabama 95, Auburn 73

Gator Bowl Tournament in Jacksonville, Fla.  
Dec. 27—#10 Wake Forest 76, Auburn 67  
Dec. 28—Auburn 95, Villanova 83

### 1984

Krystal Classic in Chattanooga, Tenn.  
Dec. 21—VCU 78, Auburn 59  
Dec. 22—Auburn 95, Delaware 63

### 1985

Big Apple NIT in Hartford, Conn.  
Nov. 22—West Virginia 75, #10 Auburn 58

Wendy's Classic in Bowling Green, Ky.  
Dec. 6—Auburn 80, Kentucky Wesleyan 71  
Dec. 7—Western Kentucky 71, Auburn 58

Red Lobster Classic in Orlando, Fla.  
Dec. 22—Auburn 78, Central Florida 49  
Dec. 23—Auburn 89, Boston College 85

#### TOURNAMENT CHAMPIONS

### 1986

Sun Bowl Classic in El Paso, Texas  
Dec. 28—#5 Auburn 89, Iowa State 87  
Dec. 29—UTEP 87, Auburn 82

### 1987

Illini Classic in Champaign, Ill.  
Dec. 11—Auburn 70, San Jose State 65  
Dec. 12—Illinois 107, Auburn 103 (OT)

Cotton States Classic in Atlanta, Ga.  
Dec. 29—Auburn 65, Villanova 64  
Dec. 30—Georgia Tech 83, Auburn 72

### 1988

Red Lobster Classic in Orlando, Fla.  
Dec. 28—Villanova 84, Auburn 83  
Dec. 29—Auburn 95, Central Florida 68

### 1989

Great Alaska Shootout in Anchorage, Alaska  
Nov. 24—Michigan State 92, Auburn 79  
Nov. 25—Connecticut 95, Auburn 81  
Nov. 26—Alaska-Anchorage 109, Auburn 94

Blue Angels Classic in Pensacola, Fla.  
Dec. 28—Auburn 75, Navy 61  
Dec. 29—Southern Miss 84, Auburn 73

### 1990

USF&G Sugar Bowl Tourney in New Orleans, La.  
Dec. 27—Villanova 88, Auburn 71  
Dec. 28—Auburn 84, Tulane 71

### 1991

Blue Angels Classic in Pensacola, Fla.  
Dec. 20—Auburn 93, Slippery Rock 66  
Dec. 21—South Alabama 107, Auburn 87

Dr. Pepper Classic in Chattanooga, Tenn.  
Dec. 28—Auburn 104, Eastern Kentucky 92  
Dec. 29—UT Chattanooga 87, Auburn 75

### 1992

USAir East Coast Classic in Wilmington, N.C.  
Dec. 18—Auburn 65, Louisiana Tech 45  
Dec. 19—UNC Wilmington 91, Auburn 80

### 1993

Bank One Fiesta Bowl Basketball Classic in Tucson, Ariz.  
Dec. 28—#7 Michigan 102, Auburn 81  
Dec. 30—Auburn 81, Fordham 60

### 1994

Cardinal Varsity Club Classic in Muncie, Ind.  
Dec. 2—Auburn 77, Georgia Southern 45  
Dec. 3—Ball State 82, Auburn 74

Capital City Classic in Tallahassee, Fla.  
Dec. 29—Auburn 83, Florida A&M 70  
Dec. 30—Kansas State 78, Auburn 75

### 1995

Puerto Rico Shootout in Bayamon, Puerto Rico  
Nov. 24—Auburn 70, La Salle 60  
Nov. 25—Auburn 82, James Madison 71  
Nov. 26—Auburn 82, #13 Louisville 78

#### TOURNAMENT CHAMPIONS

Dr. Pepper Invitational in Waco, Texas  
Dec. 8—Auburn 63, Liberty 58  
Dec. 9—Auburn 83, Baylor 64

#### TOURNAMENT CHAMPIONS

Capital City Classic in Tallahassee, Fla.  
Dec. 29—Auburn 92, Norfolk State 56  
Dec. 30—Auburn 84, Florida A&M 54

#### TOURNAMENT CHAMPIONS

### 1996

Big Island Invitational in Hilo, Hawaii  
Nov. 29—Colorado 78, Auburn 72 (OT)  
Nov. 30—Auburn 98, Hawaii-Hilo 92 (OT)  
Dec. 1—TCU 86, Auburn 66

### 1997

Cougar Classic in Provo, Utah  
Dec. 12—Pepperdine 62, Auburn 55  
Dec. 13—Auburn 63, Weber State 58

### 1998

United Airlines Tip-Off Classic in Honolulu, Hawaii  
Nov. 27—Auburn 70, Rutgers 55  
Nov. 28—Auburn 84, Hawai'i 57

#### TOURNAMENT CHAMPIONS

### 1999

San Juan Shootout in San Juan, Puerto Rico  
Dec. 20—#6 Auburn 109, P.R.-Mayaguez 52  
Dec. 21—#6 Auburn 73, Virginia Tech 63  
Dec. 22—#6 Auburn 87, Pepperdine 76

#### TOURNAMENT CHAMPIONS

### 2000

Energia Systems Thanksgiving  
Tournament in Kansas City, Mo.  
Nov. 24—Auburn 89, Robert Morris 71  
Nov. 25—Toledo 95, Auburn 90 (2OT)  
Nov. 26—Auburn 80, Providence 69

### 2002

San Juan Shootout in Caguas, Puerto Rico  
Dec. 20—Auburn 94, P.R.-Mayaguez 64  
Dec. 21—Auburn 63, Denver 58  
Dec. 22—Auburn 94, Troy 66

#### TOURNAMENT CHAMPIONS

### 2004

San Juan Shootout in Carolina, Puerto Rico  
Dec. 20—Auburn 74, Delaware 46  
Dec. 21—Auburn 79, MTSU  
Dec. 22—Toledo 68, Auburn 65

#### TOURNAMENT CHAMPIONS

(Auburn crowned as champions via tiebreaker)

### 2006

South Padre Island Invitational in South Padre  
Island, Texas and Auburn, Ala.  
Nov. 17—Auburn 95, Winston-Salem 62  
Nov. 19—Auburn 64, ETSU 58  
Nov. 24—Oklahoma State 66, Auburn 65  
Nov. 25—Wisconsin 77, Auburn 63

### 2011

Hawaiian Airlines Diamond Head Classic in  
Honolulu, Hawai'i  
Dec. 22—Auburn 65, Hawai'i 62  
Dec. 23—Long Beach State 64, Auburn 43  
Dec. 25—UTEP 83, Auburn 76

### 2012

Charleston Classic in Charleston, S.C.  
Nov. 15—Murray State 79, Auburn 59  
Nov. 16—Auburn 55, Col. of Charleston 51  
Nov. 18—Dayton 73, Auburn 63  
Nov. 21—Boston College 50, Auburn 49\*  
(\*Finale was in Chestnut Hill, Mass.)

### 2013

SEC-Big 12 Challenge  
Dec. 2—#17 Iowa State 99, Auburn 70

### 2014

MGM Grand Main Event in Las Vegas, Nev.  
Nov. 24—Tulsa 53, Auburn 35  
Nov. 26—Auburn 71, Oregon State 69

SEC-Big 12 Challenge  
Dec. 3—Texas Tech 46, Auburn 44

### 2015

Hawaiian Airlines Diamond Head Classic in  
Honolulu, Hawai'i  
Dec. 22—Auburn 83, New Mexico 78  
Dec. 23—Harvard 69, Auburn 51  
Dec. 25—Hawai'i 79, Auburn 67

SEC-Big 12 Challenge  
Jan. 30—Oklahoma State 74, Auburn 63

### 2016

Cancun Classic in Cancun, Mexico  
Nov. 14—Auburn 83, Georgia State 65  
Nov. 17—Auburn 85, Eastern Kentucky 64  
Nov. 22—Auburn 67, Texas Tech 65  
Nov. 23—#17 Purdue 96, Auburn 71

SEC-Big 12 Challenge  
Jan. 28—Auburn 88, TCU 80 ##

## TOURNAMENT PARTICIPATION BY YEAR

### 2017

Charleston Classic in Charleston, S.C.  
Nov. 16—Auburn 83, Indiana State 64  
Nov. 17—Temple 88, Auburn 74  
Nov. 19—Auburn 89, Hofstra 78

### 2018

Maui Invitational in Maui, Hawai'i  
Nov. 19—#9 Auburn 88, Xavier 79 (OT)  
Nov. 20—#1 Duke 78, #8 Auburn 72  
Nov. 21—#9 Auburn 73, Arizona 57

Mike Slive Invitational in Birmingham, Ala.  
Dec. 15—#8 Auburn 75, UAB 71 (OT)

### 2019

Veterans Classic in Annapolis, Md.  
Nov. 8—#24 Auburn 76, Davidson 66

Legends Classic in Brooklyn, N.Y.  
Nov. 25—#18 Auburn 84, New Mexico 59  
Nov. 26—#18 Auburn 79, Richmond 65

Mike Slive Invitational in Birmingham, Ala.  
Dec. 14—#12 Auburn 67, Saint Louis 61

SEC-Big 12 Challenge in Auburn, Ala.  
Jan. 25—#16 Auburn 80, Iowa State 76

### 2020

Fort Myers Tip-Off in Fort Myers, Fla.  
Nov. 26—Auburn 96, Saint Joseph's 91 (OT)  
Nov. 27—#1 Gonzaga 90, Auburn 67

Holiday Hoopsgiving in Atlanta, Ga.  
Dec. 12—Auburn 74, Memphis 71

SEC-Big 12 Challenge in Waco, Texas  
Jan. 30—#2 Baylor 84, Auburn 72

### 2021

Battle 4 Atlantis in Paradise Island, Bahamas  
Nov. 24—#21 UConn 115, #19 Auburn 109 (2OT)  
Nov. 25—Auburn 62, Loyola Chicago 53  
Nov. 26—Auburn 89, Syracuse 68

Holiday Hoopsgiving in Atlanta, Ga.  
Dec. 11—#18 Auburn 99, Nebraska 68

SEC-Big 12 Challenge in Auburn, Ala.  
Jan. 29—#1 Auburn 86, Oklahoma 68

### 2022

Cancun Challenge in Cancun, Mexico  
Nov. 22—#13 Auburn 85, Bradley 64  
Nov. 23—#13 Auburn 43, Northwestern 42

### TOURNAMENT CHAMPIONS

Holiday Hoopsgiving in Atlanta, Ga.  
Dec. 10—Memphis 82, #11 Auburn 73

SEC-Big 12 Challenge in Auburn, Ala.  
Jan. 28—West Virginia 80, #15 Auburn 77

# NCAA TOURNAMENT

## ALL-TIME NCAA APPEARANCES (12) ALL-TIME RECORD: 19-12 (.613)

### 1984

**NCAA East First Round at the Charlotte Coliseum in Charlotte, N.C.**  
March 15—Richmond 72, Auburn 71

### 1985

**NCAA Southeast First and Second Rounds at the Athletic and Convocation Center in South Bend, Ind.**  
March 14—Auburn 59, Purdue 58  
March 16—Auburn 66, #13 Kansas 64

**NCAA Southeast Regional at the Birmingham Coliseum in Birmingham, Ala.**  
March 22—#7 North Carolina 62, Auburn 56

### 1986

**NCAA West First and Second Rounds at the Long Beach Arena in Long Beach, Calif.**  
March 14—Auburn 73, Arizona 63  
March 16—Auburn 81, #4 St. John's 65

**NCAA West Regional Semifinals and Finals at The Summit in Houston, Texas**  
March 20—Auburn 70, UNLV 63  
March 22—Louisville 84, Auburn 76

### 1987

**NCAA Midwest First and Second Rounds at the Indiana Hoosier Dome in Indianapolis, Ind.**  
March 12—Auburn 62, San Diego 61  
March 14—Indiana 107, Auburn 90

### 1988

**NCAA Southeast First and Second Rounds at The Omni in Atlanta, Ga.**  
March 17—Auburn 90, Bradley 86  
March 19—Oklahoma 107, Auburn 87

### 1999

**NCAA South First and Second Rounds at the RCA Dome in Indianapolis, Ind.**  
March 11—Auburn 80, Winthrop 41  
March 13—Auburn 81, Oklahoma State 74

**NCAA South Regional Semifinals at Thompson-Boling Arena in Knoxville, Tenn.**  
March 18—Ohio State 72, Auburn 64

### 2000

**NCAA Midwest First and Second Rounds at the Hubert H. Humphrey Metrodome in Minneapolis, Minn.**  
March 16—#22 Auburn 72, Creighton 69  
March 17—#6 Iowa State 79, #22 Auburn 60

### 2003

**NCAA East First and Second Rounds at the St. Pete Times Forum in Tampa, Fla.**  
March 21—Auburn 65, Saint Joseph's 63 (OT)  
March 23—Auburn 68, #8 Wake Forest 62

**NCAA East Regional Semifinals at the Pepsi Arena in Albany, N.Y.**  
March 28—#12 Syracuse 79, Auburn 78

### 2018

**NCAA Midwest First and Second Rounds at Viejas Arena in San Diego, Calif.**  
March 16—#19 Auburn 62, College of Charleston 58  
March 18—#20 Clemson 84, #19 Auburn 53

### 2019

**NCAA Midwest First and Second Rounds at the Vivint Arena in Salt Lake City, Utah**  
March 21—#14 Auburn 78, New Mexico State 77  
March 23—#14 Auburn 89, #17 Kansas 75

**NCAA Midwest Regional Semifinals and Finals at the Sprint Center in Kansas City, Mo.**  
March 29—#14 Auburn 97, #3 North Carolina 80  
March 31—#14 Auburn 77, #7 Kentucky 71 (OT)

**NCAA Final Four at U.S. Bank Stadium in Minneapolis, Minn.**  
April 6—#2 Virginia 63, #14 Auburn 62

### 2020

\*\*NCAA Tournament canceled due to COVID-19 pandemic\*\*

### 2022

**NCAA Midwest First and Second Rounds at Bon Secours Wellness Arena in Greenville, S.C.**  
March 18—#2 Auburn 80, #15 Jacksonville State 61  
March 20—#10 Miami (Fla.) 79, #2 Auburn 61

### 2023

**NCAA Midwest First and Second Rounds at Legacy Arena in Birmingham, Ala.**  
March 16—#9 Auburn 83, #8 Iowa 75  
March 18—#1 Houston 81, #9 Auburn 64

# NCAA TOURNAMENT

## SINGLE-GAME RECORDS

**Points:** 36, Chris Morris vs. Bradley (3/17/88)

**Field Goals:**

12, Marquis Daniels vs. Syracuse (3/28/03)

12, Chuck Person vs. St. Johns (3/16/86)

12, Chuck Person vs. UNLV (3/20/86)

**Field Goal Attempts:**

25, Chuck Person vs. North Carolina (3/22/85)

**Field Goal Pct. (Min. 10):**

.727 (8-11), Chuma Okeke vs. North Carolina (3/29/19)

**3-Point Field Goals:** 7, Bryce Brown vs. Kansas (3/23/19)

**3-Point Field Goal Att.:** 11, Bryce Brown vs. Kansas (3/23/19)

**3-Point Field Goal Pct. (Min. 5):**

.800 (4-5), Daymeon Fishback vs. Creighton (3/16/00)

**Free Throws Made:**

12, Jeff Moore vs. Oklahoma (3/19/88)

12, Chris Morris vs. Bradley (3/17/88)

**Free Throws Attempted:** 16, Johni Broome vs. Houston (3/18/23)

**Free Throw Pct. (Min. 10):**

1.000 (11-11), Jared Harper vs. Kentucky (3/31/19) (OT)

**Rebounds:** 17, Charles Barkley vs. Richmond (3/15/84)

**Assists:** 11, Jared Harper vs. North Carolina (3/29/19)

**Blocked Shots:** 9, Walker Kessler vs. Jacksonville State (3/22/22)

**Steals:** 5, Frank Ford vs. UNLV (3/20/86)

**Minutes:** 42, Marquis Daniels vs. Saint Joseph's (3/21/03) (OT)

**Minutes (Regulation):**

40, Frank Ford vs. San Diego (3/12/87)

40, Chris Morris vs. Kansas (3/16/85)

## TOURNAMENT RECORDS

**Points:** 95, Chuck Person, 1986 (4 games)

**Field Goals:** 44, Chuck Person, 1986 (4 games)

**Field Goal Attempts:** 90, Chuck Person, 1986 (4 games)

**Field Goal Percentage (Min. 15):**

.700 (21-30), Frank Ford, 1985 (3 games)

**3-Point Field Goals:** 19, Bryce Brown, 2019 (5 games)

**3-Point Field Goals Attempts:** 42, Bryce Brown, 2019 (5 games)

**3-Point Field Goal Pct. (Min. 6):**

.571 (4-7), Johnny Lynn, 1988 (2 games)

**Free Throws Made:** 19, Jared Harper, 2019 (5 games)

**Free Throws Attempts:** 22, Johni Broome, 2023 (2 games);

Jared Harper, 2019 (5 games)

**Free Throw Pct. (Min. 15):** .941 (16-17), Chris Morris, 1988 (2 games)

**Rebounds:** 38, Chuck Person, 1986 (4 games)

**Assists:** 34, Gerald White, 1986 (4 games)

**Blocked Shots:** 12, Kyle Davis, 2003 (3 games)

**Steals:** 9, Chuma Okeke, 2019 (3 games)

**Minutes:** 165, Bryce Brown, 2019 (5 games)

## CAREER RECORDS

**Points:** 162, Chuck Person, 1984-86 (8 games)

**Field Goals:** 76, Chuck Person, 1984-86 (8 games)

**Field Goal Attempts:** 167, Chuck Person, 1984-86 (8 games)

**Field Goal Pct. (Min. 25 FGA):**

.564 (31-55), Mike Jones, 1986-87 (6 games)

**3-Point Field Goals:** 25, Bryce Brown, 2018-19 (7 games)

**3-Point Field Goals Attempts:**

61, Bryce Brown, 2018-19 (7 games)

**3-Point Field Goal Pct. (Min. 10):**

.538 (7-13), Nathan Watson, 2003 (3 games)

**Free Throws Made:** 30, Jeff Moore, 1985-88 (11 games)

**Free Throws Attempted:** 35, Jeff Moore, 1985-88 (11 games)

**Free Throw Pct. (Min. 20):**

.857 (30-35), Jeff Moore, 1985-88 (11 games)

**Rebounds:** 94, Jeff Moore, 1985-88 (11 games)

**Assists:** 63, Gerald White, 1984-87 (10 games)

**Blocked Shots:** 14, Chris Morris, 1985-88 (11 games)

**Steals:** 13, Frank Ford, 1984-87 (10 games)

**Minutes:** 375, Chris Morris, 1985-88 (11 games)

**Games Played:** 11, Jeff Moore, 1985-88; Chris Morris, 1985-88

**Games Started:** 11, Jeff Moore, 1985-88; Chris Morris, 1985-88

## TEAM SINGLE-GAME RECORDS

**Points:** 97 vs. North Carolina (3/29/19)

**Fewest Points:** 53 vs. Clemson (3/18/18)

**Winning Margin:** 39 (80-41) vs. Winthrop (3/11/99)

**Smallest Winning Margin:**

1 (78-77) vs. New Mexico State (3/21/19)

1 (62-61) vs. San Diego (3/12/87)

1 (59-58) vs. Purdue (3/14/85)

**Field Goals:** 36 vs. North Carolina (3/29/19)

**Fewest Field Goals:** 20 vs. Houston (3/18/23)

**Field Goal Attempts:** 86 vs. Indiana (3/14/87)

**Fewest Field Goal Attempts:** 49 vs. Kansas (3/16/85)

**Field Goal Percentage:** .545 (36-66) vs. North Carolina (3/29/19)

**Lowest Field Goal Percentage:** .258 (17-66) vs. Clemson (3/18/18)

**3-Point Field Goals:** 17 vs. North Carolina (3/29/19)

**Fewest 3-Point Field Goals:** 1 vs. San Diego (3/12/87)

**3-Point Field Goal Attempts:** 37 vs. North Carolina (3/29/19)

**Fewest 3-Point Field Goal Attempts:** 9 vs. San Diego (3/12/87)

**3-Point Field Goal Percentage (Min. 7):**

.524 (11-21) vs. Creighton (3/16/00)

**Lowest 3-Point Field Goal Pct. (Min. 5):** .111 (1-9) vs. San Diego (3/12/87)

**Free Throws Made:** 23 vs. Bradley (3/17/88)

**Fewest Free Throws Made:** 5 vs. Purdue (3/14/85)

**Free Throws Attempts:** 36 vs. Houston (3/18/23)

**Fewest Free Throws Attempts:** 9 vs. Purdue (3/14/85)

**Free Throw Percentage (Min. 15):** .913 (21-23) vs. Oklahoma (3/19/88)

**Lowest Free Throw Percentage:**

.469 (15-32) vs. College of Charleston (3/16/18)

**Rebounds:** 57 vs. Oklahoma (3/19/88)

**Fewest Rebounds:** 24 vs. New Mexico State (3/21/19)

**Rebound Margin:**

+18 (50-32) vs. Jacksonville State (3/18/22)

+18 (57-39) vs. Oklahoma (3/19/88)

**Assists:** 23 vs. Bradley (3/17/88)

**Fewest Assists:**

8 vs. Kentucky (3/31/19)

8 vs. Purdue (3/14/85)

**Turnovers:** 25 vs. Oklahoma (3/19/88)

**Fewest Turnovers:**

5 vs. Virginia (4/6/19)

5 vs. North Carolina (3/22/85)

**Blocked Shots:** 10 vs. Jacksonville State (3/22/22)

**Fewest Blocked Shots:**

1 (three times), most recent vs. Oklahoma State (3/13/99)

**Steals:** 16 vs. Winthrop, 3/11/99

**Fewest Steals:** 1 (four times), most recent vs. Houston (3/18/23)

**Personal Fouls:** 25 vs. Indiana (3/14/87)

**Fewest Personal Fouls:** 9 vs. Creighton (3/16/00)

## NCAA TOURNAMENT BOX SCORES

### #12 Richmond 72, #5 Auburn 71 March 15, 1984 NCAA First Round East Regional Charlotte Coliseum • Charlotte, N.C.

Richmond	FG-FGA	FT-FTA	REB	PF	TP	MIN	A	TO	BLK	S
John Newman	11-22	4-5	1	3	26	39	0	3	2	1
John Davis	3-5	0-1	12	4	6	36	4	2	0	2
Bill Flye	8-14	3-4	5	5	19	38	0	4	0	2
Greg Beckwith	1-3	3-4	7	1	5	40	9	1	0	4
Kelvin Johnson	6-10	4-5	2	3	16	40	2	3	0	0
Tim Hardin	0-1	0-0	1	2	0	5	0	0	0	0
Lee Goss	0-0	0-1	0	0	0	2	0	0	0	0
<b>Totals</b>	<b>29-55</b>	<b>14-20</b>	<b>31</b>	<b>18</b>	<b>72</b>	<b>200</b>	<b>15</b>	<b>13</b>	<b>2</b>	<b>9</b>

FG%: 1st Half 18-28 .643, 2nd Half 11-27 .407, Game 29-55 .527; FT%: 1st Half 3-3 1.000, 2nd Half 11-17 .647, Game 14-20 .700; Team Rebounds: 3; Deadball Rebounds: 2.

Auburn	FG-FGA	FT-FTA	REB	PF	TP	MIN	A	TO	BLK	S
Greg Turner, F	4-9	4-6	3	2	12	32	1	3	1	0
Chuck Person, F	5-16	0-1	9	5	10	34	1	2	0	1
Charles Barkley, C	8-10	7-9	17	4	23	32	4	4	2	2
Gerald White, G	4-10	1-1	0	4	9	33	3	3	0	0
Frank Ford, G	0-1	0-0	2	0	0	22	2	1	0	0
Paul Daniels	2-3	0-0	1	3	4	25	2	1	1	0
Vern Strickland	5-10	1-2	1	3	11	21	1	1	0	2
Carey Holland	1-1	0-0	0	0	2	1	0	0	0	0
<b>Totals</b>	<b>29-60</b>	<b>13-19</b>	<b>34</b>	<b>21</b>	<b>71</b>	<b>200</b>	<b>14</b>	<b>15</b>	<b>4</b>	<b>5</b>

FG%: 1st Half 10-24 .417, 2nd Half 19-36 .528, Game 29-60 .483; FT%: 1st Half 2-5 .400, 2nd Half 11-14 .786, Game 13-19 .684; Team Rebounds: 1; Deadball Rebounds: 2.

SCORE BY PERIODS	1	2	F
Richmond	39	33	—
Auburn	22	49	—

**OFFICIALS**—Jim Howell, Phil Robinson, Jim Burr

**TECHNICAL FOULS**—None.

**ATTENDANCE**—11,666



### #11 Auburn 59, #6 Purdue 58 March 14, 1985 NCAA First Round Southeast Regional Athletic & Convocation Center • South Bend, Ind.

Auburn	FG-FGA	FT-FTA	REB	PF	TP	MIN	A	TO	BLK	S
Chuck Person, F	9-17	2-2	8	3	20	39	0	2	1	2
Chris Morris, F	9-14	1-2	3	1	19	37	0	2	2	0
Jeff Moore, C	1-5	0-0	7	3	2	28	1	1	1	0
Frank Ford, G	4-7	1-1	6	2	9	39	3	3	0	3
Gerald White, G	3-5	1-4	5	1	7	37	4	3	0	0
Carey Holland	1-1	0-0	0	1	2	10	0	0	0	0
Johnny Lynn	0-2	0-0	1	0	0	7	0	0	0	0
Darren Guest	0-1	0-0	0	0	0	3	0	0	0	0
<b>Totals</b>	<b>27-52</b>	<b>5-9</b>	<b>35</b>	<b>11</b>	<b>59</b>	<b>200</b>	<b>8</b>	<b>11</b>	<b>4</b>	<b>5</b>

FG%: 1st Half 14-28 .500, 2nd Half 13-24 .541, Game 27-52 .519; FT%: 1st Half 3-5 .600, 2nd Half 2-4 .500, Game 5-9 .555; Team Rebounds: 5; Deadball Rebounds: 1.

Purdue	FG-FGA	FT-FTA	REB	PF	TP	MIN	A	TO	BLK	S
Mark Atkinson	0-2	0-0	3	4	0	36	2	0	1	1
Todd Mitchell	0-2	0-0	2	2	0	11	0	0	0	2
James Bullock	6-15	1-3	10	4	13	40	0	3	0	0
Troy Lewis	9-17	1-2	2	1	19	30	1	0	0	1
Steve Reid	9-17	0-2	3	4	18	39	6	1	1	2
Mack Gadis	0-1	0-0	0	0	0	10	0	1	0	0
Herb Robinson	0-0	0-0	0	0	0	5	0	0	0	0
Robert Littlejohn	3-5	2-2	9	0	8	29	0	2	0	1
<b>Totals</b>	<b>27-59</b>	<b>4-9</b>	<b>29</b>	<b>15</b>	<b>58</b>	<b>200</b>	<b>9</b>	<b>7</b>	<b>2</b>	<b>7</b>


FG%: 1st Half 12-29 .413, 2nd Half 15-30 .500, Game 27-59 .457; FT%: 1st Half 1-3 .333, 2nd Half 3-6 .500, Game 4-9 .444; Team Rebounds: 0; Deadball Rebounds: 1.

SCORE BY PERIODS	1	2	F
Auburn	31	28	—
Purdue	25	33	—

**OFFICIALS**—Tom Fraim, Rich Eichorst, Ron Labetich

**TECHNICAL FOULS**—None.

**ATTENDANCE**—10,480



## NCAA TOURNAMENT BOX SCORES

### #11 Auburn 66, #3 Kansas 64 March 16, 1985 NCAA Second Round Southeast Regional Athletic & Convocation Center • South Bend, Ind.

Auburn	FG-FGA	FT-FTA	REB	PF	TP	MIN	A	TO	BLK	S
Chuck Person, F	10-19	1-2	5	4	21	31	2	0	0	0
Chris Morris, F	4-9	0-1	4	1	8	40	1	0	1	0
Jeff Moore, C	2-7	1-1	5	1	5	25	0	1	1	0
Frank Ford, G	9-9	5-6	7	3	23	37	1	4	0	0
Gerald White, G	1-2	7-8	2	3	9	38	5	4	0	0
Carey Holland	0-0	0-0	3	2	0	20	0	1	0	0
Johnny Lynn	0-0	0-0	0	0	0	5	0	0	0	0
Darren Guest	0-3	0-0	5	0	0	4	0	1	1	1
<b>Totals</b>	<b>26-49</b>	<b>14-18</b>	<b>33</b>	<b>14</b>	<b>66</b>	<b>200</b>	<b>9</b>	<b>11</b>	<b>3</b>	<b>1</b>


FG%: 1st Half 13-26 .500, 2nd Half 13-23 .565, Game 26-49 .531; FT%: 1st Half 4-5 .800, 2nd Half 10-13 .769, Game 14-18 .778; Team Rebounds: 2; Deadball Rebounds: 1.

Kansas	FG-FGA	FT-FTA	REB	PF	TP	MIN	A	TO	BLK	S
Danny Manning	3-12	1-2	8	4	7	22	1	0	0	1
Ron Kellogg	8-16	1-1	5	2	17	38	1	0	0	1
Greg Dreiling	1-4	0-0	6	4	2	29	0	3	0	0
Cedric Hunter	4-9	1-2	3	2	9	33	4	0	0	2
Calvin Thompson	10-16	1-2	1	3	21	37	2	1	0	0
Mark Turgeon	1-2	0-0	1	0	2	7	0	1	0	0
Milton Newton	0-1	0-0	1	0	0	4	0	0	0	0
Chris Piper	3-4	0-0	1	3	6	20	1	0	0	2
Tad Boyle	0-0	0-0	0	0	0	2	0	0	0	0
Mark Pellock	0-0	0-0	1	0	0	8	0	0	0	1
<b>Totals</b>	<b>30-64</b>	<b>4-7</b>	<b>30</b>	<b>18</b>	<b>64</b>	<b>200</b>	<b>9</b>	<b>5</b>	<b>0</b>	<b>7</b>

FG%: 1st Half 14-28 .500, 2nd Half 16-36 .444, Game 30-64 .469; FT%: 1st Half 0-0 .000, 2nd Half 4-7 .571, Game 4-7 .571; Team Rebounds: 3; Deadball Rebounds: 0.

SCORE BY PERIODS	1	2	F
Auburn	30	36	66
Kansas	28	36	64

**OFFICIALS**—Tom Fraim, Jim Bain, Larry Lembo  
**TECHNICAL FOULS**—None.  
**ATTENDANCE**—10,751 (c)



### #2 North Carolina 62, #11 Auburn 56 March 22, 1985 NCAA Southeast Regional Semifinal Birmingham Coliseum • Birmingham, Ala.

Auburn	FG-FGA	FT-FTA	REB	PF	TP	MIN	A	TO	BLK	S
Chuck Person, F	8-25	0-0	12	4	16	39	3	3	1	2
Chris Morris, F	3-10	1-2	9	2	7	38	0	0	0	2
Jeff Moore, C	2-3	0-0	2	3	4	17	1	0	0	0
Frank Ford, G	8-14	1-2	4	2	17	37	3	2	0	0
Gerald White, G	2-5	0-0	1	4	4	37	2	0	0	0
Carey Holland	2-2	4-8	1	2	8	22	0	0	1	0
Johnny Lynn	0-0	0-0	0	1	0	5	0	0	0	0
Darren Guest	0-0	0-0	1	0	0	5	0	0	0	0
<b>Totals</b>	<b>25-59</b>	<b>6-12</b>	<b>33</b>	<b>18</b>	<b>56</b>	<b>200</b>	<b>9</b>	<b>5</b>	<b>2</b>	<b>4</b>


FG%: 1st Half 9-27 .333, 2nd Half 16-32 .500, Game 25-59 .424; FT%: 1st Half 5-9 .556, 2nd Half 1-3 .333, Game 6-12 .500; Team Rebounds: 3; Deadball Rebounds: 3.

North Carolina	FG-FGA	FT-FTA	REB	PF	TP	MIN	A	TO	BLK	S
Dave Popson	2-4	0-0	4	1	4	14	0	0	0	0
Brad Daugherty	5-8	0-2	8	2	10	39	3	2	2	0
Joe Wolf	4-6	2-2	7	3	10	35	3	1	0	0
Buzz Peterson	0-5	0-0	2	2	0	29	2	4	0	0
Kenny Smith	9-12	4-5	3	1	22	38	6	0	0	2
Ranzino Smith	1-5	2-2	2	0	4	14	1	0	0	0
Curtis Hunter	0-1	0-2	1	0	0	5	0	0	0	0
Warren Martin	4-8	4-5	5	3	12	26	1	1	1	0
<b>Totals</b>	<b>25-49</b>	<b>12-18</b>	<b>32</b>	<b>12</b>	<b>62</b>	<b>200</b>	<b>16</b>	<b>8</b>	<b>3</b>	<b>2</b>

FG%: 1st Half 14-27 .519, 2nd Half 11-22 .500, Game 25-49 .510; FT%: 1st Half 5-10 .500, 2nd Half 7-8 .875, Game 12-18 .667; Team Rebounds: 0; Deadball Rebounds: 2.

SCORE BY PERIODS	1	2	F
Auburn	23	33	56
North Carolina	33	29	62

**OFFICIALS**—Tim Higgins, Jim Burr, J.C. Leinbech  
**TECHNICAL FOULS**—None.  
**ATTENDANCE**—16,843 (c)



## NCAA TOURNAMENT BOX SCORES

### #8 Auburn 73, #9 Arizona 63 March 14, 1986 NCAA First Round West Regional Long Beach Arena • Long Beach, Calif.

Arizona	FG-FGA	FT-FTA	REB	PF	TP	MIN	A	TO	BLK	S
Anthony Cook	4-6	0-0	6	2	8	35	0	2	1	0
Sean Elliott	10-17	0-0	6	2	20	38	6	1	0	0
John Edgar	7-11	1-3	2	0	15	35	3	3	1	0
Craig McMillan	3-12	2-4	0	4	8	40	6	3	0	3
Steve Kerr	5-12	0-0	3	4	10	37	3	0	0	2
Joe Turner	1-2	0-0	3	0	2	8	1	0	0	0
Ken Lofton	0-0	0-0	0	3	0	2	1	0	0	0
Rolf Jacobs	0-0	0-0	0	1	0	1	0	0	0	0
Eric Cooper	0-0	0-0	0	1	0	1	0	1	0	0
Bruce Fraser	0-0	0-0	0	0	0	1	0	0	0	0
David Haskin	0-0	0-0	1	0	0	1	0	0	0	0
Bruce Wheatley	0-0	0-0	0	0	0	1	0	0	0	0
<b>Totals</b>	<b>30-60</b>	<b>3-7</b>	<b>23</b>	<b>17</b>	<b>63</b>	<b>200</b>	<b>20</b>	<b>10</b>	<b>2</b>	<b>5</b>

FG%: 1st Half 17-32 .531, 2nd Half 13-28 .464, Game 30-60 .500; FT%: 1st Half 0-1 .000, 2nd Half 3-6 .500, Game 3-7 .429; Team Rebounds: 2; Deadball Rebounds: 2.

Auburn	FG-FGA	FT-FTA	REB	PF	TP	MIN	A	TO	BLK	S
Chris Morris, F	5-7	0-1	4	1	10	31	2	0	1	0
Chuck Person, F	9-22	2-2	8	3	20	37	0	4	0	0
Jeff Moore, C	4-8	3-3	12	3	11	28	3	4	0	1
Gerald White, G	4-5	4-5	6	1	12	32	6	1	0	1
Frank Ford, G	3-6	2-3	2	1	8	39	2	0	1	1
Mike Jones	5-6	2-2	3	3	12	21	0	3	1	0
Terrance Howard	0-2	0-0	0	0	0	8	2	0	0	0
Melvin Haralson	0-0	0-0	0	0	0	1	0	0	0	0
Johnny Lynn	0-1	0-1	0	0	0	1	0	0	0	0
Rob Jones	0-0	0-0	1	0	0	1	0	0	0	1
Gary Godfrey	0-0	0-0	0	0	0	1	0	0	0	0
<b>Totals</b>	<b>30-57</b>	<b>13-17</b>	<b>37</b>	<b>12</b>	<b>73</b>	<b>200</b>	<b>15</b>	<b>12</b>	<b>3</b>	<b>4</b>

FG%: 1st Half 15-28 .536, 2nd Half 15-29 .517, Game 30-57 .526; FT%: 1st Half 2-2 1.000, 2nd Half 11-15 .733, Game 13-17 .765; Team Rebounds: 1; Deadball Rebounds: 1.

SCORE BY PERIODS	1	2	F	
Arizona	34	29	—	63
Auburn	32	41	—	73

**OFFICIALS**—Joe Forte, Rick Wulkow, Tony Stigliano

**TECHNICAL FOULS**—None.

**ATTENDANCE**—11,690 (c)



### #8 Auburn 81, #1 St. John's 65 March 16, 1986 NCAA Second Round West Regional Long Beach Arena • Long Beach, Calif.

Auburn	FG-FGA	FT-FTA	REB	PF	TP	MIN	A	TO	BLK	S
Chris Morris, F	4-8	1-1	5	0	9	36	2	4	0	1
Chuck Person, F	12-22	3-3	15	1	27	37	1	1	0	2
Jeff Moore, F	7-14	1-1	5	3	15	26	0	1	0	0
Gerald White, G	3-5	4-5	3	2	10	30	9	5	0	4
Frank Ford, G	4-9	0-0	5	1	8	37	2	2	0	0
Terrance Howard	3-4	0-0	2	2	6	14	2	0	0	0
Mike Jones	2-4	2-3	2	2	6	20	0	2	1	0
<b>Totals</b>	<b>35-66</b>	<b>11-13</b>	<b>38</b>	<b>11</b>	<b>81</b>	<b>200</b>	<b>16</b>	<b>15</b>	<b>1</b>	<b>7</b>

FG%: 1st Half 21-40 .525, 2nd Half 14-26 .538, Game 35-66 .530; FT%: 1st Half 2-3 .667, 2nd Half 9-10 .900, Game 11-13 .846; Team Rebounds: 1; Deadball Rebounds: 3.

St. John's	FG-FGA	FT-FTA	REB	PF	TP	MIN	A	TO	BLK	S
Willie Glass	5-9	2-2	1	0	12	32	1	3	0	3
Shelton Jones	3-4	0-0	4	1	6	29	0	2	0	1
Walter Berry	9-14	2-2	7	3	20	39	0	3	1	1
Ron Rowan	6-16	2-2	2	4	14	36	2	3	0	2
Mark Jackson	1-8	1-2	4	4	3	38	12	3	0	1
John Hempel	4-6	0-0	1	2	8	16	0	1	0	1
Terry Bross	1-2	0-0	1	1	2	8	0	1	0	0
Steve Shurina	0-0	0-0	0	1	0	2	0	0	0	0
<b>Totals</b>	<b>29-59</b>	<b>7-8</b>	<b>22</b>	<b>16</b>	<b>65</b>	<b>200</b>	<b>15</b>	<b>16</b>	<b>1</b>	<b>9</b>


FG%: 1st Half 15-30 .500, 2nd Half 14-29 .483, Game 29-59 .492; FT%: 1st Half 2-2 1.000, 2nd Half 5-6 .833, Game 7-8 .875; Team Rebounds: 2; Deadball Rebounds: 3.

SCORE BY PERIODS	1	2	F	
Auburn	44	37	—	81
St. John's	32	33	—	65

**OFFICIALS**—Paul Hausman, Gene Monje, Mac Chauvin

**TECHNICAL FOULS**—None.

**ATTENDANCE**—11,690 (c)



## NCAA TOURNAMENT BOX SCORES

### #8 Auburn 70, #4 UNLV 63 March 20, 1986 NCAA West Regional Semifinal The Summit • Houston, Texas

Auburn	FG-FGA	FT-FTA	REB	PF	TP	MIN	A	TO	BLK	S
Chris Morris, F	3-8	3-3	8	4	9	39	0	2	1	1
Chuck Person, F	12-22	1-2	11	1	25	37	0	1	0	2
Jeff Moore, C	5-10	1-2	9	2	11	32	4	5	0	1
Gerald White, G	3-4	6-7	1	2	12	33	10	3	0	1
Frank Ford, G	3-8	3-4	6	0	9	39	1	5	0	5
Terrance Howard	0-1	0-0	0	1	0	8	0	1	0	0
Mike Jones	2-5	0-0	1	2	4	12	2	3	1	0
<b>Totals</b>	<b>28-58</b>	<b>14-18</b>	<b>41</b>	<b>12</b>	<b>70</b>	<b>200</b>	<b>17</b>	<b>20</b>	<b>2</b>	<b>10</b>

FG%: 1st Half 11-26 .423, 2nd Half 17-32 .531, Game 28-58 .483; FT%: 1st Half 3-4 .750, 2nd Half 11-14 .786, Game 14-18 .778; Team Rebounds: 5; Deadball Rebounds: 1.

UNLV	FG-FGA	FT-FTA	REB	PF	TP	MIN	A	TO	BLK	S
Anthony Jones	8-19	0-3	4	1	16	39	4	1	0	1
Armon Gilliam	9-13	3-4	3	1	21	37	0	1	0	0
John Flowers	1-1	0-0	0	2	2	20	0	1	0	0
Mark Wade	0-0	0-1	3	5	0	36	12	6	0	2
Freddie Banks	9-21	2-2	1	2	20	35	6	1	0	1
Gary Graham	0-2	0-0	2	4	0	9	1	1	0	0
Eldridge Hudson	2-5	0-0	9	4	4	24	2	1	0	2
<b>Totals</b>	<b>29-61</b>	<b>5-10</b>	<b>28</b>	<b>19</b>	<b>63</b>	<b>200</b>	<b>25</b>	<b>12</b>	<b>0</b>	<b>6</b>

FG%: 1st Half 17-29 .586, 2nd Half 12-32 .375, Game 29-61 .475; FT%: 1st Half 0-0 .000, 2nd Half 5-10 .500, Game 5-10 .500; Team Rebounds: 6; Deadball Rebounds: 1.

SCORE BY PERIODS	1	2	F
Auburn	25	45	70
UNLV	34	29	63

**OFFICIALS**—Lenny Wirtz, Tim Higgins, Charlie Vacca

**TECHNICAL FOULS**—None.

**ATTENDANCE**—10,936

### #2 Louisville 84, #8 Auburn 76 March 22, 1986 NCAA West Regional Final The Summit • Houston, Texas

Auburn	FG-FGA	FT-FTA	REB	PF	TP	MIN	A	TO	BLK	S
Chris Morris, F	7-10	3-3	9	4	17	34	1	4	1	4
Chuck Person, F	11-24	1-2	4	3	23	38	1	2	0	0
Jeff Moore, C	4-8	3-5	6	2	11	31	2	0	0	0
Gerald White, G	3-6	2-2	2	2	8	34	9	4	0	1
Frank Ford, G	6-10	1-2	3	4	13	34	5	0	0	1
Terrance Howard	1-1	0-0	0	3	2	12	2	0	0	0
Mike Jones	1-3	0-0	1	3	2	17	0	0	1	0
<b>Totals</b>	<b>33-62</b>	<b>10-14</b>	<b>27</b>	<b>21</b>	<b>76</b>	<b>200</b>	<b>20</b>	<b>10</b>	<b>2</b>	<b>6</b>

FG%: 1st Half 20-32 .625, 2nd Half 13-30 .433, Game 33-62 .532; FT%: 1st Half 3-5 .600, 2nd Half 7-9 .778, Game 10-14 .714; Team Rebounds: 2; Deadball Rebounds: 2.

Louisville	FG-FGA	FT-FTA	REB	PF	TP	MIN	A	TO	BLK	S
Herbert Crook	8-12	4-5	11	3	20	39	3	1	0	1
Billy Thompson	5-10	3-4	7	4	13	26	4	4	0	1
Pervis Ellison	7-14	1-3	10	2	15	35	0	2	2	3
Milt Wagner	4-9	8-8	2	2	16	40	9	2	0	0
Jeff Hall	7-12	0-0	0	1	14	36	2	1	0	0
Mark McSwain	2-3	0-0	4	2	4	15	2	1	0	0
Kevin Walls	1-2	0-0	0	1	2	4	0	0	0	0
Tony Kimbro	0-1	0-0	1	0	0	5	0	1	0	0
<b>Totals</b>	<b>34-63</b>	<b>16-20</b>	<b>37</b>	<b>15</b>	<b>84</b>	<b>200</b>	<b>20</b>	<b>12</b>	<b>2</b>	<b>5</b>

FG%: 1st Half 22-39 .564, 2nd Half 12-24 .500, Game 34-63 .540; FT%: 1st Half 0-0 .000, 2nd Half 16-20 .800, Game 16-20 .800; Team Rebounds: 2; Deadball Rebounds: 0.

SCORE BY PERIODS	1	2	F
Auburn	43	33	76
Louisville	44	40	84


**OFFICIALS**—Don Rutledge, Lenny Wirtz, Charlie Vacca

**TECHNICAL FOULS**—None.

**ATTENDANCE**—9,650

# WAREAGLE

2023-24 AUBURN MEN'S BASKETBALL





## NCAA TOURNAMENT BOX SCORES

**#8 Auburn 62, #9 San Diego 61**  
**March 12, 1987**

**NCAA First Round Midwest Regional**  
**Indiana Hoosier Dome • Indianapolis, Ind.**

San Diego	FG-A	3FG-A	FT-A	REB	PF	TP	MIN	A	TO	BLK	S
Mark Manor	5-10	1-2	0-0	5	2	11	31	3	1	0	0
Mike Madden	3-8	0-0	1-3	11	1	7	34	3	2	2	1
Scott Thompson	5-11	0-1	4-4	4	4	14	25	1	2	1	0
Paul Leonard	3-7	0-2	0-0	2	1	6	38	5	3	0	1
Danny Means	7-12	2-5	2-3	4	1	18	30	2	0	0	3
Steve Krallman	1-2	0-0	0-2	2	2	2	20	0	1	0	1
Marty Munn	0-2	0-2	0-0	0	2	0	11	0	0	0	0
Eric Musselman	1-2	1-2	0-0	0	1	3	2	0	0	0	0
Mike Haupt	0-0	0-0	0-0	1	1	0	9	1	1	0	1
<b>Totals</b>	<b>25-54</b>	<b>4-14</b>	<b>7-12</b>	<b>30</b>	<b>15</b>	<b>61</b>	<b>200</b>	<b>15</b>	<b>10</b>	<b>3</b>	<b>7</b>


FG%: 1st Half 14-28 .500, 2nd Half 11-26 .423, Game 25-54 .463; 3FG%: 1st Half 4-9 .444, 2nd Half 0-5 .000, Game 4-14 .286; FT%: 1st Half 1-4 .250, 2nd Half 6-8 .750, Game 7-12 .583; Team Rebounds: 1; Deadball Rebounds: 1.

Auburn	FG-A	3FG-A	FT-A	REB	PF	TP	MIN	A	TO	BLK	S
Mike Jones, F	11-16	0-0	2-4	7	3	24	32	2	1	2	0
Chris Morris, F	6-12	1-2	1-1	11	3	14	38	2	2	2	0
Jeff Moore, C	4-13	0-0	6-7	14	3	14	33	0	0	0	0
Gerald White, G	2-6	0-4	0-0	3	2	4	34	5	1	0	2
Frank Ford, G	2-9	0-2	2-4	5	2	6	40	3	4	0	3
Terrance Howard	0-1	0-1	0-0	0	1	0	17	0	1	0	0
Johnny Lynn	0-2	0-0	0-0	0	0	0	5	0	0	0	0
John Caylor	0-0	0-0	0-0	0	0	0	1	0	0	0	0
<b>Totals</b>	<b>25-59</b>	<b>1-9</b>	<b>11-16</b>	<b>42</b>	<b>14</b>	<b>62</b>	<b>200</b>	<b>12</b>	<b>9</b>	<b>4</b>	<b>5</b>

FG%: 1st Half 11-26 .423, 2nd Half 14-33 .424, Game 25-59 .424; 3FG%: 1st Half 0-5 .000, 2nd Half 1-4 .250, Game 1-9 .111; FT%: 1st Half 6-7 .857, 2nd Half 5-9 .556, Game 11-16 .688; Team Rebounds: 2; Deadball Rebounds: 0.

SCORE BY PERIODS	1	2	F
San Diego	33	28	61
Auburn	28	34	62

**OFFICIALS**—Mickey Crowley, Chuck Weinkauf, Rusty Herring  
**TECHNICAL FOULS**—None.  
**ATTENDANCE**—29,610



**#1 Indiana 107, #8 Auburn 90**  
**March 14, 1987**

**NCAA Second Round Midwest Regional**  
**Indiana Hoosier Dome • Indianapolis, Ind.**

Auburn	FG-A	3FG-A	FT-A	REB	PF	TP	MIN	A	TO	BLK	S
Mike Jones, F	10-22	1-2	9-9	9	1	30	36	1	2	0	1
Chris Morris, F	5-11	0-0	0-1	4	5	10	22	2	0	0	0
Jeff Moore, C	11-20	0-0	2-2	10	4	24	33	1	0	0	1
Gerald White, G	6-13	4-9	1-1	1	2	17	37	10	4	1	1
Frank Ford, G	4-11	1-2	0-0	3	5	9	28	0	0	0	0
Terrance Howard	0-4	0-0	0-0	4	4	0	19	1	2	0	0
Johnny Lynn	0-4	0-1	0-0	2	2	0	13	0	2	0	1
John Caylor	0-0	0-0	0-0	0	2	0	10	0	1	0	2
Derrick Dennison	0-1	0-0	0-0	0	0	0	2	0	0	0	0
<b>Totals</b>	<b>36-86</b>	<b>6-14</b>	<b>12-13</b>	<b>34</b>	<b>25</b>	<b>90</b>	<b>200</b>	<b>15</b>	<b>11</b>	<b>1</b>	<b>6</b>


FG%: 1st Half 19-44 .432, 2nd Half 17-42 .405, Game 36-86 .419; 3FG%: 1st Half 3-5 .600, 2nd Half 3-9 .333, Game 6-14 .429; FT%: 1st Half 7-7 1.000, 2nd Half 5-6 .833, Game 12-13 .923; Team Rebounds: 1; Deadball Rebounds: 0.

Indiana	FG-A	3FG-A	FT-A	REB	PF	TP	MIN	A	TO	BLK	S
Daryl Thomas	9-14	0-0	9-10	8	1	27	36	0	4	0	3
Dean Garrett	4-6	0-0	1-2	3	4	9	16	0	1	2	0
Steve Alford	10-17	7-11	4-5	3	2	31	38	5	2	0	0
Keith Smart	7-12	0-2	6-7	9	3	20	39	15	5	0	1
Steve Eyl	0-0	0-0	0-0	5	3	0	16	2	1	0	0
Todd Meier	0-0	0-0	0-0	2	1	0	9	0	0	0	0
Kreigh Smith	0-0	0-0	0-0	0	0	0	2	0	0	0	0
Joe Hillman	1-2	0-0	0-0	0	0	0	2	0	0	0	0
Brian Sloan	0-0	0-0	0-0	0	0	0	1	1	0	0	0
Tony Freeman	0-0	0-0	0-0	0	0	0	1	0	0	0	0
Dave Minor	0-0	0-0	0-0	1	0	0	1	0	0	0	0
<b>Totals</b>	<b>38-63</b>	<b>7-13</b>	<b>24-28</b>	<b>45</b>	<b>14</b>	<b>107</b>	<b>200</b>	<b>24</b>	<b>18</b>	<b>2</b>	<b>5</b>

FG%: 1st Half 18-27 .667, 2nd Half 20-36 .556, Game 38-63 .603; 3FG%: 1st Half 2-3 .667, 2nd Half 5-10 .500, Game 7-13 .538; FT%: 1st Half 15-18 .833, 2nd Half 9-10 .900, Game 24-28 .857; Team Rebounds: 1; Deadball Rebounds: 1. Half 3-5 .600, 2nd Half 3-9 .333, Game 6-14 .429; FT%: 1st Half 7-7 1.000, 2nd Half 5-6 .833, Game 12-13 .923; Team Rebounds: 1; Deadball Rebounds: 0.

SCORE BY PERIODS	1	2	F
Auburn	48	42	90
Indiana	53	54	107

**OFFICIALS**—Rick Wulkow, Chuck Weinkauf, Rusty Herring  
**TECHNICAL FOULS**—None.  
**ATTENDANCE**—34,076



## NCAA TOURNAMENT BOX SCORES

### #8 Auburn 90, #9 Bradley 86 March 17, 1988 NCAA First Round Southeast Regional The Omni • Atlanta, Ga.

Bradley	FG-A	3FG-A	FT-A	REB	PF	TP	MIN	A	TO	BLKS
Donald Powell	4-9	0-0	2-5	7	5	10	37	1	0	0
Trevor Trimpe	1-4	1-4	0-0	1	1	3	11	2	0	0
Luke Jackson	7-10	0-1	0-3	5	2	14	34	2	3	0
Anthony Manuel	0-3	0-0	0-0	4	4	0	40	10	6	0
Hersey Hawkins	15-25	6-8	8-11	10	3	44	40	6	4	2
Jerry Thomas	4-9	0-1	0-0	1	5	8	25	3	0	0
Paul Wilson	3-6	1-3	0-2	5	3	7	13	1	2	0
<b>Totals</b>	<b>34-66</b>	<b>8-17</b>	<b>10-21</b>	<b>39</b>	<b>23</b>	<b>86</b>	<b>200</b>	<b>25</b>	<b>15</b>	<b>2</b>

FG%: 1st Half 21-35 .600, 2nd Half 13-31 .419, Game 34-66 .515; 3FG%: 1st Half 5-6 .833, 2nd Half 3-11 .273, Game 8-17 .471; FT%: 1st Half 6-9 .667, 2nd Half 4-12 .333, Game 10-21 .476; Team Rebounds: 5; Deadball Rebounds: 4.

Auburn	FG-A	3FG-A	FT-A	REB	PF	TP	MIN	A	TO	BLKS
John Caylor, F	5-8	3-6	5-6	5	2	18	38	2	3	0
Chris Morris, F	11-23	2-5	12-13	12	3	36	37	4	3	3
Jeff Moore, C	6-16	0-0	1-1	13	2	13	36	1	2	1
Terrance Howard, G	2-4	0-1	0-0	5	1	4	24	5	1	0
Derrick Dennison, G	1-6	1-2	2-2	1	3	5	17	3	0	0
Johnny Lynn	1-4	1-3	0-0	0	0	3	21	7	1	0
Matt Geiger	1-3	0-0	1-3	3	3	3	7	1	2	0
Keenan Carpenter	3-8	0-1	2-2	2	3	8	20	0	0	0
<b>Totals</b>	<b>30-72</b>	<b>7-18</b>	<b>23-27</b>	<b>44</b>	<b>17</b>	<b>90</b>	<b>200</b>	<b>23</b>	<b>12</b>	<b>4</b>

FG%: 1st Half 17-41 .415, 2nd Half 13-31 .419, Game 30-72 .417; 3FG%: 1st Half 4-10 .400, 2nd Half 3-8 .375, Game 7-18 .389; FT%: 1st Half 7-8 .875, 2nd Half 16-19 .842, Game 23-27 .852; Team Rebounds: 3; Deadball Rebounds: 1.

SCORE BY PERIODS	1	2	F
Bradley	53	33	86
Auburn	45	45	90

**OFFICIALS**—Jack Hannon, Dick Lynch, Dave Hall

**TECHNICAL FOULS**—Auburn—Chris Morris.

**ATTENDANCE**—10,566



### #1 Oklahoma 107, #8 Auburn 87 March 19, 1988 NCAA Second Round Southeast Regional The Omni • Atlanta, Ga.

Auburn	FG-A	3FG-A	FT-A	REB	PF	TP	MIN	A	TO	BLKS
John Caylor, F	6-12	2-5	0-0	9	5	14	25	2	4	0
Chris Morris, F	6-13	1-4	4-4	5	5	17	23	2	3	3
Jeff Moore, C	5-18	0-0	12-13	11	4	22	34	2	1	1
Terrance Howard, G	3-13	1-6	0-0	4	2	7	34	8	8	0
Derrick Dennison, G	3-9	1-1	0-1	7	2	7	23	0	5	0
Johnny Lynn	4-5	3-4	3-3	3	2	14	23	3	4	0
Matt Geiger	0-1	0-0	2-2	3	3	2	15	1	0	0
Keenan Carpenter	2-10	0-4	0-0	2	1	4	20	0	0	0
Dustin Hester	0-0	0-0	0-0	0	0	0	1	0	0	0
Pete McBee	0-0	0-0	0-0	0	0	0	1	0	0	0
John Walker	0-3	0-0	0-0	1	0	0	1	0	0	0
<b>Totals</b>	<b>29-84</b>	<b>8-24</b>	<b>21-23</b>	<b>57</b>	<b>24</b>	<b>87</b>	<b>200</b>	<b>18</b>	<b>25</b>	<b>4</b>

FG%: 1st Half 11-35 .314, 2nd Half 18-49 .367, Game 29-84 .345; 3FG%: 1st Half 4-7 .571, 2nd Half 4-17 .235, Game 8-24 .333; FT%: 1st Half 11-11 1.000, 2nd Half 10-12 .833, Game 21-23 .913; Team Rebounds: 12; Deadball Rebounds: 0.

Oklahoma	FG-A	3FG-A	FT-A	REB	PF	TP	MIN	A	TO	BLKS
Harvey Grant	4-10	0-0	0-1	2	4	8	19	1	2	1
Dave Sieger	5-9	5-9	0-0	1	4	15	28	6	0	0
Stacey King	14-22	0-0	9-12	9	2	37	40	3	3	2
Mookie Blaylock	8-14	2-4	3-3	4	1	21	39	9	1	0
Ricky Grace	5-9	1-3	4-4	6	3	15	37	8	2	0
Art Pollard	0-0	0-0	0-0	0	0	0	1	0	1	0
Mike Bell	0-0	0-0	0-0	1	0	0	2	0	1	1
Terrence Mullins	4-6	1-1	0-1	4	2	9	12	2	0	0
Andre Wiley	0-0	0-0	0-2	1	5	0	9	1	2	0
Anthony Martin	1-6	0-0	0-0	3	2	2	13	1	1	0
<b>Totals</b>	<b>41-76</b>	<b>9-17</b>	<b>16-23</b>	<b>39</b>	<b>23</b>	<b>107</b>	<b>200</b>	<b>31</b>	<b>13</b>	<b>4</b>


FG%: 1st Half 20-37 .541, 2nd Half 21-39 .538, Game 41-76 .539; 3FG%: 1st Half 7-12 .583, 2nd Half 2-5 .400, Game 9-17 .529; FT%: 1st Half 4-7 .571, 2nd Half 12-16 .750, Game 16-23 .696; Team Rebounds: 8; Deadball Rebounds: 3.

SCORE BY PERIODS	1	2	F
Auburn	37	50	87
Oklahoma	51	56	107

**OFFICIALS**—Joe Silvester, Jack Hannon, Eric Harmon

**TECHNICAL FOULS**—None.

**ATTENDANCE**—14,528



NCAA TOURNAMENT BOX SCORES

**#1 Auburn 80, #16 Winthrop 41**  
**March 11, 1999**  
**NCAA South Regional First Round**  
**RCA Dome • Indianapolis, Ind.**

Winthrop	FG-A	3FG-A	FT-A	REB	PF	TP	MIN	A	TO	BLKS
Heson Groves, F	1-6	0-0	1-2	5	2	3	37	2	5	1 0
Jacques Vandescure, F	2-5	0-0	2-5	7	1	6	26	1	4	0 1
Eric Fisher, C	1-2	0-0	0-0	2	3	2	10	0	0	3 1
Roger Toxey, G	0-6	0-2	0-0	1	1	0	20	0	3	0 1
Tyson Waterman, G	2-8	2-6	0-0	3	2	6	27	2	1	0 1
Pierre Wooten	1-5	0-0	2-4	2	2	4	7	0	0	0 0
Robbie Waldrop	2-5	2-5	0-0	1	0	6	13	1	2	0 0
Adrian Stockman	0-2	0-0	0-0	2	0	0	10	1	3	0 1
Rob Wallace	1-3	1-3	0-0	2	1	3	7	0	0	0 1
Dan Tollens	1-3	0-1	0-0	2	0	2	8	0	3	0 0
Reggie Coles	1-4	1-2	0-0	0	1	3	3	0	0	0 0
Juon. Pinckney	1-2	0-0	0-0	3	3	2	12	0	1	0 0
Eyo Effiong	1-4	0-0	2-5	1	3	4	18	0	2	1 0
Owen Barnes	0-0	0-0	0-0	0	0	0	2	0	0	0 0
Team				10						
<b>Totals</b>	<b>14-55</b>	<b>6-19</b>	<b>7-16</b>	<b>41</b>	<b>19</b>	<b>41</b>	<b>200</b>	<b>7</b>	<b>25</b>	<b>5 6</b>

FG%: 1st Half 7-25 .280, 2nd Half 7-30 .233, Game 14-55 .255; 3FG%: 1st Half 3-10 .300, 2nd Half 3-9 .333, Game 6-19 .316; FT%: 1st Half 1-2 .500, 2nd Half 6-14 .429, Game 7-16 .438; Deadball Rebounds: 4.

Auburn	FG-A	3FG-A	FT-A	REB	PF	TP	MIN	A	TO	BLKS
Chris Porter, F	4-9	0-0	1-1	5	3	9	24	0	1	0 4
Bryant Smith, F	3-11	1-1	2-4	9	2	9	26	1	3	0 2
Mamadou N'diaye, C	2-8	0-0	2-2	10	2	6	24	0	2	2 1
Scott Pohlman, G	4-8	3-5	3-5	0	1	14	23	1	2	0 2
Doc Robinson, G	6-9	2-4	0-0	3	0	14	23	4	2	0 2
Reggie Sharp	1-5	0-0	1-2	1	2	3	16	3	1	0 0
Jay Heard	3-6	2-5	1-2	9	0	9	16	4	1	0 4
Charlton Barker	0-0	0-0	2-4	2	0	2	2	0	0	0 0
Corey Watkins	0-0	0-0	0-0	0	0	0	1	1	0	0 0
Daymeon Fishback	1-6	1-4	2-2	4	1	5	19	0	1	0 1
Mack McGadney	2-7	0-2	0-0	4	0	4	8	0	0	0 0
Abe Smith	0-0	0-0	0-0	1	0	0	2	0	1	0 0
Adrian Chilliest	1-2	0-0	0-0	2	0	2	10	0	0	0 0
Adrian Person	1-3	1-2	0-0	2	2	3	6	0	0	0 0
Team				3						
<b>Totals</b>	<b>28-74</b>	<b>10-23</b>	<b>14-22</b>	<b>55</b>	<b>13</b>	<b>80</b>	<b>200</b>	<b>14</b>	<b>14</b>	<b>2 16</b>

FG%: 1st Half 13-33 .394, 2nd Half 15-41 .366, Game 28-74 .378; 3FG%: 1st Half 5-11 .455, 2nd Half 5-12 .417, Game 10-23 .435; FT%: 1st Half 6-8 .750, 2nd Half 8-14 .571, Game 14-22 .636; Deadball Rebounds: 4.

SCORE BY PERIODS	1	2	F
Winthrop	18	23	—
Auburn	37	43	—

**OFFICIALS**—Donnee Gray, Tom Clark, Tim Gabutero  
**TECHNICAL FOULS**—None  
**ATTENDANCE**—27,184



**#1 Auburn 81, #9 Oklahoma State 74**  
**March 13, 1999**  
**NCAA South Regional Second Round**  
**RCA Dome • Indianapolis, Ind.**

Oklahoma State	FG-A	3FG-A	FT-A	REB	PF	TP	MIN	A	TO	BLKS
Glendon Alexander, F	1-7	0-3	3-4	1	0	5	26	1	1	0 0
Desmond Mason, F	8-11	2-4	8-9	9	1	26	37	2	1	0 2
Alex Webber, C	2-2	0-0	0-0	0	4	4	11	0	0	0 0
Adrian Peterson, G	11-16	4-8	1-2	4	2	27	39	0	2	0 1
Doug Gottlieb, G	1-4	0-0	1-2	2	3	3	36	12	6	0 0
Fredrik Jonzen	1-3	0-0	0-0	2	0	2	9	0	1	0 1
Brian Montonati	0-4	0-0	1-2	4	5	1	25	1	3	2 0
Joe Adkins	2-5	2-5	0-1	4	2	6	17	2	2	0 1
Team				2						
<b>Totals</b>	<b>26-52</b>	<b>8-20</b>	<b>14-20</b>	<b>28</b>	<b>17</b>	<b>74</b>	<b>200</b>	<b>18</b>	<b>16</b>	<b>2 5</b>


FG%: 1st Half 11-28 .393, 2nd Half 15-24 .625, Game 26-52 .500; 3FG%: 1st Half 3-9 .333, 2nd Half 5-11 .455, Game 8-20 .400; FT%: 1st Half 8-13 .615, 2nd Half 6-7 .857, Game 14-20 .700; Deadball Rebounds: 1.

Auburn	FG-A	3FG-A	FT-A	REB	PF	TP	MIN	A	TO	BLKS
Chris Porter, F	4-8	0-0	1-2	10	1	9	33	1	3	0 2
Bryant Smith, F	6-11	1-4	4-4	4	1	17	36	2	0	0 0
Mamadou N'diaye, C	3-6	0-0	1-2	7	3	7	29	0	1	1 0
Scott Pohlman, G	11-17	2-3	4-4	3	2	28	32	1	0	0 0
Doc Robinson, G	6-9	1-3	0-0	1	4	13	24	3	1	0 0
Reggie Sharp	1-4	0-3	0-0	1	1	2	9	2	1	0 1
Jay Heard	2-4	1-2	0-0	2	2	5	18	2	1	0 3
Charlton Barker	0-0	0-0	2-4	2	0	2	2	0	0	0 0
Daymeon Fishback	0-4	0-1	0-0	2	0	0	8	0	0	0 0
Mack McGadney	0-1	0-1	0-0	2	2	0	9	1	0	0 0
Adrian Chilliest	0-0	0-0	0-0	0	1	0	2	0	2	0 0
Team				3						
<b>Totals</b>	<b>33-64</b>	<b>5-17</b>	<b>10-12</b>	<b>35</b>	<b>17</b>	<b>81</b>	<b>200</b>	<b>12</b>	<b>9</b>	<b>1 6</b>

FG%: 1st Half 15-36 .417, 2nd Half 18-28 .643, Game 33-64 .516; 3FG%: 1st Half 3-11 .273, 2nd Half 2-6 .333, Game 5-17 .294; FT%: 1st Half 4-4 1.000, 2nd Half 6-8 .750, Game 10-12 .833; Deadball Rebounds: 1.

SCORE BY PERIODS	1	2	F
Oklahoma State	33	41	—
Auburn	37	44	—

**OFFICIALS**—Ted Hillary, Donnee Gray, Lonnie Dixon  
**TECHNICAL FOULS**—None  
**ATTENDANCE**—30,318



## NCAA TOURNAMENT BOX SCORES

### #4 Ohio State 72, #1 Auburn 64 March 18, 1999 NCAA South Regional Semifinal Thompson-Boling Arena • Knoxville, Tenn.

Ohio State	FG-A	3FG-A	FT-A	REB	PF	TP	MIN	A	TO	BLKS
Brian Brown, F	2-9	1-4	4-6	6	0	9	33	4	1	1
Jason Singleton, F	3-4	0-0	1-3	2	4	7	21	1	1	0
Ken Johnson, C	2-4	0-0	0-2	2	4	4	25	0	1	1
Scoonie Penn, G	9-16	4-7	4-4	3	4	26	36	4	0	1
Michael Redd, G	9-19	1-3	3-4	10	2	22	36	2	2	0
Neshaun Coleman	0-1	0-1	0-0	3	0	0	4	0	0	0
Boban Savovic	1-3	0-2	0-0	0	1	2	12	0	1	0
Jon Sanderson	0-2	0-0	0-1	2	1	0	6	0	1	0
George Reese	1-4	0-0	0-3	3	0	2	27	0	2	0
Team				6						
<b>Totals</b>	<b>27-62</b>	<b>6-17</b>	<b>12-23</b>	<b>37</b>	<b>16</b>	<b>72</b>	<b>200</b>	<b>11</b>	<b>9</b>	<b>3</b>

FG%: 1st Half 14-35 .400, 2nd Half 13-27 .481, Game 27-62 .435; 3FG%: 1st Half 3-10 .300, 2nd Half 3-7 .429, Game 6-17 .353; FT%: 1st Half 0-0 .000, 2nd Half 12-23 .522, Game 12-23 .522; Deadball Rebounds: 5.

Auburn	FG-A	3FG-A	FT-A	REB	PF	TP	MIN	A	TO	BLKS
Chris Porter, F	6-10	2-3	1-2	11	5	15	32	2	5	0
Bryant Smith, F	4-9	0-3	2-2	2	1	10	33	1	2	0
Mamadou N'diaye, C	1-3	0-0	1-2	11	3	3	34	1	4	3
Scott Pohlman, G	2-8	1-5	2-2	2	2	7	24	3	2	0
Doc Robinson, G	5-13	2-3	2-3	0	3	14	33	6	3	0
Reggie Sharp	0-0	0-0	0-0	0	0	0	3	0	0	0
Jay Heard	0-3	0-2	1-2	1	1	1	9	0	0	0
Daymeon Fishback	4-10	3-6	1-2	9	1	12	23	1	1	0
Mack McGadney	1-3	0-0	0-0	1	1	2	6	0	0	0
Abe Smith	0-0	0-0	0-0	0	0	0	1	0	0	0
Adrian Chilliest	0-0	0-0	0-0	0	0	0	2	0	1	0
Team				4						
<b>Totals</b>	<b>23-59</b>	<b>8-22</b>	<b>10-15</b>	<b>41</b>	<b>17</b>	<b>64</b>	<b>200</b>	<b>14</b>	<b>18</b>	<b>3</b>

FG%: 1st Half 8-29 .276, 2nd Half 15-30 .500, Game 23-59 .390; 3FG%: 1st Half 4-11 .364, 2nd Half 4-11 .364, Game 8-22 .364; FT%: 1st Half 6-11 .545, 2nd Half 4-4 1.000, Game 10-15 .667; Deadball Rebounds: 4.

SCORE BY PERIODS	1	2	F
Ohio State	31	41	—
Auburn	26	38	—

**OFFICIALS**—Tim Higgins, Lonnie Dixon, Dick Cartmell  
**TECHNICAL FOULS**—None.  
**ATTENDANCE**—23,898



### #7 Auburn 72, #10 Creighton 69 March 16, 2000 NCAA Midwest Regional First Round Hubert H. Humphrey Metrodome • Minneapolis, Minn.

Creighton	FG-A	3FG-A	FT-A	REB	PF	TP	MIN	A	TO	BLKS
Matt West, F	1-3	1-2	0-0	1	0	3	22	0	0	0
Donnie Johnson, F	2-6	0-0	0-0	0	4	4	18	2	2	0
Alan Huss, C	1-6	0-1	0-0	5	2	2	21	2	0	0
Ben Walker, G	6-13	1-3	0-0	5	1	13	32	0	1	0
Ryan Sears, G	6-12	4-10	2-5	4	2	18	38	8	0	0
Kyle Korver	4-13	2-10	0-0	2	1	10	28	3	0	1
Livan Pyfrom	1-2	0-0	1-2	1	1	3	9	0	1	0
Justin Haynes	2-4	1-1	0-0	4	3	5	17	0	1	1
Terrell Taylor	4-6	3-5	0-0	1	4	11	14	1	1	1
Dan Kolder	0-0	0-0	0-0	0	0	0	1	0	0	0
Team				6						
<b>Totals</b>	<b>27-65</b>	<b>12-32</b>	<b>3-7</b>	<b>29</b>	<b>18</b>	<b>69</b>	<b>200</b>	<b>16</b>	<b>6</b>	<b>3</b>

FG%: 1st Half 10-29 .345, 2nd Half 17-36 .472, Game 27-65 .415; 3FG%: 1st Half 4-15 .267, 2nd Half 8-17 .471, Game 12-32 .375; FT%: 1st Half 1-2 .500, 2nd Half 2-5 .400, Game 3-7 .429; Deadball Rebounds: 2.

Auburn	FG-A	3FG-A	FT-A	REB	PF	TP	MIN	A	TO	BLKS
Mack McGadney, F	6-11	2-4	1-3	3	1	15	33	2	0	1
Mamadou N'diaye, C	4-5	0-0	7-9	11	1	15	32	2	1	3
Jay Heard, G	2-4	2-3	0-0	1	1	6	14	0	1	1
Daymeon Fishback, G	6-9	4-5	0-0	6	1	16	32	1	3	1
Doc Robinson, G	3-10	1-3	2-2	6	2	9	33	6	1	0
Marquis Daniels	2-4	1-2	0-1	0	0	5	14	0	3	0
Scott Pohlman	2-7	1-4	1-1	2	2	6	26	1	3	0
Reggie Sharp	0-0	0-0	0-0	4	1	0	16	0	1	0
Jimbo Tolbert	0-0	0-0	0-0	0	0	0	0+	0	1	0
Team				5						1
<b>Totals</b>	<b>25-50</b>	<b>11-21</b>	<b>11-16</b>	<b>38</b>	<b>9</b>	<b>72</b>	<b>200</b>	<b>12</b>	<b>15</b>	<b>6</b>

FG%: 1st Half 16-26 .615, 2nd Half 9-24 .375, Game 25-50 .500; 3FG%: 1st Half 6-12 .500, 2nd Half 5-9 .556, Game 11-21 .524; FT%: 1st Half 2-3 .667, 2nd Half 9-13 .692, Game 11-16 .688; Deadball Rebounds: 3.

SCORE BY PERIODS	1	2	F
Creighton	25	44	—
Auburn	40	32	—

**OFFICIALS**—Donnee Gray, Reggie Greenwood, Andy Rios  
**TECHNICAL FOULS**—None.  
**ATTENDANCE**—20,013



## NCAA TOURNAMENT BOX SCORES

**#2 Iowa State 79, #7 Auburn 60**  
**March 18, 2000**

**NCAA Midwest Regional Second Round**

**Hubert H. Humphrey Metrodome • Minneapolis, Minn.**

Auburn	FG-A	3FG-A	FT-A	REB	PF	TP	MIN	A	TO	BLKS
Mack McGadney, F	4-10	0-2	0-0	6	5	8	24	0	1	0
Mamadou N'diaye, C	4-7	0-0	1-3	3	4	9	34	0	1	2
Jay Heard, G	2-6	0-2	0-1	1	2	4	16	1	0	0
Daymeon Fishback, G	3-9	2-8	0-0	6	3	8	31	3	2	0
Doc Robinson, G	5-18	2-8	0-0	3	1	12	33	2	2	0
Marquis Daniels	5-7	1-1	1-1	7	4	12	30	0	1	0
Scott Pohlman	1-5	1-3	0-0	1	2	3	23	3	1	0
Reggie Sharp	0-0	0-0	0-0	0	0	0	6	2	1	0
Jamison Brewer	0-1	0-0	4-5	0	0	4	3	0	1	0
Team				4					1	
<b>Totals</b>	<b>24-63</b>	<b>6-24</b>	<b>6-10</b>	<b>31</b>	<b>21</b>	<b>60</b>	<b>200</b>	<b>11</b>	<b>11</b>	<b>2</b>

FG%: 1st Half 14-27 .519, 2nd Half 10-36 .278, Game 24-63 .381; 3FG%: 1st Half 3-9 .333, 2nd Half 3-15 .200, Game 6-24 .250; FT%: 1st Half 2-4 .500, 2nd Half 4-6 .667, Game 6-10 .600; Deadball Rebounds: 0.

Iowa State	FG-A	3FG-A	FT-A	REB	PF	TP	MIN	A	TO	BLKS
Stevie Johnson, F	6-8	1-1	8-11	8	4	21	34	1	0	1
Marcus Fizer, F	7-17	0-3	8-9	12	3	22	38	1	2	0
Kantrail Horton, G	1-3	0-2	0-0	2	1	2	37	4	1	0
Jamaal Tinsley, G	3-10	2-4	4-6	4	3	12	38	7	4	2
Michael Nurse, G	4-5	1-2	5-5	5	3	14	37	2	2	0
Martin Rancik	1-1	0-0	0-0	2	1	2	4	0	0	0
Brandon Hawkins	1-2	0-1	0-0	2	0	2	8	1	1	0
Richard Evans	2-2	0-0	0-0	2	0	4	4	0	0	0
Team				1					1	
<b>Totals</b>	<b>25-48</b>	<b>4-13</b>	<b>25-31</b>	<b>38</b>	<b>15</b>	<b>79</b>	<b>200</b>	<b>16</b>	<b>11</b>	<b>3</b>

FG%: 1st Half 11-24 .458, 2nd Half 14-24 .583, Game 25-48 .521; 3FG%: 1st Half 1-5 .200, 2nd Half 3-8 .375, Game 4-13 .308; FT%: 1st Half 9-10 .900, 2nd Half 16-21 .762, Game 25-31 .806; Deadball Rebounds: 3.

SCORE BY PERIODS	1	2	F
Auburn	33	27	—
Iowa State	32	47	—

**OFFICIALS**—Mike Sanzere, Bob Donato, Donnee Gray

**TECHNICAL FOULS**—None.

**ATTENDANCE**—26,328



**#10 Auburn 65, #7 Saint Joseph's 63 (OT)**  
**March 21, 2003**

**NCAA East Regional First Round**

**St. Pete Times Forum • Tampa, Fla.**

Auburn	FG-A	3FG-A	FT-A	REB	PF	TP	MIN	A	TO	BLKS
Marquis Daniels, F	10-19	3-4	2-4	8	1	25	42	4	1	0
Marco Killingsworth, F	7-15	0-2	1-1	7	1	15	36	1	4	0
Kyle Davis, C	3-5	0-0	1-2	9	3	7	33	1	4	4
Derrick Bird, G	3-8	2-6	3-4	1	4	11	37	0	4	1
Lewis Monroe, G	0-4	0-2	0-0	4	2	0	41	4	1	0
Brandon Robinson	0-1	0-0	1-2	4	3	1	0	1	0	0
Nathan Watson	2-5	2-4	0-0	2	1	6	13	0	0	0
Donny Calton	0-0	0-0	0-0	0	1	0	0+	0	0	0
Chris Lollar	0-0	0-0	0-0	0	0	0	2	1	0	0
Team				3						
<b>Totals</b>	<b>25-57</b>	<b>7-18</b>	<b>8-13</b>	<b>38</b>	<b>16</b>	<b>65</b>	<b>225</b>	<b>11</b>	<b>15</b>	<b>5</b>

FG%: 1st Half 13-30 .433, 2nd Half 9-21 .429, OT 3-6 .500, Game 25-57 .439; 3FG%: 1st Half 4-11 .364, 2nd Half 3-7 .429, OT 0-0 .000, Game 7-18 .389; FT%: 1st Half 2-4 .500, 2nd Half 4-6 .667, OT 2-3 .667, Game 8-13 .615; Deadball Rebounds: 2.

Saint Joseph's	FG-A	3FG-A	FT-A	REB	PF	TP	MIN	A	TO	BLKS
Pat Carroll, F	0-5	0-5	0-0	1	1	0	22	1	1	0
Dave Mallon, F	1-3	1-2	0-0	1	0	3	9	1	0	0
Alexandre Sazanov, C	2-4	0-0	3-4	4	3	7	13	0	3	0
Tyrone Barley, G	0-4	0-2	0-0	3	4	0	34	6	2	0
Jameer Nelson, G	11-22	3-7	7-8	9	2	32	45	1	0	0
Chris Cologer	0-0	0-0	0-0	3	0	0	9	0	0	0
Dwayne Lee	0-0	0-0	0-0	0	0	0	0+	0	0	0
Chet Stachitas	0-1	0-1	0-0	0	0	0	2	0	0	0
Delonte West	3-13	2-7	2-2	3	3	10	33	2	2	0
Dwayne Jones	4-5	0-0	1-2	6	1	9	32	0	0	4
John Bryant	1-2	0-0	0-0	2	5	2	26	0	3	0
Team				4					1	
<b>Totals</b>	<b>22-59</b>	<b>6-24</b>	<b>13-16</b>	<b>36</b>	<b>19</b>	<b>63</b>	<b>225</b>	<b>11</b>	<b>12</b>	<b>4</b>

FG%: 1st Half 7-24 .292, 2nd Half 13-30 .433, OT 2-5 .400, Game 22-59 .373; 3FG%: 1st Half 2-10 .200, 2nd Half 2-10 .200, OT 2-4 .500, Game 6-24 .250; FT%: 1st Half 3-4 .750, 2nd Half 10-12 .833, OT 0-0 .000, Game 13-16 .813; Deadball Rebounds: 1.

SCORE BY PERIODS	1	2	OT	F
Auburn	32	25	8	—
Saint Joseph's	19	38	6	—

**OFFICIALS**—Steve Welmer, Curtis Shaw, Rick Hartzell

**TECHNICAL FOULS**—None.

**ATTENDANCE**—17,024



## NCAA TOURNAMENT BOX SCORES

**#10 Auburn 68, #2 Wake Forest 62**  
**March 23, 2003**  
**NCAA East Regional Second Round**  
**St. Pete Times Forum • Tampa, Fla.**

Auburn	FG-A	3FG-A	FT-A	REB	PF	TP	MIN	A	TO	BLKS
Marquis Daniels, F	7-15	0-4	4-7	4	4	18	26	1	4	0
Marco Killingsworth, F	4-10	0-1	3-4	8	2	11	32	3	4	0
Kyle Davis, C	1-3	0-0	0-0	4	2	2	26	1	2	4
Derrick Bird, G	3-10	1-6	2-2	2	3	9	33	1	0	0
Lewis Monroe, G	2-6	2-5	6-6	1	2	12	37	3	3	0
Brandon Robinson	5-9	0-1	1-1	3	4	11	22	0	1	2
Nathan Watson	2-3	1-2	0-0	6	1	5	21	2	0	0
Chris Lollar	0-0	0-0	0-0	0	0	0	3	0	0	0
Team				5						
<b>Totals</b>	<b>24-56</b>	<b>4-19</b>	<b>16-20</b>	<b>33</b>	<b>18</b>	<b>68</b>	<b>200</b>	<b>11</b>	<b>14</b>	<b>6</b>

FG%: 1st Half 14-31 .452, 2nd Half 10-25 .400, Game 24-56 .429; 3FG%: 1st Half 3-10 .300, 2nd Half 1-9 .111, Game 4-19 .211; FT%: 1st Half 3-4 .750, 2nd Half 13-16 .813, Game 16-20 .800; Deadball Rebounds: 1.

Wake Forest	FG-A	3FG-A	FT-A	REB	PF	TP	MIN	A	TO	BLKS
Jamaal Levy, F	1-4	0-1	1-2	7	5	3	34	1	2	3
Vytas Danelius, F	1-6	0-4	2-3	7	3	4	36	1	2	1
Eric Williams, C	1-4	0-0	2-2	0	4	4	10	0	1	0
Taron Downey, G	3-6	3-5	0-0	4	2	9	36	1	4	0
Josh Howard, G	4-10	0-3	6-6	8	4	14	34	1	7	3
Chris Ellis	0-0	0-0	0-0	0	1	0	8	0	0	0
Justin Gray	8-15	5-9	5-6	4	2	26	30	1	0	0
Richard Joyce	0-0	0-0	0-0	0	0	0	0+	0	0	0
Steve Lepore	0-1	0-1	0-0	0	1	0	1	0	0	0
Trent Strickland	0-3	0-0	2-2	1	1	2	11	0	1	0
Team				4						1
<b>Totals</b>	<b>18-49</b>	<b>8-23</b>	<b>18-21</b>	<b>35</b>	<b>23</b>	<b>62</b>	<b>200</b>	<b>5</b>	<b>18</b>	<b>7</b>

FG%: 1st Half 11-23 .478, 2nd Half 7-26 .269, Game 18-49 .367; 3FG%: 1st Half 5-11 .455, 2nd Half 3-12 .250, Game 8-23 .348; FT%: 1st Half 11-12 .917, 2nd Half 7-9 .778, Game 18-21 .857; Deadball Rebounds: 1.

SCORE BY PERIODS	1	2	F
Auburn	34	34	—
Wake Forest	38	24	—

**OFFICIALS**—Tony Greene, Steve Welmer, Ted Hillary  
**TECHNICAL FOULS**—None.  
**ATTENDANCE**—21,304 (c)



**#3 Syracuse 79, #10 Auburn 78**  
**March 28, 2003**  
**NCAA East Regional Sweet 16**  
**Pepsi Arena • Albany, N.Y.**

Auburn	FG-A	3FG-A	FT-A	REB	PF	TP	MIN	A	TO	BLKS
Marquis Daniels, F	12-21	0-1	3-4	9	3	27	38	4	4	0
Marco Killingsworth, F	0-3	0-0	2-2	5	3	2	18	0	3	0
Kyle Davis, C	1-6	0-0	0-0	6	4	2	20	0	2	4
Derrick Bird, G	3-10	3-9	2-2	4	2	11	38	5	1	0
Lewis Monroe, G	4-7	3-5	1-2	2	4	12	35	1	0	0
Troy Gaines	0-0	0-0	0-0	0	0	0	0+	1	0	0
Brandon Robinson	2-8	0-0	4-4	9	0	8	20	2	4	0
Nathan Watson	5-8	4-7	2-2	1	3	16	29	2	1	0
Rodney Tucker	0-0	0-0	0-0	0	0	0	2	0	1	1
Team				4						
<b>Totals</b>	<b>27-63</b>	<b>10-22</b>	<b>14-17</b>	<b>40</b>	<b>19</b>	<b>78</b>	<b>200</b>	<b>15</b>	<b>17</b>	<b>5</b>

FG%: 1st Half 9-30 .300, 2nd Half 18-33 .545, Game 27-63 .429; 3FG%: 1st Half 3-7 .429, 2nd Half 7-15 .467, Game 10-22 .455; FT%: 1st Half 6-7 .857, 2nd Half 8-10 .800, Game 14-17 .824; Deadball Rebounds: 2.

Syracuse	FG-A	3FG-A	FT-A	REB	PF	TP	MIN	A	TO	BLKS
Hakim Warrick, F	6-12	0-0	3-4	4	5	15	25	1	2	0
Carmelo Anthony, F	7-17	2-4	2-3	8	2	18	34	3	2	1
Craig Forth, C	0-1	0-0	0-0	1	2	0	12	1	0	2
Kueth Duany, G	3-9	2-6	4-4	5	0	12	26	0	1	0
Gerry McNamara, G	2-6	1-4	4-5	2	2	9	37	3	0	0
Billy Edelin	1-2	0-0	3-4	6	2	5	17	4	3	0
Jeremy McNeil	3-6	0-0	0-0	7	3	6	27	0	2	4
Josh Pace	7-13	0-0	0-1	2	1	14	12	2	0	0
Team				1						
<b>Totals</b>	<b>29-66</b>	<b>5-14</b>	<b>16-21</b>	<b>36</b>	<b>17</b>	<b>79</b>	<b>200</b>	<b>14</b>	<b>10</b>	<b>7</b>

FG%: 1st Half 14-34 .412, 2nd Half 15-32 .469, Game 29-66 .439; 3FG%: 1st Half 3-9 .333, 2nd Half 2-5 .400, Game 5-14 .357; FT%: 1st Half 6-6 1.000, 2nd Half 10-15 .667, Game 16-21 .762; Deadball Rebounds: 3.

SCORE BY PERIODS	1	2	F
Auburn	27	51	—
Syracuse	37	42	—

**OFFICIALS**—John Clougherty, John Higgins, Rick Hartzell  
**TECHNICAL FOULS**—None.  
**ATTENDANCE**—15,093 (c)



## NCAA TOURNAMENT BOX SCORES

**#4 Auburn 62, #13 College of Charleston 58**  
**March 16, 2018**  
**NCAA Midwest Regional First Round**  
**Viejas Arena • San Diego, Calif.**

Charleston	FG-A	3FG-A	FT-A	REB	PF	TP	MIN	A	TO	BLKS
Jarrell Brantley, F	9-16	2-5	4-7	7	3	24	38	2	4	0 0
Grant Riller, G	6-15	2-8	2-4	6	3	16	40	1	7	0 1
Cameron Johnson, G	2-4	0-2	0-0	3	4	4	24	1	2	0 2
Nick Harris, F	1-3	0-0	1-2	7	4	3	24	1	1	0 0
Joe Chealey, G	1-3	0-1	0-1	3	5	2	20	2	3	0 1
Marquise Pointer	4-8	1-4	0-1	3	5	9	34	3	3	0 2
Jaylen McManus	0-2	0-2	0-0	4	2	0	17	0	1	0 0
Evan Bailey	0-0	0-0	0-0	1	0	0	3	0	0	0 0
Team				4						
<b>Totals</b>	<b>23-51</b>	<b>5-22</b>	<b>7-14</b>	<b>40</b>	<b>23</b>	<b>58</b>	<b>200</b>	<b>10</b>	<b>21</b>	<b>0 6</b>

FG%: 1st Half 11-27 .407, 2nd Half 12-24 .500, Game 23-51 .451; 3FG%: 1st Half 2-10 .200, 2nd Half 3-12 .250, Game 5-22 .227; FT%: 1st Half 1-2 .500, 2nd Half 6-12 .500, Game 7-14 .500; Deadball Rebounds: 5.

Auburn	FG-A	3FG-A	FT-A	REB	PF	TP	MIN	A	TO	BLKS
Mustapha Heron, G	6-15	0-5	5-6	5	1	16	36	2	3	0 2
Desean Murray, F	4-9	1-3	2-4	7	5	11	28	0	2	0 2
Bryce Brown, G	3-11	3-10	1-4	3	0	10	34	1	0	0 1
Horace Spencer, F	2-8	0-0	3-6	4	0	7	24	2	4	2 1
Jared Harper, G	1-7	1-4	3-6	2	4	6	18	2	2	0 2
Malik Dunbar	2-2	0-0	2-4	3	1	6	13	0	0	0 1
Davion Mitchell	2-3	0-1	0-2	0	3	4	20	2	0	0 1
Chuma Okeke	1-4	0-1	0-0	9	4	2	27	1	0	2 0
Team				3						1
<b>Totals</b>	<b>21-59</b>	<b>5-24</b>	<b>15-32</b>	<b>36</b>	<b>18</b>	<b>62</b>	<b>200</b>	<b>10</b>	<b>12</b>	<b>4 10</b>

FG%: 1st Half 9-32 .281, 2nd Half 12-27 .444, Game 21-59 .356; 3FG%: 1st Half 0-13 .000, 2nd Half 5-11 .454, Game 5-24 .208; FT%: 1st Half 7-13 .539, 2nd Half 8-19 .421, Game 15-32 .469; Deadball Rebounds: 9.

SCORE BY PERIODS	1	2	F
College of Charleston	25	33	—
Auburn	25	37	—

**OFFICIALS**—Doug Shows, Dwayne Gladden, Kelly Self  
**TECHNICAL FOULS**—None.  
**ATTENDANCE**—10,092



**#5 Clemson 84, #4 Auburn 53**  
**March 18, 2018**  
**NCAA Midwest Regional Second Round**  
**Viejas Arena • San Diego, Calif.**

Clemson	FG-A	3FG-A	FT-A	REB	PF	TP	MIN	A	TO	BLKS
Elijah Thomas, F	7-10	0-0	4-7	11	2	18	27	2	0	3 1
Aamir Simms, F	1-2	1-1	0-0	2	0	3	23	1	0	3 1
Marquise Reed, G	6-17	0-4	4-5	7	2	16	34	3	1	0 1
Shelton Mitchell, G	2-6	1-3	5-7	6	1	10	31	6	2	0 1
Gabe Devoe, G	8-13	6-9	0-0	5	2	22	24	5	2	0 0
Clyde Trapp	0-1	0-1	0-0	0	0	0	8	0	0	0 0
Lyles Davis	0-0	0-0	0-0	1	0	0	0	2	1	0 0
Mark Donnal	0-3	0-2	0-0	1	3	0	13	2	1	0 0
Isaac Fields	0-0	0-0	0-0	0	0	0	2	0	0	0 0
Malik William	1-1	0-0	1-2	1	0	3	2	0	0	0 0
Anthony Oliver II	2-5	2-5	0-0	6	0	6	9	0	0	0 0
Scott Spencer	0-1	0-1	0-0	2	2	0	10	0	0	0 0
David Skara	2-2	0-0	2-2	4	4	6	15	0	0	0 0
Team				4						
<b>Totals</b>	<b>29-61</b>	<b>10-26</b>	<b>16-23</b>	<b>50</b>	<b>16</b>	<b>84</b>	<b>200</b>	<b>19</b>	<b>7</b>	<b>6 4</b>

FG%: 1st Half 16-30 .533, 2nd Half 13-31 .419, Game 29-61 .475; 3FG%: 1st Half 4-11 .364, 2nd Half 6-15 .400, Game 10-26 .385; FT%: 1st Half 7-10 .700, 2nd Half 9-13 .692, Game 16-23 .696; Deadball Rebounds: 5.

Auburn	FG-A	3FG-A	FT-A	REB	PF	TP	MIN	A	TO	BLKS
Horace Spencer, F	3-6	0-0	4-4	9	4	10	26	2	0	1 1
Desean Murray, F	0-6	0-3	0-0	3	2	0	27	2	1	0 0
Jared Harper, G	2-12	1-6	0-0	3	2	5	31	1	1	0 0
Bryce Brown, G	4-13	3-9	1-1	0	1	12	30	0	1	0 0
Mustapha Heron, G	3-10	1-2	5-6	1	5	12	25	1	2	0 1
Chuma Okeke	2-9	1-6	2-4	8	3	7	25	3	1	2 0
Davion Mitchell	1-5	0-2	0-0	1	2	2	17	0	0	0 1
Malik Dunbar	2-5	1-4	0-0	2	0	5	13	0	0	0 1
Patrick Keim	0-0	0-0	0-0	0	0	0	2	0	0	0 0
Will Macey	0-0	0-0	0-0	0	0	0	2	0	0	0 0
Cole Blackstock	0-0	0-0	0-0	0	0	0	2	0	0	0 0
Team				5						1
<b>Totals</b>	<b>21-59</b>	<b>5-24</b>	<b>15-32</b>	<b>36</b>	<b>18</b>	<b>62</b>	<b>200</b>	<b>10</b>	<b>12</b>	<b>4 10</b>

FG%: 1st Half 6-33 .182, 2nd Half 11-33 .333, Game 17-66 .258; 3FG%: 1st Half 3-15 .200, 2nd Half 4-17 .235, Game 7-32 .219; FT%: 1st Half 4-6 .667, 2nd Half 8-9 .889, Game 12-15 .800; Deadball Rebounds: 4.

SCORE BY PERIODS	1	2	F
Clemson	43	41	—
Auburn	19	34	—

**OFFICIALS**—John Higgins, Earl Walton, James Breeding  
**TECHNICAL FOULS**—None.  
**ATTENDANCE**—11,628



## NCAA TOURNAMENT BOX SCORES

### #5 Auburn 78, #12 New Mexico State 77 March 21, 2019 NCAA Midwest Regional First Round Vivint Arena • Salt Lake City, Utah

NMSU	FG-A	3FG-A	FT-A	REB	PF	TP	MIN	A	TO	BLKS
C.J. Bobbitt, F	1-3	0-2	0-0	2	0	2	10	1	0	0
Eli Chuha, F	3-4	0-1	0-0	5	3	6	16	0	0	0
Terrell Brown, G	2-6	0-4	8-11	5	1	12	32	2	5	0
Clayton Henry, G	0-0	0-0	0-0	0	2	0	8	0	1	1
AJ Harris, G	2-6	0-3	2-4	2	2	6	28	2	4	0
Shunn Buchanan	1-1	0-0	0-0	0	2	2	12	2	0	0
JoJo Zamora	2-5	2-5	0-0	0	1	6	10	1	1	0
Ivan Aurrecochea	4-6	0-0	5-5	9	2	13	23	0	2	0
Trevelin Queen	4-13	4-8	2-2	5	2	14	30	6	0	2
Johnny McCants	6-7	1-2	3-5	7	4	16	31	0	2	1
Team				4					1	
<b>Totals</b>	<b>25-51</b>	<b>7-25</b>	<b>20-27</b>	<b>39</b>	<b>19</b>	<b>77</b>	<b>200</b>	<b>14</b>	<b>16</b>	<b>2</b>

FG%: 1st Half 11-27 .407, 2nd Half 14-24 .583, Game 25-51 .490; 3FG%: 1st Half 2-13 .154, 2nd Half 5-12 .417, Game 7-25 .280; FT%: 1st Half 5-7 .714, 2nd Half 15-20 .750, Game 20-27 .741; Deadball Rebounds: 4.

Auburn	FG-A	3FG-A	FT-A	REB	PF	TP	MIN	A	TO	BLKS
Chuma Okeke, F	3-9	2-5	5-5	5	2	13	31	1	1	1
Anfernee McLemore, F	1-1	1-1	0-0	2	3	3	13	1	0	0
Jared Harper, G	6-11	4-8	1-3	1	5	17	31	4	3	0
Bryce Brown, G	4-12	2-8	2-3	3	2	12	30	5	2	0
Malik Dunbar, G	1-5	1-4	2-2	1	1	5	20	0	1	0
Horace Spencer	0-1	0-0	0-1	2	5	0	17	0	2	1
Danjel Purifoy	2-4	0-2	0-0	0	2	4	10	0	0	0
Samir Doughty	1-3	1-2	1-4	1	1	4	20	1	0	0
J'Von McCormick	6-8	1-1	3-3	2	1	16	17	1	1	0
Austin Wiley	2-3	0-0	0-0	2	2	4	11	0	0	0
Team				5					0	
<b>Totals</b>	<b>26-57</b>	<b>12-31</b>	<b>14-21</b>	<b>24</b>	<b>24</b>	<b>78</b>	<b>200</b>	<b>13</b>	<b>10</b>	<b>2</b>

FG%: 1st Half 11-28 .393, 2nd Half 15-29 .517, Game 26-57 .456; 3FG%: 1st Half 3-12 .250, 2nd Half 9-19 .474, Game 12-31 .387; FT%: 1st Half 7-11 .636, 2nd Half 7-14 .500, Game 14-21 .667; Deadball Rebounds: 4.

SCORE BY PERIODS	1	2	F
New Mexico State	29	48	77
Auburn	32	46	78

**OFFICIALS**—Mike Nance, Brent Hampton, Randy McCall  
**TECHNICAL FOULS**—New Mexico State—Eli Chuha.  
**ATTENDANCE**—16,576



### #5 Auburn 89, #4 Kansas 75 March 23, 2019

### NCAA Midwest Regional Second Round Vivint Arena • Salt Lake City, Utah

Auburn	FG-A	3FG-A	FT-A	REB	PF	TP	MIN	A	TO	BLKS
Chuma Okeke, F	4-10	2-5	2-2	5	1	12	34	4	2	1
Anfernee McLemore, F	4-7	2-4	1-2	5	1	11	19	0	0	0
Jared Harper, G	6-13	2-7	4-4	0	2	18	35	6	2	0
Bryce Brown, G	9-13	7-11	0-0	3	1	25	31	2	0	0
Malik Dunbar, G	3-4	0-1	0-1	0	1	6	17	2	0	0
Horace Spencer	0-1	0-0	1-2	2	4	1	7	0	1	0
Danjel Purifoy	0-1	0-0	0-0	2	4	0	6	0	0	0
Samir Doughty	1-2	0-1	2-2	5	2	4	22	1	1	0
J'Von McCormick	2-6	0-1	2-2	2	2	6	14	2	0	0
Myles Parker	0-0	0-0	0-0	0	1	0	1	0	0	0
Cole Blackstock	0-0	0-0	0-0	0	0	0	1	0	0	0
Austin Wiley	3-4	0-0	0-0	1	2	6	13	0	1	2
Team				2					0	
<b>Totals</b>	<b>32-61</b>	<b>13-30</b>	<b>12-15</b>	<b>27</b>	<b>21</b>	<b>89</b>	<b>200</b>	<b>17</b>	<b>7</b>	<b>3</b>

FG%: 1st Half 20-36 .556, 2nd Half 12-25 .480, Game 32-61 .525; 3FG%: 1st Half 9-17 .529, 2nd Half 4-13 .308, Game 13-30 .433; FT%: 1st Half 2-11 .182, 2nd Half 10-13 .769, Game 12-15 .800; Deadball Rebounds: 1.

Kansas	FG-A	3FG-A	FT-A	REB	PF	TP	MIN	A	TO	BLKS
Dedric Lawson, F	8-17	2-3	7-7	10	3	25	37	3	3	1
David McCormack, F	5-6	0-0	1-1	6	1	11	21	2	2	0
Quentin Grimes, G	5-11	2-6	3-4	2	3	15	34	2	4	0
Devon Dotson, G	5-9	2-5	1-2	4	5	13	34	3	2	0
Ochai Agbaji, G	1-5	0-2	0-0	1	0	2	24	0	0	0
Marcus Garrett	3-6	0-0	1-1	3	4	7	20	0	3	0
Charlie Moore	0-3	0-1	0-0	3	1	0	7	3	1	0
K.J. Lawson	0-2	0-2	2-2	4	0	2	14	0	1	0
Mitch Lightfoot	0-0	0-0	0-1	2	0	0	9	0	0	0
Team				3					0	
<b>Totals</b>	<b>27-59</b>	<b>6-19</b>	<b>15-18</b>	<b>38</b>	<b>17</b>	<b>75</b>	<b>200</b>	<b>13</b>	<b>16</b>	<b>1</b>

FG%: 1st Half 8-27 .296, 2nd Half 19-32 .594, Game 27-59 .458; 3FG%: 1st Half 1-10 .100, 2nd Half 5-9 .556, Game 6-19 .316; FT%: 1st Half 8-10 .800, 2nd Half 7-8 .875, Game 15-18 .833; Deadball Rebounds: 1.

SCORE BY PERIODS	1	2	F
Auburn	51	38	89
Kansas	25	50	75

**OFFICIALS**—Kipp Kissinger, DJ Carstensen, Lamar Simpson  
**TECHNICAL FOULS**—None.  
**ATTENDANCE**—17,792





## NCAA TOURNAMENT BOX SCORES

**#5 Auburn 97, #1 North Carolina 80**  
**March 29, 2019**  
**NCAA Midwest Regional Sweet 16**  
**Sprint Center • Kansas City, Mo.**

Auburn	FG-A	3FG-A	FT-A	REB	PF	TP	MIN	A	TO	BLKS
Chuma Okeke, F	8-11	3-5	1-3	11	0	20	25	2	2	1 2
Anfernee McLemore, F	1-3	1-3	0-0	4	2	3	19	0	0	1 0
Jared Harper, G	3-8	1-5	2-2	1	4	9	25	11	2	0 0
Bryce Brown, G	3-7	2-6	4-5	4	0	12	32	2	1	0 2
Malik Dunbar, G	5-10	3-7	0-0	4	1	13	23	1	1	3 0
Horace Spencer	2-3	0-0	0-2	2	3	4	14	0	0	0 1
Danjel Purifoy	4-6	4-6	0-0	2	1	12	12	1	0	0 0
Samir Doughty	4-6	2-3	0-0	1	1	10	10	2	2	0 1
J'Von McCormick	5-11	0-1	0-1	2	2	10	10	2	1	0 2
Myles Parker	1-1	1-1	0-0	0	0	3	3	0	0	0 0
Will Macoy	0-0	0-0	0-0	0	0	0	0	0	0	0 0
Cole Blackstock	0-0	0-0	0-0	0	2	0	0	0	0	0 0
Austin Wiley	0-0	0-0	1-4	5	1	1	1	0	0	1 0
Team				0						2
<b>Totals</b>	<b>36-66</b>	<b>17-37</b>	<b>8-17</b>	<b>36</b>	<b>17</b>	<b>97</b>	<b>200</b>	<b>21</b>	<b>11</b>	<b>6 8</b>

FG%: 1st Half 18-38 .474, 2nd Half 18-28 .643, Game 36-66 .545; 3FG%: 1st Half 5-19 .263, 2nd Half 12-18 .667, Game 17-37 .459; FT%: 1st Half 0-3 .000, 2nd Half 8-14 .571, Game 8-17 .471; Deadball Rebounds: 3.1.

North Carolina	FG-A	3FG-A	FT-A	REB	PF	TP	MIN	A	TO	BLKS
Garrison Brooks, F	2-2	0-0	2-2	4	3	6	28	1	0	1 0
Luke Maye, F	6-14	1-4	0-1	7	2	13	28	3	3	0 1
Coby White, G	4-15	0-7	7-8	3	2	15	31	4	2	0 2
Cameron Johnson, G	4-11	2-7	5-5	5	2	15	29	0	1	1 3
Kenny Williams, G	4-6	2-3	0-0	5	1	10	34	3	4	0 1
Seventh Woods	1-1	0-0	0-0	2	1	2	8	1	2	0 0
Leaky Black	0-1	0-1	0-0	3	2	0	8	1	0	0 0
Andrew Platek	0-0	0-0	1-2	1	1	1	3	0	0	0 0
Brandon Robinson	3-6	2-4	1-2	4	1	9	16	3	0	0 0
Nassir Little	2-7	0-2	0-1	3	1	4	13	0	2	0 0
Sterling Manley	2-2	0-0	1-1	0	0	5	1	0	0	0 0
K.J. Smith	0-0	0-0	0-0	1	0	0	1	0	0	0 0
Team				2						0
<b>Totals</b>	<b>28-65</b>	<b>7-28</b>	<b>17-22</b>	<b>40</b>	<b>16</b>	<b>80</b>	<b>200</b>	<b>16</b>	<b>14</b>	<b>2 7</b>

FG%: 1st Half 14-32 .438, 2nd Half 14-33 .414, Game 28-65 .431; 3FG%: 1st Half 5-15 .333, 2nd Half 2-13 .154, Game 7-28 .250; FT%: 1st Half 6-10 .600, 2nd Half 11-12 .917, Game 17-22 .773; Deadball Rebounds: 1.

SCORE BY PERIODS	1	2	F
Auburn	41	56	—
North Carolina	39	41	—

**OFFICIALS**—Gerry Pollard, Mike Reed, Michael Stephens  
**TECHNICAL FOULS**—None.  
**ATTENDANCE**—17,385



**#5 Auburn 77, #2 Kentucky 71 (OT)**  
**March 31, 2019**  
**NCAA Midwest Regional Elite Eight**  
**Sprint Center • Kansas City, Mo.**

Auburn	FG-A	3FG-A	FT-A	REB	PF	TP	MIN	A	TO	BLKS
Horace Spencer, F	0-3	0-2	0-0	3	5	0	13	0	1	1 1
Anfernee McLemore, F	4-10	0-2	0-1	5	4	8	30	0	0	2 2
Jared Harper, G	7-18	1-6	11-11	4	0	26	39	5	4	2 3
Bryce Brown, G	8-12	4-7	4-5	2	1	24	39	0	2	0 3
Malik Dunbar, G	0-0	0-0	1-2	2	4	1	13	0	0	1 0
Danjel Purifoy	2-8	2-6	0-0	7	3	6	32	2	0	0 1
Samir Doughty	1-4	0-0	1-3	7	0	3	33	1	0	0 0
J'Von McCormick	1-4	0-0	0-0	1	1	2	12	0	0	1 0
Austin Wiley	3-6	0-0	1-2	2	3	7	14	0	2	0 0
Team				4						
<b>Totals</b>	<b>26-65</b>	<b>7-23</b>	<b>18-24</b>	<b>37</b>	<b>21</b>	<b>77</b>	<b>225</b>	<b>8</b>	<b>9</b>	<b>7 10</b>

FG%: 1st Half 11-30 .367, 2nd Half 10-28 .357, OT 5-7 .714; Game 26-65 .400; 3FG%: 1st Half 3-11 .273, 2nd Half 4-11 .364, OT 0-1 .000; Game 7-23 .304; FT%: 1st Half 5-8 .625, 2nd Half 6-7 .857, OT 7-9 .778; Game 18-24 .750; Deadball Rebounds: 2.3.

Kentucky	FG-A	3FG-A	FT-A	REB	PF	TP	MIN	A	TO	BLKS
Reid Travis, F	4-5	0-0	1-3	6	3	9	44	1	0	0 0
EJ Montgomery, F	0-0	0-0	0-0	1	0	0	8	0	0	1 0
Ashton Hagans, G	4-8	1-4	1-1	5	2	10	38	3	7	0 1
Keldon Johnson, G	5-13	0-2	4-6	10	3	14	38	3	0	1 1
Tyler Herro, G	3-11	1-5	0-0	3	3	7	36	6	2	1 1
Nick Richards	0-0	0-0	0-0	0	1	0	1	0	0	0 0
Immanuel Quickley	1-6	1-6	0-0	0	2	3	19	1	0	0 0
Jemarl Baker	0-0	0-0	0-0	0	2	0	4	0	0	0 0
PJ Washington	10-18	2-4	6-11	13	3	28	37	0	5	2 2
Team				3						
<b>Totals</b>	<b>27-61</b>	<b>5-21</b>	<b>12-21</b>	<b>41</b>	<b>19</b>	<b>71</b>	<b>225</b>	<b>14</b>	<b>14</b>	<b>5 5</b>

FG%: 1st Half 11-24 .458, 2nd Half 12-29 .414, OT 4-8 .500; Game 27-61 .443; 3FG%: 1st Half 4-13 .308, 2nd Half 0-5 .000, OT 1-3 .333; Game 5-21 .238; FT%: 1st Half 9-13 .692, 2nd Half 1-4 .250, OT 2-4 .500; Game 12-21 .571; Deadball Rebounds: 4.1.

SCORE BY PERIODS	1	2	OT	F
Auburn	30	30	17	—
Kentucky	35	35	11	—

**OFFICIALS**—Brian Dorsey, Mike Roberts, Terry Wymer  
**TECHNICAL FOULS**—None.  
**ATTENDANCE**—17,174



## NCAA TOURNAMENT BOX SCORES

**#1 Virginia 63, #5 Auburn 62**  
**April 6, 2019**  
**NCAA Final Four**  
**U.S. Bank Stadium • Minneapolis, Minn.**

Auburn	FG-A	3FG-A	FT-A	REB	PF	TP	MIN	A	TO	BLKS
Danjel Purifoy, F	2-7	0-4	3-4	5	1	7	29	0	0	0
Anfernee McLemore, F	3-4	1-2	2-2	12	3	9	29	0	0	1
Jared Harper, G	4-10	2-6	1-2	1	1	11	33	3	3	0
Bryce Brown, G	4-12	4-10	0-0	3	1	12	33	3	0	0
Malik Dunbar, G	0-4	0-3	0-0	2	2	0	10	0	0	0
Horace Spencer	1-1	0-0	0-0	1	1	2	11	2	0	0
Samir Doughty	4-10	2-5	3-4	5	2	13	28	0	0	0
J'Von McCormick	2-5	0-1	2-2	0	1	6	16	1	1	0
Austin Wiley	1-2	0-0	0-0	1	0	2	11	0	0	2
Team				3						1
<b>Totals</b>	<b>21-55</b>	<b>9-31</b>	<b>11-14</b>	<b>33</b>	<b>12</b>	<b>62</b>	<b>200</b>	<b>9</b>	<b>5</b>	<b>3</b>

FG%: 1st Half 14-27 .519, 2nd Half 10-36 .278, Game 24-63 .381; 3FG%: 1st Half 3-9 .333, 2nd Half 3-15 .200, Game 6-24 .250; FT%: 1st Half 2-4 .500, 2nd Half 4-6 .667, Game 6-10 .600; Deadball Rebounds: 0.

Virginia	FG-A	3FG-A	FT-A	REB	PF	TP	MIN	A	TO	BLKS
Mamadi Diakite, F	1-4	0-2	0-2	6	1	2	36	0	1	5
Kihei Clark, G	3-7	1-1	2-2	2	2	9	46	3	0	0
Kyle Guy, G	5-11	2-6	3-3	3	1	15	39	4	1	0
Ty Jerome, G	8-16	4-9	1-3	9	4	21	33	6	2	1
De'Andre Hunter, F	7-11	0-1	0-2	5	1	14	37	2	2	2
Braxton Key	1-1	0-0	0-0	2	1	2	10	0	0	1
Jack Salt	0-1	0-0	0-0	2	2	0	9	0	0	0
Team				2						2
<b>Totals</b>	<b>25-51</b>	<b>7-19</b>	<b>6-12</b>	<b>31</b>	<b>12</b>	<b>63</b>	<b>200</b>	<b>15</b>	<b>8</b>	<b>9</b>

FG%: 1st Half 12-28 .429, 2nd Half 13-23 .565, Game 25-51 .490; 3FG%: 1st Half 3-9 .333, 2nd Half 4-10 .400, Game 7-19 .368; FT%: 1st Half 1-3 .333, 2nd Half 5-9 .556, Game 6-12 .500; Deadball Rebounds: 3.

SCORE BY PERIODS	1	2	F
Auburn	31	31	62
Virginia	28	35	63

**OFFICIALS**—Doug Simons, Keith Kimble, James Breeding  
**TECHNICAL FOULS**—None.  
**ATTENDANCE**—72,711



**#2 Auburn 80, #15 Jacksonville State 61**  
**March 18, 2022**  
**NCAA Midwest First Round**  
**Bon Secours Wellness Arena • Greenville, S.C.**

Auburn	FG-A	3FG-A	FT-A	REB	PF	TP	MIN	A	TO	BLKS
Jabari Smith	6-13	4-7	4-6	14	3	20	33	4	4	0
Walker Kessler	6-11	0-1	1-4	10	2	13	31	1	1	9
K.D. Johnson	3-8	2-6	2-2	5	1	10	30	7	1	0
Allen Flanigan	3-9	0-1	4-6	5	2	10	24	1	2	0
Zep Jasper	2-4	0-1	2-2	0	0	6	25	4	1	0
Wendell Green Jr.	3-5	1-2	2-2	1	3	9	24	6	1	0
Jaylin Williams	3-3	2-2	0-0	1	1	8	6	0	0	0
Devan Cambridge	1-5	0-3	0-0	5	4	2	15	0	0	1
Dylan Cardwell	1-2	0-0	0-0	4	1	2	8	0	0	0
Chris Moore	0-1	0-0	0-0	1	0	0	1	0	0	0
Preston Cook	0-1	0-1	0-0	0	0	0	1	0	0	0
Babatunde Akingbola	0-0	0-0	0-0	0	0	0	1	0	0	0
Lior Berman	0-1	0-0	0-0	0	0	0	1	0	0	0
Team				4						1
<b>Totals</b>	<b>28-63</b>	<b>9-24</b>	<b>15-22</b>	<b>50</b>	<b>17</b>	<b>80</b>	<b>200</b>	<b>23</b>	<b>11</b>	<b>10</b>

FG%: 1st Half 15-28 .536, 2nd Half 13-35 .371, Game 28-63 .444; 3FG%: 1st Half 6-12 .500, 2nd Half 3-12 .250, Game 9-24 .375; FT%: 1st Half 3-6 .500, 2nd Half 12-16 .750, Game 15-22 .682; Deadball Rebounds: 4.

Jacksonville St.	FG-A	3FG-A	FT-A	REB	PF	TP	MIN	A	TO	BLKS
Kayne Henry	0-9	0-3	0-0	4	2	0	21	0	2	0
Brandon Huffman	3-7	0-0	3-5	7	4	9	25	0	0	1
Jalen Finch	6-10	2-3	3-3	1	4	17	32	0	1	0
Jalen Gibbs	5-14	4-9	6-6	6	2	20	35	0	0	0
Darian Adams	3-14	1-5	1-2	5	3	8	36	4	2	0
Maros Zeliznak	0-0	0-0	0-0	2	4	0	8	0	1	0
Demaree King	1-6	0-4	2-2	3	0	4	22	5	0	1
Juwan Perdue	0-0	0-0	0-0	2	1	0	7	0	1	0
Jay Pal	0-0	0-0	0-0	0	1	0	7	0	0	0
Marcellus Brigham Jr.	0-0	0-0	0-0	0	0	0	1	0	1	0
Semaj Henderson	1-1	1-1	0-0	0	0	0	1	0	0	0
Caleb Byrd	0-0	0-0	0-0	1	0	0	1	0	0	0
Team				1						0
<b>Totals</b>	<b>19-61</b>	<b>8-25</b>	<b>15-18</b>	<b>32</b>	<b>21</b>	<b>61</b>	<b>200</b>	<b>9</b>	<b>8</b>	<b>1</b>

FG%: 1st Half 9-28 .321, 2nd Half 10-33 .303, Game 19-61 .311; 3FG%: 1st Half 5-15 .333, 2nd Half 3-10 .300, Game 8-25 .320; FT%: 1st Half 4-4 1.000, 2nd Half 11-14 .786, Game 15-18 .833; Deadball Rebounds: 1.

SCORE BY PERIODS	1	2	F
Auburn	39	41	80
Jacksonville State	27	34	61

**OFFICIALS**—Brooks Wells, Deldre Carr, Lee Cassell  
**TECHNICAL FOULS**—None.  
**ATTENDANCE**—14,255



## NCAA TOURNAMENT BOX SCORES

**#10 Miami 79, #2 Auburn 61**  
**March 20, 2022**  
**NCAA Midwest Second Round**  
**Bon Secours Wellness Arena • Greenville, S.C.**

Auburn	FG-A	3FG-A	FT-A	REB	PF	TP	MIN	A	TO	BLKS	
Jabari Smith	3-16	1-8	3-6	15	4	10	34	4	2	3	0
Walker Kessler	0-6	0-0	2-2	2	2	2	13	0	1	2	0
K.D. Johnson	4-10	1-6	3-4	3	2	12	33	1	4	1	1
Zep Jasper	1-4	0-2	2-2	1	0	4	17	0	1	0	0
Allen Flanigan	2-7	0-0	1-1	8	2	5	27	1	2	0	0
Wendell Green Jr.	4-14	1-6	2-2	5	3	11	28	5	3	0	0
Devan Cambridge	2-3	0-1	1-2	4	1	5	13	0	0	0	0
Dylan Cardwell	0-0	0-0	0-0	1	0	0	11	0	0	2	0
Jaylin Williams	5-8	2-3	0-0	4	5	12	18	0	0	0	0
Chris Moore	0-0	0-0	0-0	0	0	0	1	0	0	0	0
Preston Cook	0-1	0-0	0-0	0	0	0	1	0	0	0	0
Lior Berman	0-0	0-0	0-0	0	0	0	1	0	0	0	0
Team				4							
<b>Totals</b>	<b>21-69</b>	<b>5-26</b>	<b>14-19</b>	<b>47</b>	<b>19</b>	<b>61</b>	<b>200</b>	<b>11</b>	<b>13</b>	<b>8</b>	<b>1</b>

FG%: 1st Half 12-31 .387, 2nd Half 9-38 .237, Game 21-69 .304; 3FG%: 1st Half 2-10 .200, 2nd Half 3-16 .188, Game 5-26 .192; FT%: 1st Half 6-7 .857, 2nd Half 8-12 .667, Game 14-19 .737; Deadball Rebounds: 2.

Miami (Fla.)	FG-A	3FG-A	FT-A	REB	PF	TP	MIN	A	TO	BLKS	
Sam Waardenburg	3-4	1-2	0-0	5	1	7	35	1	0	2	0
Isaiah Wong	8-18	0-1	5-5	6	0	21	36	2	0	0	1
Charlie Moore	4-8	2-3	5-7	9	2	15	36	8	2	0	3
Jordan Miller	5-13	0-3	2-2	3	2	12	34	2	1	2	2
Kameron McGusty	10-18	0-5	0-1	6	1	20	37	4	1	1	4
Wooga Poplar	0-1	0-0	0-0	2	3	0	7	2	0	0	0
Anthony Walker	2-4	0-1	0-0	1	2	4	10	0	0	0	0
Bensley Joseph	0-0	0-0	0-0	2	0	0	4	0	0	0	0
Filippos Gkogkos	0-0	0-0	0-0	0	0	0	1	0	0	0	0
Rodney Miller Jr.	0-0	0-0	0-0	0	0	0	1	0	0	0	0
Deng Gak	0-0	0-0	0-0	0	0	0	1	0	0	0	0
Team				5							
<b>Totals</b>	<b>32-66</b>	<b>3-15</b>	<b>12-15</b>	<b>39</b>	<b>11</b>	<b>79</b>	<b>200</b>	<b>19</b>	<b>4</b>	<b>6</b>	<b>10</b>

FG%: 1st Half 14-34 .412, 2nd Half 18-32 .563, Game 32-66 .485; 3FG%: 1st Half 1-7 .143, 2nd Half 2-8 .250, Game 3-15 .200; FT%: 1st Half 4-4 1.000, 2nd Half 8-11 .727, Game 12-15 .800; Deadball Rebounds: 2.

SCORE BY PERIODS	1	2	F	
Auburn	32	29	—	61
Miami (Fla.)	33	46	—	79

**OFFICIALS**— John Gaffney, Pat Driscoll, Byron Jarrett  
**TECHNICAL FOULS**—None.  
**ATTENDANCE**—14,316



**#9 Auburn 83, #8 Iowa 75**  
**March 16, 2023**  
**NCAA Midwest First Round**  
**Legacy Arena • Birmingham, Ala.**

Auburn	FG-A	3FG-A	FT-A	REB	PF	TP	MIN	A	TO	BLKS	
Jaylin Williams	5-9	1-2	0-0	2	4	11	16	2	1	0	0
Johni Broome	7-14	1-1	4-6	12	2	19	30	1	3	5	0
Wendell Green Jr.	3-10	1-5	8-8	2	0	15	27	3	2	0	3
Zep Jasper	1-2	0-1	0-0	1	2	2	17	0	0	0	0
Allen Flanigan	4-11	0-2	2-4	10	2	10	31	4	1	0	0
Chris Moore	0-1	0-0	0-0	2	0	0	9	1	0	0	1
K.D. Johnson	4-7	2-4	1-2	0	4	11	22	0	0	0	1
Dylan Cardwell	1-1	0-0	0-0	2	1	2	9	1	0	0	0
Tre Donaldson	3-3	3-3	2-2	3	1	11	13	2	0	0	0
Yohan Traore	0-0	0-0	0-0	0	1	0	9	0	0	0	0
Lior Berman	1-5	0-4	0-0	1	1	2	14	0	0	0	1
Team				3							
<b>Totals</b>	<b>29-63</b>	<b>8-22</b>	<b>17-22</b>	<b>38</b>	<b>18</b>	<b>83</b>	<b>200</b>	<b>14</b>	<b>7</b>	<b>5</b>	<b>6</b>

FG%: 1st Half 13-34 .382, 2nd Half 16-29 .552, Game 29-63 .460; 3FG%: 1st Half 1-9 .111, 2nd Half 7-13 .538, Game 8-22 .364; FT%: 1st Half 4-6 .667, 2nd Half 13-16 .813, Game 17-22 .773; Deadball Rebounds: 1.

Iowa	FG-A	3FG-A	FT-A	REB	PF	TP	MIN	A	TO	BLKS	
Filip Rebraca	5-9	0-0	4-6	7	4	14	36	1	1	0	1
Kris Murray	5-18	3-11	2-4	9	1	15	36	1	1	1	2
Ahron Ulis	1-5	0-2	0-0	0	0	2	16	0	1	0	0
Tony Perkins	4-12	0-1	0-0	4	5	8	27	1	1	0	1
Connor McCaffery	2-3	1-2	4-4	8	5	9	27	3	1	0	0
Payton Sandfort	8-16	3-10	2-3	6	1	21	22	3	0	0	0
Patrick McCaffery	2-4	0-1	0-0	2	1	4	25	2	2	1	0
Josh Dix	0-0	0-0	0-0	0	0	0	2	0	0	0	0
Dasonte Bowen	1-1	0-0	0-0	1	1	2	7	0	1	0	0
Team				7							
<b>Totals</b>	<b>28-68</b>	<b>7-27</b>	<b>12-17</b>	<b>44</b>	<b>18</b>	<b>75</b>	<b>200</b>	<b>11</b>	<b>8</b>	<b>2</b>	<b>4</b>

FG%: 1st Half 11-29 .379, 2nd Half 17-39 .436, Game 28-68 .412; 3FG%: 1st Half 0-9 .000, 2nd Half 7-18 .389, Game 7-27 .259; FT%: 1st Half 4-7 .571, 2nd Half 8-10 .800, Game 12-17 .706; Deadball Rebounds: 1.

SCORE BY PERIODS	1	2	F	
Auburn	31	52	—	83
Iowa	26	49	—	75

**OFFICIALS**— Pat Driscoll, William Covington, Bart Lenox  
**TECHNICAL FOULS**—None.  
**ATTENDANCE**—15,154



## NCAA TOURNAMENT BOX SCORES

**#1 Houston 81, #9 Auburn 64**  
**March 18, 2023**  
**NCAA Midwest Second Round**  
**Legacy Arena • Birmingham, Ala.**

Auburn	FG-A	3FG-A	FT-A	REB	PF	TP	MIN	A	TO	BLKS
Jaylin Williams	5-14	1-5	3-4	2	2	14	31	2	1	0
Johni Broome	4-8	0-1	6-16	6	3	14	30	1	0	1
Wendell Green Jr.	4-9	1-2	0-0	2	4	9	31	4	3	0
Zep Jasper	0-0	0-0	1-2	0	3	1	17	0	0	0
Allen Flanigan	3-8	0-3	4-5	9	2	10	32	2	0	0
K.D. Johnson	1-7	1-3	5-7	3	3	8	23	2	3	0
Dylan Cardwell	1-2	0-0	0-0	0	2	2	9	0	0	1
Tre Donaldson	2-3	2-2	0-2	0	1	6	8	0	1	1
Chris Moore	0-1	0-0	0-0	2	1	0	8	0	0	0
Lior Berman	0-1	0-0	0-0	1	1	0	7	0	0	0
Team				9						0
<b>Totals</b>	<b>20-53</b>	<b>5-16</b>	<b>19-36</b>	<b>34</b>	<b>22</b>	<b>64</b>	<b>200</b>	<b>11</b>	<b>8</b>	<b>3</b>

FG%: 1st Half 16-29 .552, 2nd Half 4-24 .167, Game 20-53 .377; 3FG%: 1st Half 5-11 .455, 2nd Half 0-5 .000, Game 5-16 .313; FT%: 1st Half 4-10 .400, 2nd Half 15-26 .577, Game 19-36 .528; Deadball Rebounds: 9.

Houston	FG-A	3FG-A	FT-A	REB	PF	TP	MIN	A	TO	BLKS
J'Wan Roberts	2-8	0-0	2-3	7	5	6	31	2	2	5
Jarace Walker	3-8	1-2	0-0	10	4	7	32	2	1	6
Marcus Sasser	7-14	5-9	3-3	1	4	22	31	2	1	0
Jamal Shead	2-8	0-4	6-7	2	4	10	34	5	1	1
Tramon Mark	9-17	0-4	8-9	9	1	26	37	0	1	0
Reggie Chaney	1-1	0-0	1-2	1	2	3	15	0	0	0
Emanuel Sharp	1-4	1-3	4-5	4	2	7	13	0	0	0
Ja'Vier Francis	0-0	0-0	0-0	0	2	0	1	0	0	0
Terrance Arceneaux	0-0	0-0	0-0	1	1	0	4	0	0	0
Team				10						1
<b>Totals</b>	<b>25-60</b>	<b>7-22</b>	<b>24-29</b>	<b>45</b>	<b>25</b>	<b>81</b>	<b>200</b>	<b>11</b>	<b>7</b>	<b>12</b>

FG%: 1st Half 11-32 .344, 2nd Half 14-28 .500, Game 25-60 .417; 3FG%: 1st Half 3-12 .250, 2nd Half 4-10 .400, Game 7-22 .318; FT%: 1st Half 6-11 .545, 2nd Half 18-18 1.000, Game 24-29 .828; Deadball Rebounds: 2.

SCORE BY PERIODS	1	2	F
Auburn	41	23	64
Houston	31	50	81

**OFFICIALS**— Ronald Groover, Verne Harris, Darron George  
**TECHNICAL FOULS**—None.  
**ATTENDANCE**—15,198



# NATIONAL INVITATION TOURNAMENT

## ALL-TIME NIT APPEARANCES (6) ALL-TIME RECORD: 4-6 (.400)

### 1993

#### NIT First Round at the Littlejohn Coliseum in Clemson, S.C.

March 18—Clemson 84, Auburn 72

### 1995

#### NIT First Round at Beard-Eaves-Memorial Coliseum in Auburn, Ala.

March 15—Marquette 68, Auburn 61

### 1996

#### NIT First Round at Beard-Eaves-Memorial Coliseum in Auburn, Ala.

March 13—Tulane 87, Auburn 73 (OT)

### 1998

#### NIT First Round at Beard-Eaves-Memorial Coliseum in Auburn, Ala.

March 11—Auburn 77, Southern Miss 62

#### NIT Second Round at the Bradley Center in Milwaukee, Wis.

March 16—Marquette 75, Auburn 60 (OT)

### 2001

#### NIT First Round at Beard-Eaves-Memorial Coliseum in Auburn, Ala.

March 14—Auburn 60, Miami (Fla.) 58

#### NIT Second Round at Mackey Arena in West Lafayette, Ind.

March 20—Purdue 79, Auburn 61

### 2009

#### NIT First Round at Beard-Eaves-Memorial Coliseum in Auburn, Ala.

March 18—Auburn 87, UT Martin 82

#### NIT Second Round at Beard-Eaves-Memorial Coliseum in Auburn, Ala.

March 20—Auburn 74, Tulsa 55

#### NIT Third Round at Beard-Eaves-Memorial Coliseum in Auburn, Ala.

March 24—Baylor 74, Auburn 72

## SINGLE-GAME RECORDS

**Points:** 28, Wesley Person (1993 at Clemson)

**Field Goals:** 11, Wesley Person (1993 at Clemson)

**Field Goals Attempted:** 22, Wesley Person (1993 at Clemson)

**3-Pointers Made:** 6, Wesley Person (1993 at Clemson)

**3-Pointers Attempted:** 13, Wesley Person (1993 at Clemson)

**3-Point Pct.:**

.600, Scott Pohlman (3-5, 1998 vs. Southern Miss)

.600, Rasheem Barrett (3-5, 2009 vs. Baylor)

**Free Throws:**

6, DeWayne Reed (2009 vs. UT Martin)

6, Quantez Robertson (2009 vs. Tulsa)

**Free Throws Att.:** 10, DeWayne Reed (2009 vs. UT Martin)

**Rebounds:** 13, Korvotney Barber (2009 vs. Baylor)

**Assists:** 7, Jamison Brewer (2001 vs. Miami (Fla.))

**Blocks:** 13, Kyle Davis (2001 vs. Miami (Fla.))

## TEAM SINGLE-GAME RECORDS

**Field Goals:** 32 (1993 at Clemson)

**Field Goals Attempted:** 80 (1993 at Clemson)

**Field Goal Percentage:** .456 (26-57, 2009 vs. Southern Miss)

**3-Pointers Made:** 14 (2009 vs. UT Martin)

**3-Pointers Attempted:** 37 (1993 at Clemson)

**3-Point Percentage:** .483 (14-29, 2009 vs. UT Martin)

**Free Throws:** 17 (1996 vs. Tulane)

**Free Throws Attempted:** 35 (2009 vs. UT Martin)

**Free Throw Percentage:** .714 (1998 vs. Southern Miss)

**Rebounds:** 43 (2009 vs. Tulsa)

**Fouls:** 19 (three times)

1995 vs. Marquette, 1998 at Marquette and 2001 at Purdue

# SEC TOURNAMENT

# WAREAGLE

2023-24 AUBURN MEN'S BASKETBALL

## 1933

Atlanta Athletic Club, Atlanta, Ga.  
February 24—LSU 57, Auburn 33

## 1934

Atlanta Athletic Club, Atlanta, Ga.  
February 23—Tennessee 43, Auburn 26

## 1935

\*\*No SEC Tournament held\*\*

## 1936

Alumni Memorial Gymnasium, Knoxville, Tenn.  
February 28—Auburn 43, Georgia 26  
February 29—Tennessee 43, Auburn 25

## 1937

Alumni Memorial Gymnasium, Knoxville, Tenn.  
Feb. 26-March 1-Auburn did not participate.

## 1938

John Parker Agricultural Center, Baton Rouge, La.  
March 3—LSU 60, Auburn 34

## 1939

Alumni Memorial Gymnasium, Knoxville, Tenn.  
March 1—Auburn 43, Tulane 30  
March 2—Tennessee 49, Auburn 35

## 1940

Alumni Memorial Gymnasium, Knoxville, Tenn.  
February 28—Georgia 48, Auburn 41

## 1941

Jefferson County Armory, Louisville, Ky.  
February 28—Alabama 38, Auburn 16

## 1942

Jefferson County Armory, Louisville, Ky.  
February 26—Auburn 36, Vanderbilt 34  
February 27—Auburn 45, Tulane 36  
February 28—Kentucky 40, Auburn 31

## 1943

Jefferson County Armory, Louisville, Ky.  
February 25—LSU 67, Auburn 38

## 1944

Jefferson County Armory, Louisville, Ky.  
February 24-25—Auburn did not participate due to World War II.

## 1945

Jefferson County Armory, Louisville, Ky.  
February 29—Tennessee 56, Auburn 24

## 1946

Jefferson County Armory, Louisville, Ky.  
February 28—Kentucky 69, Auburn 24

## 1947

Jefferson County Armory, Louisville, Ky.  
February 28—Kentucky 84, Auburn 18

## 1948

Jefferson County Armory, Louisville, Ky.  
March 4—Tulane 47, Auburn 40

## 1949

Jefferson County Armory, Louisville, Ky.  
March 4—Kentucky 70, Auburn 39

## 1950

Jefferson County Armory, Louisville, Ky.  
March 3—LSU 73, Auburn 45

## 1951

Jefferson County Armory, Louisville, Ky.  
March 2—Kentucky 84, Auburn 54

## 1952

Jefferson County Armory, Louisville, Ky.  
February 28—Alabama 63, Auburn 49

## 1979

Birmingham-Jefferson Civic Center, Birmingham, Ala.  
February 28—Auburn 59, Vanderbilt 53  
March 1—Auburn 95, Georgia 91 (4OT)  
March 2—#20 Tennessee 74, Auburn 65

## 1980

Birmingham-Jefferson Civic Center, Birmingham, Ala.  
February 27—Auburn 79, Georgia 71  
February 28—#2 Kentucky 69, Auburn 61

## 1981

Birmingham-Jefferson Civic Center, Birmingham, Ala.  
March 4—Florida 50, Auburn 48 (OT)

## 1982

Rupp Arena, Lexington, Ky.  
March 3—Auburn 38, Miss. State 36 (OT)  
March 4—#15 Kentucky 89, Auburn 66

## 1983

Birmingham-Jefferson Civic Center, Birmingham, Ala.  
March 10—Alabama 62, Auburn 61

## 1984

Memorial Gymnasium, Nashville, Tenn.  
March 8—Auburn 59, Vanderbilt 58  
March 9—Auburn 60, Tennessee 58  
March 10—#3 Kentucky 51, Auburn 49

## 1985 (Champions)

Birmingham-Jefferson Civic Center, Birmingham, Ala.  
March 6—Auburn 68, Ole Miss 60  
March 7—Auburn 58, LSU 55

March 8—Auburn 43, Florida 42  
March 9—Auburn 53, Alabama 49 (OT)

## 1986

Rupp Arena, Lexington, Ky.  
March 6—Mississippi State 65, Auburn 63

## 1987

The Omni, Atlanta, Ga.  
March 6—Auburn 79, Kentucky 72  
March 7—#9 Alabama 87, Auburn 68

## 1988

Assembly Center, Baton Rouge, La.  
March 11—Georgia 65, Auburn 60

## 1989

Thompson-Boling Arena, Knoxville, Tenn.  
March 9—Ole Miss 80, Auburn 68

## 1990

Orlando Arena, Orlando, Fla.  
March 9—Auburn 78, #11 LSU 76  
March 10—Alabama 87, Auburn 71

## 1991

Memorial Gymnasium, Nashville, Tenn.  
March 8—Auburn 92, #16 LSU 77  
March 9—#24 Alabama 77, Auburn 59

## 1992

Birmingham-Jefferson Civic Center, Birmingham, Ala.  
\*\*Ineligible to compete\*\*

## 1993

Rupp Arena, Lexington, Ky.  
March 11—Tennessee 78, Auburn 76

## 1994

The Pyramid, Memphis, Tenn.  
March 10—Auburn 81, Vanderbilt 56  
March 11—Alabama 83, Auburn 55

## 1995

The Georgia Dome, Atlanta, Ga.  
March 9—Auburn 81, South Carolina 66  
March 10—#3 Kentucky 93, Auburn 81

## 1996

The Louisiana Superdome, New Orleans, La.  
March 7—Auburn 68, Vanderbilt 65  
March 8—#25 Miss. State 69, Auburn 58

## 1997

The Pyramid, Memphis, Tenn.  
March 6—Auburn 67, Tennessee 54  
March 7—#6 Kentucky 92, Auburn 50

## 1998

The Georgia Dome, Atlanta, Ga.  
March 5—Florida 68, Auburn 64

**1999**

The Georgia Dome, Atlanta, Ga.  
 March 5—#4 Auburn 93, Alabama 61  
 March 6—#14 Kentucky 69, #4 Auburn 57

**2000**

The Georgia Dome, Atlanta, Ga.  
 March 10—#23 Auburn 78, #10 Florida 70  
 March 11—#23 Auburn 77, So. Carolina 72 (OT)  
 March 12—Arkansas 75, #23 Auburn 67

**2001**

Gaylord Entertainment Center, Nashville, Tenn.  
 March 8—#24 Tennessee 73, Auburn 66

**2002**

The Georgia Dome, Atlanta, Ga.  
 March 7—#11 Florida 81, Auburn 63

**2003**

The Louisiana Superdome, New Orleans, La.  
 March 13—Auburn 66, Tennessee 53  
 March 14—#2 Kentucky 78, Auburn 58

**2004**

The Georgia Dome, Atlanta, Ga.  
 March 11—Georgia 73, Auburn 59

**2005**

The Georgia Dome, Atlanta, Ga.  
 March 10—Auburn 77, Vanderbilt 73  
 March 11—LSU 89, Auburn 58

**2006**

Gaylord Entertainment Center, Nashville, Tenn.  
 March 9—Vanderbilt 76, Auburn 71

**2007**

The Georgia Dome, Atlanta, Ga.  
 March 8—Georgia 80, Auburn 65

**2008**

The Georgia Dome, Atlanta, Ga.  
 March 13—#17 Vanderbilt 93, Auburn 82

**2009**

St. Pete Times Forum, Tampa, Fla.  
 March 13—Auburn 61, Florida 58  
 March 14—Tennessee 94, Auburn 85

**2010**

Bridgestone Arena, Nashville, Tenn.  
 March 11—Florida 78, Auburn 69

**2011**

Georgia Dome, Atlanta, Ga.  
 March 10—Georgia 69, Auburn 51

**2012**

New Orleans Arena, New Orleans, La.  
 March 8—Ole Miss 68, Auburn 54

**2013**

Bridgestone Arena, Nashville, Tenn.  
 March 13—Texas A&M 71, Auburn 62

**2014**

Georgia Dome, Atlanta, Ga.  
 March 12—South Carolina 74, Auburn 56

**2015**

Bridgestone Arena, Nashville, Tenn.  
 March 11—Auburn 74, Mississippi State 68

March 12—Auburn 66, Texas A&M 59  
 March 13—Auburn 73, LSU 70 (OT)  
 March 14—#1 Kentucky 91, Auburn 87

**2016**

Bridgestone Arena, Nashville, Tenn.  
 March 9—Tennessee 97, Auburn 59

**2017**

Bridgestone Arena, Nashville, Tenn.  
 March 8—Missouri 86, Auburn 83 (OT)

**2018**

Scottrade Center, St. Louis, Mo.  
 March 7—Alabama 81, #16 Auburn 63

**2019 (Champions)**

Bridgestone Arena, Nashville, Tenn.  
 March 14—#22 Auburn 81, Missouri 71  
 March 15—#22 Auburn 73, South Carolina 64  
 March 16—#22 Auburn 65, Florida 62  
 March 17—#22 Auburn 84, #8 Tennessee 64

**2020**

Bridgestone Arena, Nashville, Tenn.  
 \*\*Canceled due to COVID-19 pandemic\*\*

**2021**


Bridgestone Arena, Nashville, Tenn.  
 \*\*Did not participate, self-imposed one-year  
 postseason ban\*\*

**2022**

Amalie Arena, Tampa, Fla.  
 March 11—#8 Texas A&M 67, #1 Auburn 62

**2023**

Bridgestone Arena, Nashville, Tenn.  
 March 9—#10 Arkansas 76, #7 Auburn 73



Head Coach Bruce Pearl cuts down the nets after Auburn won the 2019 SEC Tournament

**SOUTHERN INTERCOLLEGIATE AND SOUTHERN CONFERENCE TOURNAMENT**

**1921**

Southern Intercollegiate Tournament,  
 Atlanta, Ga.  
 March 3—Auburn 45, Clemson 25  
 March 4—Georgia 32, Auburn 24

**1922**

Southern Intercollegiate Tournament,  
 Atlanta, Ga.  
 February 24—Auburn 32, Newberry 21  
 February 27—North Carolina 32, Auburn 27

**1923**

Southern Conference Tournament,  
 Atlanta, Ga.  
 February 27—Mercer 45, Auburn 24

**1924**

Southern Conference Tournament,  
 Atlanta, Ga.  
 February 29—Auburn 35, Georgia Tech 29  
 March 1—Alabama 40, Auburn 19

**1925**

Southern Conference Tournament,  
 Atlanta, Ga.  
 February 18—Virginia 29, Auburn 27

**1926**

Southern Conference Tournament,  
 Atlanta, Ga.  
 February 26—NC State 32, Auburn 26

**1927**

Southern Conference Tournament,  
 Atlanta, Ga.  
 February 25—Auburn 38, VPI 33  
 February 26—North Carolina 28, Auburn 15

**1928**

Southern Conference Tournament,  
 Atlanta, Ga.  
 February 27—Auburn 27, Clemson 26  
 February 28—Auburn 30, Georgia Tech 29  
 March 1—Auburn 42, Mississippi State 34  
 March 2—Ole Miss 32, Auburn 31

**1929**

Southern Conference Tournament,  
 Atlanta, Ga.  
 March 1—Georgia 42, Auburn 24

**1930**

\*\*Did not participate\*\*

**1931**

Southern Conference Tournament,  
 Atlanta, Ga.  
 February 27—Auburn 33, Virginia 26  
 February 28—Georgia 31, Auburn 27

**1932**

Southern Conference Tournament,  
 Atlanta, Ga.  
 February 26—Auburn 34, N.C. State 33  
 February 27—Auburn 30, LSU 22  
 February 28—North Carolina 52, Auburn 31

# SEC CHAMPIONS

# WAREAGLE

2023-24 AUBURN MEN'S BASKETBALL

Year	Regular Season Champion (SEC Record, Overall)	Tournament Champion
1933	Kentucky (8-0, 20-3)	Kentucky
1934	Alabama (13-2, 16-2)	Alabama
1935	LSU (12-0, 14-1), Kentucky (11-0, 19-2)	
1936	Tennessee (8-4, 15-6)	Tennessee
1937	Kentucky (5-3, 17-5)	Kentucky
1938	Georgia Tech (9-2, 18-2)	Georgia Tech
1939	Kentucky (5-2, 16-4)	Kentucky
1940	Kentucky (4-4, 15-6)	Kentucky
1941	Tennessee (8-3, 17-5)	Tennessee
1942	Kentucky (6-2, 19-6)	Kentucky
1943	Tennessee (6-3, 14-4)	Tennessee
1944	Kentucky (0-0, 19-2)	Kentucky
1945	Kentucky (4-1, 22-4)	Kentucky
1946	Kentucky (6-0, 28-2)	Kentucky
1947	Kentucky (11-0, 34-3)	Kentucky
1948	Kentucky (9-0, 36-3)	Kentucky
1949	Kentucky (13-0, 32-2)	Kentucky
1950	Kentucky (11-2, 25-5)	Kentucky
1951	Kentucky (14-0, 32-2)	Vanderbilt
1952	Kentucky (14-0, 29-3)	Kentucky
1953	LSU (13-0, 25-2)	
1954	Kentucky (14-0, 25-0), LSU (14-0, 21-5)	
1955	Kentucky (12-2, 23-3)	
1956	Alabama (14-0, 21-3)	
1957	Kentucky (12-2, 23-5)	
1958	Kentucky (12-2, 23-6)	
1959	Mississippi State (13-1, 24-1)	
<b>1960</b>	<b>Auburn (12-2, 19-3)</b>	
1961	Mississippi State (11-3, 19-6)	
1962	Mississippi State (13-1, 24-1), Kentucky (13-1, 23-3)	
1963	Mississippi State (12-2, 22-6)	
1964	Kentucky (11-3, 21-6)	
1965	Vanderbilt (15-1, 24-4)	
1966	Kentucky (15-1, 32-2)	
1967	Tennessee (15-3, 21-7)	
1968	Kentucky (15-3, 22-5)	
1969	Kentucky (16-2, 23-5)	
1970	Kentucky (17-1, 26-2)	
1971	Kentucky (16-2, 22-4)	
1972	Kentucky (14-4, 21-7), Tennessee (14-4, 19-6)	
1973	Kentucky (14-4, 20-8)	
1974	Vanderbilt (15-3, 23-3), Alabama (15-3, 22-4)	
1975	Kentucky (15-3, 26-5), Alabama (15-3, 22-5)	
1976	Alabama (15-3, 23-5)	
1977	Tennessee (16-2, 22-6), Kentucky (16-2, 26-4)	
1978	Kentucky (16-2, 30-2)	

Year	Regular Season Champion (SEC Record, Overall)	Tournament Champion
1979	LSU (14-4, 23-6)	Tennessee
1980	Kentucky (15-3, 29-6)	LSU
1981	LSU (17-1, 31-5)	Ole Miss
1982	Kentucky (13-5, 22-8)	Alabama
1983	Kentucky (13-5, 23-8)	Georgia
1984	Kentucky (14-4, 29-5)	Kentucky
<b>1985</b>	<b>LSU (13-5, 19-10)</b>	<b>Auburn</b>
1986	Kentucky (17-1, 32-4)	Kentucky
1987	Alabama (16-2, 28-5)	Alabama
1988	Kentucky (13-5, 27-6)	Vacated
1989	Florida (13-5, 21-13)	Alabama
1990	Georgia (13-5, 20-9)	Alabama
1991	LSU (13-5, 20-10), Miss. State (13-5, 20-9)	Alabama
1992	Arkansas (13-3, 26-8)	Kentucky
1993	Vanderbilt (14-2, 28-6)	Kentucky
1994	Arkansas (14-2, 31-3)	Kentucky
1995	Kentucky (14-2, 28-5)	Kentucky
1996	Kentucky (16-0, 34-2)	Mississippi State
1997	South Carolina (15-1, 24-8)	Kentucky
1998	Kentucky (14-2, 35-4)	Kentucky
<b>1999</b>	<b>Auburn (14-2, 29-4)</b>	<b>Kentucky</b>
2000	Florida (12-4, 29-8), Kentucky (12-4, 23-10) LSU (12-4, 28-6), Tennessee (12-4, 26-7)	Arkansas
2001	Kentucky (24-10, 12-4), Florida (24-7, 12-4)	Kentucky
2002	Alabama (12-4, 27-8)	Mississippi State
2003	Kentucky (16-0, 32-4)	Kentucky
2004	Mississippi State (14-2, 26-4)	Kentucky
2005	Kentucky (14-2, 28-6)	Florida
2006	LSU (14-2, 27-9)	Florida
2007	Florida (13-3, 35-5)	Florida
2008	Tennessee (14-2, 31-5)	Georgia
2009	LSU (13-3, 27-8)	Mississippi State
2010	Kentucky (14-2, 35-3)	Kentucky
2011	Florida (13-3, 29-8)	Kentucky
2012	Kentucky (16-0, 38-2)	Vanderbilt
2013	Florida (14-4, 29-8)	Ole Miss
2014	Florida (18-0, 36-2)	Florida
2015	Kentucky (18-0, 38-1)	Kentucky
2016	Texas A&M (13-5, 28-9), Kentucky (13-5, 27-9)	Kentucky
2017	Kentucky (16-2, 32-6)	Kentucky
<b>2018</b>	<b>Auburn (13-5, 26-8)</b> , Tennessee (13-5, 26-9)	<b>Kentucky</b>
<b>2019</b>	<b>LSU (16-2, 28-7)</b>	<b>Auburn</b>
2020	Kentucky (15-3, 25-6)	**Canceled due to COVID-19**
2021	Alabama (16-2, 26-7)	Alabama
<b>2022</b>	<b>Auburn (15-3, 28-6)</b>	<b>Tennessee</b>
2023	Alabama (31-6, 16-2)	Alabama



2022 SEC Regular Season Champions



# ALL-TIME SEC STANDINGS

## ALL-TIME OVERALL RECORDS

Team	Years	Won	Lost	Tied	Pct.
Kentucky	119	2375	748	1	.760
Arkansas	100	1803	1011	0	.641
Alabama	110	1767	1088	1	.619
Tennessee	114	1744	1094	2	.615
Missouri	117	1686	1223	0	.580
Vanderbilt	120	1667	1236	0	.574
LSU	115	1636	1238	0	.569
Florida	104	1505	1166	0	.563
Mississippi State	111	1502	1253	0	.545
Auburn	117	1442	1245	1	.537
South Carolina	115	1469	1316	1	.527
Texas A&M	111	1500	1322	0	.532
Georgia	118	1444	1379	0	.512
Ole Miss	113	1368	1383	0	.497

# On-the-court records: Alabama, 1769-1089-1; Auburn, 1454-1245-1; Florida, 1508-1168; Georgia, 1475-1381; Kentucky, 2375-749-1; Missouri, 1709-1223, before NCAA participation was vacated.

## SEC TOURNAMENT RECORDS

Team	Years	Titles	Won	Lost	Pct.
Kentucky	61	31	135	29	.823
Tennessee	62	5	74	57	.565
Alabama	63	8	73	54	.575
Arkansas	32	1	30	30	.500
Florida	57	4	46	53	.465
LSU	63	1	51	62	.451
Texas A&M	10	0	9	10	.474
Georgia	63	2	48	60	.444
Missouri	9	0	7	9	.438
Vanderbilt	62	2	44	60	.423
South Carolina	31	0	21	31	.404
Auburn	59	2	34	57	.374
Mississippi State	62	3	35	59	.372
Ole Miss	61	2	33	59	.359

The 2020 SEC Tournament was canceled after two games due to the COVID-19 pandemic.

### Former Members

Georgia Tech	1	14	18	.438
Tulane	0	12	16	.429
Sewanee	0	0	2	.000

## CONFERENCE GAMES ONLY (1933-PRESENT)

Team	Years	Won	Lost	Pct.	Championships
Kentucky	90	1046	303	.775	49
Tennessee	90	788	599	.568	10
Alabama	90	840	639	.568	9
Arkansas	32	284	249	.533	2
Texas A&M	11	98	92	.516	1
Vanderbilt	91	715	697	.506	3
LSU	91	722	709	.505	11
Florida	90	679	684	.498	7
Auburn	90	647	770	.456	4
Mississippi State	90	631	815	.436	6
South Carolina	32	212	320	.398	1
Georgia	91	568	842	.403	1
Ole Miss	90	545	880	.382	0
Missouri	11	65	122	.348	0

### Former Members

Georgia Tech	32	201	207	.493	1
Tulane	34	195	252	.436	0
Sewanee	8	3	76	.030	0

# On-the-court records: Auburn, 661-770; Missouri, 69-109, before NCAA participation was vacated.

# ALL-TIME LINEUPS

## 1949-50 (17-7, 12-6 SEC)

F—Jack Glasgow, 5.6 ppg  
F—George Hill, 8.0 ppg  
C—Bill Lynn, 14.7 ppg  
G—Don Lanford, 10.5 ppg  
G—Roy Brawner, 6.2 ppg  
Top Sub—Dan Pridgen, 4.3 ppg

## 1950-51 (12-10, 6-8-SEC)

F—George Hill, 9.3 ppg, 7.8 rpg  
F—Bubber Farish, 7.1 ppg, 3.6 rpg  
C—Dan Pridgen, 13.9 ppg, 9.1 rpg  
G—Don Lanford, 11.2 ppg, 5.8 rpg  
G—Roy Brawner, 8.7 ppg, 4.2 rpg  
Top Sub—Roger Weldon, 5.8 ppg, 4.8 rpg

## 1951-52 (14-12, 6-8 SEC)

F—Bill Fickling, 7.1 ppg, 6.8 rpg  
F—Roger Weldon, 8.3 ppg, 5.5 rpg  
C—Jim Martin, 8.3 ppg, 8.0 rpg  
G—Inman Veal, 10.9 ppg, 4.3 rpg  
G—Vince Dooley, 6.0 ppg, 4.9 rpg  
Top Subs—Jack Turner, 7.5 ppg, 3.1 rpg;  
Bubber Farish, 4.3 ppg, 2.5 rpg;  
Robert Fenn, 6.7 ppg, 7.8 rpg

## 1952-53 (13-8, 6-7 SEC)

F—Bill Fickling, 5.3 ppg, 5.7 rpg  
F—Jim O'Donnell, 9.6 ppg, 5.7 rpg  
C—Bob Miller, 15.8 ppg, 12.3 rpg  
G—Jack Turner, 10.7 ppg, 4.0 rpg  
G—Bill Kirkpatrick, 5.3 ppg, 1.3 rpg  
Top Subs—John Cochran, 6.4 ppg,  
7.4 rpg; Bubber Farish, 6.0 ppg, 2.6 rpg

## 1953-54 (17-7, 8-6 SEC)

F—Bill Fickling, 5.9 ppg, 4.7 rpg  
F—John Cochran, 8.2 ppg, 5.9 rpg  
C—Bob Miller, 17.8 ppg, 11.5 rpg  
G—Bill Kirkpatrick, 9.7 ppg, 1.8 rpg  
G—Jack Turner, 9.3 ppg, 4.4 rpg  
Top Subs—Jim O'Donnell, 8.0 ppg,  
5.4 rpg; Jim Martin, 6.8 ppg, 5.9 rpg

## 1954-55 (11-9, 6-8 SEC)

F—Jim O'Donnell, 15.9 ppg, 8.6 rpg  
F—Herb Slayden, 8.0 ppg, 5.0 rpg  
C—Gordon Mummert, 11.2 ppg, 8.5 rpg  
G—Bill Kirkpatrick, 18.7 ppg, 3.0 rpg  
G—Brownie Nelson, 10.6 ppg, 6.2 rpg  
Top Subs—Henry Sturkie, 5.2 ppg,  
4.2 rpg; Jim Diamond, 8.6 ppg, 9.9 rpg

## 1955-56 (11-10, 8-6 SEC)

F—Jim O'Donnell, 14.9 ppg, 8.6 rpg  
F—Kay Slayden, 14.1 ppg, 6.5 rpg  
C—Bill McGriff, 15.9 ppg, 10.2 rpg  
G—Henry Sturkie, 9.1 ppg, 4.1 rpg  
G—Brownie Nelson, 9.9 ppg, 5.5 rpg  
Top Subs—Jim Diamond, 4.2 ppg, 4.3 rpg;  
Terry Chandler, 4.3 ppg, 2.7 rpg

## 1956-57 (13-8, 8-6 SEC)

F—Henry Sturkie, 7.9 ppg, 5.0 rpg  
F—Rex Frederick, 15.6 ppg, 15.3 rpg  
C—Bill McGriff, 11.3 ppg, 8.0 rpg  
G—Henry Hart, 14.2 ppg, 6.7 rpg  
G—Jimmy Lee, 15.9 ppg, 4.6 rpg  
Top Subs—Terry Chandler, 4.5 ppg, 2.3 rpg;  
Bob Tucker, 3.4 ppg, 1.4 rpg

## 1957-58 (16-6, 11-3 SEC)

F—Rex Frederick, 16.1 ppg, 14.8 rpg  
F—Terry Chandler, 6.4 ppg, 5.2 rpg  
C—Bill McGriff, 6.7 ppg, 5.2 rpg  
G—Jimmy Lee, 13.8 ppg, 3.4 rpg  
G—Bob Tucker, 10.5 ppg, 3.6 rpg  
Top Subs—Bill Gregory, 5.4 ppg, 6.0 rpg;  
Shot Johnston, 7.8 ppg, 7.4 rpg

## 1958-59 (20-2, 12-2 SEC)

F—David Vaughn, 9.6 ppg, 5.0 rpg  
F—Jimmy Fibbe, 11.1 ppg, 7.5 rpg  
C—Rex Frederick, 12.7 ppg, 12.9 rpg  
G—Jimmy Lee, 13.1 ppg, 4.6 rpg  
G—Henry Hart, 13.0 ppg, 5.3 rpg  
Top Sub—Porter Gilbert, 8.5 ppg, 3.5 rpg

## 1959-60

### (19-3, 12-2 SEC • Champions)

F—Ray Groover, 11.6 ppg, 3.0 rpg  
F—David Vaughn, 11.7 ppg, 7.0 rpg  
C—Jimmy Fibbe, 12.3 ppg, 6.9 rpg  
G—Henry Hart, 15.5 ppg, 5.9 rpg  
G—Porter Gilbert, 11.4 ppg, 5.5 rpg  
Top Subs—Bayward McManus, 3.3 ppg, 1.7 rpg  
Bill Ross, 3.7 ppg, 1.9 rpg

## 1960-61 (15-7, 8-6 SEC)

F—David Vaughn, 10.6 ppg, 6.1 rpg  
F—Jimmy Fibbe, 14.7 ppg, 6.5 rpg  
C—Layton Johns, 5.5 ppg, 6.1 rpg  
G—Ray Groover, 14.1 ppg, 3.0 rpg  
G—Porter Gilbert, 11.2 ppg, 3.6 rpg  
Top Sub—Bill Tinker, 4.9 ppg, 2.8 rpg

## 1961-62 (18-6, 11-3 SEC)

F—Bill Tinker, 11.8 ppg, 5.3 rpg  
F—Mack Kirkland, 7.3 ppg, 6.3 rpg  
C—Layton Johns, 15.7 ppg, 11.3 rpg  
G—Larry Chapman, 10.6 ppg, 4.0 rpg  
G—Bill Ross, 6.7 ppg, 3.7 rpg  
Top Sub—John Blackwell, 4.3 ppg, 1.8 rpg

## 1962-63 (18-4, 10-4 SEC)

F—Bill Tinker, 7.9 ppg, 4.7 rpg  
F—John Blackwell, 13.9 ppg, 4.1 rpg  
C—Layton Johns, 15.0 ppg, 12.5 rpg  
G—Larry Chapman, 10.0 ppg, 3.0 rpg  
G—Larry Cart, 13.4 ppg, 3.0 rpg  
Top Subs—Freddie Guy, 2.8 ppg, 3.2 rpg;  
Joe Newton, 3.6 ppg, 3.7 rpg;  
Mack Kirkland, 3.0 ppg, 2.7 rpg

## 1963-64 (11-12, 6-8 SEC)

F—Freddie Guy, 13.3 ppg, 11.7 rpg  
F—Lee DeFore, 17.7 ppg, 7.7 rpg  
C—Joe Newton, 10.5 ppg, 7.5 rpg  
G—Larry Chapman, 9.1 ppg, 4.0 rpg  
G—John Blackwell, 13.1 ppg, 3.9 rpg  
Top Sub—Tom Fibbe, 5.2 ppg, 2.6 rpg

## 1964-65 (16-9, 11-5 SEC)

F—Freddie Guy, 12.4 ppg, 12.2 rpg  
F—Lee DeFore, 15.8 ppg, 6.3 rpg  
C—Joe Newton, 14.8 ppg, 9.5 rpg  
G—Larry Cart, 9.2 ppg, 2.0 rpg  
G—Tom Fibbe, 4.9 ppg, 1.8 rpg  
Top Sub—Jimmy Montgomery, 4.8 ppg

## 1965-66 (16-10, 8-8 SEC)

F—Lee DeFore, 23.7 ppg, 9.6 rpg  
F—Monk Montgomery, 11.7 ppg, 3.9 rpg  
C—Ronnie Quick, 6.6 ppg, 5.5 rpg  
G—Bob Buisson, 11.9 ppg, 3.8 rpg  
G—Alex Howell, 4.4 ppg, 2.5 rpg  
Top Subs—Tee Faircloth, 3.8 ppg, 2.3 rpg;  
Joe Millsap, 8.7 ppg, 5.1 rpg

## 1966-67 (17-8, 12-6 SEC)

F—Wally Tinker, 9.6 ppg, 8.4 rpg  
F—Tom Perry, 7.7 ppg, 3.3 rpg  
C—Ronnie Quick, 12.2 ppg, 7.6 rpg  
G—Bob Buisson, 11.5 ppg, 3.1 rpg  
G—Alex Howell, 14.0 ppg, 3.2 rpg  
Top Subs—Joe Millsap, 6.8 ppg, 3.3 rpg;  
Tee Faircloth, 4.1 ppg, 1.4 rpg

**1967-68 (13-13, 8-10 SEC)**

F—Wally Tinker, 14.5 ppg, 5.0 rpg  
 F—Tom Perry, 9.1 ppg, 3.4 rpg  
 C—Bill Alexander, 13.4 ppg, 7.4 rpg  
 G—Alex Howell, 12.0 ppg, 3.5 rpg  
 G—Carl Shetler, 5.4 ppg, 2.1 rpg  
 Top Sub—Ron Jackson, 9.8 ppg, 5.0 rpg

**1968-69 (15-10, 10-8 SEC)**

F—Tom Perry, 6.4 ppg, 4.1 rpg  
 F—Wally Tinker, 13.8 ppg, 7.8 rpg  
 C—Bill Alexander, 13.4 ppg, 7.4 rpg  
 G—Carl Shetler, 12.9 ppg, 2.5 rpg  
 G—John Mengelt, 19.4 ppg, 4.2 rpg  
 Top Subs—Ronnie Jackson, 6.5 ppg, 3.2 rpg;  
 Randall Walker, 4.6 ppg, 3.2 rpg

**1969-70 (15-11, 11-7 SEC)**

F—Ronnie Jackson, 4.1 ppg, 5.4 rpg  
 F—Henry Harris, 12.5 ppg, 7.5 rpg  
 C—Bill Alexander, 13.6 ppg, 12.1 rpg  
 G—Carl Shetler, 10.7 ppg, 1.6 rpg  
 G—John Mengelt, 26.8 ppg, 6.0 rpg  
 Top Sub—Jimmy Walker, 3.7 ppg, 2.0 rpg

**1970-71 (11-15, 8-10 SEC)**

F—Henry Harris, 11.6 ppg, 6.4 rpg  
 F—Jim Retseck, 14.8 ppg, 11.3 rpg  
 C—Al Leapheart, 11.2 ppg, 8.3 rpg  
 G—John Mengelt, 28.4 ppg, 4.1 rpg  
 G—Jimmy Walker, 4.0 ppg, 2.2 rpg  
 Top Sub—Gary England, 4.5 ppg, 1.5 rpg

**1971-72 (10-16, 6-12 SEC)**

F—Jim Retseck, 16.5 ppg, 9.2 rpg  
 F—Dan Kirkland, 13.4 ppg, 4.7 rpg  
 C—Al Leapheart, 8.2 ppg, 4.2 rpg  
 G—Gary England, 9.2 ppg, 2.3 rpg  
 G—Henry Harris, 11.3 ppg, 6.2 rpg  
 Top Sub—Mike Christian, 8.3 ppg, 1.3 rpg

**1972-73 (6-20, 4-14 SEC)**

F—Albert Johnson, 7.3 ppg, 6.0 rpg  
 F—Gary Redding, 11.5 ppg, 8.2 rpg  
 C—Ralph Smith, 7.3 ppg, 5.1 rpg  
 G—Gary England, 12.8 ppg, 2.3 rpg  
 G—Mike Christian, 12.2 ppg, 3.0 rpg  
 Top Sub—Bob Bond, 5.8 ppg, 4.6 rpg

**1973-74 (10-16, 5-13 SEC)**

F—Gary Redding, 12.0 ppg, 9.4 rpg  
 F—Bob Bond, 5.3 ppg, 5.9 rpg  
 C—Pepto Bolden, 10.5 ppg, 11.6 rpg  
 G—Mike Christian, 14.1 ppg, 2.3 rpg  
 G—Eddie Johnson, 21.8 ppg, 4.0 rpg  
 Top Sub—Bob Osberry, 9.7 ppg, 5.5 rpg

**1974-75 (18-8, 12-6 SEC)**

F—Gary Redding, 14.7 ppg, 10.1 rpg  
 F—Mike Mitchell, 18.4 ppg, 11.4 rpg  
 C—Myles Patrick, 5.8 ppg, 6.2 rpg  
 G—Eddie Johnson, 20.9 ppg, 3.8 rpg  
 G—Stan Pietkiewicz, 9.6 ppg, 2.8 rpg  
 Top Subs—Glenn Moon, 2.6 ppg, 2.7 rpg;  
 Wayne Bracy, 3.8 ppg, 1.2 rpg

**1975-76 (16-10, 11-7 SEC)**

F—Mike Mitchell, 18.7 ppg, 9.6 rpg  
 F—Gary Redding, 13.2 ppg, 8.2 rpg  
 C—Myles Patrick, 7.5 ppg, 6.9 rpg  
 G—Stan Pietkiewicz, 10.1 ppg, 2.7 rpg  
 G—Eddie Johnson, 19.7 ppg, 3.9 rpg  
 Top Sub—Cedrick Hordges, 4.9 ppg, 3.2 rpg

**1976-77 (13-13, 6-12 SEC)**

F—Mike Mitchell, 19.4 ppg, 8.5 rpg  
 F—Pepto Bolden, 10.0 ppg, 9.0 rpg  
 C—Myles Patrick, 9.7 ppg, 6.9 rpg  
 G—Eddie Johnson, 15.6 ppg, 2.6 rpg  
 G—Stan Pietkiewicz, 11.1 ppg, 2.7 rpg  
 Top Sub—Cedrick Hordges, 5.9 ppg, 4.7 rpg

**1977-78 (13-14, 8-10 SEC)**

F—Mike Mitchell, 24.9 ppg, 8.9 rpg  
 F—Myles Patrick, 10.0 ppg, 6.1 rpg  
 C—Bobby Cattage, 8.6 ppg, 6.3 rpg  
 G—Stan Pietkiewicz, 19.1 ppg, 3.6 rpg  
 G—Bubba Price, 7.3 ppg, 2.2 rpg  
 Top Sub—Earl Banks, 6.1 ppg, 6.4 rpg

**1978-79 (13-16, 5-13 SEC)**

F—Rick Valavicius, 14.4 ppg, 4.5 rpg  
 F—Earl Banks, 10.9 ppg, 7.1 rpg  
 C—Bobby Cattage, 15.9 ppg, 9.3 rpg  
 G—Bubba Price, 15.8 ppg, 3.4 rpg  
 G—Lewis Card, 2.6 ppg, 1.8 rpg  
 Top Subs—Eric Stringer, 4.0 ppg, 1.2 rpg;  
 Benny Anthony, 5.6 ppg, 3.7 rpg

**1979-80 (10-18, 5-13 SEC)**

F—Rick Valavicius, 11.1 ppg, 2.8 rpg  
 F—Darrell Lockhart, 8.8 ppg, 5.4 rpg  
 C—Earl Banks, 7.3 ppg, 5.9 rpg  
 G—Bubba Price, 10.9 ppg, 2.6 rpg  
 G—Eric Stringer, 5.2 ppg, 1.6 rpg  
 Top Subs—Benny Anthony, 6.1 ppg, 4.1 rpg;  
 Frank Poindexter, 8.6 ppg, 2.5 rpg;  
 Bobby Cattage, 7.7 ppg, 5.3 rpg

**1980-81 (11-16, 4-14 SEC)**

F—Darrell Lockhart, 11.2 ppg, 6.4 rpg  
 F—Frank Poindexter, 11.5 ppg, 4.1 rpg  
 C—Earl Banks, 11.9 ppg, 7.0 rpg  
 G—Alvin Mumphord, 7.1 ppg, 2.5 rpg  
 G—Byron Henson, 6.2 ppg, 1.8 rpg  
 Top Subs—Eric Stringer, 4.6 ppg, 1.2 rpg;  
 Bobby Cattage, 4.7 ppg, 3.4 rpg

**1981-82 (14-14, 7-11 SEC)**

F—Darrell Lockhart, 11.6 ppg, 5.7 rpg  
 F—Alvin Mumphord, 8.3 ppg, 2.6 rpg  
 C—Charles Barkley, 12.7 ppg, 9.8 rpg  
 G—Odell Mosteller, 15.9 ppg, 3.1 rpg  
 G—Byron Henson, 3.6 ppg, 1.0 rpg  
 Top Subs—Paul Daniels, 1.9 ppg, 1.4 rpg;  
 Greg Turner, 6.1 ppg, 3.1 rpg

**1982-83 (15-13, 8-10 SEC)**

F—Darrell Lockhart, 13.0 ppg, 5.5 rpg  
 F—Chuck Person, 9.3 ppg, 4.6 rpg  
 C—Charles Barkley, 14.4 ppg, 9.5 rpg  
 G—Odell Mosteller, 14.2 ppg, 2.7 rpg  
 G—Paul Daniels, 3.7 ppg, 2.4 rpg  
 Top Subs—Alvin Mumphord, 5.9 ppg, 2.3 rpg;  
 Greg Turner, 4.1 ppg, 2.8 rpg;  
 Byron Henson, 2.7 ppg, 0.6 rpg

**1983-84 (20-11, 12-6 SEC)**

F—Greg Turner, 10.6 ppg, 5.1 rpg  
 F—Chuck Person, 19.1 ppg, 8.0 rpg  
 C—Charles Barkley, 15.1 ppg, 9.5 rpg  
 G—Frank Ford, 7.5 ppg, 3.5 rpg  
 G—Gerald White, 8.0 ppg, 1.6 rpg  
 Top Subs—Vern Strickland, 6.7 ppg, 3.2 rpg;  
 Paul Daniels, 2.5 ppg, 1.3 rpg;  
 Carey Holland, 2.2 ppg, 2.3 rpg;  
 Mark Cahill, 2.3 ppg, 0.6 rpg

**1984-85 (22-12, 8-10 SEC)**

F—Chuck Person, 22.0 ppg, 8.9 rpg  
 F—Chris Morris, 10.4 ppg, 5.0 rpg  
 C—Jeff Moore, 8.2 ppg, 7.1 rpg  
 G—Frank Ford, 11.5 ppg, 4.8 rpg  
 G—Gerald White, 7.9 ppg, 2.5 rpg  
 Top Subs—Carey Holland, 4.8 ppg, 3.6 rpg;  
 Johnny Lynn, 1.2 ppg;  
 Darren Guest, 1.8 ppg, 2.2 rpg;  
 Terrance Howard, 3.1 ppg

**1985-86 (22-11, 13-5 SEC)**

F—Chuck Person, 21.5 ppg, 7.9 rpg  
 F—Chris Morris, 9.8 ppg, 5.2 rpg  
 C—Jeff Moore, 10.9 ppg, 7.1 rpg  
 G—Frank Ford, 11.1 ppg, 4.4 rpg  
 G—Gerald White, 5.3 ppg, 2.6 rpg  
 Top Subs—Mike Jones, 8.7 ppg, 3.4 rpg;  
 Terrance Howard, 2.5 ppg, 0.9 rpg;  
 Johnny Lynn, 2.1 ppg, 0.3 rpg

**1986-87 (18-13, 9-9 SEC)**

F—Mike Jones, 15.8 ppg, 7.2 rpg  
 F—Chris Morris, 13.5 ppg, 7.3 rpg  
 C—Jeff Moore, 17.4 ppg, 9.5 rpg  
 G—Gerald White, 7.6 ppg, 2.4 rpg  
 G—Frank Ford, 12.9 ppg, 6.0 rpg  
 Top Subs—Terrance Howard, 3.7 ppg, 1.3 rpg;  
 Johnny Lynn, 3.2 ppg, 0.9 rpg;  
 Aundrea Davis, 6.8 ppg, 1.5 rpg

**1987-88 (19-11, 11-7 SEC)**

F—John Caylor, 8.9 ppg, 5.0 rpg  
 F—Chris Morris, 20.7 ppg, 9.8 rpg  
 C—Jeff Moore, 18.6 ppg, 9.2 rpg  
 G—Terrance Howard, 8.1 ppg, 2.7 rpg  
 G—Derrick Dennison, 6.6 ppg, 2.6 rpg  
 Top Subs—Johnny Lynn, 3.9 ppg, 1.8 rpg;  
 Matt Geiger, 6.4 ppg, 4.1 rpg;  
 Keenan Carpenter, 4.7 ppg, 1.2 rpg

**1988-89 (9-19, 2-16 SEC)**

F—Kirt Hankton, 8.1 ppg, 5.4 rpg  
 F—Zane Arnold, 3.7 ppg, 4.2 rpg  
 C—Matt Geiger, 15.9 ppg, 6.6 rpg  
 G—Keenan Carpenter, 19.0 ppg, 3.5 rpg  
 G—Derrick Dennison, 12.5 ppg, 4.2 rpg  
 Top Subs—Robert McKie, 6.5 ppg, 5.8 rpg;  
 Dustin Hester, 0.3 ppg, 1.3 rpg;  
 Champ Wrencher, 0.7 ppg, 0.6 rpg;  
 Chris Brandt, 1.8 ppg, 1.5 rpg

**1989-90 (13-18, 8-10 SEC)**

F—Derrick Dennison, 16.0 ppg, 4.4 rpg  
 F—Chris Brandt, 11.7 ppg, 6.5 rpg  
 C—Zane Arnold, 8.2 ppg, 6.5 rpg  
 G—Reggie Gallon, 9.8 ppg, 3.6 rpg  
 G—Ronnie Battle, 17.0 ppg, 3.4 rpg  
 Top Subs—John Caylor, 8.7 ppg, 6.8 rpg;  
 Larry Patrick, 3.5 ppg, 1.4 rpg;  
 Champ Wrencher, 1.2 ppg, 0.3 rpg;  
 Richard Smith, 0.6 ppg, 1.2 rpg

**1990-91 (13-16, 5-13 SEC)**

F—Wesley Person, 15.4 ppg, 5.7 rpg  
 F—Chris Brandt, 5.0 ppg, 3.9 rpg  
 C—Robert McKie, 11.1 ppg, 5.9 rpg  
 G—Reggie Gallon, 9.1 ppg, 3.6 rpg  
 G—Ronnie Battle, 17.0 ppg, 2.6 rpg  
 Top Subs—John Caylor, 7.7 ppg, 5.7 rpg;  
 Zane Arnold, 5.1 ppg, 3.7 rpg;  
 Larry Patrick, 4.5 ppg;  
 Champ Wrencher, 1.7 ppg, 1.2 rpg

**1991-92 (12-15, 5-11 SEC)**

F—Wesley Person, 19.9 ppg, 6.8 rpg  
 F—Aaron Swinson, 14.3 ppg, 7.5 rpg  
 C—Chris Brandt, 10.9 ppg, 4.8 rpg  
 G—Reggie Gallon, 6.4 ppg, 2.0 rpg  
 G—Ronnie Battle, 16.6 ppg, 1.9 rpg  
 Top Subs—Champ Wrencher, 3.9 ppg, 1.4 rpg;  
 Willie Jones, 6.7 ppg, 4.5 rpg;  
 Rod Joyce, 2.8 ppg, 1.5 rpg;  
 Cameron Boozer, 3.1 ppg, 1.5 rpg

**1992-93 (15-12, 8-8 SEC)**

F—Wesley Person, 18.8 ppg, 7.1 rpg  
 F—Aubrey Wiley, 9.4 ppg, 5.1 rpg  
 C—Aaron Swinson, 15.6 ppg, 7.7 rpg  
 G—Reggie Gallon, 8.4 ppg, 2.4 rpg  
 G—Ronnie Battle, 16.5 ppg, 1.4 rpg  
 Top Subs—Mark Hutton, 6.0 ppg, 5.0 rpg;  
 Lance Weems, 1.7 ppg, 1.0 rpg

**1993-94 (11-17, 3-13 SEC)**

F—Wesley Person, 22.2 ppg, 6.4 rpg  
 F—Aubrey Wiley, 11.8 ppg, 9.3 rpg  
 C—Aaron Swinson, 20.7 ppg, 8.1 rpg  
 G—Shawn Stuart, 2.5 ppg, 2.4 rpg  
 G—Wes Flanigan, 6.5 ppg, 4.9 rpg  
 Top Subs—Lance Weems, 10.4 ppg, 2.5 rpg;  
 Leonard Smith, 4.1 ppg, 1.3 rpg;  
 Pat Burke, 4.0 ppg, 2.9 rpg

**1994-95 (16-13, 7-9 SEC)**

F—Chris Davis, 11.6 ppg, 6.1 rpg  
 C—Pat Burke, 9.0 ppg, 4.8 rpg  
 G—Wes Flanigan, 8.9 ppg, 2.9 rpg  
 G—Lance Weems, 13.2 ppg, 3.3 rpg  
 G—Moochie Norris, 12.5 ppg, 4.9 rpg  
 Top Subs—Ray Donald, 9.5 ppg, 4.6 rpg;  
 Franklin Williams, 7.8 ppg, 4.4 rpg;  
 Jim Costner, 3.0 ppg, 2.2 rpg

**1995-96 (19-13, 6-10 SEC)**

F—Franklin Williams, 10.4 ppg, 4.8 rpg  
 C—Pat Burke, 11.0 ppg, 8.7 rpg  
 G—Wes Flanigan, 13.4 ppg, 6.7 rpg  
 G—Lance Weems, 13.4 ppg, 3.6 rpg  
 G—Ray Donald, 8.7 ppg, 3.3 rpg  
 Top Subs—Derek Caldwell, 6.2 ppg, 1.8 rpg;  
 Bryant Smith, 3.6 ppg, 2.0 rpg;  
 Alvin Jefferson, 3.3 ppg, 3.1 rpg

**1996-97 (16-15, 6-10 SEC)**

F—Franklin Williams, 7.9 ppg, 4.2 rpg  
 C—Pat Burke, 11.0 ppg, 7.0 rpg  
 G—Wes Flanigan, 11.0 ppg, 4.5 rpg  
 G—Daymeon Fishback, 7.8 ppg, 2.5 rpg  
 G—Doc Robinson, 6.2 ppg, 3.1 rpg  
 Top Subs—Bryant Smith 8.1 ppg, 4.2 rpg;  
 Derek Caldwell 5.8 ppg, 1.9 rpg;  
 Alvin Jefferson 4.3 ppg, 4.1 rpg;  
 Mamadou N'diaye 3.0 ppg, 2.5 rpg

**1997-98 (16-14, 7-9 SEC)**

F—Bryant Smith, 13.3 ppg, 6.6 rpg  
 F—Franklin Williams, 7.4 ppg, 3.8 rpg  
 C—Mamadou N'diaye, 8.0 ppg, 6.9 rpg  
 G—Doc Robinson, 12.4 ppg, 4.4 rpg  
 G—Scott Pohlman, 10.6 ppg, 2.6 rpg  
 Top Subs—Daymeon Fishback 6.9 ppg, 3.2 rpg;  
 Adrian Chilliest, 2.4 ppg, 3.5 rpg;  
 Randy Hughes 7.1 ppg, 5.8 rpg;  
 Derek Caldwell 3.4 ppg, 1.2 rpg

**1998-99****(29-4, 14-2 SEC • Champions)**

F—Chris Porter, 16.0 ppg, 8.6 rpg  
 F—Bryant Smith, 11.0 ppg, 6.2 rpg  
 C—Mamadou N'diaye, 7.2 ppg, 7.5 rpg  
 G—Doc Robinson, 11.5 ppg, 5.0 rpg  
 G—Scott Pohlman, 11.8 ppg, 2.2 rpg  
 Top Subs—Jay Heard, 6.2 ppg, 2.2 rpg;  
 Mack McGadney, 5.1 ppg, 3.1 rpg;  
 Daymeon Fishback, 4.5 ppg, 2.2 rpg;  
 Reggie Sharp, 3.5 ppg, 1.2 rpg;  
 Adrian Chilliest, 1.7 ppg, 2.5 rpg

**1999-00 (24-10, 9-7 SEC)**

F—Chris Porter, 14.6 ppg, 7.3 rpg  
 C—Mamadou N'diaye, 8.9 ppg, 7.9 rpg  
 G—Daymeon Fishback, 9.6 ppg, 4.1 rpg  
 G—Doc Robinson, 11.5 ppg, 5.1 rpg  
 G—Scott Pohlman, 9.9 ppg, 2.3 rpg  
 Top Subs—Mack McGadney, 7.2 ppg, 4.8 rpg;  
 Marquis Daniels, 4.5 ppg, 2.6 rpg;  
 Jay Heard, 3.6 ppg, 3.2 rpg;  
 Reggie Sharp, 3.2 ppg;  
 Jamison Brewer, 2.3 ppg, 1.9 rpg

**2000-01 (18-14, 7-9 SEC)**

F—Marquis Daniels, 15.7 ppg, 7.0 rpg  
 C—Kyle Davis, 4.8 ppg, 5.9 rpg, 2.8 bpg  
 G—Adam Harrington, 15.5 ppg, 4.3 rpg  
 G—Scott Pohlman, 12.5 ppg, 2.2 rpg  
 G—Jamison Brewer, 8.4 ppg, 7.2 rpg, 5.8 rpg  
 Top Subs—Mack McGadney, 15.0 ppg,  
 8.3 rpg (only played 8 games, tore ACL);  
 Lincoln Glass, 7.2 ppg;  
 Abdou Diame, 7.0 ppg, 3.3 rpg;  
 Reggie Sharp, 2.1 ppg

**2001-02 (12-16, 4-12 SEC)**

F—Marquis Daniels, 11.6 ppg, 5.3 rpg  
 C—Kyle Davis, 5.6 ppg, 5.1 rpg, 3.3 bpg  
 G—Adam Harrington, 10.1 ppg, 3.5 rpg  
 G—Derrick Bird, 10.6 ppg, 3.2 rpg  
 G—Lewis Monroe, 2.7 ppg, 2.2 rpg, 2.5 apg  
 Top Subs—Brandon Robinson, 8.5 ppg, 5.2 rpg;  
 Marco Killingsworth, 7.8 ppg, 4.2 rpg

**2002-03 (22-12, 8-8 SEC)**

F—Marquis Daniels, 18.4 ppg, 6.2 rpg  
 F—Marco Killingsworth, 13.3 ppg, 6.4 rpg  
 C—Kyle Davis, 6.3 ppg, 5.9 rpg, 3.7 bpg  
 G—Derrick Bird, 9.8 ppg, 2.9 rpg  
 G—Lewis Monroe, 6.2 ppg, 2.4 rpg, 3.3 apg  
 Top Subs—Brandon Robinson, 8.2 ppg, 4.5 rpg;  
 Nathan Watson, 5.9 ppg, 3.2 rpg

**2003-04 (14-14, 5-11 SEC)**

F—Brandon Robinson, 12.0 ppg, 6.7 rpg  
 F—Marco Killingsworth, 13.7 ppg, 6.9 rpg  
 C—Kyle Davis, 6.5 ppg, 6.8 rpg, 2.6 bpg  
 G—Ian Young, 10.0 ppg, 2.3 rpg, 2.4 apg  
 G—Lewis Monroe, 6.1 ppg, 3.6 apg, 1.5 rpg  
 Top Subs—Nathan Watson, 7.5 ppg, 2.7 rpg;  
 Quinnel Brown 7.1 ppg, 3.0 rpg;  
 Ronny LeMelle 6.0 ppg, 2.1 rpg;  
 Troy Gaines 3.8 ppg;  
 Dwayne Curtis 2.9 ppg, 2.3 rpg

**2004-05 (14-17, 4-12 SEC)**

F—Quinnel Brown, 12.8 ppg, 6.0 rpg  
 G—Toney Douglas, 16.9 ppg, 5.3 rpg  
 G—Ian Young, 13.3 ppg, 4.1 rpg, 4.0 apg  
 G—Nathan Watson, 11.3 ppg, 5.7 rpg  
 G—Daniel Hayles, 6.0 ppg, 3.1 rpg  
 Top Subs—Frank Tolbert, 6.9 ppg, 3.0 rpg;

**2005-06 (12-16, 4-12 SEC)**

F—Korvotney Barber, 6.8 ppg, 4.8 rpg  
 G—Ronny LeMelle, 12.8 ppg, 3.8 rpg  
 G—Rasheem Barrett, 11.1 ppg, 3.0 rpg  
 G—Frank Tolbert, 9.1 ppg, 3.5 rpg  
 G—Quantez Robertson, 8.0 ppg, 4.6 apg, 4.1 rpg  
 Top Subs—Josh Dollard, 9.1 ppg, 4.4 rpg;  
 Daniel Hayles, 5.8 ppg, 3.1 rpg

**2006-07 (17-15, 7-9 SEC)**

F—Josh Dollard, 12.5 ppg, 7.0 rpg  
 F—Korvotney Barber, 11.3 ppg, 6.6 rpg  
 F—Quan Prowell, 12.0 ppg, 5.3 rpg  
 G—Frank Tolbert, 11.8 ppg, 4.8 rpg  
 G—Quantez Robertson, 8.2 ppg, 5.1 apg  
 G—Rasheem Barrett, 11.0 ppg, 3.9 rpg  
 G—DeWayne Reed, 5.4 ppg, 3.0 apg

**2007-08 (14-16, 4-12 SEC)**

F—Quan Prowell, 15.0 ppg, 6.3 rpg  
 F—Korvotney Barber, 13.8 ppg, 6.9 rpg  
 G—Frank Tolbert, 13.4 ppg, 5.2 rpg  
 G—Quantez Robertson, 7.8 ppg, 4.1 apg  
 G—Rasheem Barrett, 13.6 ppg, 4.0 rpg  
 G—DeWayne Reed, 8.9 ppg, 3.7 apg  
 F—Lucas Hargrove, 7.8 ppg, 4.4 rpg

**2008-09 (24-12, 10-6 SEC)**

F—Korvotney Barber, 12.8 ppg, 9.6 rpg  
 G—DeWayne Reed, 13.2 ppg, 2.6 rpg  
 G—Tay Waller, 12.1 ppg, 2.8 rpg  
 G—Rasheem Barrett, 9.9 ppg, 3.5 rpg  
 G—Quantez Robertson, 6.0 ppg, 3.9 rpg, 3.2 apg  
 Top Subs—Lucas Hargrove, 8.1 ppg, 5.3 rpg;  
 Frankie Sullivan, 7.6 ppg, 1.9 rpg;  
 Brendon Knox, 2.5 ppg, 1.7 rpg;  
 Johnnie Lett, 2.8 ppg, 3.4 rpg

**2009-10 (15-17, 6-10 SEC)**

F—Lucas Hargrove, 12.8 ppg, 7.0 rpg  
 F—Johnnie Lett, 1.9 ppg, 3.2 rpg  
 G—DeWayne Reed, 16.2 ppg, 4.3 apg  
 G—Tay Waller, 15.3 ppg, 3.8 rpg  
 G—Frankie Sullivan, 12.7 ppg, 3.7 rpg  
 Top Subs—Brendon Knox, 8.7 ppg, 3.9 rpg;  
 Earnest Ross, 2.8 ppg, 3.0 rpg;  
 Kenny Gabriel, 2.8 ppg, 1.4 rpg;  
 Andre Malone, 2.7 ppg, 1.9 rpg;  
 Ty Armstrong, 2.0 ppg, 1.6 rpg

**2010-11 (11-20, 4-12 SEC)**

F—Rob Chubb, 7.6 ppg, 3.8 rpg  
 F—Kenny Gabriel, 10.3 ppg, 5.8 rpg  
 G—Earnest Ross, 13.1 ppg, 6.6 rpg  
 G—Josh Wallace, 5.7 ppg, 3.9 apg, 1.7 spg  
 G—Allen Payne, 5.6 ppg, 2.9 rpg  
 Top Subs—Frankie Sullivan, 8.2 ppg, 3.0 apg, 2.5 spg;  
 Chris Denson, 5.9 ppg, 1.6 rpg;  
 Josh Langford, 4.6 ppg, 2.6 rpg;  
 Adrian Forbes, 3.6 ppg, 2.7 rpg;  
 Tony Neysmith, 2.4 ppg, 1.4 apg, 1.3 rpg

**2011-12 (15-16, 5-11 SEC)**

F—Kenny Gabriel, 12.2 ppg, 7.3 rpg, 2.3 bpg  
 F—Allen Payne, 4.3 ppg, 4.0 rpg  
 C—Rob Chubb, 8.1 ppg, 5.1 rpg  
 G—Josh Wallace, 3.4 ppg, 2.2 apg, 1.3 rpg  
 G—Frankie Sullivan, 12.6 ppg, 3.9 rpg, 2.3 apg  
 Top Subs—Varez Ward, 9.0 ppg, 3.8 apg, 3.1 rpg;  
 Chris Denson, 8.7 ppg, 1.8 rpg, 1.1 apg;  
 Josh Langford, 5.2 ppg, 2.1 rpg;  
 Adrian Forbes, 2.4 ppg, 3.0 rpg;  
 Noel Johnson, 2.1 ppg, 1.5 rpg;  
 Willy Kouassi, 1.6 ppg, 2.6 rpg

**2012-13 (9-23, 3-15 SEC)**

F—Allen Payne, 7.7 ppg, 4.6 rpg  
 C—Rob Chubb, 8.8 ppg, 6.6 rpg  
 G—Shaquille Johnson, 5.3 ppg, 3.0 rpg  
 G—Frankie Sullivan, 14.5 ppg, 2.8 apg  
 G—Josh Wallace, 4.1 ppg, 2.8 apg  
 Top Subs—Chris Denson, 11.9 ppg, 3.0 rpg;  
 Jordan Price, 5.4 ppg, 1.8 rpg;  
 Asaahn Dixon-Tatum, 3.7 ppg, 4.4 blks

**2013-14 (14-16, 6-12 SEC)**

F—Allen Payne, 7.6 ppg, 5.4 rpg  
 C—Asaahn Dixon-Tatum, 6.0 ppg, 6.0 rpg  
 G—KT Harrell, 18.3 ppg, 4.0 rpg  
 G—Chris Denson, 19.1 ppg, 4.3 rpg  
 G—Tahj Shamsid-Deen, 9.5 ppg, 2.9 apg  
 Top Subs—Dion Wade, 3.0 ppg;  
 Malcolm Canada, 2.8 ppg;  
 Matthew Atewe, 1.5 ppg, 3.4 rpg

**2014-15 (15-20, 4-14 SEC)**

G—KT Harrell, 18.5 ppg, 3.0 rpg  
 G—Antoine Mason, 14.4 ppg, 2.4 rpg  
 G—K.C. Ross-Miller, 7.1 ppg, 2.4 apg, 1.5 spg  
 F—Jordon Granger, 4.9 ppg, 3.4 rpg  
 F—Cinmeon Bowers, 12.1 ppg, 9.6 rpg  
 Top Subs—Tahj Shamsid-Deen, 6.1 ppg, 1.5 apg;  
 Malcolm Canada, 5.7 ppg, 2.0 apg

**2015-16 (11-20, 5-13 SEC)**

G—Kareem Cauty, 18.3 ppg, 3.0 rpg  
 G—T.J. Dunans, 11.6 ppg, 3.4 apg, 2.5 rpg  
 G—TJ Lang, 7.1 ppg, 2.1 rpg, 0.7 apg  
 F—Tyler Harris, 13.9 ppg, 7.7 rpg, 1.3 apg  
 F—Cinmeon Bowers, 10.5 ppg, 9.6 rpg  
 Top Subs—Bryce Brown, 10.1 ppg, 1.8 apg;  
 Horace Spencer, 5.1 ppg, 4.9 rpg, 2.1 bpg;  
 Jordon Granger, 4.7 ppg, 2.3 rpg

**2016-17 (18-14, 7-11 SEC)**

F—Danjel Purifoy, 11.5 ppg, 4.7 rpg  
 C—Austin Wiley, 8.8 ppg, 4.7 rpg  
 G—Jared Harper, 11.4 ppg, 3.0 apg, 1.9 rpg  
 G—Bryce Brown, 7.5 ppg, 2.0 rpg, 1.3 apg  
 G—Mustapha Heron, 15.2 ppg, 6.1 rpg  
 Top Subs—T.J. Dunans, 8.2 ppg, 3.5 rpg, 2.5 apg;  
 Ronnie Johnson, 7.8 ppg, 1.8 rpg, 2.3 apg;  
 Anfernee McLemore, 5.4 ppg, 4.5 rpg, 1.2 bpg;  
 TJ Lang, 4.3 ppg, 1.8 rpg;  
 Horace Spencer, 4.8 ppg, 3.4 rpg, 1.5 bpg

**2017-18****(26-8, 13-5 SEC • SEC Champions)**

F—Anfernee McLemore, 7.4 ppg, 5.3 rpg, 2.7 bpg  
 F—Desean Murray, 10.1 ppg, 6.7 rpg  
 G—Mustapha Heron, 16.4 ppg, 5.3 rpg  
 G—Bryce Brown, 15.9 ppg, 2.0 rpg  
 G—Jared Harper, 13.2 ppg, 5.4 apg  
 Top Subs—Chuma Okeke, 7.5 ppg, 5.8 rpg;  
 Malik Dunbar, 5.4 ppg, 2.4 rpg;  
 Horace Spencer, 4.7 ppg, 4.9 rpg;  
 Davion Mitchell, 3.7 ppg, 1.9 apg

**2018-19****(30-10, 11-7 SEC • Final Four)**

F—Anfernee McLemore, 6.7 ppg, 4.0 rpg  
 F—Chuma Okeke, 12.0 ppg, 6.8 rpg  
 G—Bryce Brown, 15.9 ppg, 2.1 rpg  
 G—Jared Harper, 15.3 ppg, 5.8 apg  
 G—Samir Doughty, 7.3 ppg, 3.5 rpg  
 Top Subs—Austin Wiley 6.9 ppg, 4.0 rpg;  
 Malik Dunbar, 6.6 ppg, 3.2 rpg;  
 Horace Spencer, 4.2 ppg, 4.0 rpg;  
 J'Von McCormick, 4.1 ppg, 1.4 apg

**2019-20 (25-6, 12-6 SEC)**

F-Isaac Okoro, 12.9 ppg, 4.4 rpg  
 F-Danjel Purifoy, 8.5 ppg, 4.4 rpg  
 C-Austin Wiley, 10.6 ppg, 9.3 rpg  
 G-Samir Doughty, 16.7 ppg, 3.9 rpg  
 G-J'Von McCormick, 11.6 ppg, 4.5 apg  
 Top Subs-Anfernee McLemore, 6.8 ppg, 4.4 rpg;  
 Devan Cambridge, 4.2 ppg, 2.3 rpg;  
 Jamal Johnson, 3.5 ppg, 1.3 rpg;  
 Allen Flanigan, 3.2 ppg, 2.7 rpg

**2020-21 (13-14, 7-11 SEC)**

F-JT Thor, 9.4 ppg, 5.0 rpg  
 F-Jaylin Williams, 10.9 ppg, 4.7 rpg  
 G-Jamal Johnson, 9.4 ppg, 2.5 rpg  
 G-Allen Flanigan, 14.3 ppg, 5.5 rpg, 2.9 apg  
 G-Devan Cambridge, 8.9 ppg, 3.6 rpg  
 G-Sharife Cooper, 20.2 ppg, 8.1 apg  
 Top Subs-Dylan Cardwell, 3.8 ppg, 3.6 rpg;  
 Chris Moore, 2.8 ppg, 2.0 rpg  
 Babatunde Akingbola, 1.9 ppg, 2.6 rpg  
 Javon Franlin, 1.3 ppg, 1.6 ppg

**2021-22****(28-6, 15-3 SEC • SEC Champions)**

F-Jabari Smith, 16.9 ppg, 7.4 rpg  
 F/C-Walker Kessler, 11.4 ppg, 8.1 rpg, 4.6 bpg  
 G-K.D. Johnson, 12.3 ppg, 2.9 rpg, 1.6 apg  
 G-Zep Jasper, 5.1 ppg, 1.3 rpg, 2.1 apg  
 G-Allen Flanigan, 6.3 ppg, 3.5 rpg  
 Top Subs-Wendell Green Jr., 12.0 ppg, 5.1 apg;  
 Jaylin Williams, 5.6 ppg, 2.7 rpg;  
 Devan Cambridge, 5.3 ppg, 3.6 rpg;  
 Dylan Cardwell, 3.0 ppg, 3.0 rpg, 1.2 bpg

**2022-23****(21-13, 10-8 SEC)**

F-Jaylin Williams, 11.2 ppg, 4.7 rpg  
 F - Johni Broome, 14.2 ppg, 8.4 rpg, 2.4 bpg  
 G-Wendell Green Jr., 13.7 ppg, 3.2 rpg, 4.1 apg  
 G-Zep Jasper, 2.8 ppg, 0.9 rpg, 0.4 spg  
 G-Allen Flanigan, 10.1 ppg, 5.0 rpg  
 Top Subs-K.D. Johnson, 8.9 ppg, 1.1 spg;  
 Dylan Cardwell, 3.7 ppg, 3.8 rpg, 1.3 bpg;  
 Chris Moore, 3.5 ppg, 2.1 rpg;  
 Tre Donaldson, 2.5 ppg, 1.2 apg;  
 Lior Berman, 2.2 ppg, 1.2 rpg

# ALL-TIME LETTERWINNERS

## A

Adams, Jeff 1977-78-79  
Akin, J.C. 1926-27-28  
Akingbola, Babatunde 2020-21-22-23  
Aihe, Francis 2009  
Alexander, Bill 1968-69-70 (C)  
Alexander, Haston 2023-Present  
Allison, Zach 2016  
Anthony, Benny 1977-78-79-80  
Ariail, D.W. 1932-33-34 (C)  
Armstrong, Ty 2010-11  
Arnold, Jamaal 2003  
Arnold, William 1914  
Arnold, Zane 1989-90-91(C)  
Arthur, R.A. 1933  
Ash, Tim 1970-71  
Atewe, Matthew 2014-15  
Austin, Greg 1970

## B

Baggett, Matt 2002  
Banks, Earl 1978-79-80-81 (C)  
Banks, Michael (mgr.) 2014  
Barber, Korvotney 2006-07-08-09(C)  
Barker, Charlton 1999-2000-01-02  
Barkley, Charles 1982-83-84  
Barks, Earl 1924-25  
Barks, Hub 1918-19-20-21  
Barlow, Keydrick (mgr.) 2008-11  
Barnes, Woodrow 1934-35-36  
Barnhizer, Mark 1977-79  
Barrett, Rasheem 2006-07-08-09  
Bass, Stephen 2015  
Battle, Ronnie 1990-91-92-93  
Baugh, Stephen (mgr.) 2008-09-10-11  
Bearden, J.B. 1958  
Beasley, Bob 1920  
Beasley, Jeremy 1997  
Beatty, Travis 1953  
Beavers, Tim 1972-73-74  
Bedgood, Lance (mgr.) 2000  
Berman, Lior 2020-Present  
Bickerstaff, Donald 1945  
Bird, Derrick 2002-03 (C)  
Blackwell, John 1962-63-64 (C)  
Blackstock, Cole 2016-17-18-19  
Bolden, Pepto 1974-75-76 (C)  
Bolling, Rick 1982-83  
Bond, Bobby 1973-74-75-76  
Boozer, Cameron 1992  
Bota, Marin 2001  
Bowen, Sam 1958  
Bowers, Cinmeon 2015-16

Bracy, Wayne 1975-76-77-78  
Brandt, Chris 1989-90-91-92 (C)  
Brawner, Roy 1948-49-50-51 (C)  
Brewer, Jamison 2000-01  
Bridges, O.W. 1917-18  
Brooks, Ryan 2007-08  
Broome, Johni 2023-Present  
Brown, Bryce 2016-17-18-19  
Brown, Earnest 1996  
Brown, L.C. 1934-35  
Brown, Nick (mgr.) 1988-89-90-91-92  
Brown, Quinnet 2004-05 (C)  
Buisson, Bobby 1965-66-67 (C)  
Burbage, Jesse 1915-16  
Burgess, Quinton 1945-46  
Burgess, Thad 1979  
Burke, Pat 1994-95-96-97 (C)  
Burke, T.G. 1911-12  
Burlison, R.A. 1909  
Burnett, John 1962-63  
Burton, Herbert 1943  
Butcher, Donnie 1983

## C

Cahill, Mark 1981-82-83-84  
Caldwell, Derek 1996-97-98  
Calton, Donny 2000-01-02-03  
Cambridge, Devan 2020-21-22  
Cameron, Joey 2006  
Campbell, Scott 2005  
Canada, Malcolm 2014-15  
Canty, Kareem 2016  
Canzoneri, A.G. 1941-42-43 (C)  
Card, Lewis 1979  
Cardwell, Dylan 2021-Present  
Cardwell, Kim (mgr.) 1982  
Carley, Ryan (mgr.) 2012  
Carpenter, Keenan 1988-89  
Cart, Larry 1963  
Carter, Kenny 1980  
Carter, Wilmer 1915-16  
Cattage, Bobby 1978-79-80-81  
Caylor, John 1987-88-90-91 (C)  
Chandler, Terry 1956-57-58  
Chapman, Larry 1962-63-64 (C)  
Childers, Edron 1937-38  
Chilliest, Adrian 1996-97-98-99  
Christian, Mike 1972-73-74 (C)  
Christian, Tim 1967  
Chubb, Rob 2010-11-12-13  
Clark, Reid 1995-96  
Clements, E.E. 1913-14-15  
Cochran, John 1952-53-54

Cohen, Mike 2017  
Collier, Thomas 2018-19-20  
Coleman, Thomas 1957  
Cook, D. 1914  
Cook, F. 1913  
Cook, Preston 2019-20-21-22  
Cooper, Scott (mgr.) 2000-01  
Cooper, Sharife 2021  
Corley, Chris (mgr.) 1992-93-94-95  
Costner, Jim 1994-95  
Coward, Pat 1970-71  
Cox, Dan 1974-75  
Craft, Collier (mgr.) 2002  
Creel, Eugene M. 1923-24  
Cressman, Ty 2022  
Crew, W.R. 1936  
Croker, D.C. 1907  
Culverhouse, H.G. 1909  
Cunningham, Cole (mgr.) 2007-08  
Cunningham, David 1975  
Curlee, A.D. 1936-37-39  
Curtis, Dwayne 2004

## D

Daniel, Ryan 2005  
Daniels, Marquis 2000-01-02-03(C)  
Daniels, Paul 1981-82-83-84  
Davis, Aundrae 1987  
Davis, Chris 1995  
Davis, J.E. 1911  
Davis, Kyle 2001-02-03-04 (C)  
Davis, Leroy 1995  
Dawson, Bill 1951  
Dawson, William 1947  
Dean, Myers (mgr.) 2008-09-10-11  
DeFore, Lee 1964-65-66 (C)  
Dennison, Derrick 1987-88-89-90 (C)  
Denson, Chris 2011-12-13-14  
Derozan, Kyle 2005  
Devaney, Jim 1980  
Deschamps, Dale 1975-76  
Diame, Abdou 2001  
Diamond, Jim 1954-55-56  
Dickinson, R.A. 1940  
Dixon-Tatum, Asaahn 2013-14  
Dollard, Josh 2006-07  
Donald, Ray 1995-96 (C)  
Donaldson, Tre 2023-Present  
Dooley, Vince 1952  
Doughty, Samir 2019-20  
Douglas, Toney 2005  
Dowell, William 1922  
Dreyfus, S.C. 1908

Drum, Jake 2009-10-11-12  
 Dryer, T.B. 1907-08  
 Dubose, Frank 1927-28-29  
 Dudley, Charles 1922-23 (C)  
 Ducote, R.J. 1916-18  
 Duke, Jesse 1922-23-24  
 Dunans, T.J. 2016-17  
 Dunbar, Malik 2018-19  
 Dunbar, Robert 1941  
 Duncan, Benton 1948-49  
 Duncan, J.R. 1912-14  
 Dundley, Charley 1920

**E**

Eaddy, Bill 1989  
 Eaves, Joel 1935-36-37 (C)  
 Edun, Moses 2004-05-06  
 Edwards, Thomas H., Jr. 1937-38-39  
 Ellis, Frank H. 1934  
 Ellis, G.J. 1926-27-28  
 England, Gary 1971-72-73 (C)  
 Evans, G.D. 1925  
 Evans, G.P. 1926  
 Evola, Harrison (mgr.) 2014

**F**

Faircloth, Tee 1966-67  
 Farish, J.P., Jr. 1951-52-53 (C)  
 Fells, Orenn 2001  
 Fenn, Robert 1952-53  
 Fenton, W.V. 1934  
 Fibbe, Jimmy 1959-60-61 (C)  
 Fibbe, Tommy 1964-65-66  
 Fickling, William A. 1952-53-54  
 Finney, C.E. 1943  
 Fishback, Daymeon 1997-98-99-00  
 Fitten, Sam 1982  
 Flanigan, Allen 2020-21-22-23  
 Flanigan, Wes 1994-95(C)-96(C)-97(C)  
 Floyd, John (mgr.) 75-76-77-78  
 Floyd, M.H. 1916-17-18-19  
 Forbes, Adrian 2011-12  
 Forbes, C.M. 1914-15  
 Ford, Frank 1984-85-86-87  
 Franklin, Javon 2020-21  
 Franklin, Jim (mgr.) 1986  
 Frederick, Rex 1957-58-59 (C)  
 Fucci, Dom 1976  
 Fuller, Herbert 1945

**G**

Gabriel, Kenny 2010-11-12  
 Gaines, Troy 2003-04-05  
 Gallina, Ted (mgr.) 1992-93-94  
 Gallon, Reggie 1990-91-92-93 (C)  
 Gardner, David (mgr.) 1998-99-00  
 Geiger, Matt 1988-89  
 Gibson, D. 1907-08  
 Gibson, Ray 1938-39-40  
 Gilbert, Porter 1959-60-61 (C)

Givan, Alex (mgr.) 2005-06  
 Glasgow, Jack 1948-49-50-51  
 Glass, Lincoln 2001  
 Godfrey, Gary 1982-85-86  
 Godfrey, Julian (mgr.) 2006-07  
 Gomillion, John 1998  
 Gordy, J. 1910  
 Gordy, S. 1909  
 Gray, W.R. 1925-26  
 Granger, Jordon 2013-14-15-16  
 Gregory, Bill 1956-57-59  
 Green Jr., Wendell 2022-23  
 Greene, Jr., Brian 2013  
 Greene, Herbert 1964-65-66  
 Griciunas, Benas 2014  
 Groover, Ray 1959-60-61  
 Guest, Darren 1985  
 Guy, Freddie 1963-64-65 (C)

**H**

Hahn, Fred 1922-23-24 (C)  
 Hahn, Hub 1918-19-20-21  
 Hall, S. 1909  
 Hall, S.S. 1926-27  
 Hall, W.H. 1917-18  
 Hall, W.R. 1917  
 Hamilton, David 1999  
 Hankton, Kirt 1989  
 Haralson, Melvin 1986-87  
 Hargrove, Lucas 2007-08-09-10 (C)  
 Harper, Jalen 2023-Present  
 Harper, Jared 2017-18-19  
 Harrell, KT 2014-15  
 Harrington, Adam 2001-02 (C)  
 Harris, Henry 1970-71-72 (C)  
 Harris, Tyler 2016  
 Harrison, Joe 1922-23-24 (C)  
 Hart, Henry 1957-59-60 (C)  
 Hart, Jerry (mgr.) 1960  
 Hart, Taylor 1979  
 Hatfield, L.L. 1930-31-32 (C)  
 Hawkins, E.A. 1940-41-42  
 Hayes, Earl 1982-83  
 Hayles, Daniel 2005-06  
 Haynes, Doyle 1954  
 Head, Alan (mgr.) 2002  
 Heard, Jay 1999-2000  
 Helmlinger, John 1960-61-62  
 Henderson, Ted 1977  
 Henry, Lamar 1964  
 Henson, Byron 1980-81-82-83  
 Heramb, Matt 2007-08  
 Heron, Mustapha 2017-18  
 Hester, Dustin 1989  
 Hill, Edward 1947  
 Hill, George 1948-49-50-51  
 Hill, Howard 1922  
 Hitt, Dwight 1950  
 Hoehle, Gene 1950  
 Holland, Carey 1984-85

Holmes, C.J. 2013-14-15  
 Holmes, J.C. 1937-38-39  
 Hood, Jeffrey (mgr.) 2003  
 Hopkins, Sam (mgr.) 2012-13  
 Hordges, Cedrick 1976-77  
 Howard, Terrance 1985-86-87-88  
 Howell, Alex 1967-68 (C)  
 Howell, Brett 2005-06  
 Howell, Rex 1966  
 Hudson, J.T. 1917  
 Hughes, Randy 1998  
 Huff, John 1939-40  
 Hurt, David 1967-68-69  
 Hutton, Mark 1993

**I**

Ingram, Billy Bob 1962-63

**J**

Jackson, Ron 1968-69-70  
 Jacobs, Dan (mgr.) 1968-69  
 James, Ebb 1927-28  
 James, Fob 1926-27-28 (C)  
 James, Louie 1928-29-30  
 James, Tim 1982  
 Jasper, Zep 2022-23  
 Jasquith, Andre 1995  
 Jefferson, Alvin 1996  
 Jenkins, George 1932-33  
 Johns, Layton 1960-61-62-63 (C)  
 Johnson, Albert 1972-73  
 Johnson, Bob 1969  
 Johnson, Chris (mgr.) 2013  
 Johnson, Eddie 1974-75-76 (C)  
 Johnson, J.L. 1943  
 Johnson, Jamal 2020-21  
 Johnson, K.D. 2022-Present  
 Johnson, Noel 2012-13  
 Johnson, Ronnie 2017  
 Johnson, Shaquille 2013  
 Johnston, Manley 1958  
 Jones, Bruce 1923-24  
 Jones, C.A. 1916-17  
 Jones, Frank 1906  
 Jones, Matt (mgr.) 2011  
 Jones, Mike 1986-87  
 Jones, Mike (mgr.) 1986  
 Jones, Rob 1985-86-87  
 Jones, Tyrell 2020-21  
 Jones, Willie 1992  
 Jordan, J.R. 1930-31-32 (C)  
 Joyce, Rod 1992-93

**K**

Kaley, C.P. 1931-32-33 (C)  
 Kaley, W.E. 1925-27  
 Keel, Tim (mgr.) 2005-06-07  
 Keim, Patrick 2015-16-17-18  
 Kemp, John (mgr.) 1986  
 Kessler, Walker 2022



Kidd, Adam (mgr.) 2001  
Killingsworth, Marco 2002-03-04  
Kinlaw, D.C. 1948  
Kirkland, Dan 1971-72  
Kirkland, K. Mack 1962-63  
Kirkpatrick, Bill 1953-54-55 (C)  
Kitchens, Brad (mgr.) 1982  
Knox, Brendon 2009-10  
Kosmala, Daniel (mgr.) 2012  
Kouassi, Willy 2012  
Krezminski, Ted 1946  
Krivacs, Jim 1975

## L

Lacey, J.E. 1912-13  
Lacey, W.M. 1906-07  
Lacy, John 1920  
Lancaster, Rod 1945-46  
Lang, TJ 2015-16-17  
Lanford, Dan 1948-49-50-51 (C)  
Langford, Josh 2011-12  
Lassiter, Jack 1921  
Lawson, H.B. 1930-31-32  
Lawson, Scott (mgr.) 1991-92  
Leapheart, Al 1970-71-72  
Lee, Jason (mgr.) 2003-04-05  
Lee, Jimmy 1957-58-59 (C)  
LeMelle, Ronny 2004-05-06 (C)  
Leonard, Jimmy 1960-61  
Leopard, Chandler 2021-22-23  
Lett, Johnnie 2009-10  
Lewis, Johnathan 2001-03-04  
Lewis, Kelvin 2007  
Locke, T.C. 1909-10  
Lockhart, Darrell 1980-81-82-83 (C)  
Lollar, Chris 2003-04  
Louisell, William 1915  
Loyless, Jimmy Ray (mgr.) 1973-74-75-76  
Lumpkin, T.W. 1930-31-32  
Luquire, Adam 2007-08  
Lynn, Bill 1949-50 (C)  
Lynn, Johnny 1985-86-87-88

## M

Maasdorp, Chase 2019-21-22  
Mack, Kendell 1998  
Macoy, Will 2017-18-19-20  
Magri, Ernie 1972-73  
Major, E.A. 1909-10-11-12-13  
Malone, Andre 2010  
Manci, Frank 1940-41-42  
Mandula, Bob 1973-74  
Martello, Vince 1981  
Martin, James 1952-53-54  
Martin, Terry 1984  
Mason, Antoine 2015  
Mason, Sam 1933  
Mastin, Alex (mgr.) 2012-13  
Mays, Bob (mgr.) 1960  
McAfee, Emmett 1949

McCormick, J'Von 2019-20  
McCullough, John (mgr.) 1972-73-74  
McFadden, Jeffrey 1987  
McFadden, Frank 1918-19-20-21  
McGadney, Mack 1999-2000-01-02  
McGrew, Roy 1979  
McGriff, Bill 1956-57-58  
McKelvy, Cornelius 1947  
McKie, Robert 1989-91  
McKinney, W.R. 1925-26  
McKinney, Wallace 1922-23-24  
McKinney, William 1924-25  
McKissick, Rex 1936-37-38 (C)  
McLemore, Anfernee 2017-18-19-20  
McLeod, Michael (mgr.) 2000-01-02  
McMahon, Warren 1933-34  
McManus, Bayward 1958-59  
Meagher, John 1945  
Mengelt, John 1969-70-71  
Merrell, Doug 2011  
Miaway, Archie 2007  
Miller, Jeff (mgr.) 1979  
Miller, Bob 1966-68  
Miller, Robert 1953-54 (C)  
Miles, David (mgr.) 1979  
Millsap, Joe 1966-67  
Mitchell, Davion 2018  
Mitchell, Dwayne 2002  
Mitchell, Joe Bob 1935-36  
Mitchell, Mike 1975-76-77-78 (C)  
Mobberly, W.C. 1948-49-50-51  
Monroe, Lewis 2002-03-04  
Montgomery, Jimmy 1965-66  
Moon, Glen 1974-75-76  
Moore, Chris 2021-Present  
Moore, Jeff 1985-86-87-88  
Morgan, Malvern 1937-38-39  
Morris, Chris 1985-86-87-88  
Mosteller, Odell 1982-83  
Motley, Marvin 1941-42  
Mullendore, Gary 1971-72  
Mullins, H.L. 1928-29  
Mummert, Gordon 1952-53-54-55  
Mumphord, Alvin 1980-81-82-83 (C)  
Murdock, D.N. 1912  
Murray, Desean 2018

## N

Naftel, James 1957  
N'diaye, Mamadou 1997-98-99-00  
Neal, Heath (mgr.) 1997-98-99-00  
Nelson, Rolland 1955-56  
Newell, Olin 1914  
Newton, Joe 1963-64-65  
Neysmith, Tony 2010-11-12  
Nixon, Glenn 1948-49  
Noble, A.J. 1913  
Norman, Mandy 1921  
Norris, Moochie 1995 (C)

## O

O'Cain, Richard 1946-47  
O'Connor, Michael 2005  
O'Daniel, Curtis 1964  
O'Donnell, James 1953-54-55-56 (C)  
Ohman, Brooks (mgr.) 2013-14  
Okeke, Chuma 2018-19  
Okoro, Isaac 2020  
Oliver, David (mgr.) 1995-96-97  
Ondr, Rob (mgr.) 2000-01  
Osberry, Robert 1973-74  
Owens, Brandon (mgr.) 1998

## P

Page, Josey (mgr.) 1956-67  
Pappas, Ernest 1937  
Parker, T.F. 1909-10  
Parker, Myles 2019-20  
Parks, Ben E. 1942  
Pate, Roy 1930  
Patrick, Larry 1990-91  
Patrick, Myles 1975-76-77-78  
Patterson, Presley 2023-Present  
Payne, Allen 2011-12-13-14  
Payne, William 1914-15-16  
Pearson, Chris (mgr.) 2000  
Pearson, J. Tim 1964-65  
Pederson, Alex (mgr.) 2008  
Pellar, Nick 2013  
Pendleton, Jason (mgr.) 1995-96-97  
Perry, Tom 1967-68-69 (C)  
Person, Adrian 1999  
Person, Chuck 1983-84-85-86  
Person, Wesley 1991-92-93-94 (C)  
Petrone, Chas (mgr.) 2010-11-12-13  
Pietkiewicz, Stan 1975-76-77-78 (C)  
Pohlman, Scott 1998-99-2000-01(C)  
Poindexter, Frank 1980-81-82  
Poole, James (mgr.) 1982-83  
Porter, Chris 1999-2000 (C)  
Porter, Will (mgr.) 2005-06-07  
Posey, Leon 1960-61-62  
Powell, Jack 1946-47 (C)  
Powell, Justin 2021  
Powers, Kirk 1978-79  
Price, Bubba 1977-78-79-80 (C)  
Price, Jordan 2013  
Price, Randy 1982  
Pridgen, Dan 1949-50-51  
Prowell, Quan 2007-08  
Purcell, William (mgr.) 1974  
Purchase, Jack 2015  
Purifoy, Danjel 2017-19-20

## Q

Quick, Ronnie 1966-67  
Quinney, George 1934

**R**

Redd, Albert 1920  
 Redding, Gary 1973-74-75-76 (C)  
 Reed, DeWayne 2007-08-09-10  
 Reed, Trayvon 2015  
 Remillard, Jason (mgr.) 1997-98-99-00  
 Retseck, Jim 1971-72  
 Rice, T.J. 2011-12  
 Ridenhour, Jacob (mgr.) 1993-94-95  
 Robertson, Quantez 2006-07-08-09(C)  
 Robinson, Ardith 1949  
 Robinson, Brandon 2002-03-04  
 Robinson, Clifton 1998  
 Robinson, Doc 1997-98(C)-99(C)-00 (C)  
 Rodgers, Hugh 1936  
 Rogers, Chris 2005  
 Ross, Bill 1960-61-62 (C)  
 Ross, Earnest 2010-11  
 Ross-Miller, K.C. 2015  
 Russell, Erskine 1947-48

**S**

Salter, John 1963  
 Samples, Tyrone 1957-58-59  
 Sanderson, Jack 1946  
 Savage, Zack 1923  
 Sawyer, Bill 1981-82  
 Scarbrough, L.A. 1909-10-11-12  
 Siebert, Robert 1946  
 Shamsid-Deen, Tahj 2013-14-15-16  
 Sharp, Reggie 1999-2000-01(C)  
 Shelby, Matt (mgr.) 2002-03-04-05  
 Shepperd, Brian 1983  
 Shetler, Carl 1968-69-70 (C)  
 Simmons, Eric "Butch" 1975-76  
 Sindler, Frank J. 1933  
 Slaughter, T.R. 1927  
 Slayden, Herb 1955  
 Slayden, Kay 1954-55-56  
 Smith, A.L. 1928  
 Smith, Abe 1999-2000  
 Smith, Bryant 1996-97-98-99 (C)  
 Smith, Drew 2006-07-08  
 Smith, Dudley 1998  
 Smith, Jabari 2022  
 Smith, LaRon 2017  
 Smith, Leonard 1994  
 Smith, Ralph 1971-72-73  
 Smith, Richard 1990  
 Smith, William 1972  
 Snyder, E. 1926  
 Sobera, Carter 2022-Present  
 Spencer, Dylan 2010-11-12-13  
 Spencer, Horace 2016-17-18-19  
 Spencer, Howard 1984-85  
 Springfield, Mike 1995-96  
 Stapler, Scott (mgr.) 1995-96  
 Stapleton, Bobby 1945  
 Steed, George 1914-15-16  
 Sterling, Joseph 1947-48-49

Stewart, Jack 1930-31-32  
 Stockelberg, Frank K. 1924  
 Stockton, Cole 2015-16  
 Stone, Noah (mgr.) 1993-94  
 Strange, George 1935  
 Streetman, J.P. 1939-40  
 Streit, J.B. 1911  
 Strickland, Auby 1917  
 Strickland, Trey (mgr.) 2006-07  
 Strickland, Vern 1984-86  
 Stringer, Eric 1978-79-80-81  
 Stuart, Shawn 1993-94  
 Sturkie, Henry 1954-55-56-57 (C)  
 Sullivan, Frankie 2009-10(C)-11-12(C)-13(C)  
 Sutton, Brent 1972-73  
 Swinson, Aaron 1992-93-94 (C)

**T**

Tanner, Jack 1942  
 Tate, Trey 2016-17  
 Taylor, George 1914  
 Taylor, Mitch 1992  
 Thigpen, James 1916  
 Thomas, Darrell 1985  
 Thomas, Emmett 1975  
 Thomas, Phillip 1996  
 Thomas, Randy 1965  
 Thompson, Alex 2014-15  
 Thor, JT 2021  
 Thorington, Garrett (mgr.) 2006-07  
 Tinker, Billy 1961-62-63-64  
 Tinker, Wally 1967-68-69 (C)  
 Tolbert, Frank 2005-06(C)-07-08  
 Tolbert, Jimbo (mgr.) 2000-01  
 Traore, Yohan 2023  
 Trapp, J.H. 1919  
 Trawick, Garreth(mgr.)2008-09-10-11  
 Tucker, Bobby 1956-57-58  
 Tucker, Rodney 2003-04  
 Turner, Greg 1981-82-83-84  
 Turner, Herman (mgr.) 2001-02-03-04  
 Turner, Jack 1952-53-54  
 Turner, Rodney 1985  
 Tyler, David (mgr.) 1988-89-90-91

**V**

Vaughn, David 1959-60-61  
 Veal, Inman 1952  
 Vines, J.A. 1929  
 Valavicius, Rich 1979 (C)-80 (C)

**W**

Waddell, Devin 2014-15-16-17  
 Wade, Dion 2014  
 Wade, Jimmy 1918-19-20-21  
 Wade, Jonathan (mgr.) 2014  
 Wadsworth, F.A. 1943  
 Waites, Harold 1945  
 Walker, Jimmy 1969-70-71 (C)  
 Walker, Jonathan 2016

Walker, Randall 1966-69  
 Wallace, Josh 2010-11-12-13  
 Waller, Tay 2009-10  
 Walter, Bill 1950-51  
 Walther, Paul 1946  
 Walton, Jamarrus 2013  
 Ware, R.Y. 1906-07-08  
 Ware, W.J. 1925  
 Watkins, Corey 1999  
 Watkins, Walter 1914  
 Watson, Nathan 2002-03-04-05 (C)  
 Webb, Bianca (mgr.) 2014  
 Weems, Lance 1993-94-95(C)-96(C)  
 Weldon, Roger 1950-51-52 (C)  
 Welsh, Richie 1984  
 West, Harold 1945  
 Westbrook, Stephen (mgr.) 2012  
 Westry, Chance 2023  
 Whigham, Byrd 1954-55  
 Whitaker, H. 1906-07  
 White, Gerald 1984-85-86-87  
 Wicke, Danny 2003-04  
 Wiley, Aubrey 1993-94  
 Wiley, Austin 2017-19-20  
 Williams, Devontae 2019  
 Williams, Frank 1942-43  
 Williams, Frank 1947 (C)  
 Williams, Franklin 1995-96-97-98 (C)  
 Williams, Jaylin 2020-Present  
 Williams Jr., Larry 2008-09-10  
 Williams, New 2016  
 Williams, Ray 1946-47-48 (C)  
 Wills, Bob 1968-69  
 Wilson, W.P. 1917  
 Wood, Jim 1948  
 Woodruff, C.W. 1906-07-08  
 Worrill, Jamie 1913  
 Wrencher, Champ 1989-90-91-92 (C)  
 Wright, T.P. 1911

**Y**

York, Bobby 1970  
 Young, B.E. 1943  
 Young, Ian 2004-05 (C)

**Denotes (C) Captain**

## ALL-TIME LETTERWINNERS BY HOMETOWN

### ALABAMA (234)

#### ABBEVILLE (1)

Porter, Chris 1999-2000 (C)

#### ADGER (1)

Snider, Euil 1926

#### ALBANY (1)

Caldwell, Derek 1996-97-98

#### ALEXANDER CITY (1)

Barnes, Woodrow 1934-35-36

#### ANDALUSIA (1)

Powell, Jack 1946-47 (C)

#### ANNISTON (1)

Stewart, Jack 1930-31-32

#### ASHLAND (1)

Weems, Lance 1993-94-95(C)-96(C)

#### ATHENS (1)

Leopard, Chandler 2021-22-23

#### AUBURN (18)

Beasley, Bob 1920

Brandt, Chris 1989-90-91-92 (C)

Burgess, Thad 1979

Card, Lewis 1979

Clements, Edwin Erwin 1913-14-15

Cook, Preston 2019-20-21-22

Dowell, William 1922

Gregory, Bill 1956-57-59

Howell, Brett 2005-06

Huff, Heath 2017

James, Ebb 1927-28

James, Fob 1926-27-28 (C)

James, Louie 1928-29-30

Meagher, John 1945

Naftel, James 1957

Powers, Kirk 1978-79

Smith, Dudley 1998

Stockton, Cole 2015

#### AUTAUGAVILLE (1)

Motley, Marvin 1941-42

#### BESSEMER (3)

Canzoneri, Albert 1941-42-43 (C)

Lacey, Joseph Edwin 1912-13

Lacey, William Morris 1906-07

#### BIRMINGHAM (55)

Ariail, David William 1932-33-34 (C)

Arnold, Zane 1989-90-91(C)

Arthur, Robert 1933

Banks, Earl 1978-79-80-81 (C)

Barks, Earl 1924-25

Barks, Hub 1918-19-20-21

Berman, Lior 2020-Present

Bracy, Wayne 1975-76-77-78

Burbage, Jesse 1915-16

Cameron, Joey 2006

Collier, Thomas 2018-19-20

Cunningham, David 1975

Dryer, Thomas Bailey 1907-08

Duke, Jesse 1922-23-24

Dunbar, Robert 1941

Ellis, Frank H. 1934

Frederick, Rex 1957-58-59 (C)

Gibson, De Witt 1907-08

Hahn, Fred 1922-23-24 (C)

Hahn, Hub 1918-19-20-21

Hall, W.R. 1917

Johnson, Albert 1972-73

Johnson, Jamal 2020-21

Johnston, Manley 1958

Keim, Patrick 2016-17-18

Lewis, Johnathan 2001-03-04

Lollar, Chris 2003-04

Macoy, Will 2017-18-19-20

Major, Earl Alexander 1909-10-11-12-13

Merrell, Doug 2011

Miller, Robert 1953-54 (C)

Moore, Jeff 1985-86-87-88

Mumphord, Alvin 1980-81-82-83 (C)

Murdock, D.N. 1912

Osberry, Robert 1973-74

Pappas, Ernest 1937

Parker, Thomas Frances 1909-10

Pate, Roy 1930

Price, Bubba 1977-78-79-80 (C)

Rogers, Chris 2005

Russell, Erskine 1947-48

Sobera, Carter 2021-Present

Smith, Ralph 1971-72-73

Spencer, Dylan 2010-11-12-13

Springfield, Mike 1995-96

Strange, George 1935

Streit, John Bradley 1911

Taylor, George 1914

Turner, Jack 1952-53-54

Ware, Robert Young 1906-07-08

Ware, William Judson 1925

Watkins, Corey 1999

Williams Jr., Larry 2008-09-10

Woodruff, Charles Williamson 1906-07-08

Wrencher, Champ 1989-90-91-92 (C)

#### BOLIGEE (1)

Harris, Henry 1970-71-72 (C)

#### BRANTLEY (3)

Person, Chuck 1983-84-85-86

Person, Wesley 1991-92-93-94 (C)

Wiley, Aubrey 1993-94

#### CAMDEN (1)

Cook, Daniel 1914

#### CAMP HILL (1)

Slaughter, T.R. 1927

#### CENTREVILLE (1)

Purifoy, Danjel 2017-19-20

#### CHEROKEE (1)

Alexander, Bill 1968-69-70 (C)

#### CULLMAN (2)

Chandler, Terry 1956-57-58

Lynn, Bill 1949-50 (C)

#### DADEVILLE (2)

Fitten, Sam 1982

Newell, Olin 1914

#### DAPHNE (1)

Manci, Frank 1940-41-42

#### DAWSON (1)

Smith, A. Luther 1928

#### DOUBLE SPRINGS (1)

Martin, James 1952-53-54

#### DORA (2)

Hawkins, E.A. 1940-41-42

Tanner, Jack 1942

#### DOTHAN (3)

Brooks, Ryan 2007-08

Tate, Trey - 2017

Thompson, Alex 2014-15

#### DUTTON (1)

McGriff, Bill 1956-57-58

#### ENSLEY (1)

Mandy, Norman 1921

#### EQUALITY (1)

McKissick, Rex 1936-37-38 (C)

#### ENTERPRISE (1)

Clark, Reid 1995-96

#### EUFAULA (1)

Greene, Herbert 1964-65-66

#### EVA (2)

Childers, Edron 1937-38

Nelson, Rolland 1955-56

#### FAIRFIELD (1)

McGrew, Roy 1979

#### FAIRVIEW (1)

Baggett, Matt 2002

#### FAYETTE (2)

Bolling, Rick 1982-83

Newton, Joe 1963-64-65

#### FORT PAYNE (1)

Watson, Nathan 2002-03-04-05 (C)



## ALL-TIME LETTERWINNERS BY HOMETOWN

### GADSDEN (3)

Cochran, John 1952-53-54  
Strickland, Vern 1984-86  
Sturkie, Henry 1954-55-56-57 (C)

### GERALDINE (2)

Gilbert, Porter 1959-60-61 (C)  
Vines, J.A. 1929

### GOODWATER (1)

Crew, Buddy 1936

### GORDO (1)

Savage, Zach 1923

### HALEYVILLE (1)

Duncan, Benton 1948-49

### HARTFORD (1)

Ross, Bill 1960-61-62 (C)

### HEADLAND (1)

Williams, Franklin 1995-96-97-98 (C)

### HOBSON CITY (1)

Stringer, Eric 1978-79-80-81

### HOOVER (2)

Drum, Jake 2009-10-11-12  
Wiley, Austin 2017-19-20

### HUNTSVILLE (7)

Cattage, Bobby 1978-79-80-81  
Cowart, Pat 1970-71  
Cox, Dan 1974-75  
Langford, Josh 2011-12  
Quick, Ronnie 1966-67  
Samples, Tyrone 1957-58-59  
Smith, Bryant 1996-97-98-99 (C)

### IDER (1)

Smith, William 1972

### INDIAN SPRINGS (1)

Luquire, Adam 2007-08

### JASPER (3)

Beasley, Jeremy 1997  
Burton, Herbert 1943  
Gray, W.R. 1925-26

### JOPPA (1)

Holmes, J. Crawford 1937-38-39

### KILLEN (1)

Blackstock, Cole 2016-17-18-19

### LAFAYETTE (1)

Haynes, Doyle 1954

### LANETT (2)

Coleman, Thomas 1957  
Morgan, Malvern 1937-38-39

### LANGDALE (1)

Rodgers, Hugh 1936

### LEEDS (1)

Barkley, Charles 1982-83-84

### LINEVILLE (1)

Ingram, Billy Bob 1962-63

### LOUISVILLE (1)

Whigham, Byrd 1954-55

### LUDOWICI (1)

Chapman, Larry 1962-63-64 (C)

### MARVEL (1)

Ellis, G.J. 1926-27-28

### MADISON (2)

Parker, Myles 2019-20  
Walker, Jonathan 2015-16

### MILLBROOK (1)

Fenn, Robert 1952-53

### MILLERVILLE (1)

Lumpkin, Tom 1930-31-32

### MOBILE (13)

Dooley, Vince 1952  
Ducote, R.J. 1916-18  
Evans, G.D. 1925  
Hayles, Daniel 2005-06  
Lacy, John 1920  
Lang, TJ 2016-17  
Lett, Johnnie 2009-10  
Louisell, William 1915  
McGadney, Mack 1999-2000-01-02  
McKinney, W.R. 1925-26  
McKinney, Wallace 1922-23-24  
McKinney, William 1924-25  
Reed, Trayvon 2015

### MONTEVALLO (1)

Hayes, Earl 1982-83

### MONTGOMERY (17)

Brown, L.C. 1934-35  
Burke, Taylor George 1911-12  
Dickinson, Robert 1940  
Dreyfus, Samuel Cellner. 1908  
Edwards, Thomas H., Jr. 1937-38-39  
Harrell, KT 2014-15  
Harrison, Joe 1922-23-24 (C)  
Hatfield, L.L. 1930-31-32 (C)  
Hordges, Cedrick 1976-77  
Killingsworth, Marco 2002-03-04  
Locke, Thomas Courtaney 1909-10  
McFadden, Frank 1918-19-20-21  
Simmons, Eric "Butch" 1975-76  
Thomas, Emmett 1975  
Thomas, Randy 1965  
Wade, Jimmy 1918-19-20-21  
Walter, Bill 1950-51

### MONROEVILLE (1)

Farish, Julius P., Jr. 1951-52-53 (C)

### MORRIS (1)

Kaley, William 1925-27

### MOULTON (1)

Posey, Leon 1960-61-62

### MOUNT HOPE (1)

Young, Bluit Edward 1943

### NEW DECATUR (1)

Burleson, Richard Alva 1909

### NEW MARKET (2)

Robinson, Brandon 2002-03-04  
Tucker, Bobby 1956-57-58

### NEWTON (1)

Mullins, H.L. 1928-29

### NOTASULGA (2)

Akin, James C. 1926-27-28  
Bridges, Oma Wesley 1917-18

### OAK GROVE (1)

Davis, John Eayres 1911

### OPP (1)

Williams, Devontae 2019

### OXFORD (1)

Heard, Jay 1999-2000

### PELHAM (1)

Allison, Zach 2015-16

### PIEDMONT (1)

West, Harold 1945

### PISGAH (2)

Tinker, Billy 1961-62-63-64  
Tinker, Wally 1967-68-69 (C)

### PITTSVIEW (1)

Battle, Ronnie 1990-91-92-93

### PRATT CITY (1)

Culverhouse, Harry George 1909

### RIVER FALLS (1)

Tolbert, Frank 2005-06(C)-07-08

### SCOTTSBORO (2)

Blackwell, John 1962-63-64 (C)  
Hurt, David 1967-68-69

### SELMA (3)

Beatty, Travis 1953  
Jordan, James Ralph 1930-31-32 (C)  
Robinson, Doc 1997-98(C)-99(C)-00 (C)

## ALL-TIME LETTERWINNERS BY HOMETOWN

### SPRUCE PINE (1)

Glasgow, Jack 1948-49-50-51

### SYLACAUGA (1)

Jones, Willie 1992

### SLYVANIA (1)

Jones, Rob 1985-86-87

### TALLADEGA (2)

Bolden, Pepto 1974-75-76 (C)

Burgess, Quinton 1945-46

### TALLASSEE (3)

Mason, Sam 1933

Noble, A.J. 1913

O'Daniel, Curtis 1964

### TARRANT CITY (1)

Hall, S.S. 1926-27

### TRUSSVILLE (1)

Smith, Drew 2006-07-08

### TUSCALOOSA (1)

Pearson, J. Tim 1964-65

### TUSCUMBIA (2)

Alexander, Haston 2023-Present

Burnett, John 1962-63

### TUSKEGEE (2)

Smith, Leonard 1994

Turner, Greg 1981-82-83-84

### UNIONTOWN (1)

Sullivan, Frankie 2009-10(C)-11-12(C)-13(C)

### WARRIOR (3)

Creel, Eugene M. 1923-24

Kaley, Charles 1931-32-33 (C)

Wadsworth, Frank 1943

### WEBB (1)

Kirkland, K. Mack 1962-63

### WETUMPKA (1)

Curlee, Andrew 1936-37-39

## ALASKA (1)

### ANCHORAGE (1)

Thor, JT 2021

## ARIZONA

### TUCSON (1)

Gaines, Troy 2003-04-05

## ARKANSAS (5)

### LITTLE ROCK (4)

Chilliest, Adrian 1996-97-98-99

Flanigan, Allen 2020-21-22-23

Flanigan, Wes 1994-95(C)-96(C)-97(C)

Franklin, Javon 2020-21

### WEST MEMPHIS (1)

Moore, Chris 2021-Present

## CALIFORNIA (1)

### INGLEWOOD (1)

Williams, New 2016-17

## CONNECTICUT (1)

### WATERBURY (1)

Heron, Mustapha 2017-18

## FLORIDA (40)

### BAKER (1)

Martello, Vince 1981

### BALDWIN (1)

Holland, Carey 1984-85

### BRANDON (1)

Gomillion, John 1998

### BRADENTON (1)

Helmlinger, John 1960-61-62

### CAPE CORAL (1)

Burke, Pat 1994-95-96-97 (C)

### CLEARWATER (1)

Geiger, Matt 1988-89

### CORAL GABLES (1)

Sawyer, Bill 1981-82

### CRESTVIEW (1)

Hester, Dustin 1989

### DAYTONA BEACH (1)

Daniels, Paul 1981-82-83-84

### FORT LAUDERDALE (1)

Miller, Bob 1966-68

### FORT WALTON (1)

Gibson, Ray 1938-39-40

### JACKSONVILLE (2)

Arnold, William 1914

Joyce, Rod 1992-93

### JAY (1)

Diamond, Jim 1954-55-56

### KISSIMMEE (1)

Ford, Frank 1984-85-86-87

### LAKELAND (2)

Davis, Chris 1995

Fenton, Benny 1934

### LAKEWOOD RANCH (1)

Maasdorp, Chase 2019-21-22

### MARIANNA (1)

Streetman, Jay Patrick 1939-40

### MELBOURNE (1)

Armstrong, Ty 2010-11

### MIAMI (2)

Gallon, Reggie 1990-91-92-93 (C)

McKie, Robert 1989-91

### NAPLES (1)

Robinson, Clifton 1998

### ORLANDO (3)

Daniels, Marquis 2000-01-02-03(C)

Poindexter, Frank 1980-81-82

Young, Ian 2004-05 (C)

### PALM BAY (1)

Smith, LaRon 2017

### PENSACOLA (4)

Carter, Wilmer 1915-16

Donald, Ray 1995-96 (C)

Duncan, J.R. 1912-14

Wallace, Josh 2010-11-12-13

### PLANT CITY (1)

Broome, Johni 2023-Present

### TALLAHASSEE (1)

Donaldson, Tre 2023-Present

### TAMPA (1)

Jackson, Ron 1968-69-70

### WEIRSDALE (2)

Adams, Jeff 1977-78-79

Johnson, Eddie 1974-75-76 (C)

### WEST PALM BEACH (2)

Godfrey, Gary 1982-85-86

Patrick, Larry 1990-91

### WINTER PARK (2)

Aihe, Francis 2009

Pietkiewicz, Stan 1975-76-77-78 (C)

## ALL-TIME LETTERWINNERS BY HOMETOWN

### GEORGIA (102)

#### ALBANY (3)

Brown, Earnest 1996  
Davis, Leroy 1995  
James, Tim 1982

#### ALPHARETTA (1)

Rice, T.J. 2011-12

#### AMERICUS (1)

Stapleton, Bobby 1945

#### ATLANTA (16)

Barrett, Rasheem 2006-07-08-09  
DeFore, Lee 1964-65-66 (C)  
Dennison, Derrick 1987-88-89-90 (C)  
Dunnans, T.J. - 2016-17  
Eaves, Joel 1935-36-37 (C)  
Guy, Freddie 1963-64-65 (C)  
Johnson, K.D. - 2022-Present  
Johnson, Shaquille 2013  
Malone, Andre 2010  
McFadden, Jeffrey 1987  
Martin, Terry 1984  
Mitchell, Mike 1975-76-77-78 (C)  
Morris, Chris 1985-86-87-88  
Mummert, Gordon 1952-53-54-55  
Okeke, Chuma 2018-19  
Redding, Gary 1973-74-75-76 (C)

#### AUGUSTA (3)

Cardwell, Dylan 2021-Present  
Jasper, Zep 2022-23  
White, Gerald 1984-85-86-87

#### BAINBRIDGE (1)

Anthony, Benny 1977-78-79-80

#### BARNESVILLE (1)

York, Bobby 1970

#### BLAKELY (2)

Davis, Kyle 2001-02-03-04 (C)  
Howell, Alex 1967-68 (C)

#### BRUNSWICK (1)

Swinson, Aaron 1992-93-94 (C)

#### CARROLLTON (1)

Walker, Randall 1966-69

#### CALHOUN (1)

Leonard, Jimmy 1960-61

#### COLLEGE PARK (2)

Davis, Aundrae 1987  
Weldon, Roger 1950-51-52 (C)

#### COLUMBUS (12)

Denson, Chris 2011-12-13-14  
Dudley, Charles 1922-23 (C)  
Fuller, Herbert 1945

Gordy, S. 1909

Jenkins, George 1932-33  
Jones, Mike 1986-87  
Kirkland, Dan 1971-72  
Prowell, Quan 2007-08  
Scarborough, L.A. 1909-10-11-12  
Slayden, Kay 1954-55-56  
Whitaker, H. 1906-07  
Worrill, Jamie 1913

#### COMPTON (1)

Hamilton, David 1999

#### COVINGTON (1)

Christian, Tim 1967

#### CRANDALL (1)

Henry, Lamarr 1964

#### DANVILLE (1)

Millsap, Joe 1966-67

#### DOUGLASVILLE (1)

Heramb, Matt 2007-08

#### DECATUR (2)

Price, Jordan 2013  
Shamsid-Deen, Tahj 2013-14-15-16

#### DUBLIN (1)

Perry, Tom 1967-68-69 (C)

#### EAST POINT (2)

Brewer, Jamison 2000-01  
Walker, Jimmy 1969-70-71 (C)

#### ELLENWOOD (1)

Edun, Moses 2004-05-06

#### FAYETTEVILLE (2)

Johnson, Noel 2012-13  
Smith, Jabari 2022

#### FORSYTHE (1)

Jefferson, Alvin 1996

#### FORT BENNING (2)

Lee, Jimmy 1957-58-59 (C)  
Quinney, George 1934

#### FORT VALLEY (1)

Faircloth, Tee 1966-67

#### HAMILTON (1)

McManus, Bayward 1958-59

#### HINESVILLE (1)

Mitchell, Davion 2018

#### JONESBORO (1)

Douglas, Toney 2005

#### LAGRANGE (1)

Huff, John 1939-40

#### LITHONIA (3)

Barker, Charlton 1999-2000-01-02  
Leapheart, Al 1970-71-72  
Thomas, Phillip 1996

#### MABLETON (2)

Harper, Jalen 2023-Present  
Harper, Jared 2017-18-19

#### MACON (5)

Dubose, Frank 1927-28-29  
Fickling, William A. 1952-53-54  
Howard, Terrance 1985-86-87-88  
Patrick, Myles 1975-76-77-78  
Veal, Inman 1952

#### MANCHESTER (2)

Barber, Korvotney 2006-07-08-09(C)  
Waller, Tay 2009-10

#### NAHUNTA (2)

Johns, Layton 1960-61-62-63 (C)  
Williams, Jaylin 2020-Present

#### NELSON (1)

Lawson, Harbin B. 1930-31-32

#### NEWMAN (1)

Kessler, Walker 2022

#### NORCROSS (2)

Miaway, Archie 2007  
Neysmith, Tony 2010-11-12

#### PEACHTREE CITY (1)

Chubb, Rob 2010-11-12-13

#### POWDER SPRINGS (2)

Cooper, Sharife 2021  
Okoro, Isaac 2020

#### QUITMAN (1)

Groover, Ray 1959-60-61

#### ROSSVILLE (1)

Costner, Jim 1994-95

#### ROSWELL (2)

Pohlman, Scott 1998-99-2000-01(C)  
Smith, Abe 1999-2000

#### SANDY SPRINGS (1)

Wills, Bob 1968-69

#### SAVANNAH (1)

Salter, John 1963

#### STATESBORO (1)

Taylor, Mitch 1992

## ALL-TIME LETTERWINNERS BY HOMETOWN

### STILLMORE (1)

Hughes, Randy 1998

### STONE MOUNTAIN (3)

Brown, Bryce 2016-17-18-19

Cahill, Mark 1981-82-83-84

Tucker, Rodney 2003-04

### SUMMERVILLE (1)

Mosteller, Odell 1982-83

### THOMASTON (1)

Lockhart, Darrell 1980-81-82-83 (C)

### WARWICK (1)

McLemore, Anfernee 2017-18-19-20

### WEST GREEN (1)

Park, Ben E. 1942

## INDIANA (15)

### ANDERSON (1)

Dixon-Tatum, Asaahn 2013-14

### BEAN BLOSSOM (1)

Bond, Bobby 1973-74-75-76

### DANVILLE (1)

Christian, Mike 1972-73-74 (C)

### ELWOOD (1)

Mengelt, John 1969-70-71

### GARY (1)

Mandula, Bob 1973-74

### HAMMOND (1)

Valavicius, Rich 1978-79-80

### INDIANAPOLIS (1)

Johnson, Ronnie 2017

### LAPEL (1)

Barnhizer, Mark 1977-78-79

### LOGANSPOUT (1)

Cart, Larry 1963

### MICHIGAN CITY (1)

Retseck, Jim 1971-72

### MITCHELL (1)

Beavers, Tim 1972-73-74

### MUNSTER (1)

Pellar, Nick 2013

### SHELBYVILLE (1)

Ash, Tim 1970-71

### SOUTH BEND (1)

Glass, Lincoln 2001

### SOUTHPORT (1)

Krivacs, Jim 1975

## ILLINOIS (8)

### CHICAGO (5)

Brown, Quinnel 2004-05 (C)

Curtis, Dwayne 2004

Greene, Jr., Brian 2013

Jones, Tyrell 2020

Smith, Richard 1990

### DES PLAINES (1)

Deschamps, Dale 1975-76

### HARVEY (1)

Guest, Darren 1985

### PARK RIDGE (1)

Henderson, Ted 1977

## KANSAS (1)

### WICHITA (1)

Hutton, Mark 1993

## KENTUCKY (13)

### ASHLAND (1)

Dawson, Bill 1951

### BOWLING GREEN (1)

Fishback, Daymeon 1997-98-99-00

### CENTRAL CITY (1)

Mobberly, William C. 1948-49-50-51

### COVINGTON (2)

Sterling, Joseph 1947-48-49

Walther, Paul 1946

### FRANKFORT (2)

Fibbe, Jimmy 1959-60-61 (C)

Fibbe, Tommy 1964-65-66

### LEXINGTON (2)

Austin, Greg 1970

Fucci, Dom 1976

### NANCY (1)

Shepherd, Brian 1983

### OLIVE HILL (1)

Brawner, Roy 1948-49-50-51 (C)

### PIKEVILLE (1)

Butcher, Donnie 1983

### PROSPECT (1)

Powell, Justin 2021

## LOUISIANA (6)

### CROWLEY (1)

Shetler, Carl 1968-69-70 (C)

### MORGANZA (1)

Derozan, Kyle 2005

### NEW ORLEANS (4)

Buisson, Bobby 1965-66-67 (C)

Hankton, Kirt 1989

McCormick, J'Von 2019-20

Mitchell, Dwayne 2002

## MASSACHUSETTS (1)

### BERNARDSTON (1)

Harrington, Adam 2001-02 (C)

## MICHIGAN (5)

### DETROIT (3)

Campbell, Scott 2005

Green Jr., Wendell 2022-23

Krezminski, Ted 1946

### YPSILANTI (2)

Bird, Derrick 2002-03 (C)

Eaddy, Bill 1989

## MISSISSIPPI (6)

### DURANT (1)

O'Cain, Richard 1946-47

### JACKSON (2)

Haralson, Melvin 1986-87

Hitt, Dwight 1950

### NETTLETON (1)

Arnold, Jamaal 2003

### SHANNON (1)

Sharp, Reggie 1999-2000-01(C)

### TUPELO (1)

Trapp, John Herman 1919

## MISSOURI (2)

### KANSAS CITY (1)

Sanderson, Jack 1946

### ST. LOUIS (1)

Granger, Jordon 2013-14-15

## ALL-TIME LETTERWINNERS BY HOMETOWN

### NEW JERSEY (3)

#### HACKENSACK (1)

O'Donnell, James 1953-54-55-56)

#### VOORHEES (1)

Cohen, Mike 2017

#### WESTWOOD (1)

Magri, Ernie 1972-73

### NEW YORK (4)

#### DIX HILLS (1)

Harris, Tyler 2016

#### EAST HAMPTON (1)

Carter, Kenny 1980

#### ISLIP (1)

Sindler, Frank J. 1933

#### QUEENS (1)

Mason, Antoine 2015

### NORTH CAROLINA (10)

#### CARY (1)

Ross, Earnest 2010-11

#### CHARLOTTE (1)

Gabriel, Kenny 2010-11-12

#### GOLDSBORO (1)

Spencer, Howard 1984-85

#### GREENSBORO (1)

Cressman, Ty 2022

#### RALEIGH (1)

Lanford, Don 1948-49-50-51 (C)

#### RUTHERFORDTOWN (1)

Carpenter, Keenan 1988-89

#### STANLEY (1)

Murray, Desean 2018

#### SUMMERFIELD (1)

Waddell, Devin 2014-15-16-17

#### VANCEBORO (1)

Lancaster, Rod 1945-46

#### WINSTON-SALEM (1)

Fells, Orenn 2001

### OHIO (3)

#### CINCINNATI (2)

Payne, Allen 2011-12-13-14

Robertson, Quantez 2006-07-08-09(C)

### SPRINGFIELD (1)

Sutton, Brent 1972-73

### OKLAHOMA (2)

#### TULSA (2)

McAfee, Emmett 1949

Nixon, Glenn 1948-49

### PENNSYLVANIA (4)

#### HARRISBURG (2)

LeMelle, Ronny 2004-05-06 (C)

Westry, Chance 2023

#### PHILADELPHIA (2)

Doughty, Samir 2019

Spencer, Horace 2016-17-18-19

### SOUTH CAROLINA (5)

#### GEORGETOWN (1)

Knox, Brendon 2009-10

#### HEMINGWAY (1)

Dollard, Josh 2006-07

#### NORTH AUGUSTA (1)

Dunbar, Malik 2018-19

#### PONTIAC (1)

Hargrove, Lucas 2007-08-09-10 (C)

#### ST. STEPHEN (1)

Mack, Kendell 1998

### TENNESSEE (16)

#### CHATTANOOGA (2)

Johnson, Bob 1969

Vaughn, David 1959-60-61

#### CRIPPLE CREEK (1)

Montgomery, Jimmy 1965-66

#### GOODLETTSVILLE (1)

Moon, Glen 1974-75-76

#### HENDERSONVILLE (2)

Lynn, Johnny 1985-86-87-88

Wicke, Danny 2003-04

#### KNOXVILLE (2)

England, Gary 1971-72-73 (C)

Patterson, Presley 2023-Present

#### MADISON (1)

Daniel, Ryan 2005

#### MEMPHIS (3)

Hoehle, Gene 1950

Hudson, J.T. 1917

Payne, William 1914-15-16

### MURFREESBORO (1)

Bass, Stephen 2015

### NASHVILLE (1)

Cambridge, Devan 2020-21-22

### SURGOINSVILLE (1)

Kirkpatrick, Bill 1953-54-55 (C)

### TALBOTT (1)

Caylor, John 1987-88-90-91 (C)

### TEXAS (5)

#### AUSTIN (1)

Canada, Malcolm 2014-15

#### FORT WORTH (2)

Calton, Donny 2000-01-02-03

Lewis, Kelvin 2007

#### GRAND PRAIRE (1)

Ross-Miller, K.C. 2015

#### HOUSTON (1)

Reed, DeWayne 2007-08-09-10

### VIRGINIA

#### RICHMOND (1)

Henson, Byron 1980-81-82-83

### WASHINGTON, D.C. (3)

Devaney, Jim 1980

Holmes, C.J. 2013-14-15

Norris, Moochie 1995 (C)

### WISCONSIN (1)

#### RACINE (1)

Bowers, Cinmeon 2015-2016



## ALL-TIME LETTERWINNERS BY HOMETOWN

### INTERNATIONAL (11)

#### AUSTRALIA (1)

**MELBOURNE (1)**  
Purchase, Jack 2015

#### BAHAMAS (1)

**EIGHT MILE ROCK (1)**  
Stuart, Shawn 1993-94

#### BELGIUM (1)

**ANTWERP (1)**  
Wade, Dion 2014

#### CANADA (1)

**BRAMPTON, ONTARIO (1)**  
Atewe, Matthew 2014-15

#### CROATIA (1)

**TIJARICA (1)**  
Bota, Marin 2001

#### FRANCE (1)

**TOURS (1)**  
Traore, Yohan 2023

#### IVORY COAST (1)

**ABIDJAN (1)**  
Kouassi, Willy 2012

#### JAMAICA (1)

**SPANISH TOWN (1)**  
Forbes, Adrian 2011-12

#### NIGERIA (1)

**OGUN (1)**  
Akingbola, Babatunde 2020-21-22-23

#### PANAMA CANAL ZONE (1)

Stockelberg, Frank K. 1924

#### SENEGAL (2)

**DAKAR (1)**  
N'diaye, Mamadou 1997-98-99-00

#### THEIS (1)

Diame, Abdou 2001

#### VIRGIN ISLANDS (1)

**ST. THOMAS (1)**  
Welsh, Richie 1984

# ALL-TIME ROSTER (SINCE 1936)

## 0

Josh Langford (2011-12)  
Asauhn Dixon-Tatum (2013-14)  
Horace Spencer (2016-19)  
Tyrell Jones (2020)  
K.D. Johnson (2022-Present)

## 00

Paul Daniels (1981-84)  
Byron Bell (1993)  
Kerry Harvis (2006)  
Malcolm Canada (2015)  
Chandler Leopard (2020)

## 1

Frank Tolbert (2005-08)  
Korvotney Barber (2009)  
Andre Malone (2010)  
Varez Ward (2012)  
KT Harrell (2013-15)  
Kareem Canty (2016)  
Jared Harper (2017-19)  
Jamal Johnson (2020-21)  
Wendell Green Jr. (2021-23)  
Aden Holloway (2024-Present)

## 2

Abdou Diame (2001-02)  
Daniel Hayles (2005-06)  
Archie Miaway (2007)  
Allen Payne (2011-14)  
Bryce Brown (2016-19)  
Jaylin Williams (2020-Present)

## 3

Taylor Hart (1948-50)  
Byron Henson (1980-83)  
Kirt Hankton (1989)  
Champ Wrencher (1990-92)  
Jim Costner (1994-95)  
Earnest Brown (1996-97)  
Reggie Sharp (1999)  
Marquis Daniels (2000-03)  
Ian Young (2004-05)  
Josh Dollard (2006-07)  
Chris Denson (2011-14)  
Patrick Keim (2015)  
Danjel Purifoy (2017-20)  
Sharife Cooper (2021)  
Tre Donaldson (2023-Present)

## 4

Glenn Nixon (1948-1949)  
Lewis Card (1979-80)  
Aaron Swinson (1992-94)  
Chris Davis (1995-96)  
Derek Caldwell (1998)  
Chris Porter (1999-2000)  
Marco Killingsworth (2002-04)  
Emanuel Willis (2006)  
Lucas Hargrove (2007-10)  
Dylan Spencer (2013)  
Devin Waddell (2014)  
Trayvon Reed (2015)  
T.J. Dunans (2016-17)  
Chuma Okeke (2018)  
Malik Dunbar (2019)  
Javon Franklin (2020-21)  
Johni Broome (2023-Present)

## 5

Jim Duce (1980)  
Derek Caldwell (1995-97)  
Clifton Robinson (1998)  
Jamison Brewer (2000-01)  
Kelvin Lewis (2007)  
Ty Armstrong (2010-11)  
Shaquille Johnson (2013)  
Cinmeon Bowers (2015-16)  
Mustapha Heron (2017-18)  
Chuma Okeke (2019)  
J'Von McCormick (2020)  
Chris Moore (2021-Present)

## 10

Bob Seibert (1946)  
Dick O'Cain (1947)  
Dwight Hitt (1950)  
Jimmy Willet (1951)  
Frank Davis (1952)  
Bill Kirkpatrick (1953-55)  
Bill Wallace (1974, 1976)  
Jim Krivacs (1975)  
Jim Devaney (1980-81)  
Rick Bolling (1982-83)  
Robert Holler (1984)  
Terrance Howard (1985-88)  
Scott Pohlman (1998-2001)  
Troy Gaines (2003-05)  
Larry Williams Jr. (2008-10)  
Jordan Price (2013)  
Heath Huff (2017)  
Davion Mitchell (2018)  
Samir Doughty (2019-20)

JT Thor (2021)  
Jabari Smith (2022)  
Chance Westry (2023)  
Chad Baker-Mazara (2024-Present)

## 11

Jack Sanderson (1946)  
Bill Mobberly (1951)  
Vince Dooley (1952)  
Kay Slayden (1953)  
Brownie Nelson (1955-56)  
Sam Bowen (1958)  
Joe Woods (1959)  
George Cochran (1960)  
John Burnett (1961-63)  
Herbert Greene (1964-65)  
Bill Turner (1974-75)  
Mark Barnhizer (1977-79)  
Greg Turner (1981-84)  
Rodney Turner (1985)  
Melvin Haralson (1986-87)  
David Williams (1988)  
**Wesley Person (1991-94)**  
Phillip Thomas (1996)  
Reggie Sharp (2000-01)  
Derrick Bird (2002-03)  
Josh Wallace (2010-13)  
Dion Wade (2014)

## 12

Connie McKelvey (1947)  
Erskine Russell (1947-48)  
Don Lanford (1949-51)  
Travis Beatty (1953)  
Bobby Tucker (1956-58)  
Porter Gilbert (1959-61)  
Larry Cart (1963-65)  
Bob Miller (1966-68)  
Mike Newell (1969)  
Pat Cowart (1970-71)  
Mike Christian (1972-74)  
Odell Mosteller (1982-83)  
Gerald White (1984-87)  
Johnny Benjamin (1989)  
Mitch Taylor (1992)  
Leonard Smith (1993-94)  
Alex Franco (1995)  
Jay Heard (1999-2000)  
Moses Edun (2004-06)  
DeWayne Reed (2007-10)  
Nick Pellar (2013)  
K.C. Ross-Miller (2015)  
Tyler Harris (2016)

LaRon Smith (2017)  
Devontae Williams (2018)  
J'Von McCormick (2019)  
Lior Berman (2020-21)  
Zep Jasper (2021-23)  
Denver Jones (2024-Present)

### 13

Jack Glasgow (1948-50)  
Sam Fitten (1982)  
Chuck Johnson (1983)  
Ritchie Welsh (1984)  
Mike Jones (1986-88)  
Bryant Smith (1996-99)  
Brandon Robinson (2002-04)  
Matt Heramb (2007-08)  
Tahj Shamsid-Deen (2014-15)  
Desean Murray (2017-18)  
Babatunde Akingbola (2020-21)  
Walker Kessler (2022)  
CJ Williams (2024-Present)

### 14

Ted Krezmenski (1946)  
Roy Brawner (1949-51)  
Inman Veal (1952)  
Walt Stoudemire (1953)  
Jim Naftel (1955-56)  
Jerry Hart (1958)  
Jimmy DeVenney (1960)  
Myles Patrick (1975-78)  
Roy McGrew (1979-80)  
Tim James (1982-83)  
Johnny Lynn (1985-88)  
Reggie Gallon (1989-93)  
Charlton Barker (2000-02)  
Michael O'Connor (2005)  
Drew Smith (2006-09)  
Antoine Mason (2015)  
Malik Dunbar (2018)  
Preston Cook (2019-22)  
Presley Patterson (2023-Present)

### 15

Jack Powell (1946)  
George Hill (1949-51)  
Bill Fickling (1952-54)  
Robert Burgess (1955)  
Terry Chandler (1956-58)  
Tommy Henderson (1959)  
Tim Pearson (1963-65)  
Alex Howell (1966-68)  
**John Mengelt (1969-71)**  
Rex Howell (1973)  
Paul Seymour (1975)  
Ted Henderson (1976-77)  
Thad Burgess (1979)  
Kyle Anderson (1983)  
Frank Ford (1984-87)  
Kelvin Ardister (1989)

Larry Patrick (1990-91)  
Leonard Smith (1992)  
Lance Weems (1993-96)  
Jimbo Tolbert (mgr.), (2000)  
Danny Wicke (2003)  
Brett Howell (2005-06)  
Tony Neysmith (2010-12)

### 16

Miller (1947)

### 17

Jack Colbert (1946)  
Diffley (1947)

### 18

Herbert Burton (1942)  
Ray Williams (1946)

### 20

Ernest Pappas (1937-39)  
Frank Mancini (1940-42)  
Dick O'Cain (1946)  
John Logue (1953)  
Byrd Whigham (1954-55)  
Bayward McManus (1958-60)  
Larry Chapman (1961-64)  
Tee Faircloth (1965-67)  
Barry Timmerman (1968)  
Jimmy Walker (1969-71)  
Tim Beavers (1972-74)  
Wayne Bracy (1975-78)  
Aundrae Davis (1987)  
Dustin Hester (1988-90)  
Shawn Stuart (1993-94)  
Mike Springfield (1995-96)  
Danny Wicke (2004)  
Frankie Sullivan (2009-10)  
Alex Thompson (2014-15)  
Jonathan Walker (2016)  
Samir Doughty (2018)  
Myles Parker (2019-20)  
Carter Sobera (2021-Present)

### 21

Crawford Holmes (1937-39)  
Quentin Burgess (1945-46)  
Andy Robinson (1949)  
Bill Walters (1950-51)  
Jack Turner (1953-54)  
Henry Sturkie (1954-57)  
Jimmy Lee (1957-59)  
Bill Ross (1960-62)  
Billy Biles (1963)  
Mike Keeble (1964)  
Tom Perry (1967-69)  
Greg Austin (1970)  
Jimmy Elliot (1972)  
Bob Mandula (1974-76)  
Bubba Price (1977-80)

Mark Reed (1982)  
Mark Cahill (1983-84)  
Rob Jones (1986-87)  
Ronnie Battle (1989-93)  
Adam Harrington (2001-02)  
Quinnel Brown (2004-05)  
Rasheem Barrett (2006-09)  
Shareif Adamu (2013)  
Malcolm Canada (2014)  
Patrick Keim (2016-18)  
Will Macoy (2020)  
Ty Cressman (2022)  
Yohan Traore (2023)  
Blake Muschalek (2024-Present)

### 22

Tommie Edwards (1937-39)  
Fagan Canzoneri (1941)  
Shag Hawkins (1942)  
Joe Womack (1946)  
Jack Glasgow (1948-51)  
Dan Pridgen (1949-50)  
Doyle Haynes (1954)  
R.T. Lee (1956)  
Henry Sturkie (1956-57)  
Ray Groover (1958-61)  
John Blackwell (1962-64)  
Bobby Buisson (1965-67)  
Carl Shetler (1968-70)  
Gary England (1971-73)  
Eddie Johnson (1974-77)  
Eric Stringer (1978-81)  
Randall Ridley (1982)  
Robert Leak (1983)  
John Caylor (1987-90)  
Wes Flanigan (1994-97)  
Marin Bota (2001)  
Lewis Monroe (2002-04)  
Scott Campbell (2005)  
Kenny Gabriel (2010-12)  
C.J. Holmes (2013-15)  
Zach Allison (2016)  
Will Macoy (2017-19)  
Allen Flanigan (2020-23)  
Reed Trapp (2024-Present)

### 23

Andrew Curlee (1936-37)  
J.P. Streetman (1939-40)  
Bob Dunbar (1941)  
Marvin Roberts (1946)  
Frank Williams (1947)  
Dick Webb (1949)  
Bob Smith (1951)  
Kay Slayden (1954-56)  
Jimmy Fibbe (1959-61)  
Harvey Johnston (1962)  
Tommy Fibbe (1964-66)  
Dan Cox (1974-75)  
Dom Fucci (1976-77)

Alvin Mumphord (1980-83)  
 Pete McBee (1988)  
 Rod Joyce (1990-93)  
 Leroy Davis (1994-95)  
 Daymeon Fishback (1997-2000)  
 Dwayne Mitchell (2002)  
 Toney Douglas (2005)  
 Quantez Robertson (2006-09)  
 Frankie Sullivan (2011-13)  
 T.J. Lang (2015-17)  
 Isaac Okoro (2020)  
 Jaylin Williams (2021)  
 Babatunde Akingbola (2022-23)  
 Addarin Scott (2024-Present)

**24**

Theron Karge (1937)  
 Earl Tanner (1940-42)  
 Rod Lancaster (1946)  
 Joe Sterling (1947-49)  
 Roger Weldon (1951-52)  
 Jim O'Donnell (1953-56)  
 Ty Samples (1958-59)  
 John Gibrant (1960)  
 Gusty Nordgren (1961)  
 Stan Pietkiewicz (1975-78)  
 Kenny Carter (1980)  
 Mark Cahill (1981-82)  
 Donnie Butcher (1983-84)  
 Derrick Dennison (1988-90)  
 Moochie Norris (1995)  
 Dudley Smith (1998)  
 Nathan Watson (2002-05)  
 Quan Prowell (2007-08)  
 Tay Waller (2009-10)  
 T.J. Rice (2011-12)  
 Brian Greene, Jr. (2013)  
 Jack Purchase (2015)  
 Anfernee McLemore (2017-20)  
 Justin Powell (2021)  
 Lior Berman (2022-Present)

**25**

Buddy Crew (1936)  
 Red Childers (1937-38)  
 Marvin Motley (1941-42)  
 Johnny Adcock (1946)  
 Emmett McAfee (1949)  
 Gene Hoele (1950)  
 J.P. Farish Jr. (1951-53)  
 Jim Diamond (1954-56)  
 Henry Hart (1957-60)  
 Bill Tinker (1961-64)  
 Gary Lambert (1966)  
 Tim Christian (1967-68)  
 Henry Harris (1970-72)  
 Bob Osberry (1973-74)  
 Kirk Powers (1978-79)  
 Taylor Hart (1980)  
 Bill Sawyer (1981-82)

Terry Martin (1984)  
 Gary Godfrey (1985-86)  
 Matt Geiger (1988-89)  
 Marcus Ford (1990)  
 Mark Hutton (1993)  
 Tommy Dyer (1994)  
 Reid Clark (1995-96)  
 Kendell Mack (1998)  
 Adam Luquire (2007-08)  
 Jake Drum (2009-12)  
 Jordon Granger (2013-16)  
 Mike Cohen (2017)  
 Brett Easterling (2018)  
 Chandler Leopard (2021-23)

**26**

Bill Dudley (1938)

**27**

Frank Hamm (1937)  
 Billy Ray (1946)  
 Ray Williams (1946-48)

**28**

Joel Eaves (1935-37)

**29**

Cecil Wallace (1937-39)  
 Tom Martin (1940-41)

**30**

Rogers (1937)  
 Ray Gibson (1938-40)  
 John Lockard (1951)  
 Mack Lee (1953-54)  
 David Vaughn (1959-61)  
 Lamar Henry (1962-64)  
 Joe Millsap (1965-67)  
 Bob Wills (1968-69)  
 Brent Sutton (1972-74)  
**Mike Mitchell (1975-78)**  
 Randy Price (1982)  
 Keenan Carpenter (1988-89)  
 Johnathan Lewis (2001)  
 Jamaal Arnold (2003)  
 Brendon Knox (2009-10)

**31**

Malvern Morgan (1937-39)  
 Leroy Sudduth (1951)  
 Johnny Cochran (1952-54)  
 Mack Kirkland (1961)  
 Curt O'Daniel (1962-65)  
 Harold Carden (1966)  
 Tim Ash (1970-71)  
 David Cunningham (1974-75)  
 Vern Strickland (1984-86)  
 Richard Smith (1990-91)  
 Pat Burke (1993-97)  
 Mack McGadney (1999-2002)

Benas Griciunas (2014)  
 Devin Waddell (2015-17)  
 Chaney Johnson (2024-Present)

**32**

Rex McKissick (1936-38)  
 Shag Hawkins (1941)  
 Dan Pridgen (1951)  
 Jim Martin (1952-54)  
 Mack Lee (1955)  
**Rex Frederick (1957-59)**  
 Jorge Haeussler (1960)  
 Jim Leonard (1961)  
 Lee DeFore (1963-66)  
 Ron Jackson (1968-70)  
 Jim Retseck (1971-72)  
 Gary Redding (1973-76)  
 Darrell Lockhart (1980-83)  
 Darren Guest (1985-86)  
 Corey Walker (1989)  
 Ray Donald (1995-96)  
 John Gomillion (1998)  
 Rodney Tucker (2003-04)  
 Korvotney Barber (2006-08)  
 Noel Johnson (2012-13)

**33**

John Rouche (1937)  
 Bob Dickinson (1938-39)  
 Bill Dawson (1951)  
 Gordon Mummert (1952-53)  
 J.B. Bearden (1958)  
 Terry Hinote (1960)  
 Harvey Johnston (1961)  
 John Salter (1962-63)  
 Jimmy Montgomery (1965-66)  
 Wallace Tinker (1967-69)  
 Dan Kirkland (1971-72)  
 Glen Moon (1974-76)  
 Frank Poindexter (1980-82)  
 Tim Tipton (1983)  
 Carey Holland (1984-85)  
 John Walker (1988)  
 Michael Hardin (1992)  
 Donny Calton (2000-03)  
 Ronny LeMelle (2003-06)  
 Earnest Ross (2010-11)  
 Chase Maasdorp (2019-22)  
 Lucas Clanton (2024-Present)

**34**

Orville Ginter (1938)  
 Ben Park (1942-42)  
 Bob Miller (1953-54)  
 Manley Johnson (1958)  
 John Salter (1961)  
 Mack Kirkland (1962-63)  
 Randy Thomas (1965-66)  
 David Hurt (1967-69)  
 Bobby York (1970)

Mike Pugh (1971)  
Billy Smith (1972)  
Bob Bond (1974-76)  
**Charles Barkley (1982-84)**  
Chris Morris (1985-88)  
Robert McKie (1989-91)  
Cameron Boozer (1992-93)  
Mamadou N'diaye (1997-2000)  
Kyle Davis (2001-04)  
Johnnie Lett (2009-10)  
Devan Cambridge (2020)

#### 35

Bob Fenn (1952-53)  
Bill McGriff (1956-58)  
Leon Posey (1960-62)  
Joe Newton (1963-65)  
Rex Etheridge (1967-68)  
Randall Walker (1967-69)  
Al Leaphart (1970-72)  
Sylvester Davenport (1973)  
Pepto Bolden (1974-77)  
Brian Sheppard (1983)  
Jeff Switzer (1992-93)  
Johnathan Lewis (2003-04)  
Ryan Daniel (2005)  
Ryan Brooks (2007-08)  
Ronnie Johnson (2017)  
Devan Cambridge (2021-22)

#### 40

Dan Fausett (1953)  
Bill Gregory (1956-59)  
John Helmlinger (1960-62)  
Freddie Guy (1963-65)  
Bill Anderson (1967)  
Joe Sigur (1969)  
Tom Bardin (1971)  
Jerry Lamberson (1973)  
Rich Gortney (1974)  
Dale Deschamps (1975-76)  
Michael Rutledge (1984)  
Jeff Moore (1985-88)  
Zane Arnold (1989-91)  
Abe Smith (1999-2000)  
Lincoln Glass (2001-02)  
Doug Merrell (2011)

#### 41

Billy Ingram (1962-63)  
Ronnie Quick (1966-67)  
Mike Scott (1969)  
Mike Poole (1971)  
Albert Johnson (1972-73)  
Emmett Thomas (1974-76)  
Benny Anthony (1977-80)  
Aubrey Wiley (1992-94)  
Alvin Jefferson (1996-97)  
Rob Chubb (2010-13)  
Matthew Atewe (2014)  
Cole Blackstock (2016-19)

#### 42

Bob Wright (1953)  
Thomas Coleman (1956)  
Layton Johns (1961-63)  
Bill Alexander (1968-70)  
Ralph Smith (1971-73)  
Roger Jorgensen (1974-75)  
Cedrick Hordges (1976-77)  
Rich Valavicius (1979-80)  
Adrian Chilliest (1996-99)  
Joey Cameron (2006)  
Francis Aihe (2009)  
Cole Stockton (2015-16)  
Haston Alexander (2023-Present)

#### 43

Cameron Boozer (1991)

#### 44

Earl Banks (1978-81)  
Earl Hayes (1982-83)  
Ricky Short (1986)  
Jeffrey McFadden (1987)  
Chris Brandt (1988-92)  
Franklin Williams (1995-98)  
David Hamilton (1999-2000)  
Dwayne Curtis (2004)  
Chris Rogers (2005)  
Dylan Spencer (2010-12)  
New Williams (2016)  
Dylan Cardwell (2021-Present)

#### 45

Bobby Cattage (1978-81)  
**Chuck Person (1983-86)**  
Chuck Simms (1990-91)  
Jeremy Beasley (1997-98)  
Adrian Person (1999)  
Kyle Derozan (2005)  
Adrian Forbes (2011-12)

#### 50

Ray Woodward (1974-75)  
Dennis Tindle (1976-77)  
Doc Robinson (1997-2000)  
Willy Kouassi (2012)  
Austin Wiley (2017-20)

#### 51

Scott Bell (1980)  
Gary Godfrey (1982-83)

#### 52

Joe Baldrian (1975)  
Trey Tate (2016-17)

#### 53

Orenn Fells (2001)  
Matt Baggett (2002)

#### 54

Ernie Magri (1972-73)  
Mike Roach (1974-75)  
Jeff Adams (1976-79)  
Howard Spencer (1984-85)  
Brian Baumgartner (1990)  
Willie Jones (1992)  
Thomas Collier (2018-20)

#### 55

Randy Hughes (1998)  
Chris Lollar (2003-04)  
Jalen Harper (2023-Present)

#### Players Retired Jerseys in BOLD

# ALL-TIME RETIRED JERSEYS

11

Wesley Person (1991-94)



15

John Mengelt (1969-71)



30

Mike Mitchell (1991-94)



32

Rex Frederick (1957-59)



34

Charles Barkley (1982-84)



45

Chuck Person (1983-86)



# AUBURN ON TV

# WAREAGLE

2023-24 AUBURN MEN'S BASKETBALL

## 1949-50

at Georgia Tech (WSB) L, 49-65

## 1959-60

Kentucky W, 61-60

## 1963-64

Vanderbilt (#5) W, 81-63

## 1964-65

at Vanderbilt L, 77-105

## 1965-66

at LSU W, 74-66

Kentucky (#1) L, 64-77

## 1966-67

Vanderbilt (#9) W, 64-51

at Kentucky L, 58-60

## 1967-68

Kentucky (#9) W, 74-73

## 1968-69

Tennessee W, 71-60

## 1969-70

Tennessee W, 77-64

## 1970-71

Florida W, 85-70

at Alabama W, 92-76

## 1971-72

Alabama L, 78-79

at Tennessee L, 70-80

## 1972-73

LSU L, 60-79

## 1973-74

LSU L, 76-87

## 1974-75

at LSU W, 87-78

Florida W, 76-75

Alabama (#7) W, 76-70

## 1975-76

at LSU W, 102-86

at Florida W, 92-86

Georgia W, 88-79

## 1976-77

at LSU L, 73-77

Tennessee L, 83-93

## 1977-78

at Tennessee L, 76-80

Alabama L, 74-81

Mississippi State W, 85-74

## 1978-79

Alabama (#18) L, 76-83

Mississippi State L, 72-74

vs. Vanderbilt\* W, 59-53

vs. Georgia\* W, 95-91 (4OT)

vs. Tennessee\* (#20) L, 65-74

## 1979-80

at Kentucky L, 65-67

at Ole Miss (NBC) L, 54-71

Vanderbilt L, 73-77

vs. Georgia\* W, 79-71

vs. Kentucky\* L, 61-69

## 1980-81

LSU (#5) L, 64-74

Florida (NBC) L, 50-55

vs. Florida\* L, 48-50 (OT)

## 1981-82

Florida W, 80-60

Mississippi State (NBC) W, 62-49

Kentucky (#9) W, 83-81 (OT)

vs. Mississippi State\* W, 38-36 (OT)

vs. Kentucky\* (#15) L, 66-89

## 1982-83

at UAB (Ind.) W, 63-61

at Florida L, 75-92

at Vanderbilt L, 62-64

Georgia W, 66-64

at Tennessee (ESPN) L, 74-82

LSU (NBC) L, 61-87

Ole Miss (ESPN) W, 82-59

vs. Alabama\* L, 61-62

## 1983-84

at UAB (ESPN) L, 62-69 (OT)

vs. Wake Forest (#10) (ESPN) L, 67-76

Florida W, 82-66

Kentucky (#2) (WTBS) W, 82-63

at Georgia L, 86-90

LSU (#10) (WTBS) W, 80-78

Ole Miss (USA) W, 60-50

at Florida W, 67-65

at Kentucky (#6) L, 64-84

at Vanderbilt (ESPN) W, 73-67

at LSU (CBS) L, 80-81

Mississippi State (WTBS) W, 68-53

Alabama W, 83-70

vs. Vanderbilt\* W, 59-58

vs. Tennessee\* W, 60-58

vs. Kentucky\* (#3) L, 49-51

vs. Richmond+ (ESPN) L, 71-72

## 1984-85

vs. UAB (ESPN) W, 61-59

vs. VCU (Ind.) L, 59-78

at Kentucky (WTBS) L, 61-68

Ole Miss (USA) W, 93-73

Kentucky (NBC) L, 47-49 (OT)

Georgia (USA) L, 84-86

vs. Ole Miss\* W, 68-60

vs. LSU\* W, 58-55

vs. Florida\* W, 43-42

vs. Alabama\* (NBC) W, 53-49 (OT)

vs. Purdue+ (ESPN) W, 59-58

vs. Kansas+ (#13) (CBS) W, 66-64

vs. North Carolina+ (#7) (CBS) L, 56-62

## 1985-86

vs. West Virginia (Ind.) L, 58-75

at UAB (#16) (ESPN) L, 56-62

at Mississippi State W, 72-56

at Alabama (USA) L, 56-60

Florida (USA) W, 67-65

at Tennessee L, 79-80

Alabama (#18) (ESPN) W, 71-69

at Georgia (ESPN) W, 87-86 (OT)

vs. Mississippi State\* L, 63-65

vs. Arizona+ (CBS) W, 73-63

vs. St. John's+ (#4) (CBS) W, 81-65

vs. UNLV+ (#11) (CBS) W, 70-63

vs. Louisville+ (#7) (CBS) L, 76-84

## 1986-87

at Mississippi State W, 66-52

at Alabama (#13) (USA) L, 82-88

Ole Miss W, 85-61

at LSU L, 73-75

UNLV (#3) (ABC) L, 85-104

at Kentucky L, 71-75

Mississippi State (USA) W, 59-45

Alabama (#12) L, 75-77

LSU W, 100-62

vs. Kentucky\* W, 79-72

vs. Alabama\* (#9) L, 68-87

vs. San Diego+ (CBS) W, 62-61

vs. Indiana+ (#3) (CBS) L, 90-107

## 1987-88

vs. Villanova (USA) W, 65-64

Florida W, 72-67

at Kentucky (#1) (ESPN) W, 53-52

Mississippi State W, 65-57

LSU L, 69-78

at Florida (#10) (ESPN) W, 58-57

Georgia W, 64-57

at Alabama L, 77-82

vs. Georgia\* L, 60-65

vs. Bradley+ (#11) (ESPN) W, 90-86

vs. Oklahoma+ (#8) (CBS) L, 87-107

**1988-89**

at Vanderbilt (ESPN)	L, 77-93
at Mississippi State	L, 56-69
Georgia (ESPN)	L, 62-75
at Tennessee	L, 72-89
at Alabama (ESPN)	L, 58-74
at Georgia	L, 76-80
vs. Ole Miss*	L, 68-80

**1989-90**

at Ole Miss	L, 72-80
Tennessee	W, 89-83
at LSU (#11)	L, 71-82
at Vanderbilt (ESPN)	W, 87-74
vs. LSU* (#11)	W, 78-76
vs. Alabama*	L, 71-87

**1990-91**

Alabama (ESPN)	L, 56-68
at Ole Miss	W, 62-60
Vanderbilt	L, 59-80
Kentucky (#10) (ESPN)	L, 81-89
Tennessee (ESPN)	W, 74-65
Georgia	L, 77-86
vs. LSU* (#16)	W, 92-77
vs. Alabama* (#24)	L, 59-77

**1991-92**

at UNLV (SportsChannel)	L, 82-85
at Ole Miss	W, 96-83
at Vanderbilt (ESPN)	L, 83-89
Kentucky (#19)	L, 67-85
Arkansas (#9)	L, 74-82

**1992-93**

Florida	L, 73-76
at South Carolina (ESPN)	L, 83-81
Tennessee	W, 88-75
Vanderbilt (#15)	L, 70-73
at Kentucky (#2) (SportSouth)	L, 78-80
Arkansas (#13)	W, 81-80
vs. Tennessee*	L, 76-78

**1993-94**

at LSU	L, 72-83
Mississippi State	L, 86-91 (OT)
at Ole Miss	L, 85-88 (2OT)
Alabama (ESPN)	L, 69-74
Kentucky (#7) (ABC)	L, 74-91
at Mississippi State (SportSouth)	W, 76-65
vs. Vanderbilt*	W, 81-56
vs. Alabama*	L, 55-83

**1994-95**

at UAB (WBMG-TV)	W, 60-54
at Kentucky (#6)	L, 64-98
Ole Miss (ESPN)	W, 88-74
LSU	L, 73-76
Arkansas (#4) (ABC)	W, 104-90
Florida (#23) (SportsCh.)	W, 77-71
at Alabama (#20)	L, 63-65
at Miss. State (#21)(SS)	W, 70-69
vs. South Carolina*	W, 81-66
vs. Kentucky (#3)*	L, 81- 93

**1995-96**

vs. Louisville(#13) (WDRB-TV)	W, 82-78
Arkansas	W, 101-76
LSU	W, 95-87
at Vanderbilt	L, 62-76
at Florida (SportsSouth)	W, 73-70
at Arkansas	L, 77-87
Kentucky (#1) (ESPN)	L, 73-88
at Mississippi State	L, 51-67
vs. Vanderbilt*	W, 68-65
vs. Mississippi State* (#25)	L, 58-69

**1996-97**

at UAB (WBMG-TV)	L, 57-64
vs. Murray State (FSS)	W, 86-72
Arkansas	L, 55-56
Florida	W, 79-65
Kentucky (#4)	L, 53-77
at Georgia (CBS)	L, 48-53
Alabama (ESPN)	W, 72-62
at Arkansas (ESPN)	L, 42-75
Vanderbilt (FSS)	L, 61-75
at Alabama (FSS)	L, 50-55
Ole Miss	L, 63-71
vs. Tennessee*	W, 67-54
vs. Kentucky* (#6)	L, 50-92

**1997-98**

vs. Temple (#24) (FSS)	L, 42-68
Alabama	W, 94-40
South Carolina (#14)	L, 56-61
Ole Miss (#12) (FSS)	W, 68-67
Mississippi State	W, 68-66 (OT)
at Florida (Sunshine)	L, 64-81
at Arkansas (#18)	L, 83-107
Kentucky (#7)	L, 58-83
vs. Florida*	L, 64-68

**1998-99**

at Hawai'i (KFVE-TV)	W, 84-57
at Florida State (FSS)	W, 80-68
Wofford (CSS)	W, 79-51
at Navy (FoxNet)	W, 88-70
Bethune-Cookman (CSS)	W, 99-46
Tennessee (CSS)	W, 90-62
Arkansas (#18)	W, 83-66
Florida (CBS)	W, 88-69
at Kentucky (#7)	L, 62-72
at Alabama (CSS)	W, 73-58
Mississippi State (CSS)	W, 64-54
at Georgia	W, 85-74
LSU (FSS)	W, 80-54
Ole Miss (ESPN)	W, 95-66
Alabama (CSS)	W, 102-61
at Arkansas	L, 88-104
vs. Alabama*	W, 93-61
vs. Kentucky* (#14)	L, 57-69
vs. Winthrop+ (CBS)	W, 80-41
vs. Oklahoma State+ (CBS)	W, 81-74
vs. Ohio State+ (#14) (CBS)	L, 64-72

**1999-00**

UAB (FSS)	W, 65-59
Arkansas-Pine Bluff (CSS)	W, 100-44
vs. Stanford (#7) (KCal9)	L, 58-67

Florida State (FSS)	W, 55-54
vs. Pennsylvania (ESPN)	W, 77-70
Coppin State (CSS)	W, 63-35
vs. Bradley (Comcast)	W, 78-64
Southern Miss (CSS)	W, 56-50
Georgia	W, 67-52
Kentucky (#20) (ESPN)	W, 66-63
at Mississippi State	W, 51-45
South Carolina (CSS)	W, 65-61
at Ole Miss	L, 77-79 (OT)
at Tennessee (#11) (ESPN)	L, 76-105
Mississippi State	W, 73-57
Alabama (CSS)	W, 77-63
Arkansas	W, 73-55
Ole Miss (FSS)	W, 75-72
at Alabama (ESPN)	L, 64-68
at Florida (#9) (CBS)	L, 59-88
LSU (#12)	L, 53-55
at Arkansas (CBS)	L, 55-64
vs. Florida* (#10)	W, 77-70
vs. South Carolina*	W, 77-72 (OT)
vs. Arkansas* (CBS)	L, 67-75
vs. Creighton+ (CBS)	W, 72-69
vs. Iowa State+ (#6) (CBS)	L, 60-79

**2000-01**

Jacksonville State (CSS)	W, 91-51
Mercer (CSS)	L, 88-92
South Alabama (CSS)	L, 66-68
UL-Lafayette (CSS)	W, 93-86
Grambling (CSS)	W, 104-60
vs. Detroit (Comcast)	W, 75-72
vs. Oregon (ESPN2)	W, 101-97 (OT)
Georgia Southern (FSS)	W, 93-79
Southern Miss (FSS)	W, 73-69
LSU	W, 85-69
Florida (#14) (CSS)	L, 63-65
Arkansas	W, 71-63
at Mississippi State (FSS)	L, 74-85
Alabama (#14) (CSS)	W, 72-69 (OT)
at Kentucky (#15)	L, 78-90
vs. Tennessee* (#24)	L, 66-73
at Purdue@ (ESPN)	L, 61-79

**2001-02**

vs. Virginia (#7) (Comcast)	L, 72-77
vs. Marshall (Comcast)	W, 78-60
South Alabama (FSS)	W, 73-58
Arkansas (FSS)	L, 77-83
Alabama (#14) (FSS)	W, 59-56
Kentucky (#8) (ESPN)	L, 62-69
at Tennessee	L, 59-82
Mississippi State (JP)	L, 64-72
at Arkansas (JP)	L, 60-62
at Florida (#8) (JP)	L, 61-89
vs. Florida* (#11)	L, 63-81

**2002-03**

Georgia State (Comcast)	W, 100-71
SC State (Comcast)	W, 85-65
Rutgers (FSS)	W, 82-70
Alabama (#9) (JP)	W, 77-68
at Kentucky (#8) (FSS)	L, 51-67
at Georgia (#19) (JP)	L, 79-85
at Alabama (PPV)	L, 68-84



at Ole Miss (FSS) W, 80-75  
 Florida (#4) (JP) L, 70-73  
 at Mississippi State (#21) L, 45-67  
 vs. Tennessee\* (JP) W, 66-53  
 vs. Kentucky\* (#2) (JP) L, 58-78  
 vs. Saint Joseph's+ (CBS) W, 65-63  
 vs. Wake Forest+ (#8) (CBS) W, 68-62  
 vs. Syracuse+ (#12) (CBS) L, 78-79

### 2003-04

Western Kentucky (FSS) W, 86-64  
 Colorado State (FSS) WA, 84-54  
 Air Force (Comcast) W, 68-49  
 at UNLV (ESPN) L, 69-82  
 at Vanderbilt L, 53-59  
 South Carolina L, 51-53 (OT)  
 at Alabama (FSS) L, 46-69  
 at Florida (#17) (CBS) L, 52-68  
 at Arkansas L, 52-74  
 at Ole Miss (FSS) L, 68-72  
 Kentucky (#9) L, 59-68  
 Alabama (ESPN) L, 71-72  
 at Tennessee (FSS) L, 69-75  
 at LSU (Comcast) W, 78-66  
 vs. Georgia\* L, 59-73

### 2004-05

vs. Virginia (#24) (FSN) L, 87-89  
 Wofford (CSS) L, 78-85  
 at College of Charleston (FSN) W, 76-61  
 UNLV (OT) (FSN) L, 87-91  
 Belmont (CSS) W, 73-69  
 Florida (OT) (Sunshine) L, 78-84  
 Ole Miss (FSN) L, 72-79  
 at Arkansas L, 59-95  
 Tennessee (FSN) W, 62-59  
 at Kentucky (#5) L, 73-81  
 LSU L, 64-77  
 Arkansas W, 77-64  
 vs. Vanderbilt\* W, 77-73  
 vs. LSU\* L, 58-89

### 2005-06

Gardner-Webb (CSS) W, 70-43  
 SE Louisiana (CSS) W, 66-51  
 Temple (CSS) W, 73-42  
 Winthrop (FSN) W, 64-62  
 at Vanderbilt (JP) L, 50-74  
 Alabama (JP) L, 52-56  
 at Florida (#2) (FSN) L, 57-69  
 Kentucky (ESPN) L, 62-71  
 Georgia (JP) W, 66-65  
 at Mississippi State (FSN) L, 53-71  
 at Arkansas (FSN) L, 64-84  
 LSU (#25) (FSN) L, 61-65  
 at Ole Miss (FSN) W, 58-54  
 vs. Vanderbilt\* L, 71-76

### 2006-07

vs. Oklahoma State (CSTV) L, 65-66  
 Pittsburgh (#2) (CSS) L, 66-74  
 South Alabama (CSS) W, 82-71  
 Texas A&M (#13) (CSS) L, 58-87  
 at Southern Miss (CSS) L, 54-56  
 Vanderbilt (FSN) W, 68-65

at Kentucky (LFS) L, 57-84  
 at LSU (#13) (LFS) L, 63-65  
 Tennessee (#22) W, 83-80  
 Alabama (#12) (ESPN) W, 81-57  
 Florida (#1) (FSN) L, 66-91  
 at Arkansas (LFS) L, 57-65  
 at Alabama (#25) (FSN) W, 86-77  
 at Ole Miss L, 79-83  
 vs. Georgia\* L, 65-80

### 2007-08

vs. George Washington (SS) W, 74-70  
 vs. West Virginia (ESPN2) L, 59-88  
 vs. Southern (CSS) W, 71-63  
 Alabama A&M (CSS) W, 67-56  
 Towson (CSS) W, 79-59  
 Texas A&M-Corpus Christi (CSS) W, 76-58  
 Xavier (FSN) L, 57-80  
 Arkansas (ESPN2) L, 70-76  
 at Florida (Raycom) L, 56-72  
 Ole Miss (#15) (FSN) W, 80-77  
 at Alabama (Raycom) L, 77-97  
 at Vanderbilt (#18) (FSN) L, 71-78  
 Kentucky (Raycom) L, 63-66  
 Mississippi State (FSN) L, 64-83  
 at Ole Miss (FSN) W, 90-78  
 Alabama (CBS) W, 88-76  
 South Carolina (FSN) L, 63-69  
 at Arkansas (ESPN Classic) L, 64-77  
 vs. Vanderbilt\* (#17) (Raycom) L, 82-93

### 2008-09

at Xavier (CBSCS) L, 74-81  
 at Virginia (FSN) W, 58-56  
 Alabama A&M (CSS) W, 82-40  
 Southeastern La. (CSS) W, 77-65  
 Tulane (CSS) W, 78-53  
 Florida (Raycom) L, 65-68  
 at Kentucky (Raycom) L, 64-73  
 at Arkansas (Raycom) W, 73-51  
 Tennessee (Raycom) W, 78-77  
 Mississippi State (FSN) W, 91-76  
 at Mississippi State (FSN) W, 76-58  
 at Alabama (ESPN) W, 77-73  
 LSU (#11) (Raycom) W, 69-53  
 vs. Florida\* (Raycom) W, 61-58  
 vs. Tennessee\* (Raycom/ESPN) L, 85-94  
 Baylor@ (ESPN) L, 72-74

### 2009-10

Virginia (CSS) W, 68-67  
 at Florida State (FSN) L, 72-76  
 Sam Houston State (CSS) L, 89-107  
 South Carolina (SECN) L, 71-80  
 at Tennessee (ESPN2) L, 55-81  
 Kentucky (SECN) L, 67-72  
 at LSU (SECN) W, 84-80  
 at Vanderbilt (SECN) L, 74-82  
 Ole Miss (ESPN2) L, 74-84  
 Alabama (SECN) W, 58-57  
 at Arkansas (SECN) L, 79-82 (OT)  
 Georgia (CSS) W, 82-63  
 at Mississippi State (FSN) L, 75-85 (OT)  
 at Florida (ESPN) L, 70-78  
 Arkansas (FSN) W, 92-83

at Ole Miss (SECN) L, 75-85  
 LSU (FSN) W, 74-59  
 Mississippi State (SECN) W, 89-80  
 at Alabama (SECN) L, 61-73  
 vs. Florida\* (SECN) L, 69-78

### 2010-11

MTSU (CSS) W, 68-66  
 vs. Rutgers (ESPN2) L, 54-63  
 at South Florida (ESPNU) L, 49-61  
 Florida State (FSN) W, 65-60  
 LSU (FSN) L, 55-62  
 at Kentucky (#13) (ESPNU) L, 54-78  
 at Mississippi State (FSN) L, 66-85  
 Florida (ESPN) L, 40-45  
 Alabama (CSS) L, 58-68  
 at Arkansas (ESPNU) L, 64-73  
 at South Carolina (SECN) W, 79-64  
 Tennessee (ESPN2) L, 56-69  
 at Georgia (SECN) L, 72-81 (OT)  
 Mississippi State (FSN) W, 65-62  
 at Ole Miss (SECN) L, 59-90  
 Vanderbilt (#18) (SECN) L, 60-77  
 at Alabama (SECN) L, 49-51  
 Arkansas (SECN) L, 55-57  
 Ole Miss (SECN) W, 76-73  
 at LSU (FSN) W, 60-51  
 Georgia\* (SECN) L, 51-69

### 2011-12

at Seton Hall (ESPNU) L, 59-81  
 South Florida (CSS) W, 52-40  
 at Hawaii (ESPNU) W, 65-62  
 vs. Long Beach State (ESPN2) L, 43-64  
 vs. UTEP (ESPN2) L, 76-83  
 Georgia Southern (CSS) W, 78-75  
 at Vanderbilt (SECN) L, 35-65  
 Kentucky (#2) (SECN) L, 53-68  
 Ole Miss (SECN) W, 69-68 (2OT)  
 at LSU (ESPNU) L, 58-65 (OT)  
 South Carolina (SECN) W, 63-52  
 at Arkansas (CSS) L, 53-56  
 at Tennessee (ESPN2) L, 49-64  
 Georgia (SECN) W, 59-51  
 at Mississippi State (#19) (SECN) L, 88-91  
 Alabama (ESPNU) L, 50-68  
 at Ole Miss (FSN) L, 54-61  
 Mississippi State (#23) (FSN) W, 65-55  
 at Florida (#11) (ESPNU) L, 47-63  
 Arkansas (SECN) L, 71-77  
 at Alabama (SECN) L, 49-55  
 LSU (CBS) W, 67-52  
 Ole Miss\* (SECN) L, 54-68

### 2012-13

vs. Murray State (ESPN3) L, 59-79  
 at College of Charleston (ESPN3) W, 55-51  
 vs. Dayton (ESPN3) L, 63-73  
 at Boston College (ESPN3) L, 49-50  
 DePaul (ESPNU) L, 76-80  
 Winthrop (CSS) L, 67-74  
 vs. Illinois (#12) (BTN) L, 79-81  
 Florida State (FSN) W, 78-72  
 LSU (CSS) W, 68-63  
 at South Carolina (SECN) W, 74-71

at Arkansas (SECN)	L, 80-88 (2OT)
Kentucky (ESPNU)	L, 53-75
at Vanderbilt (ESPN2)	L, 61-73
Ole Miss (#23) (FSN)	L, 61-63
at Georgia (CSS)	L, 49-57
at Missouri (#17) (SECN)	L, 77-91
Alabama (SECN)	W, 49-37
at Kentucky (SECN)	L, 62-72
Arkansas (CSS)	L, 75-83
Florida (#7)(SECN)	L, 52-83
Texas A&M (ESPN3)	L, 56-65
at Ole Miss (FSN)	L, 55-88
at Alabama (ESPNU)	L, 43-61
Vanderbilt (ESPN2)	L, 55-62
Tennessee (CSS)	L, 75-82
at Mississippi State (FSN)	L, 71-74 (OT)
vs. Texas A&M* (SECN)	L, 62-71

**2013-14**

at Iowa State (ESPNU)	L, 70-99
vs. Iowa (FSN)	L, 62-81
Clemson (FSN)	W, 66-64
Boston College (CSS)	W, 77-67
Arkansas-Pine Bluff (CSS)	W, 91-59
at Ole Miss (ESPN2)	L, 62-65
Missouri (ESPNU)	L, 68-70
at Tennessee (CSS)	L, 67-78
Florida (SEC-TV)	L, 61-68
at Mississippi State (ESPN3)	L, 74-82
at Arkansas (FSN)	L, 67-86
Alabama (ESPN3)	W, 74-55
Georgia (SEC-TV)	W, 74-67
at South Carolina (ESPN3)	W, 79-74
at LSU (SEC-TV)	L, 80-87
Kentucky (SEC-TV)	L, 56-64
Mississippi State (SEC-TV)	W, 92-82
Florida (FSN)	L, 66-71
Vanderbilt (FSN)	L, 59-67
South Carolina (FSN)	W, 83-67
at Alabama (ESPNU)	L, 57-73
Tennessee (SEC-TV)	L, 54-82
at Texas A&M (SEC-TV)	W, 69-64
vs. South Carolina* (SEC-TV)	L, 56-74

**2014-15**

Milwaukee (ESPNU)	W, 83-73
at Colorado (ESPN2)	L, 59-90
Louisiana (FSN)	W, 105-80
vs. Tulsa (ESPNU)	L, 35-53
vs. Oregon State (ESPN3)	W, 71-69
at Texas Tech (SECN)	L, 44-46
Coastal Carolina (FSN)	L, 54-58
at Clemson (ESPN3)	L, 61-72
Winthrop (SECN)	W, 80-62
Xavier (SECN)	W, 89-82 (2OT)
Texas Southern (SECN+)	W, 61-60
MTSU (SECN)	W, 64-48
North Alabama (SECN)	W, 82-61
at Vanderbilt (ESPNU)	L, 52-64
Missouri (SECN)	W, 85-79
at Florida (ESPN2)	L, 55-75
South Carolina (SECN)	W, 71-68
Mississippi State (SECN)	L, 71-78
at Alabama (SECN)	L, 55-57
Texas A&M (SECN)	L, 61-71

at Tennessee (ESPN2)	L, 63-71
at LSU (ESPN2)	W, 81-77
Ole Miss (SECN)	L, 79-86
Arkansas (#23) (ESPNU)	L, 87-101
at Georgia (FSS)	W, 69-68
Alabama (ESPNU)	L, 68-79
at Kentucky (#1) (ESPN)	L, 75-110
LSU (ESPNU)	L, 61-84
at Texas A&M (SECN)	L, 55-80
at Missouri (SECN)	L, 61-63
Georgia (SECN)	L, 61-64
vs. Mississippi State* (SECN)	W, 74-68
vs. Texas A&M* (SECN)	W, 66-59
vs. LSU* (SECN)	W, 73-70 (OT)
vs. Kentucky* (#1) (ESPN)	L, 67-91

**2015-16**

UAB (SECN+)	W, 75-74
Colorado (ESPN)	L, 84-91
Georgia Southern (SECN+)	W, 92-62
Northwestern State (SECN)	W, 119-81
at Coastal Carolina (BigSouthNet)	W, 81-78
at MTSU (MTSU)	L, 81-88 (OT)
Mercer (SECN)	W, 78-71
at Xavier (#10) (FS1)	L, 61-85
vs. New Mexico (ESPNU)	W, 83-78
vs. Harvard (ESPNU)	L, 51-69
at Hawai'i (ESPN2)	L, 67-79
Tennessee (CBS)	W, 83-77
South Carolina (SECN)	L, 69-81
at Missouri (ESPN2)	L, 61-76
at Vanderbilt (ESPNU)	L, 57-75
Kentucky (#13) (ESPN)	W, 75-70
Alabama (SECN)	W, 83-77
at Florida (SECN)	L, 63-95
at Ole Miss (SECN)	L, 63-80
Oklahoma State (ESPN2)	L, 63-74
LSU (SECN)	L, 68-80
at Georgia (SECN)	L, 55-65
at Tennessee (SECN)	L, 45-71
Vanderbilt (ESPN2)	L, 57-86
at Arkansas (SECN)	W, 90-86
Ole Miss (SECN)	L, 59-69
Georgia (SECN)	W, 84-81
at Alabama (SECN)	L, 57-65
Texas A&M (#18) (ESPNU)	L, 63-81
at Mississippi State (SECN)	L, 66-79
vs. Tennessee* (SECN)	L, 59-97

**2016-17**

North Florida (SECN+)	W, 83-66
Georgia State (SECN)	W, 83-65
Eastern Kentucky (SECN)	W, 85-64
vs. Texas Tech (CBSSN)	W, 67-65
vs. Purdue (#17) (CBSSN)	L, 71-96
USC Upstate (SECN+)	W, 90-83
at UAB (beIN)	W, 74-70
vs. Boston College (FS1)	L, 71-72
Coastal Carolina (SECN)	W, 117-72
Mercer (SECN)	W, 76-74
vs. Oklahoma (CBSSN)	W, 74-70
at UConn (ESPN2)	W, 70-67 (OT)
Georgia (ESPNU)	L, 84-96
at Vanderbilt (SECN)	L, 61-80
Ole Miss (SECN)	L, 85-88

at Missouri (SECN)	W, 77-72
at Kentucky (#6) (ESPN)	L, 72-92
LSU (SECN)	W, 78-74
Alabama (ESPN2)	W, 84-64
at South Carolina (#23) (SECN)	L, 69-98
at TCU (ESPNU)	W, 88-80
Tennessee (SECN)	L, 77-87
at Alabama (SECN)	W, 82-77
Mississippi State (ESPNU)	W, 98-92
at Ole Miss (SECN)	L, 84-90
Florida (#13) (SECN)	L, 95-114
at Texas A&M (ESPNU)	L, 62-81
at LSU (SECN)	W, 98-75
Arkansas (SECN)	L, 68-79
at Georgia (SECN)	L, 78-79
Missouri (SECN)	W, 89-78
vs. Missouri* (SECN)	L, 83-86 (OT)

**2017-18**

vs. Indiana State (ESPNU)	W, 83-64
vs. Temple (ESPN2)	L, 74-88
vs. Hofstra (ESPNU)	W, 89-78
Winthrop (SECN)	W, 119-85
at Dayton (CBS Sports)	W, 73-60
UAB (SECN)	W, 85-80
vs. MTSU (SECN)	W, 76-70
UConn (ESPN2)	W, 89-64
Cornell (SECN)	W, 98-77
at Tennessee (#23) (ESPNU)	W, 94-84
Arkansas (#22) (ESPNU)	W, 88-77
Ole Miss (ESPNU)	W, 85-70
at Mississippi State (SECN)	W, 76-68
at Alabama (SECN)	L, 71-76
Georgia (SECN)	W, 79-65
at Missouri (SECN)	W, 91-73
LSU (SECN)	W, 95-70
at Ole Miss (SECN)	W, 79-70
Vanderbilt (SECN)	W, 93-81
Texas A&M (ESPN2)	L, 80-81
at Georgia (SECN)	W, 78-61
Kentucky (ESPN2)	W, 76-66
at South Carolina (SECN)	L, 75-84
Alabama (SECN)	W, 90-71
at Florida (SECN)	L, 66-72
at Arkansas (SECN)	L, 82-91
South Carolina (SECN)	W, 79-70
vs. Alabama* (ESPN)	L, 63-81
vs. College of Charleston+ (truTV)	W, 62-58
vs. Clemson (#20)+ (TBS)	L, 53-84

**2018-19**

South Alabama (SECN)	W, 101-58
Washington (#25) (SECN)	W, 88-66
vs. Xavier (ESPN2)	W, 88-79 (OT)
vs. Duke (#1) (ESPN)	L, 72-78
vs. Arizona (ESPN2)	W, 73-57
UNC Asheville (SECN)	W, 67-41
Dayton (SECN)	W, 82-72
vs. UAB (CBSSN)	W, 75-71 (OT)
at NC State (ESPN2)	L, 71-78
Murray State (SECN)	W, 93-88
at Ole Miss (ESPN2)	L, 67-82
Georgia (ESPN2)	W, 93-78
at Texas A&M (ESPNU)	W, 85-66
Kentucky (#12) (ESPN)	L, 80-82

at South Carolina (SECN)	L, 77-80
at Mississippi State (#22) (SECN)	L, 84-92
Missouri (SECN)	W, 92-58
Alabama (ESPN2)	W, 84-63
Florida (ESPNU)	W, 76-62
at LSU (#21) (ESPN2)	L, 78-83
Ole Miss (SECN)	L, 55-60
at Vanderbilt (ESPNU)	W, 64-53
Arkansas (SECN)	W, 79-56
at Kentucky (#4) (CBS)	L, 53-80
at Georgia (ESPNU)	W, 78-75
Mississippi State (ESPNU)	W, 80-75
at Alabama (ESPNU)	W, 66-60
Tennessee (#5) (ESPN)	W, 84-80
vs. Missouri* (SECN)	W, 81-71
vs. South Carolina* (ESPN)	W, 73-64
vs. Florida* (ESPN)	W, 65-62
vs. Tennessee* (#8) (ESPN)	W, 84-64
vs. New Mexico State+ (TNT)	W, 78-77
vs. Kansas+ (#17) (TBS)	W, 89-75
vs. North Carolina+ (#3) (TBS)	W, 97-80
vs. Kentucky+ (#7) (CBS)	W, 77-71 (OT)
vs. Virginia+ (#2) (CBS)	L, 62-63

### 2019-20

Georgia Southern (SECN)	W, 83-74
vs. Davidson (CBSSN)	W, 76-66
at South Alabama (ESPN+)	W, 70-69
CSUN (SECN)	W, 116-70
Colgate (SECN)	W, 91-62
vs. New Mexico (ESPNEWS)	W, 84-59
vs. Richmond (ESPN2)	W, 79-65
Furman (SECN)	W, 81-78 (OT)
vs. Saint Louis (ESPN2)	W, 67-61
NC State (ESPN2)	W, 79-73
Lehigh (SECN)	W, 74-51
Lipscomb (SECN)	W, 86-59
at Mississippi State (SECN)	W, 80-68
Vanderbilt (SECN)	W, 83-79
Georgia (ESPNEWS)	W, 82-60
at Alabama (ESPN2)	L, 64-83
at Florida (CBS)	L, 47-69
South Carolina (ESPNU)	W, 80-67
Iowa State (ESPNU)	W, 80-76
at Ole Miss (ESPNU)	W, 83-82 (2OT)
Kentucky (ESPN) (#13)	W, 75-66
at Arkansas (SECN)	W, 79-76 (OT)
LSU (ESPN) (#18)	W, 91-90 (OT)
Alabama (ESPN2)	W, 95-91 (OT)
at Missouri (ESPN2)	L, 73-85
at Georgia (ESPN2)	L, 55-65
Tennessee (CBS)	W, 73-66
Ole Miss (SECN)	W, 67-58
at Kentucky (CBS) (#8)	L, 66-73
Texas A&M (ESPN2)	L, 75-78
at Tennessee (ESPN2)	W, 85-63

### 2020-21

vs. Saint Joseph's (FS1)	W, 96-91 (OT)
vs. Gonzaga (#1) (FOX)	L, 67-90
at UCF (ESPN+)	L, 55-63
South Alabama (SECN)	W, 90-81
vs. Memphis (ESPNU)	W, 74-71
Texas Southern (SECN+)	W, 80-63
Troy (SECN)	W, 77-41

Appalachian State (SECN)	W, 67-53
Arkansas (ESPN2)	L, 85-97
at Texas A&M (SECN)	L, 66-68
at Ole Miss (SECN)	L, 61-72
Alabama (ESPN2)	L, 90-94
at Georgia (SECN)	W, 95-77
Kentucky (ESPN)	W, 66-59
at Arkansas (SECN)	L, 73-75
at South Carolina (ESPN2)	W, 109-85
Missouri (#12) (ESPN2)	W, 88-82
at Baylor (#2) (ESPN)	L, 72-84
Georgia (SECN)	L, 86-91
Ole Miss (ESPN2)	L, 84-86 (OT)
at Vanderbilt (SECN)	W, 73-67
Kentucky (CBS)	L, 80-82
at LSU (ESPN)	L, 80-104
Florida (ESPN)	L, 57-74
Tennessee (#25) (ESPN)	W, 77-72
Alabama (#8) (ESPN2)	L, 58-70
Mississippi State (SECN)	W, 78-71

### 2021-22

Morehead State (SEC Network+)	W, 77-54
ULM (SEC Network+)	W, 93-65
at USF (ESPN+)	W, 58-52
vs. UConn (ESPN) (#22)	L, 109-115 (2OT)
vs. Loyola Chicago (ESPN2)	W, 62-53
vs. Syracuse (ESPN2)	W, 89-68
UCF (SEC Network+)	W, 85-68
Yale (ESPNU)	W, 86-64
vs. Nebraska (ESPN2)	W, 99-68
North Alabama (SEC Network)	W, 70-44
at Saint Louis (CBSSN)	W, 74-70
Murray State (SEC Network)	W, 71-58
LSU (ESPN2) (#16)	W, 70-55
at South Carolina (SEC Network)	W, 81-66
Florida (ESPN2)	W, 85-73
at Alabama (ESPN) (#24)	W, 81-77
at Ole Miss (SEC Network)	W, 80-71
Georgia (ESPNU)	W, 83-60
Kentucky (CBS) (#12)	W, 80-71
at Missouri (SEC Network)	W, 55-54
Oklahoma (ESPN)	W, 86-68
Alabama (ESPN)	W, 100-81
at Georgia (SEC Network)	W, 74-72
at Arkansas (ESPN2)	L, 76-80
Texas A&M (ESPN)	W, 75-58
Vanderbilt (SEC Network)	W, 94-80
at Florida (ESPN)	L, 62-63
Ole Miss (SEC Network)	W, 77-64
at Tennessee (ESPN) (#17)	L, 62-67
at Miss. State (SEC Network)	W, 81-68 (OT)
South Carolina (SEC Network)	W, 82-71
vs. Texas A&M* (ESPN)	L, 62-67
vs. Jacksonville State+ (truTV)	W, 80-61
vs. Miami (Fla.)+ (truTV)	L, 61-79

### 2022-23

George Mason (SEC Network+)	W, 70-52
USF (SEC Network+)	W, 67-59
Winthrop (SEC Network)	W, 89-65
Texas Southern (SEC Network+)	W, 72-56
vs. Bradley (CBSSN)	W, 85-64
vs. Northwestern (CBSSN)	W, 43-42
Saint Louis (SEC Network)	W, 65-60

Colgate (SEC Network+)	W, 93-66
vs. Memphis (ESPN2)	L, 73-82
Georgia State (SEC Network+)	W, 72-64
at USC (ESPN)	L, 71-74
at Washington (Pac-12 Networks)	W, 84-61
Florida (ESPN2)	W, 61-58
at Georgia (SEC Network)	L, 64-76
Arkansas (SEC Network) (#13)	W, 72-59
at Ole Miss (ESPNU)	W, 82-73
Mississippi State (SEC Network)	W, 69-63
at LSU (ESPN2)	W, 67-49
at South Carolina (SEC Network)	W, 81-66
Texas A&M (ESPN2)	L, 63-79
at West Virginia (ESPN)	L, 77-80
Georgia (SEC Network)	W, 94-73
at Tennessee (ESPN) (#2)	L, 43-46
at Texas A&M (ESPN2)	L, 78-83
Alabama (ESPN) (#3)	L, 69-77
Missouri (ESPN2)	W, 89-56
at Vanderbilt (SEC Network)	L, 65-67
Ole Miss (SEC Network)	W, 78-74
at Kentucky (CBS)	L, 54-86
at Alabama (ESPN2) (#2)	L, 85-90 (OT)
Tennessee (ESPN) (#12)	W, 79-70
vs. Arkansas* (SEC Network)	L, 73-76
vs. Iowa+ (TNT)	W, 83-75
vs. Houston+ (TBS) (#2)	L, 64-81

#### \* SEC Tournament

#### + NCAA Tournament

@ National Invitation Tournament  
(National Rankings in parenthesis)

### TELEVISION SUMMARY

**Total TV Games:** 776 (403-373, .519)  
**Home Games:** 353 (233-120, .660)  
**Away Games:** 268 (83-185, .310)  
**Neutral Games:** 155 (79-76, .510)

**ABC:** 3 (1-2, .333)  
**BeIN:** 1 (1-0, 1.000)  
**Big Ten Network:** 1 (0-1, .000)  
**CBS:** 36 (17-19, .472)  
**CBSCS/CSTV/CBSSN:** 11 (8-3, .727)  
**College Sports SE:** 18 (18-0, 1.000)  
**Comcast (CSS):** 39 (26-13, .667)  
**NBC:** 6 (2-4, .333)  
**ESPN:** 76 (32-44, .421)  
**ESPN2:** 60 (25-35, .417)  
**ESPN3/+:** 16 (9-7, .563)  
**ESPNEWS:** 2 (2-0, 1.000)  
**ESPNU:** 47 (23-24, .489)  
**ESPN Classic:** 1 (0-1, .000)  
**FOX:** 1 (0-1, .000)  
**FS1:** 3 (1-2, .333)  
**FSN South:** 74 (41-33, .554)  
**Independent:** 14 (8-6, .571)  
**Pac-12 Networks:** 1 (1-0, 1.000)  
**SEC Network:** 127 (81-46, .638)  
**SEC Network+:** 9 (9-0, 1.000)  
**SportsChannel:** 2 (1-1, .500)  
**SportsSouth:** 1 (1-0, 1.000)  
**Sunshine Network:** 2 (0-2, .000)  
**TBS:** 4 (2-2, .500)  
**TNT:** 2 (2-0, 1.000)  
**truTV:** 3 (2-1, .667)  
**USA:** 8 (5-3, .625)  
**WTBS:** 4 (3-1, .750)

# ALL-AMERICANS

## 1931-32

Jack Stewart College Humor Magazine (Second Team)

## 1958-59

Rex Frederick Helms Athletic Foundation (Second Team)

## 1959-60

Henry Hart Helms Athletic Foundation (Second Team)

## 1965-66

Lee DeFore Helms Athletic Foundation (36-man roster)

## 1969-70

John Mengelt Helms Athletic Foundation (36-man roster)

## 1970-71

John Mengelt Helms Athletic Foundation (36-man roster)

## 1977-78

Mike Mitchell Converse Yearbook (Second Team)

## 1983-84

Charles Barkley Basketball Times (Second Team)  
National Association of Basketball Coaches (Third Team)

## 1984-85

Chuck Person The Sporting News (Second team)  
McGregor (Third Team)

## 1985-86

Chuck Person Basketball Weekly (Second Team)  
National Association of Basketball Coaches (Third Team)

## 1993-94

Wesley Person Associated Press (Honorable Mention)  
United States Basketball Writers Association (Honorable Mention)


## 1998-99

Chris Porter John Wooden Award (First Team)  
Basketball Times (First Team)  
College Hoops Insider (First Team)  
Associated Press (Second Team)  
United States Basketball Writers Association (Second Team)


Doc Robinson College Hoops Insider (First Team)  
Associated Press (Honorable Mention)

## 2021-22


Jabari Smith Associated Press (Second Team)  
NABC Division I (Second Team)  
USBWA Division I (Second Team)  
The Sporting News (Second Team)  
Sports Illustrated (First Team)  
Walker Kessler Associated Press (Third Team)  
USBWA Division I (Third Team)  
Sports Illustrated (Third Team)



Charles Barkley




Lee DeFore




Rex Frederick




Henry Hart




Walker Kessler



John Mengelt



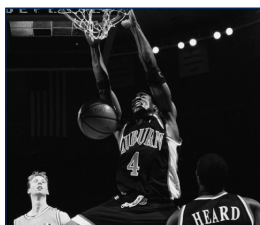
Mike Mitchell



Chuck Person



Wesley Person




Chris Porter



Doc Robinson



Jabari Smith




Jack Stewart

# ALL-SEC

Year	Player	AP	+UPI	*Coaches
1950	Don Lanford, G	2	—	—
	Bill Lynn, F	3	—	—
1951	Don Lanford, G	3	—	—
1954	Bob Miller, F	3	—	—
1955	Bill Kirkpatrick, G	2	1	—
1956	Jim O'Donnell, G	3	—	—
1957	Rex Frederick, C	3	—	—
1958	Rex Frederick, F	1	—	1
	Jimmy Lee, G	3	—	—
1959	Rex Frederick, F	1	—	1
	Jimmy Lee, F	2	—	—
	Henry Hart, G	2	—	—
1960	Henry Hart, F	1	—	1
	David Vaughn, C	3	—	—
1961	Jim Fibbe, F	2	—	1
1926	Layton Johns, C	2	—	1
	Billy Tinker, F	3	—	—
1963	Layton Johns, F	1	—	1
	John Blackwell, G	3	—	—
1964	Lee DeFore, C	3	—	—
1965	Joe Newton, G	1	2	1
	Freddie Guy, F	3	—	—
	Lee DeFore, F	—	3	—
1966	Lee DeFore, C	3	—	—
1967	Alex Howell, G	—	3	—
	Bobby Buisson, G	—	—	1
1968	Wally Tinker, F	—	3	—
1969	John Mengelt, G	2	2	1
	Wally Tinker, F	3	—	1
1970	John Mengelt, G	1	1	1
	Bill Alexander, F	3	—	—
1971	John Mengelt, G	1	1	1
1972	Henry Harris, G	3	—	—
1973	Gary England, G	3	—	—
1974	Eddie Johnson, G	2	2	1
1975	Eddie Johnson, G	2	2	1
	Mike Mitchell, F	3	3	—
1976	Eddie Johnson, G	1	1	1
	Mike Mitchell, F	2	2	1
1977	Mike Mitchell, F	2	2	1
	Eddie Johnson, G	3	3	—
1978	Mike Mitchell, F	1	1	1
	Stan Pietkiewicz, F	2	2	—
1979	Bobby Cattage, C	—	3	—
1982	Charles Barkley, C	2	2	—
	Odell Mosteller, G	—	2	—
1983	Charles Barkley, C	2	2	1
	Darrell Lockhart, F	3	—	—
1984	Charles Barkley, C	1	1	1
	Chuck Person, F	1	1	1
1985	Chuck Person, F	1	1	1
1986	Chuck Person, F	1	1	1
1987	Jeff Moore, C	2	1	1
	Chris Morris, F	2	3	—
	Frank Ford, G	3	—	—
1988	Chris Morris, F	1	1	1
	Jeff Moore, C	—	3	—
1989	Keenan Carpenter, G	2	3	—
1990	Ronnie Battle, G	3	—	1
	Derrick Dennison, F	—	3	—
1991	Ronnie Battle, G	2	3	—
1992	Wesley Person, F	3	—	—
1993	Wesley Person, F/G	2	—	1
	Ronnie Battle, G	—	—	1
	Aaron Swinson, C	3	—	2

Year	Player	AP	+UPI	*Coaches
1994	Wesley Person, G/F	1	—	1
	Aaron Swinson, F/C	2	—	1
1995	Moochie Norris, G	3	—	3
1996	Wes Flanigan, G	3	—	3
	Lance Weems, G	—	—	3
1997	Pat Burke, C	Hon. Mention	—	—
1998	Bryant Smith, F	Hon. Mention	—	—
1999	Chris Porter, F	1	—	1
	Doc Robinson, G	1	—	1
	Bryant Smith, F	2	—	2
	Mamadou N'diaye, C	3	—	—
2000	Doc Robinson, G	1	—	2
	Chris Peorter, F	2	—	2
2001	Jamison Brewer, G	3	—	—
	Marquis Daniels, F	3	—	3
	Adam Harrington, G	—	—	3
2003	Marquis Daniels, F	2	—	2
2004	Marco Killingsworth, F	3	—	2
2005	Toney Douglas, G	3	—	3
2009	Korvotney Barber, F	2	—	2
2013	Chris Denson, G	Hon. Mention	—	2
2015	KT Harrell, G	2	—	2
2018	Bryce Brown, G	1	—	2
2018	Jared Harper, G	2	—	2
2018	Mustapha Heron, G	2	—	—
2019	Bryce Brown, G	—	—	2
2019	Jared Harper, G	2	—	2
2020	Samir Doughty, G	2	—	1
2020	Isaac Okoro, F	—	—	2
2022	Jabari Smith, F	1	—	1
2022	Walker Kessler, F/C	1	—	1
2023	Johni Broome, F	—	—	2
2023	Wendell Green Jr., G	—	—	2

\*10-player squad until a 5-member squad in 1993-94  
+ Discontinued after the 1990-91 season



Rex Frederick became the first Auburn player to earn All-SEC First Team honors in 1957-58, after averaging 16.1 points and 14.8 rebounds per game.

# WAREAGLE

2023-24 AUBURN MEN'S BASKETBALL

# HONORS AND AWARDS

## NATIONAL COACH OF THE YEAR

Head coach Cliff Ellis is the only Auburn Basketball coach to be named National Coach of the Year. Ellis won six different National Coach of the Year awards following the 1998-99 season, when the Tigers went 29-4, won the SEC Championship and finished the season ranked No. 4 in the nation by the Associated Press.

- 1999 Cliff Ellis (Associated Press)  
(John & Nellie Wooden Award)  
(United States Basketball Writers Association)  
(Sports Illustrated)  
(The Sporting News)  
(Basketball News)

## SEC COACH OF THE YEAR

Southeastern Conference Coach of the Year awards have been presented since 1960 by the Associated Press, since 1999 by the SEC Coaches, from 1964-98 by the Knoxville News-Sentinel, from 1965-91 by United Press International and from 1974-90 by the Birmingham Tip-Off Club (Rupp Cup).

Since those awards have been presented, six Auburn coaches have been the recipients:

- 1960 Joel Eaves (AP)
- 1975 Bob Davis (UPI)
- 1984 Sonny Smith (AP, UPI, Knoxville News-Sentinel/  
Birmingham Tip-Off Club)
- 1988 Sonny Smith (Knoxville News-Sentinel/  
Birmingham Tip-Off Club)
- 1990 Tommy Joe Eagles (Knoxville News-Sentinel/  
Birmingham Tip-Off Club)
- 1995 Cliff Ellis (Anniston Star)
- 1999 Cliff Ellis (Associated Press/SEC Coaches/  
The Birmingham News)
- 2022 Bruce Pearl (Associated Press/SEC Coaches)

## SEC PLAYER OF THE YEAR

Southeastern Conference Player of the Year awards have been presented since 1965 by both the Associated Press and United Press International (until 1991) and then by the SEC Coaches.

Two Auburn players have received that honor:

- 1984 C, Charles Barkley (AP and UPI)
- 1999 F, Chris Porter (AP and SEC Coaches)

## NATIONAL DEFENSIVE PLAYER OF THE YEAR

The Naismith College Defensive Player of the Year Award is an annual basketball award given to the most outstanding defensive player in men's college basketball. It has been awarded by the Atlanta Tipoff Club since 2018. It is named in honor of James Naismith, who invented the game of basketball. In addition, The NABC Defensive Player of the Year is an award given annually by the National Association of Basketball Coaches to recognize the top defensive player in college basketball. The award has been given since 1987 and was previously known as the Henry Iba Corinthian Award, named after Hall of Fame coach Henry Iba, who coached at Oklahoma State University from 1934 to 1970.

- 2022 F/C, Walker Kessler (Naismith and NABC)

## NATIONAL FRESHMAN OF THE YEAR

The USBWA National Freshman of the Year, renamed the Wayman Tisdale Award in 2010, is an annual basketball award given to college basketball's most outstanding freshman male player by the United States Basketball Writers Association, an association of college basketball journalists. The award was first given following the 1988-89 season and renamed after the late Wayman Tisdale, who in 1983 was named a first-team All-American as a freshman at the University of Oklahoma. In addition, NABC Freshman of the Year is an annual college basketball award presented by adidas to the most outstanding freshman player through the National Association of Basketball Coaches. The award was first given following the 2016-17 season.

- 2022 F, Jabari Smith (USBWA and NABC)

## SEC FRESHMAN OF THE YEAR

Southeastern Conference Freshman of the Year awards have been presented since 1965 by both the Associated Press and United Press International (until 1991) and then by the SEC Coaches. One Auburn player has won the award:

- 2022 F, Jabari Smith (SEC Coaches)

## ALL-TIME SEC TEAM

In 1974, the Orlando Sentinel published an All-Time SEC Team as selected by a special panel of sportswriters.

One Auburn player was named to that all-time squad:

- G, John Mengelt (Third Team)

## TEAM OF THE DECADE

In 1989, the Birmingham Post-Herald and Jackson Clarion-Ledger published a Southeastern Conference Team of the Decade. The Birmingham Post-Herald lineup was selected by a special panel of sportswriters, sportscasters and officials while the Jackson Clarion-Ledger polled the current league coaches.

Two Auburn players were named to the SEC team of the 1980s (first-team selections) by both newspapers:

- F, Chuck Person, C, Charles Barkley

Charles Barkley was also honored as the SEC Player of the Decade by the Birmingham Post-Herald.

## SEC ALL-TOURNAMENT TEAMS

From 1933 through 1952, players named to the all-tournament team at the Southeastern Conference Tournament served as the All-SEC squad (a first and second team). The Associated Press began selecting a regular-season All-SEC squad in 1949. In 1956, the league coaches began selecting a 10-man All-SEC roster and United Press International started its all-conference picks in 1965. When the conference tournament resumed in 1979, members of the working press once again began selecting an all-tournament squad in addition to a tourney MVP.

Auburn has received 12 all-tournament honors and three of them have been named MVP:

- 1942 G, Shag Hawkins (First Team)

1984	C, Charles Barkley (MVP), F, Chuck Person
1985	F, Chuck Person (MVP)
2000	G, Doc Robinson, C, Mamadou N'diaye, F, Mack McGadney
2009	F, Korvotney Barber
2015	G, KT Harrell
2019	G, Bryce Brown (MVP), G, Jared Harper, F, Chuma Okeke

## SEC BASKETBALL LEGENDS

SEC Basketball Legends, presented by Allstate, features former greats from all 14 Southeastern Conference member institutions. The men's basketball legends program began in 1999 with classes honored every year with the exception of 2020, 2021 and 2022.

1999	John Mengelt
2000	Gary Redding
2001	Sonny Smith
2002	Bobby Cattage
2003	Bill Alexander
2004	Charles Barkley
2005	Rex Frederick
2006	Lee DeFore
2007	Henry Hart
2008	Wesley Person
2009	Doc Robinson
2010	Chuck Person
2011	Jimmy Fibbe
2012	Chris Morris
2013	Ronnie Battle
2014	Gerald White
2015	Chris Porter
2016	Jack Stewart
2017	Marquis Daniels
2018	Joel Eaves
2019	Mike Mitchell
2020	Layton Johns (honored in 2023)

## NAISMITH MEMORIAL BASKETBALL HALL OF FAME

Auburn All-American Charles Barkley became the first player from the state of Alabama to be inducted into the Naismith Memorial Basketball Hall of Fame during Enshrinement ceremonies Sept. 8, 2006, in Springfield, Mass.

Joining Barkley in the Class of 2006 were Dominique Wilkins, Joe Dumars, Geno Auriemma, David Gavitt and Sandro Gambo.

One Auburn player has been named to the Basketball Hall of Fame:

2006	Charles Barkley
------	-----------------

## ALABAMA SPORTS HALL OF FAME

Each fall, the Alabama Sports Hall of Fame, consisting of voters across the state of Alabama, chooses inductees. Eight Auburn basketball Tigers have been inducted into the Hall of Fame, most recently former coach Sonny Smith in 2007. Former Athletic Director Jeff Beard and legendary Coach Joel Eaves were the first Tigers inducted in 1974 and 1978, respectively. Located in the Birmingham-Jefferson County Civic Center complex, the Hall houses many of the state's past and present heroes.

Here is a list of Auburn's Alabama Sports Hall of Fame members:

1974	Athletic Director Jeff Beard
1978	Coach Joel Eaves
1995	John Mengelt
2001	Charles Barkley
2003	Rex Frederick
2005	Chuck Person
2005	Jim Fyffe, announcer
2007	Sonny Smith
2011	Henry Hart
2017	Lee DeFore

## HALL OF HONOR

Nine former Tiger players and a friend of the University have been inducted into the Auburn Hall of Honor:

C, Bill Alexander, 1968-70
C, Frank DuBose, 1927-29
G, Joel Eaves, 1935-37, (Head Coach from 1949-63)
F/C, Jimmy Fibbe, 1964-66
C/F, Rex Frederick, 1957-59
G, Henry Hart, 1957-59
G, Shag Hawkins, 1940-42
G, John Mengelt, 1969-71
C, Jack Stewart, 1930-32
Roy B. Sewell, lifetime supporter

## ESPN SILVER ANNIVERSARY ALL-SEC TEAM

Auburn All-American Chuck Person was named to ESPN's "Silver Anniversary All-SEC team," featuring the top five players from the Southeastern Conference over 25 seasons from 1979-80 to 2003-04. It was done as part of ESPN's 25th-anniversary celebration. The team was compiled through a vote of a seven-member panel of media and conference representatives. The five man team consists of F, Chuck Person (Auburn), F, Jamal Mashburn (Kentucky), C, Shaquille O'Neal (LSU), G, Chris Jackson (LSU) and G, Allan Houston (Tennessee).

## USBWA MOST COURAGEOUS AWARD

Wes Flanigan was presented the United States Basketball Writers' "Most Courageous Award" at the 1997 NCAA Final Four in Indianapolis. Flanigan, an All-SEC point guard as a junior at Auburn in 1995-96 season, was diagnosed with bone cancer and underwent successful four-hour surgery in May 1996 before his senior season. He returned to the court five months later and ended up leading the 1996-97 Tigers in scoring (11.0) and assists (4.5). Flanigan's story was featured on CBS, ESPN, CNN, FOX SportsSouth, Intersport Television, Atlanta Journal-Constitution, Memphis Commercial Appeal, Louisville Courier-Journal, Arkansas-Democrat Gazette, The State (Columbia, S.C.), every major newspaper in the state of Alabama among others. In fact, Tommy Hicks, a columnist for The Mobile Press-Register, won the Alabama Sports Writers Association's "Herby Kirby Award" in 1997 for the top sports article among Alabama newspapers.

## ACADEMIC ALL-AMERICA TEAM

The Academic All-America Team has been selected by the College Sports Information Directors of America (CoSIDA now renamed College Sports Communicators), honoring outstanding academic and athletic achievement by student-athletes throughout the landscape of college sports since 1952.

1976	F, Gary Redding (Third Team)
1984	F, Mark Cahill (Honorable Mention)

## ACADEMIC ALL-SEC

Academic All-SEC awards have been presented since 1962. The following qualifications were established in 1978: (1) maintain a "B" average for college career; (2) be in residence a full academic year; (3) be either a starter or top substitute. In 1984, the SEC Academic Honor Roll was established with the following guidelines: (1) have at least a 3.0 grade-point average (on 4.0 scale) for either the past year or for academic career; (2) be at least a sophomore in class standing (freshman redshirts are eligible and transfers must have attended current institution for at least one year); (3) have 24 semester or 36 quarter hours toward a degree; (4) receive a letter for that season.

Auburn players have earned 74 Academic All-SEC honors:

1962	F, Bill Ross (First Team)
1965	F, Freddie Guy (First Team)
1966	C, Randall Walker (Second Team)
1969	F, Tom Perry (First Team)

1970	G, John Mengelt (First Team), F, Bill Alexander (Second Team)
1971	G, John Mengelt (First Team)
1974	F, Gary Redding (Second Team)
1975	F, Gary Redding (First Team)
1976	F, Gary Redding (First Team)
1983	F, Mark Cahill
1984	F, Mark Cahill
1995	F, Franklin Williams
1999	G, Daymeon Fishback, G, Scott Pohlman
2000	F, Abe Smith
2002	F, Mack McGadney
2003	G, Derrick Bird
2004	G, Lewis Monroe, G Danny Wicke
2005	G, Brett Howell
2006	G, Brett Howell
2007	G, Drew Smith
2008	G, Drew Smith, G Ryan Brooks
2009	G, Drew Smith
2010	G, Josh Wallace, G, Dylan Spencer
2012	G, Josh Wallace, G, Dylan Spencer, F, Bernard Morena
2017	F, Cole Blackstock, G, Ronnie Johnson, G, Patrick Keim, G, Tahj Shamsid-Deen, F, LaRon Smith, G, Cole Stockton, F, Trey Tate
2018	F, Thomas Collier, G, Brett Easterling, G, Patrick Keim, G, Will Macoy, F, Anfernee McLemore, G, Davion Mitchell, G, Devontae Williams
2019	F, Cole Blackstock, F, Thomas Collier, G, Brett Easterling, G, Will Macoy, G, Devontae Williams
2020	F, Thomas Collier, G, Will Macoy, F, Anfernee McLemore
2021	C, Babatunde Akingbola, G, Lior Berman, G, Devan Cambridge, G, Jamal Johnson, G, Chandler Leopard, G, Chase Maasdorp, F, Jaylin Williams
2022	G, Lior Berman, C, Dylan Cardwell, G, Preston Cook, F, Ty Cressman, G, Chandler Leopard, G, Chase Maasdorp, G, Carter Sobera, F, Jaylin Williams
2023	G, Lior Berman, C, Dylan Cardwell, G, Zep Jasper, G, Chandler Leopard, G, Carter Sobera, F, Jaylin Williams

### SEC ALL-DEFENSIVE TEAM

The Southeastern Conference All-Defensive Team has been selected by a vote of the league's head coaches since the 1990-91 season.

2009	G, Quantez Robertson
2018	F, Anfernee McLemore
2020	F, Isaac Okoro
2022	F/C, Walker Kessler

### SEC COMMUNITY SERVICE TEAM

Each year, the Southeastern Conference chooses a Community Service Teams of players of various sports from among its member universities. The honor goes to players in recognition of their off-the-court volunteering and community service activities. A men's basketball community service team has been selected since 1999.

1999	F, Adrian Chilliest
2000	G, Daymeon Fishback
2001	G, Scott Pohlman
2002	G, Charlton Barker
2003	F, Marquis Daniels
2004	G, Johnathan Lewis
2005	G, Nathan Watson
2006	G, Ronny LeMelle
2007	G, Quantez Robertson
2008	G, Drew Smith
2009	G, Quantez Robertson
2010	F, Lucas Hargrove
2011	G, Frankie Sullivan
2012	F, Kenny Gabriel
2013	G, Josh Wallace
2014	C, Asauhn Dixon-Tatum
2015	G, KT Harrell
2016	F, Jordon Granger

2017	G, Mustapha Heron
2018	G, Jared Harper
2019	F, Horace Spencer
2020	C, Austin Wiley
2021	C, Babatunde Akingbola
2022	C, Dylan Cardwell
2023	F, Jaylin Williams

### SEC ALL-FRESHMAN TEAM

Since 1984, the Knoxville News-Sentinel has published the Southeastern Conference All-Freshman Team as selected by league coaches, except for the 2004-05 season when the SEC athletic directors voted it down.

Fourteen Auburn players have received all-freshman honors:

1985	F, Chris Morris, C, Jeff Moore
1990	G, Ronnie Battle, G, Reggie Gallon
1991	F, Wesley Person
1994	G, Wes Flanigan
1995	F, Franklin Williams
1997	G, Daymeon Fishback, C, Mamadou N'diaye
1998	G, Scott Pohlman
2002	F, Brandon Robinson
2006	G, Rasheem Barrett, G, Quantez Robertson
2007	G, DeWayne Reed
2017	G, Mustapha Heron
2020	F, Isaac Okoro
2021	G, Sharife Cooper
2022	F, Jabari Smith

### SEC PLAYER OF THE WEEK

Southeastern Conference Player of the Week awards have been presented since 1985 as selected by the league media relations staff. The league office began the SEC Freshman of the Week honor in 2005-06.

Since the inception of the weekly award, Auburn players have received the honor 44 times:

2/11/85	F, Chuck Person
2/3/85	F, Chuck Person
2/24/85	F, Chuck Person
12/87	C, Jeff Moore
1/11/88	F, Chris Morris
2/29/88	F, Chris Morris
2/13/89	G, Keenan Carpenter
1/13/91	G, Ronnie Battle
2/3/92	G, Ronnie Battle
1/18/93	G, Ronnie Battle
3/1/93	F/G, Wesley Person
12/93	G/F, Wesley Person
2/20/94	F/C, Aaron Swinson
1/11/98	F, Bryant Smith
2/2/98	G, Doc Robinson
11/23/98	F, Chris Porter
1/11/99	F, Chris Porter
2/15/99	G, Doc Robinson
11/15/99	C, Mamadou N'diaye
1/10/00	G, Doc Robinson
1/31/00	F, Chris Porter
12/11/00	G, Jamison Brewer
12/10/01	F, Marquis Daniels
1/19/03	F, Marquis Daniels
11/21/04	G, Ian Young
2/6/05	G, Frank Tolbert
11/13/06	F, Korvotney Barber
3/5/07	F, Korvotney Barber
11/26/07	G, Rasheem Barrett
3/9/09	F, Korvotney Barber
3/7/11	F, Kenny Gabriel
12/23/13	G, KT Harrell
11/17/14	F, Cinmeon Bowers
12/22/14	G, KT Harrell



1/8/18	G, Mustapha Heron
1/29/18	G, Mustapha Heron
11/12/18	F, Chuma Okeke
11/26/18	G, Bryce Brown
12/2/19	C, Austin Wiley
1/6/20	G, J'Von McCormick
1/3/22	F/C, Walker Kessler
1/24/22	F/C, Walker Kessler
2/7/22	G, Wendell Green Jr.
2/14/22	F/C, Walker Kessler

## SEC ROOKIE/FRESHMAN OF THE WEEK

Southeastern Conference Rookie of the Week awards were presented from 1988-1992 and were reinstated in the 2005-06 season as selected by the league media relations staff.

Fourteen Auburn players received the honor 24 times:

1/21/90	G, Reggie Gallon
2/11/90	G, Ronnie Battle
12/91	F, Wesley Person
2/3/91	F, Wesley Person
12/91	F, Aaron Swinson
1/20/92	F, Aaron Swinson
1/27/92	F, Aaron Swinson
1/1/06	G, Rasheem Barrett
2/16/09	G, Frankie Sullivan
12/17/12	G, Jordan Price
12/26/16	G, Jared Harper
1/23/17	C, Austin Wiley
2/6/17	G, Jared Harper
12/4/17	F, Chuma Okeke
11/18/19	F, Isaac Okoro
12/9/19	F, Isaac Okoro
12/4/20	G, Justin Powell
1/11/21	G, Sharife Cooper
11/29/21	F, Jabari Smith
1/3/22	F, Jabari Smith
1/17/22	F, Jabari Smith
1/24/22	F, Jabari Smith
2/21/22	F, Jabari Smith
3/7/22	F, Jabari Smith

## TIGER TRAIL OF AUBURN

The Tiger Trail of Auburn, located along the sidewalks of downtown Auburn, is Auburn's own walk of fame. The Tiger Trail honors outstanding Auburn University athletes, coaches and administrators. Since 1995, the Auburn Chamber and Auburn University Athletics have joined together with the Auburn community to honor Auburn's outstanding athletes, coaches and administrators. Every year a new class of honorees is inducted into the Tiger Trail during the Tiger Trail induction ceremony. Each inductee is presented with an engraved granite plaque to be placed in the sidewalk of downtown Auburn among the plaques honoring other Auburn greats. Over 100 of Auburn's athletic elite are now part of the Tiger Trail.

1995	John Mengelt (1969-71)
1995	Chuck Person (1982-86)
1996	Charles Barkley (1982-84)
1997	Joel Eaves (1950-63)
2000	Rex Frederick (1956-59)
2001	Henry Hart (1955-60)
2002	Erk Russell (1946-49)
2005	Mike Mitchell (1974-78)
2006	Lee DeFore (1962-66)
2008	Sonny Smith (1979-89)
2010	Wesley Person (1991-94)
2012	Frank Ford (1984-87)
2012	Gerald White (1984-87)
2013	Jimmy Fibbe (1959-61)
2014	Doc Robinson (1997-00)
2017	Ray Groover (1959-61)
2022	Marquis Daniels (2000-03)

## BANQUET AWARDS

In 1990, the late Tommy Joe Eagles initiated a year-end Auburn Basketball Awards Banquet. Eight individual awards are presented, including outstanding rebounder, outstanding defensive player, outstanding offensive player, playmaker award, sixth-man award, academic achievement award and most valuable player. The Paul Lambert and Tommy Joe Eagles Memorial Trophy for leadership is given in memory of Auburn's 15th head basketball coach, Paul Lambert, who died in a hotel fire June 6, 1978, in Columbus, Ga., and Tommy Joe Eagles, who died unexpectedly of a heart attack July 30, 1994, two months after becoming the head coach at New Orleans. Recipients are selected by the coaching staff.

The 2020 and 2021 banquets were canceled due to the COVID-19 pandemic. The banquet was also not held in 2023.

Here is a complete list of awards presented at previous banquets:

## PAUL LAMBERT/TOMMY JOE EAGLES MEMORIAL TROPHY (MVP AWARD)

1990	G, Reggie Gallon
1991	F, Chris Brandt
1992	C, Chris Brandt
1993	F, Rod Joyce
1994	G, Leonard Smith
1995	G/F, Ray Donald
1996	G, Wes Flanigan
1997	G, Wes Flanigan
1998	F, Franklin Williams
1999	F, Bryant Smith
2000	G, Daymeon Fishback
2001	G, Scott Pohlman
2002	G, Charlton Barker
2003	F, Marquis Daniels
2004	G, Lewis Monroe
2005	G, Nathan Watson
2006	G, Ronny LeMelle
2007	G, Frank Tolbert
2008	G, Frank Tolbert
2009	G, Quantez Robertson
2010	G, Frankie Sullivan
2011	F, Kenny Gabriel
2012	G, Frankie Sullivan
2014	G, KT Harrell
2015	G, KT Harrell
2016	F, Tyler Harris
2017	G, Mustapha Heron
2018	G, Bryce Brown, G, Jared Harper, G, Mustapha Heron
2019	G, Bryce Brown, G, Jared Harper, F, Chuma Okeke
2022	F, Jabari Smith

## MOST VALUABLE PLAYER

1990	F, Derrick Dennison
1991	G, Ronnie Battle
1992	F, Wesley Person
1993	F/G, Wesley Person
1994	G/F, Wesley Person
1995	G, Moochie Norris
1996	G, Wes Flanigan
1997	C, Pat Burke
1998	G, Doc Robinson
1999	G, Doc Robinson, G, Scott Pohlman, C, Mamadou N'diaye, F, Chris Porter, F, Bryant Smith
2000	G, Doc Robinson
2001	F, Marquis Daniels
2002	F, Marquis Daniels
2003	F, Marquis Daniels
2004	F, Marco Killingsworth
2005	G, Nathan Watson
2006	G, Ronny LeMelle
2007	G, Quantez Robertson
2008	G, Quantez Robertson, F, Quan Prowell

2009	F, Korvotney Barber
2010	G, Tay Waller
2011	F, Kenny Gabriel
2012	F, Kenny Gabriel
2014	G, Chris Denson

**JOHN MENGELT FREE THROW AWARD**

2015	G, KT Harrell
2016	G, Bryce Brown
2017	F, Danjel Purifoy
2018	F, Desean Murray
2019	G, Jared Harper
2022	G, Wendell Green Jr.

**COACHES' AWARD**

2015	G, Tahj Shamsid-Deen
2016	C, Trayvon Reed
2017	G/F, Devin Waddell
2018	F, Chuma Okeke
2019	G, Bryce Brown

**OUTSTANDING OFFENSIVE PLAYER**

1990	G, Ronnie Battle
1991	F, Wesley Person
1992	G, Ronnie Battle
1993	G, Ronnie Battle
1994	F/C, Aaron Swinson
1995	G, Lance Weems
1996	G, Lance Weems
1997	F, Franklin Williams
1998	G, Scott Pohlman
1999	F, Chris Porter, G, Doc Robinson
2000	F, Chris Porter
2001	G, Adam Harrington
2002	G, Adam Harrington
2003	F, Marco Killingsworth
2004	G, Ian Young
2005	G, Toney Douglas
2006	G, Ronny LeMelle
2007	F, Korvotney Barber, F, Quan Prowell
2008	F, Quan Prowell
2009	F, Korvotney Barber, G, Rasheem Barrett, G, Tay Waller, G, DeWayne Reed
2010	G, Tay Waller

**OUTSTANDING DEFENSIVE PLAYER**

1990	F, Chris Brandt
1991	C, Zane Arnold
1992	C, Chris Brandt
1993	F, Mark Hutton
1994	G, Shawn Stuart
1995	G, Wes Flanigan
1996	G, Wes Flanigan
1997	G, Wes Flanigan
1998	F, Bryant Smith
1999	F, Bryant Smith
2000	C, Mamadou N'diaye
2001	C, Kyle Davis
2002	G, Derrick Bird
2003	G, Derrick Bird
2004	F, Quinnel Brown
2005	G, Nathan Watson
2006	G, Rasheem Barrett
2007	G, Quantez Robertson
2008	G, Quantez Robertson
2009	G, Quantez Robertson
2010	G, Frankie Sullivan
2011	G, Josh Wallace
2012	F, Kenny Gabriel
2014	C, Asauhn Dixon-Tatum

2015	G, Devin Waddell
2016	F, Horace Spencer
2022	G, Zep Jasper

**MOST OUTSTANDING REBOUNDER**

1990	C, Zane Arnold
1991	C, Robert McKie
1992	F, Aaron Swinson
1993	F/C, Aaron Swinson
1994	F/C, Aubrey Wiley
1995	F, Chris Davis
1996	C, Pat Burke
1997	C, Pat Burke
1998	C, Mamadou N'diaye
1999	F, Chris Porter
2000	C, Mamadou N'diaye
2001	G, Jamison Brewer
2002	F, Kyle Davis
2003	C, Kyle Davis
2004	F, Brandon Robinson
2005	F, Quinnel Brown
2006	F, Korvotney Barber
2007	F, Korvotney Barber, F Josh Dollard
2008	F, Quan Prowell
2009	F, Korvotney Barber
2010	F, Lucas Hargrove
2011	G, Earnest Ross
2012	F, Kenny Gabriel

**PLAYMAKER AWARD**

1990	G, Reggie Gallon
1991	G, Reggie Gallon
1992	G, Reggie Gallon, G Champ Wrencher
1993	G, Reggie Gallon
1994	G, Wes Flanigan
1995	G, Moochie Norris
1996	G, Wes Flanigan
1997	G, Doc Robinson
1998	F, Kendell Mack, G Clifton Robinson, G John Gomillion, G Dudley Smith
1999	G, Scott Pohlman
2000	F, Mack McGadney
2001	G, Reggie Sharp
2002	F, Marco Killingsworth, G, Lewis Monroe
2003	G, Lewis Monroe
2004	G, Ronny LeMelle
2005	G, Ian Young
2006	G, Quantez Robertson
2007	G, Quantez Robertson
2008	G, Quantez Robertson
2009	G, DeWayne Reed
2010	G, DeWayne Reed
2011	G, Josh Wallace
2012	G, Josh Wallace
2014	G, Tahj Shamsid-Deen
2015	G, Cinmeon Bowers

**SIXTH MAN AWARD**

1990	F, John Caylor, G Champ Wrencher
1991	G, Larry Patrick
1992	F, Jeff Switzer
1993	F, Aubrey Wiley
1994	G, Lance Weems
1995	C, Pat Burke
1996	F, Alvin Jefferson
1997	F, Alvin Jefferson
1998	G, Daymeon Fishback
1999	F, Adrian Chilliest
2000	G, Reggie Sharp
2001	G, Lincoln Glass, F, Abdou Diame
2002	G, Dwayne Mitchell

2003	F, Brandon Robinson, G, Nathan Watson
2004	C, Dwayne Curtis
2005	G, Frank Tolbert
2006	G, Frank Tolbert
2009	F, Lucas Hargrove, G, Frankie Sullivan
2010	C, Brendon Knox
2011	G, Tony Neysmith
2012	Auburn Student Body
2014	C, Matthew Atewe
2015	G, Malcolm Canada
2016	G, Bryce Brown
2017	G, Ronnie Johnson
2018	F, Chuma Okeke
2019	G, J'Von McCormick
2022	G, Wendell Green Jr.

#### MOST IMPROVED PLAYER AWARD

2015	F, Jordon Granger, G, TJ Lang
2016	F, Horace Spencer
2017	F, Anfernee McLemore
2018	G, Bryce Brown
2019	F, Chuma Okeke
2022	F/C, Walker Kessler

#### IRON TIGER AWARD

2007	G, Quantez Robertson
2008	F, Quan Prowell
2009	F, Lucas Hargrove, G, Josh Wallace, G, Quantez Robertson, G, Jake Drum
2012	F, Rob Chubb
2014	F, Devin Waddell, G, C.J. Holmes
2015	G, KT Harrell
2016	F, Cinmeon Bowers
2017	F, Anfernee McLemore
2018	G, Jared Harper
2019	F, Horace Spencer
2022	F/C, Walker Kessler

#### BILL LYNN ACADEMIC AWARD

1990	F, John Caylor
1991	F, John Caylor
1992	F, Jeff Switzer
1993	G, Reggie Gallon
1994	F, Franklin Williams
1995	F, Franklin Williams
1996	F, Franklin Williams
1997	G, Daymeon Fishback
1998	F, Franklin Williams
1999	G, Daymeon Fishback
2000	F, Abe Smith
2001	G, Charlton Barker
2002	F, Mack McGadney
2003	F, Marquis Daniels
2004	G, Lewis Monroe
2005	G, Brett Howell
2006	G, Brett Howell
2007	G, Drew Smith
2008	G, Drew Smith
2009	G, Drew Smith
2010	G, Josh Wallace
2011	G, Josh Wallace, G, Dylan Spencer, G, T.J. Rice
2012	G, Josh Wallace
2014	G, Tahj Shamsid-Deen
2015	G, Patrick Keim
2016	G, Cole Stockton
2017	F, Anfernee McLemore
2018	F, Anfernee McLemore
2019	F, Cole Blacktock
2022	C, Dylan Cardwell

#### RISING WATERS ACADEMIC AWARD

2017	F, Horace Spencer
2018	G, Patrick Keim
2019	F, Horace Spencer
2022	G, Lior Berman

#### SPIRIT OF AUBURN AWARD

2022	G, K.D. Johnson
------	-----------------

#### MIKE MITCHELL COURAGE AWARD

2015	G, Antoine Mason
2016	G, T.J. Dunans
2017	C, Austin Wiley
2018	F, Anfernee McLemore
2019	F, Danjel Purifoy, C, Austin Wiley
2022	F, Jaylin Williams, G, Allen Flanigan

#### SONNY SMITH MOST OUTSTANDING TEAMMATE AWARD

2012	F, Allen Payne
2014	F, Allen Payne
2015	G, Patrick Keim
2016	F, Jordon Granger
2017	F, Danjel Purifoy
2018	G, Malik Dunbar, F, Horace Spencer
2019	G, Malik Dunbar
2022	F, Chris Moore, C, Babatunde Akingbola

#### STUDENT MANAGER OF THE YEAR AWARD

2019	Michael Wilmot
------	----------------



# AUBURN IN THE NBA

# WAREAGLE

## AUBURN IN THE NBA DRAFT

Year	Rnd	Pick	Name, Position	Team
1960	12	82	Henry Hart, G	New York Knicks
1963	4	34	Layton Johns, C	Los Angeles Lakers
1965	4	21	Joe Newton, C	Baltimore Bullets
1966	4	31	Lee DeFore, F	New York Knicks
1971	2	21	John Mengelt, SG	Cincinnati Royals
1972	8	120	Henry Harris, G	Houston Rockets
1973	3	46	Jim Retseck, F	Golden State Warriors
1976	5	73	Gary Redding, F	Portland Trailblazers
1977	3	49	Eddie Johnson, SG	Atlanta Hawks
1978	1	15	Mike Mitchell, SF	Cleveland Cavaliers
	7	133	Stan Pietkiewicz, SG/PG	San Diego Clippers
1979	7	143	Rich Valavicius, F	Houston Rockets
1980	8	170	Rich Valavicius, F	Washington Bullets
1981	6	122	Earl Banks, F	Seattle SuperSonics
	8	165	Bobby Cattage, PF	Utah Jazz
1983	2	35	Darrell Lockhart, C	San Antonio Spurs
	10	211	Odell Mosteller, G	Utah Jazz
1984	1	5	Charles Barkley, PF	Philadelphia 76ers
	9	193	Greg Turner, F/C	Kansas City Kings
1986	1	4	Chuck Person, SF/PF	Indiana Pacers
1987	6	138	Frank Ford, G	Los Angeles Lakers
	7	158	Gerald White, G	Dallas Mavericks
1988	1	4	Chris Morris, SF/SG	New Jersey Nets
	3	58	Jeff Moore, C/F	Charlotte Hornets
	3	63	Mike Jones, F	Milwaukee Bucks
1994	1	23	Wesley Person, SG/SF	Phoenix Suns
2000	1	26	Mamadou N'Diaye, C	Denver Nuggets
	2	55	Chris Porter, SF	Golden State Warriors
2001	2	40	Jamison Brewer, PG/SG	Indiana Pacers
2019	1	16	Chuma Okeke, PF	Orlando Magic
2020	1	5	Isaac Okoro, SF	Cleveland Cavaliers
2021	2	37	JT Thor, F	Detroit Pistons
	2	48	Sharife Cooper, G	Atlanta Hawks
2022	1	3	Jabari Smith Jr., F	Houston Rockets
	1	22	Walker Kessler, F/C	Memphis Grizzlies (Traded to Minnesota Timberwolves)

## UNDRAFTED FREE AGENTS TO PLAY IN THE NBA

Pat Burke, C  
 Marquis Daniels, SG/SF  
 Jared Harper, PG  
 Adam Harrington, SG  
 Myles Patrick, SF  
 Aaron Swinson, SF

## PLAYED AT AUBURN AND TRANSFERRED

Year	Rnd	Pick	Name, Position	Team
1979	3	49	Cedrick Hordges, PF	Chicago Bulls
1992	2	42	Matt Geiger, C	Miami Heat
1996	2	33	Moochie Norris, PG	Milwaukee Bucks
2009	1	29	Toney Douglas, PG/SG	Los Angeles Lakers
2021	1	9	Davion Mitchell, G	Sacramento Kings



Jabari Smith Jr. - No. 3 Overall in 2022 NBA Draft



Walker Kessler - No. 22 Overall in 2022 NBA Draft

2023-24 AUBURN MEN'S BASKETBALL

# AUBURN IN THE NBA

## AUBURN ROSTER IN THE NBA ALL-TIME

**BARKLEY, Charles, F** - Philadelphia 76ers (1984-1992), Phoenix Suns (1992-1996), Houston Rockets (1996-2000)

**BREWER, Jamison, G** - Indiana Pacers (2001-2004), New York Knicks (2004-05)

**BURKE, Pat, C** - Orlando Magic (2002-03), Phoenix Suns (2006-07)

**CATTAGE, Bobby, F** - Utah Jazz (1981-82), New Jersey Nets (1985-86)

**COOPER, Sharife, G** - Atlanta Hawks (2021-22), Cleveland Charge NBA G League (2022-Present)

**DANIELS, Marquis, G/F** - Dallas Mavericks (2003-06), Indiana Pacers (2006-2009), Boston Celtics (2009-2012), Milwaukee Bucks (2012-13)

**DOUGLAS, Toney, G** - New York Knicks (2009-12), Houston Rockets (2012-13), Sacramento Kings (2012-13), Golden State Warriors (2013-14), Miami Heat (2013-14)

**GEIGER, Matt, C** - Miami Heat (1992-95), Charlotte Hornets (1995-98), Philadelphia 76ers (1998-2002)

**HARPER, Jared G** - Phoenix Suns (2019-20), New York Knicks (2020-21) and New Orleans Pelicans (2021-22)

**HARRINGTON, Adam, G** - Dallas Mavericks (2002-03), Denver Nuggets (2002-03)

**HORDGES, Cedrick, PF** - Denver Nuggets (1980-82)

**JOHNSON, Eddie, G** - Atlanta Hawks (1977-86), Cleveland Cavaliers (1985-86), Seattle Sonics (1986-87)

**KESSLER, Walker, F/C** - Utah Jazz (2022-Present)

**LOCKHART, Darrell, C** - San Antonio Spurs (1983-84)

**MENGELT, John, G** - Cincinnati Royals (1971-72), Kansas City-Omaha Kings (1972-73), Detroit Pistons (1972-1976), Chicago Bulls (1976-1980), Golden State Warriors (1980-81)

**MITCHELL, Davion, G** - Sacramento Kings (2021-Present)

**MITCHELL, Mike, F** - Cleveland Cavaliers (1978-1982), San Antonio Spurs (1982-88)

**MORRIS, Chris, F/G** - New Jersey Nets (1988-1995), Utah Jazz (1995-1998), Phoenix Suns (1998-99)

**N'DIAYE, Mamadou, C** - Toronto Raptors (2000-03), Dallas Mavericks (2003-04), Atlanta Hawks (2003-04), Los Angeles Clippers (2004-05)

**NORRIS, Moochie, G** - Vancouver Grizzlies (1996-97), Seattle Sonics (1998-99), Houston Rockets (1999-04, 2005-06), New York Knicks (2003-05), New Orleans/Oklahoma City Hornets (2005-06)

**OKEKE, Chuma, F** - Orlando Magic (2019-Present)

**OKORO, Isaac, F** - Cleveland Cavaliers (2020-Present)

**PATRICK, Myles, F** - Los Angeles Lakers (1980-81)

**PERSON, Chuck, F** - Indiana Pacers (1986-92), Minnesota Timberwolves (1992-94), San Antonio Spurs (1994-98), Charlotte Hornets (1998-99), Seattle Sonics (1999-00)

**PERSON, Wesley, G** - Phoenix Suns (1994-97), Cleveland Cavaliers (1997-02), Memphis Grizzlies (2002-04), Portland Trailblazers (2003-04), Atlanta Hawks (2003-04), Miami Heat (2004-05), Denver Nuggets (2004-05)

**PIETKIEWICZ, Stan, G** - San Diego Clippers (1978-81), Dallas Mavericks (1980-81)

**PORTER, Chris, F** - Golden State Warriors (2000-01)

**SMITH JR., JABARI, F** - Houston Rockets (2022-Present)

**SWINSON, Aaron, F** - Phoenix Suns (1994-95)

**THOR, JT, F** - Charlotte Hornets (2021-Present)

## ALL-TIME NBA HONORS AND AWARDS

### NAISMITH MEMORIAL BASKETBALL HALL OF FAME

Charles Barkley (2006)

### NBA 50 GREATEST PLAYERS

Charles Barkley

### NBA LEAGUE MVP

Charles Barkley (1993)

### NBA ROOKIE OF THE YEAR

Chuck Person (1987)

### ALL-NBA TEAM

Charles Barkley (1986 - 2nd Team, 1987 - 2nd Team, 1988, 1989, 1990, 1991, 1992 - 2nd Team, 1993, 1994 - 2nd Team, 1995 - 2nd Team, 1996 - 3rd Team)

### NBA ALL-DEFENSIVE TEAM

Eddie Johnson (1979 - 2nd Team, 1980 - 2nd Team)

### NBA ALL-ROOKIE TEAM

Charles Barkley (1985)  
Marquis Daniels (2004 - 2nd Team)  
Walker Kessler (2023 - 1st Team)  
Chris Morris (1989 - 2nd Team)  
Isaac Okoro (2021 - 2nd Team)  
Chuck Person (1987)  
Wesley Person (1995 - 2nd Team)  
Jabari Smith (2023 - 2nd Team)

### NBA FINALS PARTICIPANTS

Charles Barkley (1993 - Chicago Bulls def. Phoenix Suns, 4-2)  
Chris Morris (1997 - Chicago Bulls def. Utah Jazz, 4-2)  
Marquis Daniels (2006 - Miami Heat def. Dallas Mavericks, 4-2)

### NBA ALL-STAR GAME PARTICIPANTS

Charles Barkley (1987, 1988, 1989, 1990, 1991, 1992, 1993, 1994, 1995, 1996, 1997)

### EDDIE JOHNSON (1980, 1981)

Mike Mitchell (1981)

### NBA ALL-STAR GAME MVP

Charles Barkley (1991)

# AUBURN IN THE NBA - BY TEAM

## ATLANTA HAWKS

### DRAFT CHOICES

Year	Round	Pick	Name
1977	3	49	Eddie Johnson, G
2021	2	48	Sharife Cooper, G

### ALL-TIME ROSTER

Name, Position	Years
Sharife Cooper, G	2021-22
Eddie Johnson, SG	1977-86
Mamadou N'Diaye, C	2003-04
Wesley Person, SG/SF	2003-04

## BOSTON CELTICS

### ALL-TIME ROSTER

Name, Position	Years
Marquis Daniels, SG/SF	2009-12

## BROOKLYN NETS

### DRAFT CHOICES

Year	Round	Pick	Name
1988	1	4	Chris Morris, F/G

### ALL-TIME ROSTER

Name, Position	Years
Bobby Cattage, F	1985-86
Chris Morris, F/G	1988-95

## CHARLOTTE HORNETS

### DRAFT CHOICES

Year	Round	Pick	Name
1988	3	58	Jeff Moore, C/F

### ALL-TIME ROSTER

Name, Position	Years
Chuck Person, SF/PF	1998-99
JT Thor, F	2021-Present

## CHICAGO BULLS

### ALL-TIME ROSTER

Name, Position	Years
John Mengelt, SG	1976-80

## CLEVELAND CAVALIERS

### DRAFT CHOICES

Year	Round	Pick	Name
1978	1	15	Mike Mitchell, F
2020	1	5	Isaac Okoro, F

### ALL-TIME ROSTER

Name, Position	Years
Eddie Johnson, SG	1985-86
Mike Mitchell, SF	1978-82
Isaac Okoro, SF	2020-Present
Wesley Person, SG/SF	1997-02

## DALLAS MAVERICKS

### DRAFT CHOICES

Year	Round	Pick	Name
1987	7	158	Gerald White, G

### ALL-TIME ROSTER

Name, Position	Years
Marquis Daniels, G/F	2003-06
Adam Harrington, G	2002-03
Mamadou N'Diaye, C	2003-04
Stan Pietkiewicz, G	1980-81

## DENVER NUGGETS

### DRAFT CHOICES

Year	Round	Pick	Name
2000	1	26	Mamadou N'Diaye, C

### ALL-TIME ROSTER

Name, Position	Years
Adam Harrington, G	2002-03
Wesley Person, G/F	2004-05

## DETROIT PISTONS

### DRAFT CHOICES

Year	Round	Pick	Name
1977	3	49	Eddie Johnson, G
2021	2	37	JT Thor, F

### ALL-TIME ROSTER

Name, Position	Years
John Mengelt, G	1972-76

## GOLDEN STATE WARRIORS

### DRAFT CHOICES

Year	Round	Pick	Name
1973	3	46	Jim Retseck, F
2000	2	55	Chris Porter, F

### ALL-TIME ROSTER

Name, Position	Years
Toney Douglas, G	2013-14
John Mengelt, G	1980-81
Chris Porter, F	2000-01

## HOUSTON ROCKETS

### DRAFT CHOICES

Year	Round	Pick	Name
1972	8	12	Henry Harris, G
1979	7	143	Rich Valavicius, F
2022	1	3	Jabari Smith Jr., F

### ALL-TIME ROSTER

Name, Position	Years
Charles Barkley, F	1996-00
Toney Douglas, G	2012-13
Moochie Norris, G	1999-04, 2005-06
Jabari Smith Jr., F	2022-Present

# AUBURN IN THE NBA - BY TEAM

## INDIANA PACERS

### DRAFT CHOICES

Year	Round	Pick	Name
1986	1	4	Chuck Person, F
2001	2	40	Jamison Brewer, G

### ALL-TIME ROSTER

Name, Position	Years
Jamison Brewer, G	2001-04
Marquis Daniels, F	2006-09
Chuck Person, F	1986-92

## LOS ANGELES CLIPPERS

### DRAFT CHOICES

Year	Round	Pick	Name
1978	7	133	Stan Pietkiewicz, G

### ALL-TIME ROSTER

Name, Position	Years
Mamadou N'Diaye, C	2004-05
Stan Pietkiewicz, G	1978-81

## LOS ANGELES LAKERS

### DRAFT CHOICES

Year	Round	Pick	Name
1963	4	34	Layton Johns, C
1987	6	138	Frank Ford, G

### ALL-TIME ROSTER

Name, Position	Years
Myles Patrick, F	1980-81

## MEMPHIS GRIZZLIES

### DRAFT CHOICES

Year	Round	Pick	Name
2022	1	22	Walker Kessler, F/C

### ALL-TIME ROSTER

Name, Position	Years
Moochie Nooris, G	1996-97*
Wesley Person, G/F	2002-04

\*-played for the Vancouver Grizzlies

## MIAMI HEAT

### ALL-TIME ROSTER

Name, Position	Years
Toney Douglas, G	2013-14
Wesley Person, G/F	2004-05

## MILWAUKEE BUCKS

### DRAFT CHOICES

Year	Round	Pick	Name
1988	3	63	Mike Jones, F

### ALL-TIME ROSTER

Name, Position	Years
Marquis Daniels, G/F	2012-13

## MINNESOTA TIMBERWOLVES

### ALL-TIME ROSTER

Name, Position	Years
Chuck Person, F	1992-94

## NEW ORLEANS PELICANS

### ALL-TIME ROSTER

Name, Position	Years
Jared Harper, G	2021-22
Moochie Norris, G	2005-06

## NEW YORK KNICKS

### DRAFT CHOICES

Year	Round	Pick	Name
1960	12	82	Henry Hart, G
1966	4	31	Lee DeFore, F

### ALL-TIME ROSTER

Name, Position	Years
Jamison Brewer, G	2004-05
Toney Douglas, G	2009-12
Jared Harper, G	2020-21
Moochie Norris, G	2003-05

## OKLAHOMA CITY THUNDER

### DRAFT CHOICES

Year	Round	Pick	Name
1981*	6	122	Earl Banks, F

\*Seattle SuperSonics

### ALL-TIME ROSTER

Name, Position	Years
Eddie Johnson, G	1986-87*
Moochie Norris, G	1998-99*
Chuck Person, F	1999-00*

\*-played with the Seattle SuperSonics

## ORLANDO MAGIC

### DRAFT CHOICES

Year	Round	Pick	Name
2019	1	16	Chuma Okeke, F

### ALL-TIME ROSTER

Name, Position	Years
Pat Burke, C	2002-03
Chuma Okeke, F	2019-Present

## PHILADELPHIA 76ERS

### DRAFT CHOICES

Year	Round	Pick	Name
1984	1	5	Charles Barkley, F

### ALL-TIME ROSTER

Name, Position	Years
Charles Barkley, F	1984-92

# AUBURN IN THE NBA - BY TEAM

## PHOENIX SUNS

### DRAFT CHOICES

Year	Round	Pick	Name
1994	1	23	Wesley Person, G/F

### ALL-TIME ROSTER

Name, Position	Years
Charles Barkley, F	1992-96
Pat Burke, C	2006-07
Jared Harper, G	2019-20
Chris Morris, F/G	1998-99
Wesley Person, G/F	1994-97
Aaron Swinson, F	1994-95

## PORTLAND TRAIL BLAZERS

### DRAFT CHOICES

Year	Round	Pick	Name
1976	5	73	Gary Redding, F

### ALL-TIME ROSTER

Name, Position	Years
Wesley Person, G/F	2003-04

## SACRAMENTO KINGS

### DRAFT CHOICES

Year	Round	Pick	Name
1971*	2	21	John Mengelt, SG
1984*	9	193	Greg Turner, F/C
2021	1	9	Davion Mitchell, G

\*Kansas City Kings

### ALL-TIME ROSTER

Name, Position	Years
Toney Douglas, G	2012-13
John Mengelt, G	1971-73*
Davion Mitchell, G	2021-Present

\*-played for the Cincinnati Royals and Kansas City-Omaha Kings

## SAN ANTONIO SPURS

### DRAFT CHOICES

Year	Round	Pick	Name
1983	2	35	Darrell Lockhart, C

### ALL-TIME ROSTER

Name, Position	Years
Darrell Lockhart, C	1983-84
Mike Mitchell, F	1982-88
Chuck Person, F	1994-98

## TORONTO RAPTORS

### ALL-TIME ROSTER

Name, Position	Years
Mamadou N'Diaye, C	2000-03

## UTAH JAZZ

### DRAFT CHOICES

Year	Round	Pick	Name
1981	8	165	Bobby Cattage, F
1983	10	211	Odell Mosteller, G

### ALL-TIME ROSTER

Name, Position	Years
Bobby Cattage, F	1981-82
Walker Kessler, F/C	2022-Present
Chris Morris, F/G	1995-98

## WASHINGTON WIZARDS

### DRAFT CHOICES

Year	Round	Pick	Name
1965*	4	21	Joe Newton, C
1980**	8	170	Rich Valavicius

\*Baltimore Bullets

\*\*Washington Bullets



# AUBURN IN THE NBA - CAREER STATISTICS

## CHARLES BARKLEY

Year	Team	GP	GS	MIN	FGM	FGA	FG%	3FG	3FGA	3FG%	FTM	FTA	FT%	OREB	DREB	REB	AST	TO	STL	BLK	PF	PTS
1984-85	PHL	82	60	2347	427	783	54.5%	1	6	16.7%	293	400	73.3%	266	437	703	155	209	95	80	301	1148
1985-86	PHL	80	80	2952	595	1041	57.2%	17	75	22.7%	396	578	68.5%	354	672	1026	312	350	173	125	333	1603
1986-87	PHL	68	62	2740	557	937	59.4%	21	104	20.2%	429	564	76.1%	390	604	994	331	322	119	104	252	1564
1987-88	PHL	80	80	3170	753	1283	58.7%	44	157	28.0%	714	951	75.1%	385	566	951	254	304	100	103	278	2264
1988-89	PHL	79	79	3088	700	1208	57.9%	35	162	21.6%	602	799	75.3%	403	583	986	325	254	126	67	262	2037
1989-90	PHL	79	79	3085	706	1177	60.0%	20	92	21.7%	557	744	74.9%	361	548	909	307	243	148	50	250	1989
1990-91	PHL	67	67	2498	665	1167	57.0%	44	155	28.4%	475	658	72.2%	258	422	680	284	210	110	33	173	1849
1991-92	PHL	75	75	2881	622	1126	55.2%	32	137	23.4%	454	653	69.5%	271	559	830	308	235	136	44	196	1730
1992-93	PHX	76	76	2859	716	1376	52.0%	67	220	30.5%	445	582	76.5%	237	691	928	385	233	119	74	196	1944
1993-94	PHX	65	65	2298	518	1046	49.5%	48	178	27.0%	318	452	70.4%	198	529	727	296	206	101	37	160	1402
1994-95	PHX	68	66	2382	554	1141	48.6%	74	219	33.8%	379	507	74.8%	203	553	756	276	150	110	45	201	1561
1995-96	PHX	71	71	2632	580	1160	50.0%	49	175	28.0%	440	566	77.7%	243	578	821	262	218	114	56	208	1649
1996-97	HOU	53	53	2009	335	692	48.4%	58	205	28.3%	288	415	69.4%	212	504	716	248	151	69	25	153	1016
1997-98	HOU	68	41	2243	361	744	48.5%	18	84	21.4%	296	397	74.6%	241	553	794	217	147	71	28	187	1036
1998-99	HOU	42	40	1526	240	502	47.8%	4	25	16.0%	192	267	71.9%	167	349	516	192	100	43	13	89	676
1999-00	HOU	20	18	620	106	222	47.7%	6	26	23.1%	71	110	64.5%	71	138	209	63	44	14	4	48	289
<b>Career</b>		<b>1073</b>	<b>1012</b>	<b>39330</b>	<b>8435</b>	<b>15605</b>	<b>54.1%</b>	<b>538</b>	<b>2020</b>	<b>26.6%</b>	<b>6349</b>	<b>8643</b>	<b>73.5%</b>	<b>4260</b>	<b>8286</b>	<b>12546</b>	<b>4215</b>	<b>3376</b>	<b>1648</b>	<b>888</b>	<b>3287</b>	<b>23757</b>

#WAREAGLE

## JAMISON BREWER

Year	Team	GP	GS	MIN	FGM	FGA	FG%	3FG	3FGA	3FG%	FTM	FTA	FT%	OREB	DREB	REB	AST	TO	STL	BLK	PF	PTS
2001-02	IND	13	0	43	2	5	40.0%	0	1	0.0%	0	0	0.0%	2	6	8	9	3	2	0	3	4
2002-03	IND	10	0	80	9	17	52.9%	0	2	0.0%	4	9	44.4%	5	4	9	18	6	2	1	11	22
2003-04	IND	13	1	160	13	35	37.1%	5	14	35.7%	1	6	16.7%	2	9	11	17	10	7	0	9	32
2004-05	NYK	18	0	185	11	37	29.7%	3	15	20.0%	6	13	46.2%	6	16	22	12	13	8	1	11	31
<b>Career</b>		<b>54</b>	<b>1</b>	<b>465</b>	<b>35</b>	<b>94</b>	<b>37.2%</b>	<b>8</b>	<b>32</b>	<b>25.0%</b>	<b>11</b>	<b>28</b>	<b>39.3%</b>	<b>15</b>	<b>35</b>	<b>50</b>	<b>56</b>	<b>32</b>	<b>19</b>	<b>2</b>	<b>34</b>	<b>89</b>

## PAT BURKE

Year	Team	GP	GS	MIN	FGM	FGA	FG%	3FG	3FGA	3FG%	FTM	FTA	FT%	OREB	DREB	REB	AST	TO	STL	BLK	PF	PTS
2002-03	ORL	62	8	783	113	296	38.2%	1	7	14.3%	40	58	69.0%	57	89	146	23	47	19	25	99	267
2005-06	PHX	42	0	346	63	127	49.6%	2	7	28.6%	13	21	61.9%	21	52	73	16	33	6	13	62	141
2006-07	PHX	23	0	164	23	65	35.4%	6	22	27.3%	8	13	61.5%	12	35	47	5	7	3	2	19	60
<b>Career</b>		<b>127</b>	<b>8</b>	<b>1296</b>	<b>199</b>	<b>488</b>	<b>40.8%</b>	<b>9</b>	<b>36</b>	<b>25.0%</b>	<b>61</b>	<b>92</b>	<b>66.3%</b>	<b>90</b>	<b>176</b>	<b>266</b>	<b>44</b>	<b>87</b>	<b>28</b>	<b>40</b>	<b>180</b>	<b>468</b>

## BOBBY CATTAGE

Year	Team	GP	GS	MIN	FGM	FGA	FG%	3FG	3FGA	3FG%	FTM	FTA	FT%	OREB	DREB	REB	AST	TO	STL	BLK	PF	PTS
1981-82	UTH	49	0	337	60	135	44.4%	0	2	0.0%	30	41	73.2%	22	51	73	7	18	7	0	58	150
1985-86	NJN	29	1	185	28	83	33.7%	1	5	20.0%	35	44	79.5%	15	19	34	4	13	6	0	23	92
<b>Career</b>		<b>78</b>	<b>1</b>	<b>522</b>	<b>88</b>	<b>218</b>	<b>40.4%</b>	<b>1</b>	<b>7</b>	<b>14.3%</b>	<b>65</b>	<b>85</b>	<b>76.5%</b>	<b>37</b>	<b>70</b>	<b>107</b>	<b>11</b>	<b>31</b>	<b>13</b>	<b>0</b>	<b>81</b>	<b>242</b>

## SHARIFE COOPER

Year	Team	GP	GS	MIN	FGM	FGA	FG%	3FG	3FGA	3FG%	FTM	FTA	FT%	OREB	DREB	REB	AST	TO	STL	BLK	PF	PTS
2021-22	ATL	13	0	39	3	14	21.4%	1	6	16.7%	0	0	0.0%	0	5	5	5	5	0	0	1	7
<b>Career</b>		<b>13</b>	<b>0</b>	<b>39</b>	<b>3</b>	<b>14</b>	<b>21.4%</b>	<b>1</b>	<b>6</b>	<b>16.7%</b>	<b>0</b>	<b>0</b>	<b>0.0%</b>	<b>0</b>	<b>5</b>	<b>5</b>	<b>5</b>	<b>5</b>	<b>0</b>	<b>0</b>	<b>1</b>	<b>7</b>

## MARQUIS DANIELS

Year	Team	GP	GS	MIN	FGM	FGA	FG%	3FG	3FGA	3FG%	FTM	FTA	FT%	OREB	DREB	REB	AST	TO	STL	BLK	PF	PTS
2003-04	DAL	56	15	1039	203	411	49.4%	11	36	30.6%	60	78	76.9%	66	80	146	116	44	53	12	51	477
2004-05	DAL	60	17	1412	220	504	43.7%	7	35	20.0%	98	133	73.7%	87	129	216	128	86	83	14	124	545
2005-06	DAL	62	29	1766	246	512	48.0%	4	19	21.1%	138	183	75.4%	81	143	224	172	100	67	13	143	634
2006-07	IND	45	4	800	129	281	45.9%	6	26	23.1%	56	80	70.0%	26	56	82	57	55	27	7	56	320
2007-08	IND	74	1	1546	241	561	43.0%	27	102	26.5%	97	139	69.8%	66	146	212	137	112	79	18	121	606
2008-09	IND	54	43	1700	311	689	45.1%	18	90	20.0%	93	129	72.1%	80	168	248	114	94	62	26	120	733
2009-10	BOS	51	4	937	124	249	49.8%	6	28	21.4%	34	56	60.7%	27	68	95	66	42	27	6	91	288
2010-11	BOS	49	0	938	114	232	49.1%	4	21	19.0%	39	57	68.4%	24	89	113	64	38	39	22	63	271
2011-12	BOS	38	0	484	52	143	36.4%	0	10	0.0%	17	23	73.9%	16	50	66	47	28	21	9	36	121
2012-13	MIL	59	33	1085	132	351	37.6%	20	72	27.8%	40	54	74.1%	48	102	150	65	45	51	10	77	324
<b>Career</b>		<b>548</b>	<b>146</b>	<b>11704</b>	<b>1772</b>	<b>3933</b>	<b>45.1%</b>	<b>103</b>	<b>439</b>	<b>23.5%</b>	<b>672</b>	<b>932</b>	<b>72.1%</b>	<b>521</b>	<b>1031</b>	<b>1552</b>	<b>966</b>	<b>644</b>	<b>509</b>	<b>137</b>	<b>882</b>	<b>4319</b>

## JARED HARPER

Year	Team	GP	GS	MIN	FGM	FGA	FG%	3FG	3FGA	3FG%	FTM	FTA	FT%	OREB	DREB	REB	AST	TO	STL	BLK	PF	PTS
2019-20	PHX	3	0	8	1	4	25.0%	0	2	0.0%	0	0	0.0%	0	0	0	0	0	0	0	0	2
2020-21	NYK	8	0	16	0	4	0.0%	0	1	0.0%	3	4	75.0%	0	2	2	1	3	0	0	1	3
2021-22	NOP	5	0	43	14	26	53.8%	5	12	41.7%	4	4	100.0%	2	0	2	14	2	4	1	5	37
<b>Career</b>		<b>16</b>	<b>0</b>	<b>67</b>	<b>15</b>	<b>34</b>	<b>44.1%</b>	<b>5</b>	<b>15</b>	<b>33.3%</b>	<b>7</b>	<b>8</b>	<b>87.5%</b>	<b>2</b>	<b>2</b>	<b>4</b>	<b>15</b>	<b>5</b>	<b>4</b>	<b>1</b>	<b>6</b>	<b>42</b>

2023-24 AUBURN MEN'S BASKETBALL

# AUBURN IN THE NBA - CAREER STATISTICS

# WAREAGLE

2023-24 AUBURN MEN'S BASKETBALL

## ADAM HARRINGTON

Year	Team	GP	GS	MIN	FGM	FGA	FG%	3FG	3FGA	3FG%	FTM	FTA	FT%	OREB	DREB	REB	AST	TO	STL	BLK	PF	PTS
2002-03	DAL	13	0	37	4	17	23.5%	1	3	33.3%	2	2	100%	0	2	2	2	2	1	1	2	11
2002-03	DEN	6	0	74	7	20	35.0%	4	11	36.4%	1	2	50.0%	1	5	6	10	0	1	0	6	19
<b>Career</b>		<b>19</b>	<b>0</b>	<b>110</b>	<b>11</b>	<b>37</b>	<b>29.7%</b>	<b>5</b>	<b>14</b>	<b>35.7%</b>	<b>3</b>	<b>4</b>	<b>75.0%</b>	<b>1</b>	<b>7</b>	<b>8</b>	<b>12</b>	<b>2</b>	<b>2</b>	<b>1</b>	<b>8</b>	<b>30</b>

## EDDIE JOHNSON

Year	Team	GP	GS	MIN	FGM	FGA	FG%	3FG	3FGA	3FG%	FTM	FTA	FT%	OREB	DREB	REB	AST	TO	STL	BLK	PF	PTS
1977-78	ATL	79	0	1875	332	686	48.4%	0	0	0.0%	164	201	81.6%	51	102	153	235	168	100	4	232	828
1978-79	ATL	78	0	2413	501	982	51.0%	0	0	0.0%	243	292	83.2%	65	105	170	360	213	121	11	241	1245
1979-80	ATL	79	0	2622	590	1212	48.7%	5	13	38.5%	280	338	82.8%	95	105	200	370	189	120	24	216	1465
1980-81	ATL	75	0	2693	573	1136	50.4%	6	20	30.0%	279	356	78.4%	60	119	179	407	197	126	11	188	1431
1981-82	ATL	68	57	2314	455	1011	45.0%	7	30	23.3%	294	385	76.4%	63	128	191	358	186	102	16	188	1211
1982-83	ATL	61	57	1813	389	858	45.3%	14	41	34.1%	186	237	78.5%	26	98	124	318	156	61	6	138	978
1983-84	ATL	67	43	1893	353	798	44.2%	16	43	37.2%	164	213	77.0%	31	115	146	374	173	58	7	155	886
1984-85	ATL	73	66	2367	453	946	47.9%	22	72	30.6%	265	332	79.8%	38	154	192	566	244	43	7	184	1193
1985-86	ATL/CLE	71	9	1477	284	621	45.7%	29	85	34.1%	112	155	72.3%	30	91	121	333	150	18	2	128	709
1986-87	SEA	24	0	508	85	186	45.7%	5	15	33.3%	42	55	76.4%	11	35	46	115	41	12	1	36	217
<b>Career</b>		<b>675</b>	<b>223</b>	<b>19975</b>	<b>4015</b>	<b>8436</b>	<b>47.6%</b>	<b>104</b>	<b>319</b>	<b>32.6%</b>	<b>2029</b>	<b>2564</b>	<b>79.1%</b>	<b>470</b>	<b>1052</b>	<b>1522</b>	<b>3436</b>	<b>1717</b>	<b>761</b>	<b>89</b>	<b>1706</b>	<b>10163</b>

## WALKER KESSLER

Year	Team	GP	GS	MIN	FGM	FGA	FG%	3FG	3FGA	3FG%	FTM	FTA	FT%	OREB	DREB	REB	AST	TO	STL	BLK	PF	PTS
2022-23	UTAH	74	40	1703	298	414	.720	1	3	.333	82	159	.516	231	389	620	69	58	26	173	169	679
<b>Career</b>		<b>74</b>	<b>40</b>	<b>1703</b>	<b>298</b>	<b>414</b>	<b>.720</b>	<b>1</b>	<b>3</b>	<b>.333</b>	<b>82</b>	<b>159</b>	<b>.516</b>	<b>231</b>	<b>389</b>	<b>620</b>	<b>69</b>	<b>58</b>	<b>26</b>	<b>173</b>	<b>169</b>	<b>679</b>

## DARRELL LOCKHART

Year	Team	GP	GS	MIN	FGM	FGA	FG%	3FG	3FGA	3FG%	FTM	FTA	FT%	OREB	DREB	REB	AST	TO	STL	BLK	PF	PTS
1983-84	SAN	2	0	14	2	2	100%	0	0	0.0%	0	0	0.0%	0	3	3	0	2	0	0	5	4
<b>Career</b>		<b>2</b>	<b>0</b>	<b>14</b>	<b>2</b>	<b>2</b>	<b>100%</b>	<b>0</b>	<b>0</b>	<b>0.0%</b>	<b>0</b>	<b>0</b>	<b>0.0%</b>	<b>0</b>	<b>3</b>	<b>3</b>	<b>0</b>	<b>2</b>	<b>0</b>	<b>0</b>	<b>5</b>	<b>4</b>

## JOHN MENGELT

Year	Team	GP	GS	MIN	FGM	FGA	FG%	3FG	3FGA	3FG%	FTM	FTA	FT%	OREB	DREB	REB	AST	TO	STL	BLK	PF	PTS
1971-72	CIN	78	0	1438	287	605	47.4%	0	0	0.0%	208	252	82.5%	0	0	148	146	0	0	0	163	782
1972-73	KC/DET	79	0	1647	320	651	49.2%	0	0	0.0%	127	160	79.4%	0	0	181	153	0	0	0	148	767
1973-74	DET	77	0	1555	249	558	44.6%	0	0	0.0%	182	229	79.5%	40	166	206	148	0	68	7	164	680
1974-75	DET	80	0	1995	336	701	47.9%	0	0	0.0%	211	248	85.1%	38	153	191	201	0	72	4	198	883
1975-76	DET	67	0	1105	264	540	48.9%	0	0	0.0%	192	237	81.0%	27	88	115	108	0	40	5	138	720
1976-77	CHI	61	0	1178	209	458	45.6%	0	0	0.0%	89	113	78.8%	29	81	110	114	0	37	4	102	507
1977-78	CHI	81	0	1767	325	675	48.1%	0	0	0.0%	184	238	77.3%	41	88	129	232	124	51	4	169	834
1978-79	CHI	75	0	1705	338	689	49.1%	0	0	0.0%	150	182	82.4%	25	93	118	187	120	46	4	148	826
1979-80	CHI	36	0	387	90	166	54.2%	0	6	0.0%	39	49	79.6%	3	20	23	38	36	10	0	54	219
1980-81	GOS	2	0	11	0	4	0.0%	0	0	0.0%	0	0	0.0%	0	0	0	2	0	0	0	0	0
<b>Career</b>		<b>636</b>	<b>0</b>	<b>12788</b>	<b>2418</b>	<b>5047</b>	<b>47.9%</b>	<b>0</b>	<b>6</b>	<b>0.0%</b>	<b>1382</b>	<b>1708</b>	<b>80.9%</b>	<b>203</b>	<b>689</b>	<b>1221</b>	<b>1329</b>	<b>280</b>	<b>324</b>	<b>28</b>	<b>1284</b>	<b>6218</b>

## MIKE MITCHELL

Year	Team	GP	GS	MIN	FGM	FGA	FG%	3FG	3FGA	3FG%	FTM	FTA	FT%	OREB	DREB	REB	AST	TO	STL	BLK	PF	PTS
1978-79	CLE	80	0	1576	362	706	51.3%	0	0	0.0%	131	178	73.6%	127	202	329	60	102	51	29	215	855
1979-80	CLE	82	0	2802	775	1482	52.3%	0	6	0.0%	270	343	78.7%	206	385	591	93	172	70	77	259	1820
1980-81	CLE	82	0	3194	853	1791	47.6%	4	9	44.4%	302	385	78.4%	215	287	502	139	175	63	52	199	2012
1981-82	CLE/SAN	84	83	3063	753	1477	51.0%	0	7	0.0%	220	302	72.8%	244	346	590	82	153	60	43	277	1726
1982-83	SAN	80	79	2803	686	1342	51.1%	0	3	0.0%	219	289	75.8%	188	349	537	98	126	57	52	248	1591
1983-84	SAN	79	79	2853	779	1597	48.8%	6	14	42.9%	275	353	77.9%	188	382	570	93	141	62	73	251	1839
1984-85	SAN	82	82	2853	775	1558	49.7%	5	23	21.7%	269	346	77.7%	145	272	417	151	144	61	27	219	1824
1985-86	SAN	82	82	2970	802	1697	47.3%	0	12	0.0%	317	392	80.9%	134	275	409	188	184	56	25	175	1921
1986-87	SAN	40	18	922	208	478	43.5%	1	2	50.0%	92	112	82.1%	38	65	103	38	51	19	9	68	509
1987-88	SAN	68	20	1501	378	784	48.2%	3	12	25.0%	160	194	82.5%	54	144	198	68	52	31	13	101	919
<b>Career</b>		<b>759</b>	<b>360</b>	<b>24537</b>	<b>6371</b>	<b>12912</b>	<b>49.3%</b>	<b>19</b>	<b>88</b>	<b>21.6%</b>	<b>2255</b>	<b>2894</b>	<b>77.9%</b>	<b>1538</b>	<b>2708</b>	<b>4246</b>	<b>1010</b>	<b>1300</b>	<b>530</b>	<b>400</b>	<b>2012</b>	<b>15016</b>

# AUBURN IN THE NBA - CAREER STATISTICS

## CHRIS MORRIS

Year	Team	GP	GS	MIN	FGM	FGA	FG%	3FG	3FGA	3FG%	FTM	FTA	FT%	OREB	DREB	REB	AST	TO	STL	BLK	PF	PTS
1988-89	NJN	76	48	2096	414	905	45.7%	64	175	36.6%	182	254	71.7%	188	209	397	119	190	102	60	250	1074
1989-90	NJN	80	76	2449	449	1065	42.2%	61	193	31.6%	228	316	72.2%	194	228	422	143	185	130	79	219	1187
1990-91	NJN	79	68	2553	409	962	42.5%	45	179	25.1%	179	244	73.4%	210	311	521	220	167	138	96	248	1042
1991-92	NJN	77	74	2394	346	726	47.7%	22	110	20.0%	165	231	71.4%	199	295	494	197	171	129	81	211	879
1992-93	NJN	77	57	2302	436	907	48.1%	17	76	22.4%	197	248	79.4%	227	227	454	106	119	144	52	171	1086
1993-94	NJN	50	27	1349	203	454	44.7%	53	147	36.1%	85	118	72.0%	91	137	228	83	52	55	49	120	544
1994-95	NJN	71	49	2131	351	856	41.0%	106	317	33.4%	142	195	72.8%	181	221	402	147	117	86	51	155	950
1995-96	UTH	66	33	1424	265	606	43.7%	63	197	32.0%	98	127	77.2%	100	129	229	77	71	63	20	140	691
1996-97	UTA	73	1	977	122	299	40.8%	31	113	27.4%	39	54	72.2%	37	125	162	43	45	29	24	121	314
1997-98	UTA	54	1	538	85	207	41.1%	19	62	30.6%	44	61	72.1%	35	79	114	24	33	25	17	61	233
1998-99	PHX	44	2	535	64	149	43.0%	16	56	28.6%	40	46	87.0%	54	67	121	23	21	16	11	54	184
<b>Career</b>		<b>747</b>	<b>436</b>	<b>18748</b>	<b>3144</b>	<b>7136</b>	<b>44.1%</b>	<b>497</b>	<b>1625</b>	<b>30.6%</b>	<b>1399</b>	<b>1894</b>	<b>73.9%</b>	<b>1516</b>	<b>2028</b>	<b>3544</b>	<b>1182</b>	<b>1171</b>	<b>917</b>	<b>540</b>	<b>1750</b>	<b>8184</b>

# WAREAGLE

## MAMADOU N'DIAYE

Year	Team	GP	GS	MIN	FGM	FGA	FG%	3FG	3FGA	3FG%	FTM	FTA	FT%	OREB	DREB	REB	AST	TO	STL	BLK	PF	PTS
2000-01	TOR	3	0	10	1	4	25.0%	0	0	0.0%	2	2	100%	1	1	2	0	0	0	0	3	4
2001-02	TOR	5	0	46	6	10	60.0%	0	0	0.0%	8	10	80.0%	6	5	11	0	1	0	2	6	20
2002-03	TOR	22	8	364	43	96	44.8%	0	0	0.0%	34	47	72.3%	29	53	82	7	21	8	32	58	120
2003-04	DAL/ATL	28	1	366	27	69	39.1%	0	0	0.0%	44	59	74.6%	43	69	112	0	18	8	25	59	98
2004-05	LAC	11	0	72	8	20	40.0%	0	1	0.0%	4	7	57.1%	9	9	18	1	0	1	5	20	20
<b>Career</b>		<b>69</b>	<b>9</b>	<b>860</b>	<b>85</b>	<b>199</b>	<b>42.7%</b>	<b>0</b>	<b>1</b>	<b>0.0%</b>	<b>92</b>	<b>125</b>	<b>73.6%</b>	<b>88</b>	<b>137</b>	<b>225</b>	<b>8</b>	<b>40</b>	<b>17</b>	<b>64</b>	<b>146</b>	<b>262</b>

## MOOCHIE NORRIS

Year	Team	GP	GS	MIN	FGM	FGA	FG%	3FG	3FGA	3FG%	FTM	FTA	FT%	OREB	DREB	REB	AST	TO	STL	BLK	PF	PTS
1996-97	VAN	8	0	89	4	22	18.2%	2	10	20.0%	2	5	40.0%	3	9	12	23	5	4	0	5	12
1998-99	SEA	12	0	140	13	40	32.5%	6	15	40.0%	6	16	37.5%	4	16	20	24	16	7	0	17	38
1999-00	HOU	30	0	502	69	159	43.4%	12	29	41.4%	57	73	78.1%	16	52	68	94	30	23	1	32	207
2000-01	HOU	82	6	1654	184	413	44.6%	25	89	28.1%	151	194	77.8%	44	154	198	283	107	69	2	84	544
2001-02	HOU	82	26	2249	251	631	39.8%	36	134	26.9%	127	169	75.1%	73	173	246	403	156	81	4	130	665
2002-03	HOU	82	3	1375	134	330	40.6%	11	45	24.4%	78	114	68.4%	37	122	159	196	86	55	4	72	357
2003-04	HOU/NYK	66	0	847	80	217	36.9%	20	58	34.5%	54	71	76.1%	10	55	65	121	64	44	5	51	234
2004-05	NYK/HOU	38	0	360	35	109	32.1%	0	12	0.0%	20	24	83.3%	10	36	46	39	27	18	2	44	90
2005-06	HOU/NOK	45	0	424	46	112	41.1%	4	14	28.6%	29	42	69.0%	12	42	54	50	33	20	1	49	125
<b>Career</b>		<b>445</b>	<b>35</b>	<b>7637</b>	<b>816</b>	<b>2033</b>	<b>40.1%</b>	<b>116</b>	<b>406</b>	<b>28.6%</b>	<b>524</b>	<b>708</b>	<b>74.0%</b>	<b>209</b>	<b>659</b>	<b>868</b>	<b>1233</b>	<b>524</b>	<b>321</b>	<b>19</b>	<b>484</b>	<b>2272</b>

## CHUMA OKEKE

Year	Team	GP	GS	MIN	FGM	FGA	FG%	3FG	3FGA	3FG%	FTM	FTA	FT%	OREB	DREB	REB	AST	TO	STL	BLK	PF	PTS
2020-21	ORL	45	19	1133	135	324	41.7%	49	141	34.8%	30	40	75.0%	42	139	181	101	38	48	22	48	349
2021-22	ORL	70	20	1749	216	575	37.6%	118	371	31.8%	55	65	84.6%	47	300	347	118	57	97	42	95	605
<b>Career</b>		<b>115</b>	<b>39</b>	<b>2882</b>	<b>351</b>	<b>899</b>	<b>39.0%</b>	<b>167</b>	<b>512</b>	<b>32.6%</b>	<b>85</b>	<b>105</b>	<b>80.9%</b>	<b>89</b>	<b>439</b>	<b>528</b>	<b>219</b>	<b>95</b>	<b>145</b>	<b>64</b>	<b>143</b>	<b>954</b>

## ISAAC OKORO

Year	Team	GP	GS	MIN	FGM	FGA	FG%	3FG	3FGA	3FG%	FTM	FTA	FT%	OREB	DREB	REB	AST	TO	STL	BLK	PF	PTS
2020-21	CLE	67	67	2173	235	559	42.0%	62	214	29.0%	114	157	72.6%	68	138	206	128	86	62	24	185	646
2021-22	CLE	67	61	1981	207	431	48.0%	55	157	35.0%	119	155	76.8%	72	129	201	121	58	56	22	164	588
<b>Career</b>		<b>134</b>	<b>128</b>	<b>4154</b>	<b>442</b>	<b>990</b>	<b>44.6%</b>	<b>117</b>	<b>371</b>	<b>31.5%</b>	<b>233</b>	<b>312</b>	<b>74.6%</b>	<b>140</b>	<b>267</b>	<b>407</b>	<b>149</b>	<b>144</b>	<b>118</b>	<b>46</b>	<b>349</b>	<b>1234</b>

## MYLES PATRICK

Year	Team	GP	GS	MIN	FGM	FGA	FG%	3FG	3FGA	3FG%	FTM	FTA	FT%	OREB	DREB	REB	AST	TO	STL	BLK	PF	PTS
1980-81	LAL	3	0	9	2	5	40.0%	0	0	0.0%	1	2	50.0%	1	1	2	1	1	0	0	3	5
<b>Career</b>		<b>3</b>	<b>0</b>	<b>9</b>	<b>2</b>	<b>5</b>	<b>40.0%</b>	<b>0</b>	<b>0</b>	<b>0.0%</b>	<b>1</b>	<b>2</b>	<b>50.0%</b>	<b>1</b>	<b>1</b>	<b>2</b>	<b>1</b>	<b>1</b>	<b>0</b>	<b>0</b>	<b>3</b>	<b>5</b>

2023-24 AUBURN MEN'S BASKETBALL

# AUBURN IN THE NBA - CAREER STATISTICS

# WAREAGLE

## CHUCK PERSON

Year	Team	GP	GS	MIN	FGM	FGA	FG%	3FG	3FGA	3FG%	FTM	FTA	FT%	OREB	DREB	REB	AST	TO	STL	BLK	PF	PTS
1986-87	IND	82	78	2956	635	1358	46.8%	49	138	35.5%	222	297	74.7%	168	509	677	295	211	90	16	310	1541
1987-88	IND	79	71	2807	575	1252	45.9%	59	177	33.3%	132	197	67.0%	171	365	536	309	210	73	8	266	1341
1988-89	IND	80	79	3012	711	1453	48.9%	63	205	30.7%	243	307	79.2%	144	372	516	289	308	83	18	280	1728
1989-90	IND	77	73	2714	605	1242	48.7%	94	253	37.2%	211	270	78.1%	126	319	445	230	170	53	20	217	1515
1990-91	IND	80	79	2566	620	1231	50.4%	69	203	34.0%	165	229	72.1%	121	296	417	238	184	56	17	221	1474
1991-92	IND	81	81	2923	616	1284	48.0%	132	354	37.3%	133	197	67.5%	114	312	426	382	216	68	18	247	1497
1992-93	MIN	78	75	2985	541	1248	43.3%	118	332	35.5%	109	168	64.9%	98	335	433	343	219	67	30	198	1309
1993-94	MIN	77	37	2029	356	843	42.2%	100	272	36.8%	82	108	75.9%	55	198	253	185	121	45	12	164	894
1994-95	SAN	81	1	2033	317	750	42.3%	172	445	38.7%	66	102	64.7%	49	209	258	106	102	45	12	198	872
1995-96	SAN	80	16	2131	308	705	43.7%	190	463	41.0%	67	104	64.4%	76	337	413	100	91	49	26	197	873
1997-98	SAS	61	11	1455	143	398	35.9%	95	276	34.4%	28	37	75.7%	17	187	204	86	67	29	10	121	409
1998-99	CHH	50	21	990	112	289	38.8%	55	157	35.0%	24	32	75.0%	17	115	132	60	41	20	8	90	303
1999-00	SEA	37	0	340	37	123	30.1%	24	95	25.3%	4	8	50.0%	6	47	53	22	12	5	2	56	102
<b>Career</b>		<b>943</b>	<b>622</b>	<b>28941</b>	<b>5576</b>	<b>12176</b>	<b>45.8%</b>	<b>1220</b>	<b>3370</b>	<b>36.2%</b>	<b>1486</b>	<b>2056</b>	<b>72.3%</b>	<b>1162</b>	<b>3601</b>	<b>4763</b>	<b>2645</b>	<b>1952</b>	<b>683</b>	<b>197</b>	<b>2565</b>	<b>13858</b>

## WESLEY PERSON

Year	Team	GP	GS	MIN	FGM	FGA	FG%	3FG	3FGA	3FG%	FTM	FTA	FT%	OREB	DREB	REB	AST	TO	STL	BLK	PF	PTS
1994-95	PHX	78	56	1800	309	638	48.4%	116	266	43.6%	80	101	79.2%	67	134	201	105	79	48	24	149	814
1995-96	PHX	82	47	2609	390	877	44.5%	117	313	37.4%	148	192	77.1%	56	265	321	138	89	55	22	148	1045
1996-97	PHX	80	42	2326	409	903	45.3%	171	414	41.3%	91	114	79.8%	68	224	292	123	76	86	20	102	1080
1997-98	CLE	82	82	3198	440	957	46.0%	192	447	43.0%	132	170	77.6%	65	298	363	188	110	129	49	108	1204
1998-99	CLE	45	42	1342	198	437	45.3%	75	200	37.5%	32	53	60.4%	19	123	142	80	41	37	16	52	503
1999-00	CLE	79	38	2056	280	654	42.8%	106	250	42.4%	61	77	79.2%	44	223	267	146	60	40	19	119	727
2000-01	CLE	44	22	958	128	292	43.8%	34	84	40.5%	24	30	80.0%	11	119	130	64	40	27	11	62	314
2001-02	CLE	78	78	2793	467	944	49.5%	143	322	44.4%	99	124	79.8%	50	244	294	173	74	77	37	93	1176
2002-03	MEM	66	44	1941	274	601	45.6%	100	231	43.3%	79	97	81.4%	24	168	192	112	56	42	19	64	727
2003-04	MEM	16	0	284	33	107	30.8%	11	43	25.6%	6	8	75.0%	2	16	18	23	16	5	2	11	83
2003-04	POR/ATL	58	0	1037	126	314	40.1%	55	138	39.9%	31	39	79.5%	16	101	117	66	38	19	9	38	338
2004-05	MIA/DEN	41	3	667	107	226	47.3%	41	89	46.1%	9	13	69.2%	3	80	83	39	17	19	4	30	264
<b>Career</b>		<b>733</b>	<b>454</b>	<b>20731</b>	<b>3128</b>	<b>6843</b>	<b>45.7%</b>	<b>1150</b>	<b>2754</b>	<b>41.8%</b>	<b>786</b>	<b>1010</b>	<b>77.8%</b>	<b>423</b>	<b>1979</b>	<b>2402</b>	<b>1234</b>	<b>680</b>	<b>579</b>	<b>230</b>	<b>965</b>	<b>8192</b>

## STAN PIETKIEWICZ

Year	Team	GP	GS	MIN	FGM	FGA	FG%	3FG	3FGA	3FG%	FTM	FTA	FT%	OREB	DREB	REB	AST	TO	STL	BLK	PF	PTS
1978-79	SDC	4	0	32	1	8	12.5%	0	0	0.0%	2	2	100%	0	6	6	3	1	1	0	5	4
1979-80	SDC	50	0	577	91	179	50.8%	9	36	25.0%	37	46	80.4%	26	19	45	94	51	25	4	52	228
1980-81	SDC/DAL	42	0	461	57	138	41.3%	19	48	39.6%	11	14	78.6%	13	29	42	77	22	15	2	28	144
<b>Career</b>		<b>96</b>	<b>0</b>	<b>1070</b>	<b>149</b>	<b>325</b>	<b>45.8%</b>	<b>28</b>	<b>84</b>	<b>33.3%</b>	<b>50</b>	<b>62</b>	<b>80.6%</b>	<b>39</b>	<b>54</b>	<b>93</b>	<b>174</b>	<b>74</b>	<b>41</b>	<b>6</b>	<b>85</b>	<b>376</b>

## CHRIS PORTER

Year	Team	GP	GS	MIN	FGM	FGA	FG%	3FG	3FGA	3FG%	FTM	FTA	FT%	OREB	DREB	REB	AST	TO	STL	BLK	PF	PTS
2000-01	GSW	51	35	1147	173	445	38.9%	0	5	0.0%	94	141	66.7%	89	100	189	61	59	45	6	111	440
<b>Career</b>		<b>51</b>	<b>35</b>	<b>1145</b>	<b>173</b>	<b>445</b>	<b>38.9%</b>	<b>0</b>	<b>5</b>	<b>0.0%</b>	<b>94</b>	<b>141</b>	<b>66.7%</b>	<b>89</b>	<b>100</b>	<b>189</b>	<b>61</b>	<b>59</b>	<b>45</b>	<b>6</b>	<b>111</b>	<b>440</b>

## JABARI SMITH

Year	Team	GP	GS	MIN	FGM	FGA	FG%	3FG	3FGA	3FG%	FTM	FTA	FT%	OREB	DREB	REB	AST	TO	STL	BLK	PF	PTS
2022-23	HOU	79	79	2451	364	892	.408	120	391	.307	162	206	.786	122	447	569	101	104	43	74	227	1010
<b>Career</b>		<b>79</b>	<b>79</b>	<b>2451</b>	<b>364</b>	<b>892</b>	<b>.408</b>	<b>120</b>	<b>391</b>	<b>.307</b>	<b>162</b>	<b>206</b>	<b>.786</b>	<b>122</b>	<b>447</b>	<b>569</b>	<b>101</b>	<b>104</b>	<b>43</b>	<b>74</b>	<b>227</b>	<b>1010</b>

## AARON SWINSON

Year	Team	GP	GS	MIN	FGM	FGA	FG%	3FG	3FGA	3FG%	FTM	FTA	FT%	OREB	DREB	REB	AST	TO	STL	BLK	PF	PTS
1994-95	PHX	9	0	51	10	18	55.6%	0	0	0.0%	4	5	80.0%	3	5	8	3	5	1	0	8	24
<b>Career</b>		<b>9</b>	<b>0</b>	<b>51</b>	<b>10</b>	<b>18</b>	<b>55.6%</b>	<b>0</b>	<b>0</b>	<b>0.0%</b>	<b>4</b>	<b>5</b>	<b>80.0%</b>	<b>3</b>	<b>5</b>	<b>8</b>	<b>3</b>	<b>5</b>	<b>1</b>	<b>0</b>	<b>8</b>	<b>24</b>

## JT THOR

Year	Team	GP	GS	MIN	FGM	FGA	FG%	3FG	3FGA	3FG%	FTM	FTA	FT%	OREB	DREB	REB	AST	TO	STL	BLK	PF	PTS
2021-22	CHA	33	0	262	24	55	43.6%	7	27	25.9%	12	20	60.0%	11	32	43	19	10	8	11	26	67
<b>Career</b>		<b>33</b>	<b>0</b>	<b>262</b>	<b>24</b>	<b>55</b>	<b>43.6%</b>	<b>7</b>	<b>27</b>	<b>25.9%</b>	<b>12</b>	<b>20</b>	<b>60.0%</b>	<b>11</b>	<b>32</b>	<b>43</b>	<b>19</b>	<b>10</b>	<b>8</b>	<b>11</b>	<b>26</b>	<b>67</b>

2023-24 AUBURN MEN'S BASKETBALL

# AUBURN MEDIA INFORMATION

## MEN'S BASKETBALL RADIO BROADCASTS

Catch every men's basketball game on the Auburn Sports Network with the Voice of the Tigers Andy Burcham, and Hall of Fame Coach Sonny Smith, on the call. Pregame coverage begins 30 minutes out with the CB&S Bank Countdown to Tipoff and coach and player interviews on the Regions Bank Postgame Show.

## CREDENTIALS

The Auburn Athletics Communications Office has moved to an online credential application system via Sportsystems. Credentials must be requested at least 5 days in advance of a game. E-mails will no longer be accepted. Due to limited media seating and room on the photo baselines at Neville Arena, not all credential applications will be approved including freelance photographers, NIL photographers/videographers and print/digital media not affiliated with an accredited news organization/station.

## INTERVIEW POLICY

Auburn Head Coach Bruce Pearl, assistant coaches and selected student-athletes are available for one-on-one interviews by contacting Marlene Navor in the communications office. Postgame interviews with Coach Pearl and requested players will be conducted in the media room (Room 1333 near the loading dock and visitor's locker room) of Neville Arena following on-court radio/TV interviews and a cooling-off period.

## PRACTICES

Practices are open to the media, but live tweeting, blogging, texting, reporting or message boarding is prohibited. Those who break policy (along with those who also represent the reporter's media outlet) will be subject to loss of access to future practices.

## GAME DAY SERVICES

Game notes, flipcards and gameday fan guides will be provided prior to the game. Stats will be handed out after the game. Wireless Internet is available (via log-in/password) in Neville Arena.

## WEEKLY PRESS CONFERENCE

Coach Pearl will conduct weekly press conferences throughout the season. Media members should contact the communications office for accurate dates and times. Video of all press conferences are uploaded to Auburn Imagen (auburn.imagencloud.com).

## PHOTO SERVICES

Photos are available on PhotoShelter via the athletic department's media portal (password protected). Please contact Director of Photography Zach Bland (zdb0007@auburn.edu) for access.

## COMMUNICATIONS

SID Contact \_\_\_\_\_ Marlene Navor  
 Cell Phone \_\_\_\_\_ 334-750-2381  
 Email \_\_\_\_\_ mnavor@auburn.edu  
 Mailing Address \_\_\_\_\_ Auburn Athletics Complex  
 \_\_\_\_\_ 392 South Donahue Drive  
 \_\_\_\_\_ Auburn, AL 36849  
 Main Office Phone \_\_\_\_\_ 334-844-9800  
 Twitter/Instagram \_\_\_\_\_ @AuburnMBB  
 Facebook \_\_\_\_\_ /AuburnMBB  
 Hashtag \_\_\_\_\_ #WarEagle

## 2023-24 AUBURN BASKETBALL RADIO AFFILIATES

City	Affiliate	Frequency
Abbeville	WESZ	98.7 FM
Albany, GA	WVRK	102.9 FM
Alexander City	WKGA	97.5 FM
Andalusia	WAAO	93.7 FM
Atlanta, GA	WXKG	1010 AM
Auburn	WGZZ	94.3 FM
Birmingham	WJQX	100.5 FM
Centre	WEIS	100.5 FM
	WEIS	990 AM
Columbus, GA	WDAK	540 AM
Cullman	WKUL	92.1 FM
	WKUL	98.3 FM
Demopolis	WZNJ	106.5 FM
Dothan	WESP	102.5 FM
Evergreen	WPPG	101.1 FM
Flomaton	WPFL	105.1 FM
Florence	WMSR	94.9 FM
Foley	WHEP	92.5 FM
	WHEP	1310 AM
Fort Payne	WZOB	100.9 FM
	WZOB	1250 AM
Gadsden	WGAD	1350 AM
Greenville	WQZX	94.3 FM
Hackleburg	WFMH	95.5 FM
Huntsville	WQRV	100.3 FM
Jasper	WJBE	88.5 FM
LaGrange, GA	WELR	102.3 FM
Mobile	WAVH	106.5 FM
Montgomery	WLWI	92.3 FM
Moulton	WALW	97.9 FM
Ocean Springs, MS	WAVH	106.5 FM
Oxford	WTDR	92.7 FM
Panama City, FL	WGSX	104.3 FM
Pensacola, FL	WPFL	105.1 FM
Roanoke	WELR	102.3 FM
Scottsboro	WWIC	1050 AM
Selma	WHBB	1490 AM
Sylacauga	WYEA	100.3 FM
	WYEA	1290 AM
Thomasville	WJDB	95.5 FM
Troy	WTBF	970 AM
Tuscaloosa	WJQX	100.5 FM
Vernon	WVSA	100.7 FM
	WVSA	1380 AM

#WAR EAGLE

2023-24 AUBURN MEN'S BASKETBALL



# 2023-24 OPPONENT INFORMATION

# WAREAGLE

2023-24 AUBURN MEN'S BASKETBALL

**Baylor – Nov. 7**  
**Sioux Falls, S.D.**  
**Series: Baylor Leads 5-2**

Location \_\_\_\_\_ Waco, Texas  
 Nickname \_\_\_\_\_ Bears  
 Conference \_\_\_\_\_ Big 12  
 Enrollment \_\_\_\_\_ 20,709  
 Arena \_\_\_\_\_ Ferrell Center  
 2022-23 Record \_\_\_\_\_ 23-11  
 2022-23 Conf. Record \_\_\_\_\_ 11-7  
 Postseason \_\_\_\_\_ NCAA 2nd Round (lost to Creighton)  
 Head Coach \_\_\_\_\_ Scott Drew  
 Media Contact \_\_\_\_\_ Matt Roberts  
 Phone \_\_\_\_\_ (254) 227-2280  
 E-Mail \_\_\_\_\_ WM\_Roberts@baylor.edu  
 Website \_\_\_\_\_ www.baylorbears.com

**Oklahoma State – Nov. 16-17**  
**Brooklyn, N.Y. (Possible Opponent)**  
**Series: Series Tied 2-2**

Location \_\_\_\_\_ Stillwater, Okla.  
 Nickname \_\_\_\_\_ Cowboys  
 Conference \_\_\_\_\_ Big 12  
 Enrollment \_\_\_\_\_ 24,041  
 Arena \_\_\_\_\_ Gallagher-Iba Arena  
 2022-23 Record \_\_\_\_\_ 20-16  
 2022-23 Conf. Record \_\_\_\_\_ 8-10  
 Postseason \_\_\_\_\_ NIT Quarterfinals (lost to North Texas)  
 Head Coach \_\_\_\_\_ Mike Boynton, Jr.  
 Media Contact \_\_\_\_\_ Bryan Holmgren  
 Phone \_\_\_\_\_ (405) 744-7756  
 E-Mail \_\_\_\_\_ bryan.holmgren@okstate.edu  
 Website \_\_\_\_\_ www.okstate.com

**Virginia Tech – Nov. 29**  
**Auburn, Ala.**  
**Series: Auburn Leads 6-2**

Location \_\_\_\_\_ Blacksburg, Va.  
 Nickname \_\_\_\_\_ Hokies  
 Conference \_\_\_\_\_ Atlantic Coast  
 Enrollment \_\_\_\_\_ 37,000  
 Arena \_\_\_\_\_ Cassell Coliseum  
 2022-23 Record \_\_\_\_\_ 19-15  
 2022-23 Conf. Record \_\_\_\_\_ 8-12  
 Postseason \_\_\_\_\_ NIT First Round (lost to Cincinnati)  
 Head Coach \_\_\_\_\_ Mike Young  
 Media Contact \_\_\_\_\_ Brian Cox  
 Phone \_\_\_\_\_ (540) 250-0624  
 E-Mail \_\_\_\_\_ bcox90@vt.edu  
 Website \_\_\_\_\_ www.hokiesports.com

**UNC Asheville – Dec. 13**  
**Huntsville, Ala.**  
**Series: Auburn Leads 3-1**

Location \_\_\_\_\_ Asheville, N.C.  
 Nickname \_\_\_\_\_ Bulldogs  
 Conference \_\_\_\_\_ Big South  
 Enrollment \_\_\_\_\_ 3,000  
 Arena \_\_\_\_\_ Kimmel Arena  
 2022-23 Record \_\_\_\_\_ 27-8  
 2022-23 Conf. Record \_\_\_\_\_ 16-2  
 Postseason \_\_\_\_\_ NCAA 1st Round (Lost to UCLA)  
 Head Coach \_\_\_\_\_ Mike Morrell  
 Media Contact \_\_\_\_\_ Will Tharp  
 Phone \_\_\_\_\_ (828) 251-6931  
 E-Mail \_\_\_\_\_ wtharp@unca.edu  
 Website \_\_\_\_\_ www.uncabulldogs.com

**Southeastern Louisiana – Nov. 10**  
**Auburn, Ala.**  
**Series: Auburn Leads 4-0**

Location \_\_\_\_\_ Hammond, La.  
 Nickname \_\_\_\_\_ Lions  
 Conference \_\_\_\_\_ Southland  
 Enrollment \_\_\_\_\_ 15,403  
 Arena \_\_\_\_\_ University Center  
 2022-23 Record \_\_\_\_\_ 18-14  
 2022-23 Conf. Record \_\_\_\_\_ 12-6  
 Postseason \_\_\_\_\_ None  
 Head Coach \_\_\_\_\_ David Kiefer  
 Media Contact \_\_\_\_\_ Richard Thiberville Jr.  
 Phone \_\_\_\_\_ (504) 430-2801  
 E-Mail \_\_\_\_\_ richard.thibervillejr@southeastern.edu  
 Website \_\_\_\_\_ www.lionsports.net

**St. Bonaventure – Nov. 16-17**  
**Brooklyn, N.Y. (Possible Opponent)**  
**Series: St. Bonaventure Leads 1-0**

Location \_\_\_\_\_ St. Bonaventure, N.Y.  
 Nickname \_\_\_\_\_ Bonnies  
 Conference \_\_\_\_\_ Atlantic 10  
 Enrollment \_\_\_\_\_ 1,800  
 Arena \_\_\_\_\_ Reilly Center  
 2022-23 Record \_\_\_\_\_ 14-18  
 2022-23 Conf. Record \_\_\_\_\_ 8-10  
 Postseason \_\_\_\_\_ None  
 Head Coach \_\_\_\_\_ Mark Schmidt  
 Media Contact \_\_\_\_\_ Scott Eddy  
 Phone \_\_\_\_\_ (716) 375-4019  
 E-Mail \_\_\_\_\_ seddy@sbu.edu  
 Website \_\_\_\_\_ www.gobonnies.com

**Appalachian State – Dec. 3**  
**Boone, N.C.**  
**Series: Auburn Leads 2-0**

Location \_\_\_\_\_ Boone, N.C.  
 Nickname \_\_\_\_\_ Mountaineers  
 Conference \_\_\_\_\_ Sun Belt  
 Enrollment \_\_\_\_\_ 20,641  
 Arena \_\_\_\_\_ Holmes Center  
 2022-23 Record \_\_\_\_\_ 16-16  
 2022-23 Conf. Record \_\_\_\_\_ 9-9  
 Postseason \_\_\_\_\_ None  
 Head Coach \_\_\_\_\_ Dustin Kerns  
 Media Contact \_\_\_\_\_ Jacob Plecker  
 Phone \_\_\_\_\_ (828) 262-7825  
 E-Mail \_\_\_\_\_ pleckerjw@appstate.edu  
 Website \_\_\_\_\_ www.apstatesports.com

**USC – Dec. 17**  
**Auburn, Ala.**  
**Series: USC Leads 3-0**

Location \_\_\_\_\_ Los Angeles, Calif.  
 Nickname \_\_\_\_\_ Trojans  
 Conference \_\_\_\_\_ Pacific 12  
 Enrollment \_\_\_\_\_ 49,318  
 Arena \_\_\_\_\_ Galen Center  
 2022-23 Record \_\_\_\_\_ 22-11  
 2022-23 Conf. Record \_\_\_\_\_ 14-6  
 Postseason \_\_\_\_\_ NCAA 1st Round (Lost to Michigan St.)  
 Head Coach \_\_\_\_\_ Andy Enfield  
 Media Contact \_\_\_\_\_ David Tuttle  
 Phone \_\_\_\_\_ (213) 740-3806  
 E-Mail \_\_\_\_\_ davidtut@usc.edu  
 Website \_\_\_\_\_ www.usctrojans.com

**Notre Dame – Nov. 16-17**  
**Brooklyn, N.Y. (Possible Opponent)**  
**Series: First Meeting**

Location \_\_\_\_\_ Notre Dame, Ind.  
 Nickname \_\_\_\_\_ Fighting Irish  
 Conference \_\_\_\_\_ Atlantic Coast  
 Enrollment \_\_\_\_\_ 8,874  
 Arena \_\_\_\_\_ Joyce Center  
 2022-23 Record \_\_\_\_\_ 11-21  
 2022-23 Conf. Record \_\_\_\_\_ 3-17  
 Postseason \_\_\_\_\_ None  
 Head Coach \_\_\_\_\_ Micah Shrewsberry  
 Media Contact \_\_\_\_\_ Josh Bates  
 Phone \_\_\_\_\_ (574) 310-9954  
 E-Mail \_\_\_\_\_ jbates2@nd.edu  
 Website \_\_\_\_\_ www.und.com

**Alabama A&M – Nov. 21**  
**Auburn, Ala.**  
**Series: Auburn Leads 3-0**

Location \_\_\_\_\_ Normal, Ala.  
 Nickname \_\_\_\_\_ Bulldogs  
 Conference \_\_\_\_\_ Southwestern Athletic  
 Enrollment \_\_\_\_\_ 6,001  
 Arena \_\_\_\_\_ Alabama A&M Events Center  
 2022-23 Record \_\_\_\_\_ 15-18  
 2022-23 Conf. Record \_\_\_\_\_ 10-8  
 Postseason \_\_\_\_\_ None  
 Head Coach \_\_\_\_\_ Otis Hughley, Jr.  
 Media Contact \_\_\_\_\_ Tyler Clark  
 Phone \_\_\_\_\_ (256) 372-5880  
 E-Mail \_\_\_\_\_ tyler.clark@aamu.edu  
 Website \_\_\_\_\_ www.aamusports.com

**Indiana – Dec. 9**  
**Atlanta, Ga.**  
**Series: Indiana Leads 1-0**

Location \_\_\_\_\_ Bloomington, Ind.  
 Nickname \_\_\_\_\_ Hoosiers  
 Conference \_\_\_\_\_ Big Ten  
 Enrollment \_\_\_\_\_ 48,514  
 Arena \_\_\_\_\_ Simon Skjodt Assembly Hall  
 2022-23 Record \_\_\_\_\_ 23-12  
 2022-23 Conf. Record \_\_\_\_\_ 12-8  
 Postseason \_\_\_\_\_ NCAA 2nd Round (Lost to Miami)  
 Head Coach \_\_\_\_\_ Mike Woodson  
 Media Contact \_\_\_\_\_ Charlie Duffy  
 Phone \_\_\_\_\_ (317) 490-3262  
 E-Mail \_\_\_\_\_ csduffy@iu.edu  
 Website \_\_\_\_\_ www.iuhoosiers.com

**Alabama State – Dec. 22**  
**Auburn, Ala.**  
**Series: Auburn Leads 5-0**

Location \_\_\_\_\_ Montgomery, Ala.  
 Nickname \_\_\_\_\_ Hornets  
 Conference \_\_\_\_\_ Southwestern Athletic  
 Enrollment \_\_\_\_\_ 5,627  
 Arena \_\_\_\_\_ Dunn-Oliver Acadome  
 2022-23 Record \_\_\_\_\_ 8-23  
 2022-23 Conf. Record \_\_\_\_\_ 6-12  
 Postseason \_\_\_\_\_ None  
 Head Coach \_\_\_\_\_ Mo Williams  
 Media Contact \_\_\_\_\_ Travis Jarome  
 Phone \_\_\_\_\_ (334) 229-2601  
 E-Mail \_\_\_\_\_ tjarome@alasu.edu  
 Website \_\_\_\_\_ www.bamastatesports.com

# 2023-24 OPPONENT INFORMATION

## Chattanooga – Dec. 30 Auburn, Ala. Series: Series Tied 2-2

Location \_\_\_\_\_ Chattanooga, Tenn.  
 Nickname \_\_\_\_\_ Mocs  
 Conference \_\_\_\_\_ Southern  
 Enrollment \_\_\_\_\_ 10,239  
 Arena \_\_\_\_\_ McKenzie Arena  
 2022-23 Record \_\_\_\_\_ 18-17  
 2022-23 Conf. Record \_\_\_\_\_ 7-11  
 Postseason \_\_\_\_\_ None  
 Head Coach \_\_\_\_\_ Dan Earl  
 Media Contact \_\_\_\_\_ Corey Belonzi  
 Phone \_\_\_\_\_ (423) 425-2116  
 E-Mail \_\_\_\_\_ corey-belonzi@utc.edu  
 Website \_\_\_\_\_ www.gomocs.com

## Texas A&M – Jan. 9 Auburn, Ala. Series: Texas A&M Leads 15-6

Location \_\_\_\_\_ College Station, Texas  
 Nickname \_\_\_\_\_ Aggies  
 Conference \_\_\_\_\_ Southeastern  
 Enrollment \_\_\_\_\_ 72,982  
 Arena \_\_\_\_\_ Reed Arena  
 2022-23 Record \_\_\_\_\_ 25-10  
 2022-23 Conf. Record \_\_\_\_\_ 15-3  
 Postseason \_ NCAA First Round (Lost to Penn State)  
 Head Coach \_\_\_\_\_ Buzz Williams  
 Media Contact \_\_\_\_\_ Brad Marquardt  
 Phone \_\_\_\_\_ 979-862-5448  
 E-Mail \_\_\_\_\_ bmarquardt@athletics.tamu.edu

## Ole Miss – Jan. 20 // Feb. 3 Auburn, Ala. // Oxford, Miss. Series: Auburn Leads 81-64

Location \_\_\_\_\_ Oxford, Miss.  
 Nickname \_\_\_\_\_ Rebels  
 Conference \_\_\_\_\_ Southeastern  
 Enrollment \_\_\_\_\_ 23,780  
 Arena \_\_\_\_\_ The Pavilion at Ole Miss  
 2022-23 Record \_\_\_\_\_ 12-21  
 2022-23 Conf. Record \_\_\_\_\_ 3-15  
 Postseason \_\_\_\_\_ None  
 Head Coach \_\_\_\_\_ Chris Beard  
 Media Contact \_\_\_\_\_ Mike Swartz  
 Phone \_\_\_\_\_ 662-915-7522  
 E-Mail \_\_\_\_\_ mgswartz@olemiss.edu  
 Website \_\_\_\_\_ www.olemisssports.com

## Florida – Feb. 10 Gainesville, Fla. Series: Auburn Leads 91-82

Location \_\_\_\_\_ Gainesville, Fla.  
 Nickname \_\_\_\_\_ Gators  
 Conference \_\_\_\_\_ Southeastern  
 Enrollment \_\_\_\_\_ 60,795  
 Arena \_\_\_\_\_ Exactech Arena  
 2022-23 Record \_\_\_\_\_ 16-17  
 2022-23 Conf. Record \_\_\_\_\_ 9-9  
 Postseason \_\_\_\_\_ NIT First Round (Lost to UCF)  
 Head Coach \_\_\_\_\_ Todd Golden  
 Media Contact \_\_\_\_\_ Denver Parler  
 Phone \_\_\_\_\_ 352-692-6195  
 E-Mail \_\_\_\_\_ denverp@gators.ufl.edu  
 Website \_\_\_\_\_ www.floridagators.com

## Penn – Jan. 2 Auburn, Ala. Series: Auburn Leads 1-0

Location \_\_\_\_\_ Philadelphia, Pa.  
 Nickname \_\_\_\_\_ Quakers  
 Conference \_\_\_\_\_ Ivy League  
 Enrollment \_\_\_\_\_ 22,432  
 Arena \_\_\_\_\_ The Palestra  
 2022-23 Record \_\_\_\_\_ 17-13  
 2022-23 Conf. Record \_\_\_\_\_ 9-5  
 Postseason \_\_\_\_\_ None  
 Head Coach \_\_\_\_\_ Steve Donahue  
 Media Contact \_\_\_\_\_ Mike Mahoney  
 Phone \_\_\_\_\_ (215) 898-9232  
 E-Mail \_\_\_\_\_ mahoneyw@upenn.edu  
 Website \_\_\_\_\_ www.pennathletics.com

## LSU – Jan. 13 Auburn, Ala. Series: LSU Leads 87-70

Location \_\_\_\_\_ Baton Rouge, La.  
 Nickname \_\_\_\_\_ Tigers  
 Conference \_\_\_\_\_ Southeastern  
 Enrollment \_\_\_\_\_ 37,354  
 Arena \_\_\_\_\_ Pete Maravich Assembly Center  
 2022-23 Record \_\_\_\_\_ 14-19  
 2022-23 Conf. Record \_\_\_\_\_ 2-16  
 Postseason \_\_\_\_\_ None  
 Head Coach \_\_\_\_\_ Matt McMahon  
 Media Contact \_\_\_\_\_ Kent Lowe  
 Phone \_\_\_\_\_ 225-241-4360  
 E-Mail \_\_\_\_\_ clowe@lsu.edu  
 Website \_\_\_\_\_ www.lsusports.net

## Alabama – Jan. 24 // Feb. 7 Tuscaloosa, Ala. // Auburn, Ala. Series: Alabama Leads 101-65

Location \_\_\_\_\_ Tuscaloosa, Ala.  
 Nickname \_\_\_\_\_ Crimson Tide  
 Conference \_\_\_\_\_ Southeastern  
 Enrollment \_\_\_\_\_ 38,563  
 Arena \_\_\_\_\_ Coleman Coliseum  
 2022-23 Record \_\_\_\_\_ 31-6  
 2022-23 Conf. Record \_\_\_\_\_ 16-2  
 Postseason \_ NCAA Sweet 16 (Lost to San Diego St.)  
 Head Coach \_\_\_\_\_ Nate Oats  
 Media Contact \_\_\_\_\_ Steven Gonzalez  
 Phone \_\_\_\_\_ 602-803-0521  
 E-Mail \_\_\_\_\_ sgonzalez@ia.ua.edu  
 Website \_\_\_\_\_ www.rolltide.com

## South Carolina – Feb. 14 Auburn, Ala. Series: Auburn Leads 30-19

Location \_\_\_\_\_ Columbia, S.C.  
 Nickname \_\_\_\_\_ Gamecocks  
 Conference \_\_\_\_\_ Southeastern  
 Enrollment \_\_\_\_\_ 34,731  
 Arena \_\_\_\_\_ Colonial Life Arena  
 2022-23 Record \_\_\_\_\_ 11-21  
 2022-23 Conf. Record \_\_\_\_\_ 4-14  
 Postseason \_\_\_\_\_ None  
 Head Coach \_\_\_\_\_ Lamont Paris  
 Media Contact \_\_\_\_\_ Michael DeBates  
 Phone \_\_\_\_\_ 803-777-5204  
 E-Mail \_\_\_\_\_ mdebates@mailbox.sc.edu  
 Website \_\_\_\_\_ www.gamecocksonline.com

## Arkansas – Jan. 6 Fayetteville, Ark. Series: Arkansas Leads 38-21

Location \_\_\_\_\_ Fayetteville, Ark.  
 Nickname \_\_\_\_\_ Razorbacks  
 Conference \_\_\_\_\_ Southeastern  
 Enrollment \_\_\_\_\_ 27,558  
 Arena \_\_\_\_\_ Bud Walton Arena  
 2022-23 Record \_\_\_\_\_ 22-14  
 2022-23 Conf. Record \_\_\_\_\_ 8-10  
 Postseason \_ NCAA Sweet 16 (Lost to UConn)  
 Head Coach \_\_\_\_\_ Eric Musselman  
 Media Contact \_\_\_\_\_ Mike Cawood  
 Phone \_\_\_\_\_ 479-575-3114  
 E-Mail \_\_\_\_\_ tmcaewood@uark.edu  
 Website \_\_\_\_\_ www.arkansasrazorback.com

## Vanderbilt – Jan. 17 // Jan. 31 Nashville, Tenn. // Auburn, Ala. Series: Vanderbilt Leads 90-56

Location \_\_\_\_\_ Nashville, Tenn.  
 Nickname \_\_\_\_\_ Commodores  
 Conference \_\_\_\_\_ Southeastern  
 Enrollment \_\_\_\_\_ 12,686  
 Arena \_\_\_\_\_ Memorial Gymnasium  
 2022-23 Record \_\_\_\_\_ 22-15  
 2022-23 Conf. Record \_\_\_\_\_ 11-7  
 Postseason \_ NIT Quarterfinals (Lost to UAB)  
 Head Coach \_\_\_\_\_ Jerry Stackhouse  
 Media Contact \_\_\_\_\_ Jacob Bell  
 Phone \_\_\_\_\_ 361-549-3900  
 E-Mail \_\_\_\_\_ jacob.d.bell@vanderbilt.edu  
 Website \_\_\_\_\_ www.vucommadores.com

## Mississippi State – Jan. 27 // March 2 Starkville, Miss. // Auburn, Ala. Series: Auburn Leads 81-70

Location \_\_\_\_\_ Starkville, Miss.  
 Nickname \_\_\_\_\_ Bulldogs  
 Conference \_\_\_\_\_ Southeastern  
 Enrollment \_\_\_\_\_ 22,986  
 Arena \_\_\_\_\_ Humphrey Coliseum  
 2022-23 Record \_\_\_\_\_ 21-13  
 2022-23 Conf. Record \_\_\_\_\_ 8-10  
 Postseason \_\_\_\_\_ NCAA First Four (Lost to Pitt)  
 Head Coach \_\_\_\_\_ Chris Jans  
 Media Contact \_\_\_\_\_ Matt Dunaway  
 Phone \_\_\_\_\_ 662-325-3595  
 E-Mail \_\_\_\_\_ mdunaway@athletics.msstate.edu  
 Website \_\_\_\_\_ www.hailstate.com

## Kentucky – Feb. 17 Auburn, Ala. Series: Kentucky Leads 97-23

Location \_\_\_\_\_ Lexington, Ky.  
 Nickname \_\_\_\_\_ Wildcats  
 Conference \_\_\_\_\_ Southeastern  
 Enrollment \_\_\_\_\_ 30,473  
 Arena \_\_\_\_\_ Rupp Arena  
 2022-23 Record \_\_\_\_\_ 22-12  
 2022-23 Conf. Record \_\_\_\_\_ 12-6  
 Postseason \_ NCAA 2nd Round (Lost to Kansas St.)  
 Head Coach \_\_\_\_\_ John Calipari  
 Media Contact \_\_\_\_\_ Deb Moore  
 Phone \_\_\_\_\_ 859-257-8506  
 E-Mail \_\_\_\_\_ deb.moore@uky.edu  
 Website \_\_\_\_\_ www.ukathletics.com

# 2023-24 OPPONENT INFORMATION

# WAREAGLE

2023-24 AUBURN MEN'S BASKETBALL

**Georgia – Feb. 24 // March 9  
Athens, Ga. // Auburn, Ala.  
Series: Auburn Leads 100-97**

Location \_\_\_\_\_ Athens, Ga.  
 Nickname \_\_\_\_\_ Bulldogs  
 Conference \_\_\_\_\_ Southeastern  
 Enrollment \_\_\_\_\_ 37,606  
 Arena \_\_\_\_\_ Stegeman Coliseum  
 2022-23 Record \_\_\_\_\_ 16-16  
 2022-23 Conf. Record \_\_\_\_\_ 6-12  
 Postseason \_\_\_\_\_ None  
 Head Coach \_\_\_\_\_ Mike White  
 Media Contact \_\_\_\_\_ Mike Mobley  
 Phone \_\_\_\_\_ 706-542-9021  
 E-Mail \_\_\_\_\_ mmobley@sports.uga.edu  
 Website \_\_\_\_\_ www.georgiadogs.com

**Tennessee – Feb. 28  
Knoxville, Tenn.  
Series: Tennessee Leads 80-45**

Location \_\_\_\_\_ Knoxville, Tenn.  
 Nickname \_\_\_\_\_ Volunteers  
 Conference \_\_\_\_\_ Southeastern  
 Enrollment \_\_\_\_\_ 28,321  
 Arena \_\_\_\_\_ Thompson-Boling Arena  
 2022-23 Record \_\_\_\_\_ 25-11  
 2022-23 Conf. Record \_\_\_\_\_ 11-7  
 Postseason \_\_\_\_\_ NCAA Sweet 16 (Lost to FAU)  
 Head Coach \_\_\_\_\_ Rick Barnes  
 Media Contact \_\_\_\_\_ Alex Schwartz  
 Phone \_\_\_\_\_ 865-974-7501  
 E-Mail \_\_\_\_\_ aschwa26@utk.edu  
 Website \_\_\_\_\_ www.utsports.com

**Missouri – March 5  
Columbia, Mo.  
Series: Auburn Leads 7-6**

Location \_\_\_\_\_ Columbia, Mo.  
 Nickname \_\_\_\_\_ Tigers  
 Conference \_\_\_\_\_ Southeastern  
 Enrollment \_\_\_\_\_ 29,866  
 Arena \_\_\_\_\_ Mizzou Arena  
 2022-23 Record \_\_\_\_\_ 25-10  
 2022-23 Conf. Record \_\_\_\_\_ 11-7  
 Postseason \_\_\_\_\_ NCAA 2nd Round (Lost to Princeton)  
 Head Coach \_\_\_\_\_ Dennis Gates  
 Media Contact \_\_\_\_\_ Jason Veniskey  
 Phone \_\_\_\_\_ 585-615-5316  
 E-Mail \_\_\_\_\_ jveniskey@missouri.edu  
 Website \_\_\_\_\_ www.mutigers.com



# TV/RADIO ROSTER CHART



**0 K.D. JOHNSON**  
G • 6-0 • 190 • Sr.  
Atlanta, Ga.



**1 ADEN HOLLOWAY**  
G • 6-1 • 178 • Fr.  
Charlotte, N.C.



**2 JAYLIN WILLIAMS**  
F • 6-8 • 245 • Gr.  
Nahunta, Ga.



**3 TRE DONALDSON**  
G • 6-3 • 210 • So.  
Tallahassee, Fla.



**4 JOHNI BROOME**  
F/C • 6-10 • 240 • Jr.  
Plant City, Fla.



**5 CHRIS MOORE**  
F • 6-6 • 220 • Sr.  
West Memphis, Ark.



**10 CHAD BAKER-MAZARA**  
G/F • 6-7 • 180 • Jr.  
Santo Domingo, D.R.



**12 DENVER JONES**  
G • 6-4 • 205 • Jr.  
New Market, Ala.



**13 CJ WILLIAMS**  
G • 6-2 • 175 • So.  
Fayetteville, Ark.



**14 PRESLEY PATTERSON**  
G • 5-11 • 180 • So.  
Knoxville, Tenn.



**20 CARTER SOBERA**  
G • 6-5 • 210 • Sr.  
Birmingham, Ala.



**21 BLAKE MUSCHALEK**  
G • 6-3 • 178 • Fr.  
Dallas, Texas



**22 REED TRAPP**  
G • 6-6 • 188 • So.  
Muscle Shoals, Ala.



**23 ADDARIN SCOTT**  
F • 6-9 • 207 • Jr.  
Dallas, Texas



**24 LIOR BERMAN**  
G • 6-4 • 210 • Gr.  
Birmingham, Ala.



**31 CHANEY JOHNSON**  
G • 6-7 • 220 • Jr.  
Alabaster, Ala.



**33 LUCAS CLANTON**  
G • 6-1 • 175 • Fr.  
Shelbyville, Tenn.



**42 HASTON ALEXANDER**  
C • 6-10 • 255 • So.  
Tuscumbia, Ala.



**44 DYLAN CARDWELL**  
C • 6-11 • 255 • Sr.  
Augusta, Ga.




**55 JALEN HARPER**  
G • 6-2 • 165 • Gr.  
Mableton, Ga.

#WAREAGLE

2023-24 AUBURN MEN'S BASKETBALL

CONGRATULATIONS  
2023 GRADUATES



AUBURN MEN'S BASKETBALL

# 37 GRADUATES

**MOST IN THE SEC SINCE 2014**

