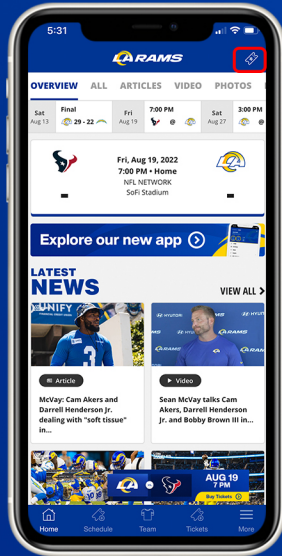


Mobile Ticketing How-To Guide

How to View Your Ticket

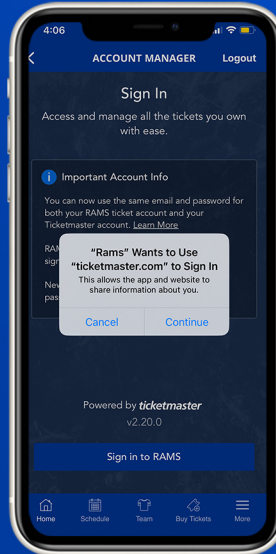
Mobile tickets are required for Rams home games. Please ensure your mobile device is using the most recent operating system on iOS and Android.

1

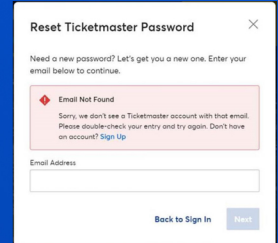


Download the Rams mobile app and tap the ticketing icon in the upper right corner.

2

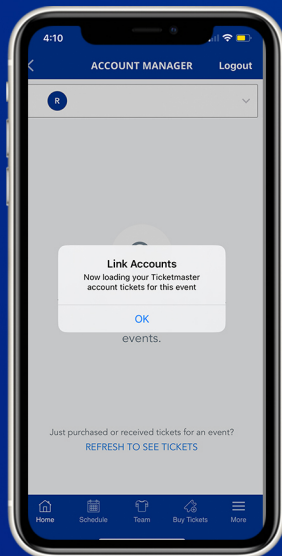


Enter your email address and password associated with your Rams account, then "Sign In". If this is your first time signing in, select "Forgot Password?" to reset your password



If you receive this message, select "Sign Up" and enter your information. It will create you a Ticketmaster account. Once your information is entered, you'll be able to access your Rams Account Manager.

3



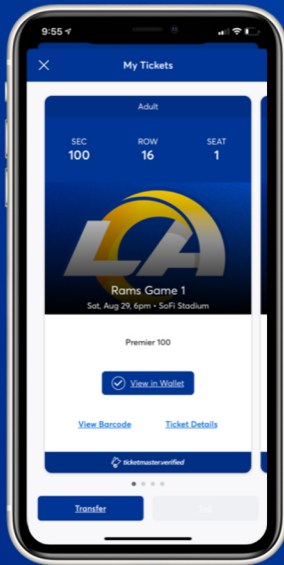
Once you sign in, your Rams ticket account and Ticketmaster account will be linked. Tap "OK"

4



Once you sign in, your tickets will appear in your account. Select the game of the tickets you would like to view.

5



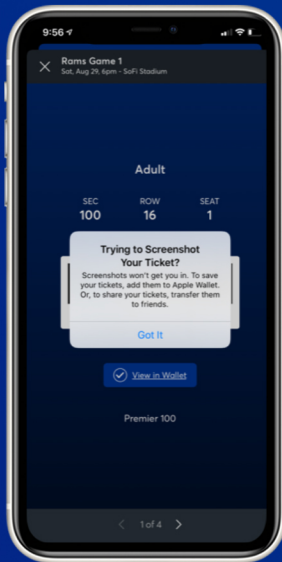
For quick access to your ticket on gameday, click “Add to Wallet”. You can also select “View Barcode” to see your barcode or “Ticket Details” to see event details and our Terms and Conditions.

6



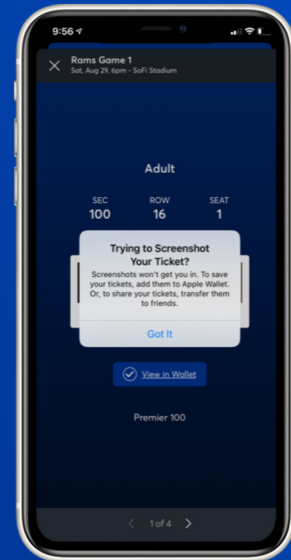
If you select “Add to Wallet” on iOS, you will be prompted to a one-time action of linking your Ticketmaster account to your Apple iCloud account using Face ID or passcode.

7



If you select “View Barcode”, your barcode for gameday will appear.

8



For your ticket security, screenshots won't work on gamedays due to a rotating barcode feature. Please save your game ticket to your mobile wallet for entry on gameday.

Have Your Barcode Ready When You Get to Your Gate

*Please turn phone brightness up before scanning barcode

We encourage you to download and utilize the Rams mobile app to stay up-to-date with news as well as **CLAIM, VIEW, TRANSFER** or **SELL** your tickets.