



Steelers at Bills

Sunday, Jan. 14

1 p.m. ET

Orchard Park, NY
Highmark Stadium



PITTSBURGH STEELERS COMMUNICATIONS

Burt Lauten - Senior Director of Communications
 Michael Bertsch - Communications Manager
 Angela Tegnella - Communications Coordinator
 MacKaiya Cherry - Communications Assistant/Social Media
 KeShawne Perkins - Communications Intern



UPMC ROONEY SPORTS COMPLEX

PITTSBURGH STEELERS

3400 South Water Street • Pittsburgh, PA 15203
 412-432-7820

PITTSBURGH STEELERS GAME RELEASE SUPER WILD CARD BUFFALO BILLS

GAME INFORMATION

| | | |
|--|--|---|
| | Sunday, Jan. 14 1 p.m. ET | Highmark Stadium Orchard Park, NY Capacity 71,608 // A-Turf Titan 50 |
| | CBS Locally KDKA-TV | Jim Nantz (play-by-play) Tony Romo (analysis) Jay Feely (analysis) Tracy Wolfson (field reporter) |
| | Steelers Radio Network (48 affiliates) 102.5 WDVE-FM (Pittsburgh) 970 WBGG-AM (Pittsburgh) | Bill Hillgrove (play-by-play) Craig Wolfley (analysis) Max Starks (field reporter) Missi Matthews (field reporter) |
| | Westwood One Sports | Tom McCarthy (play-by-play) Tony Boselli (analysis) Ryan Leaf (analysis) |

THE SERIES

| | | |
|----------|----------------------|--|
| All-Time | Steelers lead, 17-12 | Last: Bills Win, 38-3 (Oct. 9, 2023) |
| Home | Steelers lead, 10-3 | Last: Bills Win, 17-10 (Dec. 15, 2019) |
| Away | Bills lead, 9-7 | Last: Bills Win, 38-3 (Oct. 9, 2023) |
| Playoffs | Steelers lead, 2-1 | Last: Steelers Win, 40-21 (Jan. 6, 1996) |

THE COACHES

| | Head Coach | At Franchise | Overall | vs. Opp |
|----------|---------------|----------------|----------------|---------|
| Steelers | Mike Tomlin | 172-100-2 (17) | 172-100-2 (17) | 18-15 |
| Ravens | John Harbaugh | 160-98-0 (16) | 160-98-0 (16) | 14-17 |

COMMUNICATIONS STAFF

| | | |
|---------------------------------------|------------------|---|
| Senior Director of Communications | Burt Lauten | lautenb@steelers.nfl.com 412-432-7821 |
| Communications Manager | Michael Bertsch | bertschm@steelers.nfl.com 412-432-7822 |
| Communications Coordinator | Angela Tegnella | tegnellaa@steelers.nfl.com 412-432-7820 |
| Communications Assistant/Social Media | MacKaiya Cherry | cherrym@steelers.nfl.com 412-432-7893 |
| Communications Intern | KeShawne Perkins | perkinsk@steelers.nfl.com 412-432-7800 x6019 |

WHAT'S INSIDE

| | | | | | | | |
|-------|---------------------------|---------|-------------------------------|---------|-----------------------------|---------|----------------------------|
| 3 | Covering The Steelers | 63-66 | Roster Information | 272-276 | Drive Charts/Opening Drives | 300 | Ind. GBG (Passing) |
| 4-7 | Series History | 67 | How the Roster was Built | 277-278 | Drive Production/Opp. (GBG) | 301 | Ind. GBG (Rushing) |
| 8 | Countdown to Kickoff | 68 | Depth Chart | 279-280 | Scoring Drives/Opp. | 302 | Ind. GBG (Receiving) |
| 9-12 | Steelers in the Playoffs | 69-70 | Transactions | 281-282 | Longest Drives/Opp. | 303-305 | Ind. GBG (Defense) |
| 12-25 | Team Notes | 71-258 | Player Pages | 283-284 | Red-Zone Efficiency | 306 | Ind. GBG (Fumble Returns) |
| 25-33 | Team Defense Notes | 259-260 | Results/Individual Statistics | 285 | Yards Gained by Down | 307 | Ind. GBG (Int. Returns) |
| 33-44 | Individual Defense Notes | 261 | Special Teams Tackles | 286 | Third Down Efficiency/Opp. | 308 | Ind. GBG (Special Teams) |
| 44-45 | Team Offense Notes | 262 | Game-by-Game Starters | 287 | Fourth Down Efficiency/Opp. | 309 | Ind. GBG (Punting) |
| 45-52 | Individual Offense Notes | 263 | Participation | 288-292 | Defensive Summaries | 310 | Ind. GBG (Field Goals) |
| 52-54 | Special Teams Notes | 264-265 | Individual Game Highs | 293 | Defensive Stats (GBG) | 311 | Ind. GBG (Kickoff Returns) |
| 54-59 | Mike Tomlin Notes | 266 | Big Yardage Games | 294 | Team Rankings | 312 | Ind. GBG (Punt Returns) |
| 60 | Mike Tomlin's Record When | 267-268 | Big Run/Pass Plays | 295 | NFL Rankings | 313-329 | Game Summaries |
| 61 | NFL Standings | 269-270 | Big Plays/Opp. (GBG) | 296-297 | Offense/Defense (GBG) | 330-378 | Postseason Record Book |
| 62 | Steelers Record When... | 271 | Big Returns/Opp. Big Returns | 298-299 | Turnover Chart | 379-381 | The Last Time |

2023 REGULAR SEASON SCHEDULE (10-7)

| Day | Date | Opponent | TV | Time/Result |
|----------|----------|-----------------|------|-------------|
| Sun. | Sept. 10 | San Francisco | FOX | L, 7-30 |
| Mon. | Sept. 18 | Cleveland | FOX | W, 26-22 |
| Sun. | Sept. 24 | at Las Vegas | NBC | W, 23-18 |
| Sun. | Oct. 1 | at Houston | CBS | L, 6-30 |
| Sun. | Oct. 8 | Baltimore | CBS | W, 17-10 |
| BYE WEEK | | | | |
| Sun. | Oct. 22 | at L.A. Rams | FOX | W, 24-17 |
| Sun. | Oct. 29 | Jacksonville | CBS | L, 10-20 |
| Thur. | Nov. 2 | Tennessee | CBS | W, 20-16 |
| Sun. | Nov. 12 | Green Bay | CBS | W, 23-19 |
| Sun. | Nov. 19 | at Cleveland | CBS | L, 10-13 |
| Sun. | Nov. 26 | at Cincinnati | CBS | W, 16-10 |
| Sun. | Dec. 3 | Arizona | CBS | L, 10-24 |
| Thur. | Dec. 7 | New England | CBS | L, 18-21 |
| Sat. | Dec. 16 | at Indianapolis | ESPN | L, 13-30 |
| Sat. | Dec. 23 | Cincinnati | NBC | W, 34-11 |
| Sun. | Dec. 31 | at Seattle | FOX | W, 30-23 |
| Sat. | Jan. 6 | at Baltimore | ESPN | W, 17-10 |

****Times and TV network may change due to flexible scheduling**
 NOTE: All times are Eastern Home games in BOLD

2023 POSTSEASON SCHEDULE

| Day | Date | Opponent | TV | Time/Result |
|-----------|------------|---|-----|-------------|
| Sun. | Jan. 14 | at Buffalo | CBS | 1 p.m. ET |
| Sat.-Sun. | Jan. 20-21 | Divisional Playoff Games | | |
| Sun. | Jan. 28-21 | Conference Championship | | |
| Sun. | Feb. 11 | Super Bowl LVIII (Allegiant Stadium; Las Vegas, NV) | | |

@STEELERSPRDEPT

The Steelers Communications Department X account is the primary platform for how the team disseminates news and information, including press releases, media advisories, practice/media availability times, in-game updates and more.

WEEKLY MEDIA SCHEDULE

- The Steelers will make head coach **Mike Tomlin** available for a press conference at **Noon on Tuesday, Jan. 9**. Tomlin will be available in the media work room at the **UPMC Rooney Sports Complex**.

Monday, Jan. 8

- Open locker room: 1:15 – 2 p.m.

Tuesday, Jan. 9

- Mike Tomlin** press conference: Noon
- No player availability: day off

Wednesday, Jan. 10

- Pre-practice open locker room: 10:45 – 11 a.m.
- Practice: 12:30 - 2:30 p.m.
- Mike Tomlin** available upon request after practice on the field
- Post-practice open locker room: 2:30 – 3 p.m.

Thursday, Jan. 11

- Pre-practice open locker room: 10:45 – 11 a.m.
- Eddie Faulkner, Teryl Austin** available after walk thru on the field: approx. 11:45 a.m. ET
- Practice: 12:30 - 2:30 p.m.
- Post-practice open locker room: 2:30 – 3 p.m.

Friday, Jan. 12

- Practice: 10:30 a.m. – 12:30 p.m.
- Mike Tomlin** available upon request after practice on the field
- Post-practice open locker room: 12:30 – 1:15 p.m.

Saturday, Jan. 13

- No media availability: day before game

Sunday, Jan. 14

- Pittsburgh Steelers at Baltimore Ravens: 4:30 p.m. (ESPN, locally WTAE-TV)

**Schedule subject to change
All times ET*

PITTSBURGH STEELERS ON OMG

- The Steelers media website is www.NFLOMG.com. Please follow the link and click on the Steelers logo to access the team's page.
- For general access to the NFL OMG site, use the following user name (steelersmedia) and password (steelersmedia).
- For customized access to the NFL OMG site, please **KeShawne Perkins** at PerkinsK@steelers.nfl.com. An account will be setup that utilizes your email address as your username and "SteelersMedia" as your password.
- The Steelers interactive site will contain the complete 2023 Media Guide, all weekly game releases, player bios and rosters, Steelers staff information and bios, weekly flip cards, a game tracker, all Steelers team and individual records and statistics, Steelers historical information, daily press releases and transcripts and much more.
- The game releases and media guide are updated weekly during the season and available in a PDF format. Team notes, player bios, team and individual records, miscellaneous stats and game summaries are updated following each game and posted on the site.
- On gamedays, the site will host live statistics, updated player notes, postgame quotes and more. It is an easy-to-use, one-stop shop for all media needs and information regarding the Steelers.
- The Steelers Communications department will accept credential requests through <https://www.nflomg.com/members/main/credentialing> for all home games. The credential site will be available 24 hours a day, seven days a week. The site serves as the team's only media credentialing system. A credential must be requested by an editor through the website in order to cover Steelers' home games. Emailed requests will not be accepted.

STEELERS RADIO COVERAGE

For the 25th consecutive year, WDVE-FM (102.5) and WBGG-AM (970) are carrying all Steelers games.

Additionally, Steelers games can be heard on a 48-station network spanning Pennsylvania, West Virginia, Ohio, Maryland, New York and South Carolina. All Steelers games will be broadcast in both English and Spanish on Steelers.com.

For the 30th straight season, Bill Hillgrove serves as the "Voice of the Steelers" and handles play-by-play duties for the broadcast. Joining Hillgrove for his 22nd season is former Steelers offensive lineman Craig Wolfley, who provides analysis. In her fifth year, Missi Matthews will be on the sideline throughout the regular season. Former Steelers offensive lineman Max Starks will provide sideline analysis.

Fans in Mexico can listen to broadcasts on Grupo Imagen and games are heard on www.steelers.com/espanol. Stations on the Steelers Radio Network include:

FLAGSHIP STATIONS

WDVE-FM (102.5), WBGG-AM (970)

AFFILIATES**PENNSYLVANIA**

Altoona-WVAM (1430)
Altoona-WRKY (104.9)
Beaver Falls-WBVP (1230)
Beaver Falls-WMBA (1460)
Bedford-WBVE (107.5)
Butler-WISR (680)
Chambersburg-WCHA (800)
Clarendon-WKNB (104.3)
Clarion-WCCR (92.7)
Cooperstown-WUJZ (107.7)
DuBois-WIFT (102.1)
DuBois-WKFT (101.3)
Erie-WRKT (104.9)
Johnstown-WNTJ (1490)
Johnstown-WRWK (99.1)
Latrobe-WCNS (1480)
Milton-WVLY (100.9)
Saegertown-WUZZ (94.3)
Somerset-WNTI (990)
Starview-WONN (92.7)
State College-WQWK (1450)
Uniontown-WMBS (590)
Washington-WJPA (1450)
Williamsport-WCXR (99.3)
Williamsport-WZXR (103.7)

MARYLAND

Cumberland-WRQE (106.1)
Hagerstown-WHAG (1410)

OHIO

Fremont-WOHF (92.1)
Marietta-WJAW (630)
Youngstown-WNIO (1390)

VIRGINIA

Vienna-WDMX (100.1)

WEST VIRGINIA

Fairmont-WRLF (94.3)
Fairmont-WMMN (920)
New Martinsville-WXCR (92.3)

NFL COMMUNICATIONS.COM

- Journalists worldwide have access to the dedicated media website featuring news from the NFL and its teams. Daily releases, statistics, domestic and international NFL updates and other information about the NFL are available.

OFFICIAL STEELERS WEBSITE

- Media and fans can read about the latest Steelers news on the official Steelers website. The site, www.steelers.com, features breaking news statistics, player biographies and much more.

STEELERS NATION HD RADIO

- Steelers Nation Radio is a 24-hour/day HD radio station dedicated specifically to the Pittsburgh Steelers. It can be heard on www.steelers.com, the official Steelers app or the iHeart app on your smartphone, and at 102.5 WDVE HD2.
- A daily schedule of what is on Steelers Nation HD Radio is available at www.facebook.com/steelersnationradio.

STEELERS-BILLS SERIES HISTORY

- Sunday's game will mark the 30th overall and 26th regular-season meeting between the Steelers and Bills.
- Pittsburgh owns a five-game advantage in the overall series (17-12) and a four-game lead in the regular-season series (15-11).
- Sunday's game will be the fourth postseason meeting between Pittsburgh and Buffalo.
- The Steelers own a one-game advantage in the postseason series (2-1).
- Pittsburgh and the Bills played in the divisional round of the playoffs in 1974 (W, 32-14), 1992 (L, 3-24) and 1995 (W, 40-21).
- Sunday's game will be the first postseason meeting between the Steelers and Bills in Buffalo.
- Sunday's game marks the fifth consecutive year that the two teams have played one another and fourth straight year in Buffalo (including playoffs).
- The Steelers and Bills have played four consecutive years once previously in the series history (1991-94). They split those four meetings.
- Pittsburgh has also faced the following seven non-AFC North foes in at least four straight seasons: Denver (1988-91), Indianapolis (2014-17), Kansas City (2014-18; 1996-99, 1985-89, 1978-82), San Diego Chargers (1982-86), Miami Dolphins (1987-90; 1993-96), New England Patriots (2015-19) and Seattle Seahawks (1991-94).
- Interestingly enough, Pittsburgh actually played the San Diego Chargers 10 straight years (1987-96).
- Buffalo has won three of the last four meetings in the series: 2019 (17-10 in Pittsburgh), 2020 (26-15 in Buffalo) and 2022 (38-3 in Buffalo). Pittsburgh won in 2021 (23-16 in Buffalo).

INSIDE THE SERIES

| CATEGORY | RECORD |
|--------------------------|---------------------------------------|
| Series History | Started in 1970 |
| Overall | Steelers lead, 17-12 |
| In Pittsburgh | Steelers lead, 10-3 |
| At Buffalo | Bills lead, 9-7 |
| Neutral | n/a |
| Overall Regular Season | Steelers lead 15-11 |
| In Pittsburgh | Steelers lead, 8-2 |
| At Buffalo | Bills lead, 9-7 |
| Neutral | n/a |
| Streak | Bills won the last meeting |
| Last Regular-Season Game | L, 3-38 (Oct. 9, 2022 in Buffalo) |
| Postseason Series | Steelers lead, 2-1 |
| In Pittsburgh | Steelers lead, 2-1 |
| At Buffalo | n/a |
| Last Postseason Game | W, 40-21 (Jan. 6, 1996 in Pittsburgh) |

2023 STATS COMPARISON

| | STEELERS | BILLS |
|--------------------------------|-------------|-------------|
| Total Games | 17 | 17 |
| Total Drives | 194 | 181 |
| Total Drives per Game | 11.4 | 10.6 |
| First downs | 287 | 381 |
| Rushing 1st downs | 115 | 158 |
| Passing 1st downs | 153 | 199 |
| 1st downs from penalties | 19 | 24 |
| 3rd down eff. (Made-Att-Pct) | 85-232-37% | 109-219-50% |
| 4th down eff. (Made-Att-Pct) | 9-19-47% | 9-16-56% |
| Total Net Yards | 5,173 | 6,366 |
| Avg. Yards per Game | 304.3 | 374.5 |
| Total Plays | 1,029 | 1,115 |
| Yards per play | 5.0 | 5.7 |
| Net Yards Rushing | 2010 | 2212 |
| Rush Attempts | 487 | 512 |
| Yards per rush | 4.13 | 4.32 |
| Net Yards Passing | 3163 | 4154 |
| Sacks-Yards lost | 36-258 | 24-152 |
| Gross Yards | 3421 | 4306 |
| Comp-Att-Pct | 323-506-64% | 385-579-66% |
| Yards per pass | 6.25 | 7.17 |
| Interceptions thrown | 9 | 18 |
| Punts (Num-Yds) | 89-3914 | 51-2334 |
| Punts blocked | 0 | 0 |
| Net Punting Avg Yds | 39.3 | 37.5 |
| Gross Punting Avg Yds | 44.0 | 45.8 |
| Total Return Yds (no Kickoffs) | 441 | 508 |
| Punt Returns (Num-Yds) | 30-257 | 31-360 |
| Kickoff Returns (Num-Yds) | 24-565 | 17-349 |
| Int. Returns (Num-Yds) | 16-184 | 18-148 |
| Penalties-Yards | 86-753 | 106-883 |
| Turnovers | 16 | 28 |
| Fumbles lost | 7 | 10 |
| Interceptions thrown | 9 | 18 |
| Total Net Yards | 5,173 | 6,366 |
| Touchdowns | 31 | 54 |
| Rushing | 16 | 22 |
| Passing | 13 | 29 |
| Interceptions | 1 | 2 |
| Kickoff Returns | 0 | 0 |
| Fumble Returns | 1 | 0 |
| Punt Returns | 0 | 1 |
| Defensive/Special Teams TDs | 2 | 3 |
| Extra Points (Made-Att) | 28-31 | 52-54 |
| Kicking (Made-Att) | 27-28 | 49-50 |
| 2Pt Conversions (Made-Att) | 1-3 | 3-4 |
| Safeties | 1 | 0 |
| Kickoffs (Num-EZ-TB) | 76-60-55 | 95-62-53 |
| Field Goals (Made-Att) | 29-31 | 24-29 |
| FGs Blocked - PATs Blocked | 0-0 | 1-0 |
| Goal to Go (Made-Att-Pct) | 16-24-67% | 27-33-82% |
| Red Zone (Made-Att-Pct) | 20-42-48% | 41-65-63% |

ALL-TIME SERIES RESULTS

Steelers lead, 17-12 (H: 10-3, A: 7-9, N: 0-0)

| Date | Site | Week | Game # | Result |
|------------|------|------|--------|----------|
| 10/09/2022 | A | 5 | 5 | L, 3-38 |
| 09/12/2021 | A | 1 | 1 | W, 23-16 |
| 12/13/2020 | A | 14 | 13 | L, 15-26 |
| 12/15/2019 | H | 15 | 14 | L, 10-17 |
| 12/11/2016 | A | 14 | 13 | W, 27-20 |
| 11/10/2013 | H | 10 | 9 | W, 23-10 |
| 11/28/2010 | A | 12 | 11 | W, 19-16 |
| 09/16/2007 | H | 2 | 2 | W, 26-3 |
| 01/02/2005 | A | 17 | 16 | W, 29-24 |
| 09/30/2001 | A | 3 | 2 | W, 20-3 |
| 10/10/1999 | A | 5 | 5 | L, 21-24 |
| 09/16/1996 | H | 3 | 3 | W, 24-6 |
| 01/06/1996 | H | 19 | 17 | W, 40-21 |
| 11/14/1994 | H | 11 | 10 | W, 23-10 |
| 11/15/1993 | H | 11 | 9 | W, 23-0 |
| 01/09/1993 | H | 19 | 17 | L, 3-24 |
| 11/08/1992 | A | 10 | 9 | L, 20-28 |
| 09/08/1991 | A | 2 | 2 | L, 34-52 |
| 09/25/1988 | A | 4 | 4 | L, 28-36 |
| 11/09/1986 | A | 10 | 10 | L, 12-16 |
| 12/15/1985 | H | 15 | 15 | W, 30-24 |
| 12/12/1982 | A | 14 | 6 | L, 0-13 |
| 11/23/1980 | A | 12 | 12 | L, 13-28 |
| 12/16/1979 | H | 16 | 16 | W, 28-0 |
| 09/03/1978 | A | 1 | 1 | W, 28-17 |
| 09/28/1975 | H | 2 | 2 | L, 21-30 |
| 12/22/1974 | H | 15 | 15 | W, 32-14 |
| 10/29/1972 | A | 7 | 7 | W, 38-21 |
| 10/11/1970 | H | 4 | 4 | W, 23-10 |

Indicates playoff game

| STEELERS VS. BILLS SUPERLATIVES | | | | | |
|--|--------------------------|-------------|-------------|-----------|---------------|
| Passing Yards | | | | | |
| | Name | Date | Site | Wk | Result |
| 330 | Bubby Brister | 09/25/1988 | A | 4 | L, 28-36 |
| 327 | Kenny Pickett | 10/09/2022 | A | 5 | L, 3-38 |
| 275 | Scott Campbell | 12/15/1985 | H | 15 | W, 30-24 |
| Pass Completions | | | | | |
| 34 | Kenny Pickett | 10/09/2022 | A | 5 | L, 3-38 |
| 23 | Devlin Hodges | 12/15/2019 | H | 15 | L, 10-17 |
| 22 | Bubby Brister | 09/25/1988 | A | 4 | L, 28-36 |
| Pass Attempts | | | | | |
| 52 | Kenny Pickett | 10/09/2022 | A | 5 | L, 3-38 |
| 38 | Devlin Hodges | 12/15/2019 | H | 15 | L, 10-17 |
| | Scott Campbell | 12/15/1985 | H | 15 | W, 30-24 |
| Passing Touchdowns | | | | | |
| 2 | Five games | | | | |
| | Last: Ben Roethlisberger | 12/13/2020 | A | 14 | L, 15-26 |
| Long Pass | | | | | |
| 40 | Ben Roethlisberger | 11/10/2013 | H | 10 | W, 23-10 |
| | Ben Roethlisberger | 12/11/2016 | A | 14 | W, 27-10 |
| 34 | Devlin Hodges | 12/15/2019 | H | 15 | L, 10-17 |
| Completion Percentage (min. 14 pass att.) | | | | | |
| 73.7 | Terry Bradshaw | 09/03/1978 | A | 1 | W, 28-17 |
| 72.4 | Kordell Stewart | 10/10/1999 | A | 5 | L, 21-24 |
| 68.2 | Kordell Stewart | 09/30/2001 | A | 3 | W, 20-3 |
| Passer Rating (min. 14 pass att.) | | | | | |
| 124.2 | Terry Bradshaw | 09/03/1978 | A | 1 | W, 28-17 |
| 109.4 | Neil O'Donnell | 11/08/1992 | A | 10 | L, 20-28 |
| 102.1 | Kordell Stewart | 10/10/1999 | A | 5 | L, 21-24 |
| Rushing Yards | | | | | |
| 236 | Le'Veon Bell | 12/11/2016 | A | 14 | W, 27-10 |
| 151 | Rashard Mendenhall | 11/28/2010 | A | 12 | W, 19-16 |
| 138 | Franco Harris | 10/29/1972 | A | 7 | W, 38-21 |
| Rushing Attempts | | | | | |
| 38 | Le'Veon Bell | 12/11/2016 | A | 14 | W, 27-10 |
| 36 | Rashard Mendenhall | 11/28/2010 | A | 12 | W, 19-16 |
| 30 | Leroy Thompson | 11/15/1993 | H | 11 | W, 23-0 |
| Rushing Touchdowns | | | | | |
| 3 | Le'Veon Bell | 12/11/2016 | A | 14 | W, 27-10 |
| 2 | Five games | | | | |
| | Last: Jerome Bettis | 09/16/1996 | H | 3 | W, 24-6 |
| Long Rush | | | | | |
| 58 | Willie Parker | 01/02/2005 | A | 17 | W, 29-24 |
| 33 | Le'Veon Bell | 12/11/2016 | A | 14 | W, 27-10 |
| 32 | Amos Zereoue | 09/30/2001 | A | 3 | W, 20-3 |
| Receptions | | | | | |
| 9 | Hines Ward | 09/30/2001 | A | 3 | W, 20-3 |
| 7 | Three games | | | | |
| | Last: Hines Ward | 11/28/2010 | A | 12 | W, 19-16 |
| Receiving Yards | | | | | |
| 118 | Weegie Thompson | 09/25/1988 | A | 4 | L, 28-36 |
| 116 | Louis Lipps | 12/15/1985 | H | 15 | W, 30-24 |
| 107 | Hines Ward | 11/28/2010 | A | 12 | W, 19-16 |

| STEELERS VS. BILLS SUPERLATIVES | | | | | |
|---------------------------------|----------------------|------------|---|----|----------|
| Receiving Touchdowns | | | | | |
| 1 | 22 games | | | | |
| | Last: Dontae Johnson | 09/12/2021 | A | 1 | W, 23-16 |
| Long Reception | | | | | |
| 40 | Antonio Brown | 11/10/2013 | H | 10 | W, 23-10 |
| | Antonio Brown | 12/11/2016 | A | 14 | W, 27-10 |
| 34 | James Washington | 12/15/2019 | H | 15 | L, 10-17 |
| | Le'Veon Bell | 11/10/2013 | H | 10 | W, 23-10 |
| Scrimmage Yards | | | | | |
| 298 | Le'Veon Bell | 12/11/2016 | A | 14 | W, 27-10 |
| 165 | Jerome Bettis | 09/16/1996 | H | 3 | W, 24-6 |
| 155 | Franco Harris | 10/29/1972 | A | 7 | W, 38-21 |
| Tackles | | | | | |
| 11 | Avery Williamson | 12/13/2020 | A | 14 | L, 15-26 |
| | Terrell Edmunds | 12/15/2019 | H | 15 | L, 10-17 |
| | William Gay | 11/10/2013 | H | 10 | W, 23-10 |
| Sacks | | | | | |
| 3.0 | Kevin Greene | 11/14/1994 | H | 11 | W, 23-10 |
| 2.5 | Keith Willis | 11/09/1986 | A | 10 | L, 12-16 |
| | Bud Dupree | 12/11/2016 | A | 14 | W, 27-20 |
| Interceptions | | | | | |
| 2 | Levon Kirkland | 09/16/1996 | H | 3 | W, 24-6 |
| | Dwayne Woodruff | 12/15/1982 | A | 6 | L, 0-13 |
| Points Scored | | | | | |
| 38 | 10/29/1972 | | A | 7 | W, 38-21 |
| 34 | 09/08/1991 | | A | 2 | L, 34-52 |
| 30 | 12/15/1985 | | H | 15 | W, 30-24 |
| Fewest Points Scored | | | | | |
| 0 | 12/12/1982 | | A | 6 | L, 0-13 |
| 3 | 10/09/2022 | | A | 5 | L, 3-38 |
| 10 | 12/15/2019 | | H | 15 | L, 10-17 |
| Most Points Allowed | | | | | |
| 52 | 09/08/1991 | | A | 2 | L, 34-52 |
| 38 | 10/09/2022 | | A | 5 | L, 3-38 |
| 36 | 09/25/1988 | | A | 4 | L, 28-36 |
| Fewest Points Allowed | | | | | |
| 0 | 11/15/1993 | | H | 11 | W, 23-0 |
| | 12/16/1979 | | H | 16 | W, 28-0 |
| 3 | 09/30/2001 | | A | 3 | W, 20-3 |
| | 09/16/2007 | | H | 2 | W, 26-3 |
| Margin of Victory | | | | | |
| 28 | 12/16/1979 | | H | 16 | W, 28-0 |
| 23 | 12/10/1983 | | H | 11 | W, 23-0 |
| | 09/16/2007 | | H | 2 | W, 26-3 |
| Margin of Defeat | | | | | |
| 35 | 10/09/2022 | | A | 5 | L, 3-38 |
| 18 | 09/08/1991 | | A | 2 | L, 34-52 |
| 15 | 11/23/1980 | | A | 12 | L, 13-28 |



2022 WEEK 5
Pittsburgh Steelers 3, Buffalo Bills 38
 70,764 🎟️ Highmark Stadium 🎟️ Oct 9, 2022



| | | | | | | |
|---------------------------|-----------|-----------|----------|----------|----------|-----------|
| Pittsburgh Steelers | 3 | 0 | 0 | 0 | — | 3 |
| Buffalo Bills | 10 | 21 | 0 | 7 | — | 38 |

SCORING DRIVES

| TEAM | QTR | TIME | SCORING PLAY | PIT | BUF |
|----------|-----|-------|--|-----|-----|
| Bills | 1 | 13:56 | G.Davis 98 yd. pass from J.Allen (T.Bass kick) (3-98, 1:04) | 0 | 7 |
| Steelers | 1 | 05:38 | C.Boswell 29 yd. Field Goal (12:50, 6:18) | 3 | 7 |
| Bills | 1 | 02:41 | T.Bass 35 yd. Field Goal (7-48, 2:57) | 3 | 10 |
| Bills | 2 | 09:29 | G.Davis 62 yd. pass from J.Allen (T.Bass kick) (1-62, 0:10) | 3 | 17 |
| Bills | 2 | 07:20 | S.Diggs 15 yd. pass from J.Allen (T.Bass kick) (2-53, 0:33) | 3 | 24 |
| Bills | 2 | 01:02 | K.Shakir 24 yd. pass from J.Allen (T.Bass kick) (8-77, 2:37) | 3 | 31 |
| Bills | 4 | 14:03 | J.Cook 24 yd. run (T.Bass kick) (2-65, 0:57) | 3 | 38 |

PITTSBURGH STEELERS

| PASSING | ATT | CP | YDS | SK/YD | TD | LG | INT | RTG |
|---------------|-----------|-----------|------------|-------------|----------|-----------|----------|-------------|
| Kenny Pickett | 52 | 34 | 327 | 3/17 | 0 | 29 | 1 | 74.8 |
| TOTAL | 52 | 34 | 327 | 3/17 | 0 | 29 | 1 | 74.8 |

| RUSHING | ATT | YDS | AVG | LG | TD |
|---------------|-----------|-----------|------------|-----------|----------|
| Jaylen Warren | 5 | 24 | 4.8 | 12 | 0 |
| Najee Harris | 11 | 20 | 1.8 | 6 | 0 |
| Kenny Pickett | 1 | 10 | 10.0 | 10 | 0 |
| TOTAL | 17 | 54 | 3.2 | 12 | 0 |

| RECEIVING | NO | YDS | AVG | LG | TD |
|-----------------|-----------|------------|------------|-----------|----------|
| George Pickens | 6 | 83 | 13.8 | 29 | 0 |
| Diontae Johnson | 5 | 60 | 12.0 | 23 | 0 |
| Chase Claypool | 5 | 50 | 10.0 | 20 | 0 |
| Zach Gentry | 5 | 43 | 8.6 | 11 | 0 |
| Jaylen Warren | 4 | 39 | 9.8 | 13 | 0 |
| Najee Harris | 3 | 16 | 5.3 | 9 | 0 |
| Pat Freiermuth | 2 | 12 | 6.0 | 8 | 0 |
| Connor Heyward | 2 | 12 | 6.0 | 7 | 0 |
| Miles Boykin | 1 | 11 | 11.0 | 11 | 0 |
| Derek Watt | 1 | 1 | 1.0 | 1 | 0 |
| TOTAL | 34 | 327 | 9.6 | 29 | 0 |

| TOP DEFENSE | TOT | SOLO | AST | SCK | YDS | INT |
|-----------------|-----|------|-----|-----|-----|-----|
| Myles Jack | 6 | 4 | 2 | 0.0 | 0.0 | 0 |
| James Pierre | 5 | 5 | 0 | 0.0 | 0.0 | 0 |
| Cameron Heyward | 5 | 1 | 4 | 0.0 | 0.0 | 0 |

| FIELD GOALS | FGM/FGA | PERCENT | RESULTS |
|---------------|------------|-------------|--------------|
| Chris Boswell | 1-3 | 33.3 | (29, 33, 45) |
| TOTAL | 1-3 | 33.0 | |

BUFFALO BILLS

| PASSING | ATT | CP | YDS | SK/YD | TD | LG | INT | RTG |
|--------------|-----------|-----------|------------|------------|----------|------------|----------|--------------|
| Josh Allen | 31 | 20 | 424 | 0/0 | 4 | 98t | 1 | 134.1 |
| Case Keenum | 5 | 2 | 8 | 0/0 | 0 | 5 | 0 | 47.9 |
| TOTAL | 36 | 22 | 432 | 0/0 | 4 | 98t | 1 | 128.5 |

| RUSHING | ATT | YDS | AVG | LG | TD |
|------------------|-----------|------------|------------|------------|----------|
| Devin Singletary | 6 | 42 | 7.0 | 23 | 0 |
| Josh Allen | 5 | 42 | 8.4 | 21 | 0 |
| James Cook | 4 | 31 | 7.8 | 24t | 1 |
| Zack Moss | 1 | 7 | 7.0 | 7 | 0 |
| Case Keenum | 2 | -2 | -1.0 | -1 | 0 |
| TOTAL | 18 | 120 | 6.7 | 24T | 1 |

| RECEIVING | NO | YDS | AVG | LG | TD |
|------------------|-----------|------------|-------------|------------|----------|
| Stefon Diggs | 8 | 102 | 12.8 | 41 | 1 |
| Isaiah Hodgins | 4 | 41 | 10.3 | 26 | 0 |
| Gabe Davis | 3 | 171 | 57.0 | 98t | 2 |
| Khalil Shakir | 3 | 75 | 25.0 | 31 | 1 |
| Quintin Morris | 3 | 39 | 13.0 | 26 | 0 |
| Devin Singletary | 1 | 4 | 4.0 | 4 | 0 |
| TOTAL | 22 | 432 | 19.6 | 98T | 4 |

| TOP DEFENSE | TOT | SOLO | AST | SCK | YDS | INT |
|----------------|-----|------|-----|-----|-----|-----|
| Tyrel Dodson | 11 | 7 | 4 | 1.0 | 3.0 | 0 |
| Kairi Elam | 10 | 7 | 3 | 0.0 | 0.0 | 1 |
| Jaquan Johnson | 8 | 2 | 6 | 0.0 | 0.0 | 0 |

| FIELD GOALS | FGM/FGA | PERCENT | RESULTS |
|--------------|------------|-------------|----------|
| Tyler Bass | 1-2 | 50.0 | (49, 35) |
| TOTAL | 1-2 | 50.0 | |

Team Statistics

| | Steelers | Bills |
|------------------------------|----------|---------|
| First Downs | 23 | 21 |
| 3rd-Down Eff. (Made/Att/Pct) | 5/15/33% | 5/9/56% |
| 4th-Down Eff. (Made/Att/Pct) | 0/3/0% | 0/0/0% |
| Total Net Yards | 364 | 552 |
| Total Plays | 72 | 54 |
| Yards Per Play | 5.1 | 10.2 |
| Rushes/Net Yards | 17/54 | 18/120 |
| Net Passing | 310 | 432 |
| Pass Attempts/Completions | 52/34 | 36/22 |
| Had Intercepted | 1 | 1 |
| Sacked/Yards Lost | 3/17 | 0/0 |
| Punts/Average | 4/40.8 | 2/55.0 |
| Penalties/Yards | 6/54 | 5/28 |
| Fumbles/Lost | 1/1 | 1/1 |
| Possession Time | 36:08 | 23:52 |

| COUNTDOWN TO KICKOFF | |
|----------------------|--|
| 1982 | The Steelers rank in the top three in sacks dating back to the start of every season since 1982 (except 2022 and 2023). |
| 1000 | Najee Harris is the only player in the NFL to register 1,000 yards rushing in each of the last three seasons. He is the first player in franchise history to record 1,000 yards rushing in each of his first three seasons in the NFL. Harris is the first player in the League to record 1,000 yards rushing in each of his first three seasons in the NFL since Alfred Morris (Washington, 2012-14). |
| 750+ | Najee Harris and Jaylen Warren each rushed for 750 yards this season. The duo was the first pair of Steelers' running backs to each rush for 750 or more yards in the same since season 2004 (Jerome Bettis, 941; Duce Staley, 830). |
| 480 | Pittsburgh has scored 480 points in the fourth quarter since the start of the 2020 season, which is the seventh-most in the NFL. |
| 468 | Pittsburgh registered 468 yards of total offense in Week 17 at Seattle, which is the most by the Steelers since Week 12 of 2018 (527 at Denver). |
| 438 | Since the start of the 2019 season, Pittsburgh has registered 438 tackles for loss, which is the third-most in the NFL. |
| 330 | The Steelers have allowed 330 points in the fourth quarter since the start of the 2020 season, which is the fewest in the NFL. |
| 211.1 | Since the start of the 2019 season, Pittsburgh opponents are averaging 211.1 passing yds/game, which is the fifth-fewest allowed in the NFL over that span. |
| 195 | George Pickens' 195 yards receiving is the most by a Steelers wideout since Antonio Brown had 213 in Week 14 of 2017 vs. Baltimore. |
| 177.0 | T.J. Watt and Cameron Heyward have registered 96.5 and 80.5 career sacks, respectively. Watt and Heyward have combined for 177.0 sacks, 12 Pro Bowl selections, six All-Pro nos., 372 QB hits, 225 tackles for loss, 35 forced fumbles, 24 strip sacks, 17 fumble recoveries and nine interceptions. |
| 150 | Pittsburgh owns a 150-point scoring margin (480-330) in the fourth quarter since the start of the 2020 season, which is the third-best in the NFL. |
| 137 | Pittsburgh has registered 137 takeaways since the start of the 2019 season, which is the most in the NFL. |
| 100 | T.J. Watt played in his 100th NFL game in Week 14 vs. New England. Among players in their first 100 career games played, Watt ranks in the top five in sacks (2nd), tackles for loss (5th), QB hits (2nd) and forced fumbles (1-4th). |
| 93 | T.J. Watt is the first player since 1982, when the individual sack became an official statistic, to register 85.0+ sacks, 25+ forced fumbles and 7+ interceptions in his first 100 career games. |
| 92.5 | Chris Boswell has made 74-of-80 FG attempts (92.5%) in his career in the fourth quarter/ overtime, including 32 of 35 career FGs (91.4%) in the final five minutes of regulation/overtime. |
| 87.2 | Since joining the Steelers in 2015, Chris Boswell is 231-of-265 on FG attempts (87.2%), including 103-of-130 (79.2%) of 40 yards or longer. He ranks second in FG percentage (87.2%) among all NFL kickers with at least 250 FG attempts. |
| 87 | Pittsburgh has registered 87 interceptions since the start of the 2019 season, which is the second-most in the NFL, including 36 since 2022 (tied second-most). |
| 86 | Mason Rudolph and George Pickens connected for an 86-yard TD pass in Week 16 vs. Cincinnati. The TD pass was the longest of Rudolph's career and the TD reception was the longest of Pickens' career. It also was the NFL's longest offensive play of the season and longest by the Steelers since Week 12 of 2018 at Denver. |
| 85.0 | Chris Boswell has made 17 of 20 career FGs (85.0%) in the final two minutes of regulation and overtime (including playoffs). |
| 81.1 | Chris Boswell has made 30-of-37 (81.1%) career FGs of 50+ yards, including 23 of his last 27. His 81.1 career FG percentage of 50+ yards is the highest in the NFL since the 1970 AFL-NFL merger (min. 30). |
| 80.5 | Cameron Heyward's 80.5 career sacks are the most by a Steelers' defensive lineman since 1982, second-most by an active defensive tackle, tied for second-most in franchise history and tied for second-most by a Steeler since 1982. |
| 76 | Pittsburgh's 76 one-score games are the most in the NFL since the start of the 2017 season. The Steelers' 51 victories and 684 winning percentage in one-score games are the most and highest since 2017 (min. 50 games). |
| 66+ | George Pickens is the first wideout to have multiple TD receptions of 66+ yards in the same game in franchise history. He is the sixth NFL receiver to register multiple 60+ yard TD receptions in the same game since 2006 (Tyreek Hill, 2023; Gabe Davis, 2022; Ja'Marr Chase, 2022; Odell Beckham Jr., 2016; Lee Evans, 2006). |
| 65 | Pittsburgh has registered six offensive TDs of at least 65 yards in 2023, which is the most by the Steelers in a season since 1988 (six). |
| 62 | Pittsburgh has played in 62 playoff games since the 1970 AFL-NFL merger, which is the most in the League over the span. |
| 59 | The Steelers have allowed 59 points in the fourth quarter in 2023, which is the fewest in the NFL. |
| 48.8 | George Pickens' 48.8 yards/catch is the highest in franchise history, highest in the NFL since Philadelphia's DeSean Jackson had four receptions for 210 yards (52.5 avg.) in Week 14 of 2010 and third-highest since the 1970 AFL-NFL merger. |
| 40 | Pittsburgh has limited 40 opponents at or below a 60.0 completion percentage since the start of the 2019 season, which is the third-most in the NFL. |
| 40 | Pittsburgh has a League-best 40 seasons since the 1970 AFL-NFL merger in which the team has finished above .500. The Steelers also have 20 consecutive winning seasons from 2004-23, the second longest streak in NFL history. |
| 36 | Pittsburgh's 36 playoff victories are tied with New England and San Francisco for the most in since the 1970 AFL-NFL merger. |
| 36 | Since entering the league in 2011, Patrick Peterson has recorded 36 interceptions, which is the second-most in the NFL over the span. His 36 interceptions are the most among active players in the NFL. |
| 24 | The Steelers held a 24-0 lead at halftime in Week 16 vs. Cincinnati. The 24-point halftime lead was Pittsburgh's largest since Week 4 of 2016 vs. Kansas City (29-0). The Steelers' 24 first-half points were the most in a first half by Pittsburgh since Week 10 of 2018 vs. Carolina (31). |
| 21 | The Steelers have limited 11 opponents to 21 points or less in 2023, which is tied for the fifth-most in the NFL. Pittsburgh has limited 19 of its last 25 opponents to 21 points or less, which is tied for the second-most since Week 12 of 2022. |

| COUNTDOWN TO KICKOFF | |
|----------------------|--|
| 20.3 | Since the start of the 2019 season, Pittsburgh has allowed 20.3 points/game, which is tied for the fifth-fewest allowed in the NFL over that span. |
| 20 | Pittsburgh has recorded 20 consecutive seasons with a .500 record or better, which is the longest active streak in the NFL and the longest streak in team history (previous record was 13, 1972-1984). |
| 19.0 | T.J. Watt's 19.0 sacks led the NFL in 2023. He is the first player in League history to lead the NFL in sacks three times (2020, 2021 and 2023). |
| 18.8 | Since the start of the 2019 season, Pittsburgh has allowed 18.8 first downs/game, which is the fourth-fewest in the NFL over that span. |
| 16 | Pittsburgh has been favored by injury and suspension at the both inside linebacker and safety position. The Steelers have now started 16 different players combined at the linebacker and safety positions, which is the second-most of any team in the NFL. |
| 15.0 | T.J. Watt became the fourth player since 1982 with at least 15.0 sacks in three of his first seven NFL seasons, joining Pro Football Hall of Famer Reggie White (four seasons) and DeMarcus Ware (three) as well as his brother, J.J. Watt (three). |
| 16 | Pittsburgh has committed 16 turnovers since 1970, which is tied for the third-fewest in the NFL, and tied for the sixth-fewest by the Steelers since 1970. |
| 16 | The Steelers' 16 giveaways are the fewest by the Steelers since 1990 (15 giveaways). |
| 15 | The Steelers have won 15 games when trailing at halftime since the start of the 2020 season, which is six more victories than any other team in the NFL. |
| 13 | Pittsburgh has won 13 games when trailing at halftime since the start of the 2020 season, which is tied for the most in the NFL. |
| 11.4 | Mason Rudolph averaged 11.4 pass yards/att. at Seattle in Week 17. The 11.4 pass yards/att. is the highest by Pittsburgh quarterback (min. 20 att.) since Ben Roethlisberger in Week 10 of 2018 (13.1 pass yards/att. vs. Carolina). |
| +11 | Pittsburgh has +11 turnover margin this season, which is tied for the third-best in the NFL, and tied for the sixth-best by the Steelers since the 1970 AFL-NFL merger. |
| 11 | Mike Tomlin has led the Steelers to the playoffs 11 times in his career. His 11 playoff appearances are tied for the 10th-most by a head coach since the 1970 AFL-NFL merger. |
| TOP 10 | T.J. Watt ranks among the top 10 active players in sacks (6th), tackles for loss (9-th), QB hits (5th), forced fumbles (1-3rd), fumble recoveries (8-th) and strip sacks (2nd). |
| 10.0 | Mason Rudolph recorded 10.0 pass yards/att. or higher in consecutive games (min. 20 att.) in Weeks 16 and 17. He's the first Steelers quarterback to accomplish the feat since Ben Roethlisberger in 2010, and third in franchise history (Terry Bradshaw in 1982). |
| 10 | Pittsburgh has recorded 10 or more wins in 27 different seasons since the 1970 NFL-AFL merger. The 27 different 10-win seasons are tied with San Francisco and New England for the second-most in the League over the span. |
| 9.3 | Since the start of the 2019 season, Pittsburgh is averaging a sack 9.3% of the time, which is highest in the NFL over that span. |
| 9 | Pittsburgh threw just nine interceptions this season, which is tied for the fifth-fewest in the NFL, tied for the fewest by the Steelers since 1970. |
| 9 | Pittsburgh's nine interceptions are the fewest by the Steelers since 2010 (9). |
| 9 | Cameron Heyward is a defensive captain for the ninth consecutive season. Only three players in franchise history have been selected captain more than Heyward -- Ben Roethlisberger (13), Sam Davis (11) and Andy Russell (10). |
| 7 | Pittsburgh has now started seven different players at safety, which is tied for the most of any team in the NFL. |
| 7/6 | Alex Highsmith's seven forced fumbles and six strip sacks are each tied for the second-most in the NFL since the start of the 2022 season. |
| 6-0 | The Steelers are 6-0 in Weeks 17-18 since the NFL went to an 18-week schedule in 2021. In 2022, Pittsburgh started 7-8 and finished 9-8. In 2021, the Steelers started 7-7 and finished 9-7-1. In 2023, Pittsburgh was 8-7 and finished 10-7. |
| 5.2 | Since the start of the 2019 season, Pittsburgh has allowed 5.2 yards/play, which is tied for the fifth-fewest in the NFL over that span. |
| 5 | T.J. Watt is one of five players in NFL history with at least 94.5 sacks, 104 tackles for loss, 195 QB hits, 27 forced fumbles, 10 fumble recoveries and 20 strip sacks. |
| TOP 5 | T.J. Watt ranked in the top-five in the NFL in sacks, tackles for loss, quarterback hits, forced fumbles and fumble recoveries in 2023, which marked the season time in three years (2021, 2022) he has done so in the game season. J.J. Watt is the only other player to accomplish the feat since 2012. |
| 5 | Pittsburgh's five regular-season victories vs. 2023 playoff foes was tied for the third-most in the NFL this season. |
| 4 | Pittsburgh has already won four games when trailing at the end of the third quarter in 2023, which is the most in the NFL. |
| 3 | Since 2020, only one team has had three players with at least 26.5 sacks, 55 QBH and 40 TFL -- Pittsburgh's T.J. Watt , Cameron Heyward and Alex Highsmith . |
| 2 | The RB tandem of Najee Harris and Jaylen Warren has each eclipsed 1,000 scrimmage yards this season. Harris and Warren are the fourth duo in franchise history to eclipse 1,000 scrimmage yards in the same season and first since 1986. |
| 2 | T.J. Watt and Hall of Famer Lawrence Taylor are the only players since 1982, when the individual sack became an official statistic, with 70.0+ sacks and 7+ interceptions over their first seven seasons in the NFL. |
| 2 | T.J. Watt is the second player since 1982, when the individual sack became an official statistic, with at least 19.0 sacks, 19 tackles for loss, 36 quarterback hits, four forced fumbles and three fumble recoveries in the same season. Watt is the first player to do it twice. |
| 2 | T.J. Watt is the first player since 1982, when the individual sack became an official statistic, to register 85.0+ sacks, 25+ forced fumbles and 7+ interceptions in his first 100 career games. |
| 0.94 | T.J. Watt is off to a record-setting pace for sacks to open his NFL career. He has averaged 0.94 sacks/game since entering the League back in 2017, which is the best in NFL history (min. 100 games started). |
| .615 | Mike Tomlin is 98-61-2 (.615) in regular-season games decided by one score (eight points or less). His 98 regular-season victories and .613 regular-season winning percentage are tied for the fifth-most and tied for the highest in the NFL since the 1970 AFL-NFL merger (min. 100 games). |

STEELERS IN THE PLAYOFFS

- Pittsburgh has made 32 playoff appearances since the 1970 AFL-NFL merger.
- The Steelers own a 36-26 (.581) record in the playoffs since the 1970 AFL-NFL merger.
- Pittsburgh has played in 62 playoff games since the 1970 AFL-NFL merger, which is the most since the 1970 AFL-NFL merger.

MOST PLAYOFF GAMES – SINCE 1970

| RANK | TEAM | GAMES |
|------|----------------------|-------|
| 1. | Pittsburgh Steelers | 62 |
| 2. | Dallas Cowboys | 61 |
| 3. | San Francisco 49ers | 58 |
| 4. | New England Patriots | 57 |
| 5. | Minnesota Vikings | 48 |
| 6. | Green Bay Packers | 46 |
| 7. | Philadelphia Eagles | 45 |
| 8. | L.A. Rams | 44 |
| 9. | Denver Broncos | 42 |
| | Miami Dolphins | 42 |

- Pittsburgh's 36 playoff victories are tied with New England and San Francisco for the most in since the 1970 AFL-NFL merger.

MOST PLAYOFF WINS – SINCE 1970

| RANK | TEAM | WINS |
|------|-----------------------|------|
| 1. | Pittsburgh Steelers | 36 |
| | New England Patriots | 36 |
| 3. | Dallas Cowboys | 34 |
| | San Francisco 49ers | 34 |
| 5. | Green Bay Packers | 24 |
| 6. | L.A. Rams | 23 |
| | Denver Broncos | 23 |
| 8. | Las Vegas Raiders | 22 |
| 9. | Washington Commanders | 20 |
| | Miami Dolphins | 20 |
| | N.Y. Giants | 20 |

- Pittsburgh's .581 playoff winning percentage is the fourth-highest since the 1970 AFL-NFL merger.

HIGHEST PLAYOFF WIN PCT. – SINCE 1970 (MIN. 30)

| RANK | TEAM | W | L | WIN PCT. |
|------|-----------------------|----|----|----------|
| 1. | New England Patriots | 36 | 21 | .632 |
| 2. | San Francisco 49ers | 36 | 22 | .621 |
| 3. | N.Y. Giants | 21 | 13 | .618 |
| 4. | Pittsburgh Steelers | 36 | 26 | .581 |
| 5. | Dallas Cowboys | 35 | 26 | .574 |
| 6. | Las Vegas Raiders | 22 | 17 | .564 |
| 7. | Washington Commanders | 20 | 16 | .556 |
| 8. | Denver Broncos | 23 | 19 | .548 |
| 9. | L.A. Rams | 23 | 21 | .523 |
| 10. | Green Bay Packers | 24 | 22 | .522 |

STEELERS VS. TEAMS: PLAYOFFS

| TEAM | RECORD | WIN PCT. |
|---------------------------------|--------------|-------------|
| Indianapolis Colts | 5-0 | 1.000 |
| Cincinnati Bengals | 2-0 | 1.000 |
| N.Y. Jets | 2-0 | 1.000 |
| Arizona Cardinals** | 1-0 | 1.000 |
| L.A. Rams** | 1-0 | 1.000 |
| Minnesota Vikings** | 1-0 | 1.000 |
| Seattle Seahawks** | 1-0 | 1.000 |
| Baltimore Ravens | 3-1 | .750 |
| Houston Oilers/Tennessee Titans | 3-1 | .750 |
| Cleveland Browns | 2-1 | .667 |
| Buffalo Bills | 2-1 | .667 |
| Dallas Cowboys** | 2-1 | .667 |
| Kansas City Chiefs | 1-2 | .333 |
| Miami Dolphins | 2-2 | .500 |
| Las Vegas Raiders | 3-3 | .500 |
| Denver Broncos | 3-5 | .375 |
| L.A. Chargers | 1-2 | .333 |
| New England Patriots | 1-4 | .200 |
| Green Bay Packers** | 0-1 | .000 |
| Detroit Lions | 0-1 | .000 |
| Philadelphia Eagles* | 0-1 | .000 |
| Jacksonville Jaguars | 0-2 | .000 |
| Total | 36-28 | .563 |

* 1947 Eastern Division playoff game
 ** Super Bowl opponent

STEELERS IN THE WILD CARD

- The Steelers have made 14 appearances in an NFL Wild Card playoff game since the 1970 AFL-NFL merger.
- Pittsburgh owns a 6-7 (.462) record in the Wild Card round, including 3-4 (.429) at home and 3-3 (.500) on the road.

| DATE | OPPONENT | RESULT |
|--------------|--------------------------|-------------------|
| 01/16/2022 | at Kansas City Chiefs | L, 42-21 |
| 01/10/2021 | vs. Cleveland Browns | L, 48-37 |
| 01/08/2017 | vs. Miami Dolphins | W, 30-12 |
| 01/09/2016 | at Cincinnati Bengals | W, 18-16 |
| 01/03/2015 | vs. Baltimore Ravens | L, 30-17 |
| 01/08/2012 | at Denver Broncos | L, 29-23 |
| 01/05/2008 | vs. Jacksonville Jaguars | L, 31-29 |
| 01/08/2006 | at Cincinnati Bengals | W, 31-17 |
| 01/05/2003 | vs. Cleveland Browns | W, 36-33 |
| 12/29/1996 | vs. Indianapolis Colts | W, 42-14 |
| 01/08/1994 | at Kansas City Chiefs | L, 24-27 (OT) |
| 12/31/1989 | at Houston Oilers | W, 26-23 |
| 01/09/1983 | vs. San Diego Chargers | L, 31-28 |
| Total | | 6-7 (.462) |

STEELERS PLAYOFF OT GAMES

- Pittsburgh's last overtime playoff game - a loss at Denver in a 2011 Wild Card Game - was the team's fifth overtime postseason game in franchise history.
- The Steelers are 2-3 in those contests (1-3 on the road), with all games being decided by six points (except for the Broncos game). All three of the Steelers' overtime losses have come on the road.

| DATE | OPPONENT | RESULT | ROUND |
|------------|-----------------------|----------|------------|
| 12/31/1989 | at Houston Oilers | W, 26-23 | Wild Card |
| 01/08/1994 | at Kansas City Chiefs | L, 27-24 | Wild Card |
| 01/11/2003 | at Tennessee Titans | L, 34-31 | Divisional |
| 01/15/2005 | vs. New York Jets | W, 20-17 | Divisional |
| 01/08/2012 | at Denver Broncos | L, 29-23 | Wild Card |

STEELERS IN THE DIVISIONAL ROUND

- Pittsburgh owns a 16-10 (.615) record in its 26 Divisional Playoff games.

| DATE | OPPONENT | RESULT |
|--------------|--------------------------|---------------------|
| 01/14/2018 | vs. Jacksonville Jaguars | L, 45-42 |
| 01/15/2017 | at Kansas City Chiefs | W, 18-6 |
| 01/17/2016 | at Denver Broncos | L, 23-16 |
| 01/15/2011 | vs. Baltimore Ravens | W, 31-24 |
| 01/11/2009 | vs. San Diego Chargers | W, 35-24 |
| 01/15/2006 | at Indianapolis Colts | W, 21-18 |
| 01/15/2005 | vs. New York Jets | W, 20-17 (OT) |
| 01/11/2003 | at Tennessee Titans | L, 34-31 (OT) |
| 01/20/2002 | vs. Baltimore Ravens | W, 27-10 |
| 01/03/1998 | vs. New England Patriots | W, 7-6 |
| 01/05/1997 | at New England Patriots | L, 28-3 |
| 01/06/1996 | vs. Buffalo Bills | W, 40-21 |
| 01/07/1995 | vs. Cleveland Browns | W, 29-9 |
| 01/08/1991 | vs. Buffalo Bills | L, 24-9 |
| 01/07/1990 | at Denver Broncos | L, 24-23 |
| 12/30/1984 | at Denver Broncos | W, 24-17 |
| 01/01/1984 | at Los Angeles Raiders | L, 38-10 |
| 12/30/1979 | vs. Miami Dolphins | W, 34-14 |
| 12/30/1978 | vs. Denver Broncos | W, 33-10 |
| 12/24/1977 | at Denver Broncos | L, 34-21 |
| 12/19/1976 | at Baltimore Colts | W, 40-14 |
| 12/27/1975 | vs. Baltimore Colts | W, 28-10 |
| 12/22/1974 | vs. Buffalo Bills | W, 12-14 |
| 12/22/1973 | at Las Vegas Raiders | L, 33-14 |
| 12/23/1972 | vs. Las Vegas Raiders | W, 13-7 |
| 12/21/1947 | vs. Philadelphia Eagles | L, 21-0 |
| Total | | 16-10 (.615) |

STEELERS IN THE AFC CHAMPIONSHIP

- The Steelers made their 16th appearance in an AFC Championship Playoff game when they fell to the New England Patriots, 36-17, on Sunday, Jan. 22, 2017, at Gillette Stadium.
- Pittsburgh's 16 conference championship game appearances are the second-most since the 1970 AFL-NFL merger.

MOST CONFERENCE CHAMPIONSHIP GAMES – SINCE 1970

| RANK | TEAM | GAMES |
|------|----------------------|-------|
| 1. | San Francisco 49ers | 18 |
| 2. | Pittsburgh Steelers | 16 |
| 3. | New England Patriots | 15 |
| 4. | Dallas Cowboys | 14 |
| 5. | L.A. Rams | 11 |
| | Las Vegas Raiders | 11 |
| 7. | Denver Broncos | 10 |
| 8. | Green Bay Packers | 9 |
| | Minnesota Vikings | 9 |
| 10. | Philadelphia Eagles | 8 |

- Pittsburgh's eight conference championship victories are tied for the second-most since the 1970 AFL-NFL merger.

MOST CONFERENCE CHAMPIONSHIP WINS – SINCE 1970

| RANK | TEAM | WINS |
|------|-----------------------|------|
| 1. | New England Patriots | 11 |
| 2. | Pittsburgh Steelers | 8 |
| | Denver Broncos | 8 |
| | Dallas Cowboys | 8 |
| 5. | San Francisco 49ers | 7 |
| 6. | L.A. Rams | 5 |
| | Miami Dolphins | 5 |
| | Washington Commanders | 5 |
| | N.Y. Giants | 5 |
| 10. | Buffalo Bills | 4 |
| | Las Vegas Raiders | 4 |
| | Philadelphia Eagles | 4 |

- Pittsburgh has an 8-8 (.500) record in its 16 AFC Championship games.

| DATE | OPPONENT | RESULT |
|--------------|--------------------------|-------------------|
| 12/31/1972 | vs. Miami Dolphins | L, 21-17 |
| 12/29/1974 | at Las Vegas Raiders | W, 24-13 |
| 01/04/1976 | vs. Las Vegas Raiders | W, 16-10 |
| 12/26/1976 | at Las Vegas Raiders | L, 24-7 |
| 01/07/1979 | vs. Houston Oilers | W, 34-5 |
| 01/06/1980 | vs. Houston Oilers | W, 27-13 |
| 01/06/1985 | at Miami Dolphins | L, 45-28 |
| 01/15/1995 | vs. San Diego Chargers | L, 17-13 |
| 01/14/1996 | vs. Indianapolis Colts | W, 20-16 |
| 01/11/1998 | vs. Denver Broncos | L, 24-21 |
| 01/27/2002 | vs. New England Patriots | L, 24-17 |
| 01/23/2005 | vs. New England Patriots | L, 41-27 |
| 01/22/2006 | at Denver Broncos | W, 34-17 |
| 01/18/2009 | vs. Baltimore Ravens | W, 23-14 |
| 01/23/2011 | vs. New York Jets | W, 24-18 |
| 01/22/2017 | at New England Patriots | L, 36-17 |
| Total | | 8-8 (.500) |

STEELERS SUPER BOWL HISTORY

- The Steelers are 36-26 (.581) in the postseason since the 1970 AFL-NFL merger, including a 21-11 (.656) record at home, 9-13 (.409) mark on the road and 6-2 (.750) record at neutral sites (Super Bowls IX, X, XIII, XIV, XXX, XL, XLIII and XLV).
- Pittsburgh has played in the Super Bowl three times since 2005 and the team's eight trips to the Super Bowl are tied for the second-most in NFL history with the Dallas Cowboys and Denver Broncos (New England, 11). The Steelers' six wins in the Super Bowl are tied for the most in League history (New England).

| DATE | OPPONENT | RESULT | SITE |
|--------------|-------------------|-------------------|------------------|
| 01/12/1975 | Minnesota Vikings | W, 16-6 | New Orleans, La. |
| 01/18/1976 | Dallas Cowboys | W, 21-17 | Miami, Fla. |
| 01/21/1979 | Dallas Cowboys | W, 35-31 | Miami, Fla. |
| 01/20/1980 | L.A. Rams | W, 31-19 | Pasadena, Calif. |
| 01/28/1996 | Dallas Cowboys | L, 27-17 | Tempe, Ariz. |
| 02/05/2006 | Seattle Seahawks | W, 21-10 | Detroit, Mich. |
| 02/01/2009 | Arizona Cardinals | W, 27-23 | Tampa, Fla. |
| 02/06/2011 | Green Bay Packers | L, 31-25 | Arlington, Texas |
| Total | | 6-2 (.750) | |

TOMLIN IN THE PLAYOFFS

- Mike Tomlin is only the second coach in NFL history to reach two Super Bowls in his first four seasons as a head coach (Joe Gibbs - Washington Redskins).
- The Steelers are 8-9 (.471) during the Tomlin era in the postseason, with four of the seven losses being by six points or less.
- Tomlin was the second-youngest coach in NFL history to win a Super Bowl.
- The following is a look at the youngest head coaches in Super Bowl history.

| SEASON | HEAD COACH | TEAM | YEAR. DAYS |
|--------|-------------|------------|------------|
| 2021 | Sean McVay | L.A. Rams | 36, 20 |
| 2008 | Mike Tomlin | Pittsburgh | 36, 323 |
| 1995 | Bill Cowher | Pittsburgh | 38, 265 |
| 1968 | Don Shula | Baltimore | 39, 8 |
| 2002 | Jon Gruden | Tampa Bay | 39, 162 |
| 1967 | John Rauch | Oakland | 40, 147 |

- Tomlin became just the seventh coach in NFL history to win a Super Bowl within his first two seasons as head coach.
- The following is a look at the eight coaches who have won a Super Bowl within their first two seasons.

| YEAR | HEAD COACH | TEAM | SEASON |
|------|----------------|---------------------|--------|
| 2017 | Doug Pederson | Philadelphia Eagles | 2nd |
| 2008 | Mike Tomlin | Pittsburgh Steelers | 2nd |
| 2000 | Brian Billick | Baltimore Ravens | 2nd |
| 1995 | Barry Switzer | Dallas Cowboys | 2nd |
| 1989 | George Siefert | San Francisco 49ers | 1st |
| 1982 | Joe Gibbs | Washington Redskins | 2nd |
| 1980 | Tom Flores | Las Vegas Raiders | 2nd |
| 1971 | Don McCafferty | Baltimore Colts | 2nd |

WINNINGEST ACTIVE COACHES: POSTSEASON

| RANK | COACH | GMS | W | L | PCT. |
|------|-----------------|-----|----|----|------|
| 1. | Zac Taylor | 7 | 5 | 2 | .714 |
| 2. | Bill Belichick | 44 | 31 | 13 | .705 |
| 3. | Sean McVay | 10 | 7 | 3 | .700 |
| 4. | Kyle Shanahan | 9 | 6 | 3 | .667 |
| 5. | Doug Pederson | 8 | 5 | 3 | .625 |
| 6. | Andy Reid | 38 | 22 | 16 | .579 |
| 7. | John Harbaugh | 20 | 11 | 9 | .550 |
| 8. | Mike McCarthy | 21 | 11 | 10 | .524 |
| 9. | Pete Carroll | 22 | 11 | 11 | .500 |
| | Nick Sirianni | 4 | 2 | 2 | .500 |
| | Brian Daboll | 2 | 1 | 1 | .500 |
| | Kevin Stefanski | 2 | 1 | 1 | .500 |
| 13. | Mike Tomlin | 17 | 8 | 9 | .471 |
| 14. | Sean McDermott | 9 | 4 | 5 | .444 |
| 15. | Mike Vrabel | 5 | 2 | 3 | .400 |
| | Matt LaFleur | 5 | 2 | 3 | .400 |
| 17. | Ron Rivera | 8 | 3 | 5 | .375 |
| 18. | Kevin O'Connell | 1 | 0 | 1 | .000 |
| | Mike McDaniel | 1 | 0 | 1 | .000 |
| | Todd Bowles | 1 | 0 | 1 | .000 |

- Tomlin has led the Steelers to the playoffs 11 times in his career. His 11 playoff appearances are tied for the 10th-most by a head coach since the 1970 AFL-NFL merger.

MOST PLAYOFF APPEARANCES BY HEAD COACH – SINCE 1970

| RANK | COACH | PLAYOFFS |
|------|----------------------|----------|
| 1. | Bill Belichick | 19 |
| | Andy Reid | 19 |
| 3. | Don Shula | 16 |
| 4. | Tom Landry | 14 |
| 5. | Marty Schottenheimer | 13 |
| 6. | Chuck Noll | 12 |
| | Mike Holmgren | 12 |
| | Mike McCarthy | 12 |
| | Pete Carroll | 12 |
| 10. | Mike Tomlin | 11 |
| | Chuck Knox | 11 |
| | John Harbaugh | 11 |
| | Tony Dungy | 11 |

- Tomlin's 11 playoff appearances are tied for the fifth-most by an active head coach.

MOST PLAYOFF APPEARANCES BY ACTIVE HEAD COACH

| RANK | COACH | PLAYOFFS |
|------|----------------|----------|
| 1. | Bill Belichick | 19 |
| | Andy Reid | 19 |
| 3. | Pete Carroll | 12 |
| | Mike McCarthy | 12 |
| 5. | Mike Tomlin | 11 |
| | John Harbaugh | 11 |

- Tomlin's 11 playoff appearances are tied for the fourth-most by a head coach since 2007.

MOST PLAYOFF APPEARANCES BY HEAD COACH – SINCE 2007

| RANK | COACH | PLAYOFFS |
|------|----------------|----------|
| 1. | Bill Belichick | 13 |
| | Andy Reid | 13 |
| 3. | Mike McCarthy | 12 |
| 4. | Mike Tomlin | 11 |
| | John Harbaugh | 11 |

MISCELLANEOUS STEELERS POSTSEASON NOTES

- In 2005, the Steelers became the first No. 6 seed in NFL history to win the Super Bowl. Since then, three other Wild Card teams have gone on to win the Super Bowl ('20 Tampa Bay, fifth seed; '10 Green Bay, sixth seed; '07 Giants, fifth seed).
- Pittsburgh is 9-13 (.409) all-time on the road in the postseason, including winning five of their previous nine.
- Pittsburgh's 21 playoff home victories are the third-most since the 1970 AFL-NFL merger.

MOST PLAYOFF HOME WINS – SINCE 1970

| RANK | TEAM | WINS |
|------|----------------------|------|
| 1. | San Francisco 49ers | 24 |
| 2. | New England Patriots | 23 |
| 3. | Pittsburgh Steelers | 21 |
| 4. | Dallas Cowboys | 20 |
| 5. | Denver Broncos | 17 |
| 6. | Las Vegas Raiders | 16 |
| 7. | Miami Dolphins | 15 |
| | Philadelphia Eagles | 15 |
| 9. | Green Bay Packers | 14 |
| 10. | Buffalo Bills | 13 |

- Pittsburgh's .656 playoff home winning percentage is the eighth-highest since the 1970 AFL-NFL merger (min. 20 games).

HIGHEST HOME PLAYOFF WIN PCT – SINCE 1970 (MIN. 20)

| RANK | TEAM | W | L | WIN PCT. |
|------|----------------------|----|----|----------|
| 1. | New England Patriots | 23 | 5 | .821 |
| 2. | Las Vegas Raiders | 16 | 4 | .800 |
| 3. | Denver Broncos | 17 | 5 | .773 |
| 4. | San Francisco 49ers | 24 | 8 | .750 |
| 5. | Dallas Cowboys | 20 | 8 | .714 |
| 6. | Miami Dolphins | 15 | 7 | .682 |
| 7. | Green Bay Packers | 14 | 7 | .667 |
| 8. | Pittsburgh Steelers | 21 | 11 | .656 |
| 9. | Philadelphia Eagles | 15 | 8 | .652 |
| 10. | Minnesota Vikings | 12 | 9 | .571 |

- Pittsburgh's nine playoff road victories are tied for the fifth-most since the 1970 AFL-NFL merger.

MOST PLAYOFF ROAD WINS – SINCE 1970

| RANK | TEAM | WINS |
|------|----------------------|------|
| 1. | Baltimore Ravens | 11 |
| 2. | Tennessee Titans | 10 |
| | L.A. Rams | 10 |
| | Dallas Cowboys | 10 |
| 5. | Pittsburgh Steelers | 9 |
| | N.Y. Giants | 9 |
| 7. | Green Bay Packers | 8 |
| 8. | Indianapolis Colts | 7 |
| | Minnesota Vikings | 7 |
| | New England Patriots | 7 |
| | San Francisco 49ers | 7 |
| | N.Y. Giants | 7 |

- Pittsburgh's .409 playoff road winning percentage is the third-highest since the 1970 AFL-NFL merger.

HIGHEST ROAD PLAYOFF WIN PCT. – SINCE 1970 (MIN. 20)

| RANK | TEAM | W | L | WIN PCT. |
|------|---------------------|----|----|----------|
| 1. | L.A. Rams | 10 | 12 | .455 |
| 2. | Tennessee Titans | 10 | 13 | .435 |
| 3. | Pittsburgh Steelers | 9 | 13 | .409 |
| 4. | Dallas Cowboys | 10 | 15 | .400 |
| 5. | Green Bay Packers | 8 | 14 | .364 |

- The Steelers won the AFC Central title a team-record six consecutive seasons from 1974-79. They also won four consecutive division titles from 1994-97.
- The Steelers won a team-record seven consecutive postseason games, including two Super Bowls (IX and X), from Dec. 22, 1974 through Dec. 19, 1976. They won six consecutive postseason games from Dec. 30, 1978 through Jan. 20, 1980, including victories in Super Bowls XIII and XIV.
- The Steelers have been shut out only once in the postseason, during the 1947 Eastern Division Playoff game, Dec. 21, 1947, versus the Philadelphia Eagles. The Steelers and Eagles finished that season with 8-4 records and tied for first place in the Eastern Division. In those days, there was only one NFL Championship Game, so the two Pennsylvania neighbors squared off for the right to face the Chicago Cardinals in the Championship Game. The Eagles won, 21-0, but lost in the Championship Game, 28-21, to the Cardinals, the same franchise the Steelers faced in Super Bowl XLIII.

- The Steelers record for fewest points allowed in a playoff game is five, during a 34-5 win in the 1978 AFC Championship Game versus the Houston Oilers at Three Rivers Stadium, on Jan. 7, 1979. The Steelers allowed a team-high 48 points during a 48-37 AFC Wild Card home loss to the Cleveland Browns on Jan. 3, 2021.
- Pittsburgh has faced 22 different teams in the postseason and has a winning record against 12 of those opponents. The Steelers have split their postseason contests with two teams and have a losing record versus eight teams.

THE STANDARD IS THE STANDARD

- Pittsburgh has recorded 20 consecutive seasons with a .500 record or better, which is the longest active streak in the NFL and the longest streak in team history (previous record was 13, 1972-1984).

MOST ACTIVE CONSECUTIVE NON-LOSING SEASONS

| RANK | TEAM | SEASONS | YEARS |
|------|---------------------|---------|---------|
| 1. | Pittsburgh Steelers | 20 | 2004-23 |
| 2. | Kansas City Chiefs | 11 | 2013-23 |
| 3. | Buffalo Bills | 8 | 2019-23 |

MOST CONSECUTIVE NON-LOSING SEASONS – SINCE 1970

| RANK | TEAM | SEASONS | YEARS |
|------|----------------------|---------|-----------|
| 1. | Dallas Cowboys | 21 | 1965-85 |
| 2. | Pittsburgh Steelers | 20 | 2004-23 |
| 3. | New England Patriots | 19 | 2001-19 |
| 4. | San Francisco 49ers | 16 | 1983-98 |
| | Dallas Cowboys | 16 | 1970-85 |
| 6. | Miami Dolphins | 15 | 1989-2003 |
| 7. | Pittsburgh Steelers | 13 | 1972-84 |
| | Green Bay Packers | 13 | 1992-2004 |

ALL-TIME WINNING SEASONS

- Pittsburgh has a League-best 40 seasons since the 1970 AFL-NFL merger in which the team has finished above .500. The Steelers also have 20 consecutive winning seasons from 2004-23, the second longest streak in NFL history.

MOST WINNING SEASONS – SINCE 1970

| RANK | TEAM | SEASONS |
|------|----------------------|---------|
| 1. | Pittsburgh Steelers | 40 |
| 2. | Dallas Cowboys | 37 |
| 3. | New England Patriots | 35 |
| | Miami Dolphins | 35 |
| 5. | Minnesota Vikings | 32 |

CELEBRATING THE NEW YEAR

- Pittsburgh owns an all-time record of 39-23 (.629) in the month of January since the 1970 NFL-AFL merger.
- The Steelers' 39 victories in the month of January are tied for the second-most in the NFL over the span.

MOST JANUARY WINS – SINCE 1970

| RANK | TEAM | WINS |
|------|----------------------|------|
| 1. | San Francisco 49ers | 41 |
| 2. | Pittsburgh Steelers | 39 |
| | New England Patriots | 39 |
| 4. | Green Bay Packers | 33 |
| 5. | Dallas Cowboys | 31 |

- Pittsburgh's .629 winning percentage in the month of January is the second-highest in the NFL over the span.
- The Steelers' eight regular-season road victories in the month of January are the most in the NFL over the span.

HIGHEST JANUARY WINNING PCT. – SINCE 1970

| RANK | TEAM | W | L | T | WIN PCT. |
|------|-----------------------|----|----|---|----------|
| 1. | New England Patriots | 39 | 22 | 0 | .639 |
| 2. | Pittsburgh Steelers | 39 | 23 | 0 | .629 |
| 3. | San Francisco 49ers | 41 | 25 | 0 | .621 |
| 4. | Washington Commanders | 26 | 18 | 0 | .591 |
| 5. | Green Bay Packers | 33 | 26 | 0 | .559 |

- Pittsburgh owns a record of 17-9 (.654) under head coach **Mike Tomlin** in the month of January (since 2007).
- The Steelers' 17 victories in the month of January are the sixth-most in the NFL over the span.

MOST JANUARY WINS – SINCE 2007

| RANK | TEAM | WINS |
|------|----------------------|------|
| 1. | New England Patriots | 21 |
| 2. | Green Bay Packers | 19 |
| | Seattle Seahawks | 19 |
| | San Francisco 49ers | 19 |
| 5. | Kansas City Chiefs | 18 |
| 6. | Pittsburgh Steelers | 17 |

- Pittsburgh's .654 winning percentage in the month of January is the second-highest in the NFL over the span (min. 25 games).

HIGHEST JANUARY WINNING PCT. – SINCE 2007 (MIN. 25)

| RANK | TEAM | W | L | T | WIN PCT. |
|------|----------------------|----|----|---|----------|
| 1. | San Francisco 49ers | 19 | 7 | 0 | .731 |
| 2. | Pittsburgh Steelers | 17 | 9 | 0 | .654 |
| 3. | Kansas City Chiefs | 18 | 10 | 0 | .643 |
| 4. | New England Patriots | 21 | 12 | 0 | .636 |
| 5. | Seattle Seahawks | 19 | 11 | 0 | .633 |

CELEBRATING THE NEW YEAR (TAKE TWO)

- Pittsburgh owns a regular-season record of 15-2 (.882) in the month of January since the 1970 NFL-AFL merger.
- The Steelers' 15 regular-season victories in the month of January are the most in the NFL over the span.

MOST REGULAR-SEASON JANUARY WINS – SINCE 1970

| RANK | TEAM | WINS |
|------|----------------------|------|
| 1. | Pittsburgh Steelers | 15 |
| 2. | Green Bay Packers | 12 |
| | Seattle Seahawks | 12 |
| 4. | New England Patriots | 11 |
| | Kansas City Chiefs | 11 |

- Pittsburgh's .882 regular-season winning percentage in the month of January is the highest in the NFL over the span.

HIGHEST REGULAR-SEASON JANUARY WINNING PCT. – SINCE 1970

| RANK | TEAM | W | L | T | WIN PCT. |
|------|----------------------|----|---|---|----------|
| 1. | Pittsburgh Steelers | 15 | 2 | 0 | .882 |
| 2. | Green Bay Packers | 12 | 5 | 0 | .706 |
| | Seattle Seahawks | 12 | 5 | 0 | .706 |
| 4. | New England Patriots | 11 | 6 | 0 | .647 |
| | Kansas City Chiefs | 11 | 6 | 0 | .647 |

MOST REGULAR-SEASON JANUARY ROAD WINS – SINCE 1970

| RANK | TEAM | WINS |
|------|---------------------|------|
| 1. | Pittsburgh Steelers | 8 |
| 2. | Kansas City Chiefs | 6 |
| 3. | Green Bay Packers | 5 |
| | Tennessee Titans | 5 |
| | Las Vegas Raiders | 5 |
| | L.A. Chargers | 5 |
| | New Orleans Saints | 5 |
| | San Francisco 49ers | 5 |
| | Seattle Seahawks | 5 |

- Pittsburgh's .889 regular-season road winning percentage in the month of January is the highest in the NFL over the span.

HIGHEST REGULAR-SEASON JANUARY ROAD WINNING PCT. – SINCE 1970

| RANK | TEAM | W | L | T | WIN PCT. |
|------|-----------------------|---|---|---|----------|
| 1. | Pittsburgh Steelers | 8 | 1 | 0 | .889 |
| 2. | Las Vegas Raiders | 5 | 2 | 0 | .714 |
| | L.A. Chargers | 5 | 2 | 0 | .714 |
| 4. | Washington Commanders | 4 | 2 | 0 | .667 |
| | Philadelphia Eagles | 4 | 2 | 0 | .667 |
| | Kansas City Chiefs | 6 | 3 | 0 | .667 |

- The Steelers' seven regular-season home victories in the month of January are tied for the second-most in the NFL over the span.

MOST REGULAR-SEASON JANUARY HOME WINS – SINCE 1970

| RANK | TEAM | WINS |
|------|----------------------|------|
| 1. | New England Patriots | 9 |
| 2. | Pittsburgh Steelers | 7 |
| | Buffalo Bills | 7 |
| | Seattle Seahawks | 7 |
| | Detroit Lions | 7 |
| | Green Bay Packers | 7 |

- Pittsburgh's .875 regular-season home winning percentage in the month of January is tied for the third-highest in the NFL over the span.

HIGHEST REGULAR-SEASON JANUARY HOME WINNING PCT. – SINCE 1970

| RANK | TEAM | W | L | T | WIN PCT. |
|------|----------------------|---|---|---|----------|
| 1. | Jacksonville Jaguars | 5 | 0 | 0 | 1.000 |
| 2. | Pittsburgh Steelers | 7 | 1 | 0 | .875 |
| | Buffalo Bills | 7 | 1 | 0 | .875 |
| | Seattle Seahawks | 7 | 1 | 0 | .875 |
| 5. | Minnesota Vikings | 6 | 1 | 0 | .857 |

- Pittsburgh owns a regular-season record of 10-1 (.909) under head coach **Mike Tomlin** in the month of January (since 2007).
- The Steelers' 10 regular-season victories in the month of January under Tomlin are the most in the NFL over the span.

MOST REGULAR-SEASON JANUARY WINS – SINCE 2007

| RANK | TEAM | WINS |
|------|---------------------|------|
| 1. | Pittsburgh Steelers | 10 |
| 2. | Seattle Seahawks | 9 |
| 3. | San Francisco 49ers | 8 |
| | Green Bay Packers | 8 |
| | Kansas City Chiefs | 8 |

- Pittsburgh's .909 regular-season winning percentage in the month of January under Tomlin is the highest in the NFL over the span.

HIGHEST REGULAR-SEASON JANUARY WINNING PCT. – SINCE 1970

| RANK | TEAM | W | L | T | WIN PCT. |
|------|---------------------|----|---|---|----------|
| 1. | Pittsburgh Steelers | 10 | 1 | 0 | .909 |
| 2. | Seattle Seahawks | 9 | 2 | 0 | .818 |
| 3. | San Francisco 49ers | 8 | 3 | 0 | .727 |
| | Green Bay Packers | 8 | 3 | 0 | .727 |
| | Kansas City Chiefs | 8 | 3 | 0 | .727 |

10-WIN SEASONS

- Pittsburgh has recorded 10 or more wins in 27 different seasons since the 1970 NFL-AFL merger.
- The 27 different 10-win seasons are tied with San Francisco and New England for the second-most in the League over the span.

MOST 10-WIN SEASONS – SINCE 1970

| RANK | TEAM | SEASONS |
|------|----------------------|---------|
| 1. | Dallas Cowboys | 29 |
| 2. | Pittsburgh Steelers | 27 |
| | San Francisco 49ers | 27 |
| | New England Patriots | 27 |
| 5. | Miami Dolphins | 24 |

STEELERS VS. 2023 PLAYOFF TEAMS

- Pittsburgh played eight regular-season games this season vs. 2023 playoff teams, including both four at home and four on the road.
- The Steelers' eight regular-season games played vs. 2023 playoff foes was tied for the eighth-most in the NFL this season.
- Five teams in the League that qualified for the playoffs played at least eight games vs. 2023 playoff teams and only Baltimore played more such games and reached the postseason.

MOST GAMES VS. PLAYOFF TEAMS – 2023

| RANK | TEAM | GAMES |
|------|---------------------------------|-------|
| 1. | Cincinnati Bengals | 11 |
| 2. | Seattle Seahawks | 10 |
| | Arizona Cardinals | 10 |
| 4. | Baltimore Ravens | 9 |
| | Jacksonville Jaguars | 9 |
| | N.Y. Giants | 9 |
| | N.Y. Jets | 9 |
| 8. | Pittsburgh Steelers | 8 |
| | Eight different teams tied with | 8 |

*indicates playoff team

- Pittsburgh's five regular-season victories vs. 2023 playoff foes was tied for the third-most in the NFL this season.

MOST VICTORIES VS. PLAYOFF TEAMS – 2023

| RANK | TEAM | WINS |
|------|---------------------|------|
| 1. | Baltimore Ravens | 6 |
| | Philadelphia Eagles | 6 |
| 3. | Pittsburgh Steelers | 5 |
| | Buffalo Bills | 5 |
| | San Francisco | 5 |

*indicates playoff team

- The Steelers' .625 regular-season winning percentage vs. 2023 playoff foes was tied for the third-highest in the NFL this season (min. eight games played).

HIGHEST WINNING PCT. VS. PLAYOFF TEAMS – 2023 (MIN. 8)

| RANK | TEAM | W | L | T | WIN PCT. |
|------|---------------------|---|---|---|----------|
| 1. | Philadelphia Eagles | 6 | 2 | 0 | .750 |
| 2. | Baltimore Ravens | 6 | 3 | 0 | .667 |
| 3. | Pittsburgh Steelers | 5 | 3 | 0 | .625 |
| | San Francisco 49ers | 5 | 3 | 0 | .625 |
| 5. | Denver Broncos | 4 | 4 | 0 | .500 |

*indicates playoff team

- Pittsburgh's two regular-season road victories vs. 2023 playoff foes was tied for the fifth-most in the NFL this season.

MOST ROAD VICTORIES VS. PLAYOFF TEAMS – 2023

| RANK | TEAM | WINS |
|------|----------------------|------|
| 1. | San Francisco 49ers | 3 |
| | Jacksonville Jaguars | 3 |
| | Philadelphia Eagles | 3 |
| | Detroit Lions | 3 |
| 5. | Pittsburgh Steelers | 2 |
| | Cleveland Browns | 2 |
| | Arizona Cardinals | 2 |

*indicates playoff team

- The Steelers' .500 regular-season road winning percentage vs. 2023 playoff foes was tied for the fifth-highest in the NFL this season (min. four games played).

HIGHEST ROAD WINNING PCT. VS. PLAYOFF TEAMS – 2023 (MIN. 4)

| RANK | TEAM | W | L | T | WIN PCT. |
|------|----------------------|---|---|---|----------|
| 1. | San Francisco 49ers | 3 | 1 | 0 | .750 |
| | Philadelphia Eagles | 3 | 1 | 0 | .750 |
| 3. | Jacksonville Jaguars | 3 | 2 | 0 | .600 |
| | Detroit Lions | 3 | 2 | 0 | .600 |
| 5. | Pittsburgh Steelers | 2 | 2 | 0 | .500 |
| | Cleveland Browns | 2 | 2 | 0 | .500 |

*indicates playoff team

LOOKING BACK TO WEEK 18

- Pittsburgh had a +11 turnover margin this season, which was the second-best in the NFL, and tied for the sixth-best by the Steelers since the 1970 AFL-NFL merger.
- Pittsburgh's +11 turnover margin is the best by the Steelers since 2010 (+17).
- Pittsburgh grabbed a 7-0 first-quarter lead on a 12-play, 76-yard TD drive, which featured 10 rushes for 63 yards.
- With WR **Diontae Johnson's** career-long 71-yard TD catch, Pittsburgh registered six offensive TDs of at least 65 yards in 2023, which is the most by the Steelers in a season since 1988 (six).

- The Steelers had four TD passes of at least 70 yards in 2023, which was the most in the NFL. No other team in the League had more than two.
- Pittsburgh committed just 16 turnovers this season, which was tied for the third-fewest in the NFL and tied for the sixth-fewest by the Steelers since the 1970 AFL-NFL merger.
- The 16 giveaways are the fewest by the Steelers since 1990 (15 takeaways).
- Pittsburgh threw just nine interceptions this season, which is tied for the fifth-fewest in the NFL and tied for the fewest by the Steelers since the 1970 AFL-NFL merger.
- Pittsburgh's nine interceptions are the fewest by the Steelers since 2010 (9).
- Pittsburgh did not throw an interception in 11 of its 17 regular-season games, which is tied for the most games without an interception thrown since the 1970 AFL-NFL merger. The Steelers also failed to throw an interception in 11 games in 2001.
- The Steelers are 6-0 in Weeks 17-18 since the NFL went to an 18-week schedule in 2021. In 2023, Pittsburgh started 8-7 and finished 10-7 (postseason still to be determined). In 2022, Pittsburgh started 7-8 and finished 9-8 (missed playoffs). In 2021, the Steelers started 7-7-1 and finished 9-7-1 (lost in Wild Card Round).
- Pittsburgh ended the regular season with a three-game winning streak. The Steelers won their final four regular-season games of the 2022 campaign. Pittsburgh is 5-0 in the month of January over the last two seasons.
- The RB tandem of **Najee Harris** and **Jaylen Warren** have each eclipsed 1,000 scrimmage yards this season. Harris and Warren are the fourth duo in franchise history to eclipse 1,000 scrimmage yards in the same season and first since Walter Abercrombie and Earnest Jackson in 1986. Abercrombie and Frank Pollard also accomplished the feat in 1985, as did Franco Harris and Rocky Bleier in 1976.
- Harris and Warren have each rushed for 750 yards this season. The duo is the first pair of Steelers' running backs to rush for 750 or more yards in the same season since 2004 (Jerome Bettis, 941; Duce Staley, 830).
- Harris registered back-to-back 100-yard rushing games for the first time in his career.
- Harris recorded 53 carries over the final two weeks of the regular season (27 at Seattle; 26 at Baltimore), which is the most rushes by a Steeler over a two-game span since Le'Veon Bell in Weeks 7 and 8 of 2017 (60).
- WR **Calvin Austin III** returned five punts for 92 yards (18.4 avg.), including a career-best 34-yard return. His 18.4 punt return/average is the best by a Steeler since Antwaan Randle-El in Week 6 of 2005 vs. Jacksonville (18.8 avg.).

STEELERS ON THE RISE

- Pittsburgh is 17-9 (.654) in the regular-season since Week 10 of 2022. Only San Francisco (21), Kansas City (19), Detroit (19), Buffalo (18) and Dallas (18) have more victories in that span.
- Pittsburgh is one of the eight NFL teams with 17+ wins since Week 10 of 2022.
- The Steelers' 17 victories since Week 10 of 2022 are tied for the fifth-most in the NFL.

MOST VICTORIES – SINCE WEEK 12 OF 2022

| RANK | TEAM | WINS |
|------|---------------------|------|
| 1. | San Francisco 49ers | 21 |
| 2. | Kansas City Chiefs | 19 |
| | Detroit Lions | 19 |
| 4. | Buffalo Bills | 18 |
| | Dallas Cowboys | 18 |
| 6. | Pittsburgh Steelers | 17 |
| | Philadelphia Eagles | 17 |
| | Baltimore Ravens | 17 |

- Pittsburgh's .654 winning percentage since Week 10 of 2022 is tied for the eighth-highest in the NFL.

HIGHEST WINNING PCT. – SINCE WEEK 10 OF 2022

| RANK | TEAM | W | L | T | WIN PCT. |
|------|----------------------|----|----|---|----------|
| 1. | San Francisco 49ers | 21 | 5 | 0 | .808 |
| 2. | Kansas City Chiefs | 19 | 7 | 0 | .731 |
| | Detroit Lions | 19 | 7 | 0 | .731 |
| 4. | Buffalo Bills | 18 | 7 | 0 | .729 |
| 5. | Dallas Cowboys | 18 | 8 | 0 | .692 |
| | Baltimore Ravens | 17 | 8 | 0 | .680 |
| 8. | Cincinnati Bengals | 16 | 8 | 0 | .667 |
| 9. | Pittsburgh Steelers | 17 | 9 | 0 | .654 |
| | Philadelphia Eagles | 17 | 9 | 0 | .654 |
| 10. | Jacksonville Jaguars | 15 | 10 | 0 | .600 |

STREAKING DOWN THE STRETCH

- The Steelers finished the 2023 regular season with three consecutive victories, including a pair of road wins at Seattle and Baltimore.
- Pittsburgh ended a regular season with at least a three-game winning streak for the second straight seasons (the Steelers won their last four games of the 2022 campaign).
- Pittsburgh has now closed the regular season with a winning streak of at least three games on 13 occasions since the 1970 AFL-NFL merger, including six times since 2007, when **Mike Tomlin** took the reins as head coach of the Steelers.

LONGEST STEELERS WIN STREAKS TO END REGULAR SEASON – SINCE 1970

| RANK | YEAR | WINS |
|------|------|------|
| 1. | 2004 | 14 |
| 2. | 1976 | 9 |
| 3. | 2016 | 7 |
| 4. | 1978 | 5 |
| 5. | 2022 | 4 |
| | 2014 | 4 |
| | 2005 | 4 |
| | 1972 | 4 |
| 9. | 2023 | 3 |
| | 2013 | 3 |
| | 2009 | 3 |
| | 2002 | 3 |
| | 1989 | 3 |

RUN GAME UPGRADE

- The Pittsburgh rush offense ranks in the top five since Week 9 in rushes (323, 1st), rush yards (1,452, 2nd), longest rush (74t, 2nd), yards after contact/rush (3.37, 2nd), 10+ yard rushes (39, 4th), first downs by rush (79, 3rd), rush TDs (13, t-2nd), rushes/game (32.3, 2nd), rush yards/game (145.2, 2nd) and 10+ yard rushes/game (3.90, 5th).

RUSHING WEEKS 1-8 VS. WEEK 9-18

| WEEKS 1-8 | | WEEKS 9-18 |
|----------------------|------------------------|-------------|
| Rushing Stats | | |
| 23.4 (26th) | Rushes/Game | 32.3 (2nd) |
| 79.7 (28th) | Rush Yards/Game | 145.2 (4th) |
| 3.4 (29th) | Yards/Rush | 4.5 (t-7th) |
| 0.43 (t-25th) | Rush TDs/Game | 1.3 (6th) |
| 5.14 (t-25th) | 1st Downs by Rush/Game | 7.9 (7th) |
| 22.0 (23rd) | First Down Rush Pct. | 24.5 (15th) |
| 2.29 (t-21st) | 10+ Yard Rushes/Game | 3.90 (5th) |
| 11.0 (17th) | 10+ Yard Rush Pct. | 12.7 (16th) |

- Pittsburgh has rushed 323 times since Week 9, which is the most in the League over the span.

MOST RUSHES – SINCE WEEK 9

| RANK | TEAM | RUSHES |
|------|---------------------|--------|
| 1. | Pittsburgh Steelers | 323 |
| 2. | Chicago Bears | 301 |
| 3. | Buffalo Bills | 290 |
| 4. | Baltimore Ravens | 282 |
| 5. | Cleveland Browns | 280 |
| | Atlanta Falcons | 280 |

- Pittsburgh has averaged 32.3 rushes/game since Week 9, which is the third-most in the League over the span.

MOST RUSHES/GAME – SINCE WEEK 9

| RANK | TEAM | RUSH/GM |
|------|---------------------|---------|
| 1. | Chicago Bears | 33.4 |
| 2. | Buffalo Bills | 33.3 |
| 3. | Pittsburgh Steelers | 32.3 |
| 4. | Baltimore Ravens | 31.3 |
| 5. | Atlanta Falcons | 31.1 |

- Pittsburgh has rushed for 1,452 yards since Week 9, which is the second-most in the League over the span.

MOST RUSHING YARDS – SINCE WEEK 9

| RANK | TEAM | RUSH YDS |
|------|---------------------|----------|
| 1. | Baltimore Ravens | 1,516 |
| 2. | Pittsburgh Steelers | 1,452 |
| 3. | Chicago Bears | 1,337 |
| 4. | San Francisco 49ers | 1,321 |
| 5. | Buffalo Bills | 1,307 |

- Pittsburgh has averaged 145.2 yards rushing/game since Week 9, which is tied for the fourth-most in the League over the span.

MOST RUSHING YARDS/GAME – SINCE WEEK 9

| RANK | TEAM | RUSH YDS/GM |
|------|---------------------|-------------|
| 1. | Baltimore Ravens | 168.4 |
| 2. | Chicago Bears | 148.6 |
| 3. | San Francisco 49ers | 146.8 |
| 4. | Pittsburgh Steelers | 145.2 |
| | Buffalo Bills | 145.2 |

- Pittsburgh has registered 39 runs of 10 yards or more since Week 9, which is the fourth-most in the League over the span.

MOST 10+ RUSHES – SINCE WEEK 9

| RANK | TEAM | 10+ RUSHES |
|------|---------------------|------------|
| 1. | San Francisco 49ers | 45 |
| 2. | Arizona Cardinals | 42 |
| 3. | Chicago Bears | 40 |
| 4. | Pittsburgh Steelers | 39 |
| 5. | Buffalo Bills | 37 |

- Pittsburgh has averaged 3.90 runs of 10 yards or more/game since Week 9, which is the fifth-most in the League over the span.

MOST 10+ RUSHES/GAME – SINCE WEEK 9

| RANK | TEAM | 10+ RUSHES/GM |
|------|---------------------|---------------|
| 1. | San Francisco 49ers | 5.00 |
| 2. | Arizona Cardinals | 4.67 |
| 3. | Chicago Bears | 4.44 |
| 4. | Buffalo Bills | 4.11 |
| 5. | Pittsburgh Steelers | 3.90 |

- Pittsburgh has rushed for 13 TDs since Week 9, which is tied for the second-most in the League over the span.

MOST RUSH TDs – SINCE WEEK 9

| RANK | TEAM | RUSH TDs |
|------|---------------------|----------|
| 1. | Detroit Lions | 16 |
| 2. | Pittsburgh Steelers | 13 |
| | Buffalo Bills | 13 |
| | San Francisco 49ers | 13 |
| 5. | Baltimore Ravens | 12 |
| | Philadelphia Eagles | 12 |

- Pittsburgh has averaged 1.30 rush TDs/game since Week 9, which is the sixth-most in the League over the span.

MOST RUSH TDs/GAME – SINCE WEEK 9

| RANK | TEAM | RUSH TDs/GM |
|------|---------------------|-------------|
| 1. | Detroit Lions | 1.78 |
| 2. | Buffalo Bills | 1.44 |
| | San Francisco 49ers | 1.44 |
| 4. | Baltimore Ravens | 1.33 |
| | Philadelphia Eagles | 1.33 |
| 6. | Pittsburgh Steelers | 1.30 |

- Pittsburgh has recorded 79 first downs by rush since Week 9, which is the third-most in the League over the span.

MOST FIRST DOWNS BY RUSH – SINCE WEEK 9

| RANK | TEAM | 1ST DOWNS |
|------|---------------------|-----------|
| 1. | Buffalo Bills | 97 |
| 2. | San Francisco 49ers | 81 |
| 3. | Pittsburgh Steelers | 79 |
| 4. | Baltimore Ravens | 75 |
| 5. | Arizona Cardinals | 74 |

- Pittsburgh has averaged 7.90 first downs by rush/game since Week 9, which is the seventh-most in the League over the span.

MOST FIRST DOWNS BY RUSH/GAME – SINCE WEEK 9

| RANK | TEAM | 1ST DOWNS/GM |
|------|---------------------|--------------|
| 1. | Buffalo Bills | 19.75 |
| 2. | San Francisco 49ers | 9.00 |
| 3. | Baltimore Ravens | 8.33 |
| 4. | Arizona Cardinals | 8.22 |
| 5. | Chicago Bears | 8.11 |
| | Philadelphia Eagles | 8.11 |
| 7. | Pittsburgh Steelers | 7.90 |

- The Steelers have averaged 3.37 yards after contact/rush since Week 9, which is the second-most in the League over the span.

MOST RUSHING YARDS AFTER CONTACT/RUSH – SINCE WEEK 9

| RANK | TEAM | RUSH YAC/GM |
|------|---------------------|-------------|
| 1. | Baltimore Ravens | 3.47 |
| 2. | Pittsburgh Steelers | 3.37 |
| 3. | Las Vegas Raiders | 3.21 |
| | Carolina Panthers | 3.21 |
| 5. | Arizona Cardinals | 3.19 |

FINISHING STRONG

- Pittsburgh's offense has made tremendous strides over the last three weeks of the regular season.
- QB **Mason Rudolph** connected with WR **George Pickens** on the Steelers' second offensive play of the game for an 86-yard TD pass vs. Cincinnati in Week 16. The TD pass was the longest of Rudolph's career and the TD reception was the longest of Pickens' career. It also was the longest pass play of the season for the Steelers and longest since Week 12 of 2018 at Denver when Ben Roethlisberger connected with JuJu Smith-Schuster for a 97-yard TD.
- Rudolph threw for 130 yards in the first quarter in Week 16, which was the most passing yards in a first quarter by the Steelers since Ben Roethlisberger in Week 3 of 2018 at Tampa Bay (153).
- Pittsburgh's 166 yards of offense in the first quarter in Week 16 was the most in a first quarter by the Steelers since Week 9 of 2015 vs. Oakland Raiders (177).
- The Steelers held a 24-0 lead at halftime vs. Cincinnati in Week 16. The 24-point halftime lead was their largest since Week 4 of 2016 vs. Kansas City (29-0).
- Pittsburgh's 24 first-half points were the most in a first half by the Steelers since Week 10 of 2018 vs. Carolina (31).
- The Steelers exceeded 30 points in a game for the first time since Week 11 of 2021 at L.A. Chargers (37).
- Pittsburgh rushed for 75 yards on 14 carries (5.4 avg.) in the opening quarter at Seattle in Week 17. The 75 yards rushing were the most for the Steelers in any first quarter this season and most by Pittsburgh in a first quarter since Week 17 of 2017 (78 vs. Cleveland).
- The Steelers rushed for 145 yards on 24 carries (6.0 avg.) in the opening half in Week 17. The 145 yards rushing were the most for the Steelers in any first half this season and most by Pittsburgh in a first half since Week 6 of 2006 (154 vs. Kansas City).
- Pittsburgh's 24 rushes in the first half in Week 17 were tied for the most by the Steelers in an opening half since at least 2000. The 24 rushes are also the most by Pittsburgh in a first half since Week 9 of 2004 (24 vs. Philadelphia). The Steelers also rushed 24 times in the first half in Week 16 of 2003 vs. San Diego Chargers.
- The RB tandem of **Najee Harris** and **Jaylen Warren** have each eclipsed 1,000 scrimmage yards this season. Harris and Warren are the fourth duo in franchise history to eclipse 1,000 scrimmage yards in the same season and first since Walter Abercrombie and Earnest Jackson in 1986. Abercrombie and Frank Pollard also accomplished the feat in 1985, as did Franco Harris and Rocky Bleier in 1976.
- Pittsburgh registered 468 yards of total offense in Week 17, which is the most by the Steelers since Week 12 of 2018 (527 at Denver).
- Harris and Warren have each rushed for 750 yards this season. The duo is the first pair of Steelers' running backs to rush for 750 or more yards in the same since season 2004 (Jerome Bettis, 941; Duce Staley, 830).
- Rudolph averaged 11.4 pass yards/attempt at Seattle in Week 17. The 11.4 pass yards/att. is the highest by a Pittsburgh quarterback (min. 20 att.) since Ben Roethlisberger in Week 10 of 2018 (13.1 pass yards/att. vs. Carolina).
- Rudolph recorded 10.0 pass yards/att. or higher in both Week 16 and 17 (min. 20 att.). He's the first Steelers quarterback to accomplish the feat since Ben Roethlisberger in 2010, and third in franchise history (Terry Bradshaw in 1982).

- Here's the offensive improvement under Rudolph's watch:

OFFENSE WEEKS 1-15 VS. WEEK 16-18

| WEEKS 1-15 | | WEEKS 16-18 |
|----------------------|---------------------------|----------------|
| Rushing Stats | | |
| 16.43 (29th) | First Downs/Game | 19.00 (t-16th) |
| 1.43 (29th) | Offensive TDs/Game | 3.00 (t-7th) |
| 4.71 (t-24th) | 3rd Down Conversions/Game | 6.33 (3rd) |
| 34.7 (26th) | 3rd Down Conversion Pct. | 45.2 (8th) |
| 2.14 (30th) | Redzone Drives/Game | 4.00 (t-4th) |
| 1.00 (31st) | Redzone TDs/Game | 2.00 (t-9th) |
| 46.7 (28th) | Redzone Efficiency | 50.0 (t-19th) |
| 15.93 (28th) | Points/Game | 27.00 (5th) |
| 3.07 (t-25th) | 20+ Yard Plays/Game | 4.00 (t-10th) |
| 0.21 (t-13th) | 50+ Yard Plays/Game | 1.00 (t-1st) |
| 2.29 (27th) | 20+ Yard Pass Plays/Game | 3.00 (t-13th) |
| 0.14 (t-18th) | 50+ Yard Pass Plays/Game | 1.00 (t-1st) |
| 62.1 (26th) | Completion Pct. | 74.6 (1st) |
| 177.07 (28th) | Pass Yards/Game | 228.00 (16th) |
| 0.71 (31st) | Pass TDs/Game | 1.00 (t-21st) |
| 6.2 (t-26th) | Pass Yards/Att. | 10.1 (1st) |
| 10.0 (27th) | Pass Yards/Comp. | 13.5 (3rd) |
| 78.8 (26th) | Passer Rating | 120.4 (3rd) |

NEXT MAN UP

- In Week 16's 34-11 victory over Cincinnati, Pittsburgh played without the following starters on defense: ILB **Cole Holcomb**, ILB **Kwon Alexander**, S **Damontae Kazee**, S **Minkah Fitzpatrick** and S **Keanu Neal**. The Steelers were also without the services of S **Trenton Thompson**, who started earlier in 2023.
- ILB **Eldandon Roberts** was injured during the game and did not return.
- LB **Myles Jack**, LB **Mykal Walker**, S **Eric Rowe**, LB **Mark Robinson**, S **Elijah Riley** and S **Miles Killebrew** (in those players absences) combined for 27 tackles, 1.0 sack, one interception, two tackles for loss and one pass defended.
- Jack, Walker and Rowe all opened the 2023 season on another NFL roster or, in Jack's case, was retired.
- Jack and Rowe both made their 2023 debuts.
- Jack last started in the NFL in Week 16 of 2022 for Pittsburgh vs. Las Vegas.
- Rowe last started in the NFL in Week 17 of 2022 for Miami vs. at New England.
- Three-time NFL All-Pro CB **Patrick Peterson** made his second career start at safety (Week 11 of 2022 vs. Dallas) in Week 16 vs. Cincinnati.

SO MANY DIFFERENT STARTING LINEBACKERS/SAFETIES

- Pittsburgh has been ravaged by injury and suspension at the inside linebacker and safety position.
- The Steelers have now started 16 different players combined at the linebacker and safety positions, which is the second-most of any team in the NFL.

MOST DIFFERENT LINEBACKER & SAFETY STARTERS – 2023

| RANK | TEAM | STARTERS |
|------|----------------------|----------|
| 1. | Carolina Panthers | 17 |
| 2. | Pittsburgh Steelers | 16 |
| 3. | Baltimore Ravens | 14 |
| 4. | Arizona Cardinals | 13 |
| 5. | Philadelphia Eagles | 12 |
| | Tampa Bay Buccaneers | 12 |
| | Tennessee Titans | 12 |

- Pittsburgh has now started seven different players at safety, which is tied for the most of any team in the NFL.
- The Steelers to start at safety in 2023: Minkah Fitzpatrick (10), Damontae Kazee (9), Keanu Neal (8), Eric Rowe (3), Miles Killebrew (1), Patrick Peterson (3), Trenton Thompson (1).

MOST DIFFERENT SAFETY STARTERS – 2023

| RANK | TEAM | STARTERS |
|------|----------------------|----------|
| 1. | Pittsburgh Steelers | 7 |
| | Carolina Panthers | 7 |
| 3. | Tennessee Titans | 6 |
| 4. | Cleveland Browns | 5 |
| | Dallas Cowboys | 5 |
| | Detroit Lions | 5 |
| | Houston Texans | 5 |
| | L.A. Chargers | 5 |
| | Philadelphia Eagles | 5 |
| | Tampa Bay Buccaneers | 5 |

- The Steelers have started nine different linebackers, including seven inside linebackers.
- The Steelers to start at linebacker in 2023: Alex Highsmith (17), T.J. Watt (17), Elandon Roberts (15), Cole Holcomb (8), Mykal Walker (5), Kwon Alexander (2), Mark Robinson (2), Myles Jack (1) and Blake Martinez (1).
- Highsmith and Watt were the only players to start at outside linebacker for Pittsburgh in 2023.

INSIDE THE NFL SCHEDULE

- Pittsburgh (Weeks 8-10) was one of 11 teams that had a three-game home stand at some point during the 2023 season: Baltimore (Weeks 9-11), Cleveland (Weeks 3-6), Dallas (Weeks 12-14), Houston (Weeks 11-13), Las Vegas (Weeks 12-15), L.A. Rams (Weeks 5-7), Miami (Weeks 14-16), New Orleans (Weeks 13-15), N.Y. Jets (Weeks 12-14) and San Francisco (Weeks 3-5).
- The Steelers were one of four teams that start the season with back-to-back home games: Atlanta, Denver and New England.
- Pittsburgh was one of four teams that finish the season with back-to-back road games: Atlanta, L.A. Rams and N.Y. Jets.

BALL SECURITY

- Pittsburgh had +11 turnover margin this season, which was tied for the third-best in the NFL, and tied for the sixth-best by the Steelers since the 1970 AFL-NFL merger.

NFL BEST TURNOVER MARGIN – 2023

| RANK | TEAM | TURNOVER MARGIN |
|------|---------------------|-----------------|
| 1. | Baltimore Ravens | +12 |
| | N.Y. Giants | +12 |
| 3. | Pittsburgh Steelers | +11 |
| | New Orleans Saints | +11 |
| 5. | San Francisco 49ers | +10 |
| | Houston Texans | +10 |
| | Cincinnati Bengals | +10 |
| | Dallas Cowboys | +10 |

- Pittsburgh had +11 turnover margin this season, which was the best by the Steelers since 2010 (+17).

BEST TURNOVER MARGIN BY THE STEELERS – SEASON – SINCE 1970

| RANK | YEAR | TURNOVER MARGIN |
|------|------|-----------------|
| 1. | 2010 | +17 |
| 2. | 1972 | +16 |
| 3. | 1975 | +15 |
| 4. | 1994 | +14 |
| | 2000 | +14 |
| t-6. | 2023 | +11 |

- Pittsburgh committed just 16 turnovers this season, which was tied for the second-fewest in the NFL, and tied for the sixth-fewest by the Steelers since the 1970 AFL-NFL merger.

NFL FEWEST GIVEAWAYS – 2023

| RANK | TEAM | GIVEAWAYS |
|------|---------------------|-----------|
| 1. | Houston Texans | 14 |
| 2. | Pittsburgh Steelers | 16 |
| | Cincinnati Bengals | 16 |
| | Dallas Cowboys | 16 |
| 5. | Seattle Seahawks | 17 |

- The 16 giveaways are the fewest by the Steelers since 1990 (15 giveaways).

FEWEST GIVEAWAYS BY THE STEELERS – SEASON – SINCE 1970

| RANK | YEAR | GIVEAWAYS |
|------|------|-----------|
| 1. | 1976 | 12 |
| | 1975 | 12 |
| | 1972 | 12 |
| 4. | 1989 | 13 |
| 5. | 1990 | 15 |
| 6. | 2023 | 16 |
| | 1982 | 16 |

- Pittsburgh threw just nine interceptions this season, which was tied for the fourth-fewest in the NFL, and tied for the fewest by the Steelers since the 1970 AFL-NFL merger.

NFL FEWEST INTERCEPTIONS – 2023

| RANK | TEAM | INTS |
|------|---------------------|------|
| 1. | Baltimore Ravens | 7 |
| 2. | Houston Texans | 8 |
| | L.A. Chargers | 8 |
| 4. | Pittsburgh Steelers | 9 |
| | Denver Broncos | 9 |

- Pittsburgh threw nine interceptions this season, which was the fewest by the Steelers since 2010 (9).

FEWEST INTERCEPTIONS BY THE STEELERS – SEASON – SINCE 1970

| RANK | YEAR | INT |
|------|------|-----|
| 1. | 2023 | 9 |
| | 1994 | 9 |
| | 2010 | 9 |
| 4. | 2014 | 10 |
| | 2000 | 10 |

KINGS OF THE NORTH

- Pittsburgh captured the 2020 AFC North title, which marked the franchise's 24th overall division title, ninth since 2002.
- The Steelers earned a division title for the 24th time since the 1970 AFL-NFL merger – the most division crowns by an NFL team in that span.
- Since the AFC North was adopted after the restructuring of the 2002 NFL season when the League realigned divisions after expanding to 32 teams, **Mike Tomlin** has won the division seven times (2007, 2008, 2010, 2014, 2016, 2017 and 2020).
- No other head coach has won the AFC North more than five times (John Harbaugh).
- Pittsburgh's nine AFC North titles nearly equal the combined total from the rest of the division since 2002.

AFC NORTH TITLES

| TEAM | TITLES |
|--|--------|
| Baltimore Ravens/Cincinnati Bengals/Cleveland Browns | 12 |
| Pittsburgh Steelers | 9 |

AFC NORTH TITLES

| RANK | TEAM | TITLES |
|------|---------------------|--------|
| 1. | Pittsburgh Steelers | 9 |
| 2. | Baltimore Ravens | 6 |
| | Cincinnati Bengals | 6 |
| 4. | Cleveland Browns | 0 |

STEELERS DOMINATE THE AFC NORTH

- Pittsburgh has either won or shared the AFC North Title 10 times (2002, 2004, 2007, 2008, 2010, 2011, 2014, 2016, 2017 and 2020) and finished second on seven other occasions (2005, 2006, 2009, 2013, 2015, 2018 and 2021).
- The Steelers went 5-1 in the AFC North in 2023.
- Pittsburgh swept both Baltimore and Cincinnati in the same season for the first time since 2017.
- Pittsburgh registered at least five division victories for the eighth time since 2002 and first time since 2017 (5-1).

MOST SEASONS WITH 5+ WINS VS. AFC NORTH – SINCE 2002

| RANK | TEAM | SEASONS |
|------|---------------------|---------|
| 1. | Pittsburgh Steelers | 8 |
| 2. | Baltimore Ravens | 3 |
| | Cincinnati Bengals | 3 |

- Pittsburgh owns an overall record of 96-42-1 (.694) against the AFC North.
- The Steelers' 96 all-time victories against the AFC North are the most of any divisional team.
- Pittsburgh's .694 all-time winning percentage against the AFC North is the highest of any divisional team.
- Pittsburgh owns a regular-season record of 91-40-1 (.693) vs. AFC North.
- The Steelers' 91 regular-season victories against the AFC North are the most of any divisional team.
- Pittsburgh's .693 regular-season winning percentage against the AFC North is the highest of any divisional team.
- The Steelers' 91 regular-season wins and .693 regular-season winning percentage against division opponents are the second-most and second highest among all NFL teams in divisional games (New England, 96; New England, .727).

REGULAR-SEASON AFC NORTH INTER-DIVISION RECORD

| RANK | TEAM | W | L | T | WIN PCT. |
|------|---------------------|----|----|---|----------|
| 1. | Pittsburgh Steelers | 91 | 40 | 1 | .693 |
| 2. | Baltimore Ravens | 74 | 58 | 0 | .561 |
| 3. | Cincinnati Bengals | 59 | 73 | 0 | .447 |
| 4. | Cleveland Browns | 39 | 92 | 1 | .299 |

- The Steelers own an overall home record of 52-19 (.732) vs. AFC North.
- Pittsburgh owns a regular-season home record of 49-17 (.742) vs. AFC North.
- The Steelers 49 regular-season home victories vs. AFC North foes are the most of any divisional team.
- Pittsburgh's .742 regular-season home winning percentage vs. AFC North is the highest of any divisional team.
- Pittsburgh's 49 regular-season home wins and .742 regular-season home winning percentage against division opponents are the second-most and second-highest among all NFL teams in divisional games (New England, 52; New England, .788).

REGULAR-SEASON AFC NORTH INTER-DIVISION HOME RECORD

| RANK | TEAM | W | L | T | WIN PCT. |
|------|---------------------|----|----|---|----------|
| 1. | Pittsburgh Steelers | 49 | 17 | 0 | .742 |
| 2. | Baltimore Ravens | 43 | 23 | 0 | .625 |
| 3. | Cincinnati Bengals | 33 | 33 | 0 | .500 |
| 4. | Cleveland Browns | 26 | 39 | 1 | .402 |

- The Steelers own an overall road record of 44-23-1 (.654) vs. AFC North.
- Pittsburgh owns a regular-season road record of 42-23-1 (.644) vs. AFC North.
- The Steelers 42 regular-season road victories vs. AFC North foes are the most of any divisional team.
- Pittsburgh's .644 regular-season road winning percentage vs. AFC North is the highest of any divisional team.
- Pittsburgh's 42 regular-season road wins and .644 regular-season road winning percentage against division opponents are tied for the second-most and second-highest among all NFL teams in divisional games (New England, 44, Green Bay, 42; New England, .667).

REGULAR-SEASON AFC NORTH INTER-DIVISION ROAD RECORD

| RANK | TEAM | W | L | T | WIN PCT. |
|------|---------------------|----|----|---|----------|
| 1. | Pittsburgh Steelers | 42 | 23 | 1 | .644 |
| 2. | Baltimore Ravens | 31 | 35 | 0 | .470 |
| 3. | Cincinnati Bengals | 26 | 40 | 0 | .394 |
| 4. | Cleveland Browns | 13 | 53 | 0 | .197 |

CIRCLE THE WAGONS

- Pittsburgh lost in Week 15 at Indianapolis, 30-13, but bounced back with a 34-11 rout of Cincinnati in Week 16.
- The Steelers were on the wrong side of a 30-6 defeat in Week 4 at Houston, but rebounded with a 17-10 victory in Week 6 vs. Baltimore.
- Pittsburgh lost in Week 1 vs. San Francisco, 30-7, but rallied for a 26-22 victory in Week 2 vs. Cleveland.
- The Steelers have remarkable success of rebounding following losses of 17+ points.
- Pittsburgh has won seven straight games following a loss of 17+ points, including 12 of its last 13 such outings.

GAME-BY-GAME AFTER 17+ POINT LOSS – SINCE 2007

| 17+ DEFEATS | | | NEXT GAME | | |
|-------------|-------------|----------|------------|----------------|----------|
| Date | Opp. | Result | Date | Opp. | Result |
| 12/16/2023 | at Colts | L, 13-30 | 12/23/2023 | vs. Bengals | W, 34-11 |
| 10/01/2023 | at Texans | L, 6-30 | 10/08/2023 | vs. Ravens | W, 17-10 |
| 09/10/2023 | vs. 49ers | L, 7-30 | 09/18/2023 | vs. Browns | W, 26-22 |
| 10/30/2022 | at Eagles | L, 13-35 | 11/13/2022 | vs. Saints | W, 20-10 |
| 10/09/2022 | at Bills | L, 3-30 | 10/16/2022 | vs. Buccaneers | W, 20-18 |
| 12/26/2021 | at Chiefs | L, 10-36 | 01/03/2022 | vs. Browns | W, 26-14 |
| 11/28/2021 | at Bengals | L, 10-41 | 12/05/2021 | vs. Ravens | W, 20-19 |
| 09/08/2019 | at Patriots | L, 3-33 | 09/15/2019 | vs. Seahawks | L, 26-28 |
| 10/08/2017 | vs. Jaguars | L, 9-30 | 10/15/2017 | at Chiefs | W, 19-13 |
| 09/25/2016 | at Eagles | L, 3-34 | 10/02/2016 | vs. Chiefs | W, 43-14 |
| 10/12/2014 | at Browns | L, 10-31 | 10/20/2014 | vs. Texans | W, 30-23 |
| 09/11/2014 | at Ravens | L, 6-26 | 09/21/2014 | at Panthers | W, 27-19 |
| 11/03/2013 | at Patriots | L, 31-55 | 11/10/2013 | vs. Bills | W, 33-10 |
| 09/22/2013 | vs. Bears | L, 23-40 | 09/29/2013 | at Vikings | L, 27-34 |
| 12/19/2011 | at 49ers | L, 3-20 | 12/24/2011 | vs. Rams | W, 27-0 |
| 09/11/2011 | at Ravens | L, 7-35 | 09/18/2011 | vs. Seahawks | W, 24-0 |
| 12/21/2008 | at Titans | L, 14-31 | 12/28/2008 | vs. Browns | W, 31-0 |
| 12/09/2007 | at Patriots | L, 13-34 | 12/16/2007 | vs. Jaguars | L, 22-29 |

- Pittsburgh owns a 15-3 (.833) record in games following losses of 17+ points since 2007, when **Mike Tomlin** took the reins as head coach of the Steelers.
- Pittsburgh's .833 winning percentage in games following losses of 17+ points is the highest in the NFL since 2007.

BEST RECORDS AFTER 17+ POINT LOSS – SINCE 2007 (MIN. 10)

| RANK | TEAM | W | L | T | WIN PCT. |
|------|----------------------|----|---|---|----------|
| 1. | Pittsburgh Steelers | 15 | 3 | 0 | .833 |
| 2. | L.A. Chargers | 10 | 5 | 0 | .667 |
| 3. | New England Patriots | 9 | 5 | 0 | .643 |
| 4. | New Orleans Saints | 12 | 7 | 0 | .632 |
| 5. | Baltimore Ravens | 11 | 7 | 0 | .611 |

- The Steelers are 13-2 (.867) in home games following a loss of 17+ points.
- Pittsburgh's .867 home winning percentage in games following losses of 17+ points is the highest in the NFL since 2007 (min. 10 games).

BEST HOME RECORDS AFTER 17+ POINT LOSS – SINCE 2007 (MIN. 10)

| RANK | TEAM | W | L | T | WIN PCT. |
|------|---------------------|----|---|---|----------|
| 1. | Pittsburgh Steelers | 13 | 2 | 0 | .867 |
| 2. | Baltimore Ravens | 8 | 5 | 0 | .615 |
| 3. | Dallas Cowboys | 6 | 4 | 0 | .600 |
| 4. | Cincinnati Bengals | 9 | 6 | 1 | .594 |
| 5. | Carolina Panthers | 13 | 9 | 0 | .591 |

- Pittsburgh owns a 56-18 (.757) record in games following losses of 17+ points since the 1970 AFL-NFL merger.
- Pittsburgh's .757 winning percentage in games following losses of 17+ points is the highest in the NFL since the 1970 AFL-NFL merger (min. 50 games).

BEST RECORDS AFTER 17+ POINT LOSS – SINCE 1970 (MIN. 50)

| RANK | TEAM | W | L | T | WIN PCT. |
|------|---------------------|----|----|---|----------|
| 1. | Pittsburgh Steelers | 56 | 18 | 0 | .757 |
| 2. | Dallas Cowboys | 43 | 36 | 0 | .544 |
| 3. | Minnesota Vikings | 42 | 36 | 1 | .538 |
| 4. | Kansas City Chiefs | 44 | 38 | 0 | .537 |
| 5. | Denver Broncos | 47 | 41 | 0 | .534 |

- Pittsburgh owns a 42-12 (.778) home record in games following losses of 17+ points since the 1970 AFL-NFL merger.
- Pittsburgh's .778 home winning percentage in games following losses of 17+ points is the highest in the NFL since the 1970 AFL-NFL merger (min. 25 games).

BEST HOME RECORDS AFTER 17+ POINT LOSS – SINCE 1970 (MIN. 25)

| RANK | TEAM | W | L | T | WIN PCT. |
|------|---------------------|----|----|---|----------|
| 1. | Pittsburgh Steelers | 42 | 12 | 0 | .778 |
| 2. | Denver Broncos | 31 | 18 | 0 | .633 |
| 3. | Minnesota Vikings | 24 | 14 | 0 | .632 |
| 4. | Baltimore Ravens | 16 | 10 | 1 | .611 |
| 5. | Kansas City Chiefs | 28 | 18 | 0 | .609 |

- Pittsburgh has only suffered 26 defeats of 17+ points since 2002, when the NFL expanded to 32 teams, which is tied for the fourth-fewest in the League.

FEWEST 17+ POINT LOSSES – SINCE 2002

| RANK | TEAM | GAMES |
|------|----------------------|-------|
| 1. | New England Patriots | 20 |
| 2. | L.A. Chargers | 22 |
| | Green Bay Packers | 22 |
| 4. | Pittsburgh Steelers | 26 |
| | Baltimore Ravens | 26 |

- Pittsburgh has only suffered 18 defeats of 17+ points since 2007, when Mike Tomlin took the reigns as head coach of the Steelers, which is tied for the fourth-fewest in the NFL.

FEWEST 17+ POINT LOSSES – SINCE 2007

| RANK | TEAM | GAMES |
|------|----------------------|-------|
| 1. | New England Patriots | 14 |
| 2. | L.A. Chargers | 15 |
| | Green Bay Packers | 15 |
| 4. | Pittsburgh Steelers | 18 |
| | Baltimore Ravens | 18 |

STEELERS 2023 TEAM CAPTAINS

- The Steelers selected four players to serve as team captains for the 2023 season determined by a vote of their teammates.
- QB **Kenny Pickett** was selected to serve as offensive captain, DT **Cameron Heyward** and LB **T.J. Watt** were picked to serve as defensive captains and S **Miles Killebrew** was chosen to serve as the special teams captain.
- Heyward was selected as a captain for the ninth consecutive year (2015-23).
- Only three players in franchise history have been selected captain more than Heyward -- Ben Roethlisberger (13), Sam Davis (11) and Andy Russell (10).
- Watt was named captain for the third time in his career (2020, 2022-23).
- Killebrew was named captain for the second time (2022-23).

ON THE ROAD, AGAIN

- Pittsburgh owns an overall road record of 223-218-2 (.506) since the 1970 AFL-NFL merger.
- The Steelers are 214-205-2 (.511) in regular-season road games since the 1970 AFL-NFL merger.
- Pittsburgh's 214 regular-season road victories are tied for the second-most in the NFL since the 1970 AFL-NFL merger.

MOST REGULAR-SEASON ROAD WINS – SINCE 1970

| RANK | TEAM | WINS |
|------|----------------------|------|
| 1. | Dallas Cowboys | 217 |
| 2. | Pittsburgh Steelers | 214 |
| | San Francisco 49ers | 214 |
| 4. | New England Patriots | 209 |
| 5. | Miami Dolphins | 204 |

- Pittsburgh's .511 regular-season road winning percentage is the second-highest in the NFL since the 1970 AFL-NFL merger.

HIGHEST REGULAR-SEASON ROAD WINNING PCT. – SINCE 1970

| RANK | TEAM | W | L | T | WIN PCT. |
|------|----------------------|-----|-----|---|----------|
| 1. | Dallas Cowboys | 217 | 205 | 0 | .514 |
| 2. | Pittsburgh Steelers | 214 | 205 | 2 | .511 |
| 3. | San Francisco 49ers | 214 | 207 | 1 | .508 |
| 4. | New England Patriots | 209 | 212 | 0 | .496 |
| 5. | Miami Dolphins | 204 | 217 | 1 | .485 |

KINGS OF THE AFC

- Pittsburgh owns the NFL's best overall record vs. AFC opponents with a 419-273-2 (.605) mark since the 1970 AFL-NFL merger.
- The Steelers are 389-249-2 (.609) in regular-season games vs. AFC opponents since the 1970 AFL-NFL merger.
- The Steelers' 389 regular-season victories against the AFC since the 1970 AFL-NFL merger are the most in the League.
- Pittsburgh is the only team with at least 375 regular-season victories against the AFC since the 1970 AFL-NFL merger.

MOST REGULAR-SEASON WINS VS. AFC – SINCE 1970

| RANK | TEAM | WINS |
|------|----------------------|------|
| 1. | Pittsburgh Steelers | 389 |
| 2. | New England Patriots | 370 |
| 3. | Miami Dolphins | 358 |
| 4. | Denver Broncos | 353 |
| 5. | Kansas City Chiefs | 335 |

- The Steelers' .609 regular-season winning percentage against the AFC since the 1970 AFL-NFL merger is the highest among AFC teams.

BEST REGULAR-SEASON WIN PCT. VS. AFC – SINCE 1970

| RANK | TEAM | W | L | T | WIN PCT. |
|------|----------------------|-----|-----|---|----------|
| 1. | Pittsburgh Steelers | 389 | 249 | 2 | .609 |
| 2. | New England Patriots | 370 | 272 | 0 | .576 |
| 3. | Miami Dolphins | 358 | 279 | 2 | .562 |
| 4. | Denver Broncos | 353 | 277 | 4 | .560 |
| 5. | Baltimore Ravens | 186 | 152 | 0 | .550 |

- Pittsburgh is 163-156-2 (.511) in regular-season road games against the AFC since the 1970 AFL-NFL merger.
- The Steelers' 163 regular-season road victories against the AFC since the 1970 AFL-NFL merger are the most among AFC teams.

MOST REGULAR-SEASON ROAD WINS VS. AFC – SINCE 1970

| RANK | TEAM | WINS |
|------|----------------------|------|
| 1. | Pittsburgh Steelers | 163 |
| 2. | New England Patriots | 157 |
| 3. | Indianapolis Colts | 152 |
| 4. | Miami Dolphins | 149 |
| 5. | Denver Broncos | 144 |

- Pittsburgh's .511 regular-season road winning percentage against the AFC since the 1970 AFL-NFL merger is the highest among AFC teams.

BEST REGULAR-SEASON ROAD WIN PCT. VS. AFC – SINCE 1970

| RANK | TEAM | W | L | T | WIN PCT. |
|------|----------------------|-----|-----|---|----------|
| 1. | Pittsburgh Steelers | 163 | 156 | 2 | .511 |
| 2. | New England Patriots | 157 | 164 | 0 | .489 |
| 3. | Indianapolis Colts | 152 | 170 | 1 | .472 |
| 4. | Miami Dolphins | 149 | 169 | 1 | .469 |
| 5. | Denver Broncos | 144 | 173 | 0 | .454 |

- Pittsburgh is 226-93 (.708) in regular-season home games against the AFC since the 1970 AFL-NFL merger.
- The Steelers' 226 regular-season home victories against the AFC since the 1970 AFL-NFL merger are the most among AFC teams.

MOST REGULAR-SEASON HOME WINS VS. AFC – SINCE 1970

| RANK | TEAM | WINS |
|------|----------------------|------|
| 1. | Pittsburgh Steelers | 226 |
| 2. | New England Patriots | 213 |
| 3. | Miami Dolphins | 209 |
| | Denver Broncos | 209 |
| 5. | Kansas City Chiefs | 193 |

- Pittsburgh's .708 regular-season home winning percentage against the AFC since the 1970 AFL-NFL merger is the highest among AFC teams.

BEST REGULAR-SEASON HOME WIN PCT. VS. AFC – SINCE 1970

| RANK | TEAM | W | L | T | WIN PCT. |
|------|----------------------|-----|-----|---|----------|
| 1. | Pittsburgh Steelers | 226 | 93 | 0 | .708 |
| 2. | Denver Broncos | 209 | 104 | 4 | .667 |
| 3. | New England Patriots | 213 | 108 | 0 | .664 |
| 4. | Miami Dolphins | 209 | 110 | 1 | .655 |
| 5. | Baltimore Ravens | 111 | 59 | 0 | .653 |

LONGEST TENURED STEELERS

- There are currently three Steelers who have played at least 100 regular-season games for the franchise. DT **Cameron Heyward** leads the roster 194 regular-season games played and K **Chris Boswell** is next with 133 regular-season games played in a Steelers uniform. LB **T.J. Watt** played in his 104th regular-season game in Week 18 at Baltimore.

| POS. | PLAYER | GP WITH STEELERS |
|------|-------------------|------------------|
| DT | Cameron Heyward | 194 |
| K | Chris Boswell | 133 |
| LB | T.J. Watt | 104 |
| OT | Chukwuma Okorafor | 78 |

STEELERS SCHEDULE

- Pittsburgh is 379-292-6 (.564) in regular-season games against the opponents on its 2023 schedule.

STEELERS VS. 2023 REGULAR-SEASON FOES

| TEAM | RECORD | LAST TIME | DATE |
|----------------------|------------------|--------------------------|-------------------|
| San Francisco 49ers | 10-13 | L, 7-30 | 09/10/2023 |
| Cleveland Browns | 79-62-1 | L, 10-13 | 11/19/2023 |
| Las Vegas Raiders | 12-14 | W, 23-18 | 09/24/2023 |
| Houston Texans | 5-3 | L, 6-30 | 10/01/2023 |
| Baltimore Ravens | 32-24 | W, 17-10 | 01/06/2023 |
| L.A. Rams | 10-15-2 | W, 24-17 | 10/22/2023 |
| Jacksonville Jaguars | 13-13 | L, 10-20 | 10/29/2020 |
| Tennessee Titans | 46-31 | W, 20-16 | 11/02/2023 |
| Green Bay Packers | 17-19 | W, 23-19 | 11/12/2023 |
| Cincinnati Bengals | 68-39 | W, 34-11 | 12/23/2023 |
| Arizona Cardinals | 34-24-3 | L, 10-24 | 12/03/2023 |
| New England Patriots | 15-15 | L, 18-21 | 12/07/2023 |
| Indianapolis Colts | 28-10 | L, 13-30 | 12/16/2023 |
| Seattle Seahawks | 10-10 | W, 30-23 | 12/31/2023 |
| Total | 379-292-6 | W, 17-10 (at BAL) | 01/06/2023 |

BREAKING DOWN THE STEELERS ROSTER

- There are 25 offensive players, 25 defensive players and three specialists.
- Of the 53 players on the roster, 21 of them (39.6 pct.) were drafted by the Steelers.
- Pittsburgh also has two undrafted college free agents on the roster that began their NFL careers with the Steelers, bringing the total to 23 of the 53 players (43.4 pct.) that began their NFL careers with Pittsburgh.
- Of the 53 players, 13 of them (24.5 pct.) were not selected in the NFL draft.
- A total of 25 of the 53 players (47.2 pct.) are in their third NFL season or less.
- A total of 50 of the 53 players (94.3 pct.) are 30 years old or younger.

| BY DRAFT ROUND | BY EXPERIENCE | BY AGE | | | |
|----------------|---------------|--------------|------------|------------|------------|
| Round | No. | Years | No. | Age | No. |
| 1st | 8 | Rookie - 1 | 9 | 21-24 | 15 |
| 2nd or 3rd | 17 | 2 - 3 | 15 | 25-28 | 25 |
| 4th or 5th | 10 | 4 - 5 | 9 | 29-32 | 11 |
| 6th or 7th | 6 | 6 - 9 | 17 | 33+ | 2 |
| Undrafted | 12 | 10+ | 3 | | |

OWNERSHIP OF 90+ YEARS

- The Steelers are one of only three current NFL franchises that have been owned by the same individual family for over 90 years.

| OWNERSHIP | TEAM | YEARS |
|----------------|---------------------|-------|
| Halas Family | Chicago Bears | 102 |
| Bidwill Family | Arizona Cardinals | 91 |
| Rooney Family | Pittsburgh Steelers | 90 |
| Hunt Family | Kansas City Chiefs | 64 |
| Adams Family | Tennessee Titans | 64 |

FOURTH QUARTER IS WINNING TIME

- The Steelers rallied from seven-point deficits at the end of the third quarter in back-to-back games (Week 5 vs. Baltimore and Week 7 at L.A. Rams) and a three-point deficit at the end of the third quarter (Week 9 vs. Tennessee).
- Pittsburgh outscored the Ravens, Rams, Titans, Green Bay and Cincinnati, 57-6, in the fourth quarter.
- Pittsburgh has won four games when trailing at the end of the third quarter in 2023, which is tied for the most in the NFL.

MOST VICTORIES WHEN TRAILING AFTER 3RD QUARTER – 2023

| RANK | TEAM | WINS |
|------|--------------------------|------|
| 1. | Pittsburgh Steelers | 4 |
| | Seattle Seahawks | 4 |
| 3. | N.Y. Jets | 3 |
| 4. | Buffalo Bills | 2 |
| | 11 other teams tied with | 2 |

- The Steelers last rallied from seven-point deficits at the end of the third quarter in back-to-back games in 2022 (Week 16 vs. Las Vegas Raiders and Week 17 at Baltimore Ravens).
- The Steelers have won 15 games when trailing at the end of the third quarter since the start of the 2020 season, which is six more victories than any other team in the League and most in the NFL over the span.

MOST VICTORIES WHEN TRAILING AFTER 3RD QUARTER – SINCE 2020

| RANK | TEAM | WINS |
|------|-----------------------|------|
| 1. | Pittsburgh Steelers | 15 |
| 2. | Kansas City Chiefs | 10 |
| 3. | Minnesota Vikings | 8 |
| 4. | L.A. Chargers | 7 |
| | Washington Commanders | 7 |
| | Tampa Bay Buccaneers | 7 |
| | Detroit Lions | 7 |
| | Philadelphia Eagles | 7 |

- Pittsburgh's .388 winning percentage when trailing at the end of the third quarter is the second-highest in the NFL since the start of the 2020 season (min. 15 games).

BEST WIN PCT. WHEN TRAILING AFTER 3RD QUARTER – SINCE 2020 (MIN. 15)

| RANK | TEAM | W | L | T | WIN PCT. |
|------|----------------------|----|----|---|----------|
| 1. | Kansas City Chiefs | 10 | 7 | 0 | .588 |
| 2. | Pittsburgh Steelers | 15 | 24 | 1 | .388 |
| 3. | Baltimore Ravens | 6 | 11 | 0 | .353 |
| 4. | Philadelphia Eagles | 7 | 21 | 1 | .259 |
| 5. | Tampa Bay Buccaneers | 7 | 23 | 0 | .233 |

FOURTH QUARTER EXPLOSION

- Pittsburgh has scored 480 points in the fourth quarter since the start of the 2020 season, which is the seventh-most in the NFL.

MOST FOURTH-QUARTER POINTS – SINCE 2020

| RANK | TEAM | PTS |
|------|----------------------|-----|
| 1. | Dallas Cowboys | 547 |
| 2. | Buffalo Bills | 529 |
| 3. | New Orleans Saints | 509 |
| 4. | Tampa Bay Buccaneers | 497 |
| 5. | Minnesota Vikings | 494 |
| 6. | Detroit Lions | 485 |
| 7. | Pittsburgh Steelers | 480 |
| 8. | Denver Broncos | 471 |
| 9. | Philadelphia Eagles | 469 |
| 10. | San Francisco 49ers | 464 |

- The Steelers have allowed 330 points in the fourth quarter since the start of the 2020 season, which is the fewest in the NFL.

FEWEST FOURTH-QUARTER POINTS ALLOWED – SINCE 2020

| RANK | TEAM | PTS |
|------|----------------------|-----|
| 1. | Pittsburgh Steelers | 330 |
| 2. | Tampa Bay Buccaneers | 342 |
| 3. | New England Patriots | 347 |
| 4. | San Francisco 49ers | 363 |
| 5. | Dallas Cowboys | 368 |

- Pittsburgh owns a 150-point scoring margin (480-330) in the fourth quarter since the start of the 2020 season, which is the third-best in the NFL.

LARGEST FOURTH-QUARTER SCORING MARGIN – SINCE 2020

| RANK | TEAM | MARGIN |
|------|----------------------|--------|
| 1. | Dallas Cowboys | +179 |
| 2. | Tampa Bay Buccaneers | +155 |
| 3. | Pittsburgh Steelers | +150 |
| 4. | Buffalo Bills | +124 |
| 5. | New Orleans Saints | +121 |

- The Steelers have allowed 59 points in the fourth quarter in 2023, which is the fewest in the NFL.

FEWEST FOURTH-QUARTER POINTS ALLOWED – 2023

| RANK | TEAM | PTS |
|------|---------------------|-----|
| 1. | Pittsburgh Steelers | 59 |
| 2. | San Francisco 49ers | 60 |
| 3. | Dallas Cowboys | 67 |
| 4. | Kansas City Chiefs | 71 |
| 5. | N.Y. Jets | 76 |

- Pittsburgh owns a 29-point scoring margin (88-59) in the fourth quarter in 2023, which is tied for the fifth-best in the NFL.

LARGEST FOURTH-QUARTER SCORING MARGIN – 2023

| RANK | TEAM | MARGIN |
|------|---------------------|--------|
| 1. | Dallas Cowboys | +77 |
| 2. | San Francisco 49ers | +67 |
| 3. | New Orleans Saints | +33 |
| 4. | Atlanta Falcons | +32 |
| 5. | Pittsburgh Steelers | +29 |
| | Buffalo Bills | +29 |
| | Detroit Lions | +29 |

DON'T LEAVE EARLY

- Pittsburgh won nine of its 11 games decided by one score (eight points or less) in 2023.
- The Steelers' 11 games decided by one score (eight points or less) are tied for the fifth-most in the NFL in 2023.

MOST ONE-SCORE GAMES – 2023

| RANK | TEAM | GAMES |
|------|----------------------------|-------|
| 1. | Minnesota Vikings | 14 |
| 2. | Buffalo Bills | 12 |
| | Tennessee Titans | 12 |
| | New England Patriots | 12 |
| 5. | Pittsburgh Steelers | 11 |
| | Four other teams tied with | 11 |

- Pittsburgh's nine victories in one-score games are the most in the NFL in 2023.

MOST VICTORIES IN ONE-SCORE GAMES – 2023

| RANK | TEAM | WINS |
|------|-----------------------------|------|
| 1. | Pittsburgh Steelers | 9 |
| 2. | Philadelphia Eagles | 8 |
| 3. | Houston Texans | 7 |
| 4. | Buffalo Bills | 6 |
| | Seven other teams tied with | 6 |

- The Steelers' .818 winning percentage in one-score games in 2023 is the highest in the NFL (min. five games).

HIGHEST WIN PCT. IN ONE-SCORE GAMES – 2023 (MIN. 10)

| RANK | TEAM | W | L | T | WIN PCT. |
|------|---------------------|---|---|---|----------|
| 1. | Pittsburgh Steelers | 9 | 2 | 0 | .818 |
| 2. | Philadelphia Eagles | 8 | 3 | 0 | .727 |
| 3. | Houston Texans | 7 | 3 | 0 | .700 |
| 4. | L.A. Rams | 6 | 4 | 0 | .600 |
| | Seattle Seahawks | 6 | 4 | 0 | .600 |

- The Steelers have played 23 games decided by one score (eight points or less) since the start of the 2022 season, which is tied for the second-most in the League.

MOST ONE-SCORE GAMES – SINCE 2022

| RANK | TEAM | GAMES |
|------|---------------------|-------|
| 1. | Minnesota Vikings | 25 |
| 2. | Pittsburgh Steelers | 23 |
| | Atlanta Falcons | 23 |
| | Las Vegas Raiders | 23 |
| | L.A. Chargers | 23 |
| | Tennessee Titans | 23 |

- The Steelers are 16-7 (.696) in one-score games since the start of the 2022 season.
- Pittsburgh's 16 victories in one-score games are the second-most in the NFL since the start of the 2022 season.

MOST VICTORIES IN ONE-SCORE GAMES – SINCE 2022

| RANK | TEAM | WINS |
|------|---------------------|------|
| 1. | Minnesota Vikings | 17 |
| 2. | Pittsburgh Steelers | 16 |
| 3. | Philadelphia Eagles | 15 |
| 4. | Kansas City Chiefs | 13 |
| 5. | Buffalo Bills | 12 |
| | N.Y. Giants | 12 |

- The Steelers' .696 winning percentage in one-score games since the start of the 2022 is the second-highest in the NFL (min. 20 games).

HIGHEST WIN PCT. IN ONE-SCORE GAMES – SINCE 2022 (MIN. 20)

| RANK | TEAM | W | L | T | WIN PCT. |
|------|---------------------|----|---|---|----------|
| 1. | Pittsburgh Steelers | 16 | 7 | 0 | .696 |
| 2. | Minnesota Vikings | 17 | 8 | 0 | .680 |
| 3. | Kansas City Chiefs | 13 | 8 | 0 | .619 |
| 4. | N.Y. Giants | 12 | 8 | 1 | .595 |
| 5. | Buffalo Bills | 12 | 9 | 0 | .571 |

- Pittsburgh's 34 one-score games are the second-most in the NFL since the start of the 2021 season.

MOST ONE-SCORE GAMES – SINCE 2021

| RANK | TEAM | GAMES |
|------|---------------------|-------|
| 1. | Minnesota Vikings | 39 |
| 2. | Pittsburgh Steelers | 34 |
| 3. | L.A. Chargers | 33 |
| 4. | Atlanta Falcons | 32 |
| | Las Vegas Raiders | 32 |

- The Steelers own a 24-9-1 (.721) record in one-score games since the start of the 2021 season.
- Pittsburgh's 24 victories in one-score games are the most in the NFL since the start of the 2021 season.

MOST VICTORIES IN ONE-SCORE GAMES – SINCE 2021

| RANK | TEAM | WINS |
|------|--------------------------------|------|
| 1. | Pittsburgh Steelers | 24 |
| 2. | Minnesota Vikings | 23 |
| 3. | Kansas City Chiefs | 18 |
| 4. | Philadelphia Eagles | 17 |
| 5. | Five different times tied with | 16 |

- The Steelers' .721 winning percentage in one-score games is the highest in the NFL since the start of the 2021 season (min. 25 games).

HIGHEST WIN PCT. IN ONE-SCORE GAMES – SINCE 2021 (MIN. 25)

| RANK | TEAM | W | L | T | WIN PCT. |
|------|---------------------|----|----|---|----------|
| 1. | Pittsburgh Steelers | 24 | 9 | 1 | .721 |
| 2. | Philadelphia Eagles | 17 | 8 | 0 | .680 |
| 3. | Kansas City Chiefs | 18 | 11 | 0 | .621 |
| 4. | Minnesota Vikings | 23 | 16 | 0 | .590 |
| 5. | N.Y. Giants | 15 | 11 | 1 | .574 |

- Pittsburgh's 43 one-score games are the third-most in the NFL since the start of the 2020 season.

MOST ONE-SCORE GAMES – SINCE 2020

| RANK | TEAM | GAMES |
|------|---------------------|-------|
| 1. | Minnesota Vikings | 49 |
| 2. | L.A. Chargers | 45 |
| 3. | Pittsburgh Steelers | 43 |
| 4. | Atlanta Falcons | 42 |
| 5. | Las Vegas Raiders | 41 |

- The Steelers own a 31-11-1 (.733) record in one-score games since the start of the 2020 season.
- Pittsburgh's 31 victories in one-score games are the most in the NFL since the start of the 2020 season.

MOST VICTORIES IN ONE-SCORE GAMES – SINCE 2020

| RANK | TEAM | WINS |
|------|---------------------|------|
| 1. | Pittsburgh Steelers | 31 |
| 2. | Minnesota Vikings | 29 |
| 3. | Kansas City Chiefs | 26 |
| 4. | Tennessee Titans | 23 |
| 5. | Las Vegas Raiders | 21 |
| | Seattle Seahawks | 21 |

- The Steelers' .733 winning percentage in one-score games is the highest in the NFL since the start of the 2020 season (min. 30 games).

HIGHEST WIN PCT. IN ONE-SCORE GAMES – SINCE 2020 (MIN. 25)

| RANK | TEAM | W | L | T | WIN PCT. |
|------|---------------------|----|----|---|----------|
| 1. | Pittsburgh Steelers | 31 | 11 | 1 | .733 |
| 2. | Kansas City Chiefs | 26 | 12 | 0 | .684 |
| 3. | Philadelphia Eagles | 20 | 13 | 1 | .603 |
| 4. | Minnesota Vikings | 29 | 20 | 0 | .592 |
| 5. | Tennessee Titans | 23 | 17 | 0 | .575 |

- Pittsburgh's 76 one-score games are the most in the NFL since the start of the 2017 season.

MOST ONE-SCORE GAMES – SINCE 2017

| RANK | TEAM | GAMES |
|------|---------------------|-------|
| 1. | Pittsburgh Steelers | 76 |
| 2. | Seattle Seahawks | 72 |
| 3. | L.A. Chargers | 71 |
| 4. | Minnesota Vikings | 68 |
| 5. | Atlanta Falcons | 67 |

- Pittsburgh's 51 victories in one-score games are the most in the NFL since the start of the 2017 season.

MOST VICTORIES IN ONE-SCORE GAMES – SINCE 2017

| RANK | TEAM | WINS |
|------|---------------------|------|
| 1. | Pittsburgh Steelers | 51 |
| 2. | Seattle Seahawks | 40 |
| 3. | Minnesota Vikings | 39 |
| | Kansas City Chiefs | 39 |
| 5. | Green Bay Packers | 37 |

- The Steelers' .684 winning percentage in one-score games is the highest in the NFL since the start of the 2017 season (min. 50 games).

HIGHEST WIN PCT. IN ONE-SCORE GAMES – SINCE 2017 (MIN. 50)

| RANK | TEAM | W | L | T | WIN PCT. |
|------|---------------------|----|----|---|----------|
| 1. | Pittsburgh Steelers | 51 | 23 | 2 | .684 |
| 2. | Miami Dolphins | 34 | 21 | 0 | .618 |
| 3. | Kansas City Chiefs | 39 | 25 | 0 | .609 |
| 4. | Green Bay Packers | 37 | 24 | 1 | .605 |
| 5. | L.A. Rams | 30 | 21 | 0 | .588 |

WE'RE GOING STREAKING

- Pittsburgh had a nine-game winning streak in games decided by one score (eight points or less) that ended in Week 11 at Cleveland (L, 13-10).

NINE-GAME WINNING STREAK IN GAMES DECIDED BY ONE SCORE

| YEAR | WEEK | DATE | OPP. | RESULT |
|------|------|------------|-----------------------|----------|
| 2023 | 10 | 11/12/2023 | vs. Green Bay Packers | W, 23-19 |
| 2023 | 9 | 11/02/2023 | vs. Tennessee Titans | W, 20-16 |
| 2023 | 7 | 10/22/2023 | at L.A. Rams | W, 24-17 |
| 2023 | 5 | 10/08/2023 | vs. Baltimore Ravens | W, 17-10 |
| 2023 | 3 | 09/24/2023 | at Las Vegas Raiders | W, 23-18 |
| 2023 | 2 | 09/18/2023 | vs. Cleveland Browns | W, 26-22 |
| 2022 | 17 | 01/01/2023 | at Baltimore Ravens | W, 16-13 |
| 2022 | 16 | 12/24/2022 | vs. Las Vegas Raiders | W, 13-10 |
| 2022 | 15 | 12/18/2022 | at Carolina Panthers | W, 24-16 |

- The Steelers did not allow more than 22 points in any of the nine games.
- Pittsburgh's nine-game winning streak in games decided by one score (eight points or less) was the longest in the NFL when it ended.
- Pittsburgh's nine-game winning streak in games decided by one score (eight points or less) is the longest in franchise history.
- Four of the six longest winning streaks in games decided by one score (eight points or less) in franchise history have come under head coach **Mike Tomlin**.

LONGEST WIN STREAK IN ONE-SCORE GAMES – FRANCHISE HISTORY

| RANK | YEAR(S) | START | END | STREAK |
|------|---------|---------------|---------------|--------|
| 1. | 2022-23 | Week 15, 2022 | Week 11, 2023 | 9 |
| 2. | 1993-94 | Week 10, 1993 | Week 8, 1994 | 7 |
| 3. | 2020 | Week 2, 2020 | Week 12, 2020 | 6 |
| | 2019 | Week 6, 2019 | Week 14, 2019 | 6 |
| | 2017 | Week 6, 2017 | Week 14, 2017 | 6 |
| | 2004-05 | Week 1, 2004 | Week 17, 2004 | 6 |

- Pittsburgh's nine-game winning streak in games decided by one score (eight points or less) was tied for the 10th-longest since the 1970 AFL-NFL merger.

LONGEST WIN STREAK IN ONE-SCORE GAMES – SINCE 1970

| RANK | TEAM | START | END | STREAK |
|------|----------------------|-----------|-----------|--------|
| 1. | Indianapolis Colts | W5, 2008 | W15, 2009 | 15 |
| 2. | Indianapolis Colts | W9, 2004 | W10, 2006 | 14 |
| 3. | Buffalo Bills | W3, 1995 | W8, 1996 | 12 |
| | Miami Dolphins | W3, 2016 | W7, 2017 | 12 |
| 5. | Minnesota Vikings | W3, 2022 | W16, 2022 | 11 |
| | New England Patriots | W5, 2003 | W14, 2004 | 11 |
| 7. | Cleveland Browns | W12, 1971 | W4, 1973 | 10 |
| | Seattle Seahawks | W13, 1983 | W6, 1985 | 10 |
| | Arizona Cardinals | W6, 1975 | W10, 1976 | 10 |
| 10. | Pittsburgh Steelers | W15, 2022 | W11, 2023 | 9 |
| | 10 other teams | | | 9 |

HALFTIME GOT YOU DOWN

- Pittsburgh has won 13 games when trailing at halftime since the start of the 2020 season, which is the second-most in the NFL over the span.

MOST VICTORIES WHEN TRAILING AT HALF – SINCE 2020

| RANK | TEAM | WINS |
|------|----------------------|------|
| 1. | Kansas City Chiefs | 14 |
| 2. | Pittsburgh Steelers | 13 |
| 3. | Tampa Bay Buccaneers | 10 |
| 4. | Philadelphia Eagles | 9 |
| | Dallas Cowboys | 9 |
| | L.A. Rams | 9 |

- Pittsburgh has won four games in which it trailed by 10 or more points at halftime since the start of the 2020 season, which is the most in the League.

MOST VICTORIES WHEN TRAILING BY 10+ PTS AT HALF – SINCE 2020

| RANK | TEAM | WINS |
|------|----------------------|------|
| 1. | Pittsburgh Steelers | 4 |
| 2. | Tampa Bay Buccaneers | 3 |
| | Minnesota Vikings | 3 |
| | Cincinnati Bengals | 3 |
| | N.Y. Giants | 3 |
| | Arizona Cardinals | 3 |

- Pittsburgh's .286 winning percentage in games in which it trailed by 10 or more points at halftime is the highest in the NFL since the start of the 2020 season (min. 10 games).

BEST WIN PCT. WHEN TRAILING BY 10+ POINTS AT HALF – SINCE 2020 (MIN. 10)

| RANK | TEAM | W | L | T | WIN PCT. |
|------|----------------------|---|----|---|----------|
| 1. | Pittsburgh Steelers | 4 | 10 | 0 | .286 |
| 2. | Tampa Bay Buccaneers | 3 | 9 | 0 | .250 |
| | Arizona Cardinals | 3 | 9 | 0 | .250 |
| 4. | Miami Dolphins | 2 | 8 | 0 | .200 |
| 5. | Minnesota Vikings | 3 | 13 | 0 | .188 |

- Pittsburgh has won six games in which it trailed by 10 or more points in the second half since the start of the 2020 season, which is the third-most in the League.

MOST VICTORIES WHEN TRAILING BY 10+ PTS IN SECOND HALF – SINCE 2020

| RANK | TEAM | WINS |
|------|----------------------|------|
| 1. | Minnesota Vikings | 7 |
| | Tampa Bay Buccaneers | 7 |
| 3. | Pittsburgh Steelers | 6 |
| 4. | N.Y. Giants | 5 |
| | Tennessee Titans | 5 |

- Pittsburgh's .231 winning percentage in games in which it trailed by 10 or more points in the second half is tied for the fourth-highest in the NFL since the start of the 2020 season (min. 10 games).

BEST WIN PCT. WHEN TRAILING BY 10+ POINTS IN SECOND HALF – SINCE 2020 (MIN. 10)

| RANK | TEAM | W | L | T | WIN PCT. |
|------|----------------------|---|----|---|----------|
| 1. | Kansas City Chiefs | 4 | 8 | 0 | .333 |
| 2. | Tampa Bay Buccaneers | 7 | 19 | 0 | .269 |
| | Minnesota Vikings | 7 | 20 | 0 | .259 |
| 4. | Pittsburgh Steelers | 6 | 20 | 0 | .231 |
| 5. | Tennessee Titans | 5 | 17 | 0 | .227 |

- The Steelers have won eight games in which they trailed by 10 or more points since the start of the 2020 season, which is tied for the fifth-most in the NFL over the span.

MOST VICTORIES WHEN TRAILING BY 10+ POINTS – SINCE 2020

| RANK | TEAM | WINS |
|------|----------------------|------|
| 1. | Philadelphia Eagles | 10 |
| 2. | Tampa Bay Buccaneers | 9 |
| | Minnesota Vikings | 9 |
| | Kansas City Chiefs | 9 |
| 5. | Pittsburgh Steelers | 8 |
| | Tennessee Titans | 8 |

RENEGADES

- In their victory in Week 2, Steelers LBs **Alex Highsmith** and **T.J. Watt** both recorded a sack and defensive TD.
- Highsmith and Watt became the first pair of teammates to each post a sack and TD in the same game since 1982, when the sack became an official statistic.
- Pittsburgh became the first team to record at least 6.0 sacks, four takeaways and two defensive TDs in the same game since New England in Week 2 of the 2019 season.

STEELERS DEFENSE BREAKS THE BROWNS

- Pittsburgh registered 6.0 sacks, four forced fumbles, three opponent fumbles recovered, an interception return TD and fumble return TD. The last NFL team to do all of that in one game was the Browns in a 51-0 win on September 10, 1989 – against the Steelers.

OUT OF THE BLOCKS

- Pittsburgh LB **Alex Highsmith's** interception return for TD in Week 2 vs. Cleveland came nine seconds into the game. It was the fastest TD to open a game for the Steelers since the 1970 AFL-NFL merger.
- The previous franchise record was 12 seconds, and it came on Jan. 9, 1983 vs. San Diego (AFC Wildcard, Guy Ruff recovered a fumble on the opening kickoff).

FASTEST STEELERS OPENING TD – SINCE 1970 (REG & POST)

| DATE | PLAYER | TIME | SCORE |
|------------|------------------------------|------|------------------------|
| 09/18/2023 | Alex Highsmith vs. Cleveland | 0:11 | 30-yd Interception TD |
| 01/09/1983 | Guy Ruff vs. San Diego | 0:12 | 0-yd Fumble Return TD |
| 09/19/2010 | Antonio Brown at Tennessee | 0:14 | 89-yd Kick Return TD |
| 11/17/2002 | Hines Ward at Tennessee | 0:15 | 72-yd Passing TD |
| 12/23/2001 | Jason Gildon vs. Detroit | 0:27 | 27-yd Fumble Return TD |
| 10/28/1984 | Dwayne Woodruff vs. Atlanta | 0:33 | 65-yd Fumble Return TD |
| 12/20/2009 | Mike Wallace vs. Green Bay | 0:42 | 60-yd Passing TD |
| 11/18/2012 | Byron Leftwich vs. Baltimore | 0:43 | 31-yd Rushing TD |
| 01/02/2011 | Mike Wallace at Cleveland | 0:43 | 56-yd Passing TD |
| 09/14/2003 | Chad Scott at Kansas City | 0:48 | 26-yd Interception TD |
| 11/01/2020 | Robert Spillane at Baltimore | 0:54 | 33-yd Interception TD |
| 09/08/1996 | Rod Woodson vs. Baltimore | 0:54 | 43-yd Interception TD |

- Pittsburgh LB **Alex Highsmith** picked off Deshaun Watson on the Browns' first offensive play of the game and returned 30 yards for a TD. It marked the first interception return for TD since Week 1 of 2022 (**Minkah Fitzpatrick** at Cincinnati) and first interception return for TD by a linebacker since Week 8 of 2020 (Robert Spillane at Baltimore).
- Pittsburgh LB **Alex Highsmith** picked off Deshaun Watson on the Browns' first offensive play of the game and returned 30 yards for a TD. It marked the first interception return for TD at home since Week 12 of 2020 (Joe Haden vs. Baltimore) and first interception return for TD at home by a linebacker since Week 14 of 2010 (LaMarr Woodley vs. Cincinnati).
- **Alex Highsmith** is the first Steeler to record an interception on the first play from scrimmage in a game since William Gay in 2014, who picked off the Titans' Zach Mettenberger.
- Since 1994, Highsmith and Gay are the only Steelers to do it.

SLAM THE RUN

- The Steelers' run defense has rebounded from a difficult start to the 2023 season.
- DT **Cameron Heyward** returned to the lineup in Week 9 vs. Tennessee. He was placed on the Reserve/Injured List following Week 1 vs. San Francisco.

RUSH DEFENSE WEEKS 1-8 VS. WEEK 9-18

| WEEKS 1-8 (NFL RANK) | WEEKS 9-18 (NFL RANK) |
|----------------------|---|
| Rushing Stats | |
| 137.1 (27th) | Rush Yards/Game 99.6 (11th) |
| 4.5 (27th) | Yards/Rush 4.1 (t-11th) |
| 62.9 (t-14th) | Def. Rush Success Pct. 69.4% (1st) |
| 0.57 (t-6th) | Rush TDs/Game 0.50 (3rd) |
| 7.0 (17th) | 1st Downs by Rush/Game 4.60 (1st) |
| 23.1 (16th) | First Down Rush Pct. 19.0% (1st) |
| 3.3 (t-20th) | 10+ Yard Rushes/Game 2.4 (t-5th) |
| 10.8 (18th) | 10+ Yard Rush Pct. 9.1 (6th) |
| 1.49 (22nd) | Yards Before Contact/Rush 1.22 (t-12th) |

- Pittsburgh leads the NFL in successful play rate on defensive rushes (EPA based) since Week 9.

BEST DEFENSE RUSH SUCCESS RATE – SINCE WEEK 9

| RANK | TEAM | RATE |
|------|---------------------|------|
| 1. | Pittsburgh Steelers | 69.4 |
| 2. | Miami Dolphins | 68.6 |
| 3. | Houston Texans | 67.1 |
| 4. | Atlanta Falcons | 66.4 |
| 5. | Detroit Lions | 66.1 |

- Pittsburgh allowed five rushing TDs since Week 9, which was tied for the third-fewest in the League over the span.

FEWEST RUSH TDs ALLOWED – SINCE WEEK 9

| RANK | TEAM | RUSH TDs |
|------|---------------------|----------|
| 1. | Baltimore Ravens | 3 |
| 2. | Chicago Bears | 4 |
| 3. | Pittsburgh Steelers | 5 |
| | L.A. Rams | 5 |
| | Las Vegas Raiders | 5 |

- Pittsburgh allowed 0.50 rushing TDs/game since Week 9, which was the third-fewest in the League over the span.

FEWEST RUSH TDs ALLOWED/GAME – SINCE WEEK 9

| RANK | TEAM | RUSH TDs/GM |
|------|---------------------|-------------|
| 1. | Baltimore Ravens | 0.33 |
| 2. | Chicago Bears | 0.44 |
| 3. | Pittsburgh Steelers | 0.50 |
| 4. | L.A. Rams | 0.56 |
| | Las Vegas Raiders | 0.56 |

- Pittsburgh allowed 46 first downs by rush since Week 9, which was the second-fewest in the League over the span.

FEWEST FIRST DOWNS BY RUSH – SINCE WEEK 9

| RANK | TEAM | 1ST DOWNS |
|------|---------------------|-----------|
| 1. | Miami Dolphins | 45 |
| 2. | Pittsburgh Steelers | 46 |
| 3. | Minnesota Vikings | 49 |
| 4. | Las Vegas Raiders | 50 |
| | San Francisco 49ers | 50 |

- Pittsburgh allowed 4.60 first downs by rush/game since Week 9, which is the fewest in the League over the span.

FEWEST FIRST DOWNS BY RUSH/GAME – SINCE WEEK 9

| RANK | TEAM | 1ST DOWNS/GM |
|------|---------------------|--------------|
| 1. | Pittsburgh Steelers | 4.60 |
| 2. | Miami Dolphins | 5.00 |
| 3. | Minnesota Vikings | 5.44 |
| 4. | Las Vegas Raiders | 5.56 |
| | San Francisco 49ers | 5.56 |

- Pittsburgh has allowed a first down on just 19.0% of its opponents rushes since Week 9, which is the fewest in the League over the span.

FEWEST FIRST DOWNS RUSH PCT. ALLOWED – SINCE WEEK 9

| RANK | TEAM | 1ST DOWN PCT. |
|------|---------------------|---------------|
| 1. | Pittsburgh Steelers | 19.0 |
| 2. | N.Y. Jets | 20.7 |
| 3. | Miami Dolphins | 21.2 |
| 4. | Las Vegas Raiders | 21.8 |
| 5. | Minnesota Vikings | 22.0 |
| | Carolina Panthers | 22.0 |

- Pittsburgh has allowed just 22 runs of 10 yards or more since Week 9, which is tied for the fifth-fewest in the League over the span.

FEWEST 10+ RUSHES ALLOWED – SINCE WEEK 9

| RANK | TEAM | 10+ RUSHES |
|------|----------------------|------------|
| 1. | Miami Dolphins | 16 |
| 2. | New England Patriots | 17 |
| 3. | San Francisco 49ers | 20 |
| | Las Vegas Raiders | 20 |
| 5. | Pittsburgh Steelers | 22 |
| | L.A. Rams | 22 |
| | Minnesota Vikings | 22 |

- Pittsburgh has allowed a run of 10 yards or more on just 9.1% of its opponents rushes since Week 9, which is the sixth-fewest in the League over the span.

FEWEST 10+ RUSH PCT. ALLOWED – SINCE WEEK 9

| RANK | TEAM | 10+ RUSH PCT. |
|------|----------------------|---------------|
| 1. | New England Patriots | 6.9 |
| 2. | Miami Dolphins | 7.5 |
| 3. | L.A. Chargers | 8.2 |
| 4. | Tennessee Titans | 8.5 |
| 5. | Las Vegas Raiders | 8.7 |
| 6. | Pittsburgh Steelers | 9.1 |

- Cincinnati recorded just three first downs by rush in the two games against Pittsburgh this season.
- Pittsburgh held Cincinnati to only 12 yards rushing in the first half in Week 12 – the fewest yards rushing in a first half by the Bengals since Week 8 of 2021 at N.Y. Jets (11 yards).
- Pittsburgh did not allow Cincinnati a single rushing first down. The Steelers have not held an opponent without a first down by rush since Week 15 of 2022 at Carolina.
- Pittsburgh limited the Bengals to just 25 yards rushing on 11 carries (2.3 avg.). The 25 yards rushing for Cincinnati was its fewest in a game since Week 16 of 2012 at Pittsburgh (14 yards rushing). The 25 yards rushing for the Bengals was tied for their third-fewest in franchise history (dating back to 1970).

FEWEST RUSH YARDS BY CINCINNATI IN FRANCHISE HISTORY

| RANK | OPP. (DATE) | RUSH YDS |
|------|--------------------------------|----------|
| 1. | at Baltimore (09/24/2000) | 4 |
| 2. | at Pittsburgh (12/23/2012) | 14 |
| 3. | vs. Pittsburgh (11/26/2023) | 25 |
| | vs. San Francisco (09/15/2019) | 25 |
| 5. | at Pittsburgh (09/26/1971) | 28 |
| | vs. Green Bay (09/20/1998) | 28 |
| | at Buffalo (11/04/2007) | 28 |

NO FIRST DOWN FOR YOU

- Since the start of the 2019 season, Pittsburgh has allowed 18.8 first downs/game, which is the fourth-fewest in the NFL over that span.

FEWEST FIRST DOWNS/GAME – SINCE 2019

| RANK | TEAM | 1ST/GAME |
|------|----------------------|----------|
| 1. | San Francisco 49ers | 18.4 |
| | New England Patriots | 18.4 |
| 3. | New Orleans Saints | 18.7 |
| 4. | Pittsburgh Steelers | 18.8 |
| 5. | Buffalo Bills | 19.0 |

- Since the start of the 2019 season, Pittsburgh has allowed 5.2 yards/play, which is tied for the fifth-fewest in the NFL over that span.

FEWEST YARDS/PLAY – SINCE 2019

| RANK | TEAM | YDS/PLAY |
|------|----------------------------|----------|
| 1. | San Francisco 49ers | 5.0 |
| | Buffalo Bills | 5.0 |
| | New England Patriots | 5.0 |
| 4. | New Orleans Saints | 5.1 |
| 5. | Pittsburgh Steelers | 5.2 |
| | Four other teams tied with | 5.2 |

KEEPING THE POINTS DOWN

- Prior to the Week 1 loss vs. San Francisco, Pittsburgh had limited seven straight opponents to 17 points or less dating back to the 2022 season. The seven-game streak was the longest active streak in the NFL.
- Pittsburgh's seven-game streak of holding its opponents to 17 points or less was tied for the sixth-longest in single-season franchise history and longest since an eight-game streak in the 2001 season.

LONGEST STREAK OF 17 PTS ALLOWED OR LESS – FRANCHISE HISTORY

| RANK | YEAR | START | END | GAMES |
|------|------|----------|--------------|-------|
| 1. | 1946 | Sept. 20 | Dec. 1 | 11 |
| 2. | 1976 | Week 6 | Week 14 | 9 |
| | 1974 | Week 6 | Week 14 | 9 |
| 4. | 2001 | Week 3 | Week 10 | 8 |
| | 1942 | Oct. 4 | Nov. 29 | 8 |
| 6. | 2022 | Week 12 | Week 1, 2023 | 7 |
| | 1994 | Week 10 | Week 16 | 7 |
| | 1978 | Week 10 | Week 16 | 7 |
| | 1978 | Week 1 | Week 7 | 7 |
| | 1975 | Week 8 | Week 14 | 7 |

- Since the start of the 2019 season, Pittsburgh has allowed 20.3 points/game, which is tied for the fifth-fewest allowed in the NFL over that span.

FEWEST POINTS/GAME ALLOWED – SINCE 2019

| RANK | TEAM | PTS/GAME |
|------|----------------------|----------|
| 1. | Buffalo Bills | 18.5 |
| 2. | Baltimore Ravens | 18.9 |
| 3. | New England Patriots | 19.2 |
| 4. | San Francisco 49ers | 19.8 |
| 5. | Pittsburgh Steelers | 20.3 |

- The Steelers limited five opponents to 13 points or less in 2023, which was tied for the fourth-most in the NFL this season.

MOST GAMES 13 PTS OR LESS ALLOWED – 2023

| RANK | TEAM | GAMES |
|------|---------------------|-------|
| 1. | Dallas Cowboys | 7 |
| 2. | Baltimore Ravens | 6 |
| | San Francisco 49ers | 6 |
| 4. | Pittsburgh Steelers | 5 |
| | Buffalo Bills | 5 |
| | Atlanta Falcons | 5 |
| | Minnesota Vikings | 5 |

- The Steelers limited 11 opponents to 21 points or less in 2023, which was tied for the fifth-most in the NFL this season.

MOST GAMES 21 PTS OR LESS ALLOWED – 2023

| RANK | TEAM | GAMES |
|------|---------------------|-------|
| 1. | Kansas City Chiefs | 15 |
| 2. | Baltimore Ravens | 12 |
| | San Francisco 49ers | 12 |
| | Miami Dolphins | 12 |
| 5. | Pittsburgh Steelers | 11 |
| | Dallas Cowboys | 11 |

- Pittsburgh has limited 19 of its last 25 opponents to 21 points or less, which is tied for the second-most in the NFL since Week 12 of 2022.

MOST GAMES 21 PTS OR LESS ALLOWED – SINCE WEEK 12 OF 2022

| RANK | TEAM | GAMES |
|------|---------------------|-------|
| 1. | San Francisco 49ers | 20 |
| 2. | Pittsburgh Steelers | 19 |
| | Kansas City Chiefs | 19 |
| 4. | Baltimore Ravens | 18 |
| | New Orleans Saints | 18 |

- Since the start of the 2019 season, the Steelers have limited 50 opponents to 21 points or less, which is the third-most in the NFL over that span.

MOST GAMES 21 PTS OR LESS ALLOWED – SINCE 2019

| RANK | TEAM | GAMES |
|------|---------------------|-------|
| 1. | Buffalo Bills | 54 |
| 2. | Baltimore Ravens | 53 |
| 3. | Pittsburgh Steelers | 50 |
| 4. | San Francisco 49ers | 49 |
| 5. | Kansas City Chiefs | 48 |

- Since the start of the 2019 season, Pittsburgh has limited its opponents to 24 points or less in 62 different games, which is the third-most in the NFL over that span.

MOST GAMES ALLOWING 24 POINTS OR LESS – SINCE 2019

| RANK | TEAM | GAMES |
|------|---------------------|-------|
| 1. | Buffalo Bills | 65 |
| 2. | Baltimore Ravens | 63 |
| 3. | Pittsburgh Steelers | 62 |
| 4. | L.A. Rams | 57 |
| | Green Bay Packers | 57 |
| | Kansas City Chiefs | 57 |

MAKE A COMPLETE STOP IN THE RED ZONE

- Since the start of the 2019 season, Pittsburgh has allowed 51.4 percent red zone efficiency, which is the third-lowest in the NFL over that span.

LOWEST OPPONENT RED ZONE EFFICIENCY – SINCE 2019

| RANK | TEAM | RZ EFF. % |
|------|----------------------|-----------|
| 1. | Denver Broncos | 49.4 |
| 2. | Baltimore Ravens | 50.0 |
| 3. | Pittsburgh Steelers | 51.4 |
| 4. | New England Patriots | 53.5 |
| 5. | Tampa Bay Buccaneers | 53.7 |

NO FLY ZONE

- Since the start of the 2019 season, Pittsburgh opponents are averaging 211.1 passing yds/game, which is the fifth-fewest allowed in the NFL over that span.

FEWEST PASSING YARDS/GAME ALLOWED – SINCE 2019

| RANK | TEAM | GAMES |
|------|----------------------|-------|
| 1. | Buffalo Bills | 199.9 |
| 2. | New England Patriots | 203.0 |
| 3. | San Francisco 49ers | 204.5 |
| 4. | Cleveland Browns | 204.9 |
| 5. | Pittsburgh Steelers | 211.1 |

- Since the start of the 2019 season, Pittsburgh is averaging an interception 3.2% per pass attempted, which is the second-highest in the NFL over that span.

HIGHEST PCT. OF INTERCEPTIONS/OPP. PASS ATTEMPTS – SINCE 2019

| RANK | TEAM | INT/ATT |
|------|----------------------|---------|
| 1. | New England Patriots | 3.5 |
| 2. | Pittsburgh Steelers | 3.2 |
| 3. | Buffalo Bills | 3.0 |
| 4. | Dallas Cowboys | 2.8 |
| 5. | San Francisco 49ers | 2.7 |

- Pittsburgh has recorded 36 interceptions since the start of the 2022 season, which is tied for the second-most in the NFL.

NFL MOST INTERCEPTIONS – SINCE 2022

| RANK | TEAM | INT |
|------|---------------------|-----|
| 1. | San Francisco 49ers | 42 |
| 2. | Pittsburgh Steelers | 36 |
| | Chicago Bears | 36 |
| 4. | Buffalo Bills | 35 |
| 5. | Dallas Cowboys | 33 |

- Pittsburgh has recorded 87 interceptions since the start of the 2019 season, which is the second-most in the NFL over the span.

NFL MOST INTERCEPTIONS – SINCE 2019

| RANK | TEAM | INT |
|------|----------------------|-----|
| 1. | New England Patriots | 95 |
| 2. | Pittsburgh Steelers | 87 |
| 3. | Buffalo Bills | 83 |
| 4. | Dallas Cowboys | 76 |
| 5. | San Francisco 49ers | 75 |

STEELERS GROUND THE PASSING GAME

- Pittsburgh has limited 40 opponents at or below a 60.0 completion percentage since the start of the 2019 season, which is the third-most in the NFL over the span.

MOST GAMES 60.0 OR LESS OPPONENT COMPLETION PCT. – SINCE 2019

| RANK | TEAM | GAMES |
|------|----------------------|-------|
| 1. | New Orleans Saints | 41 |
| | Cleveland Browns | 41 |
| 3. | Pittsburgh Steelers | 40 |
| 4. | Dallas Cowboys | 34 |
| 5. | New England Patriots | 33 |

- The Steelers have held 37 opponents under 200 passing yards since the start of the 2019 season, which is tied for the sixth-most in the NFL over the span.

MOST GAMES 200 OR LESS PASSING YARDS ALLOWED – SINCE 2019

| RANK | TEAM | GAMES |
|------|-----------------------------|-------|
| 1. | Buffalo Bills | 46 |
| 2. | San Francisco 49ers | 44 |
| 3. | New England Patriots | 41 |
| | Carolina Panthers | 41 |
| 5. | Cleveland Browns | 38 |
| 6. | Pittsburgh Steelers | 37 |
| | Three other teams tied with | 37 |

- Pittsburgh has held 75 opponents under 300 passing yards since the start of the 2019 season, which is tied for the second-most in the NFL over the span.

MOST GAMES 300 OR LESS PASSING YARDS ALLOWED – SINCE 2019

| RANK | TEAM | GAMES |
|------|---------------------|-------|
| 1. | New Orleans Saints | 76 |
| 2. | Pittsburgh Steelers | 75 |
| | Green Bay Packers | 75 |
| | Cleveland Browns | 75 |
| 5. | San Francisco 49ers | 74 |

- Pittsburgh has allowed 300 or more passing yards in a game just eight times since the start of the 2019 season, which is tied for the second-fewest in the NFL over the span. The teams to throw for 300 yards against the Steelers over their last 83 games include Cincinnati (2023), Houston (2023), Cincinnati (2022), Buffalo (2022), L.A. Chargers (2021), Las Vegas Raiders (2021), New England (2019) and L.A. Chargers (2019).

FEWEST 300-YARD+ PASSING YARDS ALLOWED – SINCE 2019

| RANK | TEAM | GAMES |
|------|---------------------|-------|
| 1. | New Orleans Saints | 7 |
| 2. | Pittsburgh Steelers | 8 |
| | Green Bay Packers | 8 |
| | Cleveland Browns | 8 |
| 5. | San Francisco 49ers | 9 |

LIVING IN THE BACKFIELD

- Since the start of the 2019 season, Pittsburgh has registered 438 tackles for loss, which is the third-most in the NFL over that span.

MOST TACKLES FOR LOSS – SINCE 2019

| RANK | TEAM | TFL |
|------|----------------------|-----|
| 1. | Buffalo Bills | 440 |
| 2. | Tampa Bay Buccaneers | 439 |
| 3. | Pittsburgh Steelers | 438 |
| 4. | N.Y. Jets | 420 |
| 5. | Arizona Cardinals | 418 |

- Since the start of the 2019 season, Pittsburgh has registered six or more tackles for loss in 35 games, which is the second-most in the NFL over that span.

MOST GAMES WITH 6+ TACKLES FOR LOSS – SINCE 2019

| RANK | TEAM | GAMES |
|------|----------------------|-------|
| 1. | Tampa Bay Buccaneers | 38 |
| 2. | Pittsburgh Steelers | 35 |
| 3. | N.Y. Jets | 33 |
| 4. | Buffalo Bills | 32 |
| | San Francisco 49ers | 32 |
| | Seattle Seahawks | 32 |

STACKING UP SACKS

- The Steelers have registered a sack in 120 of their last 126 games, dating back to Nov. 6, 2016 at Baltimore (LB **T.J. Watt** did not play in four of those games without a sack).
- Pittsburgh has recorded a sack in 250 of **Mike Tomlin's** 275 career games as head coach.
- The Steelers have registered at least 1.0 sack in 77 games since the start of the 2019 season, which is tied for the second-most in the NFL over the span.

MOST GAMES WITH 1.0 SACK – SINCE 2019

| RANK | TEAM | GAMES |
|------|----------------------|-------|
| 1. | Tampa Bay Buccaneers | 80 |
| 2. | Pittsburgh Steelers | 77 |
| | New Orleans Saints | 77 |
| | San Francisco 49ers | 77 |
| | Dallas Cowboys | 77 |
| | Miami Dolphins | 77 |

- The Steelers have registered at least 2.0 sacks in 65 games since the start of the 2019 season, which is the second-most in the NFL over the span.

MOST GAMES WITH 2.0 SACKS – SINCE 2019

| RANK | TEAM | GAMES |
|------|----------------------|-------|
| 1. | L.A. Rams | 66 |
| 2. | Pittsburgh Steelers | 65 |
| 3. | San Francisco 49ers | 64 |
| 4. | Tampa Bay Buccaneers | 63 |
| 5. | New Orleans Saints | 61 |
| | Cleveland Browns | 61 |

- The Steelers have registered at least 3.0 sacks in 47 games since the start of the 2019 season, which is the most in the NFL over the span.

MOST GAMES WITH 3.0 SACKS – SINCE 2019

| RANK | TEAM | GAMES |
|------|-----------------------|-------|
| 1. | Pittsburgh Steelers | 47 |
| 2. | Tampa Bay Buccaneers | 44 |
| | L.A. Rams | 44 |
| 4. | Kansas City Chiefs | 42 |
| 5. | Washington Commanders | 41 |

- Pittsburgh has recorded at least 4.0 sacks in 32 games since the start of the 2019, which is the most in the NFL over the span.

MOST GAMES WITH 4.0 SACKS – SINCE 2019

| RANK | TEAM | GAMES |
|------|-----------------------|-------|
| 1. | Pittsburgh Steelers | 32 |
| 2. | Tampa Bay Buccaneers | 25 |
| | Kansas City Chiefs | 25 |
| 4. | Philadelphia Eagles | 24 |
| 5. | Washington Commanders | 23 |
| | Indianapolis Colts | 23 |
| | Baltimore Ravens | 23 |
| | L.A. Rams | 23 |

- The Steelers have registered 5.0 or more sacks in 15 games since the start of the 2019 season, which is tied for the second-most in the NFL over the span.

MOST GAMES WITH 5.0 SACKS – SINCE 2019

| RANK | TEAM | GAMES |
|------|----------------------|-------|
| 1. | Philadelphia Eagles | 16 |
| 2. | Pittsburgh Steelers | 15 |
| | Tampa Bay Buccaneers | 15 |
| 4. | L.A. Rams | 14 |
| 5. | Baltimore Ravens | 13 |
| | Dallas Cowboys | 13 |
| | Kansas City Chiefs | 13 |

- The Steelers have registered 6.0 or more sacks in seven games since the start of the 2019 season, which is tied for the third-most in the NFL over the span.

MOST GAMES WITH 6.0 SACKS – SINCE 2019

| RANK | TEAM | GAMES |
|------|----------------------|-------|
| 1. | Philadelphia Eagles | 11 |
| 2. | New Orleans Saints | 8 |
| 3. | Pittsburgh Steelers | 7 |
| | Buffalo Bills | 7 |
| | Tampa Bay Buccaneers | 7 |
| | L.A. Rams | 7 |

- Pittsburgh has recorded 6.0 or more team sacks 62 times since sacks became an official statistic in 1982. In those 62 games, the Steelers have a 51-10-1 (.831) record and has outscored its opponents 1,541-826.

RECORD WHEN RECORDING 6.0+ SACKS

| DATE | OPPONENT | SACKS | RESULT |
|------------|--------------------------|-------|----------|
| 09/18/2023 | vs. Cleveland Browns | 6.0 | W, 26-22 |
| 01/08/2023 | vs. Cleveland Browns | 7.0 | W, 28-14 |
| 09/11/2022 | at Cincinnati Bengals | 7.0 | W, 23-20 |
| 01/03/2022 | vs. Cleveland Browns | 9.0 | W, 26-14 |
| 12/05/2021 | vs. Baltimore Ravens | 7.0 | W, 20-19 |
| 09/20/2020 | vs. Denver Broncos | 7.0 | W, 26-21 |
| 09/30/2019 | vs. Cincinnati Bengals | 8.0 | W, 27-3 |
| 11/18/2018 | at Jacksonville Jaguars | 6.0 | W, 20-16 |
| 10/07/2018 | vs. Atlanta Falcons | 6.0 | W, 41-17 |
| 09/09/2018 | at Cleveland Browns | 7.0 | T, 21-21 |
| 12/31/2017 | vs. Cleveland Browns | 6.0 | W, 28-24 |
| 12/25/2017 | at Houston Texans | 7.0 | W, 34-6 |
| 09/10/2017 | at Cleveland Browns | 7.0 | W, 21-18 |
| 11/20/2016 | at Cleveland Browns | 8.0 | W, 24-9 |
| 01/03/2016 | at Cleveland Browns | 7.0 | W, 28-12 |
| 11/15/2015 | vs. Cleveland Browns | 6.0 | W, 30-9 |
| 12/21/2014 | vs. Kansas City Chiefs | 6.0 | W, 20-12 |
| 12/23/2012 | vs. Cincinnati Bengals | 6.0 | L, 10-13 |
| 11/21/2010 | vs. Oakland Raiders | 6.0 | W, 35-3 |
| 10/17/2010 | vs. Cleveland Browns | 6.0 | W, 28-10 |
| 10/11/2009 | at Detroit Lions | 7.0 | W, 28-20 |
| 11/03/2008 | at Washington Redskins | 7.0 | W, 23-6 |
| 10/19/2008 | at Cincinnati Bengals | 7.0 | W, 38-10 |
| 11/05/2007 | vs. Baltimore Ravens | 6.0 | W, 38-7 |
| 09/09/2007 | at Cleveland Browns | 6.0 | W, 34-7 |
| 10/29/2006 | at Oakland Raiders | 6.0 | L, 13-20 |
| 09/24/2006 | vs. Cincinnati Bengals | 6.0 | L, 20-28 |
| 12/24/2005 | at Cleveland Browns | 8.0 | W, 41-0 |
| 09/18/2005 | at Houston Texans | 8.0 | W, 27-7 |
| 12/23/2002 | at Tampa Bay Buccaneers | 6.0 | W, 17-7 |
| 12/15/2002 | vs. Carolina Panthers | 6.0 | W, 30-14 |
| 12/23/2001 | vs. Detroit Lions | 6.0 | W, 47-14 |
| 11/11/2001 | at Cleveland Browns | 7.0 | W, 15-12 |
| 10/21/2001 | at Tampa Bay Buccaneers | 10.0 | W, 17-10 |
| 12/24/2000 | at San Diego Chargers | 6.0 | W, 34-21 |
| 10/01/2000 | at Jacksonville Jaguars | 7.0 | W, 24-13 |
| 11/14/1999 | vs. Cleveland Browns | 6.0 | L, 15-16 |
| 10/25/1999 | vs. Atlanta Falcons | 7.0 | W, 13-9 |
| 10/18/1998 | vs. Baltimore Ravens | 7.0 | W, 16-6 |
| 11/30/1997 | at Arizona Cardinals | 10.0 | W, 26-20 |
| 09/28/1997 | vs. Houston Oilers | 7.0 | W, 37-24 |
| 11/17/1996 | vs. Jacksonville Jaguars | 6.0 | W, 28-3 |
| 11/03/1996 | vs. St. Louis Rams | 6.0 | W, 42-6 |
| 10/13/1996 | vs. Cincinnati Bengals | 10.0 | W, 20-10 |
| 12/03/1995 | vs. Houston Oilers | 6.0 | W, 21-7 |
| 10/29/1995 | vs. Jacksonville Jaguars | 7.0 | W, 24-7 |
| 11/14/1994 | vs. Buffalo Bills | 7.0 | W, 23-10 |
| 11/06/1994 | at Houston Oilers | 6.0 | W, 12-9 |
| 10/03/1994 | vs. Houston Oilers | 6.0 | W, 30-14 |
| 11/29/1992 | at Cincinnati Bengals | 10.0 | W, 21-9 |
| 09/09/1990 | at Cleveland Browns | 7.0 | L, 3-13 |
| 09/28/1986 | at Houston Oilers | 6.0 | W, 22-16 |
| 10/20/1985 | vs. St. Louis Cardinals | 6.0 | W, 23-10 |
| 09/16/1985 | at Cleveland Browns | 6.0 | L, 7-17 |
| 11/19/1984 | at New Orleans Saints | 6.0 | L, 24-27 |
| 10/21/1984 | at Indianapolis Colts | 6.0 | L, 16-17 |
| 10/01/1984 | vs. Cincinnati Bengals | 6.0 | W, 38-17 |
| 10/10/1983 | at Cincinnati Bengals | 9.0 | W, 24-14 |
| 09/18/1983 | at Houston Oilers | 6.0 | W, 40-28 |
| 09/04/1983 | vs. Denver Broncos | 7.0 | L, 10-14 |
| 12/19/1982 | at Cleveland Browns | 6.0 | L, 9-10 |
| 12/05/1982 | vs. Kansas City Chiefs | 8.0 | W, 35-14 |

- The Steelers have registered 7.0 or more sacks in six games since the start of the 2019 season, which is the most in the NFL over the span.

MOST GAMES WITH 7.0 SACKS – SINCE 2019

| RANK | TEAM | GAMES |
|------|-----------------------|-------|
| 1. | Pittsburgh Steelers | 6 |
| 2. | Philadelphia Eagles | 5 |
| 3. | Buffalo Bills | 4 |
| | New Orleans Saints | 4 |
| | Washington Commanders | 4 |

- Pittsburgh has registered 8.0 or more sacks in two games since the start of the 2019 season, which is tied for the second-most in the NFL over the span.

MOST GAMES WITH 8.0 SACKS – SINCE 2019

| RANK | TEAM | GAMES |
|------|----------------------------|-------|
| 1. | Philadelphia Eagles | 3 |
| 2. | Pittsburgh Steelers | 2 |
| | Buffalo Bills | 2 |
| | Four other teams tied with | 2 |

BLITZBURGH

- The Steelers have recorded 50 or more sacks in five of the last seven seasons. In 2021, Pittsburgh became the first team in the NFL to record 50 or more sacks in five consecutive seasons since Washington, Chicago and Dallas (1983-87).
- The five-year streak with 50 or more sacks was tied for the longest in NFL history.

NFL MOST CONSECUTIVE 50-SACK SEASONS – SINCE 1982

| RANK | TEAM | SEASONS |
|------|---|---------|
| 1. | Pittsburgh Steelers (2017-21) | 5 |
| | Washington (1983-87) | 5 |
| | Chicago Bears (1983-87) | 5 |
| | Dallas Cowboys (1983-87) | 5 |
| 5. | N.Y. Giants (1985-88), San Francisco 49ers (1983-86) | 4 |
| | Philadelphia Eagles (1984-87), L.A. Raiders (1983-86) | 4 |

- The Steelers have eclipsed the 50-sack plateau 11 times since sacks became an official statistic in 1982.

NFL MOST 50-SACK SEASONS – SINCE 1982

| RANK | TEAM | SEASONS |
|------|---------------------|---------|
| 1. | Pittsburgh Steelers | 11 |
| | Philadelphia Eagles | 11 |
| 3. | L.A. Rams | 10 |
| 4. | New Orleans Saints | 9 |
| 5. | Kansas City Chiefs | 8 |

- Pittsburgh has led the League in sacks in five of the previous seven seasons, including five straight seasons (2017-21). The Steelers were the first team in NFL history to lead the NFL in sacks in five straight seasons.
- Since the start of the 2019 season, Pittsburgh is averaging a sack 9.3% of the time, which is highest in the NFL over that span.

HIGHEST PCT. OF SACKS/OPPONENT PASS ATTEMPTS – SINCE 2019

| RANK | TEAM | SK/ATT |
|------|---------------------|--------|
| 1. | Pittsburgh Steelers | 9.3 |
| 2. | Philadelphia Eagles | 8.1 |
| 3. | L.A. Rams | 8.0 |
| 4. | New Orleans Saints | 7.9 |
| 5. | Buffalo Bills | 7.8 |

- Pittsburgh has registered 34 strip sacks since the start of the 2019 season, which is tied for the third-most in the NFL over the span.

MOST STRIP SACKS – SINCE 2019

| RANK | TEAM | STRIP SACKS |
|------|----------------------|-------------|
| 1. | Tampa Bay Buccaneers | 41 |
| 2. | Baltimore Ravens | 36 |
| 3. | Pittsburgh Steelers | 34 |
| | Arizona Cardinals | 34 |
| | Philadelphia Eagles | 34 |

- The Steelers rank in the top three in sacks dating back to the start of every season since 1982 (except 2021, 2022 and 2023).

MOST SACKS DATING BACK

| YEAR | SACKS | NFL RANK | SECOND IN NFL |
|------|-------|----------|---------------------------|
| 2023 | 47 | 11th | Baltimore, 60 (1st) |
| 2022 | 87 | 14th | Philadelphia, 113 (1st) |
| 2021 | 142 | 3rd | Miami, 144 (1st) |
| 2020 | 198 | 1st | Philadelphia, 191 |
| 2019 | 252 | 1st | Tampa Bay, 235 |
| 2018 | 304 | 1st | Philadelphia, 278 |
| 2017 | 360 | 1st | L.A. Rams, 321 |
| 2016 | 398 | 1st | L.A. Rams, 352 |
| 2015 | 446 | 1st | L.A. Rams, 393 |
| 2014 | 479 | 1st | Philadelphia, 436 |
| 2013 | 513 | 1st | L.A. Rams, 488 |
| 2012 | 550 | 1st | L.A. Rams, 538 |
| 2011 | 585 | 1st | L.A. Rams, 577 |
| 2010 | 633 | 1st | L.A. Rams, 620 |
| 2009 | 680 | 1st | L.A. Rams, 645 |
| 2008 | 731 | 1st | Philadelphia, 685 |
| 2007 | 767 | 1st | Philadelphia, 721 |
| 2006 | 806 | 1st | Philadelphia, 761 |
| 2005 | 853 | 1st | Philadelphia, 790 |
| 2004 | 894 | 1st | Philadelphia, 837 |
| 2003 | 929 | 1st | Philadelphia, 875 |
| 2002 | 979 | 1st | Philadelphia, 931 |
| 2001 | 1,034 | 1st | Philadelphia, 976 |
| 2000 | 1,073 | 1st | Philadelphia, 1,026 |
| 1999 | 1,112 | 1st | Philadelphia, 1,063 |
| 1998 | 1,153 | 1st | Philadelphia, 1,105 |
| 1997 | 1,201 | 1st | Philadelphia, 1,148 |
| 1996 | 1,252 | 1st | Philadelphia, 1,188 |
| 1995 | 1,294 | 1st | Philadelphia, 1,236 |
| 1994 | 1,349 | 1st | Philadelphia, 1,278 |
| 1993 | 1,391 | 1st | Philadelphia, 1,314 |
| 1992 | 1,427 | 1st | Philadelphia, 1,369 |
| 1991 | 1,465 | 1st | Philadelphia, 1,424 |
| 1990 | 1,499 | 1st | Philadelphia, 1,469 |
| 1989 | 1,530 | 2nd | Philadelphia, 1,531 (1st) |
| 1988 | 1,549 | 2nd | Philadelphia, 1,573 (1st) |
| 1987 | 1,575 | 2nd | Philadelphia, 1,630 (1st) |
| 1986 | 1,618 | 2nd | Philadelphia, 1,683 (1st) |
| 1985 | 1,653 | 2nd | Philadelphia, 1,735 (1st) |
| 1984 | 1,701 | 2nd | Philadelphia, 1,796 (1st) |
| 1983 | 1,751 | 2nd | Philadelphia, 1,832 (1st) |
| 1982 | 1,785 | 2nd | Philadelphia, 1,862 (1st) |

STEELERS TAKEAWAYS

- Pittsburgh has registered 137 takeaways since the start of the 2019 season, which is the most in the NFL over the span.

NFL MOST TAKEAWAYS – SINCE 2019

| RANK | TEAM | TAKEAWAYS |
|------|----------------------|-----------|
| 1. | Pittsburgh Steelers | 137 |
| 2. | Buffalo Bills | 136 |
| | New England Patriots | 136 |
| 4. | Dallas Cowboys | 132 |
| 5. | Tampa Bay Buccaneers | 127 |

- The Steelers have forced a turnover in 65 games since the start of the 2019 season, which is tied for the sixth-most in the NFL over the span.

NFL MOST GAMES WITH AT LEAST ONE TAKEAWAY – SINCE 2019

| RANK | TEAM | GAMES |
|------|----------------------|-------|
| 1. | Tampa Bay Buccaneers | 68 |
| | New England Patriots | 68 |
| 3. | Indianapolis Colts | 67 |
| | Minnesota Vikings | 67 |
| | Baltimore Ravens | 67 |
| 6. | Pittsburgh Steelers | 65 |
| | Buffalo Bills | 65 |

- The Steelers have forced multiple turnovers in 44 games since the start of the 2019 season, which leads the NFL over the span.

NFL MOST GAMES WITH MULTIPLE TAKEAWAYS – SINCE 2019

| RANK | TEAM | GAMES |
|------|----------------------|-------|
| 1. | Pittsburgh Steelers | 44 |
| 2. | Indianapolis Colts | 41 |
| 3. | Buffalo Bills | 40 |
| 4. | Dallas Cowboys | 39 |
| 5. | New England Patriots | 38 |
| | San Francisco 49ers | 38 |

- Pittsburgh has forced three or more turnovers in 18 games since the start of the 2019 season, which is tied for the second-most in the NFL over the span.

MOST GAMES WITH THREE TAKEAWAYS – SINCE 2019

| RANK | TEAM | GAMES |
|------|----------------------|-------|
| 1. | Dallas Cowboys | 21 |
| 2. | Pittsburgh Steelers | 18 |
| | New England Patriots | 18 |
| | New Orleans Saints | 18 |
| 5. | Buffalo Bills | 16 |
| | Miami Dolphins | 16 |

- Pittsburgh has forced four or more turnovers in eight games since the start of the 2019 season, which is the fifth-most in the NFL over the span.

MOST GAMES WITH FOUR TAKEAWAYS – SINCE 2019

| RANK | TEAM | GAMES |
|------|----------------------|-------|
| 1. | Dallas Cowboys | 11 |
| | Buffalo Bills | 11 |
| 3. | New England Patriots | 9 |
| | San Francisco 49ers | 9 |
| 5. | Pittsburgh Steelers | 8 |

- Pittsburgh has registered 398 points off turnovers since the start of the 2019 season, which is the sixth-most in the NFL over the span.

NFL MOST POINTS OFF TURNOVERS – SINCE 2019

| RANK | TEAM | PTS OFF TO |
|------|----------------------|------------|
| 1. | Dallas Cowboys | 463 |
| 2. | Tampa Bay Buccaneers | 455 |
| 3. | Baltimore Ravens | 441 |
| 4. | New England Patriots | 429 |
| 5. | Green Bay Packers | 426 |
| 6. | Pittsburgh Steelers | 398 |

PITTSBURGH 311

- The Steelers have held 37 opponents to 311 total yards or less since the start of the 2019 season, which is tied for the sixth-most in the NFL over the span.

MOST GAMES OF 311 YARDS ALLOWED OR LESS – SINCE 2019

| RANK | TEAM | GAMES |
|------|----------------------|-------|
| 1. | San Francisco 49ers | 49 |
| 2. | Baltimore Colts | 45 |
| 3. | Baltimore Ravens | 40 |
| 4. | New England Patriots | 39 |
| 5. | Cleveland Browns | 38 |
| 6. | Pittsburgh Steelers | 37 |
| | Philadelphia Eagles | 37 |

HEYWARD, WATT DYNAMIC DUO

- LB **T.J. Watt** and DT **Cameron Heyward** have registered 96.5 and 80.5 career sacks, respectively. Both will likely surpass James Harrison’s franchise record of 80.5 sacks (Watt did in Week 2 vs. Cleveland).
- Watt (96.5) and Heyward (80.5) have combined for 177.0 sacks, 12 Pro Bowl selections, six All-Pro nods, 372 QB hits, 225 tackles for loss, 35 forced fumbles, 24 strip sacks, 17 fumble recoveries and nine interceptions.
- With Watt and Heyward both staring down opposing offenses in 2023, the Steelers defense now features the most accomplished pass-rushing duo in the NFL.

WATT, HEYWARD HALL OF FAME TANDEM

| STATISTIC | TOTAL |
|------------------------|-------|
| Total Seasons Played | 20 |
| Pro Bowls | 12 |
| All-Pro Selections | 6 |
| Games Played | 298 |
| Sacks | 177.0 |
| Quarterback Hits | 372 |
| Tackles For Loss | 225 |
| Forced Fumbles | 35 |
| Strip Sacks | 24 |
| Fumble Recoveries | 17 |
| Interceptions | 9 |
| Seasons of 12.0+ Sacks | 6 |
| Seasons of 10.0+ Sacks | 8 |

- Watt has 96.5 sacks in his career, while Heyward has 80.5 sacks. The Steelers became the first team to feature multiple players with 80.0+ career sacks since the Arizona Cardinals (J.J. Watt/Chandler Jones) in 2021.
- Heyward and Watt are one of five current set of teammates in the NFL with 50.0+ career sacks.

TEAMS WITH MULTIPLE PLAYERS WITH 50+ CAREER SACKS

| TEAM | NAME | SACKS |
|---------------------|-----------------|-------|
| Pittsburgh Steelers | T.J. Watt | 94.5 |
| | Cameron Heyward | 80.5 |
| | Markus Golden | 50.0 |
| Cleveland Browns | Myles Garrett | 88.5 |
| | Za'Darius Smith | 60.0 |
| L.A. Chargers | Khalil Mack | 100.5 |
| | Joey Bosa | 67.0 |
| Philadelphia Eagles | Brandon Graham | 73.0 |
| | Fletcher Cox | 70.0 |
| | Haason Reddick | 58.0 |
| Buffalo Bills | Von Miller | 123.5 |
| | Leonard Floyd | 58.0 |

- Heyward and Watt are the only current set of teammates in the NFL with 75.0+ career sacks.

TEAMS FEATURING MULTIPLE PLAYERS WITH 75+ CAREER SACKS

| TEAM | NAME | SACKS |
|---------------------|-----------------|-------|
| Pittsburgh Steelers | Cameron Heyward | 80.5 |
| | T.J. Watt | 94.5 |

THREE OF A KIND

- Since 2020, only one team has had three players with at least 26.5 sacks, 59 quarterback hits and 40 tackles for loss. Pittsburgh’s **T.J. Watt**, **Cameron Heyward** and **Alex Highsmith** each meet the criteria above.

THREE TEAMMATES WITH 26.5 SACKS, 59 QBH, 40 TFL – SINCE 2020

| TEAM | NAME | SACKS | QBH | TFL |
|---------------------|-----------------|-------|-----|-----|
| Pittsburgh Steelers | T.J. Watt | 62.0 | 128 | 71 |
| | Cameron Heyward | 26.5 | 61 | 42 |
| | Alex Highsmith | 29.5 | 59 | 40 |

STEELERS DEFENSE NO STRANGER TO ENDZONE

- Pittsburgh recorded multiple defensive TDs in Week 2 vs. Cleveland, which was the first time since Week 14 of 2010 (vs. Cincinnati) when LaMarr Woodley (14 yards) and Troy Polamalu (45 yards) had interception returns for TD.
- The Steelers have had multiple defensive TDs in a game three times since 2000.

STEELERS GAME WITH MULTIPLE DEFENSIVE SCORES – SINCE 2000

| DATE | DEFENSIVE SCORE | OPP. | RESULT |
|------------|----------------------------|---------|----------|
| 09/18/2023 | T.J. Watt 16-yard FR | vs. CLE | W, 26-22 |
| 09/18/2023 | Alex Highsmith 30-yard INT | vs. CLE | W, 26-22 |
| 12/12/2010 | LaMarr Woodley 14-yard INT | vs. CIN | W, 23-7 |
| 12/12/2010 | Troy Polamalu 45-yard INT | vs. CIN | W, 23-7 |
| 10/25/2009 | LaMarr Woodley 77-yard FR | vs. MIN | W, 27-17 |
| 10/25/2009 | Keyaron Fox 82-yard INT | vs. MIN | W, 27-17 |

- On the next page is a look at Pittsburgh’s most recent defensive scores. The Steelers are 58-5 (.921) when producing a defensive score. Pittsburgh is 49-4 (.925) when scoring a defensive TD and 9-1 (.900) when recording a safety.

STEELERS DEFENSIVE SCORES – SINCE 2000

| DATE | DEFENSIVE SCORE | OPP. | RESULT |
|------------|---------------------------------------|---------|---------------|
| 09/18/2023 | T.J. Watt 16-yard FR | vs. CLE | W, 26-22 |
| 09/18/2023 | Alex Highsmith 30-yard INT | vs. CLE | W, 26-22 |
| 09/11/2022 | Minkah Fitzpatrick 31-yard INT | at CIN | W, 23-20 (ot) |
| 12/02/2020 | Joe Haden 14-yard INT | vs. BLT | W, 19-14 |
| 11/01/2020 | Robert Spillane 33-yard INT | at BLT | W, 28-24 |
| 10/18/2020 | Minkah Fitzpatrick 33-yard INT | vs. CLE | W, 38-7 |
| 09/20/2020 | Derek Watt safety (Sam Martin) | vs. DEN | W, 26-21 |
| 11/10/2019 | Minkah Fitzpatrick 43-yard FR | vs. LAR | W, 17-12 |
| 11/03/2019 | Minkah Fitzpatrick 96-yard INT | vs. IND | W, 26-24 |
| 10/13/2019 | Devin Bush 9-yard FR | at LAC | W, 24-17 |
| 11/08/2018 | Vince Williams 17-yard INT | vs. CAR | W, 52-21 |
| 10/28/2018 | Team safety | vs. CLE | W, 33-18 |
| 10/07/2018 | L.J. Fort 0-yard FR | vs. ATL | W, 41-17 |
| 09/24/2018 | Bud Dupree 10-yard INT | at TB | W, 30-27 |
| 09/16/2018 | Artie Burns safety (Kareem Hunt) | vs. KC | L, 42-37 |
| 10/15/2017 | Team safety | at KC | W, 19-13 |
| 12/04/2016 | Team safety | vs. NYG | W, 24-14 |
| 11/20/2016 | Javon Hargrave 0-yard FR | at CLE | W, 24-9 |
| 12/13/2015 | William Gay 23-yard INT | at CIN | W, 33-20 |
| 10/12/2015 | Valentino Blake 70-yard INT | at SD | W, 24-20 |
| 12/14/2014 | William Gay 52-yard INT | at ATL | W, 27-20 |
| 11/17/2014 | William Gay 28-yard INT | at TEN | W, 27-24 |
| 10/26/2014 | Team safety | vs. IND | W, 51-34 |
| 10/26/2014 | William Gay 33-yard INT | vs. IND | W, 51-34 |
| 10/05/2014 | Brice McCain 22-yard INT | at JAX | W, 17-9 |
| 09/21/2014 | Robert Golden 0-yard FR | at CAR | W, 37-19 |
| 12/22/2013 | Cortez Allen 40-yard INT | at GB | W, 38-31 |
| 12/08/2013 | Troy Polamalu 19-yard INT | vs. MIA | L, 34-28 |
| 11/24/2013 | William Gay 21-yard INT | at CLE | W, 27-11 |
| 11/25/2012 | Lawrence Timmons 53-yard INT | at CLE | L, 20-14 |
| 10/23/2011 | Team safety | at ATL | W, 32-20 |
| 09/25/2011 | Troy Polamalu 16-yard FR | at IND | W, 23-20 |
| 12/12/2010 | LaMarr Woodley 14-yard INT | vs. CIN | W, 23-7 |
| 12/12/2010 | Troy Polamalu 45-yard INT | vs. CIN | W, 23-7 |
| 09/26/2010 | Brett Keisel 79-yard INT | at TB | W, 38-13 |
| 11/09/2009 | Robert Ayers Jr. 54-yard FR | at DEN | W, 28-10 |
| 10/25/2009 | LaMarr Woodley 77-yard FR | vs. MIN | W, 27-17 |
| 10/25/2009 | Keyaron Fox 82-yard INT | vs. MIN | W, 27-17 |
| 12/28/2008 | Tyronne Carter 32-yard INT | vs. CLE | W, 31-0 |
| 12/07/2008 | Deshea Townsend 25-yard INT | vs. DAL | W, 20-13 |
| 11/16/2008 | James Harrison safety (Philip Rivers) | vs. SD | W, 11-10 |
| 09/29/2008 | LaMarr Woodley 7-yard FR | vs. BLT | W, 23-20 (ot) |
| 12/20/2007 | Ike Taylor 51-yard INT | at STL | W, 41-24 |
| 09/23/2007 | Bryant McFadden 50-yard INT | vs. SF | W, 37-16 |
| 10/15/2006 | Rian Wallace 30-yard INT | vs. KC | W, 45-7 |
| 09/07/2006 | Joey Porter 42-yard INT | vs. MIA | W, 28-17 |
| 12/18/2005 | Larry Foote safety (Michael Bennett) | at MIN | W, 18-3 |
| 11/06/2005 | Troy Polamalu 77-yard FR | at GB | W, 20-10 |
| 01/02/2005 | James Harrison 14-yard FR | at BUF | W, 29-24 |
| 11/21/2004 | James Farrior 14-yard INT | at CIN | W, 19-14 |
| 11/14/2004 | Russell Stuvaints 24-yard FR | at CLE | W, 24-10 |
| 10/31/2004 | Deshea Townsend 39-yard INT | vs. NE | W, 34-20 |
| 10/03/2004 | Troy Polamalu 26-yard INT | vs. CIN | W, 28-17 |
| 12/21/2003 | Deshea Townsend 25-yard INT | vs. SD | W, 40-24 |
| 09/14/2003 | Chad Scott 26-yard INT | at KC | L, 41-20 |
| 12/23/2002 | Chad Scott 30-yard INT | at TB | W, 17-7 |
| 01/06/2002 | Troy Edwards 32-yard FR | vs. CLE | W, 28-7 |
| 12/23/2001 | Jason Gildon 27-yard FR | vs. DET | W, 47-14 |
| 11/25/2001 | Chad Scott 45-yard INT | at TEN | W, 34-24 |
| 10/14/2001 | Chad Scott 61-yard INT | at KC | W, 20-17 |
| 09/23/2001 | Dwaine Washington 61-yard FR | at BUF | W, 20-3 |
| 11/26/2000 | Jason Gildon 22-yard FR | at CIN | W, 48-28 |
| 11/12/2000 | Joey Porter 32-yard FR | vs. PHI | L, 26-23 (ot) |
| 10/15/2000 | Joey Porter safety (Scott Mitchell) | vs. CIN | W, 15-0 |

TAKE DOWN FOR WATT

- LB **T.J. Watt** is the first player since 1982, when the individual sack became an official statistic, to lead the League in sacks three times (2020, 2021 and 2023).
- Watt surpassed his brother J.J. Watt, Reggie White, DeMarcus Ware, Michael Strahan, Kevin Greene, Mark Gastineau and Jared Allen, who each led the League in sack twice.
- Watt is the second player since 1982, when the individual sack became an official statistic, with at least 19.0 sacks, 19 tackles for loss, 36 quarterback hits, four forced fumbles and three fumble recoveries in the same season.
- Watt is the first player to do it twice.

| NAME | YEAR | SACKS | TFL | QBH | FF | FR |
|-----------|------|-------|-----|-----|----|----|
| T.J. Watt | 2023 | 19.0 | 19 | 36 | 4 | 3 |
| T.J. Watt | 2021 | 22.5 | 21 | 39 | 5 | 3 |
| J.J. Watt | 2014 | 20.5 | 29 | 50 | 4 | 5 |

- J.J. Watt's 2012 NFL Defensive Player of the Year season is widely considered one of the best defensive seasons in League history.
- How does T.J. Watt's 2023 season compare?

| STAT | J.J. WATT (2012) | T.J. WATT (2023) |
|-------------------|------------------|------------------|
| Sacks | 20.5 | 19.0 |
| Tackles for Loss | 39 | 19 |
| QB Hits | 43 | 36 |
| Forced Fumbles | 4 | 4 |
| Fumble Recoveries | 2 | 3 |
| Passes Defensed | 16 | 8 |
| Interceptions | 0 | 1 |
| Defensive TDs | 0 | 1 |

- Watt ranked in the top-five in the NFL in sacks, tackles for loss, quarterback hits, forced fumbles and fumble recoveries in 2023, which marked the season time in three years (2021, 2023) he has done so in the game season.
- J.J. Watt is the only other player to accomplish the feat since 2012.

NFL TOP FIVE IN SACKS, TFL, QBH, FF AND FR – SINCE 2012

| PLAYER | SCK | RK | TFL | RK | QBH | RK | FF | RK | FR | RK |
|----------------|------|----|-----|-----|-----|----|----|-----|----|-----|
| T.J. Watt 2023 | 19.0 | 1 | 19 | 5 | 36 | 1 | 4 | t-5 | 3 | t-3 |
| T.J. Watt 2021 | 22.5 | 1 | 21 | t-1 | 39 | 1 | 5 | t-5 | 3 | t-1 |
| J.J. Watt 2014 | 20.5 | 2 | 29 | 1 | 51 | 1 | 4 | t-3 | 5 | 1 |

- Watt played in his 100th NFL game vs. New England in Week 14 of 2023. Here's an interesting look where he ranked in sacks, tackles for loss, quarterback hits, strip sacks, forced fumbles and fumble recoveries among NFL players over their first 100 career games played.

NFL LEADERS – FIRST 100 GAMES PLAYED

| CATEGORY | T.J. WATT (RANK) | LEADER |
|-------------------|------------------|----------------------|
| Sacks | 91.5 (2nd) | 105.0 (Reggie White) |
| Tackles for Loss | 102 (t-4th) | 150 (J.J. Watt) |
| Quarterback Hits | 189 (2nd) | 238 (J.J. Watt) |
| Forced Fumbles | 26 (t-4th) | 35 (Dwight Freeney) |
| Fumble Recoveries | 10 (t-11th) | 13 (J.J. Watt) |
| Strip Sacks | 19 (t-7th) | 31 (Robert Mathis) |

- Watt ranks among the top 10 active players in sacks (6th), tackles for loss (t-9th), quarterback hits (5th), forced fumbles (t-3rd), fumble recoveries (t-8th) and strip sacks (2nd).

ACTIVE NFL LEADERS

| CATEGORY | T.J. WATT (RANK) | LEADER |
|-------------------|------------------|--------------------|
| Sacks | 96.5 (6th) | 123.5 (Von Miller) |
| Tackles for Loss | 107 (t-9th) | 176 (Aaron Donald) |
| Quarterback Hits | 198 (5th) | 259 (Aaron Donald) |
| Forced Fumbles | 27 (t-3rd) | 30 (Khalil Mack) |
| Fumble Recoveries | 10 (t-8th) | 18 (Lavonte David) |
| Strip Sacks | 20 (2nd) | 23 (Khalil Mack) |

- Watt became the fourth player since 1982 with at least 19.0 sacks in two of his first seven NFL seasons, joining DeMarcus Ware, his brother, J.J. Watt and Mark Gastineau.
- Watt is the first player in franchise history with at least 19.0 sacks in multiple seasons.
- His two seasons with at least 19.0 sacks are tied for the most in NFL history by a player in their first seven seasons in the League.

MOST 19.0+ SACK SEASONS IN FIRST SEVEN YEARS – SINCE 1982

| RANK | PLAYER | SEASONS |
|------|----------------|---------|
| 1. | T.J. Watt | 2 |
| | DeMarcus Ware | 2 |
| | J.J. Watt | 2 |
| | Mark Gastineau | 2 |

- His two seasons with at least 19.0 sacks are tied for the most in NFL history.

MOST 19.0+ SACK SEASONS – SINCE 1982

| RANK | PLAYER | SEASONS |
|------|----------------|---------|
| 1. | T.J. Watt | 2 |
| | DeMarcus Ware | 2 |
| | J.J. Watt | 2 |
| | Mark Gastineau | 2 |

- Watt is one of five players in NFL history with at least 96.5 sacks, 107 tackles for loss, 198 quarterback hits, 27 forced fumbles, 10 fumble recoveries and 20 strip sacks.

| NAME | SACKS | TFL | QBH | FF | FR | STRIP SACKS |
|----------------|-------|-----|-----|----|----|-------------|
| Julius Peppers | 158.5 | 109 | 204 | 51 | 21 | 39 |
| Terrell Suggs | 139.0 | 142 | 215 | 39 | 15 | 35 |
| Chandler Jones | 112.0 | 121 | 210 | 34 | 13 | 30 |
| Jared Allen | 136.0 | 115 | 236 | 31 | 19 | 26 |
| T.J. Watt | 96.5 | 107 | 198 | 27 | 10 | 20 |

- Watt surpassed J.J. Watt (87.5 sacks) for the second-most by a player in his first 100 career games since 1982.

MOST SACKS IN FIRST 100 GAMES PLAYED – SINCE 1982

| RANK | PLAYER. TEAM | SACKS |
|------|-----------------------------------|-------|
| 1. | Reggie White, Philadelphia Eagles | 105.0 |
| 2. | T.J. Watt, Pittsburgh Steelers | 91.5 |
| 3. | J.J. Watt, Houston Texans | 87.5 |
| | Myles Garrett, Cleveland Browns | 87.5 |
| 5. | DeMarcus Ware, Dallas Cowboys | 85.0 |

- Watt had 19.0 sacks this season and was the fourth player since 1982, when the individual sack became an official statistic, with at least 15.0 sacks in three of his first seven seasons, joining Pro Football Hall of Famer Reggie White (four seasons), DeMarcus Ware (three seasons) and brother J.J. Watt (three seasons).
- Watt's three seasons with at least 15.0 sacks are the most by a Steelers player in their first seven seasons in the League.

MOST SEASONS BY STEELERS WITH 15.0+ SACKS IN FIRST SEVEN YEARS – SINCE 1982

| RANK | PLAYER | SEASONS |
|------|-----------------------|---------|
| 1. | T.J. Watt | 3 |
| 2. | Two players tied with | 1 |

- His three seasons with at least 15.0 sacks are tied for the second-most in NFL history by a player in their first seven seasons in the League.

MOST 15.0+ SACK SEASONS IN FIRST SEVEN YEARS – SINCE 1982

| RANK | PLAYER | SEASONS |
|------|----------------------|---------|
| 1. | Reggie White | 4 |
| 2. | T.J. Watt | 3 |
| | DeMarcus Ware | 3 |
| | J.J. Watt | 3 |
| 5. | 13 players tied with | 2 |

- His three seasons with at least 15.0 sacks are tied for the third-most in NFL history.

MOST 15.0+ SACK SEASONS – SINCE 1982

| RANK | PLAYER | SEASONS |
|------|-----------------------------|---------|
| 1. | Reggie White | 5 |
| 2. | J.J. Watt | 4 |
| 3. | T.J. Watt | 3 |
| | Six other players tied with | 3 |

- Watt's 19.0 sacks were the most in the NFL in 2023.

NFL SACK LEADERS – 2023

| RANK | PLAYER. TEAM | SACKS |
|------|--------------------------------------|-------|
| 1. | T.J. Watt, Pittsburgh Steelers | 19.0 |
| 2. | Trey Hendrickson, Cincinnati Bengals | 17.5 |
| | Josh Allen, Jacksonville Jaguars | 17.5 |
| 4. | Khalil Mack, L.A. Chargers | 17.0 |
| 5. | Danielle Hunter, Minnesota Vikings | 16.5 |

- Watt has registered 52.0 sacks in the second half/OT since the start of the 2017 season, which are the most in the NFL.

MOST SACKS IN SECOND HALF/OVERTIME – SINCE 2017

| RANK | PLAYER. TEAM | SACKS |
|------|------------------------------------|-------|
| 1. | T.J. Watt, Pittsburgh Steelers | 52.0 |
| 2. | Aaron Donald, L.A. Rams | 51.0 |
| 3. | Myles Garrett, Cleveland Browns | 43.5 |
| 4. | Khalil Mack, L.A. Chargers | 38.5 |
| 5. | Danielle Hunter, Minnesota Vikings | 37.5 |
| | Chris Jones, Kansas City Chiefs | 37.5 |

- Watt recorded eight tackles (six solo), two quarterback hits, three tackles for loss and 2.0 sacks in Week 18 at Baltimore.
- His 15 games with at least two quarterback hits, two tackles for loss and 2.0 sacks are tied for the most since the start of the 2017 season.

MOST GAMES WITH 2+ QBH, 2+ TFL, 2.0+ SACKS – SINCE 2017

| RANK | PLAYER. TEAM | GAMES |
|------|------------------------------------|-------|
| 1. | T.J. Watt, Pittsburgh Steelers | 15 |
| | Cameron Jordan, New Orleans Saints | 15 |
| | Aaron Donald, L.A. Rams | 15 |
| 4. | Three players tied with | 11 |

- Watt, in his 104th career game (Week 18 at Baltimore), recorded his 22nd career game with at least 2.0 sacks and became the fourth player since 1982, when the individual sack became an official statistic, to record at least 2.0 sacks in 22 or more games in his first seven seasons in the NFL, joining Pro Football Hall of Famers Reggie White (30 games), Simeon Rice (23), Richard Dent (23) and Jared Allen (22).

MOST 2.0+ SACK GAMES IN FIRST SEVEN NFL SEASONS – SINCE 1982

| RANK | PLAYER, TEAM | GAMES |
|------|-----------------------------------|-------|
| 1. | Reggie White, Philadelphia Eagles | 30 |
| 2. | Simeon Rice, Tampa Bay Buccaneers | 23 |
| | Richard Dent, Chicago Bears | 23 |
| 4. | T.J. Watt, Pittsburgh Steelers | 22 |
| | Jared Allen, Minnesota Vikings | 22 |

- Watt has 1.0 sack in 60 career games, which is tied for the fourth-most career games with at least 1.0 sack in a player's first seven NFL seasons since 1982, when the individual sack became an official statistic. Only Pro Football Hall of Famers DeMarcus Ware (68 games) and Reggie White (63) as well as Von Miller (61) have more.

MOST 1.0+ SACK GAMES IN FIRST SEVEN NFL SEASONS – SINCE 1982

| RANK | PLAYER, TEAM | GAMES |
|------|-----------------------------------|-------|
| 1. | DeMarcus Ware, Dallas Cowboys | 68 |
| 2. | Reggie White, Philadelphia Eagles | 63 |
| 3. | Von Miller, Denver Broncos | 61 |
| 4. | T.J. Watt, Pittsburgh Steelers | 60 |
| | Myles Garrett, Cleveland Browns | 60 |

- Watt recorded a sack in 13 of 17 games in 2023, with multiple sacks in seven games.
- Watt intercepted a pass from Rams QB Matthew Stafford at the Rams' 31-yard line and returned it 24 yards to setup a Steelers' touchdown that gave them a 10-9 third-quarter lead in Week 7.
- Watt registered his first interception of the season and seventh of his career (2017-23).
- Watt is the fourth player since 1982, when the individual sack became an official statistic, to register 90.0 or more sacks, 25 or more forced fumbles and seven or more interceptions.

NFL PLAYERS WITH 90-25-7 IN CAREER – SINCE 1982

| RANK | PLAYER | SACKS | FF | INT |
|------|----------------|-------|----|-----|
| 1. | T.J. Watt | 94.5 | 27 | 7 |
| 2. | Julius Peppers | 158.5 | 31 | 11 |
| 3. | Terrell Suggs | 139.0 | 39 | 7 |
| 4. | Jason Taylor | 139.5 | 42 | 8 |

- Watt is the first player since 1982, when the individual sack became an official statistic, to register 85.0 or more sacks, 25 or more forced fumbles and seven or more interceptions in his first 100 career games.

FEWEST GAMES TO 85-25-7 IN NFL CAREER - SINCE 1982

| RANK | PLAYER | GAMES |
|------|----------------|-------|
| 1. | T.J. Watt | 93 |
| 2. | Julius Peppers | 123 |
| 3. | Terrell Suggs | 150 |
| 4. | Jason Taylor | 157 |

- Watt registered two sacks and a fumble recovery in the Steelers' 17-10 win over Baltimore in Week 5.

- Watt, who had three sacks and a fumble recovery in Week 1 and one sack with one fumble recovery in Week 2, is the first player since 1982, when the individual sack became an official statistic, with a sack and fumble recovery in three of his team's first five games of a season.
- Watt, who had 26 forced fumbles and 10 fumble recoveries in his first 100 career games, is the third player since 2000 with at least 25 forced fumbles and 10 fumble recoveries in his first 100 games (Robert Mathis and Osi Umenyiora).
- Watt is the first player to record 6.0 sacks and have a defensive TD in a team's first three games of a season since individual sacks were first tracked in 1982.
- Watt registered a career-high 4.0 sacks vs. Cleveland in Week 17 of the 2021 season.

MOST SACKS IN SINGLE-GAME – FRANCHISE HISTORY

| RANK | PLAYER (DATE, OPP.) | SACKS |
|------|--|-------|
| 1. | Joe Greene (12/10/72 at Houston) | 5.0 |
| 2. | Chad Brown (10/13/96 vs. Cincinnati) | 4.5 |
| | L.C. Greenwood (11/25/79 vs. Cleveland) | 4.5 |
| 4. | T.J. Watt (01/03/22 vs. Cleveland) | 4.0 |
| | Joey Porter (10/14/01 at Tampa Bay) | 4.0 |
| | Jerrol Williams (12/22/91 vs. Cleveland) | 4.0 |
| | Edmund Nelson (09/16/84 vs. L.A. Rams) | 4.0 |
| 8. | T.J. Watt (12/05/21 vs. Baltimore) | 3.5 |
| | James Harrison (11/05/07 vs. Baltimore) | 3.5 |
| | Keith Willis (10/23/83 at Seattle) | 3.5 |

- Watt registered four tackles (two solo), four quarterback hits, two tackles for loss, 1.0 sack, one pass defended and one fumble recovery (returned for a TD) in Week 2 vs. Cleveland.
- Watt registered five tackles (five solo), 3.0 sacks, two forced fumbles, one fumble recovery, one strip sack, one tackle for loss, one pass defended and five quarterback hits in the Week 1 matchup with San Francisco.
- Watt is the first player since 1982, when the individual sack became an official statistic by the NFL, to register such a stat line.

ONLY NFL PLAYER TO DO THE FOLLOWING – SINCE 1982

| | SACKS | FF | FR | STRIP SACK | TFL | PD | QBH |
|-----------|-------|----|----|------------|-----|----|-----|
| T.J. Watt | 3.0 | 2 | 1 | 1.0 | 1 | 1 | 5 |

- Watt owns the franchise record with 96.5 career sacks.

STEELERS CAREER SACK LEADERS – SINCE 1982

| RANK | PLAYER, YEARS | SACKS |
|------|--|-------|
| 1. | T.J. Watt, 2017-23 | 96.5 |
| 2. | Cameron Heyward, 2011-23 | 80.5 |
| | James Harrison, 2002, 2004-12, 2014-17 | 80.5 |
| 4. | Jason Gildon, 1994-2003 | 77.0 |
| 5. | L.C. Greenwood, 1969-81 | 73.5 |

- In Week 15 of 2022 at Carolina, Watt – appearing in his 84th career game – became the third-fastest player to reach 75.0 NFL sacks since 1982, when the individual sack became an official statistic, trailing only Pro Football Hall of Famer Reggie White (65 games) and his brother J.J. Watt (83 games).

FEWEST GAMES TO 75.0 SACKS IN NFL CAREER - SINCE 1982

| RANK | PLAYER | GAMES |
|------|--------------|-------|
| 1. | Reggie White | 65 |
| 2. | J.J. Watt | 83 |
| 3. | T.J. Watt | 84 |
| 4. | Bruce Smith | 85 |
| 5. | Von Miller | 90 |

- Watt is the only player since 1982 with 75.0 or more sacks and seven or more interceptions in his first seven NFL seasons.
- Watt is the only player to accomplish the feat in their first 100 games since 1982.
- Watt is the only player since 1982 to register 80.0 or more sacks and 16 takeaways in their first 100 career games.
- Watt is off to a record-setting pace for sacks to open his NFL career. He has averaged 0.94 sacks/game since entering the League back in 2017, which is the best in NFL history (min. 100 games started).

SACKS PER GAME LEADERS IN NFL HISTORY (MIN. 100 GAMES STARTED)

| RANK | PLAYER | SACKS/GM |
|------|-----------------|----------|
| 1. | T.J. Watt | 0.94 |
| 2. | Reggie White | 0.85 |
| 3. | Lawrence Taylor | 0.79 |
| 4. | DeMarcus Ware | 0.78 |
| 5. | Dexter Manley | 0.77 |

- Watt (96.5) recently surpassed Aaron Donald (85.5 sacks) for the third-most sacks by a player in his first seven seasons since 1982.

MOST SACKS IN FIRST SEVEN SEASONS IN NFL HISTORY

| RANK | PLAYER, YEARS | SACKS |
|------|-------------------------|-------|
| 1. | Reggie White, 1985-1991 | 110.0 |
| 2. | DeMarcus Ware, 2005-11 | 99.5 |
| 3. | T.J. Watt, 2017-23 | 96.5 |
| 4. | Aaron Donald, 2014-2020 | 85.5 |
| 5. | Derrick Thomas, 1989-95 | 85.0 |
| 6. | Von Miller, 2011-17 | 83.5 |
| 7. | Jared Allen, 2004-10 | 83.0 |
| 8. | Richard Dent, 1983-89 | 81.0 |
| 9. | Bruce Smith, 1985-1991 | 79.0 |
| 10. | Simeon Rice, 1996-2002 | 77.5 |

- Watt led the NFL with 22.5 sacks, tied with Pro Football Hall of Famer Michael Strahan (22.5 sacks in 2001) for the most in a season since 1982, when the individual sack became an official statistic.
- Watt was the fifth player to reach 22.0 sacks in a single season since 1982, when the individual sack became an official NFL statistic.

NFL SINGLE-SEASON SACK LEADERS

| RANK | PLAYER, YEAR | SACKS |
|------|-----------------------|-------|
| 1. | T.J. Watt, 2021 | 22.5 |
| | Michael Strahan, 2001 | 22.5 |
| 3. | Jared Allen, 2011 | 22.0 |
| | Mark Gastineau, 1984 | 22.0 |
| | Justin Houston, 2014 | 22.0 |
| 6. | Chris Doleman, 1989 | 21.0 |
| | Reggie White, 1987 | 21.0 |
| 8. | Aaron Donald, 2018 | 20.5 |
| | Lawrence Taylor, 1986 | 20.5 |
| | J.J. Watt, 2012 | 20.5 |
| | J.J. Watt, 2014 | 20.5 |

- Watt was the 12th player (13th season) to reach 20.0 sacks in a single season since 1982, when the individual sack became an official NFL statistic.
- Watt's 22.5 sacks in 2021, not only led the NFL but are the most in single-season franchise history (James Harrison, 16.0, 2008). His previous single-season high in sacks was 15.0 in 2020.
- Watt is the only player in franchise history with 13.0 or more sacks in multiple seasons (and he's done it in five times).

STEELERS SINGLE-SEASON SACK LEADERS

| RANK | PLAYER, YEAR | SACKS |
|------|-------------------------|-------|
| 1. | T.J. Watt, 2021 | 22.5 |
| 2. | T.J. Watt, 2023 | 19.0 |
| 3. | James Harrison, 2008 | 16.0 |
| 4. | T.J. Watt, 2020 | 15.0 |
| | Mike Merriweather, 1984 | 15.0 |
| 6. | T.J. Watt, 2019 | 14.5 |
| | Alex Highsmith, 2022 | 14.5 |
| 8. | Kevin Greene, 1994 | 14.0 |
| | Keith Willis, 1983 | 14.0 |
| 10. | LaMarr Woodley, 2009 | 13.5 |
| | Jason Gildon, 2000 | 13.5 |

- Watt has sacked QB Baker Mayfield 8.5 times in his career, more than he's sacked any other quarterback. Watt has brought down 43 different passers in his career, including 27 more than once.
- Below is a look at his career regular-season sacks by quarterback:

| SACKS | PLAYER | MOST RECENT |
|-------|--------------------------|-----------------------------------|
| 8.5 | Baker Mayfield | vs. Cleveland, Jan. 3, 2022 |
| 7.5 | Lamar Jackson | vs. Baltimore, Dec. 5, 2021 |
| 4.0 | Tyler Huntley | at Baltimore, Jan. 6, 2023 |
| 3.5 | Jeff Driskel | vs. Denver, Sept. 20, 2020 |
| 3.5 | Joe Burrow | vs. Cincinnati, Nov. 20, 2022 |
| 3.0 | Brock Purdy | vs. San Francisco, Sept. 10, 2023 |
| 3.0 | Jared Goff | vs. Detroit, Nov. 14, 2021 |
| 3.0 | Justin Fields | vs. Chicago, Nov. 8, 2021 |
| 3.0 | Phillip Rivers | vs. Indianapolis, Dec. 27, 2020 |
| 3.0 | Blake Bortles | at Jacksonville, Nov. 18, 2018 |
| 3.0 | Matt Ryan | vs. Atlanta, Oct. 7, 2018 |
| 3.0 | Tyrod Taylor | at Cleveland, Sept. 9, 2018 |
| 3.0 | DeShone Kizer | vs. Cleveland, Dec. 31, 2017 |
| 2.5 | Jake Browning | vs. Cincinnati, Dec. 23, 2023 |
| 2.5 | Sam Darnold | at N.Y. Jets, Dec. 22, 2019 |
| 2.5 | Josh Allen | at Buffalo, Sept. 12, 2022 |
| 2.5 | Ryan Tannehill | vs. Tennessee, Dec. 19, 2021 |
| 2.5 | Robert Griffin III | vs. Baltimore, Dec. 2, 2020 |
| 2.5 | Andy Dalton | vs. Cincinnati, Sept. 30, 2019 |
| 2.5 | Deshawn Watson | vs. Cleveland, Jan. 8, 2023 |
| 2.0 | Gardner Minshew | at Indianapolis, Dec. 16, 2023 |
| 2.0 | Jimmy Garropolo | at Las Vegas, Sept. 24, 2023 |
| 2.0 | Geno Smith | vs. Seattle, Oct. 17, 2021 |
| 2.0 | Aaron Rodgers | at Green Bay, Oct. 3, 2021 |
| 2.0 | Ryan Finley | at Cincinnati, Dec. 21, 2020 |
| 2.0 | Ryan Fitzpatrick | vs. Miami, Oct. 28, 2019 |
| 1.5 | Brian Hoyer | vs. Indianapolis, Nov. 3, 2019 |
| 1.0 | Dorian Thompson-Robinson | at Cleveland, Nov. 19, 2023 |
| 1.0 | Jordan Love | vs. Green Bay, Nov. 12, 2023 |
| 1.0 | Will Levis | vs. Tennessee, Nov. 2, 2023 |
| 1.0 | Anthony Brown | vs. Baltimore, Dec. 11, 2022 |
| 1.0 | Derek Carr | vs. Las Vegas, Sept. 19, 2021 |
| 1.0 | Alex Smith | vs. Washington, Dec. 7, 2020 |
| 1.0 | Carson Wentz | vs. Philadelphia, Oct. 11, 2020 |
| 1.0 | Russell Wilson | vs. Seattle, Sept. 15, 2019 |
| 1.0 | Drew Brees | at New Orleans, Dec. 23, 2018 |
| 1.0 | Tom Brady | vs. New England, Dec. 16, 2018 |
| 1.0 | Cam Newton | at Carolina, Nov. 8, 2018 |
| 1.0 | Joe Flacco | vs. Baltimore, Dec. 10, 2017 |
| 1.0 | Brett Hundley | vs. Green Bay, Nov. 26, 2017 |
| 0.5 | Kylar Murray | vs. Arizona, Dec. 3, 2023 |
| 0.5 | Trevor Lawrence | vs. Jacksonville, Oct. 29, 2023 |
| 0.5 | Garrett Gilbert | at Dallas, Nov. 8, 2020 |

- Watt has registered at least half a sack against 27 different teams, at least 1.0 sack against 24 teams and multiple sacks against 17 teams.
- Below is a look at his career regular-season sacks by opponent:

| SACKS | TEAM | MOST RECENT |
|-------|-----------------------|-----------------------------------|
| 17.0 | Cleveland Browns | vs. Cleveland, Jan. 8, 2023 |
| 16.0 | Baltimore Ravens | vs. Baltimore, Dec. 11, 2022 |
| 12.0 | Cincinnati Bengals | vs. Cincinnati, Dec. 23, 2023 |
| 5.5 | Indianapolis Colts | at Indianapolis, Dec. 16, 2023 |
| 4.0 | Green Bay Packers | vs. Green Bay, Nov. 12, 2023 |
| 3.5 | Tennessee Titans | vs. Tennessee, Dec. 19, 2021 |
| 3.5 | Jacksonville Jaguars | vs. Jacksonville, Oct. 29, 2023 |
| 3.0 | Las Vegas Raiders | vs. Las Vegas, Sept. 19, 2021 |
| 3.0 | San Francisco 49ers | vs. San Francisco, Sept. 10, 2023 |
| 3.0 | Seattle Seahawks | vs. Seattle, Oct. 17, 2021 |
| 3.0 | Atlanta Falcons | vs. Atlanta, Oct. 7, 2018 |
| 3.0 | Chicago Bears | vs. Chicago, Nov. 8, 2021 |
| 2.5 | Carolina Panthers | at Carolina, Dec. 18, 2020 |
| 2.5 | Denver Broncos | vs. Denver, Sept. 20, 2020 |
| 2.5 | Buffalo Bills | at Buffalo, Sept. 17, 2022 |
| 2.0 | Miami Dolphins | vs. Miami, Oct. 28, 2019 |
| 2.0 | L.A. Rams | vs. L.A. Rams, Nov. 10, 2019 |
| 1.0 | Houston Texans | vs. Houston, Sept. 27, 2020 |
| 1.0 | Philadelphia Eagles | vs. Philadelphia, Oct. 11, 2020 |
| 1.0 | Washington Commanders | vs. Washington, Dec. 7, 2020 |
| 1.0 | New England Patriots | vs. New England, Dec. 16, 2018 |
| 1.0 | N.Y. Jets | at N.Y. Jets, Dec. 22, 2019 |
| 1.0 | New Orleans Saints | at New Orleans, Dec. 23, 2018 |
| 1.0 | Detroit Lions | vs. Detroit, Nov. 14, 2021 |
| 0.5 | Arizona Cardinals | vs. Arizona, Dec. 3, 2023 |
| 0.5 | Dallas Cowboys | at Dallas, Nov. 8, 2020 |
| 0.5 | L.A. Chargers | at L.A. Chargers, Oct. 13, 2019 |
| 0.0 | New York Giants | - |
| 0.0 | Kansas City Chiefs | - |
| 0.0 | Tampa Bay Buccaneers | - |
| 0.0 | Minnesota Vikings | - |

- Watt's 96.5 career sacks are the most in the NFL since the start of the 2017 season.

NFL SACK LEADERS – SINCE 2017

| RANK | PLAYER | SACKS |
|------|---------------|-------|
| 1. | T.J. Watt | 96.5 |
| 2. | Myles Garrett | 88.5 |
| 3. | Aaron Donald | 83.0 |
| 4. | Chris Jones | 73.5 |
| 5. | Khalil Mack | 71.5 |

- Watt has recorded 62.0 sacks in 54 career games at Acrisure Stadium. He has collected at least half a sack in 38 of the last 44 home games. No player has registered more sacks over the first 54 career home games in NFL history.

MOST SACKS IN NFL HISTORY OVER FIRST 54 CAREER HOME GAMES

| RANK | PLAYER | SACKS |
|------|----------------|-------|
| 1. | T.J. Watt | 61.0 |
| 2. | Derrick Thomas | 56.5 |
| | Reggie White | 56.5 |
| 4. | J.J. Watt | 50.5 |
| 5. | Bruce Smith | 49.0 |

- Watt has recorded at least 1.5 sacks in 27 career games, which is the most by a Steeler since 1982, when the individual sack became an official statistic.

MOST GAMES WITH AT 1.5+ SACKS – FRANCHISE HISTORY

| RANK | PLAYER | GAMES |
|------|-----------------|-------|
| 1. | T.J. Watt | 27 |
| 2. | James Harrison | 19 |
| 3. | Jason Gildon | 17 |
| 4. | LaMarr Woodley | 16 |
| 5. | Cameron Heyward | 14 |
| | Joey Porter | 14 |

- Watt's 27 career games with at least 1.5 sacks is tied for second-most among active players since 1982, when the individual sack became an official statistic.

MOST GAMES WITH 1.5+ SACKS – ACTIVE PLAYERS – SINCE 1982

| RANK | PLAYER | GAMES |
|------|----------------|-------|
| 1. | Von Miller | 28 |
| 2. | T.J. Watt | 27 |
| | Cameron Jordan | 27 |
| | Aaron Donald | 27 |
| 5. | Myles Garrett | 25 |

- Watt has recorded at least 2.0 sacks in 22 career games, which is the most by a Steeler since 1982, when the individual sack became an official statistic.

MOST GAMES WITH 2.0+ SACKS – FRANCHISE HISTORY

| RANK | PLAYER | GAMES |
|------|----------------|-------|
| 1. | T.J. Watt | 22 |
| 2. | James Harrison | 17 |
| 3. | Jason Gildon | 15 |
| 4. | LaMarr Woodley | 13 |
| | Joey Porter | 13 |

- Watt's 22 career games with at least 2.0 sacks is tied for the second-most among active players since 1982, when the individual sack became an official statistic.

MOST GAMES WITH 2.0+ SACKS – ACTIVE PLAYERS – SINCE 1982

| RANK | PLAYER | GAMES |
|------|----------------|-------|
| 1. | Cameron Jordan | 24 |
| 2. | T.J. Watt | 22 |
| | Von Miller | 22 |
| 4. | Khalil Mack | 21 |
| 5. | Aaron Donald | 20 |

- Watt has recorded at least 3.0 sacks in six career games, which is tied for the most by a Steeler since 1982, when the individual sack became an official statistic.

MOST GAMES WITH AT LEAST 3.0 SACKS IN FRANCHISE HISTORY

| RANK | PLAYER | GAMES |
|------|-------------------|-------|
| 1. | T.J. Watt | 6 |
| | James Harrison | 6 |
| 3. | Joey Porter | 5 |
| 4. | Mike Merriweather | 3 |
| | Chad Brown | 3 |

- Watt's six career games with at least 3.0 sacks is tied for the most among active players since 1982, when the individual sack became an official statistic.

MOST GAMES WITH 3.0+ SACKS – ACTIVE PLAYERS – SINCE 1982

| RANK | PLAYER | GAMES |
|------|----------------|-------|
| 1. | T.J. Watt | 6 |
| | Cameron Jordan | 6 |
| | Aaron Donald | 6 |
| 4. | Von Miller | 5 |

T.J. (S)WATT THE QUARTERBACK

- LB **T.J. Watt's** 198 QB hits are the third-most over a player's first seven seasons in NFL history.

MOST QB HITS IN FIRST SEVEN SEASONS IN NFL HISTORY

| RANK | PLAYER | QB HITS |
|------|------------------|------------|
| 1. | J.J. Watt | 218 |
| 2. | Aaron Donald | 200 |
| 3. | T.J. Watt | 198 |
| 4. | Myles Garrett | 172 |
| 5. | Von Miller | 171 |

- Watt's 198 QB hits lead the NFL since entering the League in 2017.

NFL QUARTERBACK HIT LEADERS – SINCE 2017

| RANK | PLAYER | QB HITS |
|------|------------------|------------|
| 1. | T.J. Watt | 198 |
| 2. | Aaron Donald | 179 |
| 3. | Myles Garrett | 172 |
| 4. | Chris Jones | 165 |
| 5. | Matt Judon | 155 |

- Watt's 198 QB hits are the fifth-most by an active NFL player.

NFL QUARTERBACK HIT LEADERS – ACTIVE PLAYERS

| RANK | PLAYER | QB HITS |
|------|------------------|------------|
| 1. | Aaron Donald | 259 |
| 2. | Calais Campbell | 254 |
| 3. | Von Miller | 240 |
| 4. | Cameron Jordan | 225 |
| 5. | T.J. Watt | 198 |

T.J. WATT KNOWS THE TFL

- LB **T.J. Watt's** 107 tackles for loss are the fourth-most over a player's first seven seasons in NFL history.

MOST TFL IN FIRST SEVEN SEASONS IN NFL HISTORY

| RANK | PLAYER | TFL |
|------|------------------|------------|
| 1. | J.J. Watt | 136 |
| 2. | Aaron Donald | 131 |
| 3. | Von Miller | 111 |
| 4. | T.J. Watt | 107 |
| 5. | Lavonte David | 106 |

- Watt's 107 tackles for loss are the second-most in the NFL since entering the League in 2017.

NFL TFL LEADERS – SINCE 2017

| RANK | PLAYER | TFL |
|------|------------------|------------|
| 1. | Aaron Donald | 119 |
| 2. | T.J. Watt | 107 |
| 3. | Myles Garrett | 94 |
| 4. | Cameron Jordan | 90 |
| 5. | Danielle Hunter | 88 |
| | Maxx Crosby | 88 |

- Watt's 107 tackles for loss are tied for the ninth-most by an active NFL player.

NFL TFL LEADERS – ACTIVE PLAYERS

| RANK | PLAYER | TFL |
|------|------------------|------------|
| 1. | Aaron Donald | 176 |
| 2. | Calais Campbell | 175 |
| 3. | Von Miller | 164 |
| 4. | Lavonte David | 160 |
| 5. | Cameron Jordan | 153 |
| 6. | Khalil Mack | 136 |
| 7. | Brandon Graham | 120 |
| 8. | Cameron Heyward | 118 |
| 9. | T.J. Watt | 107 |
| | Danielle Hunter | 107 |

WATT WRESTLES AWAY THE FOOTBALL

- LB **T.J. Watt's** 27 forced fumbles are tied for the third-most over a player's first seven seasons in NFL history.

MOST FORCED FUMBLES IN FIRST SEVEN SEASONS IN NFL HISTORY

| RANK | PLAYER | FF |
|------|------------------|-----------|
| 1. | Dwight Freeney | 35 |
| 2. | Robert Mathis | 33 |
| 3. | T.J. Watt | 27 |
| | DeMarcus Ware | 27 |
| 5. | Julius Peppers | 25 |

- Watt's 27 forced fumbles are the most in the NFL since entering the League in 2017.

NFL FORCED FUMBLE LEADERS – SINCE 2017

| RANK | PLAYER | FF |
|------|-------------------|-----------|
| 1. | T.J. Watt | 27 |
| 2. | Khalil Mack | 22 |
| 3. | Aaron Donald | 20 |
| | Chandler Jones | 20 |
| 5. | Demarcus Lawrence | 18 |

- Watt's 27 forced fumbles are tied for the third-most by an active NFL player.

NFL FORCED FUMBLE LEADERS – ACTIVE PLAYERS

| RANK | PLAYER | FF |
|------|------------------|-----------|
| 1. | Khalil Mack | 30 |
| 2. | Lavonte David | 28 |
| 3. | T.J. Watt | 27 |
| | Von Miller | 27 |
| 5. | Aaron Donald | 24 |

- Watt's 27 career forced fumbles are the second-most by a Steelers player since 1994.

STEELERS FORCED FUMBLE LEADERS – SINCE 1994

| RANK | PLAYER | GP | FF |
|------|------------------|------------|-----------|
| 1. | James Harrison | 177 | 32 |
| 2. | T.J. Watt | 104 | 27 |
| 3. | Joey Porter | 122 | 18 |
| | Jason Gildon | 158 | 18 |
| 5. | Levon Kirkland | 144 | 14 |

- Watt's 10 fumble recoveries are tied for the second-most in the NFL since the start of the 2017 season.

NFL FUMBLE RECOVERIES LEADERS – SINCE 2017

| RANK | PLAYER | FR |
|------|---------------------------------|----|
| 1. | Lavonte David | 12 |
| 2. | T.J. Watt | 10 |
| | Vonn Bell | 10 |
| | Justin Houston | 10 |
| 5. | Six different players tied with | 9 |

- Watt's 36 combined interceptions, forced fumbles and fumble recoveries are the most in the NFL since the start of the 2019 season.

NFL COMBINED (INT, FF, FR) LEADERS – SINCE 2019

| RANK | PLAYER | INT. | FF | FR | TOT. |
|------|--------------------|------|----|----|------|
| 1. | T.J. Watt | 6 | 20 | 10 | 36 |
| 2. | Justin Simmons | 23 | 5 | 3 | 31 |
| 3. | Shaquille Leonard | 10 | 13 | 5 | 28 |
| 4. | Minkah Fitzpatrick | 17 | 4 | 5 | 26 |
| | J.C. Jackson | 23 | 1 | 2 | 26 |
| | Vonn Bell | 7 | 10 | 9 | 26 |

LET MY CAMERON GO

- DT **Cameron Heyward** returned to the lineup in Week 9 vs. Tennessee. He was placed on the Reserve/Injured List following Week 1 vs. San Francisco.
- The Steelers' run defense has rebounded following Heyward's return.

RUSH DEFENSE WEEKS 1-8 VS. WEEK 9-18

| WEEKS 1-8 (NFL RANK) | WEEKS 9-18 (NFL RANK) |
|----------------------|---|
| Rushing Stats | |
| 137.1 (27th) | Rush Yards/Game 99.6 (11th) |
| 4.5 (27th) | Yards/Rush 4.1 (t-11th) |
| 62.9 (t-14th) | Def. Rush Success Pct. 69.4% (1st) |
| 0.57 (t-6th) | Rush TDs/Game 0.50 (3rd) |
| 7.0 (17th) | 1st Downs by Rush/Game 4.60 (1st) |
| 23.1 (16th) | First Down Rush Pct. 19.0% (1st) |
| 3.3 (t-20th) | 10+ Yard Rushes/Game 2.4 (t-5th) |
| 10.8 (18th) | 10+ Yard Rush Pct. 9.1 (6th) |
| 1.49 (22nd) | Yards Before Contact/Rush 1.22 (t-12th) |

- Heyward has played in 194 regular-season games for the Steelers, which ranks seventh in franchise history and third among defensive players (Donnie Shell, 201; Mel Blount 200).

MOST GAMES PLAYED – FRANCHISE HISTORY

| RANK | PLAYER | GAMES |
|------|------------------------------|-------|
| 1. | Ben Roethlisberger (2004-21) | 249 |
| 2. | Mike Webster (1974-88) | 220 |
| 3. | Hines Ward (1998-2011) | 217 |
| 4. | Donnie Shell (1974-87) | 201 |
| 5. | Mel Blount (1970-83) | 200 |
| 6. | Gary Anderson (1982-94) | 197 |
| 7. | Cameron Heyward (2011-) | 194 |
| 8. | Dermontti Dawson (1988-2000) | 184 |
| 9. | Deshaea Townsend (1998-2009) | 183 |
| 10. | Ray Mansfield (1964-76) | 182 |

- Heyward has played in 194 regular-season games, which ranks 24th in NFL history among defensive tackles.

MOST GAMES PLAYED BY DEFENSIVE TACKLE – NFL HISTORY

| RANK | PLAYER | GAMES |
|------|----------------------------|-------|
| 1. | Ted Washington (1991-2007) | 235 |
| 2. | Keith Traylor (1991-2007) | 229 |
| 3. | Justin Smith (2001-14) | 217 |
| 4. | John Randle (1990-2003) | 219 |
| | Jeff Zgonina (1993-2009) | 219 |
| 6. | Alan Page (1967-81) | 218 |
| 7. | Dave Butz (1973-88) | 216 |
| 8. | Domata Peko Sr. (2006-20) | 214 |
| 9. | Steve McMichael (1980-94) | 213 |
| | Henry Thomas (1987-2000) | 213 |
| 24. | Cameron Heyward (2011-) | 194 |

- Heyward is the only defensive lineman in franchise history with 9.0 or more sacks in at least five seasons.
- Heyward is the only defensive lineman in franchise history with 10.0 or more sacks in at least three seasons.

STEELERS DEFENSIVE LINEMAN SINGLE-SEASON SACK LEADERS

| RANK | PLAYER, YEAR | SACKS |
|------|--------------------------|-------|
| 1. | Keith Willis, 1983 | 14.0 |
| 2. | Cameron Heyward, 2017 | 12.0 |
| | Keith Willis, 1986 | 12.0 |
| 4. | Stephon Tuitt, 2020 | 11.0 |
| 5. | Cameron Heyward, 2022 | 10.5 |
| 6. | Cameron Heyward, 2021 | 10.0 |
| 7. | Cameron Heyward, 2019 | 9.0 |
| 8. | Ray Seals, 1995 | 8.5 |
| 9. | Cameron Heyward, 2018 | 8.0 |
| | Aaron Smith, 2004 | 8.0 |
| | Kimo von Oelhoffen, 2003 | 8.0 |
| | Aaron Smith, 2001 | 8.0 |

- Heyward was the lone defensive tackle in the NFL with 10.0 or more sacks in both 2021 and 2022.
- Heyward's streak of two straight seasons with 10.0 or more sacks was tied for the fifth-longest by a defensive tackle since 1982.
- Heyward was the 10th defensive tackle since 1982 to have 10.0 or more sacks in consecutive seasons.

MOST CONSECUTIVE 10.0+ SACK SEASONS BY DEFENSIVE TACKLE – SINCE 1982

| RANK | PLAYER | SEASONS |
|------|-----------------|---------------|
| 1. | John Randle | 8 (1992-99) |
| 2. | Aaron Donald | 5 (2017-21) |
| 3. | Bill Pickel | 3 (1984-86) |
| | Randy White | 3 (1983-85) |
| 5. | Cameron Heyward | 2 (2021-22) |
| | Keith Millard | 2 (1985-86) |
| | Kevin Williams | 2 (2003-04) |
| | Rod Coleman | 2 (2004-05) |
| | Trevor Pryce | 2 (1999-2000) |
| | Warren Sapp | 2 (1999-2000) |

- Heyward's three seasons of 10.0 or more sacks are tied for the fourth-most by a defensive tackle since 1982.

MOST 10.0+ SACK SEASONS BY DEFENSIVE TACKLE – SINCE 1982

| RANK | PLAYER, YEARS | SEASONS |
|------|-------------------------------|---------|
| 1. | John Randle | 9 |
| 2. | Aaron Donald | 6 |
| 3. | Warren Sapp | 4 |
| 4. | Cameron Heyward | 3 |
| | Seven other players tied with | 3 |

- Heyward's seven seasons of 7.0 or more sacks are tied for the fourth-most by a defensive tackle since 1982.

MOST 7.0+ SACK SEASONS BY DEFENSIVE TACKLE – SINCE 1982

| RANK | PLAYER, YEARS | SEASONS |
|------|-----------------|---------|
| 1. | John Randle | 12 |
| 2. | Steve McMichael | 9 |
| 3. | Aaron Donald | 8 |
| 4. | Cameron Heyward | 7 |
| | Calais Campbell | 7 |
| | Warren Sapp | 7 |
| | Henry Thomas | 7 |
| | Trevor Pryce | 7 |
| 9. | Geno Atkins | 6 |
| | Ray Childress | 6 |
| | Justin Smith | 6 |

- Heyward's 80.5 career sacks are the ninth-most by a defensive tackle in NFL history.

NFL CAREER SACK LEADERS BY DEFENSIVE TACKLE

| RANK | PLAYER, YEARS | SACKS |
|------|--------------------------|-------|
| 1. | John Randle, 1990-2003 | 137.5 |
| 2. | Aaron Donald, 2014-23 | 111.0 |
| 3. | Warren Sapp, 1995-2007 | 96.5 |
| 4. | Steve McMichael, 1980-94 | 95.0* |
| 5. | Henry Thomas, 1987-2000 | 93.5 |
| 6. | Trevor Pryce, 1997-2010 | 92.0 |
| 7. | Justin Smith, 2001-14 | 87.0 |
| 8. | La'Roi Glover, 1996-2008 | 83.5 |
| 9. | Cameron Heyward, 2011-23 | 80.5 |
| 10. | Ray Childress, 1985-1996 | 76.5* |

*indicates stat was not tracked during some included years

- Heyward's 80.5 career sacks are the most by a Steelers' defensive lineman since 1982, second-most by an active NFL defensive tackle, tied for second-most in franchise history and tied for second-most by a Steeler since 1982.

STEELERS DEFENSIVE LINEMAN CAREER SACK LEADERS – SINCE 1982

| RANK | PLAYER, YEARS | SACKS |
|------|--------------------------|-------|
| 1. | Cameron Heyward, 2011-23 | 80.5 |
| 2. | Keith Willis, 1982-91 | 59.0 |
| 3. | Aaron Smith, 1999-2011 | 44.0 |
| 4. | Stephon Tuitt, 2014-20 | 34.5 |
| 5. | Brett Keisel, 2002-14 | 30.0 |

STEELERS CAREER SACK LEADERS

| RANK | PLAYER, YEARS | SACKS |
|------|--|-------|
| 1. | T.J. Watt, 2017-23 | 96.5 |
| 2. | Cameron Heyward, 2011-23 | 80.5 |
| | James Harrison, 2002, 2004-12, 2014-17 | 80.5 |
| 4. | Jason Gildon, 1994-2003 | 77.0 |
| 5. | L.C. Greenwood, 1969-81 | 73.5 |
| 6. | Joe Greene, 1969-81 | 66.0 |
| 7. | Joey Porter, 1999-2006 | 60.0 |
| 8. | Keith Willis, 1982-91 | 59.0 |
| 9. | LaMarr Woodley, 2007-13 | 57.0 |
| 10. | Greg Lloyd, 1998-97 | 53.5 |

ACTIVE NFL SACK LEADERS BY DEFENSIVE TACKLES

| RANK | PLAYER | SACKS |
|------|------------------|-------|
| 1. | Aaron Donald | 111.0 |
| 2. | Cameron Heyward | 80.5 |
| 3. | Chris Jones | 75.5 |
| 4. | Fletcher Cox | 70.0 |
| 5. | DeForest Buckner | 61.0 |

- Heyward's 118 tackles for loss are the second-most by an active NFL defensive tackle.

ACTIVE NFL TFL LEADERS BY DEFENSIVE TACKLES

| RANK | PLAYER | TFL |
|------|------------------|-----|
| 1. | Aaron Donald | 176 |
| 2. | Cameron Heyward | 118 |
| 3. | Fletcher Cox | 88 |
| 4. | DeForest Buckner | 80 |
| 5. | Chris Jones | 78 |

- Heyward's 647 tackles are the second-most by an active NFL defensive tackle.

ACTIVE NFL TACKLE LEADERS BY DEFENSIVE TACKLES

| RANK | PLAYER | TACKLES |
|------|------------------|---------|
| 1. | Linval Joseph | 676 |
| 2. | Cameron Heyward | 647 |
| 3. | Aaron Donald | 543 |
| | DeForest Buckner | 543 |
| 5. | Fletcher Cox | 519 |

- Heyward's 47 passes defended are the most among active NFL defensive tackles.

ACTIVE NFL PASSES DEFENDED LEADERS BY DEFENSIVE TACKLES

| RANK | PLAYER | PDS |
|------|------------------|-----|
| 1. | Cameron Heyward | 47 |
| 2. | Chris Jones | 37 |
| 3. | Shelby Harris | 34 |
| 4. | DeForest Buckner | 27 |
| 5. | Jordan Phillips | 24 |

- The Steelers are now 13-0-1 when he has a multi-sack game and 10-0-1 when he has at least 2.0 sacks.

- Heyward's 333 tackles are the third-most among defensive tackles in the NFL since the start of the 2019 season.

NFL TACKLE LEADERS BY DEFENSIVE TACKLES – SINCE 2019

| RANK | PLAYER | TACKLES |
|------|-------------------|---------|
| 1. | Christian Wilkins | 353 |
| 2. | DeForest Buckner | 342 |
| 3. | Cameron Heyward | 333 |
| 4. | Jonathan Allen | 311 |
| 5. | Daron Payne | 288 |

- Heyward's 23 passes defended are the second-most among defensive tackles in the NFL since the start of the 2019 season.

NFL PASSES DEFENDED LEADERS BY DEFENSIVE TACKLES – SINCE 2019

| RANK | PLAYER | PDS |
|------|-----------------|-----|
| 1. | Shelby Harris | 27 |
| 2. | Cameron Heyward | 23 |
| 3. | Chris Jones | 21 |
| | Derrick Brown | 21 |
| 5. | Jeffrey Simmons | 20 |

- Heyward's 35.5 sacks are the fourth-most among defensive tackles in the NFL since the start of the 2019 season.

NFL SACK LEADERS BY DEFENSIVE TACKLES – SINCE 2019

| RANK | PLAYER | SACKS |
|------|------------------|-------|
| 1. | Aaron Donald | 51.5 |
| | Chris Jones | 51.5 |
| 3. | DeForest Buckner | 40.0 |
| 4. | Cameron Heyward | 35.5 |
| 5. | Javon Hargrave | 34.0 |

- Heyward's 53 tackles for loss are the second-most among defensive tackles in the NFL since the start of the 2019 season.

NFL TACKLES FOR LOSS LEADERS BY DEFENSIVE TACKLES – SINCE 2019

| RANK | PLAYER | TFLS |
|------|------------------|------|
| 1. | Aaron Donald | 79 |
| 2. | Cameron Heyward | 53 |
| 3. | DeForest Buckner | 51 |
| 4. | Chris Jones | 49 |
| 5. | Daron Payne | 47 |

FITZPATRICK DOES IT AGAIN

- 5 **Minkah Fitzpatrick**, three-time Associated Press First Team All-Pro (2019, 2020, 2022), led the Steelers with 54 tackles (37 solo) when he suffered an injury in Week 8 vs. Jacksonville. He missed the next four games before returning in Week 13 vs. Arizona, but was lost again in Week 15 at Indianapolis.
- Fitzpatrick's 22 total takeaways (17 interceptions and five fumble recoveries) are tied for the fourth-most in the NFL since the start of the 2019 season.

NFL TAKEAWAY (INT AND FR) LEADERS – SINCE 2019

| RANK | PLAYER | INT. | FR | TOT. |
|------|--------------------|------|----|------|
| 1. | Justin Simmons | 23 | 3 | 26 |
| 2. | J.C. Jackson | 23 | 2 | 25 |
| 3. | Tyrann Mathieu | 20 | 4 | 24 |
| 4. | Minkah Fitzpatrick | 17 | 5 | 22 |
| | Xavien Howard | 18 | 4 | 22 |

- Fitzpatrick's 17 interceptions are tied for the seventh-most in the NFL since the start of the 2019 season.

NFL INTERCEPTION LEADERS – SINCE 2019

| RANK | PLAYER | INTS |
|------|---------------------------------|------|
| 1. | J.C. Jackson | 23 |
| | Justin Simmons | 23 |
| 3. | Tyrann Mathieu | 20 |
| 4. | Trevon Diggs | 18 |
| | Xavien Howard | 18 |
| | Quandre Diggs | 18 |
| 7. | Minkah Fitzpatrick | 17 |
| | Jessie Bates | 17 |
| 9. | Kevin Byard | 16 |
| 10. | Six different players tied with | 14 |

- Fitzpatrick's 26 combined interceptions (17), forced fumbles (four) and fumble recoveries (five) are tied for the fourth-most in the NFL since the start of the 2019 season.

NFL COMBINED (INT, FF, FR) LEADERS – SINCE 2019

| RANK | PLAYER | INT. | FF | FR | TOT. |
|------|--------------------|------|----|----|------|
| 1. | T.J. Watt | 6 | 20 | 10 | 36 |
| 2. | Justin Simmons | 23 | 5 | 3 | 31 |
| 3. | Shaquille Leonard | 10 | 13 | 5 | 28 |
| 4. | Minkah Fitzpatrick | 17 | 4 | 5 | 26 |
| | J.C. Jackson | 23 | 1 | 2 | 26 |
| | Vonn Bell | 7 | 10 | 9 | 26 |

- Fitzpatrick's five defensive TDs are tied for the second-most in the NFL among active players.

NFL ACTIVE DEFENSIVE TOUCHDOWN LEADERS

| RANK | PLAYER | TDS |
|------|--------------------|-----|
| 1. | Eddie Jackson | 6 |
| 2. | Minkah Fitzpatrick | 5 |
| | Darius Slay | 5 |
| | Deion Jones | 5 |
| | Daron Bland | 5 |

- Fitzpatrick's five defensive TDs are tied for most in the NFL since he entered the League in 2018.

NFL DEFENSIVE TOUCHDOWN LEADERS – SINCE 2018

| RANK | PLAYER | TDS |
|------|--------------------|-----|
| 1. | Minkah Fitzpatrick | 5 |
| | Darius Slay | 5 |
| | Marcus Peters | 5 |
| | Daron Bland | 5 |
| 5. | Eddie Jackson | 4 |
| | Denzel Ward | 4 |
| | Troy Hill | 4 |
| | Mike Edwards | 4 |

- Fitzpatrick became the fourth player in NFL history with an interception return for TD in four of his first five seasons, joining Nate Clements, Pro Football Hall of Famer Ken Houston and Deion Jones.
- Fitzpatrick has two career multi-interception games (2018-22).

FITZPATRICK BLOCK PARTY

- Minkah Fitzpatrick returned an interception for a TD and blocked an extra-point at Cincinnati in Week 1 of 2022 at Cincinnati. He is one of five players to have a pick-6 and a blocked kick in the same game since 2000 and the only to have a blocked extra-point and a pick-6 in the same game over the span.

PLAYERS WITH INT TD AND BLOCKED KICK IN SAME GAME SINCE 2000

| PLAYER. TEAM | OPPONENT |
|---|---------------------------------|
| Minkah Fitzpatrick, Pittsburgh Steelers | at CIN (09/11/2022) – PAT |
| Jonathan Jones, New England Patriots | vs. IND (11/06/2022) – Punt |
| Patrick Chung, New England Patriots | at MIA (10/04/2010) – Punt & FG |
| Julius Peppers, Carolina Panthers | at TB (11/28/2004) – FG |
| Chad Williams, Baltimore Ravens | at CIN (12/01/2002) – Punt |

ALEX(ANDER) THE GREAT

- LB Alex Highsmith finished with one tackle (one solo), one quarterback hit, one tackle for loss, one interception and 1.0 sack, bringing his sack total to 7.0 on the season and 29.5 in his career (2020-23), in Week 16 vs. Cincinnati.
- His interception was the second of the season and third of his career.
- Highsmith registered his second game this season with at least 1.0 sack, one tackle for loss, one quarterback hit and one interception (Week 2 vs. Cleveland).
- Highsmith recorded four tackles (two solo), 2.0 sacks, two tackles for loss and a career-high five QB hits in Week 9 vs. Tennessee.
- His five QB hits are tied for the most in a game in the NFL this season.

MOST QB HITS IN A GAME – 2023

| RANK | PLAYER VS. OPP. (WEEK) | QBH |
|------|--|-----|
| 1. | Alex Highsmith vs. Tennessee (Week 9) | 5 |
| | T.J. Watt vs. San Francisco (Week 1) | 5 |
| | Myles Garrett vs. Tennessee (Week 3) | 5 |
| | Josh Sweat vs. Minnesota (Week 2) | 5 |
| | Dexter Lawrence vs. N.Y. Jets (Week 8) | 5 |
| | Sam Hubbard vs. Seattle (Week 6) | 5 |

- His five QB hits are tied for the sixth-most in a game by a Steelers player since 2001.

MOST QB HITS BY STEELERS PLAYER IN A GAME – SINCE 2001

| RANK | PLAYER VS. OPP. (WEEK, YEAR) | QBH |
|------|---|-----|
| 1. | James Harrison vs. Baltimore (Week 9, 2011) | 7 |
| 2. | Jason Worilds at Cleveland (Week 12, 2013) | 6 |
| | T.J. Watt vs. Atlanta (Week 5, 2018) | 6 |
| | James Harrison vs. Baltimore (Week 9, 2007) | 6 |
| | T.J. Watt vs. Baltimore (Week 13, 2021) | 6 |
| 6. | Alex Highsmith vs. Tennessee (Week 9, 2023) | 5 |
| | T.J. Watt vs. San Francisco (Week 1, 2023) | 5 |
| | T.J. Watt at Baltimore (Week 8, 2020) | 5 |
| | Cameron Heyward at Cincinnati (Week 12, 2019) | 5 |
| | T.J. Watt at Buffalo (Week 1, 2021) | 5 |
| | T.J. Watt vs. Cleveland (Week 17, 2021) | 5 |

- Highsmith is one of two players this season to register 2.0 sacks, two tackles for loss and five QB hits in the same game.

NFL PLAYERS WITH 2.0 SACKS, 2 TFL AND 5 QBH IN A GAME – 2023

| | SACKS | TFL | QBH |
|---------------------------------------|-------|-----|-----|
| Alex Highsmith vs. Tennessee (Week 9) | 2.0 | 2 | 5 |
| Myles Garrett vs. Tennessee (Week 3) | 3.5 | 3 | 5 |

- Highsmith registered two tackles (two solo), 1.0 sack, one forced fumble and one strip sack in Week 5 vs. Baltimore.

- He recorded seven tackles (five solo), 1.0 sack, one strip sack, one forced fumble, two quarterback hits, one tackle for loss, one interception and one pass defended in Week 2 vs. Cleveland.
- His interception return for TD came nine seconds into game against the Browns. It was the fastest TD to open a game for the Steelers since the 1970 AFL-NFL merger.
- The previous mark was 12 seconds into the game, and it came on Jan. 9, 1983 vs. San Diego (AFC Wildcard, Guy Ruff recovered a fumble on the opening kickoff).
- Highsmith picked off Deshaun Watson on the Browns' first offensive play of the game and returned 30 yards for a TD. It marked the first interception return for TD since Week 1 of 2022 (Minkah Fitzpatrick at Cincinnati) and first interception return for TD by a linebacker since Week 8 of 2020 (Robert Spillane at Baltimore).
- It also marked the first interception return for TD at home since Week 12 of 2020 (Joe Haden vs. Baltimore) and first interception return for TD at home by a linebacker since Week 14 of 2010 (LaMarr Woodley vs. Cincinnati).
- Highsmith finished with eight tackles (five solo), two quarterback hits, two tackles for loss and 1.0 sack, bringing his sack total to 6.0 on the season and 28.5 in his career (2020-23).
- Highsmith's 21.5 sacks are the 12th-most in the NFL since the start of the 2022 season.

NFL SACK LEADERS – SINCE 2022

| RANK | PLAYER | SACKS |
|------|------------------|-------|
| 1. | Myles Garrett | 30.0 |
| 2. | Nick Bosa | 29.0 |
| 3. | Micah Parsons | 27.5 |
| 4. | Haason Reddick | 27.0 |
| | Maxx Crosby | 27.0 |
| | Danielle Hunter | 27.0 |
| 7. | Chris Jones | 26.0 |
| 8. | Trey Hendrickson | 25.5 |
| 9. | Khalil Mack | 25.0 |
| 10. | T.J. Watt | 24.5 |
| | Josh Allen | 24.5 |
| 12. | Alex Highsmith | 21.5 |

- Highsmith's 14.5 sacks in 2022 were tied for the fifth-most in single-season franchise history.

STEELERS SINGLE-SEASON SACK LEADERS

| RANK | PLAYER, YEAR | SACKS |
|------|-------------------------|-------|
| 1. | T.J. Watt, 2021 | 22.5 |
| 2. | T.J. Watt, 2023 | 19.0 |
| 3. | James Harrison, 2008 | 16.0 |
| 4. | T.J. Watt, 2020 | 15.0 |
| | Mike Merriweather, 1984 | 15.0 |
| 6. | T.J. Watt, 2019 | 14.5 |
| | Alex Highsmith, 2022 | 14.5 |
| 8. | Kevin Greene, 1994 | 14.0 |
| | Keith Willis, 1983 | 14.0 |
| 10. | LaMarr Woodley, 2009 | 13.5 |
| | Jason Gildon, 2000 | 13.5 |

- Highsmith's seven forced fumbles are the second-most in the NFL since the start of the 2022 season.

NFL FORCED FUMBLE LEADERS – SINCE 2022

| RANK | PLAYER | FF |
|------|---------------------------------|----|
| 1. | Bradley Chubb | 9 |
| 2. | Alex Highsmith | 7 |
| | Khalil Mack | 7 |
| | Antoine Winfield | 7 |
| 5. | Six different players tied with | 6 |

- Highsmith six strip sacks are tied for the second-most in the NFL since the start of the 2022 season.

NFL STRIP SACKS LEADER – SINCE 2022

| RANK | PLAYER | STRIP SACKS |
|------|------------------|-------------|
| 1. | Bradley Chubb | 8 |
| 2. | Alex Highsmith | 6 |
| | Haason Reddick | 6 |
| | Myles Garrett | 6 |
| | Trey Hendrickson | 6 |

- Highsmith has recorded 24.5 sacks in his last 37 games, dating back to Week 16 of the 2021 season, which is the 12th-most in the NFL over the span.

NFL SACK LEADERS SINCE WEEK 16 OF 2021

| RANK | PLAYER | SACKS |
|------|------------------|-------|
| 1. | Myles Garrett | 31.0 |
| 2. | Maxx Crosby | 30.0 |
| 3. | T.J. Watt | 29.5 |
| | Nick Bosa | 29.5 |
| 5. | Micah Parsons | 28.5 |
| 6. | Chris Jones | 28.0 |
| 7. | Haason Reddick | 27.0 |
| | Danielle Hunter | 27.0 |
| 9. | Trey Hendrickson | 26.5 |
| | Josh Allen | 26.5 |
| 11. | Khalil Mack | 25.0 |
| 12. | Alex Highsmith | 24.5 |

- Highsmith has recorded seven strip sacks in his last 37 games, dating back to Week 16 of the 2021 season, which is the second-most in the NFL over the span.

NFL STRIP SACK LEADERS SINCE WEEK 16 OF 2021

| RANK | PLAYER | STRIP SACKS |
|------|------------------|-------------|
| 1. | Bradley Chubb | 8 |
| 2. | Alex Highsmith | 7 |
| 3. | Haason Reddick | 6 |
| | Myles Garrett | 6 |
| | Trey Hendrickson | 6 |

- Highsmith has registered eight forced fumbles in his last 37 games, dating back to Week 16 of the 2021 season, which is the second-most in the NFL over the span.

NFL FORCED FUMBLES LEADERS SINCE WEEK 16 OF 2021

| RANK | PLAYER | FF |
|------|------------------------|----|
| 1. | Bradley Chubb | 9 |
| 2. | Alex Highsmith | 8 |
| 3. | Khalil Mack | 7 |
| | Antoine Winfield | 7 |
| 5. | Nine players tied with | 6 |

ALL THINGS COVERED

- Three-time NFL All-Pro CB **Patrick Peterson** made his fourth career start at safety (Week 11 of 2022 vs. Dallas; Week 16 of 2023 vs. Cincinnati; Week 17 at Seattle) in Week 18 at Baltimore.
- Peterson has played in 201 regular-season games, which ranks 16th in NFL history among cornerbacks.
- Peterson has registered seven interceptions since the start of the 2022 season, which is tied for the sixth-most in the NFL.

NFL INTERCEPTION LEADERS – SINCE 2022

| RANK | PLAYER | INT |
|------|-----------------------------|-----|
| 1. | Daron Bland | 14 |
| 2. | Jessie Bates | 10 |
| 3. | Justin Simmons | 9 |
| | Rasul Douglas | 9 |
| 5. | Tariq Woolen | 8 |
| | Kerby Joseph | 8 |
| 7. | Patrick Peterson | 7 |
| | Six other players tied with | 7 |

- His 26 passes defended are tied for the ninth-most in the NFL since the start of the 2022 season.

NFL PASSES DEFENSED LEADERS – SINCE 2022

| RANK | PLAYER | PD |
|------|------------------|----|
| 1. | Darius Williams | 35 |
| 2. | Charvarius Ward | 34 |
| 3. | Sauce Gardner | 32 |
| 4. | James Bradberry | 30 |
| 5. | Darius Slay | 29 |
| | Martin Emerson | 29 |
| 7. | Tariq Woolen | 27 |
| | Rasul Douglas | 27 |
| 9. | Patrick Peterson | 26 |
| | Denzel Ward | 26 |

- Since entering the league in 2011, Peterson has recorded 36 interceptions, which is the second-most in the NFL over the span.

NFL INTERCEPTION LEADERS – SINCE 2011

| RANK | PLAYER | INT |
|------|------------------|-----|
| 1. | Richard Sherman | 37 |
| 2. | Patrick Peterson | 36 |
| 3. | Harrison Smith | 34 |
| 4. | Tashaun Gipson | 33 |
| | Marcus Peters | 33 |

- Since entering the league in 2011, Peterson has recorded 122 passes defended, which is the sixth-most in the NFL over the span.

NFL PASSES DEFENSED LEADERS – SINCE 2011

| RANK | PLAYER | PDS |
|------|------------------|-----|
| 1. | Darius Slay | 148 |
| 2. | Stephon Gilmore | 139 |
| 3. | Joe Haden | 137 |
| 4. | Janoris Jenkins | 125 |
| 5. | Johnathan Joseph | 124 |
| 6. | Patrick Peterson | 122 |

- His 36 interceptions are the most among active players in the NFL.

NFL ACTIVE INTERCEPTION LEADERS

| RANK | PLAYER | INT |
|------|------------------|-----|
| 1. | Patrick Peterson | 36 |
| 2. | Harrison Smith | 34 |
| 3. | Tashaun Gipson | 33 |
| 4. | Tyrann Mathieu | 32 |
| 5. | Stephon Gilmore | 31 |

- His 122 passes defended are the third-most among active players in the NFL.

NFL ACTIVE PASSES DEFENSED LEADERS

| RANK | PLAYER | PDS |
|------|------------------|-----|
| 1. | Darius Slay | 148 |
| 2. | Stephon Gilmore | 139 |
| 3. | Patrick Peterson | 122 |
| 4. | Kareem Jackson | 111 |
| 5. | James Bradberry | 110 |

- Peterson, who was chosen with the fifth overall pick in the 2011 NFL Draft and eight-time Pro Bowl selection, has at least one interception in each of his 13 NFL seasons, which is the league's longest active streak.

NFL ACTIVE STREAK OF CONSECUTIVE SEASONS WITH INTERCEPTION

| RANK | PLAYER | SEASONS |
|------|------------------|---------|
| 1. | Patrick Peterson | 13 |
| 2. | Tashaun Gipson | 11 |
| | Stephon Gilmore | 11 |
| 4. | Tyrann Mathieu | 10 |
| | Duron Harmon | 10 |

- Peterson has at least two interceptions in 11 of his 13 NFL seasons, which is the most among active players in the League.

NFL ACTIVE SEASONS WITH MULTIPLE INTERCEPTIONS

| RANK | PLAYER | SEASONS |
|------|------------------|---------|
| 1. | Patrick Peterson | 11 |
| 2. | Stephon Gilmore | 10 |
| 3. | Tyrann Mathieu | 9 |
| | Harrison Smith | 9 |
| | Darius Slay | 9 |

- His 11 seasons with at least two interceptions is tied for the 18th-most in NFL history.

NFL SEASONS WITH MULTIPLE INTERCEPTIONS

| RANK | PLAYER | SEASONS |
|------|------------------|---------|
| 1. | Darrell Green | 15 |
| | Rod Woodson | 15 |
| 3. | Ronde Barber | 14 |
| | Deion Sanders | 14 |
| 5. | Champ Bailey | 13 |
| | Troy Vincent | 13 |
| | Dave Brown | 13 |
| | Ken Riley | 13 |
| -- | Patrick Peterson | 11 |

LET THE HORSES RUN

- Pittsburgh has won 16 of its last 19 (16-1-2, .895) and 26 of its last 30 regular-season games (26-2-2, .900).
- Pittsburgh improved its overall record to 260-53-3 (.828) in franchise history when it features a 100-yard rusher.
- Pittsburgh improved its regular-season record to 247-49-3 (.831) in franchise history when it features a 100-yard rusher.
- The Steelers improved their overall record to 231-38-3 (.855) since the AFL-NFL merger in 1970 when they feature a 100-yard rusher.
- The Steelers improved their regular-season record to 218-34-3 (.861) since the AFL-NFL merger in 1970 when they feature a 100-yard rusher.

FROM THE OPENING KICK

- Pittsburgh took the opening kickoff and marched 75 yards on nine plays (4:59), capped off by a four-yard TD run from Najee Harris in Week 10 vs. Green Bay. The TD was the Steelers second of the season on their opening drive (second consecutive week).
- The Steelers registered TDs on their opening drives in back-to-back games for the first time since Week 9 and 10 of 2021 (vs. Chicago and vs. Detroit).
- Pittsburgh registered TDs on its first two offensive drives of the game in Week 10 vs. Green Bay. The Steelers have not posted TDs on their first two drives of a game since Week 15 of 2022 (at Carolina).
- The Steelers scored on its opening three drives of a game in Week 10 vs. Green Bay for the first time since Week 13 of 2022 (at Atlanta).

CONVERTING WHEN IT MATTERS

- The Steelers have converted on 20 of 34 fourth-down attempts since the start of the 2022 season, which ranks fourth in the NFL in fourth down-conversion percentage (58.8%).
- Pittsburgh has improved significantly since 2021, when they ranked 24th (47.6%).

HIGHEST FOURTH-DOWN CONVERSION PCT. – SINCE 2022

| RANK | TEAM | 4TH% |
|------|----------------------|------|
| 1. | Philadelphia Eagles | 70.7 |
| 2. | L.A. Rams | 70.0 |
| 3. | Tampa Bay Buccaneers | 60.0 |
| 4. | Kansas City Chiefs | 59.4 |
| 5. | Pittsburgh Steelers | 58.8 |

PROTECTING THE QB

- Pittsburgh did not allow a sack in Week 13 vs. Arizona.
- Pittsburgh did not allow a sack in the Week 9 victory over Tennessee. It marked the first time that the Steelers held their opponent without a sack since Week 16 of 2022 vs. Las Vegas Raiders.
- It also marked the first time that the Titans did not record a sack since Week 14 of 2022 vs. Jacksonville Jaguars.
- Since the start of the 2019 season, Pittsburgh ranks eight in most games without allowing multiple sacks (36).

MOST GAMES WITHOUT ALLOWING MULTIPLE SACKS – SINCE 2019

| RANK | TEAM | GAMES |
|------|-----------------------|-------|
| 1. | Kansas City Chiefs | 46 |
| 2. | Buffalo Bills | 43 |
| | Green Bay Packers | 43 |
| 4. | Tampa Bay Buccaneers | 39 |
| 5. | L.A. Rams | 38 |
| | New Orleans Saints | 38 |
| | Dallas Cowboys | 38 |
| 8. | Pittsburgh Steelers | 36 |
| 9. | Indianapolis Colts | 35 |
| 10. | Three teams tied with | 32 |

- Since the start of the 2019 season, Pittsburgh ranks tied for fifth in sacks allowed per pass attempt (5.2%).

NFL FEWEST SACKS ALLOWED PER PASS ATTEMPT – SINCE 2019

| RANK | TEAM | SACKS ALLOWED PCT. |
|------|----------------------|--------------------|
| 1. | Kansas City Chiefs | 4.0 |
| 2. | Tampa Bay Buccaneers | 4.5 |
| 3. | Buffalo Bills | 4.9 |
| 4. | Green Bay Packers | 5.1 |
| 5. | Pittsburgh Steelers | 5.2 |
| | Dallas Cowboys | 5.2 |

- Pittsburgh has allowed 158 sacks since the start of the 2019 season, which is the fifth-fewest in the NFL over the span.

NFL FEWEST SACKS ALLOWED – SINCE 2019

| RANK | TEAM | SACKS ALLOWED |
|------|----------------------|---------------|
| 1. | Kansas City Chiefs | 131 |
| 2. | Baltimore Ravens | 151 |
| 3. | Green Bay Packers | 152 |
| 4. | Tampa Bay Buccaneers | 154 |
| 5. | Pittsburgh Steelers | 158 |

RUDOLPH LEADS THE WAY

- QB **Mason Rudolph** has played in 21 games (13 starts) over his six-year NFL career. His career regular-season record as a starter: 8-4-1 (.654); 5-3 (.625) in 2019, 0-1 (.000) in 2020, 0-0-1 (.500) in 2021 and 3-0 (1.000) in 2023.
- Rudolph has led the Steelers to three consecutive victories to close the 2023 regular season, including a pair of road wins at Seattle and Baltimore.
- Pittsburgh has now closed the regular season with a winning streak of at least three games on 13 occasions since the 1970 AFL-NFL merger.
- In his three starts vs. Cincinnati, at Seattle and at Baltimore: 55-of-74 (74.3%), 719 yards passing, three TDs, no interceptions, 118.0 passer rating and 9.7 pass yards/att.
- All three of Rudolph's TD passes have gone for at least 60 yards.
- His three 60+ yard TD passes in are the second-most in the NFL for the entire season (Tua Tagovailoa had four in 17 games).
- Rudolph completed 18-of-20 passes (90 percent) for 152 yards, one TD and a 115.0 rating at Baltimore in Week 18.
- He threw a 71-yard TD pass to WR **Diontae Johnson** that gave the Steelers a 14-7 lead with 14:49 left in the fourth quarter.
- His 90.0 completion percentage is the highest in single-game franchise history (min. 20 pass attempts).
- Rudolph has two of the top four highest completion percentage games in franchise history (24-28, 85.7, 09/30/2019 vs. Cincinnati).

HIGHEST COMP. PCT. – GAME – FRANCHISE – SINCE 1970 (MIN. 20)

| RANK | PLAYER | PCT. |
|------|---|-------|
| 1. | Mason Rudolph (18-20, 01/06/2023 at Baltimore) | 90.0% |
| 2. | Ben Roethlisberger (22-25, 11/08/2018 vs. Carolina) | 88.0% |
| 3. | Ben Roethlisberger (25-29, 12/09/2018 vs. Oakland) | 86.2% |
| 4. | Mason Rudolph (24-28, 09/30/2019 vs. Cincinnati) | 85.7% |
| | Ben Roethlisberger (18-21, 11/26/2007 vs. Miami) | 85.7% |

- Rudolph is one of three quarterbacks to go undefeated in December and January with at least three starts.
- His passer rating (118.0) is the highest in the NFL in December and January.
- His completion percentage (74.3%) is the second-highest in the NFL in December and January.
- His pass yards/att. (9.7 avg.) is the second-highest in the NFL in the NFL in December and January.

- Here's the offensive improvement under Rudolph's watch:

OFFENSE WEEKS 1-15 VS. WEEK 16-18

| WEEKS 1-15 | | WEEKS 16-18 |
|----------------------|---------------------------|----------------|
| Rushing Stats | | |
| 16.43 (29th) | First Downs/Game | 19.00 (t-16th) |
| 1.43 (29th) | Offensive TDs/Game | 3.00 (t-7th) |
| 4.71 (t-24th) | 3rd Down Conversions/Game | 6.33 (3rd) |
| 34.7 (26th) | 3rd Down Conversion Pct. | 45.2 (8th) |
| 2.14 (30th) | Redzone Drives/Game | 4.00 (t-4th) |
| 1.00 (31st) | Redzone TDs/Game | 2.00 (t-9th) |
| 46.7 (28th) | Redzone Efficiency | 50.0 (t-19th) |
| 15.93 (28th) | Points/Game | 27.00 (5th) |
| 3.07 (t-25th) | 20+ Yard Plays/Game | 4.00 (t-10th) |
| 0.21 (t-13th) | 50+ Yard Plays/Game | 1.00 (t-1st) |
| 2.29 (27th) | 20+ Yard Pass Plays/Game | 3.00 (t-13th) |
| 0.14 (t-18th) | 50+ Yard Pass Plays/Game | 1.00 (t-1st) |
| 62.1 (26th) | Completion Pct. | 74.6 (1st) |
| 177.07 (28th) | Pass Yards/Game | 228.00 (16th) |
| 0.71 (31st) | Pass TDs/Game | 1.00 (t-21st) |
| 6.2 (t-26th) | Pass Yards/Att. | 10.1 (1st) |
| 10.0 (27th) | Pass Yards/Comp. | 13.5 (3rd) |
| 78.8 (26th) | Passer Rating | 120.4 (3rd) |

- He completed 18-of-24 passes (75 percent) for 274 yards and a 112.2 rating in Week 17 at Seattle.
- Rudolph averaged 11.4 pass yards/attempt at Seattle in Week 17. The 11.4 pass yards/att. is the highest by a Pittsburgh quarterback (min. 20 att.) since Ben Roethlisberger in Week 10 of 2018 (13.1 pass yards/att. vs. Carolina).
- Rudolph now recorded 10.0 pass yards/att. or higher in consecutive games (min. 20 att.). He's the first Steelers quarterback to accomplish the feat since Ben Roethlisberger in 2010, and third in franchise history (Terry Bradshaw in 1982).
- First Steelers signal caller to throw for 270 or more yards in consecutive games since Ben Roethlisberger in Weeks 2 and 3 of 2021.
- First Pittsburgh quarterback to record a passer rating of 112.0 or higher in back-to-back games since Ben Roethlisberger in Weeks 5 and 6 of 2016.
- He completed 17-of-27 passes (63 percent) for 290 yards, two TDs, no interceptions and a 124.0 rating in Week 16 vs. Cincinnati.
- Rudolph threw an 86-yard TD pass to WR **George Pickens** that gave the Steelers a 7-0 lead with 10:45 left in the first quarter.
- He threw a 66-yard TD pass to Pickens that gave the Steelers a 31-8 lead with 9:38 left in the third quarter.
- Rudolph was the first Steelers QB to pass for 250 or more yards and two or more TDs in a game since Ben Roethlisberger in 2021.
- He connected with Pickens on the Steelers' second offensive play of the game for an 86-yard TD pass. The TD pass was the longest of Rudolph's career and the TD reception was the longest of Pickens' career. It also was the longest pass play of the season for the Steelers and longest since Week 12 of 2018 at Denver when Ben Roethlisberger connected with JuJu Smith-Schuster for a 97-yard TD.
- Rudolph threw for 130 yards in the first quarter in Week 16 vs. Cincinnati, which is the most passing yards in a first quarter by the Steelers since Ben Roethlisberger in Week 3 of 2018 at Tampa Bay (153).
- Pittsburgh's 166 yards of total offensive in the first quarter was the most in a first quarter by the Steelers since Week 9 of 2015 vs. Oakland Raiders (177).
- The Steelers held a 24-0 lead at halftime. The 24-point halftime lead was Pittsburgh's largest since Week 4 of 2016 vs. Kansas City (29-0).
- Pittsburgh's 24 first-half points were the most in a first half by the Steelers since Week 10 of 2018 vs. Carolina (31).
- The Steelers exceeded 30 points in a game for the first time since Week 11 of 2021 at L.A. Chargers (37).
- Rudolph has completed 273-of-438 passes (62.3 percent) for 2,933 yards and 18 TDs in his career.
- He set franchise records for a QB in first career home start in Week 4 of 2019 vs. Cincinnati (09/30/19) in completions (24), completion pct. (85.7) and QB rating (124.6).

- Rudolph established a single-game career high in passing yards (315) in Week 17 of 2020 at Cleveland (01/03/21).
- He set a single-game career high in pass attempts (44) in Week 11 of 2019 at Cleveland (11/14/19).
- Rudolph recorded single-game career high in completions (26) in Week 9 of 2019 vs. Indianapolis (11/03/19).
- He has registered six career multi-TD passing games.
- Rudolph was the first quarterback in NFL history to register his first two career wins on Monday Night Football.
- He was the third quarterback since the 1970 NFL-AFL merger to record a passer rating of at least 81.4 and throw a TD in each of his first seven career starts.
- Rudolph was the fifth quarterback since the 1970 NFL-AFL merger to throw a TD in each of his first eight career games (Jay Cutler, Mike Glennon, Oliver Luck, Mark Rypien).
- He made his NFL debut in Week 2 of 2019 (vs. Seattle) and League starting debut in Week 3 of 2019 (at San Francisco).
- Rudolph completed 30-of-50 passes for 242 yards and one TD in Week 10 of 2021 vs. Detroit. He also rushed four times for 36 yards, including a 26-yard scramble.
- Rudolph went 769 days between starts (Nov. 14, 2021; Dec. 23, 2023).

MOST DAYS BETWEEN QB STARTS FOR THE SAME TEAM – NOT PLAYING FOR ANOTHER FRANCHISE – SINCE 1991

| RANK | PLAYER | START | START | DAYS |
|------|-------------------------|------------|------------|-------|
| 1. | Matt Moore, MIA | 01/01/2012 | 12/17/2016 | 1,812 |
| 2. | Chris Weinke, CAR | 10/20/2002 | 12/10/2006 | 1,512 |
| 3. | Stan Gelbaugh, SEA | 12/27/1992 | 12/22/1996 | 1,456 |
| 4. | Colt McCoy, WAS | 12/14/2014 | 11/22/2018 | 1,439 |
| 5. | Alex Van Pelt, BUF | 11/20/1997 | 11/18/2001 | 1,429 |
| 6. | Jason Garrett, DAL | 11/24/1994 | 09/21/1998 | 1,397 |
| 7. | Scott Zolak, NE | 10/01/1995 | 12/20/1998 | 1,176 |
| 8. | Matt McGloin, OAK | 12/22/2013 | 01/01/2017 | 1,106 |
| 9. | Koy Detmer, PHI | 12/19/1999 | 11/25/2002 | 1,072 |
| 10. | Mike Tomczak, PIT | 01/05/1997 | 12/02/1999 | 1,061 |
| 11. | Jonathan Quinn, JAC | 12/28/1998 | 11/18/2001 | 1,056 |
| 12. | Scott Zolak, NE | 12/13/1992 | 10/01/1995 | 1,022 |
| 13. | Bobby Hebert, ATL | 01/02/1994 | 09/29/1996 | 1,001 |
| 14. | Neil O'Donnell, TEN | 09/23/2001 | 12/28/2003 | 826 |
| 15. | Dan McGwire, SEA | 10/11/1992 | 12/11/1994 | 791 |
| 16. | C.J. Beathard, SF | 10/28/2018 | 12/26/2020 | 790 |
| 17. | Matt Leinart, ARI | 10/07/2007 | 11/29/2009 | 784 |
| 18. | Marques Tuiasosopo, OAK | 11/02/2003 | 12/11/2005 | 770 |
| | Josh Johnson, TB | 10/25/2009 | 12/04/2011 | 770 |
| 20. | Mason Rudolph, PIT | 11/14/2021 | 12/23/2023 | 769 |
| | Koy Detmer, PHI | 11/25/2002 | 01/02/2005 | 769 |

NAJEE HARRIS (ING) OPPOSING DEFENSES

- RB Najee Harris is the only player in the NFL to register 1,000 yards rushing in each of the last three seasons.

NFL CONSECUTIVE 1,000-YARD RUSHING SEASONS – ACTIVE

| RANK | PLAYER | SEASONS |
|------|--|-------------|
| 1. | Najee Harris, Pittsburgh Steelers | 3 (2021-23) |
| 2. | Derrick Henry, Tennessee Titans | 2 (2002-23) |
| | Tony Pollard, Dallas Cowboys | 2 (2002-23) |
| | Christian McCaffrey, San Francisco 49ers | 2 (2002-23) |
| | Travis Stienne, Jacksonville Jaguars | 2 (2002-23) |

- Harris is the first player in franchise history to record 1,000 yards rushing in each of his first three seasons in the NFL.
- His three 1,000-yard rushing seasons are tied for the third-most in franchise history (Le'Veon Bell, Willie Parker).

MOST 1,000-YARD RUSHING SEASONS IN FRANCHISE HISTORY

| RANK | PLAYER | SEASONS |
|------|---------------|---------|
| 1. | Franco Harris | 8 |
| 2. | Jerome Bettis | 6 |
| 3. | Najee Harris | 3 |
| | Le'Veon Bell | 3 |
| | Willie Parker | 3 |

- Harris is the 17th player in NFL history to record 1,000 yards rushing in each of his first three seasons in the NFL.
- He is the first player in the League to record 1,000 yards rushing in each of his first three seasons in the NFL since Alfred Morris (Washington, 2012-14).

1,000-YARD RUSHING SEASONS IN FIRST THREE YEARS IN THE NFL

| PLAYER | SEASONS |
|---|-------------|
| Najee Harris, Pittsburgh Steelers | 3 (2021-23) |
| Alfred Morris, Washington Redskins | 3 (2012-14) |
| Chris Johnson, Tennessee Titans | 3 (2008-10) |
| Adrian Peterson, Oklahoma Sooners | 3 (2007-09) |
| Clinton Portis, Washington Redskins | 3 (2002-04) |
| LaDainian Tomlinson, San Diego Chargers | 3 (2001-03) |
| Corey Dillon, Cincinnati Bengals | 3 (1997-99) |
| Eddie George, Tennessee Titans | 3 (1996-98) |
| Curtis Martin, New England Patriots | 3 (1995-97) |
| Terrell Davis, Denver Broncos | 3 (1995-97) |
| Barry Sanders, Detroit Lions | 3 (1989-91) |
| Eric Dickerson, L.A. Rams | 3 (1983-85) |
| Ottis Anderson, St. Louis Cardinals | 3 (1979-81) |
| William Andrews, Atlanta Falcons | 3 (1979-81) |
| Earl Campbell, Houston Oilers | 3 (1978-80) |
| Tony Dorsett, Dallas Cowboys | 3 (1977-79) |
| John Brockington, Green Bay Packers | 3 (1971-73) |

- Harris has been much more efficient on the ground since Week 9.

RUSHING WEEKS 1-8 VS. WEEK 9-18

| WEEKS 1-8 | Rushing Stats | WEEKS 9-18 |
|-----------|------------------------|------------|
| 12.0 | Rushes/Game | 17.1 |
| 44.7 | Rush Yards/Game | 72.2 |
| 3.7 | Yards/Rush | 4.2 |
| 0.14 | Rush TDs/Game | 0.70 |
| 2.3 | 1st Downs by Rush/Game | 3.50 |
| 19.0 | First Down Rush Pct. | 24.43 |
| 1.0 | 10+ Yard Rushes/Game | 1.70 |
| 11.1 | 10+ Yard Rush Pct. | 9.9 |

- Harris led the Steelers with 26 carries for 112 yards (4.3 avg.) and one TD while adding 21 receiving yards on five receptions (4.2 avg.) at Baltimore in Week 18.
- He registered a six-yard TD run with 2:36 remaining in the first quarter that gave the Steelers a 7-0 lead.
- Harris recorded his second 100-yard rushing game of the season and sixth of his career (2021-23).
- He registered his eighth rushing TD of the season and 22nd of his career (2021-23), and eighth scrimmage TD of the season and 28th of his career (2021-23).
- Harris recorded season-highs in carries (27), rushing yards (122), TDs (two) and rushing yards over expected (+41) in Week 17 at Seattle. He gained 118 of his rushing yards after contact, the second-most in a game in his career.
- Harris registered a nine-yard TD run with 1:36 remaining in the second quarter that gave the Steelers a 17-14 lead and added a four-yard TD run with 6:57 remaining in the third quarter that gave the Steelers a 24-17 lead.

- Harris led Pittsburgh with 19 carries for 78 yards (4.1 avg.) and one TD run in Week 16 vs. Cincinnati. He registered a three-yard TD run with 7:06 remaining in the second quarter that gave the Steelers a 21-0 lead.
- He paced the Steelers with 15 carries for 99 yards (6.6 avg.) and a TD run in Week 12 at Cincinnati. He registered a five-yard TD run with 1:34 remaining in the third quarter that gave the Steelers a 10-7 lead.
- Harris led the team with 16 carries for 82 yards (5.1 avg.) while adding 14 receiving yards on three receptions (4.7 avg.) in Week 10 vs. Green Bay. He registered a four-yard TD run with 10:01 remaining in the first quarter that gave the Steelers a 7-0 lead.
- Harris registered 16 carries for 69 yards (4.3 avg.) while adding seven receiving yards on two receptions (3.5 avg.) in Week 9 vs. Tennessee. He recorded a 10-yard TD run with 10:11 remaining in the first quarter that gave the Steelers a 7-0 lead.
- Harris led the Steelers with 14 carries for 53 yards (3.8 avg.) while adding 15 receiving yards on three receptions (5.0 avg.) in Week 7 at L.A. Rams. He registered a three-yard TD run with 7:20 remaining in the fourth quarter that gave the Steelers a 24-17 lead.
- Harris led Pittsburgh with 14 carries for 71 yards (5.1 avg.) while adding 32 receiving yards on one reception (32.0 avg.) in Week 4 at Houston.
- Harris has rushed for 722 yards since Week 9, which is the second-most in the League over the span.

MOST RUSHING YARDS – SINCE WEEK 9

| RANK | PLAYER. TEAM | RUSH YDS |
|------|--|----------|
| 1. | Christian McCaffrey, San Francisco 49ers | 807 |
| 2. | Najee Harris, Pittsburgh Steelers | 722 |
| 3. | Devin Singletary, Houston Texans | 715 |
| 4. | Kyren Williams, L.A. Rams | 688 |
| 5. | Rachaad White, Tampa Bay Buccaneers | 685 |

- Harris has registered eight carries for at least 20 yards this season, which is tied for the fourth-most in the NFL.

MOST 20+ YARD RUNS – 2023

| RANK | PLAYER. TEAM | 20+ RUNS |
|------|--|----------|
| 1. | James Conner, Arizona Cardinals | 11 |
| 2. | Jahmyr Gibbs, Detroit Lions | 10 |
| 3. | Christian McCaffrey, San Francisco 49ers | 9 |
| 4. | Najee Harris, Pittsburgh Steelers | 8 |
| | Devon Achane, Miami Dolphins | 8 |

- Harris is one of two players in the NFL with 3,200 or more rushing yards and 800 or more receiving yards since the start of the 2021 season.

PLAYERS WITH 3,200+ RUSH YARDS, 800+ REC. YARDS – SINCE 2021

| PLAYER. TEAM | RUSH YDS | REC YDS |
|-----------------------------------|----------|---------|
| Najee Harris, Pittsburgh Steelers | 3,269 | 866 |
| Josh Jacobs, Las Vegas Raiders | 3,330 | 1,044 |

- Harris' 3,269 rush yards are the fourth-most in the NFL since the start of the 2021 season.

MOST RUSH YARDS – SINCE 2021

| RANK | PLAYER. TEAM | YDS |
|------|-------------------------------------|-------|
| 1. | Derek Henry, Tennessee Titans | 3,642 |
| 2. | Jonathan Taylor, Indianapolis Colts | 3,413 |
| 3. | Josh Jacobs, Las Vegas Raiders | 3,330 |
| 4. | Najee Harris, Pittsburgh Steelers | 3,269 |
| 5. | Joe Mixon, Cincinnati Bengals | 3,053 |

- Harris' 4,135 scrimmage yards are the sixth-most by a running back in the NFL since the start of the 2021 season.

MOST SCRIMMAGE YARDS BY RUNNING BACK – SINCE 2021

| RANK | PLAYER. TEAM | YDS |
|------|--|-------|
| 1. | Christian McCaffrey, San Francisco 49ers | 4,688 |
| 2. | Derrick Henry, Tennessee Titans | 4,408 |
| 3. | Josh Jacobs, Las Vegas Raiders | 4,374 |
| 4. | Austin Ekeler, L.A. Chargers | 4,259 |
| 5. | Joe Mixon, Cincinnati Bengals | 4,184 |
| 6. | Najee Harris, Pittsburgh Steelers | 4,135 |
| 7. | Jonathan Taylor, Indianapolis Colts | 4,069 |
| 8. | Alvin Kamara, New Orleans Saints | 3,884 |
| 9. | Tony Pollard, Dallas Cowboys | 3,750 |
| 10. | Saquon Barkley, N.Y. Giants | 3,748 |

RUMBLE, YOUNG MAN, RUMBLE

- RB **Jaylen Warren** rushed 13 times for 75 yards (5.8 avg.) and one TD while adding 23 receiving yards on four receptions (5.8 avg.) in Week 17 at Seattle. He registered an 18-yard TD run with 1:47 remaining in the first quarter that gave the Steelers a 7-0 lead. Warren recorded his fourth rushing TD of the season and fifth of his career (2022-23).
- He led the team with 129 yards on nine carries (14.3 avg.) while adding 16 receiving yards on three receptions (5.3 avg.) in Week 11 at Cleveland.
- Warren registered a 74-yard TD run with 14:10 remaining in the third quarter that cut the Browns lead to 10-7.
- The 74-yard TD run is the longest by the Steelers since Le'Veon Bell had an 81-yard TD run in Week 3 of 2014 (at Carolina).
- The 74-yard TD run is the second-longest by the Steelers in the series history with Cleveland (Willie Parker had an 80-yard TD run in Week 16 of 2005).
- Warren recorded his second 100-yard rushing game of the season and second of his career (2022-23).
- He is the first Steelers player to rush for 100 or more yards in consecutive games since James Conner in Weeks 2-3 of 2020.
- Warren registered his third rushing TD of the season and fourth of his career (2022-23).
- He registered his third scrimmage TD of the season and fourth of his career (2022-23).
- Warren is the first undrafted running back to register back-to-back 100-yard rushing games since C.J. Anderson (L.A. Rams) in Weeks 16 and 17 of 2018.
- He is the second undrafted running back in franchise history to register back-to-back 100-yard rushing games. Willie Parker is the only other undrafted running back in franchise history to accomplish the feat (had streaks of four games, three games, three games, two games, two games and two games).

RUSHING WEEKS 1-8 VS. WEEK 9-18

| WEEKS 1-8 | | WEEKS 9-18 |
|-----------|------------------------|------------|
| | Rushing Stats | |
| 6.4 | Rushes/Game | 10.4 |
| 25.0 | Rush Yards/Game | 60.9 |
| 3.89 | Yards/Rush | 5.9 |
| 0.14 | Rush TDs/Game | 0.30 |
| 1.3 | 1st Downs by Rush/Game | 2.70 |
| 20.0 | First Down Rush Pct. | 26.0 |
| 0.71 | 10+ Yard Rushes/Game | 1.90 |
| 11.1 | 10+ Yard Rush Pct. | 18.3 |

- Warren has registered 19 runs of 10 yards or more since Week 9, which is tied for the fifth-most in the League over the span.

MOST 10+ RUSHES – SINCE WEEK 9

| RANK | PLAYER. TEAM | 10+ RUSHES |
|------|--|------------|
| 1. | Christian McCaffrey, San Francisco 49ers | 28 |
| 2. | James Conner, Arizona Cardinals | 21 |
| 3. | Devin Singletary, Houston Texans | 20 |
| | James Cook, Buffalo Bills | 20 |
| 5. | Jaylen Warren, Pittsburgh Steelers | 19 |
| | Saquon Barkley, N.Y. Giants | 19 |
| | Jonathan Taylor, Indianapolis Colts | 19 |

- Warren has averaged 5.86 yards/rush since Week 9, which is the second-best in the League over the span (min. 100 carries).

MOST YARDS/RUSH – SINCE WEEK 9 (MIN. 100)

| RANK | PLAYER. TEAM | YDS/RUSH |
|------|--|----------|
| 1. | Christian McCaffrey, San Francisco 49ers | 5.98 |
| 2. | Jaylen Warren, Pittsburgh Steelers | 5.86 |
| 3. | Kyren Williams, L.A. Rams | 5.25 |
| 4. | Jahmyr Gibbs, Detroit Lions | 5.15 |
| 5. | David Montgomery, Detroit Lions | 5.04 |

FREIERMUTH, FLYING HIGH

- TE **Pat Freiermuth** returned to the lineup in Week 11 at Cleveland. He was placed on the Reserve/Injured List following Week 4 at Houston.
- After just one catch for seven yards in his return against the Browns, Freiermuth recorded the first 100-yard receiving game of his career, finishing with nine receptions for 120 yards (both career highs) in Week 12 at Cincinnati.
- His 120 yards receiving are the 10th-most by a tight end in the NFL this season.

MOST RECEIVING YARDS BY TE – GAME – 2023

| RANK | PLAYER. OPP. | YDS |
|------|---|-----|
| 1. | Travis Kelce, Kansas City vs. L.A. Chargers, Week 7 | 179 |
| 2. | George Kittle, San Francisco vs. Cincinnati, Week 8 | 149 |
| 3. | Sam LaPorta, Detroit vs. New Orleans, Week 13 | 140 |
| 4. | T.J. Hockenson, Minnesota vs. New Orleans, Week 10 | 134 |
| | David Njoku, Cleveland vs. N.Y. Jets, Week 17 | 134 |
| 6. | Trey McBride, Arizona vs. Atlanta, Week 10 | 131 |
| 7. | Dalton Schultz, Houston vs. Tampa Bay, Week 9 | 130 |
| 8. | George Kittle, San Francisco vs. Baltimore, Week 16 | 126 |
| 9. | Travis Kelce, Kansas City vs. Denver, Week 6 | 124 |
| 10. | Pat Freiermuth, Pittsburgh at Cincinnati, Week 12 | 120 |

- His 120 yards receiving are the third-most by a tight end in franchise history.

MOST RECEIVING YARDS BY TE – GAME – FRANCHISE HISTORY

| RANK | PLAYER. OPP. | YDS |
|------|---|-----|
| 1. | Eric Green at Philadelphia, Week 4 of 1991 | 158 |
| 2. | Jesse James vs. Kansas City, Week 2 of 2018 | 138 |
| 3. | Pat Freiermuth at Cincinnati, Week 12 of 2023 | 120 |
| 4. | Eric Green at Seattle, Week 17 of 1993 | 119 |
| 5. | Heath Miller vs. Green Bay, Week 15 of 2009 | 118 |

- His nine receptions are tied for the fifth-most by a tight end in franchise history.

MOST RECEPTIONS BY TE – GAME – FRANCHISE HISTORY

| RANK | PLAYER. OPP. | REC. |
|------|---|------|
| 1. | Heath Miller vs. Tampa Bay, Week 4 of 2014 | 10 |
| | Heath Miller vs. Cincinnati, Week 8 of 2015 | 10 |
| | Heath Miller at Cincinnati, Week 15 of 2015 | 10 |
| | Heath Miller vs. Baltimore, Week 14 of 2017 | 10 |
| 5. | Pat Freiermuth at Cincinnati, Week 12 of 2023 | 9 |
| | Randy Grossman vs. Houston Oilers, Week 8 of 1978 | 9 |

- His previous career-best receiving-yard game was 85 yards in Week 4 of 2022 (vs. N.Y. Jets).
- His previous career-best receptions game was eight yards in Week 7 of 2022 (at Miami).
- His 63 receptions in 2022 were tied for the fourth-most in a season by a tight end in franchise history.

MOST RECEPTIONS BY TE – SEASON – FRANCHISE HISTORY

| RANK | PLAYER. YEAR | REC. |
|------|----------------------|------|
| 1. | Heath Miller, 2009 | 76 |
| 2. | Heath Miller, 2012 | 71 |
| 3. | Heath Miller, 2014 | 66 |
| 4. | Pat Freiermuth, 2022 | 63 |
| | Eric Green, 1993 | 63 |
| 6. | Pat Freiermuth, 2021 | 60 |
| | Heath Miller, 2015 | 60 |
| 8. | Heath Miller, 2013 | 58 |
| 9. | Eric Ebron, 2020 | 56 |
| 10. | Heath Miller, 2011 | 51 |

- His 732 receiving yards in 2022 were the fifth-most in a season by a tight end in franchise history.

MOST RECEIVING YARDS BY TE – SEASON – FRANCHISE HISTORY

| RANK | PLAYER. YEAR | YDS |
|------|----------------------|-----|
| 1. | Eric Green, 1993 | 942 |
| 2. | Heath Miller, 2012 | 816 |
| 3. | Heath Miller, 2009 | 789 |
| 4. | Heath Miller, 2014 | 761 |
| 5. | Pat Freiermuth, 2022 | 732 |
| 6. | Heath Miller, 2011 | 631 |
| 7. | Eric Green, 1994 | 618 |
| 8. | Vance McDonald, 2018 | 610 |
| 9. | Heath Miller, 2013 | 593 |
| 10. | Eric Green, 1991 | 582 |

- His 11 TD receptions are tied for the 11th-most among tight ends since the start of the 2021 season.

MOST TD RECEPTIONS BY TE – SINCE 2021

| RANK | PLAYER | TDS |
|------|-------------------------------------|-----|
| 1. | Travis Kelce, Kansas City Chiefs | 26 |
| 2. | George Kittle, San Francisco 49ers | 23 |
| 3. | Mark Andrews, Baltimore Ravens | 20 |
| 4. | Dalton Schultz, Houston Texans | 18 |
| 5. | Hunter Henry, New England Patriots | 17 |
| | Garrett Knox, Buffalo Bills | 17 |
| 7. | T.J. Hockenson, Minnesota Vikings | 15 |
| | Juwon Johnson, New Orleans Saints | 15 |
| 9. | David Njoku, Cleveland Browns | 14 |
| 10. | Cole Kmet, Chicago Bears | 13 |
| 11. | Pat Freiermuth, Pittsburgh Steelers | 11 |
| | Gerald Everett, L.A. Chargers | 11 |
| | Evan Engram, Jacksonville Jaguars | 11 |

- His 155 receptions are the most by a tight end in franchise history over their first three years in the NFL.

MOST RECEPTIONS BY TE IN FIRST THREE YEARS – FRANCHISE HISTORY

| RANK | PLAYER | REC. |
|------|----------------|------|
| 1. | Pat Freiermuth | 155 |
| 2. | Heath Miller | 120 |
| 3. | Jesse James | 90 |
| 4. | Eric Green | 89 |
| 5. | Mark Bruener | 56 |

- Freiermuth was the 10th tight end in NFL history to reach 100 career receptions in 25 games or less.
- Freiermuth reached 100 career receptions in his 25th game in the NFL, which is the 10th-fewest games needed to reach 100 receptions in NFL history.
- Freiermuth reached 1,000 receiving yards in his 26th career games, which is tied for the fastest by a tight end in franchise history (Eric Green).
- His 1,537 receiving yards are the most by a tight end in franchise history over their first three years in the NFL.

MOST RECEIVING YARDS BY TE IN FIRST THREE YEARS – FRANCHISE HISTORY

| RANK | PLAYER | YDS |
|------|-------------------|-------|
| 1. | Pat Freiermuth | 1,537 |
| 2. | Heath Miller | 1,418 |
| 3. | Eric Green | 1,121 |
| 4. | Jesse James | 766 |
| 5. | Bennie Cunningham | 717 |

- His 11 TD catches are the third-most by a tight end in franchise history over their first three years in the NFL.

MOST TD RECEPTIONS BY TE IN FIRST THREE YEARS – FRANCHISE HISTORY

| RANK | PLAYER | TDs |
|------|----------------|-----|
| 1. | Heath Miller | 18 |
| 2. | Eric Green | 15 |
| 3. | Pat Freiermuth | 11 |
| 4. | Mark Bruener | 9 |
| 5. | Jesse James | 7 |

PICK(ENS) OF THE LITTER

- WR **George Pickens** has caught 63 passes for 1,140 yards (18.1 avg.) and five TDs in 2023.
- He caught seven passes for 131 yards (18.7 avg.), including a 37-yard grab in Week 17 at Seattle.
- First Steelers wideout with back-to-back 100-yard receiving games since Diontae Johnson in Week 10 (vs. Cincinnati) and Week 11 (at Jacksonville) of 2020.
- His 326 receiving yards in weeks 16 and 17 (195 vs. Cincinnati; 131 at Seattle) was the fourth-most in a two-game span in franchise history.

MOST RECEIVING YARDS IN TWO-GAME SPAN – FRANCHISE HISTORY

| RANK | NAME | WEEKS | YEAR | YARDS |
|------|-----------------|-------|------|-------|
| 1. | Antonio Brown | 9,10 | 2015 | 423 |
| 2. | Antonio Brown | 8,9 | 2015 | 331 |
| 3. | Antonio Brown | 1,2 | 2015 | 328 |
| 4. | George Pickens | 16,17 | 2023 | 326 |
| 5. | Plaxico Burress | 8,9 | 2002 | 322 |

- Pickens has registered five 100-yard receiving games in 2023 and six in his career.
- His five 100-yard receiving games this season are tied for the eighth-most in single-season franchise history.

MOST 100-YARD RECEIVING GAMES – SEASON – FRANCHISE HISTORY

| RANK | PLAYER, YEAR | GAMES |
|------|------------------------------|-------|
| 1. | Antonio Brown, 2015 | 9 |
| 2. | Juju Smith-Schuster, 2018 | 8 |
| | Antonio Brown, 2017 | 8 |
| | Antonio Brown, 2014 | 8 |
| 5. | Mike Wallace, 2010 | 7 |
| | John Stallworth, 1984 | 7 |
| 7. | Yancey Thigpen, 1997 | 6 |
| 8. | George Pickens, 2023 | 5 |
| | Four others played tied with | 5 |

- His six 100-yard receiving games are tied for the third-most by a Steelers player in their first two seasons in the NFL.

MOST 100-YARD RECEIVING GAMES IN FIRST TWO YEARS – FRANCHISE HISTORY

| RANK | PLAYER, YEARS | GAMES |
|------|------------------------------|-------|
| 1. | Juju Smith-Schuster, 2017-18 | 11 |
| 2. | Mike Wallace, 2009-10 | 8 |
| 3. | George Pickens, 2022-23 | 6 |
| | Louis Lipps, 1984-85 | 6 |
| 5. | Martavis Bryant, 2014-15 | 5 |

- Pickens recorded a career-best and team-high 195 receiving yards and two TDs on four receptions in Week 16 vs. Cincinnati. It was his fourth and fifth TD reception of the season and eighth and ninth of his career.
- He is the second wide receiver in franchise history to register multiple 60+ yard TD receptions in the same game (Louis Lipps in Week 14 of 1988 at Houston).
- Pickens is the sixth wide receiver in the NFL to register multiple 60+ yard TD receptions in the same game since 2006 (Tyreek Hill, Week 13 of 2023, Gabe Davis, Week 5 of 2022, Ja'Marr Chase, Week 17 of 2022, Odell Beckham Jr., Week 6 of 2016 and Lee Evans, Week 11 of 2006).
- He is the first wide receiver in franchise history to register at least 195 yards and two receiving TDs in a game since Antonio Brown in Week 3 of 2013 vs. Chicago (196 yards and two TD).
- Pickens connected with QB **Mason Rudolph** for an 86-yard TD pass that gave the Steelers a 7-0 lead with 10:45 left in the first quarter and a 66-yard TD pass that gave the Steelers a 31-8 lead with 9:38 left in the third quarter.
- His 86-yard TD reception was the longest reception, TD reception and offensive play from scrimmage in the NFL this season.

LONGEST PLAY FROM SCRIMMAGE – NFL – 2023

| RANK | PLAYER, OPP. | YDS |
|------|--|-----|
| 1. | George Pickens, Pittsburgh vs. Cincinnati, Week 16 | 86 |
| 2. | Breece Hall, N.Y. Jets vs. Buffalo, Week 1 | 83 |
| 3. | Shaiq Stokoe, Buffalo vs. N.Y. Jets, Week 11 | 81 |
| 4. | Gus Edwards, Baltimore vs. Detroit, Week 7 | 80 |
| | Tee Higgins, Cincinnati at Pittsburgh, Week 16 | 80 |

- Pickens' 86-yard TD reception is the longest receiving TD in franchise history since Juju Smith-Schuster's 97-yard TD reception in Week 12 of 2018 at Denver.
- His 195 yards receiving is the most by a Steelers wideout since Antonio Brown had 213 in Week 14 of 2017 vs. Baltimore.

MOST RECEIVING YARDS – NFL – 2023 SINGLE GAME

| RANK | PLAYER, OPP. | YDS |
|------|--|-----|
| 1. | Amari Cooper, Cleveland at Houston, Week 16 | 265 |
| 2. | D.J. Moore, Chicago at Washington, Week 5 | 230 |
| 3. | Tyreek Hill, Miami at L.A. Chargers, Week 1 | 215 |
| | Keenan Allen, L.A. Chargers at Minnesota, Week 3 | 215 |
| 5. | George Pickens, Pittsburgh vs. Cincinnati, Week 16 | 195 |

- Pickens leads the NFL with three TD receptions of at least 65 yards.
- His 48.8 yards/catch is the highest in franchise history (min. four receptions). The previous record was 43.4 yards/catch by Theo Bell in Week 13 of 1980 vs. Miami.

HIGHEST YARDS/RECEPTION – FRANCHISE HISTORY (MIN. 4)

| RANK | PLAYER, OPP. | YDS |
|------|--|------|
| 1. | George Pickens vs. Cincinnati, Week 16 of 2023 | 48.8 |
| 2. | Theo Bell vs. Miami, Week 13 of 1980 | 43.3 |
| 3. | Louis Lipps at Houston Oilers, Week 14 of 1988 | 41.5 |
| 4. | Charles Johnson at San Diego Chargers, Week 17 of 1994 | 41.3 |
| 5. | Lynn Swann vs. Cincinnati, Week 14 of 1979 | 38.4 |

- Pickens' 48.8 yards/catch is the highest in the NFL (min. four receptions) since Philadelphia's DeSean Jackson had four receptions for 210 yards (52.5 avg.) in Week 14 of 2010 at Dallas.
- His 48.8 yards/catch is the third-highest since the 1970 AFL-NFL merger (min. four receptions).

HIGHEST YARDS/RECEPTION – NFL – SINCE 1970 (MIN. 4)

| RANK | PLAYER, OPP. | YDS |
|------|---|------|
| 1. | DeSean Jackson, Philadelphia at Dallas, Week 14 of 2010 | 52.5 |
| 2. | Gary Clark, Washington vs. Atlanta, Week 11 of 1991 | 50.8 |
| 3. | George Pickens vs. Cincinnati, Week 16 of 2023 | 48.8 |
| 4. | Jessie Hester, L.A. Raiders vs. Philadelphia, Week 13 of 1986 | 41.3 |
| 5. | Carroll Dale, Green Bay vs. Atlanta, Week 2 of 1970 | 38.4 |

- Pickens' 18.1 yards/reception is the second-highest in the NFL in 2023 (min. 60 receptions).

HIGHEST YARDS/RECEPTION IN 2023 (MIN. 60)

| RANK | PLAYER | AVG. |
|------|-------------------------------------|------|
| 1. | George Pickens, Pittsburgh Steelers | 18.1 |
| 2. | Brandon Aiyuk, San Francisco 49ers | 17.9 |
| 3. | Amari Cooper, Cleveland Browns | 17.4 |
| 4. | DK Metcalf, Seattle Seahawks | 16.9 |
| 5. | Nico Collins, Houston Texans | 16.2 |

- Pickens caught three passes for 58 yards, including a 43-yard reception, in Week 12 at Cincinnati.
- He caught five passes for 107 yards, including a 31-yard reception, in Week 7 at L.A. Rams.
- Pickens connected with QB **Mitch Trubisky** for a 22-yard TD pass in Week 8 vs. Jacksonville.
- He recorded 100-yard receiving games in consecutive games (Week 5 vs. Baltimore and Week 7 at L.A. Rams).
- Pickens was the first Steelers wideout with 100-yard receiving games in consecutive outings since **Diontae Johnson** in 2020 (Week 10 vs. Cincinnati and Week 11 at Jacksonville).
- He connected with QB **Kenny Pickett** for a 41-yard TD pass that gave the Steelers a 14-10 lead with 1:17 left in the fourth quarter in Week 5 vs. Baltimore.
- Pickens caught career-high tying six passes for a career-best 130 yards (21.7 avg.) and one TD.

- He caught four passes for a career-high 127 yards (31.8 avg.) and one TD in the Week 2 victory over Cleveland. He connected with QB **Kenny Pickett** for a 71-yard TD pass that gave the Steelers a 16-11 lead with 6:16 left in the second quarter.
- The 71-yard reception was the longest of his career and longest reception by the Steelers since Chase Claypool had an 84-yard TD catch in Week 2 of 2020 (vs. Denver).
- Pickens caught a 14-yard TD reception with 46 seconds remaining in the fourth quarter that gave the Steelers a 13-10 victory in Week 16 of 2022 vs. Las Vegas.

JOHNSON LEADS WIDE RECEIVER CORP

- WR **Diontae Johnson** eclipsed 4,000 career receiving yards in his 71st game in the NFL, which was the fifth-fewest games needed to reach 4,000 yards in franchise history.

FEWEST GAMES TO 4,000 RECEIVING YARDS – FRANCHISE HISTORY

| RANK | PLAYER | GP |
|------|-----------------|----|
| 1. | Antonio Brown | 59 |
| 2. | Mike Wallace | 62 |
| 3. | Louis Lipps | 67 |
| 4. | Plaxico Burris | 69 |
| 5. | Diontae Johnson | 71 |

- Johnson's 4,363 receiving yards are the second-most by a player in franchise history over their first five years in the NFL.

MOST RECEIVING YARDS IN FIRST FIVE YEARS – FRANCHISE HISTORY

| RANK | PLAYER | YDS |
|------|-----------------|-------|
| 1. | Antonio Brown | 5,259 |
| 2. | Diontae Johnson | 4,363 |
| 3. | Plaxico Burress | 4,174 |
| 4. | Mike Wallace | 4,042 |
| 5. | Hines Ward | 3,888 |

- Johnson has now played in 77 career games for the Steelers and registered 391 catches for 4,363 yards and 25 TDs.
- Johnson's 391 receptions are the most by a player in franchise history over their first five years in the NFL.

MOST RECEPTIONS IN FIRST FIVE YEARS – FRANCHISE HISTORY

| RANK | PLAYER | REC. |
|------|---------------------|------|
| 1. | Diontae Johnson | 391 |
| 2. | Antonio Brown | 390 |
| 3. | Hines Ward | 330 |
| 4. | Julu Smith-Schuster | 323 |
| 5. | Le'Veon Bell | 312 |

- Johnson's 25 TD receptions are the eighth-most by a player in franchise history over their first five years in the NFL.

MOST TD RECEPTIONS IN FIRST FIVE YEARS – FRANCHISE HISTORY

| RANK | PLAYER | REC. TD |
|------|---------------------|---------|
| 1. | Lynn Swann | 34 |
| 2. | Mike Wallace | 32 |
| 3. | Louis Lipps | 29 |
| 4. | Antonio Brown | 28 |
| 5. | Hines Ward | 27 |
| | Heath Miller | 27 |
| 7. | Julu Smith-Schuster | 26 |
| 8. | Diontae Johnson | 25 |
| 9. | Eric Green | 24 |
| | Ron Shanklin | 24 |

- Johnson eclipsed 3,000 career receiving yards in his 52nd game in the NFL, which was tied for the sixth-fewest games needed to reach 3,000 yards in franchise history.

- Johnson's 46 games with five or more receptions are the eighth-most in the NFL since he entered the NFL in 2019.

FEWEST GAMES TO 3,000 RECEIVING YARDS IN FRANCHISE HISTORY

| RANK | PLAYER | GP |
|------|---------------------|----|
| 1. | Juju Smith-Schuster | 44 |
| 2. | Mike Wallace | 45 |
| 3. | Antonio Brown | 48 |
| 4. | Plaxico Burris | 50 |
| 5. | Santonio Holmes | 51 |
| 6. | Diontae Johnson | 52 |

- Johnson caught a TD pass in three consecutive games for the first time in his career (Weeks 13-15). He was the first Steelers wideout with a TD reception in three straight games since Antonio Brown had a franchise-record streak of eight straight games with a TD catch in 2018.

LONGEST STREAK WITH TD RECEPTION – SINGLE SEASON – FRANCHISE HISTORY

| RANK | PLAYER | YEAR | START | END | GAMES |
|-------|------------------|------|---------|---------|-------|
| 1. | Antonio Brown, | 2018 | Week 3 | Week 11 | 8 |
| 2. | Ron Shanklin, | 1973 | Week 6 | Week 11 | 6 |
| 3. | Martavis Bryant, | 2014 | Week 7 | Week 10 | 4 |
| | Antonio Brown, | 2012 | Week 14 | Week 17 | 4 |
| | Heath Miller, | 2005 | Week 5 | Week 8 | 4 |
| | Hines Ward, | 2002 | Week 9 | Week 12 | 4 |
| | Charles Johnson, | 1998 | Week 7 | Week 10 | 4 |
| | Eric Green, | 1991 | Week 3 | Week 7 | 4 |
| | Louis Lipps, | 1985 | Week 12 | Week 15 | 4 |
| | John Stallworth, | 1978 | Week 13 | Week 16 | 4 |
| | John Stallworth, | 1977 | Week 8 | Week 11 | 4 |
| | Lynn Swann, | 1977 | Week 9 | Week 12 | 4 |
| | Lynn Swann, | 1975 | Week 7 | Week 10 | 4 |
| t-14. | Diontae Johnson, | 2023 | Week 13 | Week 15 | 3 |

- Johnson caught four passes for 89 yards (22.3 avg.), including a 71-yard TD at Baltimore in Week 18. He connected with QB **Mason Rudolph** for a career-long 71-yard TD pass that gave the Steelers a 14-7 lead with 14:49 left in the fourth quarter.
- He registered his fifth receiving TD of the season and 25th of his career (2019-23).
- Johnson caught four passes for 62 yards in Week 15 at Indianapolis and connected with QB **Mitch Trubisky** for a four-yard TD pass with 14:07 left in the second quarter that extended the Steelers lead to 13-0.
- Johnson caught three passes for 57 yards (19.0 avg.), including a TD vs. New England in Week 14. He connected with QB **Mitch Trubisky** for a 25-yard TD pass with 2:50 left in the second quarter that cut the Patriots lead to 21-10.
- Johnson connected with QB **Mitch Trubisky** for a two-yard TD pass that cut the Steelers deficit to 24-10 with 4:25 left in the fourth quarter in Week 13 vs. Arizona.
- Johnson connected with QB **Kenny Pickett** for a three-yard TD pass that gave the Steelers a 20-16 lead with 4:02 left in the fourth quarter in Week 9 vs. Tennessee.
- Johnson caught seven passes for 90 yards, including a 32-yard grab on a critical third-down conversion on the go-ahead TD drive against the Titans.
- Johnson returned from the Reserve/Injured List in Week 7 at L.A. Rams and caught five passes for 79 yards, including a 39-yard reception on 3rd and 8 from the Steelers' 43-yard line that led to a Jalen Warren 13-yard TD run that tied the score, 17-17.
- Johnson caught eight passes for 85 yards vs. Jacksonville in Week 8.

MOST 5+ RECEPTION GAMES – SINCE 2019

| RANK | PLAYER | GAMES |
|------|--------------------------------------|-------|
| 1. | Davante Adams, Las Vegas Raiders | 60 |
| 2. | Travis Kelce, Kansas City Chiefs | 59 |
| 3. | Stefon Diggs, Buffalo Bills | 57 |
| 4. | Chris Godwin, Tampa Bay Buccaneers | 54 |
| | Tyreek Hill, Miami Dolphins | 54 |
| 6. | Cooper Kupp, L.A. Rams | 53 |
| | Keenan Allen, L.A. Chargers | 53 |
| 8. | Diontae Johnson, Pittsburgh Steelers | 46 |
| 9. | D.J. Moore, Chicago Bears | 45 |
| | CeeDee Lamb, Dallas Cowboys | 45 |

- Johnson registered his 300th career reception in the 56th game of his career, which was the fewest games in franchise history and tied for the 11th-fewest games in NFL history to reach 300 career receptions.

FEWEST GAMES TO 300 CAREER RECEPTIONS IN NFL HISTORY

| RANK | PLAYER | GP |
|------|-----------------------------|----|
| 1. | Michael Thomas | 45 |
| | Odell Beckham Jr. | 45 |
| 3. | Anquan Boldin | 47 |
| 4. | Christian McCaffrey | 48 |
| 5. | Jarvis Landry | 49 |
| 6. | Keenan Allen | 51 |
| | Julio Jones | 51 |
| 8. | Alvin Kamara | 53 |
| 9. | Stefon Diggs | 55 |
| | A.J. Green | 55 |
| 11. | Diontae Johnson | 56 |
| | Two other players tied with | 56 |

- Johnson's 391 receptions are the 13th-most in the NFL since he entered the League in 2019.

MOST RECEPTIONS – SINCE 2019

| RANK | PLAYER | REC. |
|------|--------------------------------------|------|
| 1. | Davante Adams, Las Vegas Raiders | 519 |
| 2. | Stefon Diggs, Buffalo Bills | 501 |
| 3. | Travis Kelce, Kansas City Chiefs | 497 |
| 4. | Tyreek Hill, Miami Dolphins | 487 |
| 5. | Keenan Allen, L.A. Chargers | 484 |
| 6. | Cooper Kupp, L.A. Rams | 465 |
| 7. | Chris Godwin, Tampa Bay Buccaneers | 430 |
| 8. | Tyler Lockett, Seattle Seahawks | 416 |
| 9. | D.J. Moore, Chicago Bears | 401 |
| 10. | DeAndre Hopkins, Tennessee Titans | 393 |
| 11. | Amari Cooper, Cleveland Browns | 389 |
| 12. | Diontae Johnson, Pittsburgh Steelers | 387 |

MR. ROBINSON'S NEIGHBORHOOD

- WR **Allen Robinson** has played in 127 career games (122 starts) over 10 seasons with Jacksonville (2014-17), Chicago (2018-21), L.A. Rams (2022) and Pittsburgh (2023).
- Robinson has recorded 562 career receptions for 7,028 yards (12.5 avg.), 43 TDs and has at least one reception in 124 career games.
- He reached 7,000 career receiving yards in Week 16 vs. Cincinnati. He became the 135th member of the 7,000 yard club (one of 18 active).
- Among active players, Robinson ranks 18th in the NFL in receiving yards, 19th in receptions and 17th in TDs.
- Robinson failed to catch a pass in a game for the first time in his career in Week 8 vs. Jacksonville (had caught a pass in all 116 regular-season games of his 10-year NFL career).
- His 116 consecutive games with at least one reception was the third-longest active streak to open an NFL career.
- His 116 consecutive games with at least one reception was the sixth-longest active streak in the NFL.
- Robinson reached 500 career receptions in Week 2 of 2022 against Atlanta. He became the 160th member of the 500 catch club.

WIZARD OF BOZ

- Since joining the Steelers in 2015, K **Chris Boswell** is 231-of-265 on field goal attempts (87.2%), including 103-of-130 (79.2%) on attempts of 40 yards or longer.
- Boswell ranks second in field goal percentage (87.2%) among all NFL kickers with at least 250 field goal attempts since the start of the 2015 season.

FG PCT. LEADERS – SINCE 2015 (MIN. 250 FG ATT.)

| RANK | KICKER | M-A | FG% |
|------|----------------|---------|------|
| 1. | Justin Tucker | 298-330 | 90.3 |
| 2. | Chris Boswell | 230-264 | 87.2 |
| 3. | Dustin Hopkins | 223-260 | 85.8 |
| 4. | Jason Myers | 230-269 | 85.5 |
| 5. | Matt Prater | 238-281 | 84.7 |

- Boswell's 87.2 field goal percentage is the highest in Steelers history among kickers with at least 200 field goal attempts.

STEELERS ALL-TIME FG PCT. LEADERS (MIN. 200 ATTEMPTS)

| RANK | KICKER, YEARS | FGM-FGA | FG% |
|------|-----------------------------|---------|------|
| 1. | Chris Boswell, 2015-current | 230-264 | 87.2 |
| 2. | Jeff Reed, 2002-10 | 204-249 | 81.9 |
| 3. | Gary Anderson, 1982-94 | 309-395 | 78.2 |
| 4. | Roy Gerela, 1971-78 | 146-227 | 64.3 |

- Boswell is one of three players in team history with at least 200 career field goals.

STEELERS ALL-TIME FG MADE LEADERS

| RANK | KICKER, YEARS | FGM |
|------|-----------------------------|-----|
| 1. | Gary Anderson, 1982-94 | 309 |
| 2. | Chris Boswell, 2015-current | 231 |
| 3. | Jeff Reed, 2002-10 | 204 |
| 4. | Roy Gerela, 1971-78 | 146 |
| 5. | Shaun Suisham, 2010-14 | 124 |

- Boswell has registered 38 career games with three or more field goals made.
- Boswell has connected on four or more field goals in a single game 12 times in his career.

- Boswell made a franchise record 25 consecutive field goals, which was the longest active streak in the NFL when it ended in Week 11 of 2020 at Jacksonville.

MOST CONSECUTIVE FG IN STEELERS HISTORY

| RANK | KICKER, YEARS | CONSECUTIVE FGs |
|------|------------------------|-----------------|
| 1. | Chris Boswell, 2019-20 | 25 |
| 2. | Shaun Suisham, 2013-14 | 24 |
| 3. | Jeff Reed, 2004-05 | 22 |
| 4. | Chris Boswell, 2021 | 20 |
| 5. | Gary Anderson, 1994 | 19 |
| | Jeff Reed, 2007-08 | 19 |
| 7. | Gary Anderson, 1985 | 18 |
| 8. | Chris Boswell, 2016-17 | 17 |
| | Norm Johnson, 1997 | 17 |
| 10. | Chris Boswell, 2022-23 | 16 |
| | Chris Boswell, 2017 | 16 |
| | Shaun Suisham, 2012-13 | 16 |

BOZ IN THE CLUTCH

- K **Chris Boswell** has made 74-of-80 field goal attempts in his NFL career in the fourth quarter and overtime.
- Boswell ranks third in field goal percentage (92.5%) in the fourth quarter and overtime among all NFL kickers with at least 50 such field goal attempts since 2000.

FOURTH QUARTER/OVERTIME FG PCT. – SINCE 2000 (MIN. 75)

| RANK | KICKER | M-A | FG% |
|------|--------------------|---------|------|
| 1. | Stephen Gostkowski | 115-123 | 93.5 |
| 2. | Justin Tucker | 128-138 | 92.8 |
| 3. | Chris Boswell | 74-80 | 92.5 |
| 4. | Matt Stover | 65-72 | 90.3 |
| 5. | Josh Brown | 92-102 | 90.2 |

- Boswell has made 32 of 35 career field goals (91.4%) in the final five minutes of regulation and overtime.
- Boswell ranks fourth in field goal percentage (91.4%) in the final five minutes of regulation and overtime among all NFL kickers with at least 30 such field goal attempts since 2000.

FINAL FIVE MINUTES/OVERTIME FG PCT. – SINCE 2000 (MIN. 30)

| RANK | KICKER | M-A | FG% |
|------|---------------|-------|------|
| 1. | Nick Novak | 29-31 | 93.5 |
| 2. | Ryan Longwell | 39-42 | 92.9 |
| 3. | Justin Tucker | 59-64 | 92.2 |
| 4. | Chris Boswell | 32-35 | 91.4 |
| 5. | John Carney | 29-32 | 90.6 |

- Boswell has registered a franchise-record 10 career game-winning field goals (last five min. of the fourth quarter or overtime).

MOST GAME-WINNING FG IN LAST 5 MINUTES OF 4TH QUARTER OR OVERTIME (REGULAR AND POSTSEASON) IN FRANCHISE HISTORY

| RANK | KICKER, YEARS | FGM |
|------|-----------------------------|-----|
| 1. | Chris Boswell, 2015-current | 10 |
| 2. | Jeff Reed, 2002-10 | 9 |
| 3. | Gary Anderson, 1982-94 | 8 |
| 4. | Shaun Suisham, 2010-14 | 7 |
| 5. | Norm Johnson, 1995-98 | 4 |

BOSWELL GAME-WINNING FG IN LAST 5 MINUTES OF 4TH QUARTER OR OVERTIME (REGULAR AND POSTSEASON)

| YD | DATE | OPP | Q | TIME | PRE | POST | FINAL |
|----|------------|---------|----|------|-------|-------|---------------|
| 18 | 11/08/2015 | vs. OAK | 4 | 0:02 | 35-35 | 38-35 | W, 38-35 |
| 35 | 01/09/2016 | at CIN | 4 | 0:14 | 15-16 | 18-16 | W, 18-16 |
| 33 | 11/12/2017 | at IND | 4 | 0:00 | 17-17 | 20-17 | W, 20-17 |
| 53 | 11/26/2017 | vs. GB | 4 | 0:00 | 28-28 | 31-28 | W, 31-28 |
| 38 | 12/04/2017 | at CIN | 4 | 0:00 | 20-20 | 23-20 | W, 23-20 |
| 46 | 12/10/2017 | vs. BAL | 4 | 0:42 | 36-38 | 39-38 | W, 39-38 |
| 37 | 10/17/2021 | vs. SEA | OT | -- | 20-20 | 23-20 | W, 23-20 (ot) |
| 40 | 11/08/2021 | vs. CHI | 4 | 0:26 | 26-27 | 29-27 | W, 29-27 |
| 36 | 01/09/2022 | at BAL | OT | -- | 13-13 | 16-13 | W, 16-13 (ot) |
| 53 | 09/11/2022 | at CIN | OT | -- | 20-20 | 23-20 | W, 23-20 (ot) |

- Boswell has made 17 of 20 career field goals (85.0%) in the final two minutes of regulation and overtime (including playoffs).

BOSWELL FG IN LAST 2 MINUTES OF 4TH QUARTER OR OVERTIME (REGULAR AND POSTSEASON)

| YD | DATE | OPP | Q | TIME | PRE | POST | FINAL |
|-----|------------|---------|-----|-------|-------|-------|---------------|
| 18 | 11/08/2015 | vs. OAK | 4th | 0:02 | 35-35 | 38-35 | W, 38-35 |
| 35 | 01/09/2016 | at CIN | 4th | 0:14 | 15-16 | 18-16 | W, 18-16 |
| 47 | 01/17/2016 | at DEN | 4th | 0:19 | 13-23 | 16-23 | L, 16-23 |
| 43 | 09/17/2017 | vs. MIN | 4th | 1:53 | 23-9 | 26-9 | W, 26-9 |
| 33 | 11/12/2017 | at IND | 4th | 0:00 | 17-17 | 20-17 | W, 20-17 |
| 53 | 11/26/2017 | vs. GB | 4th | 0:00 | 28-28 | 31-28 | W, 31-28 |
| 38 | 12/04/2017 | at CIN | 4th | 0:00 | 20-20 | 23-20 | W, 23-20 |
| 46 | 12/10/2017 | vs. BAL | 4th | 0:42 | 36-38 | 39-38 | W, 39-38 |
| *42 | 09/09/2018 | at CLE | OT | ----- | 21-21 | 21-21 | T, 21-21 (ot) |
| *40 | 12/09/2018 | at OAK | 4th | 0:00 | 21-24 | 21-24 | L, 21-24 |
| 25 | 12/08/2019 | at ARI | 4th | 1:42 | 20-17 | 23-17 | W, 23-17 |
| 52 | 10/17/2021 | vs. SEA | 4th | 1:30 | 17-17 | 20-17 | W, 23-20 (ot) |
| 37 | 10/17/2021 | vs. SEA | OT | ----- | 20-20 | 23-20 | W, 23-20 (ot) |
| 40 | 11/08/2021 | vs. CHI | 4th | 0:26 | 26-27 | 29-27 | W, 29-27 |
| 36 | 01/09/2022 | at BAL | OT | ----- | 13-13 | 16-13 | W, 16-13 (ot) |
| *55 | 09/11/2022 | at CIN | OT | ----- | 20-20 | 23-20 | W, 23-20 (ot) |
| 53 | 09/11/2022 | at CIN | OT | ----- | 20-20 | 23-20 | W, 23-20 (ot) |
| 34 | 09/22/2022 | at CLE | 4th | 1:48 | 14-23 | 17-23 | L, 17-29 |
| 50 | 12/18/2022 | at CAR | 4th | 1:04 | 21-13 | 24-13 | W, 24-16 |
| 42 | 10/08/2023 | vs. BAL | 4th | 0:49 | 14-10 | 17-10 | W, 17-10 |

*indicates missed field goal

BOZ FROM 50-PLUS

- Kris Boswell has made 30-of-37 field goal attempts in his NFL career from 50+ yards, including 23 of his last 27.
- Boswell made five consecutive field goals from 50+ yards (streak ended in Week 8 vs. Jacksonville), which was tied for the second-longest streak in franchise history (he holds the record with nine straight field goals from 50+ yards).
- Boswell actually connected on a 55-yard field goal at the end of the first half vs. Jacksonville, but an offensive offsides negated and Boswell missed from 61 yards.

MOST CONSECUTIVE FG MADE FROM 50+ YARDS IN STEELERS HISTORY

| RANK | KICKER. SPAN | STREAK |
|------|--|--------|
| 1. | Chris Boswell, 11/03/1919 - 12/5/2021 | 9 |
| 2. | Chris Boswell, 11/16/2017 - 11/08/2018 | 5 |
| | Chris Boswell, 01/01/2023 - 10/29/2023 | 5 |
| 4. | Jeff Reed, 12/01/2002 - 10/17/2004 | 4 |
| 5. | Kris Brown, 11/12/2000 - 10/14/2001 | 3 |

- Boswell's nine straight made field goals of 50+ yards was tied for the 10th-longest such streak in the NFL since the start of the 1983 season.

MOST CONSECUTIVE FG MADE FROM 50+ YARDS - SINCE 1983

| RANK | KICKER. TEAM (SPAN) | STREAK |
|------|--|--------|
| 1. | Stephen Hauschka, SEA-BUF (9/20/2015-11/19/2017) | 13 |
| 2. | Robbie Gould, CHI (11/18/2010 - 10/10/2013) | 12 |
| | Blair Walsh, MIN (09/09/2012 - 09/29/2013) | 12 |
| | Justin Tucker, BAL (12/27/2015 - 12/18/2016) | 12 |
| | Matt Prater, DET (01/03/2016 - 09/24/2017) | 12 |
| 5. | Younghoe Koo, ATL (12/08/2019 - 10/31/2021) | 11 |
| | Tony Zendejas, HOU-LAN (11/13/1988 - 10/31/1993) | 11 |
| 7. | Jason Hanson, DET (11/22/2007 - 11/08/2009) | 10 |
| | Jason Sanders, MIA (10 12/01/2019 - 11/29/2020) | 10 |
| | Ryan Longwell, MIN (09/14/2008 - 10/23/2011) | 10 |
| 10. | Chris Boswell, PIT (11/03/2019 - 12/5/2021) | 9 |
| | Adam Vinatieri, IND (10/04/2015 - 10/09/2016) | 9 |
| | Justin Tucker, BAL (10/15/2017 - 11/18/2018) | 9 |
| | Matt Bryant, ATL (11/11/2010 - 11/10/2013) | 9 |
| | Matt Bryant, ATL (11/05/2017 - 11/18/2018) | 9 |

- Boswell has made 30-of-37 (81.1%) field goal attempts in his NFL career from 50 yards or further, including franchise-best 59-yards in Week 9 of 2020 at AT&T Stadium against Dallas and Week 4 of 2022 at Acrisure Stadium against N.Y. Jets.
- No kicker made a field goal of at least 50 yards in the first nine seasons of Acrisure Stadium (2001-09). Prior to Boswell joining the Steelers in 2015, Acrisure Stadium witnessed just four field goals of at least 50 yards.
- Boswell has 23 field goals of at least 50 yards at Acrisure Stadium in his career.
- Boswell's 30 field goals made from 50-plus yards are the most in Steelers history (Gary Anderson and Jeff Reed shared the previous franchise record with eight).

HIGHEST 50+ YARD FG PCT. FRANCHISE HISTORY (MIN. 15 ATT.)

| RANK | PLAYER | FG-FGA | PCT. |
|------|---------------|--------|------|
| 1. | Chris Boswell | 30-37 | 81.0 |
| 2. | Jeff Reed | 8-17 | 47.1 |
| 3. | Gary Anderson | 8-27 | 29.6 |

- Boswell's 81.0 field goal percentage on field goal attempts of 50 yards is the highest in the NFL since the 1970 AFL-NFL merger (min. 30 field goal attempts of 50 yards).

HIGHEST 50+ YARD FG PCT. - SINCE 1970 (MIN. 30 ATT.)

| RANK | PLAYER | FG-FGA | PCT. |
|------|--------------------|--------|------|
| 1. | Chris Boswell | 30-37 | 81.0 |
| 2. | Daniel Carlson | 25-32 | 78.1 |
| 3. | Matt Prater | 80-107 | 74.8 |
| 4. | Stephen Gostkowski | 32-43 | 74.4 |
| 5. | Younghoe Koo | 23-31 | 74.2 |

- Boswell connected on a 50-yard field goal with no time remaining in the second quarter that gave the Steelers a 24-0 lead.
- He connected on a 56-yard field goal with 6:39 remaining in the first quarter that cut the Patriots lead to 7-3 in Week 14.
- Boswell connected on a 57-yard field goal with 9:33 remaining in the third quarter that gave the Steelers a 16-7 lead over Las Vegas in Week 3.
- He connected on a 53-yard field goal with 14:51 remaining in the second quarter that gave the Steelers a 3-0 lead over L.A. Rams in Week 7.
- Boswell now has converted on the six longest field goals in franchise history and 11 of the 18 longest.

LONGEST FG IN FRANCHISE HISTORY

| RANK | PLAYER (DATE, OPP.) | FG |
|------|--|----|
| 1. | Chris Boswell (10/2/22 vs. N.Y. Jets) | 59 |
| | Chris Boswell (11/8/20 at Dallas) | 59 |
| 3. | Chris Boswell (9/26/23 at Las Vegas) | 57 |
| 4. | Chris Boswell (12/07/23 vs. New England) | 56 |
| | Chris Boswell (9/19/21 vs. Las Vegas) | 56 |
| 6. | Chris Boswell (10/16/22 vs. Tampa Bay) | 55 |
| | Gary Anderson (11/25/84 vs. San Diego) | 55 |
| | Kris Brown (10/14/01 at Kansas City) | 55 |
| 9. | Chris Boswell (11/8/21 vs. Chicago) | 54 |
| | Gary Anderson (12/8/91 at Houston) | 54 |

LONGEST FG IN ACRISURE STADIUM HISTORY

| RANK | PLAYER, TEAM (DATE, OPP.) | FG |
|------|--|----|
| 1. | Chris Boswell, Pittsburgh (10/2/22 vs. N.Y. Jets) | 59 |
| 2. | Chris Boswell, Pittsburgh (12/07/23 vs. New England) | 56 |
| | Chris Boswell, Pittsburgh (9/19/21 vs. Las Vegas) | 56 |
| 4. | Chris Boswell, Pittsburgh (10/16/22 vs. Tampa Bay) | 55 |
| 5. | Chris Boswell, Pittsburgh (11/8/21 vs. Chicago) | 54 |
| 6. | Chris Boswell, Pittsburgh (12/5/21 vs. Baltimore) | 53 |
| | Chris Boswell, Pittsburgh (11/26/17 vs. Green Bay) | 53 |
| | Dan Bailey, Dallas (11/13/16 at Pittsburgh) | 53 |
| 9. | Chris Boswell, Pittsburgh (9/18/23 vs. Cleveland) | 52 |
| | Chris Boswell, Pittsburgh (9/18/22 vs. New England) | 52 |
| | Chris Boswell, Pittsburgh (11/8/21 vs. Chicago) | 52 |
| | Chris Boswell, Pittsburgh (10/17/21 vs. Seattle) | 52 |
| | Chris Boswell, Pittsburgh (12/10/17 vs. Baltimore) | 52 |
| | Jeff Reed, Pittsburgh (9/12/10 vs. Atlanta) | 52 |
| | Justin Tucker, Baltimore (10/11/15 at Pittsburgh) | 52 |

- Boswell has made 21 field goals of 50 yards or longer since the start of the 2021 season, which is tied for the most in the NFL over the span.

MOST 50+ YARD FIELD GOALS – SINCE 2021

| RANK | KICKER | FGM |
|------|-----------------------------|-----|
| 1. | Chris Boswell, Pittsburgh | 21 |
| | Evan McPherson, Cincinnati | 21 |
| | Matt Prater, Arizona | 21 |
| 4. | Chase McLaughlin, Tampa Bay | 20 |
| 5. | Matt Gay, Indianapolis | 19 |

BLOCK PARTY

- Pittsburgh has officially blocked two punts in 2023, which is tied for the most by the franchise since 1960. The Steelers also blocked two punts in 2021 and 1976.

BLOCK LEADER BY MILES

- Miles Killebrew blocked a Baltimore punt with 11:12 remaining in the fourth quarter that resulted in a safety and cut the Steelers deficit to 10-5 in Week 5.
- It was the first blocked punt for Pittsburgh since Week 11 at L.A. Chargers (Nov. 21, 2021). Killebrew registered that blocked punt as well.
- Killebrew “blocked” a New England punt early in the fourth quarter that set up a Pittsburgh scoring drive that cut the Patriots deficit to 21-18 in Week 14 (the punt went past the line of scrimmage so not officially a blocked punt).
- In fact, Killebrew signed with the Steelers in 2021, and his three blocked punts are tied for the most by any team in the League, let alone individual player.
- Killebrew leads the NFL with three punts blocked since the start of the 2021 season.
- His four career blocked punts are tied for the most by any active player in the League.

RACE TO 170

- With victory in Week 12 at Cincinnati, Mike Tomlin became the 16th head coach in NFL history to reach 170 career wins.
- Tomlin registered 170 victories in 269 games coached, which was the fifth-fewest games coached in League history to reach 170 wins.

FEWEST GAMES COACHED TO 170 CAREER VICTORIES

| RANK | COACH | GAMES |
|------|----------------|-------|
| 1. | Don Shula | 233 |
| 2. | George Halas | 248 |
| 3. | Curly Lambeau | 256 |
| 4. | Bill Belichick | 267 |
| 5. | Mike Tomlin | 269 |

WINNING RECORD IN FIRST 17 SEASONS

- Mike Tomlin secured his 17th straight non-losing season with the Steelers’ ninth win in 2023, a 30-23 win at Seattle in Week 17, a streak dating back to his first season as the team’s head coach in 2007.
- Tomlin is the only head coach in NFL history to begin a head coaching tenure with at least 17 consecutive non-losing seasons.

MOST CONSECUTIVE NON-LOSING SEASONS TO BEGIN CAREER

| RANK | HEAD COACH | YEARS | SEASONS |
|------|----------------------|---------|---------|
| 1. | Mike Tomlin | 2007-23 | 17 |
| 2. | Marty Schottenheimer | 1984-97 | 14 |
| 3. | Don Shula | 1963-75 | 13 |
| 4. | George Allen | 1966-77 | 12 |
| | Curly Lambeau | 1921-32 | 12 |

- Tomlin has led the Steelers to a .500-or-better record in each of his 17 seasons as head coach. That is the third-longest streak of .500-or-better seasons by a head coach in NFL history.

MOST CONSECUTIVE NON-LOSING SEASONS IN NFL HISTORY

| RANK | HEAD COACH | YEARS | SEASONS |
|------|----------------|---------|---------|
| 1. | Tom Landry | 1965-85 | 21 |
| 2. | Bill Belichick | 2001-19 | 19 |
| 3. | Mike Tomlin | 2007-23 | 17 |
| 4. | George Halas | 1933-51 | 16 |

TOMLIN AMONG THE BEST

- Mike Tomlin has led Pittsburgh to a 173-100-2 (.633) record in the regular season since becoming the team’s head coach in 2007.
- Tomlin ranks ninth in NFL history with a regular-season record of 73 games over .500.

MOST GAMES ABOVE .500 BY HEAD COACH IN NFL HISTORY

| RANK | COACH | GAMES > .500 |
|------|---------------------------------|--------------|
| 5. | Paul Brown, 1946-1975 | 109 |
| 6. | Curly Lambeau, 1921-1953 | 94 |
| 7. | Tom Landry, 1960-88 | 88 |
| 8. | Marty Schottenheimer, 1984-2006 | 74 |
| 9. | Mike Tomlin, 2007-2023 | 73 |
| 10. | John Madden, 1969-78 | 71 |
| 11. | Tony Dungy, 1996-2008 | 70 |

- Tomlin, Bill Belichick, Andy Reid and Marty Schottenheimer are the only coaches in NFL history with career records of 70 or more games over .500 not in the Pro Football Hall of Fame.
- Tomlin’s 173 regular-season victories are the third-most in the NFL since 2007.

NFL HEAD COACH RECORDS – SINCE 2007

| RANK | COACH | RECORD | PLAYOFF APPS. | SUPER BOWL APPS. |
|------|----------------|-----------|---------------|------------------|
| 1. | Bill Belichick | 191-84 | 13 | 6 |
| 2. | Andy Reid | 178-96-1 | 13 | 2 |
| 3. | Mike Tomlin | 173-100-2 | 11 | 2 |
| 4. | John Harbaugh | 160-99 | 11 | 1 |
| 5. | Mike McCarthy | 159-94-2 | 12 | 1 |

- His 173 regular-season victories are the third-most among active coaches in the NFL.

MOST REGULAR-SEASON WINS – ACTIVE COACH

| RANK | COACH | WINS |
|------|----------------|------|
| 1. | Bill Belichick | 302 |
| 2. | Andy Reid | 258 |
| 3. | Mike Tomlin | 173 |
| 4. | Pete Carroll | 170 |
| 5. | Mike McCarthy | 167 |

- Tomlin's 173 regular-season victories are tied for the 11th-most in NFL history.

MOST REGULAR-SEASON WINS BY HEAD COACH – NFL HISTORY

| RANK | COACH | WINS |
|------|---------------|------|
| 10. | Chuck Knox | 186 |
| 11. | Mike Tomlin | 173 |
| | Jeff Fisher | 173 |
| 13. | Bill Parcells | 172 |
| 14. | Tom Coughlin | 170 |
| | Mike Shanahan | 170 |
| | Pete Carroll | 170 |

- Tomlin's .633 regular-season win percentage is the eighth-highest in NFL history (min. 150 games).

HEAD COACH WIN PCT. – NFL HISTORY (MIN. 150)

| RANK | COACH | W | L | T | WIN PCT. |
|------|----------------|-----|-----|----|----------|
| 1. | George Allen | 116 | 47 | 5 | .712 |
| 2. | George Halas | 318 | 148 | 31 | .682 |
| 3. | Don Shula | 328 | 156 | 6 | .677 |
| 4. | Tony Dungy | 139 | 69 | 0 | .668 |
| 5. | George Seifert | 114 | 62 | 0 | .648 |
| 6. | Bill Belichick | 302 | 165 | 0 | .647 |
| 7. | Andy Reid | 258 | 144 | 1 | .641 |
| 8. | Mike Tomlin | 173 | 100 | 2 | .633 |
| 9. | Curly Lambeau | 226 | 132 | 22 | .631 |
| 10. | Paul Brown | 166 | 100 | 6 | .624 |

- Tomlin's .633 regular-season win percentage is the third-highest among active NFL head coaches (min. 150 games).

HIGHEST REGULAR-SEASON WIN PCT. – ACTIVE COACH (MIN. 150)

| RANK | COACH | W | L | T | WIN PCT. |
|------|----------------|-----|-----|---|----------|
| 1. | Bill Belichick | 302 | 165 | 0 | .647 |
| 2. | Andy Reid | 258 | 144 | 1 | .641 |
| 3. | Mike Tomlin | 173 | 100 | 2 | .633 |
| 4. | Sean Payton | 160 | 98 | 0 | .620 |
| 5. | John Harbaugh | 160 | 99 | 0 | .618 |

CONTROLLING THE NORTH

- Mike Tomlin is 70-31-1 (.691) in the regular season against AFC North opponents during his career.
- Tomlin's 70 victories against the AFC North are the most by any head coach since the AFC North was adopted when the NFL realigned divisions in 2002.

MOST AFC NORTH VICTORIES

| RANK | COACH | WINS |
|------|----------------|------|
| 1. | Mike Tomlin | 70 |
| 2. | John Harbaugh | 56 |
| 3. | Marvin Lewis | 49 |
| 4. | Bill Belichick | 33 |
| 5. | Bill Cowher | 21 |

- Tomlin's .691 regular-season winning percentage against the AFC North is the third-highest by any head coach since the AFC North was adopted when the NFL realigned divisions in 2002 (min. 25 games).

BEST REGULAR-SEASON WIN PCT. VS. AFC NORTH (MIN. 25)

| RANK | COACH | W | L | T | WIN PCT. |
|------|----------------|----|----|---|----------|
| 1. | Bill Belichick | 33 | 10 | 0 | .767 |
| 2. | Bill Cowher | 21 | 9 | 0 | .700 |
| 3. | Mike Tomlin | 70 | 31 | 1 | .691 |
| 4. | Andy Reid | 19 | 12 | 1 | .609 |
| 5. | John Harbaugh | 56 | 40 | 0 | .583 |

- Tomlin's .691 regular-season intradivision winning percentage is the highest in the League since the 1970 AFL-NFL merger (min. 75 games).

BEST REGULAR-SEASON INTRADIVISION WIN PCT. – SINCE 1970 (MIN. 75)

| RANK | COACH | W | L | T | WIN PCT. |
|------|----------------|-----|----|---|----------|
| 1. | Mike Tomlin | 70 | 31 | 1 | .691 |
| 2. | Mike McCarthy | 68 | 30 | 2 | .690 |
| 3. | Bud Grant | 69 | 31 | 1 | .688 |
| 4. | Tom Landry | 101 | 46 | 0 | .687 |
| 5. | Bill Belichick | 119 | 61 | 0 | .661 |

- Tomlin has finished with a .500 or better record against AFC North opponents during the regular season in 16 of his 17 NFL seasons, including winning at least four games in 12 campaigns.

TOMLIN VS. AFC NORTH

| SEASON | RECORD | SEASON | RECORD |
|--------|--------|--------|--------|
| 2023 | 5-1 | 2014 | 4-2 |
| 2022 | 3-3 | 2013 | 4-2 |
| 2021 | 4-2 | 2012 | 3-3 |
| 2020 | 4-2 | 2011 | 4-2 |
| 2019 | 3-3 | 2010 | 5-1 |
| 2018 | 4-1-1 | 2009 | 2-4 |
| 2017 | 6-0 | 2008 | 6-0 |
| 2016 | 5-1 | 2007 | 5-1 |
| 2015 | 3-3 | | |

TOMLIN AWAY FROM ACRISURE STADIUM

- **Mike Tomlin** has guided Pittsburgh to a 76-60-1 (.558) regular-season road record.
- Tomlin earned his 75th regular-season road win in Week 17 of 2023 at Seattle. He is the only head coach in franchise history with 75 or more regular-season road victories.
- Tomlin has led Pittsburgh to at least four road wins in 11 of his first 17 seasons as the team's head coach and five road wins in nine of his 17 at the helm.
- Tomlin's 76 regular-season road victories are tied for the 10th-most in NFL history.

MOST REGULAR-SEASON ROAD WINS – NFL HISTORY

| RANK | COACH | WINS |
|------|---------------|------|
| 9. | Tom Coughlin | 78 |
| 10. | Mike Tomlin | 76 |
| | Sean Payton | 76 |
| 12. | Bill Parcells | 75 |
| | Dan Reeves | 75 |
| 14. | Chuck Noll | 74 |
| | Paul Brown | 74 |

- Tomlin's .558 regular-season road winning percentage is the 10th-highest in NFL history (min. 100 games).

BEST REGULAR-SEASON ROAD WIN PCT. – NFL HISTORY (MIN. 100)

| RANK | COACH | W | L | T | WIN PCT. |
|------|----------------|-----|----|----|----------|
| 1. | Andy Reid | 127 | 73 | 1 | .634 |
| 2. | George Halas | 136 | 87 | 11 | .610 |
| 3. | Don Shula | 145 | 97 | 3 | .599 |
| 4. | Bill Belichick | 138 | 95 | 0 | .592 |
| 5. | Sean Payton | 76 | 53 | 0 | .589 |
| 6. | Tony Dungy | 61 | 43 | 0 | .587 |
| 7. | Curly Lambeau | 101 | 77 | 13 | .567 |
| 8. | Paul Brown | 74 | 57 | 5 | .565 |
| 9. | Bud Grant | 71 | 56 | 2 | .559 |
| 10. | Mike Tomlin | 76 | 60 | 1 | .558 |

- Tomlin's 76 regular-season road victories are tied for the third-most among active head coaches.

MOST REGULAR-SEASON ROAD WINS – ACTIVE COACH

| RANK | COACH | WINS |
|------|----------------|------|
| 1. | Bill Belichick | 138 |
| 2. | Andy Reid | 127 |
| 3. | Mike Tomlin | 76 |
| | Sean Payton | 76 |
| 5. | Pete Carroll | 72 |

- Tomlin's .558 regular-season road winning percentage is the fourth-highest among active head coaches (min. 100 games).

BEST REGULAR-SEASON ROAD WIN PCT. – ACTIVE COACH (MIN. 100)

| RANK | COACH | W | L | T | WIN PCT. |
|------|----------------|-----|----|---|----------|
| 1. | Andy Reid | 127 | 73 | 1 | .634 |
| 2. | Bill Belichick | 138 | 95 | 0 | .592 |
| 3. | Sean Payton | 76 | 53 | 0 | .589 |
| 4. | Mike Tomlin | 76 | 60 | 1 | .558 |
| 5. | John Harbaugh | 67 | 62 | 0 | .519 |

- Tomlin's 76 regular-season road victories are the third-most in the NFL since the start of the 2007 season.

MOST REGULAR-SEASON ROAD WINS – SINCE 2007

| RANK | COACH | WINS |
|------|----------------|------|
| 1. | Andy Reid | 88 |
| 2. | Bill Belichick | 87 |
| 3. | Mike Tomlin | 76 |
| 4. | Sean Payton | 70 |
| 5. | John Harbaugh | 67 |

- Tomlin's .558 regular-season road winning percentage is the fourth-highest in the NFL since the start of the 2007 season (min. 100 games).

BEST REGULAR-SEASON ROAD WIN PCT. – SINCE 2007 (MIN. 100)

| RANK | COACH | W | L | T | WIN PCT. |
|------|----------------|----|----|---|----------|
| 1. | Andy Reid | 88 | 48 | 1 | .646 |
| 2. | Bill Belichick | 87 | 50 | 0 | .635 |
| 3. | Sean Payton | 70 | 51 | 0 | .579 |
| 4. | Mike Tomlin | 76 | 60 | 1 | .558 |
| 5. | Pete Carroll | 60 | 53 | 1 | .531 |

- Including the postseason, Tomlin has a .549 road winning percentage (78-64-1) during his 17 years.

TOMLIN GETS TO 31

- **Mike Tomlin** is one of three active NFL head coaches with over 170 victories and one of six active NFL head coaches to defeat at least 31 current NFL franchises.
- Tomlin has registered victories against 31 of the 32 NFL teams (lone exception is Pittsburgh).
- Tomlin became the 14th head coach in NFL history to accomplish that feat.
- Four of the 15 head coaches to defeat 31 of the current NFL franchises, Tomlin, **Bill Cowher**, Marvin Lewis and Sean Payton, only coached with one team.

MOST DIFFERENT CURRENT FRANCHISES DEFEATED

| Regular Season Only | | |
|----------------------|----------------|--------------------|
| Coach | Teams Defeated | Teams Missing |
| Bill Belichick | 32 | |
| Tony Dungy | 32 | |
| John Fox | 32 | |
| Bill Parcells | 32 | |
| Andy Reid | 32 | |
| Mike Shanahan | 32 | |
| Mike Tomlin | 31 | Steelers |
| Bruce Arians | 31 | Steelers |
| Pete Carroll | 31 | Seahawks |
| Bill Cowher | 31 | Steelers |
| John Harbaugh | 31 | Ravens |
| Mike Holmgren | 31 | Washington |
| Marvin Lewis | 31 | Bengals |
| Sean Payton | 31 | Saints |
| Marty Schottenheimer | 31 | Ravens |
| Ron Rivera | 31 | Chiefs |
| Tom Coughlin | 30 | Chargers, Colts |
| Jeff Fisher | 30 | Chargers, Titans |
| Joe Gibbs | 30 | Ravens, Washington |
| Mike McCarthy | 30 | Packers, Steelers |
| Wade Phillips | 30 | Broncos, Cowboys |
| George Seifert | 30 | Jaguars, Texans |
| Dick Vermeil | 30 | Chiefs, Eagles |

*indicates active coach

TOMLIN IN ONE-SCORE GAMES

- Mike Tomlin has guided Pittsburgh to a 98-61-2 (.615) regular-season games decided by one score (eight points or less).
- Tomlin's 98 regular-season victories in games decided by one score (eight points or less) are tied for the fifth-most in the League since the 1970 AFL-NFL merger.

MOST REGULAR-SEASON WINS IN ONE-SCORE GAMES – SINCE 1970

| RANK | COACH | WINS |
|------|----------------------|------|
| 1. | Bill Belichick | 120 |
| 2. | Andy Reid | 110 |
| 3. | Don Shula | 106 |
| 4. | Dan Reeves | 105 |
| 5. | Mike Tomlin | 98 |
| | Marty Schottenheimer | 98 |
| 7. | Bill Parcells | 89 |
| 8. | Jeff Fisher | 83 |
| | Chuck Knox | 83 |
| 10. | Pete Carroll | 82 |

- Tomlin's .615 regular-season winning percentage in games decided by one score (eight points or less) is tied for the highest in the NFL since the 1970 AFL-NFL merger (min. 100 games).

BEST REGULAR-SEASON WIN PCT. IN ONE-SCORE GAMES – SINCE 1970 (MIN. 100)

| RANK | COACH | W | L | T | WIN PCT. |
|------|----------------------|-----|----|---|----------|
| 1. | Mike Tomlin | 98 | 61 | 2 | .615 |
| | Tony Dungy | 67 | 42 | 0 | .615 |
| 3. | Don Shula | 106 | 67 | 2 | .612 |
| 4. | Marty Schottenheimer | 98 | 66 | 1 | .597 |
| 5. | Bud Grant | 67 | 45 | 2 | .596 |

- Tomlin's 98 regular-season victories in games decided by one score (eight points or less) are the most in the NFL since 2007.

MOST REGULAR-SEASON WINS IN ONE-SCORE GAMES – SINCE 2007

| RANK | COACH | WINS |
|------|----------------|------|
| 1. | Mike Tomlin | 98 |
| 2. | Andy Reid | 78 |
| 3. | John Harbaugh | 71 |
| 4. | Bill Belichick | 69 |
| 5. | Mike McCarthy | 66 |

- Tomlin's .615 regular-season winning percentage in games decided by one score (eight points or less) is the highest in the NFL since 2007 (min. 100 games).

BEST REGULAR-SEASON WIN PCT. IN ONE-SCORE GAMES – SINCE 2007 (MIN. 100)

| RANK | COACH | W | L | T | WIN PCT. |
|------|----------------|----|----|---|----------|
| 1. | Mike Tomlin | 98 | 61 | 2 | .615 |
| 2. | Bill Belichick | 69 | 50 | 0 | .580 |
| 3. | Mike McCarthy | 66 | 52 | 2 | .558 |
| 4. | Sean Payton | 63 | 53 | 0 | .543 |
| 5. | Andy Reid | 78 | 67 | 1 | .538 |

TOMLIN VS. AFC

- During his career, Mike Tomlin's regular-season record against the AFC is 127-76-1 (.625).
- Tomlin's 127 regular-season victories against the AFC are the fifth-most in the League since the 1970 AFL-NFL merger.

MOST REGULAR-SEASON WINS VS. AFC – SINCE 1970

| RANK | COACH | WINS |
|------|----------------------|------|
| 1. | Bill Belichick | 227 |
| 2. | Don Shula | 190 |
| 3. | Chuck Noll | 147 |
| 4. | Marty Schottenheimer | 142 |
| 5. | Mike Tomlin | 127 |
| 6. | Andy Reid | 126 |
| 7. | Mike Shanahan | 116 |
| 8. | Bill Cowher | 115 |
| | John Harbaugh | 115 |
| 10. | Marv Levy | 112 |

- Tomlin's .625 regular-season winning percentage against the AFC is the seventh-highest in the League since the 1970 AFL-NFL merger (min. 100 games).

BEST REGULAR-SEASON WIN PCT. VS. AFC – SINCE 1970 (MIN. 100)

| RANK | COACH | W | L | T | WIN PCT. |
|------|----------------------|-----|-----|---|----------|
| 1. | Tony Dungy | 79 | 29 | 0 | .731 |
| 2. | John Madden | 70 | 26 | 5 | .724 |
| 3. | Andy Reid | 126 | 61 | 1 | .673 |
| 4. | Bill Belichick | 227 | 121 | 0 | .652 |
| 5. | Don Shula | 190 | 111 | 2 | .631 |
| 6. | Bill Cowher | 115 | 68 | 0 | .628 |
| 7. | Mike Tomlin | 127 | 76 | 1 | .625 |
| 8. | John Harbaugh | 115 | 77 | 0 | .599 |
| | Marty Schottenheimer | 142 | 95 | 1 | .599 |
| 10. | Chuck Noll | 147 | 105 | 1 | .583 |

- Tomlin's 127 regular-season victories against the AFC are the second-most in the NFL since 2007.

MOST REGULAR-SEASON WINS VS. AFC – SINCE 2007

| RANK | COACH | WINS |
|------|----------------|------|
| 1. | Bill Belichick | 144 |
| 2. | Mike Tomlin | 127 |
| 3. | John Harbaugh | 115 |
| 4. | Andy Reid | 109 |
| 5. | Marvin Lewis | 71 |

- Tomlin's .625 regular-season winning percentage against the AFC is the third-highest since 2007.

BEST REGULAR-SEASON WIN PCT. VS. AFC – SINCE 2007 (MIN. 100)

| RANK | COACH | W | L | T | WIN PCT. |
|------|----------------|-----|----|---|----------|
| 1. | Bill Belichick | 145 | 59 | 0 | .711 |
| 2. | Andy Reid | 109 | 46 | 1 | .702 |
| 3. | Mike Tomlin | 127 | 76 | 1 | .625 |
| 4. | John Harbaugh | 115 | 77 | 0 | .599 |
| 5. | Gary Kubiak | 55 | 50 | 0 | .524 |

- Tomlin's regular-season road record against the AFC is 56-45-1 (.554).
- Tomlin's 56 regular-season road victories against the AFC are tied for the fifth-most in the League since the 1970 AFL-NFL merger.

MOST REGULAR-SEASON ROAD WINS VS. AFC – SINCE 1970

| RANK | COACH | WINS |
|------|----------------------|------|
| 1. | Bill Belichick | 101 |
| 2. | Don Shula | 80 |
| 3. | Andy Reid | 61 |
| 4. | Marty Schottenheimer | 58 |
| 5. | Mike Tomlin | 56 |
| | Chuck Noll | 56 |
| 7. | Bill Cowher | 51 |
| 8. | John Harbaugh | 49 |
| | Jeff Fisher | 49 |
| 10. | Mike Shanahan | 48 |
| | Mary Levy | 48 |

- Tomlin's .554 regular-season road winning percentage against the AFC is the third-highest in the League since the 1970 AFL-NFL merger (min. 75 games).

BEST REGULAR-SEASON ROAD WIN PCT. VS. AFC – SINCE 1970 (MIN. 75)

| RANK | COACH | W | L | T | WIN PCT. |
|------|----------------------|-----|----|---|----------|
| 1. | Andy Reid | 61 | 32 | 1 | .654 |
| 2. | Bill Belichick | 101 | 73 | 0 | .580 |
| 3. | Mike Tomlin | 56 | 45 | 1 | .554 |
| 4. | Bill Cowher | 51 | 42 | 0 | .548 |
| 5. | Don Shula | 80 | 70 | 1 | .533 |
| 6. | John Harbaugh | 49 | 47 | 0 | .510 |
| 7. | Marty Schottenheimer | 58 | 61 | 1 | .487 |
| 8. | Mike Shanahan | 48 | 52 | 0 | .480 |
| | Mary Levy | 48 | 52 | 0 | .480 |
| 10. | Jeff Fisher | 49 | 59 | 0 | .454 |

- Tomlin's regular-season home record against the AFC is 71-31 (.696).
- Tomlin's 71 regular-season home victories against the AFC are the fifth-most in the League since the 1970 AFL-NFL merger.

MOST REGULAR-SEASON HOME WINS VS. AFC – SINCE 1970

| RANK | COACH | WINS |
|------|----------------------|------|
| 1. | Bill Belichick | 126 |
| 2. | Don Shula | 110 |
| 3. | Chuck Noll | 91 |
| 4. | Marty Schottenheimer | 84 |
| 5. | Mike Tomlin | 71 |
| 6. | Mike Shanahan | 68 |
| 7. | Chuck Knox | 67 |
| 8. | John Harbaugh | 66 |
| 9. | Andy Reid | 65 |
| 10. | Bill Cowher | 64 |
| | Dan Reeves | 64 |
| | Mary Levy | 64 |

- Tomlin's .696 regular-season home winning percentage against the AFC is tied for the seventh-highest in the League since the 1970 AFL-NFL merger (min. 75 games).

BEST REGULAR-SEASON ROAD WIN PCT. VS. AFC – SINCE 1970 (MIN. 75)

| RANK | COACH | W | L | T | WIN PCT. |
|------|----------------------|-----|----|---|----------|
| 1. | Bill Belichick | 126 | 48 | 0 | .724 |
| 2. | Don Shula | 110 | 41 | 1 | .727 |
| 3. | Chuck Noll | 91 | 36 | 0 | .717 |
| 4. | Chuck Knox | 67 | 27 | 0 | .713 |
| 5. | Marty Schottenheimer | 84 | 34 | 0 | .712 |
| 6. | Bill Cowher | 64 | 26 | 0 | .711 |
| 7. | Mike Tomlin | 71 | 31 | 0 | .696 |
| | Dan Reeves | 64 | 28 | 0 | .696 |
| 9. | Andy Reid | 65 | 29 | 0 | .691 |
| 10. | John Harbaugh | 66 | 30 | 0 | .688 |

- Including the postseason, Tomlin has a .614 winning percentage (134-84-1) against the AFC during his 17 years.

TOMLIN IN HIS FIRST 275 CAREER NFL GAMES COACHED

- **Mike Tomlin** became the 16th, fourth active and 14th since the 1970 AFL-NFL merger, head coach in NFL history to coach in 275 regular-season games.

MOST REGULAR-SEASON GAMES COACHED – SINCE 1970

| RANK | COACH | GAMES |
|------|---------------|-------|
| 10. | Mike Shanahan | 308 |
| 11. | Bill Parcells | 303 |
| 12. | Pete Carroll | 290 |
| 13. | Tom Landry | 280 |
| 14. | Mike Tomlin | 275 |

- Tomlin also became the fourth head coach to coach in 275 regular-season games with one team since the 1970 AFL-NFL merger.

MOST REGULAR-SEASON GAMES COACHED – ONE TEAM – SINCE 1970

| RANK | COACH, TEAM | GAMES |
|------|--------------------------------------|-------|
| 1. | Bill Belichick, New England Patriots | 386 |
| 2. | Chuck Noll, Pittsburgh Steelers | 342 |
| 3. | Tom Landry, Dallas Cowboys | 280 |
| 4. | Mike Tomlin, Pittsburgh Steelers | 275 |
| 5. | Jeff Fisher, Tennessee Titans | 262 |

- Tomlin's 173 regular-season victories in his first 275 games are the fifth-most in NFL history.

MOST REGULAR-SEASON VICTORIES IN FIRST 275 CAREER GAMES COACHED – NFL HISTORY

| RANK | COACH | WINS |
|------|----------------|------|
| 1. | Don Shula | 195 |
| 2. | George Halas | 190 |
| 3. | Curly Lambeau | 185 |
| 4. | Bill Belichick | 176 |
| 5. | Mike Tomlin | 173 |

- Tomlin's 173 regular-season victories in his first 275 games are the second-most since the 1970 AFL-NFL merger.

MOST REGULAR-SEASON VICTORIES IN FIRST 270 CAREER GAMES COACHED – SINCE 1970

| RANK | COACH | WINS |
|------|----------------------|------|
| 1. | Bill Belichick | 176 |
| 2. | Mike Tomlin | 173 |
| 3. | Mike McCarthy | 166 |
| | Chuck Knox | 166 |
| 5. | Marty Schottenheimer | 163 |
| | Andy Reid | 163 |

AMONG COACHES IN FIRST 17 YEARS

- **Mike Tomlin** earned his 173rd regular-season victory in Week 18 of 2023 at Baltimore, and accumulated a 173-100-2 regular-season record in his first 17 seasons as a head coach in the NFL (2007-23).
- Tomlin's 173 regular-season victories are the third-most in a coach's first 17 career seasons.

MOST WINS AMONG NFL HEAD COACHES DURING FIRST 17 SEASONS

| RANK | COACH | YEARS | WINS |
|------|----------------------|------------------------|------|
| 1. | Bill Belichick | 1991-95, 2000-11 | 175 |
| | Don Shula | 1963-79 | 175 |
| 3. | Mike Tomlin | 2007-23 | 173 |
| 4. | Mike McCarthy | 2006-18, 2020-23 | 167 |
| 5. | Pete Carroll | 1994, 1997-99, 2010-23 | 162 |
| 6. | Mike Holmgren | 1992-2008 | 161 |
| | Andy Reid | 1999-2012, 2013-15 | 161 |
| | Marty Schottenheimer | 1984-98, 2001-02 | 161 |
| 9. | John Harbaugh | 2008-23 | 160 |
| | Sean Payton | 2006-23 | 160 |

- Tomlin's .633 regular-season winning percentage is tied for the sixth-highest by a head coach in his first 17 career seasons.

BEST WIN PCT. AMONG NFL HEAD COACHES DURING FIRST 16 SEASONS

| RANK | COACH | YEARS | WIN PCT. |
|------|----------------------|------------------|----------|
| 1. | George Halas | 1920-29, 1933-39 | .747 |
| 2. | Don Shula | 1963-79 | .738 |
| 3. | Curly Lambeau | 1921-37 | .703 |
| 4. | Steve Owen | 1930-46 | .651 |
| 5. | Bill Belichick | 1991-95, 2000-11 | .643 |
| 6. | Mike Tomlin | 2007-23 | .633 |
| | Bud Grant | 1967-83 | .633 |
| 8. | Paul Brown | 1950-62, 1968-75 | .619 |
| | Mike McCarthy | 2006-23 | .619 |
| 10. | Marty Schottenheimer | 1984-98, 2001-02 | .614 |

TOMLIN IN 17

- **Mike Tomlin's** 173 regular-season wins in his first 17 seasons rank as the most wins in team history for any coach in his first 17 campaigns, and his two Super Bowl appearances rank second in the franchise for a coach in his first 17 seasons.
- Tomlin's 11 postseason berths rank first in a coach's first 17 seasons with the Steelers and his seven division titles rank tied for second.

STEELERS HEAD COACHES RECORD THROUGH 17 SEASONS

| RANK | COACH | RECORD | YEARS |
|------|-------------|-------------------------|---------------------------------------|
| 1. | Mike Tomlin | 173-100-1 (.633) | 2007-23 |
| 2. | Chuck Noll | 149-97-1 (.605) | 1969-85 |
| RANK | COACH | SUPER BOWL APP. | TITLES |
| 1. | Chuck Noll | 4 (1974, '75, '78, '79) | 4 (1974, '75, '78, '79) |
| 2. | Mike Tomlin | 2 (2008, '10) | 1 (2008) |
| RANK | COACH | PLAYOFF APP. | YEARS |
| 1. | Mike Tomlin | 11 | 2007-08, '10-11, '14-17, '20-'21, '22 |
| 2. | Chuck Noll | 10 | 1972-79, 1982-83 |
| RANK | COACH | DIVISION TITLES | YEARS |
| 1. | Mike Tomlin | 7 (AFC North) | 2007-08, '10, '14, '16-17, '20 |
| | Chuck Noll | 7 (AFC Central) | 1972, '74-79 |
| | Bill Cowher | 8 (AFC Central/North) | 1992, '94-97, 2001, '02, '04 |

*Cowher coached just 15 seasons

| TOMLIN'S RECORD WHEN | | |
|-------------------------------|-----|-------|
| Overall | 173 | 100 2 |
| Home | 97 | 40 1 |
| Away | 76 | 60 1 |
| In overtime | 9 | 7 2 |
| Grass | 135 | 73 2 |
| Turf | 38 | 27 0 |
| Indoors | 15 | 8 0 |
| Outdoors | 158 | 92 2 |
| AFC | 127 | 76 1 |
| AFC North | 70 | 31 1 |
| AFC East | 15 | 20 0 |
| AFC South | 25 | 10 0 |
| AFC West | 17 | 15 0 |
| NFC | 46 | 24 1 |
| NFC North | 10 | 6 1 |
| NFC East | 10 | 7 0 |
| NFC South | 12 | 4 0 |
| NFC West | 14 | 7 0 |
| Playoffs | 8 | 9 0 |
| Wild Card | 2 | 5 0 |
| Divisional | 3 | 2 0 |
| Title Game | 2 | 1 0 |
| Super Bowl | 1 | 1 0 |
| On Sunday Night Football | 20 | 14 0 |
| On Monday Night Football | 20 | 3 0 |
| On Thursday Night Football | 9 | 10 0 |
| On Saturday | 4 | 1 0 |
| On Sunday at 1 p.m. ET | 91 | 43 2 |
| On Sunday at 4:25 p.m. ET | 28 | 27 1 |
| In September | 30 | 26 1 |
| In October | 43 | 21 0 |
| In November | 44 | 23 1 |
| In December | 46 | 29 0 |
| In January | 10 | 1 0 |
| Coming off a loss | 61 | 35 0 |
| Coming off a win | 102 | 57 1 |
| Coming off a tie | 0 | 2 0 |
| Opponent Coming off a loss | 74 | 50 1 |
| Opponent Coming off a win | 88 | 43 0 |
| Opponent Coming off a tie | 1 | 0 0 |
| Coming off a Bye | 13 | 4 0 |
| Opponent coming off a Bye | 9 | 7 1 |
| Scoring first | 108 | 36 2 |
| Opponent scores first | 65 | 64 0 |
| Leading at any point | 171 | 57 2 |
| Trailing at any point | 103 | 99 1 |
| Leading at halftime | 119 | 22 1 |
| Tied at halftime | 14 | 9 1 |
| Trailing at halftime | 40 | 69 0 |
| Decided by 3 points or fewer | 37 | 31 2 |
| Decided by 7 points or fewer | 90 | 59 2 |
| Decided by 8 pts or fewer | 98 | 60 2 |
| *Opp. Missed Playoffs | 102 | 56 2 |
| *Opp. Lost Wild Card | 28 | 15 0 |
| *Opp. Lost Divisional Playoff | 28 | 12 0 |
| *Opp. Lost Title Game | 9 | 8 0 |
| *Opp. Lost Super Bowl | 4 | 3 0 |
| *Opp. Won Super Bowl | 2 | 6 0 |

| TOMLIN'S RECORD WHEN | | |
|-------------------------------|-----|------|
| Leading after three quarters | 128 | 17 1 |
| Tied after three quarters | 12 | 8 0 |
| Trailing after three quarters | 33 | 75 1 |
| Scoring 40+ points | 11 | 0 0 |
| Scoring 30-39 points | 39 | 9 0 |
| Scoring 20-29 points | 89 | 28 1 |
| Scoring 0-19 points | 34 | 63 1 |
| Allowing 40+ points | 0 | 5 0 |
| Allowing 30-39 points | 5 | 28 0 |
| Allowing 20-29 points | 48 | 49 1 |
| Allowing 0-19 Points | 121 | 17 1 |
| 3 days rest | 8 | 9 0 |
| 4 days rest | 1 | 1 0 |
| 5 days rest | 15 | 8 1 |
| 6 days rest | 95 | 64 0 |
| 7 days rest | 18 | 2 0 |
| 9 days rest | 14 | 5 0 |
| 10 days rest | 1 | 1 0 |
| 12 days rest | 0 | 1 0 |
| 13 days rest | 9 | 3 0 |
| 14 days rest | 2 | 0 0 |
| Opp. 3 days rest | 8 | 9 0 |
| Opp. 5 days rest | 10 | 8 0 |
| Opp. 6 days rest | 111 | 61 0 |
| Opp. 7 days rest | 16 | 3 0 |
| Opp. 8 days rest | 1 | 0 0 |
| Opp. 9 days rest | 6 | 5 0 |
| Opp. 10 days rest | 2 | 1 0 |
| Opp. 13 days rest | 8 | 7 1 |
| Opp. 14 days rest | 1 | 0 0 |
| Outrushing opponent | 122 | 26 0 |
| Getting outrushed | 50 | 74 2 |
| Rushing Yards tied | 1 | 0 0 |
| Passing for more yards | 54 | 39 0 |
| Passing for fewer yards | 119 | 61 2 |
| Outgaining opponent | 130 | 42 2 |
| Outgained by opponent | 43 | 58 0 |
| Clear | 146 | 88 1 |
| Rain | 23 | 9 1 |
| Snow | 4 | 3 0 |
| Below 32-degrees | 15 | 7 0 |
| Above 32-degrees | 158 | 93 2 |
| Winning time of possession | 129 | 41 2 |
| Losing time of possession | 44 | 59 0 |
| Scoring a defensive TD | 30 | 2 0 |
| Allowing a defensive TD | 7 | 13 0 |
| Scoring a special teams TD | 11 | 0 0 |
| Allowing a special teams TD | 6 | 7 0 |
| Fewer penalty yards | 95 | 54 1 |
| More penalty yards | 78 | 46 1 |
| Winning turnover battle | 101 | 16 0 |
| Losing turnover battle | 26 | 64 2 |
| Tied turnover battled | 46 | 20 0 |
| -1 Turnovers | 20 | 28 0 |
| -2 Turnovers | 3 | 14 0 |
| -3 Turnovers | 3 | 11 1 |
| -4 Turnovers | 0 | 8 0 |
| -5 Turnovers | 0 | 1 1 |

| TOMLIN'S RECORD WHEN | | |
|--------------------------|-----|------|
| -7 Turnovers | 0 | 2 0 |
| +1 Turnovers | 44 | 13 0 |
| +2 Turnovers | 35 | 2 0 |
| +3 Turnovers | 14 | 1 0 |
| +4 Turnovers | 6 | 0 0 |
| +5 Turnovers | 1 | 0 0 |
| +6 Turnovers | 1 | 0 0 |
| 100-yard rusher | 57 | 9 2 |
| 100-yard receiver | 67 | 41 1 |
| 200-yard passer | 127 | 69 2 |
| 200-yard rusher | 2 | 0 0 |
| 200-yard receiver | 2 | 1 0 |
| 300-yard passer | 38 | 27 1 |
| 400-yard passer | 4 | 7 0 |
| 500-yard passer | 3 | 0 0 |
| Opp. 100-yard rusher | 15 | 26 2 |
| Opp. 100-yard receiver | 46 | 36 1 |
| Opp. 200-yard passer | 101 | 64 0 |
| Opp. 200-yard rusher | 0 | 2 0 |
| Opp. 200-yard receiver | 2 | 0 0 |
| Opp. 300-yard passer | 23 | 21 0 |
| Opp. 400-yard passer | 4 | 1 0 |
| Opp. 500-yard passer | 0 | 0 0 |
| Rookie Starting QB | 9 | 8 0 |
| Vs. Rookie Starting QB | 24 | 6 0 |
| Arizona Cardinals | 3 | 2 0 |
| Atlanta Falcons | 4 | 0 0 |
| Baltimore Ravens | 19 | 15 0 |
| Buffalo Bills | 5 | 3 0 |
| Carolina Panthers | 4 | 0 0 |
| Chicago Bears | 1 | 3 0 |
| Cincinnati Bengals | 25 | 9 0 |
| Cleveland Browns | 26 | 7 1 |
| Dallas Cowboys | 2 | 2 0 |
| Denver Broncos | 4 | 3 0 |
| Detroit Lions | 3 | 0 1 |
| Green Bay Packers | 4 | 1 0 |
| Houston Texans | 4 | 2 0 |
| Indianapolis Colts | 8 | 2 0 |
| Jacksonville Jaguars | 5 | 3 0 |
| Kansas City Chiefs | 5 | 4 0 |
| Las Vegas Raiders | 3 | 5 0 |
| L.A. Chargers | 4 | 3 0 |
| L.A. Rams | 5 | 0 0 |
| Miami Dolphins | 4 | 3 0 |
| Minnesota Vikings | 2 | 2 0 |
| New England Patriots | 3 | 9 0 |
| New Orleans Saints | 1 | 3 0 |
| N.Y. Giants | 3 | 1 0 |
| N.Y. Jets | 3 | 5 0 |
| Philadelphia Eagles | 2 | 3 0 |
| San Francisco 49ers | 2 | 3 0 |
| Seattle Seahawks | 4 | 2 0 |
| Tampa Bay Buccaneers | 3 | 1 0 |
| Tennessee Titans | 8 | 3 0 |
| Washington Football Team | 3 | 1 0 |

AMERICAN FOOTBALL CONFERENCE

EAST DIVISION

| TEAM | W | L | T | PCT | PF | PA | NET PTS | HOME | AWAY | CONF | DIV | STREAK |
|----------------------|----|----|---|------|-----|-----|---------|-------|-------|-------|-------|--------|
| Buffalo Bills | 11 | 6 | 0 | .647 | 451 | 311 | 140 | 7-2-0 | 4-4-0 | 7-5-0 | 4-2-0 | Won 5 |
| Miami Dolphins | 11 | 6 | 0 | .647 | 496 | 391 | 105 | 7-2-0 | 4-4-0 | 7-5-0 | 4-2-0 | Lost 2 |
| New York Jets | 7 | 10 | 0 | .412 | 268 | 355 | -87 | 4-5-0 | 3-5-0 | 4-8-0 | 2-4-0 | Won 1 |
| New England Patriots | 4 | 13 | 0 | .235 | 236 | 366 | -130 | 1-8-0 | 3-5-0 | 4-8-0 | 2-4-0 | Lost 2 |

NORTH DIVISION

| TEAM | W | L | T | PCT | PF | PA | NET PTS | HOME | AWAY | CONF | DIV | STREAK |
|----------------------------|-----------|----------|----------|-------------|------------|------------|------------|--------------|--------------|--------------|--------------|--------------|
| Baltimore Ravens | 13 | 4 | 0 | .765 | 483 | 280 | 203 | 6-3-0 | 7-1-0 | 8-4-0 | 3-3-0 | Lost 1 |
| Cleveland Browns | 11 | 6 | 0 | .647 | 396 | 362 | 34 | 8-1-0 | 3-5-0 | 8-4-0 | 3-3-0 | Lost 1 |
| Pittsburgh Steelers | 10 | 7 | 0 | .588 | 304 | 324 | -20 | 5-4-0 | 5-3-0 | 7-5-0 | 5-1-0 | Won 3 |
| Cincinnati Bengals | 9 | 8 | 0 | .529 | 366 | 384 | -18 | 6-3-0 | 3-5-0 | 4-8-0 | 1-5-0 | Won 1 |

SOUTH DIVISION

| TEAM | W | L | T | PCT | PF | PA | NET PTS | HOME | AWAY | CONF | DIV | STREAK |
|----------------------|----|----|---|------|-----|-----|---------|-------|-------|-------|-------|--------|
| Houston Texans | 10 | 7 | 0 | .588 | 377 | 353 | 24 | 6-3-0 | 4-4-0 | 7-5-0 | 4-2-0 | Won 2 |
| Jacksonville Jaguars | 9 | 8 | 0 | .529 | 377 | 371 | 6 | 4-5-0 | 5-3-0 | 6-6-0 | 4-2-0 | Lost 1 |
| Indianapolis Colts | 9 | 8 | 0 | .529 | 396 | 415 | -19 | 4-5-0 | 5-3-0 | 7-5-0 | 3-3-0 | Lost 1 |
| Tennessee Titans | 6 | 11 | 0 | .353 | 305 | 367 | -62 | 5-4-0 | 1-7-0 | 4-8-0 | 1-5-0 | Won 1 |

WEST DIVISION

| TEAM | W | L | T | PCT | PF | PA | NET PTS | HOME | AWAY | CONF | DIV | STREAK |
|----------------------|----|----|---|------|-----|-----|---------|-------|-------|-------|-------|--------|
| Kansas City Chiefs | 11 | 6 | 0 | .647 | 371 | 294 | 77 | 5-4-0 | 6-2-0 | 9-3-0 | 4-2-0 | Won 2 |
| Las Vegas Raiders | 8 | 9 | 0 | .471 | 332 | 331 | 1 | 6-3-0 | 2-6-0 | 6-6-0 | 4-2-0 | Won 1 |
| Denver Broncos | 8 | 9 | 0 | .471 | 357 | 413 | -56 | 5-4-0 | 3-5-0 | 5-7-0 | 3-3-0 | Lost 1 |
| Los Angeles Chargers | 5 | 12 | 0 | .294 | 346 | 398 | -52 | 2-7-0 | 3-5-0 | 3-9-0 | 1-5-0 | Lost 5 |

NATIONAL FOOTBALL CONFERENCE

EAST DIVISION

| TEAM | W | L | T | PCT | PF | PA | NET PTS | HOME | AWAY | CONF | DIV | STREAK |
|-----------------------|----|----|---|------|-----|-----|---------|-------|-------|--------|-------|--------|
| Dallas Cowboys | 12 | 5 | 0 | .706 | 509 | 315 | 194 | 8-0-0 | 4-5-0 | 9-3-0 | 5-1-0 | Won 2 |
| Philadelphia Eagles | 11 | 6 | 0 | .647 | 433 | 428 | 5 | 6-2-0 | 5-4-0 | 7-5-0 | 4-2-0 | Lost 2 |
| New York Giants | 6 | 11 | 0 | .353 | 266 | 407 | -141 | 4-4-0 | 2-7-0 | 5-7-0 | 3-3-0 | Won 1 |
| Washington Commanders | 4 | 13 | 0 | .235 | 329 | 518 | -189 | 1-7-0 | 3-6-0 | 2-10-0 | 0-6-0 | Lost 8 |

NORTH DIVISION

| TEAM | W | L | T | PCT | PF | PA | NET PTS | HOME | AWAY | CONF | DIV | STREAK |
|-------------------|----|----|---|------|-----|-----|---------|-------|-------|-------|-------|--------|
| Detroit Lions | 12 | 5 | 0 | .706 | 461 | 395 | 66 | 6-2-0 | 6-3-0 | 8-4-0 | 4-2-0 | Won 1 |
| Green Bay Packers | 9 | 8 | 0 | .529 | 383 | 350 | 33 | 5-3-0 | 4-5-0 | 7-5-0 | 4-2-0 | Won 3 |
| Chicago Bears | 7 | 10 | 0 | .412 | 360 | 379 | -19 | 5-3-0 | 2-7-0 | 6-6-0 | 2-4-0 | Lost 1 |
| Minnesota Vikings | 7 | 10 | 0 | .412 | 344 | 362 | -18 | 2-6-0 | 5-4-0 | 6-6-0 | 2-4-0 | Lost 4 |

SOUTH DIVISION

| TEAM | W | L | T | PCT | PF | PA | NET PTS | HOME | AWAY | CONF | DIV | STREAK |
|----------------------|---|----|---|------|-----|-----|---------|-------|-------|--------|-------|--------|
| Tampa Bay Buccaneers | 9 | 8 | 0 | .529 | 348 | 325 | 23 | 4-4-0 | 5-4-0 | 7-5-0 | 4-2-0 | Won 1 |
| New Orleans Saints | 9 | 8 | 0 | .529 | 402 | 327 | 75 | 5-3-0 | 4-5-0 | 6-6-0 | 4-2-0 | Won 2 |
| Atlanta Falcons | 7 | 10 | 0 | .412 | 321 | 373 | -52 | 5-3-0 | 2-7-0 | 4-8-0 | 3-3-0 | Lost 2 |
| Carolina Panthers | 2 | 15 | 0 | .118 | 236 | 416 | -180 | 2-6-0 | 0-9-0 | 1-11-0 | 1-5-0 | Lost 3 |

WEST DIVISION

| TEAM | W | L | T | PCT | PF | PA | NET PTS | HOME | AWAY | CONF | DIV | STREAK |
|---------------------|----|----|---|------|-----|-----|---------|-------|-------|--------|-------|--------|
| San Francisco 49ers | 12 | 5 | 0 | .706 | 491 | 298 | 193 | 5-3-0 | 7-2-0 | 10-2-0 | 5-1-0 | Lost 1 |
| Los Angeles Rams | 10 | 7 | 0 | .588 | 404 | 377 | 27 | 5-3-0 | 5-4-0 | 8-4-0 | 5-1-0 | Won 4 |
| Seattle Seahawks | 9 | 8 | 0 | .529 | 364 | 402 | -38 | 5-3-0 | 4-5-0 | 7-5-0 | 2-4-0 | Won 1 |
| Arizona Cardinals | 4 | 13 | 0 | .235 | 330 | 455 | -125 | 2-6-0 | 2-7-0 | 3-9-0 | 0-6-0 | Lost 1 |

STEELERS 2023 REGULAR SEASON RECORD WHEN...

| CATEGORY | 2023 SEASON | | CATEGORY | 2023 SEASON | |
|---------------------------------------|-------------|--|------------------------------------|-------------|--|
| | W-L | | | W-L | |
| STEELERS AT ACRISURE STADIUM | 5-4 | | IN SEPTEMBER | 2-1 | |
| STEELERS ON THE ROAD | 5-3 | | IN OCTOBER | 2-2 | |
| STEELERS ON GRASS | 7-5 | | IN NOVEMBER | 3-1 | |
| STEELERS ON ARTIFICIAL TURF | 3-2 | | IN DECEMBER | 2-3 | |
| STEELERS IN DOMES | 0-0 | | IN JANUARY | 1-0 | |
| STEELERS IN RETRACTABLE ROOF STADIUMS | 0-0 | | | | |
| STEELERS OUTDOORS | 2-0 | | ON SUNDAY NIGHT | 1-0 | |
| STEELERS INDOORS | 0-0 | | ON THURSDAY NIGHT | 1-1 | |
| | | | ON MONDAY NIGHT | 1-0 | |
| STEELERS SCORE FIRST | 7-2 | | ON SATURDAY | 2-1 | |
| OPPONENT SCORES FIRST | 3-5 | | | | |
| STEELERS SCORE ON FIRST POSSESSION | 3-2 | | DAY GAMES | 7-6 | |
| STEELERS SCORE 20 OR MORE POINTS | 7-0 | | KICKOFF AT 12:00 EST | 0-0 | |
| STEELERS SCORE 19 OR LESS POINTS | 3-7 | | KICKOFF AT 3:00/3:05/3:15/3:35 EST | 0-0 | |
| STEELERS ALLOW 20 OR MORE | 2-6 | | NIGHT GAMES | 3-1 | |
| STEELERS ALLOW 19 OR LESS POINTS | 8-1 | | | | |
| | | | VS. AFC NORTH OVERALL | 5-1 | |
| STEELERS LEAD AFTER 1ST QUARTER | 5-1 | | VS. AFC NORTH AT HOME | 3-0 | |
| STEELERS TRAIL AFTER 1ST QUARTER | 1-5 | | VS. AFC NORTH ON THE ROAD | 2-1 | |
| SCORE TIED AFTER 1ST QUARTER | 4-1 | | | | |
| STEELERS LEAD AT HALFTIME | 5-0 | | VS. AFC | 7-5 | |
| STEELERS TRAIL AT HALFTIME | 4-7 | | VS. AFC EAST | 0-1 | |
| SCORE TIED AT HALFTIME | 1-0 | | VS. AFC SOUTH | 1-3 | |
| STEELERS LEAD AFTER 3RD QUARTER | 5-0 | | VS. AFC WEST | 1-0 | |
| STEELERS TRAIL AFTER 3RD QUARTER | 4-7 | | | | |
| SCORE TIED AFTER 3RD QUARTER | 1-0 | | VS. NFC | 3-2 | |
| GAME GOES TO OVERTIME | 0-0 | | VS. NFC EAST | 0-0 | |
| | | | VS. NFC SOUTH | 0-0 | |
| STEELERS HAVE + TURNOVER RATIO | 8-2 | | VS. NFC NORTH | 1-0 | |
| STEELERS HAVE - TURNOVER RATIO | 0-4 | | VS. NFC WEST | 2-2 | |
| TURNOVER RATIO EVEN | 2-1 | | | | |
| | | | | | |
| STEELERS HAVE 30:00+TOP | 5-2 | | | | |
| STEELERS HAVE LESS THAN 30:00 TOP | 5-5 | | | | |
| | | | | | |
| STEELERS HAVE 100-YARD RUSHER | 3-1 | | | | |
| STEELERS HAVE 300 NET PASSING YARDS | 0-0 | | | | |
| STEELERS HAVE 1 100-YARD RECEIVER | 6-0 | | | | |
| STEELERS HAVE 2 100-YARD RECEIVERS | 0-0 | | | | |
| | | | | | |
| STEELERS WIN COIN TOSS | 5-5 | | | | |
| STEELERS LOSE COIN TOSS | 5-2 | | | | |

| NO. | NAME | POS | HT | WT | DOB | EXP | COLLEGE | HOMETOWN | HOW ACQ |
|---|------------------------|-------|------|-----|------------|-----|------------------|-------------------------|---------------|
| 57 | Adams Sr., Montravius | DT | 6-4 | 304 | 7/24/1995 | 7 | Auburn | Vienna, GA | FA '21 |
| 74 | Anderson, Spencer | OL | 6-5 | 305 | 6/7/2000 | R | Maryland | Bowie, MD | D7b '23 |
| 19 | Austin III, Calvin | WR | 5-9 | 162 | 3/2/1992 | 2 | Memphis | Memphis, TN | D4 '22 |
| 95 | Benton, Keesam | DT | 6-4 | 309 | 7/17/2001 | R | Wisconsin | Janesville, WI | D2b '23 |
| 5 | Boswell, Chris | K | 6-2 | 185 | 3/16/1991 | 9 | Rice | Fort Worth, TX | FA '15 |
| 13 | Boykin, Miles | WR | 6-4 | 220 | 10/12/1996 | 5 | Notre Dame | New Lenox, IL | W '22 (BAL) |
| 61 | Cole, Mason | OL | 6-5 | 298 | 3/28/1996 | 6 | Michigan | Tarpon Springs, FL | FA '22 |
| 60 | Cook, Dylan | OT | 6-5 | 280 | 1/11/1998 | 1 | Montana | Butte, MT | FA '23 |
| 78 | Daniels, James | OL | 6-4 | 327 | 9/13/1997 | 6 | Iowa | Warren, OH | FA '22 |
| 39 | Fitzpatrick, Minkah | S | 6-1 | 207 | 11/17/1996 | 6 | Alabama | Old Bridge, NJ | TR '19 (MA) |
| 48 | Freiermuth, Pat | TE | 6-5 | 258 | 10/25/1998 | 3 | Penn State | Merrimac, MA | D2 '21 |
| 44 | Golden, Markus | LB | 6-3 | 260 | 3/13/1991 | 9 | Missouri | St. Louis, MO | FA '23 |
| 22 | Harris, Najee | RB | 6-1 | 242 | 3/9/1998 | 3 | Alabama | Antioch, CA | D1 '21 |
| 6 | Harvin III, Pressley | P | 6-0 | 255 | 9/17/1998 | 3 | Georgia Tech | Altooh, SC | D7b '21 |
| 71 | Herbig, Nate | OL | 6-4 | 334 | 7/10/1998 | 5 | Stanford | Honolulu, HI | FA '23 |
| 51 | Herbig, Nick | LB | 6-2 | 240 | 11/21/2001 | R | Wisconsin | Kauai, HI | D4 '23 |
| 97 | Heyward, Cameron | DT | 6-5 | 295 | 5/6/1989 | 13 | Ohio State | Pittsburgh, PA | D1 '11 |
| 83 | Heyward, Connor | TE/FB | 6-0 | 230 | 1/22/1999 | 2 | Michigan State | Duluth, GA | D6 '22 |
| 56 | Highsmith, Alex | LB | 6-4 | 242 | 8/7/1997 | 4 | Charlotte | Wilmington, NC | D3 '20 |
| 48 | Igbwebuike, Godwin | RB | 6-0 | 213 | 9/10/1994 | 4 | Northwestern | Columbus, OH | FA '23 |
| 18 | Johnson, Diontae | WR | 5-10 | 183 | 7/5/1996 | 5 | Toledo | Ruskin, FL | D3a '19 |
| 53 | Johnson, Kyron | LB | 6-0 | 235 | 7/24/1998 | 2 | Kansas | Arlington, TX | FA '23 |
| 77 | Jones, Broderick | OT | 6-5 | 311 | 5/16/2001 | R | Georgia | Lithonia, GA | D1 '23 |
| 28 | Killebrew, Miles | S | 6-2 | 222 | 5/10/1993 | 8 | Southern Utah | Henderson, NV | FA '22 |
| 46 | Kuntz, Christian | LS | 6-1 | 228 | 4/13/1994 | 3 | Duquesne | Pittsburgh, PA | FA '20 |
| 98 | Leal, DeMarvin | DE | 6-4 | 290 | 7/1/2000 | 2 | Texas A&M | San Antonio, TX | D3 '22 |
| 92 | Loudermilk, Isaiahh | DT | 6-7 | 293 | 10/10/1997 | 3 | Wisconsin | Howard, KS | D5 '21 |
| 40 | Martinez, Blake | LB | 6-2 | 237 | 1/9/1994 | 8 | Stanford | Tucson, AZ | FA '23 |
| 65 | Moore Jr., Dan | OT | 6-5 | 315 | 9/28/1993 | 3 | Texas A&M | Beaumont, TX | D4a '21 |
| 99 | Ogundimu, Camery | DT | 6-3 | 305 | 6/3/1994 | 7 | Charlotte | Greensboro, NC | FA '22 |
| 76 | Okorafor, Chukwuma | OL | 6-6 | 320 | 8/8/1997 | 7 | Western Michigan | Southfield, MI | D3b '18 |
| 20 | Peterson, Patrick | CB | 6-1 | 203 | 7/11/1990 | 13 | LSU | Pompano Beach, FL | FA '23 |
| 14 | Pickens, George | WR | 6-3 | 200 | 3/4/2001 | 2 | Georgia | Hoover, AL | D2 '22 |
| 8 | Pickett, Kenny | QB | 6-3 | 220 | 6/6/1998 | 2 | Pittsburgh | Oakhurst, NJ | D1 '22 |
| 42 | Pierre, James | CB | 6-2 | 185 | 9/16/1996 | 4 | Florida Atlantic | Deerfield Beach, FL | UDFA '20 |
| 24 | Porter Jr., Joey | CB | 6-2 | 193 | 7/26/2000 | R | Penn State | Bakersfield, CA | D2a '23 |
| 37 | Riley, Elijah | S | 6-0 | 205 | 6/12/1998 | 3 | Army | Port Jefferson, NY | W '22 (NYJ) |
| 50 | Roberts, Elandon | LB | 6-1 | 238 | 4/22/1994 | 8 | Houston | Port Arthur, TX | FA '23 |
| 93 | Robinson, Mark | LB | 5-11 | 235 | 8/14/1999 | 2 | Mississippi | Leesburg, GA | D7a '22 |
| 11 | Robinson II, Allen | WR | 6-2 | 220 | 8/24/1993 | 10 | Penn State | Detroit, MI | TR '23 (LAR) |
| 2 | Rudolph, Mason | QB | 6-5 | 235 | 6/17/1995 | 6 | Oklahoma State | Rock Hill, SC | D3a '18 |
| 21 | Rush, Darius | CB | 6-2 | 198 | 2/22/2000 | R | South Carolina | Kingstree, SC | FA '23 |
| 13 | Sermato, Isaac | OL | 6-4 | 303 | 10/28/1993 | 8 | Oregon State | Corvallis, OR | FA '23 |
| 34 | Sullivan, Chandon | CB | 5-11 | 189 | 8/7/1996 | 6 | Georgia State | Winder, GA | FA '23 |
| 17 | Thompson, Trenton | S | 6-1 | 196 | 12/18/1997 | 1 | San Diego State | Palm Springs, CA | FA '23 |
| 10 | Trubisky, Mitch | QB | 6-2 | 220 | 8/20/1994 | 7 | North Carolina | Mentor, OH | FA '22 |
| 38 | Walker, Mykal | LB | 6-3 | 232 | 8/28/1997 | 4 | Fresno State | Sacramento, CA | FA '23 |
| 29 | Wallace, Levi | CB | 6-0 | 179 | 6/12/1995 | 6 | Alabama | Tucson, AZ | FA '22 |
| 30 | Warren, Jaylen | RB | 5-8 | 215 | 11/1/1998 | 2 | Oklahoma State | Cottonwoods Heights, UT | UDFA '22 |
| 80 | Washington, Darnell | TE | 6-7 | 264 | 8/17/2001 | R | Georgia | Las Vegas, NV | D3 '23 |
| 10 | Watt, T.J. | LB | 6-4 | 252 | 10/11/1994 | 7 | Wisconsin | Pewaukee, WI | D1 '17 |
| 94 | Watts, Armon | DL | 6-5 | 307 | 7/22/1996 | 5 | Arkansas | St. Louis, MO | FA '23 |
| 87 | Williams, Rodney | TE | 6-4 | 235 | 4/10/2000 | 1 | UT Martin | Memphis, TN | FA '22 |
| Injured Reserve (5) | | | | | | | | | |
| 54 | Alexander, Kwon | LB | 6-1 | 227 | 8/3/1994 | 9 | LSU | Oxford, AL | FA '23 |
| 55 | Holcomb, Cole | LB | 6-1 | 240 | 7/30/1996 | 5 | North Carolina | New Smyrna Beach, FL | FA '23 |
| 31 | Neal, Keanu | S | 6-0 | 211 | 7/26/1995 | 8 | Florida | Bushnell, FL | FA '23 |
| 27 | Trice Jr., Cory | DB | 6-3 | 206 | 5/30/2000 | R | Purdue | Hopkinsville, KY | D7a '23 |
| 79 | Wren, Renell | DT | 6-5 | 315 | 10/23/1995 | 3 | Arizona State | St. Louis, MO | FA '22 |
| Practice Squad (16) | | | | | | | | | |
| 35 | Barcoo, Luq | CB | 6-1 | 180 | 7/27/1998 | 2 | San Diego State | San Diego, CA | FA '23 |
| 45 | Colletto, Jack | FB | 6-3 | 237 | 11/19/1998 | R | Oregon State | Camas, WA | FA '23 |
| 72 | Diesch, Kellen | OL | 6-7 | 300 | 8/23/1997 | 1 | Arizona State | Trophy Club, TX | FA '23 |
| 41 | Elliott, Jalen | S | 6-0 | 206 | 7/7/1998 | 2 | Notre Dame | Richmond, VA | FA '23 |
| 96 | Fehoko, Breiden | DL | 6-3 | 300 | 10/15/1996 | 3 | LSU | Honolulu, HI | FA '23 |
| 82 | Fitzpatrick, Dez | WR | 6-2 | 208 | 12/17/1997 | 2 | Louisville | Farmington Hills, MI | FA '23 |
| 16 | Jack, Myles | LB | 6-1 | 255 | 9/3/1995 | 8 | UCLA | Scottsdale, AZ | FA '22 |
| 91 | Marshall, Jonathan | DL | 6-3 | 310 | 9/16/1997 | 2 | Arkansas | Shepherd, TX | W '22 (NYJ) |
| 67 | McCullum, Ryan | C | 6-5 | 300 | 3/4/1998 | 2 | Texas A&M | Spring, TX | W '22 (DET) |
| 26 | McFarland Jr., Anthony | RB | 5-8 | 193 | 3/4/1999 | 4 | Maryland | Hvattsville, MD | D4a '20 |
| 4 | McSorley, Trace | QB | 6-0 | 210 | 8/23/1995 | 5 | Penn State | Ashburn, VA | FA '23 |
| 33 | Meadors, Nate | S | 5-9 | 191 | 2/13/1997 | 2 | UCLA | San Bernardino, CA | FA '23 |
| 15 | Mims, Denzel | WR | 6-3 | 207 | 10/10/1997 | 4 | Baylor | Daingerfield, TX | FA '23 |
| 25 | Rowe, Eric | S | 6-1 | 210 | 10/3/1992 | 8 | Utah | Spring, Texas | UFA, '19 (NE) |
| 49 | Smith, Jaylon | LB | 6-2 | 240 | 6/14/1995 | 7 | Notre Dame | Fort Wayne, IN | FA '23 |
| 85 | Watts, Duce | WR | 6-1 | 196 | 12/23/1999 | R | Tulane | Petal, MS | FA '23 |
| Reserve/Retired (1) | | | | | | | | | |
| 400 | Pottebaum, Monte | FB | 6-1 | 244 | 1/7/2000 | R | Iowa | Larchwood, IA | UDFA '23 |
| COACHING STAFF | | | | | | | | | |
| HEAD COACH: Mike Tomlin | | | | | | | | | |
| ASSISTANTS: Teryl Austin (Defensive Coordinator); Danny Smith (Special Teams Coordinator); Eddie Faulkner (Interim Offensive Coordinator/Running Backs); Grady Brown (Secondary); Aaron Curry (Inside Linebackers); Karl Dunbar (Defensive Line); Frisman Jackson (Wide Receivers); Denzel Martin (Outside Linebackers); Pat Meyer (Offensive Line); Alfredo Roberts (Tight Ends); Mike Sullivan (Quarterbacks); Gerald Alexander (Assistant Defensive Backs); David Corley (Assistant Quarterbacks); Isaac Williams (Assistant Offensive Line); Jason Brooks (Defensive Quality Control); Glenn Thomas (Offensive Assistant); Matt Tomsho (Quality Control); Garrett Glemont (Senior Conditioning Coordinator); Marcel Pastoor (Head Strength & Conditioning Coach); Rodain Delus (Strength & Conditioning Assistant) | | | | | | | | | |

| NO. | NAME | POS | HT | WT | DOB | EXP | COLLEGE | HOMETOWN | HOW ACQ |
|----------------------------|------------------------|-------|------|-----|------------|-----|------------------|------------------------|---------------|
| 2 | Rudolph, Mason | QB | 6-5 | 235 | 6/17/1995 | 6 | Oklahoma State | Rock Hill, SC | D3a '18 |
| 6 | Harvin III, Pressley | P | 6-0 | 255 | 9/17/1998 | 3 | Georgia Tech | Alcohol, SC | D7b '21 |
| 9 | Pickett, Kenny | QB | 6-2 | 222 | 6/6/1998 | 2 | Pittsburgh | Oakhurst, NJ | D1 '22 |
| 6 | Boswell, Chris | K | 6-2 | 185 | 3/16/1991 | 9 | Rice | Fort Worth, TX | FA '15 |
| 10 | Trubisky, Mitch | QB | 6-2 | 220 | 8/20/1994 | 7 | North Carolina | Mentor, OH | FA '22 |
| 11 | Robinson II, Allen | WR | 6-2 | 220 | 8/24/1993 | 10 | Penn State | Detroit, MI | TR '23 (LAR) |
| 13 | Boykin, Miles | WR | 6-4 | 220 | 10/12/1996 | 5 | Notre Dame | New Lenox, IL | W '22 (BAL) |
| 14 | Pickens, George | WR | 6-3 | 200 | 3/4/2001 | 2 | Georgia | Hoover, AL | D2 '22 |
| 17 | Thompson, Trenton | S | 6-1 | 196 | 12/18/1997 | 5 | San Diego State | Palm Springs, CA | FA '23 |
| 18 | Johnson, Dontae | WR | 5-10 | 183 | 7/5/1996 | 1 | Toledo | Ruskin, FL | D3a '19 |
| 19 | Austin III, Calvin | WR | 5-9 | 162 | 3/24/1999 | 2 | Memphis LSU | Memphis, TN | D4 '22 |
| 20 | Peterson, Patrick | CB | 6-1 | 203 | 7/11/1990 | 13 | LSU | Pompano Beach, FL | FA '23 |
| 21 | Rush, Darius | CB | 6-2 | 198 | 2/22/2000 | R | South Carolina | Kingstree, SC | FA '23 |
| 22 | Harris, Najee | RB | 6-1 | 242 | 3/9/1998 | 3 | Alabama | Antioch, CA | D1 '21 |
| 24 | Porter Jr., Joey | CB | 6-2 | 193 | 7/26/2000 | R | Penn State | Bakersfield, CA | D2a '23 |
| 28 | Killebrew, Miles | S | 6-2 | 222 | 5/10/1993 | 8 | Southern Utah | Henderson, NV | FA '22 |
| 29 | Wallace, Levi | CB | 6-0 | 179 | 6/12/1993 | 6 | Alabama | Tucson, AZ | FA '22 |
| 30 | Warren, Jaylen | RB | 5-8 | 215 | 11/1/1998 | 2 | Oklahoma State | Cottonwood Heights, UT | UDFA '22 |
| 34 | Sullivan, Chandon | CB | 5-11 | 189 | 8/7/1996 | 6 | Georgia State | Winder, GA | FA '23 |
| 37 | Riley, Elijah | S | 6-0 | 205 | 6/12/1998 | 3 | Army | Port Jefferson, NY | W '22 (NYJ) |
| 38 | Walker, Mykal | LB | 6-3 | 232 | 8/28/1997 | 4 | Fresno State | Sacramento, CA | FA '23 |
| 39 | Fitzpatrick, Minkah | S | 6-1 | 207 | 11/17/1996 | 6 | Alabama | Old Bridge, NJ | TR '19 (MIA) |
| 40 | Martinez, Blake | LB | 6-2 | 237 | 1/9/1994 | 8 | Stanford | Tucson, AZ | FA '23 |
| 42 | Pierre, James | CB | 6-2 | 185 | 9/16/1996 | 4 | Florida Atlantic | Deerfield Beach, FL | UDFA '20 |
| 44 | Golden, Markus | LB | 6-3 | 260 | 3/13/1991 | 9 | Missouri | St. Louis, MO | FA '23 |
| 46 | Kuntz, Christian | LB | 6-1 | 228 | 4/13/1994 | 3 | Duquesne | Pittsburgh, PA | FA '20 |
| 48 | Igwebuike, Godwin | RB | 6-0 | 213 | 9/10/1994 | 4 | Northwestern | Columbus, OH | FA '23 |
| 50 | Roberts, Elandon | LB | 6-1 | 238 | 4/22/1994 | 8 | Houston | Port Arthur, TX | FA '23 |
| 51 | Herbig, Nick | LB | 6-2 | 240 | 1/2/2001 | R | Wisconsin | Kauai, HI | D4 '23 |
| 53 | Johnson, Kyron | LB | 6-0 | 235 | 7/2/1999 | 2 | Kansas | Arlington, TX | FA '22 |
| 56 | Highsmith, Alex | LB | 6-4 | 242 | 8/7/1997 | 4 | Charlotte | Wilmington, NC | D3 '20 |
| 57 | Adams Sr., Montravius | DT | 6-4 | 304 | 7/24/1995 | 7 | Auburn | Vienna, GA | FA '21 |
| 60 | Cook, Dylan | OT | 6-5 | 280 | 1/11/1998 | 1 | Montana | Butte, MT | FA '23 |
| 61 | Cole, Mason | OL | 6-5 | 298 | 3/28/1996 | 6 | Michigan | Tarpon Springs, FL | FA '22 |
| 65 | Moore Jr., Dan | OT | 6-5 | 315 | 9/28/1998 | 3 | Texas A&M | Beaumont, TX | D4a '21 |
| 71 | Herbig, Nate | OL | 6-4 | 334 | 7/10/1998 | 5 | Stanford | Honolulu, HI | FA '23 |
| 73 | Seumalo, Isaac | OL | 6-4 | 303 | 10/29/1993 | 8 | Oregon State | Corvallis, OR | FA '23 |
| 74 | Anderson, Spencer | OL | 6-5 | 305 | 6/7/2000 | R | Maryland | Bowie, MD | D7b '23 |
| 76 | Okorafor, Chukwuma | OL | 6-6 | 320 | 8/8/1997 | 6 | Western Michigan | Southfield, MI | D3b '18 |
| 77 | Jones, Broderick | OT | 6-5 | 311 | 5/16/2001 | R | Georgia | Lithonia, GA | D1 '23 |
| 78 | Daniels, James | OL | 6-4 | 327 | 9/13/1997 | 6 | Iowa | Warren, OH | FA '22 |
| 80 | Washington, Darnell | TE | 6-7 | 264 | 8/17/2001 | R | Georgia | Las Vegas, NV | D3 '23 |
| 83 | Heyward, Connor | TE/FB | 6-0 | 230 | 1/22/1999 | 2 | Michigan State | Detroit, MI | D4 '22 |
| 87 | Williams, Rodney | TE | 6-4 | 235 | 1/10/2000 | 1 | UT Martin | Memphis, TN | FA '22 |
| 88 | Frierimuth, Pat | TE | 6-5 | 258 | 10/25/1998 | 3 | Penn State | Merrimac, MA | D2 '21 |
| 90 | Watt, T.J. | LB | 6-4 | 252 | 10/11/1994 | 7 | Wisconsin | Pewaukee, WI | D1 '17 |
| 92 | Loudermilk, Isaiahh | DT | 6-7 | 293 | 10/10/1997 | 3 | Wisconsin | Howard, KS | D5 '21 |
| 93 | Robinson, Mark | LB | 5-11 | 235 | 8/14/1999 | 2 | Mississippi | Leesburg, GA | D7a '22 |
| 94 | Watts, Armon | DL | 6-5 | 307 | 7/22/1996 | 5 | Arkansas | St. Louis, MO | FA '23 |
| 95 | Benton, Keanu | DT | 6-4 | 309 | 7/17/2001 | R | Wisconsin | Janesville, WI | D2b '23 |
| 97 | Heyward, Cameron | DT | 6-5 | 295 | 5/6/1989 | 13 | Ohio State | Pittsburgh, PA | D1 '11 |
| 98 | Leal, DeMarvin | DE | 6-4 | 290 | 7/1/2000 | 2 | Texas A&M | San Antonio, TX | D3 '22 |
| 99 | Ogunjobi, Larry | DT | 6-3 | 305 | 6/3/1994 | 7 | Charlotte | Greensboro, NC | FA '22 |
| Injured Reserve (5) | | | | | | | | | |
| 27 | Trice Jr., Cory | DB | 6-3 | 206 | 5/30/2000 | R | Purdue | Hopkinsville, KY | D7a '23 |
| 31 | Neal, Keanu | S | 6-0 | 211 | 7/26/1995 | 8 | Florida | Bushnell, FL | FA '23 |
| 54 | Alexander, Kwon | LB | 6-1 | 227 | 8/3/1994 | 9 | LSU | Oxford, AL | FA '23 |
| 55 | Holcomb, Cole | LB | 6-1 | 240 | 7/30/1996 | 5 | North Carolina | New Smyrna Beach, FL | FA '23 |
| 79 | Wren, Renell | DT | 6-5 | 315 | 10/23/1995 | 3 | Arizona | St. Louis, MO | FA '22 |
| Practice Squad (16) | | | | | | | | | |
| 4 | McSorley, Trace | QB | 6-0 | 210 | 8/23/1995 | 5 | Penn State | Ashburn, VA | FA '23 |
| 15 | Mims, Denzel | WR | 6-3 | 207 | 10/10/1997 | 4 | Baylor | Daingerfield, TX | FA '23 |
| 16 | Jack, Myles | LB | 6-1 | 255 | 9/3/1995 | 8 | UCLA | Scottsdale, AZ | FA '22 |
| 25 | Rowe, Eric | S | 6-1 | 210 | 10/3/1992 | 8 | Utah | Spring, Texas | UFA, '19 (NE) |
| 26 | McFarland Jr., Anthony | RB | 5-8 | 193 | 3/4/1999 | 4 | Maryland | Hyattsville, MD | D4a '20 |
| 33 | Meadors, Nate | S | 5-9 | 191 | 2/13/1997 | 2 | UCLA | San Bernardino, CA | FA '23 |
| 35 | Barcoo, Luq | CB | 6-1 | 180 | 7/27/1998 | 2 | San Diego State | San Diego, CA | FA '23 |
| 41 | Elliott, Jaen | S | 6-0 | 206 | 7/7/1998 | 2 | Notre Dame | Richmond, VA | FA '23 |
| 45 | Collette, Jack | FB | 6-3 | 237 | 11/19/1998 | R | Oregon State | Camas, WA | FA '23 |
| 49 | Smith, Jaylon | LB | 6-2 | 240 | 6/14/1995 | 7 | Notre Dame | Fort Wayne, IN | FA '23 |
| 62 | McCollum, Ryan | C | 6-5 | 300 | 3/4/1998 | 2 | Texas A&M | Spring, TX | W '22 (DET) |
| 72 | Diesch, Kellen | OL | 6-7 | 300 | 8/23/1997 | 1 | Arizona State | Trophy Club, TX | FA '23 |
| 82 | Fitzpatrick, Dez | WR | 6-2 | 208 | 12/17/1997 | 2 | Louisville | Farmington Hills, MI | FA '23 |
| 85 | Watts, Duce | WR | 6-1 | 196 | 12/23/1999 | R | Tulane | Petal, MS | FA '23 |
| 91 | Marshall, Jonathan | DL | 6-3 | 310 | 9/16/1997 | 2 | Arkansas | Shepherd, TX | W '22 (NYJ) |
| 96 | Fehoko, Breiden | DL | 6-3 | 300 | 10/15/1996 | 3 | LSU | Honolulu, HI | FA '23 |

Reserve/Retired (1)
 400 Pottebaum, Monte FB 6-1 244 1/7/2000 R Iowa Larchwood, IA UDFA '23

COACHING STAFF

HEAD COACH: Mike Tomlin

ASSISTANTS: Teryl Austin (Defensive Coordinator); Danny Smith (Special Teams Coordinator); Eddie Faulkner (Interim Offensive Coordinator/Running Backs); Grady Brown (Secondary); Aaron Curry (Inside Linebackers); Karl Dunbar (Defensive Line); Frisman Jackson (Wide Receivers); Denzel Martin (Outside Linebackers); Pat Meyer (Offensive Line); Alfredo Roberts (Tight Ends); Mike Sullivan (Quarterbacks); Gerald Alexander (Assistant Defensive Backs); David Corley (Assistant Quarterbacks); Isaac Williams (Assistant Offensive Line); Jason Brooks (Defensive Quality Control); Glenn Thomas (Offensive Assistant); Matt Tomsho (Quality Control); Garrett Glemont (Senior Conditioning Coordinator); Marcel Pastoor (Head Strength & Conditioning Coach); Rodain Delus (Strength & Conditioning Assistant)

QUARTERBACKS (3)

| | |
|----------------------------|--------------------------|
| 2 Mason Rudolph QB | 8 Kenny Pickett QB |
| 10 Mitch Trubisky QB | |

RUNNING BACKS (3)

| | |
|-------------------------------|---------------------------|
| 22 Najee Harris RB | 30 Jaylen Warren RB |
| 48 Godwin Igbwebuike RB | |

WIDE RECEIVERS (5)

| | |
|-------------------------------|-----------------------------|
| 11 Allen Robinson II WR | 13 Miles Boykin WR |
| 14 George Pickens WR | 18 Diontae Johnson WR |
| 19 Calvin Austin III WR | |

TIGHT ENDS (4)

| | |
|--------------------------------|-------------------------------|
| 80 Darnell Washington TE | 83 Connor Heyward TE/FB |
| 87 Rodney Williams TE | 88 Pat Freiermuth TE |

OFFENSIVE LINE (9)

| | |
|-------------------------------|------------------------------|
| 60 Dylan Cook OT | 61 Mason Cole OL |
| 65 Dan Moore Jr. OT | 71 Nate Herbig OL |
| 73 Isaac Seumalo OL | 74 Spencer Anderson OL |
| 76 Chukwuma Okorafor OL | 77 Broderick Jones OT |
| 78 James Daniels OL | |

LINEBACKERS (9)

| | |
|----------------------------|-----------------------------|
| 38 Mykal Walker LB | 40 Blake Martinez LB |
| 44 Markus Golden LB | 50 Elandon Roberts LB |
| 51 Nick Herbig LB | 53 Kyron Johnson LB |
| 56 Alex Highsmith LB | 90 T.J. Watt LB |
| 93 Mark Robinson LB | |

DEFENSIVE BACKS (10)

| | |
|-------------------------------|------------------------------|
| 17 Trenton Thompson S | 20 Patrick Peterson CB |
| 21 Darius Rush CB | 24 Joey Porter Jr. CB |
| 28 Miles Killebrew S | 29 Levi Wallace CB |
| 34 Chandon Sullivan CB | 37 Elijah Riley S |
| 39 Minkah Fitzpatrick S | 42 James Pierre CB |

DEFENSIVE LINE (7)

| | |
|---------------------------------|--------------------------------|
| 57 Montravius Adams Sr. DT | 92 Isaiahh Loudermilk DT |
| 94 Armon Watts DL | 95 Keanu Benton DT |
| 97 Cameron Heyward DT | 98 DeMarvin Leal DE |
| 99 Larry Ogunjobi DT | |

SPECIALISTS (3)

| | |
|-------------------------------|-------------------------|
| 6 Pressley Harvin III P | 9 Chris Boswell K |
| 46 Christian Kuntz LS | |

2023 PITTSBURGH STEELERS EXPERIENCE (AS OF JANUARY 14, 2024)

| NO | NAME | POS | HT | WT | DOB | AGE | EXP | COLLEGE | HOMETOWN | HOW ACQ | GP | GS | DPN | INA |
|------------------------------|-----------------------|-------|------|-----|----------|-----|-----|------------------|-------------------------|---------------|----|----|-----|-----|
| THIRTEENTH SEASON (2) | | | | | | | | | | | | | | |
| 97 | Cameron Heyward | DT | 6-5 | 295 | 05/06/89 | 34 | 13 | Ohio State | Pittsburgh, PA | D1'11 | 0 | 0 | 0 | 0 |
| 20 | Patrick Peterson | CB | 6-1 | 203 | 07/11/90 | 33 | 13 | LSU | Pompano Beach, FL | FA'23 | 0 | 0 | 0 | 0 |
| TENTH SEASON (1) | | | | | | | | | | | | | | |
| 11 | Allen Robinson II | WR | 6-2 | 220 | 08/24/93 | 30 | 10 | Penn State | Detroit, MI | TR'23 (LAR) | 0 | 0 | 0 | 0 |
| NINTH SEASON (3) | | | | | | | | | | | | | | |
| 9 | Chris Boswell | K | 6-2 | 185 | 03/16/91 | 32 | 9 | Rice | Fort Worth, TX | FA'15 | 0 | 0 | 0 | 0 |
| 54 | Kwon Alexander | LB | 6-1 | 227 | 08/03/94 | 29 | 9 | LSU | Oxford, AL | FA'23 | 0 | 0 | 0 | 0 |
| 44 | Markus Golden | LB | 6-3 | 260 | 03/13/91 | 32 | 9 | Missouri | St. Louis, MO | FA'23 | 0 | 0 | 0 | 0 |
| EIGHTH SEASON (7) | | | | | | | | | | | | | | |
| 40 | Blake Martinez | LB | 6-2 | 237 | 01/09/94 | 30 | 8 | Stanford | Tucson, AZ | FA'23 | 0 | 0 | 0 | 0 |
| 50 | Elandon Roberts | LB | 6-1 | 238 | 04/22/94 | 29 | 8 | Houston | Port Arthur, TX | FA'23 | 0 | 0 | 0 | 0 |
| 25 | Eric Rowe | S | 6-1 | 210 | 10/03/92 | 31 | 8 | Utah | Spring, Texas | UFA, '19 (NE) | 0 | 0 | 0 | 0 |
| 73 | Isaac Seumalo | OL | 6-4 | 303 | 10/29/93 | 30 | 8 | Oregon State | Corvallis, OR | FA'23 | 0 | 0 | 0 | 0 |
| 31 | Keanu Neal | S | 6-0 | 211 | 07/26/95 | 28 | 8 | Florida | Bushnell, FL | FA'23 | 0 | 0 | 0 | 0 |
| 28 | Miles Killebrew | S | 6-2 | 222 | 05/10/93 | 30 | 8 | Southern Utah | Henderson, NV | FA'22 | 0 | 0 | 0 | 0 |
| 16 | Myles Jack | LB | 6-1 | 255 | 09/03/95 | 28 | 8 | UCLA | Scottsdale, AZ | FA'22 | 0 | 0 | 0 | 0 |
| SEVENTH SEASON (5) | | | | | | | | | | | | | | |
| 49 | Jaylon Smith | LB | 6-2 | 240 | 06/14/95 | 28 | 7 | Notre Dame | Fort Wayne, IN | FA'23 | 0 | 0 | 0 | 0 |
| 99 | Larry Ogunjobi | DT | 6-3 | 305 | 06/03/94 | 29 | 7 | Charlotte | Greensboro, NC | FA'22 | 0 | 0 | 0 | 0 |
| 10 | North Trubisky | QB | 6-2 | 200 | 08/04/94 | 29 | 7 | North Carolina | Mentor, OH | FA'22 | 0 | 0 | 0 | 0 |
| 57 | Montavius Adams Sr. | DT | 6-4 | 304 | 07/24/95 | 28 | 7 | Auburn | Vienna, GA | FA'21 | 0 | 0 | 0 | 0 |
| 90 | T. J. Watt | LB | 6-4 | 252 | 10/11/94 | 29 | 7 | Wisconsin | Pewaukee, WI | D1'17 | 0 | 0 | 0 | 0 |
| SIXTH SEASON (7) | | | | | | | | | | | | | | |
| 34 | Chandon Sullivan | CB | 5-11 | 189 | 08/07/96 | 27 | 6 | Georgia State | Winder, GA | FA'23 | 0 | 0 | 0 | 0 |
| 76 | Chukwuma Okorofor | OL | 6-6 | 320 | 08/08/97 | 26 | 6 | Western Michigan | Southfield, MI | D3b'18 | 0 | 0 | 0 | 0 |
| 78 | James Daniels | OL | 6-4 | 327 | 09/13/97 | 26 | 6 | Iowa | Warren, OH | FA'22 | 0 | 0 | 0 | 0 |
| 29 | Levi Wallace | CB | 6-0 | 179 | 06/12/95 | 28 | 6 | Alabama | Tucson, AZ | FA'22 | 0 | 0 | 0 | 0 |
| 61 | Mason Cole | OL | 6-5 | 298 | 03/28/96 | 27 | 6 | Michigan | Tarpon Springs, FL | FA'22 | 0 | 0 | 0 | 0 |
| 2 | Mason Rudolph | QB | 6-5 | 235 | 06/17/95 | 28 | 6 | Oklahoma State | Rock Hill, SC | D3a'18 | 0 | 0 | 0 | 0 |
| 39 | Minkah Fitzpatrick | S | 6-1 | 207 | 11/17/96 | 27 | 6 | Alabama | Old Bridge, NJ | TR'19 (MIA) | 0 | 0 | 0 | 0 |
| FIFTH SEASON (6) | | | | | | | | | | | | | | |
| 94 | Armon Watts | DL | 6-5 | 307 | 07/22/96 | 27 | 5 | Arkansas | St. Louis, MO | FA'23 | 0 | 0 | 0 | 0 |
| 55 | Cole Holcomb | LB | 6-1 | 240 | 07/30/96 | 27 | 5 | North Carolina | New Smyrna Beach, FL | FA'23 | 0 | 0 | 0 | 0 |
| 18 | Diontae Johnson | WR | 5-10 | 183 | 07/05/96 | 27 | 5 | Toledo | Ruskin, FL | D3a'19 | 0 | 0 | 0 | 0 |
| 13 | Miles Boykin | WR | 6-4 | 220 | 10/12/96 | 27 | 5 | Notre Dame | New Lenox, IL | W'22 (BAL) | 0 | 0 | 0 | 0 |
| 71 | Nate Herbig | OL | 6-4 | 334 | 07/10/98 | 25 | 5 | Stanford | Honolulu, HI | FA'23 | 0 | 0 | 0 | 0 |
| 4 | Trace McSorley | QB | 6-0 | 210 | 08/23/95 | 28 | 5 | Penn State | Ashburn, VA | FA'23 | 0 | 0 | 0 | 0 |
| FOURTH SEASON (6) | | | | | | | | | | | | | | |
| 56 | Alex Highsmith | LB | 6-4 | 242 | 08/07/97 | 26 | 4 | Charlotte | Wilmington, NC | D3'20 | 0 | 0 | 0 | 0 |
| 26 | Anthony McFarland Jr. | RB | 5-8 | 193 | 03/04/99 | 24 | 4 | Maryland | Hyattsville, MD | D4a'20 | 0 | 0 | 0 | 0 |
| 15 | Denzel Mims | WR | 6-3 | 207 | 10/10/97 | 26 | 4 | Baylor | Dangerfield, TX | FA'23 | 0 | 0 | 0 | 0 |
| 48 | Godwin Igwebuike | RB | 6-0 | 213 | 09/10/94 | 29 | 4 | Northwestern | Columbus, OH | FA'23 | 0 | 0 | 0 | 0 |
| 42 | James Pierre | CB | 6-2 | 185 | 09/16/96 | 27 | 4 | Florida Atlantic | Deerfield Beach, FL | UDFA'20 | 0 | 0 | 0 | 0 |
| 38 | Mykal Walker | LB | 6-3 | 232 | 08/28/97 | 26 | 4 | Fresno State | Sacramento, CA | FA'23 | 0 | 0 | 0 | 0 |
| THIRD SEASON (9) | | | | | | | | | | | | | | |
| 96 | Breiden Fehoko | DL | 6-3 | 300 | 10/15/96 | 27 | 3 | LSU | Honolulu, HI | FA'23 | 0 | 0 | 0 | 0 |
| 46 | Christian Kuntz | LS | 6-1 | 228 | 04/13/94 | 29 | 3 | Duquesne | Pittsburgh, PA | FA'20 | 0 | 0 | 0 | 0 |
| 65 | Dan Moore Jr. | OT | 6-5 | 315 | 09/28/98 | 25 | 3 | Texas A&M | Beaumont, TX | D4a'21 | 0 | 0 | 0 | 0 |
| 37 | Elijah Riley | S | 6-0 | 205 | 06/12/98 | 25 | 3 | Army | Port Jefferson, NY | W'22 (NYJ) | 0 | 0 | 0 | 0 |
| 92 | Isaiah Loudermilk | DT | 6-7 | 293 | 10/10/97 | 26 | 3 | Wisconsin | Howard, KS | D5'21 | 0 | 0 | 0 | 0 |
| 22 | Najee Harris | RB | 6-1 | 242 | 03/09/98 | 25 | 3 | Alabama | Antioch, CA | D1'21 | 0 | 0 | 0 | 0 |
| 88 | Pat Freiermuth | TE | 6-5 | 258 | 10/25/98 | 25 | 3 | Penn State | Merrimac, MA | D2'21 | 0 | 0 | 0 | 0 |
| 6 | Pressley Harvin III | P | 6-0 | 255 | 09/17/98 | 25 | 3 | Georgia Tech | Alcolu, SC | D7b'21 | 0 | 0 | 0 | 0 |
| 79 | Renell Wren | DT | 6-5 | 315 | 10/23/95 | 28 | 3 | Arizona State | St. Louis, MO | FA'22 | 0 | 0 | 0 | 0 |
| SECOND SEASON (14) | | | | | | | | | | | | | | |
| 19 | Calvin Austin III | WR | 5-9 | 162 | 03/24/99 | 24 | 2 | Memphis | Memphis, TN | D4'22 | 0 | 0 | 0 | 0 |
| 83 | Connor Heyward | TE/FB | 6-0 | 230 | 01/22/99 | 24 | 2 | Michigan State | Duluth, GA | D6'22 | 0 | 0 | 0 | 0 |
| 98 | DeMarvin Leal | DE | 6-4 | 290 | 07/01/00 | 23 | 2 | Texas A&M | San Antonio, TX | D3'22 | 0 | 0 | 0 | 0 |
| 82 | Dez Fitzpatrick | WR | 6-2 | 208 | 12/17/97 | 26 | 2 | Louisville | Farmington Hills, MI | FA'23 | 0 | 0 | 0 | 0 |
| 114 | George Pickens | WR | 6-3 | 200 | 03/04/01 | 22 | 2 | Georgia | Hoover, AL | D2'22 | 0 | 0 | 0 | 0 |
| 41 | Jalen Elliott | S | 6-0 | 206 | 07/07/95 | 25 | 2 | Notre Dame | Richmond, VA | FA'23 | 0 | 0 | 0 | 0 |
| 30 | Jaylen Warren | RB | 5-8 | 215 | 11/01/98 | 25 | 2 | Oklahoma State | Cottonwoods Heights, UT | UDFA'22 | 0 | 0 | 0 | 0 |
| 91 | Jonathan Marshall | DL | 6-3 | 310 | 09/16/97 | 26 | 2 | Arkansas | Shepherd, TX | W'22 (NYJ) | 0 | 0 | 0 | 0 |
| 8 | Kenny Pickett | QB | 6-3 | 220 | 06/06/98 | 25 | 2 | Pittsburgh | Oakhurst, NJ | D1'22 | 0 | 0 | 0 | 0 |
| 53 | Kyron Johnson | LB | 6-0 | 235 | 07/24/98 | 25 | 2 | Kansas | Arlington, TX | FA'23 | 0 | 0 | 0 | 0 |
| 35 | Luq Barcoo | CB | 6-1 | 180 | 07/27/98 | 25 | 2 | San Diego State | San Diego, CA | FA'23 | 0 | 0 | 0 | 0 |
| 93 | Mark Robinson | LB | 5-11 | 235 | 08/14/99 | 24 | 2 | Mississippi | Leesburg, GA | D7a'22 | 0 | 0 | 0 | 0 |
| 33 | Nate Meadors | S | 5-9 | 191 | 02/13/97 | 26 | 2 | UCLA | San Bernardino, CA | FA'23 | 0 | 0 | 0 | 0 |
| 62 | Ryan McCollum | C | 6-5 | 300 | 03/04/98 | 25 | 2 | Texas A&M | Spring, TX | W'22 (DET) | 0 | 0 | 0 | 0 |
| FIRST SEASON (4) | | | | | | | | | | | | | | |
| 60 | Dylan Cook | OT | 6-5 | 280 | 01/11/98 | 25 | 1 | Montana | Butte, MT | FA'23 | 0 | 0 | 0 | 0 |
| 72 | Kellen Diesch | OL | 6-7 | 300 | 08/23/97 | 26 | 1 | Arizona State | Trophy Club, TX | FA'23 | 0 | 0 | 0 | 0 |
| 87 | Rodney Williams | TE | 6-4 | 235 | 04/10/00 | 23 | 1 | UT Martin | Memphis, TN | FA'22 | 0 | 0 | 0 | 0 |
| 17 | Trenton Thompson | S | 6-1 | 196 | 12/18/97 | 26 | 1 | San Diego State | Palm Springs, CA | FA'23 | 0 | 0 | 0 | 0 |
| ROOKIE (11) | | | | | | | | | | | | | | |
| 77 | Broderick Jones | OT | 6-5 | 311 | 05/16/01 | 22 | R | Georgia | Lithonia, GA | D1'23 | 0 | 0 | 0 | 0 |
| 27 | Cory Trice Jr. | DB | 6-3 | 206 | 05/30/00 | 23 | R | Purdue | Hopkinsville, KY | D7a'23 | 0 | 0 | 0 | 0 |
| 21 | Darius Rush | CB | 6-2 | 198 | 02/22/00 | 23 | R | South Carolina | Kingstree, SC | FA'23 | 0 | 0 | 0 | 0 |
| 80 | Darnell Washington | TE | 6-7 | 264 | 08/17/01 | 22 | R | Georgia | Las Vegas, NV | D3'23 | 0 | 0 | 0 | 0 |
| 85 | Duce Watts | WR | 6-1 | 196 | 12/23/99 | 24 | R | Tulane | Petal, MS | FA'23 | 0 | 0 | 0 | 0 |
| 45 | Jack Colletto | FB | 6-3 | 237 | 11/19/98 | 25 | R | Oregon State | Camas, WA | FA'23 | 0 | 0 | 0 | 0 |
| 24 | Joey Porter Jr. | CB | 6-2 | 193 | 07/26/00 | 23 | R | Penn State | Bakersfield, CA | D2a'23 | 0 | 0 | 0 | 0 |
| 95 | Keeanu Benton | DT | 6-4 | 309 | 07/17/01 | 22 | R | Wisconsin | Janesville, WI | D2b'23 | 0 | 0 | 0 | 0 |
| 40 | Monte Pottebaum | FB | 6-1 | 244 | 01/07/00 | 24 | R | Iowa | Larchwood, IA | UDFA'23 | 0 | 0 | 0 | 0 |
| 51 | Nick Herbig | LB | 6-2 | 240 | 11/21/01 | 22 | R | Wisconsin | Kauai, HI | D4'23 | 0 | 0 | 0 | 0 |
| 74 | Spencer Anderson | OL | 6-5 | 305 | 06/07/00 | 23 | R | Maryland | Bowie, MD | D7b'23 | 0 | 0 | 0 | 0 |

| YEAR | DRAFTEES (23) | FREE AGENTS (23) | COLLEGE FREE AGENTS (2) | TRADES/WAIVERS (4) |
|------|---|---|-----------------------------|---|
| 2023 | OT Broderick Jones (1) CB Joey Porter Jr. (2a) DT Keeanu Benton (2b) TE Darnell Washington (3) LB Nick Herbig (4) OL Spencer Anderson (7b) | OT Dylan Cook (FA '23) LB Markus Golden (FA '23) OL Nate Herbig (FA '23) RB Godwin Igwebuike (FA '23) LB Kyron Johnson (FA '23) LB Blake Martinez (FA '23) CB Patrick Peterson (FA '23) LB Elandon Roberts (FA '23) CB Darius Rush (FA '23) OL Isaac Seumalo (FA '23) CB Chandon Sullivan (FA '23) LB Mykal Walker (FA '23) DL Armon Watts (FA '23) | | WR Allen Robinson II (TR '23 LAR) |
| 2022 | QB Kenny Pickett (1) WR George Pickens (2) DE DeMarvin Leal (3) WR Calvin Austin III (4) TE/FB Connor Heyward (6) LB Mark Robinson (7a) | OL Mason Cole (FA '22) OL James Daniels (FA '22) S Miles Killebrew (FA '22) DT Larry Ogunjobi (FA '22) S Trenton Thompson (FA '23) QB Mitch Trubisky (FA '22) CB Levi Wallace (FA '22) | RB Jaylen Warren (UDFA '22) | WR Miles Boykin (W '22 BAL) S Elijah Riley (W '22 NYJ) |
| 2021 | RB Najee Harris (1) TE Pat Freiermuth (2) OT Dan Moore Jr. (4a) DT Isaiahh Loudermilk (5) P Pressley Harvin III (7b) | DT Montravius Adams Sr. (FA '21) | | |
| 2020 | LB Alex Highsmith (3) | LS Christian Kuntz (FA '20) | CB James Pierre (UDFA '20) | |
| 2019 | WR Diontae Johnson (3) | | | S Minkah Fitzpatrick (TR '19 MIA) |
| 2018 | QB Mason Rudolph (3) OL Chukwuma Okorafor (3b) | | | |
| 2017 | LB T.J. Watt (1) | | | |
| 2015 | | K Chris Boswell (FA '15) | | |
| 2011 | DT Cameron Heyward (1) | | | |

(As of January 9, 2024)

OFFENSE

| | | | |
|-----------|---------------------------|------------------------------|---------------------|
| WR | 18 Diontae Johnson | 19 Calvin Austin III | |
| LT | 65 Dan Moore Jr. | | |
| LG | 73 Isaac Seumalo | <u>74 Spencer Anderson</u> | |
| C | 61 Mason Cole | 71 Nate Herbig | |
| RG | 78 James Daniels | 71 Nate Herbig | |
| RT | <u>77 Broderick Jones</u> | 76 Chukwuma Okorafor | 60 Dylan Cook |
| TE | 88 Pat Freiermuth | <u>80 Darnell Washington</u> | 83 Connor Heyward |
| | | | 87 Rodney Williams |
| | | | 48 Godwin Igwebuike |
| RB | 22 Najee Harris | 30 Jaylen Warren | |
| FB | 83 Connor Heyward | | |
| QB | 8 Kenny Pickett | 2 Mason Rudolph | 10 Mitch Trubisky |
| WR | 11 Allen Robinson II | 19 Calvin Austin III | |
| WR | 14 George Pickens | 13 Miles Boykin | |

DEFENSE

| | | | |
|-------------|---------------------------|-------------------------|-----------------------|
| DT | 97 Cameron Heyward | 98 DeMarvin Leal | 92 Isaiahh Loudermilk |
| NT | <u>95 Keanu Benton</u> | 57 Montravius Adams Sr. | |
| DE | 99 Larry Ogunjobi | 94 Armon Watts | |
| LOLB | 90 T.J. Watt | 44 Markus Golden | 53 Kyron Johnson |
| LILB | 38 Mykal Walker | -or- 40 Blake Martinez | |
| RILB | 50 Elandon Roberts | 93 Mark Robinson | |
| ROLB | 56 Alex Highsmith | <u>51 Nick Herbig</u> | |
| RCB | <u>24 Joey Porter Jr.</u> | 29 Levi Wallace | 42 James Pierre |
| | | | <u>21 Darius Rush</u> |
| FS | 39 Minkah Fitzpatrick | 28 Miles Killebrew | |
| SS | 28 Miles Killebrew | 17 Trenton Thompson | 37 Elijah Riley |
| LCB | 20 Patrick Peterson | 29 Levi Wallace | |
| NB | 34 Chandon Sullivan | | |

SPECIALISTS

| | |
|-----------|-----------------------|
| P | 6 Pressley Harvin III |
| K | 9 Chris Boswell |
| LS | 46 Christian Kuntz |
| H | 6 Pressley Harvin III |
| KR | 48 Godwin Igwebuike |
| PR | 19 Calvin Austin III |

PRONUNCIATION GUIDE

| | | | |
|---------------------------|----------------|-------------------------|-----------------------------|
| Montravius Adams Sr. | MON-tray-v-us | DeMarvin Leal | lee-AL |
| Keanu Benton | Key-AH-knew | Larry Ogunjobi | O-gun-joe-bee |
| Pat Freiermuth | Friar-mooth | Chukwuma Okorafor | Chuck-WOO-muh oh-KOR-uh-for |
| Najee Harris | NAH-jee | Isaac Seumalo | say-uh-MAH-low |
| Godwin Igwebuike | ig-way-BEW-kay | Chandon Sullivan | CHAN-din |
| Kyron Johnson | KY-ren | Mitch Trubisky | truh-BISS-kee |
| Miles Killebrew | KILLA-brew | Levi Wallace | LEE-vye (like the jeans) |
| Christian Kuntz | KOONTZ | | |

| DATE | POS. | PLAYER | TRANSACTION | POS. | PLAYER | TRANSACTION |
|-------|------|-------------------|---|------|-----------------------|--|
| 11/6 | LB | Cole Holcomb | Placed on Reserve/Injured List | RB | Anthony McFarland Jr. | Activated from Reserve/Injured List to Active Roster |
| 11/1 | DT | Cameron Heyward | Activated from Reserve/Injured List to Active Roster | | | |
| 10/31 | S | Jalen Elliott | Signed to Practice Squad | LB | David Perales | Released |
| 10/30 | LB | Mykal Walker | Signed to Practice Squad | LB | Caleb Johnson | Released |
| 10/24 | LB | Caleb Johnson | Signed to Practice Squad | TE | Scotty Washington | Signed to Practice Squad |
| | TE | Noah Gindorff | Released | OL | Obinna Eze | Released |
| 10/21 | WR | Diontae Johnson | Activated from Reserve/Injured List to Active Roster | TE | Pat Freiermuth | Placed on Reserve/Injured List |
| | WR | Gunner Olszewski | Released | | | |
| 10/18 | CB | Darius Rush | Signed off Kansas City Chiefs Practice Squad to Active Roster | CB | Desmond King II | Released |
| 10/9 | FB | Zander Horvath | Released | FB | Jack Colletto | Signed to Practice Squad |
| | P | Brad Wing | Released | | | |
| 10/4 | TE | Rodney Williams | Promoted to the Active Roster from the Practice Squad | WR | Dez Fitzpatrick | Signed to Practice Squad |
| | TE | Noah Gindorff | Signed to Practice Squad | | | |
| 10/3 | WR | Denzel Mims | Signed to Practice Squad | OL | Obinna Eze | Signed to Practice Squad |
| | RB | Greg Bell | Released | WR | Jalen Camp | Released |
| | WR | Jacob Copeland | Released | | | |
| 10/2 | WR | Dez Fitzpatrick | Released | | | |
| 9/27 | P | Brad Wing | Signed to Practice Squad | WR | Jalen Camp | Signed to Practice Squad |
| | CB | Kalon Barnes | Released | | | |
| 9/26 | WR | Simi Fehoko | Signed to the L.A. Chargers Active Roster | | | |
| 9/20 | DL | Breiden Fehoko | Promoted to the Active Roster from the Practice Squad | RB | Godwin Igwebuike | Signed off the Atlanta Falcons Practice Squad to the Active Roster |
| | WR | Duece Watts | Signed to Practice Squad | | | |
| 9/18 | WR | Diontae Johnson | Placed on Reserve/Injured List | J | Anthony McFarland Jr. | Placed on Reserve/Injured List |
| 9/15 | CB | Kalon Barnes | Signed to Practice Squad | | | |
| 9/14 | DT | Cameron Heyward | Placed on Reserve/Injured List | WR | Dez Fitzpatrick | Promoted to the Active Roster from the Practice Squad |
| | RB | Greg Bell | Signed to Practice Squad | CB | Luq Barcoo | Signed to Practice Squad |
| | S | Josiah Scott | Placed on Practice Squad/Injured List | CB | Anthony Brown | Released |
| 9/13 | C | Ryan McCollum | Signed to Practice Squad | | | |
| 9/12 | WR | Jacob Copeland | Signed to Practice Squad | CB | Luq Barcoo | Released |
| | RB | Greg Bell | Released | | | |
| 9/2 | RB | Qadree Ollison | Signed to Practice Squad | FB | Zander Horvath | Signed to Practice Squad |
| | LB | Tariq Carpenter | Signed to Practice Squad | LB | Tariq Carpenter | Signed to Practice Squad |
| | RB | Alfonzo Graham | Waived/Injured | | | |
| 8/31 | CB | Desmond King II | Signed to one-year contract | OT | Kellen Diesch | Signed to Practice Squad |
| | WR | Simi Fehoko | Signed to Practice Squad | G | Joey Fisher | Signed to Practice Squad |
| | S | Josiah Scott | Signed to Practice Squad | | | |
| 8/30 | CB | Luq Barcoo | Signed to Practice Squad | CB | Anthony Brown | Signed to Practice Squad |
| | DT | Breiden Fehoko | Signed to Practice Squad | DL | Jonathan Marshall | Signed to Practice Squad |
| | LB | David Perales | Signed to Practice Squad | RB | Greg Bell | Signed to Practice Squad |
| | S | Trenton Thompson | Signed to Practice Squad | TE | Rodney Williams | Signed to Practice Squad |
| | WR | Dez Fitzpatrick | Signed to Practice Squad | K | Braden Mann | Released |
| 8/29 | G | Kendrick Green | Traded for a 2025 sixth-round pick from the Houston Texans | CB | Luq Barcoo | Released |
| | DT | Breiden Fehoko | Released | DL | Jonathan Marshall | Released |
| | LB | David Perales | Released | RB | Greg Bell | Released |
| | S | Trenton Thompson | Released | TE | Rodney Williams | Released |
| | WR | Dez Fitzpatrick | Released | CB | Chris Wilcox | Released |
| | LB | Nick Kwiatkoski | Released | LB | Quincy Roche | Released |
| | C | Ryan McCollum | Released | RB | Xazavian Vailaday | Released |
| | S | Tre Norwood | Released | TE | Zach Gentry | Released |
| | WR | Jordan Byrd | Released | | | |
| 8/28 | CB | Lavert Hill | Released | DL | Manny Jones | Released |
| | LB | Tanner Muse | Released | LB | Toby Ndukwe | Released |
| | OL | Le'Raven Clark | Released | OL | William Dunkle | Released |
| | QB | Tanner Morgan | Released | RB | Darius Hagans | Released |
| | S | Jalen Elliott | Released | S | Kenny Robinson | Released |
| 8/27 | G | Kevin Dotson | Traded, along with a fifth-round pick in the 2024 NFL Draft and a sixth-round pick in the 2025 NFL Draft, to L.A. Rams for a fourth-round pick in the 2024 NFL Draft and a fifth-round pick in the 2025 NFL Draft | | | |
| 8/26 | WR | Aron Cruickshank | Released | CB | Madre Harper | Released |
| | DB | Nevelle Clarke | Released | DL | James Nyamwaya | Released |
| | LB | Kuony Deng | Released | LB | Forrest Rhyne | Released |
| | LS | Rex Sunahara | Released | WR | Dan Chisena | Released |
| | K | B. T. Potter | Released | | | |
| 8/21 | WR | Aron Cruickshank | Signed to one-year contract | LB | Kuony Deng | Signed to one-year contract |
| | WR | Cody White | Waived/Injured | WR | Hakeem Butler | Waived/Injured |
| 8/15 | RB | Xazavian Vailaday | Signed to one-year contract | RB | John Lovett | Released |
| | CB | Nevelle Clarke | Signed to one-year contract | | | |
| 8/14 | CB | Lavert Hill | Signed to one-year contract | CB | Duke Dawson Jr. | Waived/Injured |
| | CB | Isaiah Dunn | Released | | | |
| 8/13 | LB | Forrest Rhyne | Signed to one-year contract | LB | Chapelle Russell | Waived/Injured |
| 8/8 | S | Jalen Elliott | Signed to one-year contract | WR | Ja'Marcus Bradley | Waived/Injured |
| 8/2 | S | Trenton Thompson | Signed to one-year contract | CB | Isaiah Dunn | Signed to one-year contract |
| | CB | Cory Trice Jr. | Placed on Reserve/Injured List | | | |
| 8/1 | RB | Greg Bell | Signed to one-year contract | RB | John Lovett | Signed to one-year contract |
| | RB | Jason Huntley | Released | | | |
| 7/30 | FB | Monte Pottebaum | Placed on Reserve/Retired List | LB | Kwon Alexander | Signed to one-year contract |
| | OT | Jarrid Williams | Released | | | |

| | | | | | | |
|------|-----|-----------------------|---|-----|------------------|--|
| 7/26 | CB | Joey Porter Jr. | Signed to four-year contract | | | |
| 7/19 | LB | Alex Highsmith | Signed to five-year contract | | | |
| 6/23 | OT | Broderick Jones | Signed to four-year contract | DT | Keeanu Benton | Signed to four-year contract |
| 6/20 | LB | Nick Kwiatkowski | Signed to one-year contract | LS | Rex Sunahara | Signed to one-year contract |
| | WR | Anthony Miller | Released | | | |
| 6/16 | S | Scott Nelson | Released | | | |
| 6/5 | OT | Jarrid Williams | Signed to one-year contract | RB | Darius Hagans | Signed to one-year contract |
| | WR | Cody Chrest | Released | | | |
| 5/25 | WR | Cody Chrest | Signed to one-year contract | | | |
| 5/24 | LB | Markus Golden | Signed to one-year contract | | | |
| 5/22 | LB | Toby Ndukwe | Signed to one-year contract | OLB | Tae Crowder | Released |
| | OLB | Emeke Egbule | Released | RB | Master Teague | Released |
| 5/19 | QB | Mitchell Trubisky | Signed to three-year contract | | | |
| 5/18 | T | Dylan Cook | Signed to one-year contract | | | |
| 5/17 | CB | Ahkello Witherspoon | Released | DE | Manny Jones | Claimed off waiver (ARI) |
| | CB | Luq Barcoo | Signed to one-year contract | WR | Hakeem Butler | Signed to one-year contract |
| | QB | Mason Rudolph | Signed to one-year contract | | | |
| 5/16 | DT | Renell Wren | Placed on Reserved/Injured list | | | |
| 5/12 | LB | Nick Herbig | Signed to four-year contract | OL | Spencer Anderson | Signed to four-year contract |
| | TE | Darnell Washington | Signed to four-year contract | CB | Cory Trice Jr. | Signed to four-year contract |
| 5/10 | CB | Arthur Maulet | Released | | | |
| 5/2 | CB | Chandon Sullivan | Agreed to terms | | | |
| 4/30 | WR | Jordan Byrd | Agreed to terms | FB | Monte Pottebaum | Agreed to terms |
| | QB | Tanner Morgan | Agreed to terms | LB | David Perales | Agreed to terms |
| | DE | James Nyamwaya | Agreed to terms | | | |
| 4/29 | OL | Spencer Anderson | Drafted in 7th round of 2023 draft (251st overall) | CB | Cory Trice Jr. | Drafted in 7th round of 2023 draft (241st overall) |
| | LB | Nick Herbig | Drafted in 4th round of 2023 draft (132nd overall) | OT | Broderick Jones | Drafted in 1st round of 2023 draft (14th overall) |
| 4/28 | TE | Darnell Washington | Drafted in 3rd round of 2023 draft (93rd overall) | DT | Keeanu Benton | Drafted in 2nd round of 2023 draft (49th overall) |
| 4/24 | WR | Miles Boykin | Signed to one-year contract | | | |
| 4/21 | WR | Allen Robinson | Acquired along with a 2023 seventh-round pick from the Los Angeles Rams for a 2023 seventh-round pick | | | |
| 4/17 | P | Braden Mann | Claimed off waiver (NYJ) | LB | Tanner Muse | Signed to one-year contract |
| 4/12 | DT | Armon Watts | Signed to one-year contract | LB | Jamir Jones | Released |
| 4/4 | DB | Keanu Neal | Signed to two-year contract | NT | Breiden Fehoko | Signed to one-year contract |
| | TE | Zach Gentry | Signed to one-year contract | S | Damontae Kazee | Signed to two-year contract |
| 3/24 | T | Le'Raven Clark | Signed to one-year contract | | | |
| 3/21 | CB | James Pierre | Signed to one-year contract | G | Isaac Seumalo | Signed to three-year contract |
| 3/17 | DT | Larry Ogunjobi | Signed to three-year contract | LB | Elandon Roberts | Signed to two-year contract |
| 3/16 | LB | Cole Holcomb | Signed to three-year contract | OL | Nate Herbig | Signed to two-year contract |
| | LB | Myles Jack | Released | CB | Patrick Peterson | Signed to two-year contract |
| 3/10 | CB | William Jackson III | Released | DB | Carlins Platel | Released |
| 2/27 | LB | Jamir Jones | Signed to one-year contract | | | |
| 2/22 | LS | Christian Kuntz | Signed to one-year contract | | | |
| 1/24 | LB | Quincy Roche | Signed Reserve/Future Contract | | | |
| 1/23 | WR | Dan Chisena | Signed Reserve/Future Contract | | | |
| 1/17 | WR | Anthony Miller | Signed to one-year contract | | | |
| 1/12 | RB | Anthony McFarland Jr. | Signed Reserve/Future Contract | DT | Renell Wren | Signed Reserve/Future Contract |
| | LB | Chapelle Russell | Signed Reserve/Future Contract | | | |
| 1/11 | WR | Dez Fitzpatrick | Signed Reserve/Future Contract | CB | Madre Harper | Signed Reserve/Future Contract |
| | S | Kenny Robinson | Signed Reserve/Future Contract | CB | Chris Wilcox | Signed Reserve/Future Contract |
| 1/10 | WR | Ja'Marcus Bradley | Signed Reserve/Future Contract | CB | Duke Dawson Jr. | Signed Reserve/Future Contract |
| | G | William Dunkle | Signed Reserve/Future Contract | LB | Emeke Egbule | Signed Reserve/Future Contract |
| | RB | Jason Huntley | Signed Reserve/Future Contract | C | Ryan McCollum | Signed Reserve/Future Contract |
| | S | Scott Nelson | Signed Reserve/Future Contract | RB | Master Teague | Signed Reserve/Future Contract |
| | WR | Cody White | Signed Reserve/Future Contract | | | |
| 1/8 | DT | Renell Wren | Restored to the Practice Squad | | | |
| 1/7 | DT | Renell Wren | Elevated to Active/Inactive Roster | | | |



57

HEIGHT: 6-4
WEIGHT: 304
BORN: July 24, 1995
COLLEGE: Auburn

BIRTHPLACE: Vienna, GA
HOW ACQUIRED: FA '21
NFL EXPERIENCE: 7th year

DEFENSIVE TACKLE

MONTRAVIUS ADAMS SR.

MONTRAVIUS ADAMS

PRO CAREER

- ✦ Has played in 72 career games (16 starts)
- ✦ Has registered 85 tackles (41 solo), 1.5 sacks, one forced fumble, one fumble recovery, six quarterback hits and six passes defended in his six-year career (Packers, 2017-21; Patriots/Saints/Steelers, 2021; Steelers, 2022)
- ✦ Made NFL debut in Week 3 of 2017 (vs. Cincinnati)
- ✦ Made NFL starting debut in Week 16 of 2018 (at New York Jets)

2022 (STEELERS)

- ✦ Started a career-high nine games out of 17 games played
- ✦ Set career highs in total tackles (26) and solo tackles (12)
- ✦ Added on one tackle for loss and one pass defended

2021 (PATRIOTS/SAINTS/STEELERS)

- ✦ Spent time with the Patriots and the Saints before landing in Pittsburgh
- ✦ Played in five games (one start) for the Saints and registered seven tackles (one solo), one tackle for loss and one pass defended
- ✦ Started in four of five games played with the Steelers where he amassed eight tackles (six solo), three quarterback hits, one pass defended and one tackle for loss

2020 (PACKERS)

- ✦ Saw action in eight games
- ✦ Recorded 11 tackles (six solo) and two tackles for loss
- ✦ Spent the last six weeks of the season as well as the postseason on injured reserve

2019 (PACKERS)

- ✦ Started in two of 14 games played
- ✦ Registered 11 tackles (four solo), three passes defended and two quarterback hits
- ✦ Recovered a fumble in Week 10 at Carolina

2018 (PACKERS)

- ✦ Played in all 16 games with one start
- ✦ Finished the season with a then career-high 20 tackles (11 solo) and added 1.5 sacks
- ✦ Took down QB Brock Osweiler for the first sack of his career in Week 10 vs. Miami
- ✦ Forced a fumble for the first time in his career in Week 15 at Chicago
- ✦ Made NFL starting debut in Week 16 (at N.Y. Jets)
- ✦ Registered a career-high seven tackles in Week 17 vs. Detroit

2017 (PACKERS)

- ✦ Saw action in seven games as a rookie, registering two tackles and one quarterback hit
- ✦ Made NFL debut in Week 3 (vs. Cincinnati)

TRANSACTIONS

- ✦ Signed a two-year contract extension with Pittsburgh on March 15, 2022
- ✦ Signed to the active roster by Pittsburgh on Nov. 30, 2021
- ✦ Signed to the practice squad by New Orleans on Nov. 19, 2021
- ✦ Waived by the Saints on Nov. 16, 2021
- ✦ Signed by the Saints on Sept. 13, 2021
- ✦ Released by New Orleans on Sept. 11, 2021
- ✦ Signed a one-year contract with the Saints on Sept. 5, 2021
- ✦ Released by the Patriots on Aug. 31, 2021
- ✦ Signed a one-year contract with New England on March 18, 2021
- ✦ Signed a four-year contract with Green Bay on July 6, 2017
- ✦ Drafted by the Green Bay Packers in the third round (93rd overall) of the 2017 NFL Draft

PERSONAL

- ✦ Attended Dooly County High School in Vienna, Ga., where he was named All-State twice and selected as a participant in the 2013 Under Armour All-America Game
- ✦ 247Sports All-American
- ✦ ESPN Top 150
- ✦ Rated the No. 2 defensive lineman and No. 14 overall player by PrepStar
- ✦ Rated a five-star recruit and the third-best defensive lineman in his class by Rivals.com
- ✦ Full name: Montravius Adams, Sr.

COLLEGE

- ★ Played in 52 games at Auburn University from 2013-16, amassing 151 tackles (79 solo), 21 tackles for loss, 11.0 sacks, two interceptions, five passes defensed, three forced fumbles, and three fumble recoveries.
- ★ All-American Second Team in 2016
- ★ All-SEC First Team (AP) in 2016
- ★ Rotary Lombardi Award semifinalist (2016)
- ★ SEC Academic Honor Roll (2016)
- ★ Named a team captain his senior year

REGULAR SEASON COMPARISON: DEFENSIVE - BUFFALO BILLS

| DATE | OPP | W/L | GP/GS | TACKLES | | | | SACK | YDS. | INT | TFL | PD | QBH | TD | MISC | | FR |
|---------------|------------|-----|-------|---------|------|------|---|------|------|-----|-----|----|-----|----|------|----|----|
| | | | | TOT | SOLO | ASST | | | | | | | | | FF | ST | |
| 9/30/18 | GB vs. BUF | W | P | 0 | 0 | 0 | 0 | 0.0 | 0.0 | 0 | 0 | 0 | 0 | 0 | 0 | 0 | 0 |
| 10/9/22 | PIT @ BUF | L | P | 0 | 0 | 0 | 0 | 0.0 | 0.0 | 0 | 0 | 0 | 0 | 0 | 0 | 0 | 0 |
| TOTALS | | 1/1 | 2/0 | 0 | 0 | 0 | 0 | 0.0 | 0.0 | 0 | 0 | 0 | 0 | 0 | 0 | 0 | 0 |

MONTRAVIUS ADAMS SR.'S NFL REGULAR SEASON DEFENSIVE STATISTICS

| DATE | TEAM | GP | GS | TACKLES | | | | | INTERCEPTIONS | | | | | O. FUMB | | | ST | | MISC | | | | | | | | |
|---------------------------------------|----------|----|----|---------|----|----|-----|-----|---------------|-----|-----|----|-----|---------|----|----|----|----|------|-----|----|---|---|----|----|---|---|
| | | | | TK | S | A | TFL | YDS | SK | YDS | QBH | NO | YDS | LG | TD | PD | FF | FR | TD | YDS | TK | S | A | FF | FR | S | A |
| 2017 | Packers | 7 | 0 | 2 | 1 | 1 | 0 | 0 | 0.0 | 0.0 | 1 | 0 | 0 | 0 | 0 | 0 | 0 | 0 | 0 | 0 | 0 | 0 | 0 | 0 | 0 | 0 | 0 |
| 2018 | Packers | 16 | 1 | 20 | 11 | 9 | 1 | 2 | 1.5 | 3.5 | 2 | 0 | 0 | 0 | 0 | 1 | 0 | 0 | 0 | 0 | 0 | 0 | 0 | 0 | 0 | 0 | |
| 2019 | Packers | 14 | 2 | 11 | 4 | 7 | 0 | 0 | 0.0 | 0.0 | 0 | 0 | 0 | 0 | 3 | 0 | 1 | 0 | 0 | 0 | 0 | 0 | 0 | 0 | 0 | 0 | |
| 2020 | Packers | 8 | 0 | 11 | 6 | 5 | 2 | 1 | 0.0 | 0.0 | 0 | 0 | 0 | 0 | 0 | 0 | 0 | 0 | 0 | 0 | 0 | 0 | 0 | 0 | 0 | 0 | |
| 2021 | Patriots | 0 | 0 | 0 | 0 | 0 | 0 | 0 | 0.0 | 0.0 | 0 | 0 | 0 | 0 | 0 | 0 | 0 | 0 | 0 | 0 | 0 | 0 | 0 | 0 | 0 | 0 | |
| 2021 | Saints | 5 | 1 | 7 | 1 | 6 | 1 | 2 | 0.0 | 0.0 | 0 | 0 | 0 | 0 | 1 | 0 | 0 | 0 | 0 | 0 | 0 | 0 | 0 | 0 | 0 | 0 | |
| Went from New England to New Orleans. | | | | | | | | | | | | | | | | | | | | | | | | | | | |
| 2021 | Steelers | 5 | 3 | 8 | 6 | 2 | 1 | 3 | 0.0 | 0.0 | 3 | 0 | 0 | 0 | 1 | 0 | 0 | 0 | 0 | 0 | 0 | 0 | 0 | 0 | 0 | 0 | 0 |
| Went from New Orleans to Pittsburgh. | | | | | | | | | | | | | | | | | | | | | | | | | | | |
| 2021 | TOTAL | 10 | 4 | 15 | 7 | 8 | 2 | 5 | 0.0 | 0.0 | 3 | 0 | 0 | 0 | 2 | 0 | 0 | 0 | 0 | 0 | 0 | 0 | 0 | 0 | 0 | 0 | 0 |
| 2022 | Steelers | 17 | 9 | 26 | 12 | 14 | 1 | 2 | 0.0 | 0.0 | 0 | 0 | 0 | 0 | 1 | 0 | 0 | 0 | 0 | 0 | 0 | 0 | 0 | 0 | 0 | 0 | 0 |
| 2023 | Steelers | 13 | 8 | 24 | 11 | 13 | 2 | 4 | 0.0 | 0.0 | 0 | 0 | 0 | 0 | 1 | 1 | 0 | 0 | 0 | 0 | 0 | 0 | 0 | 0 | 0 | 0 | 0 |
| NFL TOTALS | | 85 | 24 | 109 | 52 | 57 | 8 | 14 | 1.5 | 3.5 | 6 | 0 | 0 | 0 | 7 | 2 | 1 | 0 | 0 | 0 | 0 | 0 | 0 | 0 | 0 | 0 | 0 |

MONTRAVIUS ADAMS SR.'S NFL POSTSEASON DEFENSIVE STATISTICS

| DATE | TEAM | GP | GS | TACKLES | | | | | INTERCEPTIONS | | | | | O. FUMB | | | ST | | MISC | | | | | | | |
|-------------------|----------|----|----|---------|---|---|-----|-----|---------------|------|-----|----|-----|---------|----|----|----|----|------|-----|----|---|---|----|----|---|
| | | | | TK | S | A | TFL | YDS | SK | YDS | QBH | NO | YDS | LG | TD | PD | FF | FR | TD | YDS | TK | S | A | FF | FR | S |
| 2019 | Packers | 2 | 0 | 0 | 0 | 0 | 0 | 0 | 0.0 | 0.0 | 1 | 0 | 0 | 0 | 0 | 0 | 0 | 0 | 0 | 0 | 0 | 0 | 0 | 0 | 0 | 0 |
| 2020 | Packers | 0 | 0 | 0 | 0 | 0 | 0 | 0 | 0.0 | 0.0 | 0 | 0 | 0 | 0 | 0 | 0 | 0 | 0 | 0 | 0 | 0 | 0 | 0 | 0 | 0 | 0 |
| 2021 | Steelers | 1 | 0 | 2 | 2 | 0 | 1 | 10 | 1.0 | 10.0 | 1 | 0 | 0 | 0 | 0 | 0 | 0 | 0 | 0 | 0 | 0 | 0 | 0 | 0 | 0 | 0 |
| NFL TOTALS | | 3 | 0 | 2 | 2 | 0 | 1 | 10 | 1.0 | 10.0 | 2 | 0 | 0 | 0 | 0 | 0 | 0 | 0 | 0 | 0 | 0 | 0 | 0 | 0 | 0 | 0 |

SINGLE-GAME HIGHS: DEFENSIVE

- | | | | |
|-----------------|---|-------------------|---------------------------------------|
| Total Tackles | 7 vs. Detroit Lions, Dec 30, 2018 | Forced Fumbles | 1 vs. Cleveland Browns, Sep 18, 2023 |
| | 5 at Los Angeles Chargers, Nov 03, 2019 | | 1 at Chicago Bears, Dec 16, 2018 |
| Solo Tackles | 5 at Los Angeles Chargers, Nov 03, 2019 | Fumble Recoveries | 1 vs. Carolina Panthers, Nov 10, 2019 |
| | 4 vs. Detroit Lions, Dec 30, 2018 | Tackles For Loss | 2 at New York Jets, Dec 23, 2018 |
| Sacks | 1.0 vs. Miami Dolphins, Nov 11, 2018 | | 2 at Chicago Bears, Dec 16, 2018 |
| | 0.5 at Chicago Bears, Dec 16, 2018 | | |
| Passes Defensed | 1 vs. Baltimore Ravens, Dec 05, 2021 | | |
| | 1 at Washington Football Team, Oct 10, 2021 | | |
| | ...3 more at 1. | | |

SINGLE-GAME HIGHS - POSTSEASON: DEFENSIVE

- | | | | |
|---------------|---------------------------------------|------------------|---|
| Total Tackles | 2 at Kansas City Chiefs, Jan 16, 2022 | Sacks | 1.0 at Kansas City Chiefs, Jan 16, 2022 |
| Solo Tackles | 2 at Kansas City Chiefs, Jan 16, 2022 | Tackles For Loss | 1 at Kansas City Chiefs, Jan 16, 2022 |

2023 GAME-BY-GAME REGULAR-SEASON STATISTICS (STEELERS)

| DATE | OPPONENT | P/S | TACKLES | | | | | INTERCEPTIONS | | | | | O. FUMB | | | ST | | MISC | | W/L | SCORE | | | | | |
|--------------------|-------------|-----|---------|----|----|-----|-----|---------------|----|-----|----|----|---------|----|----|----|-----|------|---|-----|-------|---|----|----|------|-------|
| | | | TK | S | A | SK | YDS | QBH | NO | YDS | LG | TD | PD | FF | FR | TD | YDS | TK | S | | | A | FF | FR | S | A |
| 09/10 | 49ers | S | 2 | 0 | 2 | 0.0 | 0.0 | 0 | 0 | 0 | 0 | 0 | 0 | 0 | 0 | 0 | 0 | 0 | 0 | 0 | 0 | 0 | 0 | L | 7-30 | |
| 09/18 | Browns | S | 3 | 1 | 2 | 0.0 | 0.0 | 0 | 0 | 0 | 0 | 0 | 0 | 0 | 1 | 0 | 0 | 0 | 0 | 0 | 0 | 0 | 0 | 0 | W | 26-22 |
| 09/24 | at Raiders | S | 2 | 1 | 1 | 0.0 | 0.0 | 0 | 0 | 0 | 0 | 0 | 0 | 0 | 0 | 0 | 0 | 0 | 0 | 0 | 0 | 0 | 0 | 0 | W | 23-18 |
| 10/01 | at Texans | S | 4 | 2 | 2 | 0.0 | 0.0 | 0 | 0 | 0 | 0 | 0 | 0 | 0 | 0 | 0 | 0 | 0 | 0 | 0 | 0 | 0 | 0 | 0 | L | 6-30 |
| 10/08 | Ravens | S | 2 | 0 | 2 | 0.0 | 0.0 | 0 | 0 | 0 | 0 | 0 | 0 | 0 | 0 | 0 | 0 | 0 | 0 | 0 | 0 | 0 | 0 | 0 | W | 17-10 |
| 10/22 | at Rams | S | 4 | 3 | 1 | 0.0 | 0.0 | 1 | 1 | 0 | 0 | 0 | 0 | 0 | 0 | 0 | 0 | 0 | 0 | 0 | 0 | 0 | 0 | 0 | W | 24-17 |
| 10/29 | Jaguars | S | 4 | 3 | 1 | 0.0 | 0.0 | 1 | 3 | 0 | 0 | 0 | 0 | 0 | 0 | 0 | 0 | 0 | 0 | 0 | 0 | 0 | 0 | 0 | L | 10-20 |
| 11/02 | Titans | S | 0 | 0 | 0 | 0.0 | 0.0 | 0 | 0 | 0 | 0 | 0 | 0 | 0 | 0 | 0 | 0 | 0 | 0 | 0 | 0 | 0 | 0 | 0 | W | 20-16 |
| 11/12 | Packers | | | | | | | | | | | | | | | | | | | | | | | | W | 23-19 |
| 11/19 | at Browns | | | | | | | | | | | | | | | | | | | | | | | | L | 10-13 |
| 11/26 | at Bengals | | | | | | | | | | | | | | | | | | | | | | | | W | 16-10 |
| 12/03 | Cardinals | | | | | | | | | | | | | | | | | | | | | | | | L | 10-24 |
| 12/07 | Patriots | P | 2 | 1 | 1 | 0.0 | 0.0 | 0 | 0 | 0 | 0 | 0 | 0 | 0 | 0 | 0 | 0 | 0 | 0 | 0 | 0 | 0 | 0 | 0 | L | 18-21 |
| 12/16 | at Colts | P | 1 | 0 | 1 | 0.0 | 0.0 | 0 | 0 | 0 | 0 | 0 | 0 | 0 | 0 | 0 | 0 | 0 | 0 | 0 | 0 | 0 | 0 | 0 | L | 13-30 |
| 12/23 | Bengals | P | 0 | 0 | 0 | 0.0 | 0.0 | 0 | 0 | 0 | 0 | 0 | 0 | 0 | 0 | 0 | 0 | 0 | 0 | 0 | 0 | 0 | 0 | 0 | W | 34-11 |
| 12/31 | at Seahawks | P | 0 | 0 | 0 | 0.0 | 0.0 | 0 | 0 | 0 | 0 | 0 | 0 | 0 | 0 | 0 | 0 | 0 | 0 | 0 | 0 | 0 | 0 | 0 | W | 30-23 |
| 01/06 | at Ravens | P | 0 | 0 | 0 | 0.0 | 0.0 | 0 | 0 | 0 | 0 | 0 | 0 | 0 | 1 | 0 | 0 | 0 | 0 | 0 | 0 | 0 | 0 | 0 | W | 17-10 |
| 2023 TOTALS | | | 13-8 | 24 | 11 | 13 | 0.0 | 0.0 | 2 | 4 | 0 | 0 | 0 | 0 | 0 | 0 | 0 | 0 | 0 | 0 | 0 | 0 | 0 | 0 | 0 | 10-7 |

2019 GAME-BY-GAME REGULAR-SEASON STATISTICS (PACKERS)

| DATE | OPPONENT | P/S | TACKLES | | | | | | | INTERCEPTIONS | | | | O. FUMB | | | ST | | | | MISC | | W/L | SCORE | | | | |
|-------------|-------------|------|----------------------|---|---|-----|-----|-----|-----|---------------|----|-----|----|---------|----|----|----|----|-----|----|------|---|-----|-------|----|----|------|-------|
| | | | TK | S | A | SK | YDS | TFL | YDS | QBH | NO | YDS | LG | TD | PD | FF | FR | TD | YDS | TK | S | A | | | FF | FR | S | A |
| 09/05 | at Bears | S | 1 | 1 | 0 | 0.0 | 0.0 | 0 | 0 | 0 | 0 | 0 | 0 | 0 | 0 | 0 | 0 | 0 | 0 | 0 | 0 | 0 | 0 | 0 | 0 | 0 | W | 10-3 |
| 09/15 | Vikings | S | 1 | 0 | 1 | 0.0 | 0.0 | 0 | 0 | 0 | 0 | 0 | 0 | 0 | 0 | 0 | 0 | 0 | 0 | 0 | 0 | 0 | 0 | 0 | 0 | 0 | W | 21-16 |
| 09/22 | Broncos | | GAME INACTIVE/INJURY | | | | | | | | | | | | | | | | | | | | | | | | W | 27-16 |
| 09/26 | Eagles | | GAME INACTIVE/INJURY | | | | | | | | | | | | | | | | | | | | | | | | L | 27-34 |
| 10/06 | at Cowboys | P | 0 | 0 | 0 | 0.0 | 0.0 | 0 | 0 | 0 | 0 | 0 | 0 | 0 | 0 | 0 | 0 | 0 | 0 | 0 | 0 | 0 | 0 | 0 | 0 | 0 | W | 34-24 |
| 10/14 | Lions | P | 0 | 0 | 0 | 0.0 | 0.0 | 0 | 0 | 0 | 0 | 0 | 0 | 1 | 0 | 0 | 0 | 0 | 0 | 0 | 0 | 0 | 0 | 0 | 0 | 0 | W | 23-22 |
| 10/20 | Raiders | P | 2 | 1 | 1 | 0.0 | 0.0 | 0 | 0 | 0 | 0 | 0 | 0 | 0 | 0 | 0 | 0 | 0 | 0 | 0 | 0 | 0 | 0 | 0 | 0 | 0 | W | 42-24 |
| 10/27 | at Chiefs | P | 0 | 0 | 0 | 0.0 | 0.0 | 0 | 0 | 0 | 0 | 0 | 0 | 1 | 0 | 0 | 0 | 0 | 0 | 0 | 0 | 0 | 0 | 0 | 0 | 0 | W | 31-24 |
| 11/03 | at Chargers | P | 3 | 1 | 2 | 0.0 | 0.0 | 0 | 0 | 0 | 0 | 0 | 0 | 0 | 0 | 0 | 0 | 0 | 0 | 0 | 0 | 0 | 0 | 0 | 0 | 0 | L | 11-26 |
| 11/10 | Panthers | P | 2 | 1 | 1 | 0.0 | 0.0 | 0 | 0 | 0 | 0 | 0 | 0 | 0 | 1 | 0 | 1 | 0 | 0 | 0 | 0 | 0 | 0 | 0 | 0 | 0 | W | 24-16 |
| 11/24 | at 49ers | P | 1 | 0 | 1 | 0.0 | 0.0 | 0 | 0 | 0 | 0 | 0 | 0 | 0 | 0 | 0 | 0 | 0 | 0 | 0 | 0 | 0 | 0 | 0 | 0 | 0 | L | 8-37 |
| 12/01 | at Giants | P | 1 | 0 | 1 | 0.0 | 0.0 | 0 | 0 | 0 | 0 | 0 | 0 | 0 | 0 | 0 | 0 | 0 | 0 | 0 | 0 | 0 | 0 | 0 | 0 | 0 | W | 31-13 |
| 12/08 | Redskins | P | 0 | 0 | 0 | 0.0 | 0.0 | 0 | 0 | 0 | 0 | 0 | 0 | 0 | 0 | 0 | 0 | 0 | 0 | 0 | 0 | 0 | 0 | 0 | 0 | 0 | W | 20-15 |
| 12/15 | Bears | P | 0 | 0 | 0 | 0.0 | 0.0 | 0 | 0 | 0 | 0 | 0 | 0 | 0 | 0 | 0 | 0 | 0 | 0 | 0 | 0 | 0 | 0 | 0 | 0 | 0 | W | 21-13 |
| 12/23 | at Vikings | P | 0 | 0 | 0 | 0.0 | 0.0 | 0 | 0 | 0 | 0 | 0 | 0 | 0 | 0 | 0 | 0 | 0 | 0 | 0 | 0 | 0 | 0 | 0 | 0 | 0 | W | 23-10 |
| 12/29 | at Lions | P | 0 | 0 | 0 | 0.0 | 0.0 | 0 | 0 | 0 | 0 | 0 | 0 | 0 | 0 | 0 | 0 | 0 | 0 | 0 | 0 | 0 | 0 | 0 | 0 | 0 | W | 23-20 |
| 2019 TOTALS | | 14-2 | 11 | 4 | 7 | 0.0 | 0.0 | 0 | 0 | 0 | 0 | 0 | 0 | 0 | 3 | 0 | 1 | 0 | 0 | 0 | 0 | 0 | 0 | 0 | 0 | 0 | 13-3 | |

2018 GAME-BY-GAME REGULAR-SEASON STATISTICS (PACKERS)

| DATE | OPPONENT | P/S | TACKLES | | | | | | | INTERCEPTIONS | | | | O. FUMB | | | ST | | | | MISC | | W/L | SCORE | | | | |
|-------------|-------------|------|---------|----|---|-----|-----|-----|-----|---------------|----|-----|----|---------|----|----|----|----|-----|----|------|---|-----|-------|----|----|-------|--------|
| | | | TK | S | A | SK | YDS | TFL | YDS | QBH | NO | YDS | LG | TD | PD | FF | FR | TD | YDS | TK | S | A | | | FF | FR | S | A |
| 09/09 | Bears | P | 1 | 1 | 0 | 0.0 | 0.0 | 0 | 0 | 0 | 0 | 0 | 0 | 0 | 0 | 0 | 0 | 0 | 0 | 0 | 0 | 0 | 0 | 0 | 0 | 0 | W | 24-23 |
| 09/16 | Vikings | P | 0 | 0 | 0 | 0.0 | 0.0 | 0 | 0 | 0 | 0 | 0 | 0 | 0 | 0 | 0 | 0 | 0 | 0 | 0 | 0 | 0 | 0 | 0 | 0 | 0 | T | 29-29 |
| 09/23 | at Redskins | P | 0 | 0 | 0 | 0.0 | 0.0 | 0 | 0 | 0 | 0 | 0 | 0 | 0 | 0 | 0 | 0 | 0 | 0 | 0 | 0 | 0 | 0 | 0 | 0 | 0 | L | 17-31 |
| 09/30 | Bills | P | 0 | 0 | 0 | 0.0 | 0.0 | 0 | 0 | 0 | 0 | 0 | 0 | 0 | 0 | 0 | 0 | 0 | 0 | 0 | 0 | 0 | 0 | 0 | 0 | 0 | W | 22-0 |
| 10/07 | at Lions | P | 0 | 0 | 0 | 0.0 | 0.0 | 0 | 0 | 0 | 0 | 0 | 0 | 0 | 0 | 0 | 0 | 0 | 0 | 0 | 0 | 0 | 0 | 0 | 0 | 0 | L | 23-31 |
| 10/15 | 49ers | P | 0 | 0 | 0 | 0.0 | 0.0 | 0 | 0 | 0 | 0 | 0 | 0 | 0 | 0 | 0 | 0 | 0 | 0 | 0 | 0 | 0 | 0 | 0 | 0 | 0 | W | 33-30 |
| 10/28 | at Rams | P | 1 | 0 | 1 | 0.0 | 0.0 | 0 | 0 | 0 | 0 | 0 | 0 | 0 | 0 | 0 | 0 | 0 | 0 | 0 | 0 | 0 | 0 | 0 | 0 | 0 | L | 27-29 |
| 11/04 | at Patriots | P | 0 | 0 | 0 | 0.0 | 0.0 | 0 | 0 | 0 | 0 | 0 | 0 | 0 | 0 | 0 | 0 | 0 | 0 | 0 | 0 | 0 | 0 | 0 | 0 | 0 | L | 17-31 |
| 11/11 | Dolphins | P | 1 | 1 | 0 | 1.0 | 2.0 | 1 | 2 | 1 | 0 | 0 | 0 | 0 | 0 | 0 | 0 | 0 | 0 | 0 | 0 | 0 | 0 | 0 | 0 | 0 | W | 31-12 |
| 11/15 | at Seahawks | P | 0 | 0 | 0 | 0.0 | 0.0 | 0 | 0 | 0 | 0 | 0 | 0 | 0 | 0 | 0 | 0 | 0 | 0 | 0 | 0 | 0 | 0 | 0 | 0 | 0 | L | 24-27 |
| 11/25 | at Vikings | P | 3 | 2 | 1 | 0.0 | 0.0 | 0 | 0 | 0 | 0 | 0 | 0 | 0 | 0 | 0 | 0 | 0 | 0 | 0 | 0 | 0 | 0 | 0 | 0 | 0 | L | 17-24 |
| 12/02 | Cardinals | P | 1 | 1 | 0 | 0.0 | 0.0 | 0 | 0 | 0 | 0 | 0 | 0 | 0 | 0 | 0 | 0 | 0 | 0 | 0 | 0 | 0 | 0 | 0 | 0 | 0 | L | 17-20 |
| 12/09 | Falcons | P | 1 | 1 | 0 | 0.0 | 0.0 | 0 | 0 | 0 | 0 | 0 | 0 | 0 | 0 | 0 | 0 | 0 | 0 | 0 | 0 | 0 | 0 | 0 | 0 | 0 | W | 34-20 |
| 12/16 | at Bears | P | 3 | 2 | 1 | 0.5 | 1.5 | 0 | 0 | 1 | 0 | 0 | 0 | 0 | 0 | 1 | 0 | 0 | 0 | 0 | 0 | 0 | 0 | 0 | 0 | 0 | L | 17-24 |
| 12/23 | at Jets | S | 2 | 0 | 2 | 0.0 | 0.0 | 0 | 0 | 0 | 0 | 0 | 0 | 0 | 0 | 0 | 0 | 0 | 0 | 0 | 0 | 0 | 0 | 0 | 0 | 0 | W | 44-38+ |
| 12/30 | Lions | P | 7 | 3 | 4 | 0.0 | 0.0 | 0 | 0 | 0 | 0 | 0 | 0 | 0 | 0 | 0 | 0 | 0 | 0 | 0 | 0 | 0 | 0 | 0 | 0 | 0 | L | 0-31 |
| 2018 TOTALS | | 16-1 | 20 | 11 | 9 | 1.5 | 3.5 | 1 | 2 | 2 | 0 | 0 | 0 | 0 | 0 | 1 | 0 | 0 | 0 | 0 | 0 | 0 | 0 | 0 | 0 | 0 | 6-9-1 | |

+ - Overtime

2017 GAME-BY-GAME REGULAR-SEASON STATISTICS (PACKERS)

| DATE | OPPONENT | P/S | TACKLES | | | | | | | INTERCEPTIONS | | | | O. FUMB | | | ST | | | | MISC | | W/L | SCORE | | | | |
|-------------|-------------|-----|----------|---|---|-----|-----|-----|-----|---------------|----|-----|----|---------|----|----|----|----|-----|----|------|---|-----|-------|----|----|-----|--------|
| | | | TK | S | A | SK | YDS | TFL | YDS | QBH | NO | YDS | LG | TD | PD | FF | FR | TD | YDS | TK | S | A | | | FF | FR | S | A |
| 09/10 | Seahawks | | INACTIVE | | | | | | | | | | | | | | | | | | | | | | | | W | 17-9 |
| 09/17 | at Falcons | | INACTIVE | | | | | | | | | | | | | | | | | | | | | | | | L | 23-34 |
| 09/24 | Bengals | P | 0 | 0 | 0 | 0.0 | 0.0 | 0 | 0 | 0 | 0 | 0 | 0 | 0 | 0 | 0 | 0 | 0 | 0 | 0 | 0 | 0 | 0 | 0 | 0 | 0 | W | 27-24+ |
| 09/28 | Bears | | INACTIVE | | | | | | | | | | | | | | | | | | | | | | | | W | 35-14 |
| 10/08 | at Cowboys | | INACTIVE | | | | | | | | | | | | | | | | | | | | | | | | W | 35-31 |
| 10/15 | at Vikings | | INACTIVE | | | | | | | | | | | | | | | | | | | | | | | | L | 10-23 |
| 10/22 | Saints | | INACTIVE | | | | | | | | | | | | | | | | | | | | | | | | L | 17-26 |
| 11/06 | Lions | P | 0 | 0 | 0 | 0.0 | 0.0 | 0 | 0 | 0 | 0 | 0 | 0 | 0 | 0 | 0 | 0 | 0 | 0 | 0 | 0 | 0 | 0 | 0 | 0 | 0 | L | 17-30 |
| 11/12 | at Bears | P | 0 | 0 | 0 | 0.0 | 0.0 | 0 | 0 | 0 | 1 | 0 | 0 | 0 | 0 | 0 | 0 | 0 | 0 | 0 | 0 | 0 | 0 | 0 | 0 | 0 | W | 23-16 |
| 11/19 | Ravens | | INACTIVE | | | | | | | | | | | | | | | | | | | | | | | | L | 0-23 |
| 11/26 | at Steelers | P | 1 | 0 | 1 | 0.0 | 0.0 | 0 | 0 | 0 | 0 | 0 | 0 | 0 | 0 | 0 | 0 | 0 | 0 | 0 | 0 | 0 | 0 | 0 | 0 | 0 | L | 28-31 |
| 12/03 | Buccaneers | | INACTIVE | | | | | | | | | | | | | | | | | | | | | | | | W | 26-20+ |
| 12/10 | at Browns | P | 1 | 1 | 0 | 0.0 | 0.0 | 0 | 0 | 0 | 0 | 0 | 0 | 0 | 0 | 0 | 0 | 0 | 0 | 0 | 0 | 0 | 0 | 0 | 0 | 0 | W | 27-21+ |
| 12/17 | at Panthers | | INACTIVE | | | | | | | | | | | | | | | | | | | | | | | | L | 24-31 |
| 12/23 | Vikings | P | 0 | 0 | 0 | 0.0 | 0.0 | 0 | 0 | 0 | 0 | 0 | 0 | 0 | 0 | 0 | 0 | 0 | 0 | 0 | 0 | 0 | 0 | 0 | 0 | 0 | L | 0-16 |
| 12/31 | at Lions | P | 0 | 0 | 0 | 0.0 | 0.0 | 0 | 0 | 0 | 0 | 0 | 0 | 0 | 0 | 0 | 0 | 0 | 0 | 0 | 0 | 0 | 0 | 0 | 0 | 0 | L | 11-35 |
| 2017 TOTALS | | 7-0 | 2 | 1 | 1 | 0.0 | 0.0 | 0 | 0 | 0 | 1 | 0 | 0 | 0 | 0 | 0 | 0 | 0 | 0 | 0 | 0 | 0 | 0 | 0 | 0 | 0 | 7-9 | |

+ - Overtime



74

OFFENSIVE LINEMAN

SPENCER ANDERSON

HEIGHT: 6-5

WEIGHT: 305

BORN: June 7, 2000

COLLEGE: Maryland

BIRTHPLACE: Bowie, MD

HOW ACQUIRED: D7b '23

NFL EXPERIENCE: R

PRO CAREER

- ✦ Has yet to make NFL debut

TRANSACTIONS

- ✦ Signed four-year contract with Pittsburgh on May 13, 2023
- ✦ Drafted by the Steelers in the seventh round (251st overall) of the 2023 NFL Draft

COLLEGE

- ✦ Appeared in 45 games (42 starts) at Maryland (2018-22)
- ✦ 2022 Pro Football Focus Preseason All-Big Ten second team
- ✦ 2022 East-West Shrine Bowl 1000
- ✦ 2021 All-Big Ten honorable mention
- ✦ 2020-21 Big Ten Distinguished Scholar
- ✦ Started all 13 games on the offensive line, 12 at right guard and one at right tackle in 2022
- ✦ Blocked for a Maryland passing offense that ranked third in the Big Ten in 2022 by averaging 259.8 yards per game in the air

PERSONAL


- ✦ A consensus three-star recruit across all major recruiting outlets
- ✦ Rated the 16th overall player in the state of Maryland by 247sports.com
- ✦ Honorable Mention All-Metro selection as a senior
- ✦ Received offers from North Carolina, Pitt, and Wake Forest
- ✦ Coached by Keita Malloy
- ✦ Son of Robert and Anita Anderson
- ✦ Father played football at Howard University
- ✦ Has one older brother
- ✦ Undeafated on the chess team at his school
- ✦ Cousin of professional basketball player Harry Giles
- ✦ Graduated with a degree in Business and Management

SPENCER ANDERSON'S NFL REGULAR SEASON STATISTICS

| DATE | TEAM | GP | GS |
|-------------------|----------|----------|----------|
| 2023 | Steelers | 8 | 0 |
| NFL TOTALS | | 8 | 0 |

2023 GAME-BY-GAME REGULAR-SEASON STATISTICS (STEELERS)

| DATE | OPPONENT | P/S | | W/L | SCORE |
|--------------------|-------------|------------|---------------------------|-------------|-------|
| 09/10 | 49ers | | DID NOT PLAY (NON-INJURY) | L | 7-30 |
| 09/18 | Browns | | DID NOT PLAY (NON-INJURY) | W | 26-22 |
| 09/24 | at Raiders | | DID NOT PLAY (NON-INJURY) | W | 23-18 |
| 10/01 | at Texans | P | | L | 6-30 |
| 10/08 | Ravens | P | | W | 17-10 |
| 10/22 | at Rams | | DID NOT PLAY (NON-INJURY) | W | 24-17 |
| 10/29 | Jaguars | | DID NOT PLAY (NON-INJURY) | L | 10-20 |
| 11/02 | Titans | | DID NOT PLAY (NON-INJURY) | W | 20-16 |
| 11/12 | Packers | | DID NOT PLAY (NON-INJURY) | W | 23-19 |
| 11/19 | at Browns | | DID NOT PLAY (NON-INJURY) | L | 10-13 |
| 11/26 | at Bengals | | DID NOT PLAY (NON-INJURY) | W | 16-10 |
| 12/03 | Cardinals | P | | L | 10-24 |
| 12/07 | Patriots | P | | L | 18-21 |
| 12/16 | at Colts | P | | L | 13-30 |
| 12/23 | Bengals | P | | W | 34-11 |
| 12/31 | at Seahawks | P | | W | 30-23 |
| 01/06 | at Ravens | P | | W | 17-10 |
| 2023 TOTALS | | 8-0 | | 10-7 | |



19

HEIGHT: 5-9
WEIGHT: 162
BORN: March 24, 1999
COLLEGE: Memphis

BIRTHPLACE: Memphis, TN
HOW ACQUIRED: D4 '22
NFL EXPERIENCE: 2nd year

WIDE RECEIVER
CALVIN AUSTIN III

PRO CAREER

- ✦ Has yet to make NFL debut

2022 (STEELERS)

- ✦ Spent the entire season on the Reserve/Injured List

TRANSACTIONS

- ✦ Drafted by Pittsburgh in the fourth round (138th overall) of the 2022 NFL Draft

COLLEGE

- ✦ Played in 49 career games at Memphis (2018-21)
- ✦ Caught 156 passes for 2,541 yards (16.3 yards/reception) and 22 TDs
- ✦ Returned 29 punts for 323 yards (11.1 yards/return), including a 94-yard TD
- ✦ Finished his career ranked second all-time in program history in receiving TDs, fourth in receiving yards and fifth in receptions
- ✦ Named first-team All-AAC in both 2020 and 2021
- ✦ Led the Tigers with 74 catches for 1,149 yards and eight TDs in 2021
- ✦ His 1,149 receiving yards rank fifth on the program's single-season list, while his eight TDs tied for 11th
- ✦ In track and field, named 2019 U.S. Track and Field/Cross Country Coaches Association (USTFCCCA) All-America second team (4x100m relay), 2019 All-American Athletic Conference (4x100m relay), 2018 USTFCCCA All-America honorable mention (4x400m relay), 2018 All-American Athletic Conference four times (Indoor 200m, 4x400m relay; Outdoor 4x100m relay, 4x400m relay) and ran a school-record 39.19 seconds in winning silver at the 2019 American Athletic Conference Championships

PERSONAL

- ✦ Three-year member of the varsity squad at Harding Academy in Memphis
- ✦ Helped lead the Lions to three-straight Tennessee Secondary School Athletic Association (TSSAA) Division II Class A state playoffs appearances, including a spot in the semifinals in 2015
- ✦ Harding had a combined 26-9 record those three seasons
- ✦ In his career, pulled in 74 catches for 1,513 yards and 24 receiving TDs, also rushed for 558 yards and eight more scores, totaled 49 career TD (24 receive/8 rush/6 punt return/5 kick return/4 interception return/2 fumble return), logged 758 kick return yards and 541 punt return yards, finished with 3,492 all-purpose yards and 2,071 total yards over his career
- ✦ Named 2016 Tennessee Titans Mr. Football semifinalist (D2A back), 2016 Tennessee Sports Writers Association (TSWA) D2A All-State first team and 2016 Donovan Stewart D2A All-State
- ✦ Two-time D2A West 1 All-District (2015, 2016)
- ✦ Two-time D2A West 1 Special Teams Player of the Year (2015, 2016)
- ✦ 2016 Toyota East-West All-Star Classic
- ✦ Three time Commercial Appeal Best of Preps pick (2014-16)
- ✦ Also a track and field standout at Harding Academy becoming a nine-time state champion in sprints/relays, seven-time TSWA All-State honoree and setting five school records
- ✦ 2015-16, 2016-17 Commercial Appeal Best of Preps Boys Track and Field Athlete of the Year
- ✦ Helped lead the Lions to a TSSAA D2A state championships runner-up finish in 2017
- ✦ Son of Calvin and Mimi Austin

CALVIN AUSTIN III'S NFL REGULAR SEASON RUSHING/RECEIVING STATISTICS

| DATE | TEAM | RECEIVING | | | | | | | RUSHING | | | | |
|-------------------|----------|-----------|----------|-----------|------------|-------------|------------|----------|-----------|-----------|------------|-----------|----------|
| | | GP | GS | NO. | YDS. | AVG. | LG | TD | NO. | YDS. | AVG. | LG | TD |
| 2022 | Steelers | 0 | 0 | 0 | 0 | 0.0 | 0 | 0 | 0 | 0.0 | 0 | 0 | 0 |
| 2023 | Steelers | 17 | 1 | 17 | 180 | 10.6 | 72t | 1 | 11 | 57 | 5.2 | 12 | 1 |
| NFL TOTALS | | 17 | 1 | 17 | 180 | 10.6 | 72T | 1 | 11 | 57 | 5.2 | 12 | 1 |

CALVIN AUSTIN III'S NFL REGULAR SEASON RETURN STATISTICS

| DATE | TEAM | KICKOFF RETURNS | | | | | PUNT RETURNS | | | | | |
|-------------------|----------|-----------------|----------|------------|----------|----------|--------------|-----------|------------|------------|-----------|----------|
| | | RET. | YDS. | AVG. | LG | TD | NO. | FC | YDS. | AVG. | LG | TD |
| 2022 | Steelers | 0 | 0 | 0.0 | 0 | 0 | 0 | 0 | 0 | 0.0 | 0 | 0 |
| 2023 | Steelers | 0 | 0 | 0.0 | 0 | 0 | 29 | 12 | 249 | 8.6 | 34 | 0 |
| NFL TOTALS | | 0 | 0 | 0.0 | 0 | 0 | 29 | 12 | 249 | 8.6 | 34 | 0 |

SINGLE-GAME HIGHS: RUSHING/RECEIVING

| | | | |
|--------------------|--|---------------------|--|
| Rush Attempts | 2 vs. Tennessee Titans, Nov 02, 2023 2 vs. Jacksonville Jaguars, Oct 29, 2023 | All-Purpose Yards | 100 at Baltimore Ravens, Jan 06, 2024 77 at Las Vegas Raiders, Sep 24, 2023 |
| Rushing Yards | 10 vs. Tennessee Titans, Nov 02, 2023 10 vs. Jacksonville Jaguars, Oct 29, 2023 | Fair Catches | 2 vs. Green Bay Packers, Nov 12, 2023 2 vs. Cleveland Browns, Sep 18, 2023 |
| Longest Runs | 12 vs. New England Patriots, Dec 07, 2023 10 vs. Jacksonville Jaguars, Oct 29, 2023 | Punt Return Yards | 92 at Baltimore Ravens, Jan 06, 2024 51 at Cleveland Browns, Nov 19, 2023 |
| Receptions | 6 vs. San Francisco 49ers, Sep 10, 2023 3 at Houston Texans, Oct 01, 2023 | Longest Punt Return | 34 at Baltimore Ravens, Jan 06, 2024 21 at Baltimore Ravens, Jan 06, 2024 ...1 more at 21. |
| Receiving Yards | 72 at Las Vegas Raiders, Sep 24, 2023 37 vs. San Francisco 49ers, Sep 10, 2023 | Punt Returns | 5 at Baltimore Ravens, Jan 06, 2024 3 vs. New England Patriots, Dec 07, 2023 ...3 more at 3. |
| Receiving Average | 8.0 at Houston Texans, Oct 01, 2023 6.2 vs. San Francisco 49ers, Sep 10, 2023 | Punt Return Average | 18.4 at Baltimore Ravens, Jan 06, 2024 17.0 at Cleveland Browns, Nov 19, 2023 |
| Longest Receptions | 72t at Las Vegas Raiders, Sep 24, 2023 13 vs. San Francisco 49ers, Sep 10, 2023 | Most TDs | 1 vs. Cincinnati Bengals, Dec 23, 2023 1 at Las Vegas Raiders, Sep 24, 2023 |
| Receiving TDs | 1 at Las Vegas Raiders, Sep 24, 2023 | | |

2023 GAME-BY-GAME REGULAR-SEASON STATISTICS (STEELERS)

| DATE | OPPONENT | P/S | RECEIVING | | | | | RUSHING | | | | | W/L | SCORE |
|--------------------|-------------|------|-----------|------|------|-----|----|---------|------|------|----|----|------|-------|
| | | | NO. | YDS. | AVG. | LG | TD | NO. | YDS. | AVG. | LG | TD | | |
| 09/10 | 49ers | P | 6 | 37 | 6.2 | 13 | 0 | 0 | 0 | 0.0 | 0 | 0 | L | 7-30 |
| 09/18 | Browns | P | 1 | 10 | 10.0 | 10 | 0 | 1 | -2 | -2.0 | -2 | 0 | W | 26-22 |
| 09/24 | at Raiders | P | 2 | 72 | 36.0 | 72t | 1 | 0 | 0 | 0.0 | 0 | 0 | W | 23-18 |
| 10/01 | at Texans | P | 3 | 24 | 8.0 | 12 | 0 | 1 | 5 | 5.0 | 5 | 0 | L | 6-30 |
| 10/08 | Ravens | S | 0 | 0 | 0.0 | 0 | 0 | 0 | 0 | 0.0 | 0 | 0 | W | 17-10 |
| 10/22 | at Rams | P | 0 | 0 | 0.0 | 0 | 0 | 1 | 1 | 1.0 | 1 | 0 | W | 24-17 |
| 10/29 | Jaguars | P | 2 | 19 | 9.5 | 12 | 0 | 2 | 10 | 5.0 | 10 | 0 | L | 10-20 |
| 11/02 | Titans | P | 0 | 0 | 0.0 | 0 | 0 | 2 | 10 | 5.0 | 8 | 0 | W | 20-16 |
| 11/12 | Packers | P | 1 | 3 | 3.0 | 3 | 0 | 1 | 6 | 6.0 | 6 | 0 | W | 23-19 |
| 11/19 | at Browns | P | 0 | 0 | 0.0 | 0 | 0 | 0 | 0 | 0.0 | 0 | 0 | L | 10-13 |
| 11/26 | at Bengals | P | 1 | 5 | 5.0 | 5 | 0 | 0 | 0 | 0.0 | 0 | 0 | W | 16-10 |
| 12/03 | Cardinals | P | 1 | 10 | 10.0 | 10 | 0 | 0 | 0 | 0.0 | 0 | 0 | L | 10-24 |
| 12/07 | Patriots | P | 0 | 0 | 0.0 | 0 | 0 | 1 | 12 | 12.0 | 12 | 0 | L | 18-21 |
| 12/16 | at Colts | P | 0 | 0 | 0.0 | 0 | 0 | 0 | 0 | 0.0 | 0 | 0 | L | 13-30 |
| 12/23 | Bengals | P | 0 | 0 | 0.0 | 0 | 0 | 1 | 7 | 7.0 | 7t | 1 | W | 34-11 |
| 12/31 | at Seahawks | P | 0 | 0 | 0.0 | 0 | 0 | 0 | 0 | 0.0 | 0 | 0 | W | 30-23 |
| 01/06 | at Ravens | P | 0 | 0 | 0.0 | 0 | 0 | 1 | 8 | 8.0 | 8 | 0 | W | 17-10 |
| 2023 TOTALS | | 17-1 | 17 | 180 | 10.6 | 72T | 1 | 11 | 57 | 5.2 | 12 | 1 | 10-7 | |





95

DEFENSIVE TACKLE

KEEANU BENTON

(May 28, 2001)

HEIGHT: 6-4

WEIGHT: 309

BORN: July 17, 2001

COLLEGE: Wisconsin

BIRTHPLACE: Janesville, WI

HOW ACQUIRED: D2b '23

NFL EXPERIENCE: R

PRO CAREER

- ✦ Has yet to make NFL debut

TRANSACTIONS

- ✦ Signed four-year contract with Pittsburgh on June 23, 2023
- ✦ Drafted by the Steelers in the second round (49th overall) of the 2023 NFL Draft

COLLEGE

- ✦ Appeared in 45 games (36 starts) at Wisconsin (2019-22)
- ✦ Recorded 82 tackles (44 solo), 19.0 tackles for loss, 9.0 sacks, four pass breakups, two forced fumbles and two fumble recoveries
- ✦ 2022 All-Big Ten third team (coaches)
- ✦ 2021 All-Big Ten second team (coaches)
- ✦ 2021 All-Big Ten honorable mention (media)
- ✦ Played and started all 12 regular season games at nose tackle in 2022
- ✦ Registered 36 tackles, 10.0 TFLs and 4.5 sacks as a senior
- ✦ Totaled five tackles, three solo, at Ohio State
- ✦ Recorded 2.0 sacks vs. Illinois
- ✦ Registered four tackles and recorded a sack vs. Maryland
- ✦ Logged another sack, and four solo tackles, at Nebraska
- ✦ Totaled 7.0 TFLs over the season's final four games

PERSONAL

- ✦ Three-star recruit by 247 Sports, ESPN and Rivals
- ✦ First-team All-State by Associated Press as a senior
- ✦ All-Region and All-Big Eight Conference as a senior
- ✦ Named Janesville Gazette All-Area Player of the Year
- ✦ Finished senior season with 75 tackles, 7.0 TFLs, 2.0 sacks and a fumble recovery
- ✦ Two-time state qualifier in wrestling, finishing as Division 1 runner-up at 285 pounds as a junior with a 48-2 record
- ✦ Coach was Adam Bunderson
- ✦ Parents are La'Tasha Benton and Troy Rodriguez

KEEANU BENTON'S NFL REGULAR SEASON DEFENSIVE STATISTICS

| DATE | TEAM | GP | GS | TACKLES | | | | | | | INTERCEPTIONS | | | | O. FUMB | | | | ST | | | | MISC. | | | |
|------------|----------|----|----|---------|----|----|-----|-----|----|-----|---------------|----|-----|----|---------|----|----|----|----|-----|----|---|-------|----|----|---|
| | | | | TK | S | A | TFL | YDS | SK | YDS | QBH | NO | YDS | LG | TD | PD | FF | FR | TD | YDS | TK | S | A | FF | FR | S |
| 2023 | Steelers | 17 | | 9 | 36 | 16 | 20 | 1 | 9 | 1.0 | 9.0 | 8 | 0 | 0 | 0 | 0 | 2 | 2 | 0 | 0 | 0 | 0 | 0 | 0 | 0 | 0 |
| NFL TOTALS | | 17 | | 9 | 36 | 16 | 20 | 1 | 9 | 1.0 | 9.0 | 8 | 0 | 0 | 0 | 0 | 2 | 2 | 0 | 0 | 0 | 0 | 0 | 0 | 0 | 0 |

SINGLE-GAME HIGHS: DEFENSIVE

| | | |
|--|---|--|
| <p>Total Tackles 6 vs. Green Bay Packers, Nov 12, 2023 4 at Cleveland Browns, Nov 19, 2023 ...1 more at 4.</p> <p>Solo Tackles 3 vs. Green Bay Packers, Nov 12, 2023 2 at Cleveland Browns, Nov 19, 2023 ...2 more at 2.</p> <p>Sacks 1.0 at Las Vegas Raiders, Sep 24, 2023</p> | <p>Passes Defensed 1 vs. Green Bay Packers, Nov 12, 2023</p> <p>Forced Fumbles 1 vs. Arizona Cardinals, Dec 03, 2023 1 at Houston Texans, Oct 01, 2023</p> <p>Tackles For Loss 1 at Las Vegas Raiders, Sep 24, 2023</p> | |
|--|---|--|

2023 GAME-BY-GAME REGULAR-SEASON STATISTICS (STEELERS)

| DATE | OPPONENT | P/S | TACKLES | | | | | | | INTERCEPTIONS | | | | | O. FUMB | | | ST | | | MISC | | W/L | SCORE | | | |
|--------------------|-------------|-----|-------------|---|-----------|-----------|-----------|------------|------------|---------------|----------|----------|----------|----------|----------|----------|----------|----------|----------|----------|----------|----------|----------|----------|----------|----------|-------------|
| | | | TK | S | A | SK | YDS | TFL | YDS | QBH | NO | YDS | LG | TD | PD | FF | FR | TD | YDS | TK | S | A | | | FF | FR | S |
| 09/10 | 49ers | P | 3 | 1 | 2 | 0.0 | 0.0 | 0 | 0 | 0 | 0 | 0 | 0 | 0 | 0 | 0 | 0 | 0 | 0 | 0 | 0 | 0 | 0 | 0 | 0 | L | 7-30 |
| 09/18 | Browns | P | 2 | 0 | 2 | 0.0 | 0.0 | 0 | 0 | 0 | 0 | 0 | 0 | 0 | 0 | 0 | 0 | 0 | 0 | 0 | 0 | 0 | 0 | 0 | 0 | W | 26-22 |
| 09/24 | at Raiders | P | 1 | 1 | 0 | 1.0 | 9.0 | 1 | 9 | 1 | 0 | 0 | 0 | 0 | 0 | 0 | 0 | 0 | 0 | 0 | 0 | 0 | 0 | 0 | 0 | W | 23-18 |
| 10/01 | at Texans | P | 4 | 2 | 2 | 0.0 | 0.0 | 0 | 0 | 0 | 0 | 0 | 0 | 0 | 1 | 0 | 0 | 0 | 0 | 0 | 0 | 0 | 0 | 0 | 0 | L | 6-30 |
| 10/08 | Ravens | S | 3 | 1 | 2 | 0.0 | 0.0 | 0 | 0 | 1 | 0 | 0 | 0 | 0 | 0 | 0 | 0 | 0 | 0 | 0 | 0 | 0 | 0 | 0 | 0 | W | 17-10 |
| 10/22 | at Rams | P | 0 | 0 | 0 | 0.0 | 0.0 | 0 | 0 | 2 | 0 | 0 | 0 | 0 | 0 | 0 | 0 | 0 | 0 | 0 | 0 | 0 | 0 | 0 | 0 | W | 24-17 |
| 10/29 | Jaguars | P | 1 | 0 | 1 | 0.0 | 0.0 | 0 | 0 | 0 | 0 | 0 | 0 | 0 | 0 | 0 | 0 | 0 | 0 | 0 | 0 | 0 | 0 | 0 | 0 | L | 10-20 |
| 11/02 | Titans | P | 2 | 2 | 0 | 0.0 | 0.0 | 0 | 0 | 0 | 0 | 0 | 0 | 0 | 0 | 0 | 0 | 0 | 0 | 0 | 0 | 0 | 0 | 0 | 0 | W | 20-16 |
| 11/12 | Packers | S | 6 | 3 | 3 | 0.0 | 0.0 | 0 | 0 | 2 | 0 | 0 | 0 | 0 | 1 | 0 | 0 | 0 | 0 | 0 | 0 | 0 | 0 | 0 | 0 | W | 23-19 |
| 11/19 | at Browns | S | 4 | 2 | 2 | 0.0 | 0.0 | 0 | 0 | 0 | 0 | 0 | 0 | 0 | 0 | 0 | 0 | 0 | 0 | 0 | 0 | 0 | 0 | 0 | 0 | L | 10-13 |
| 11/26 | at Bengals | S | 2 | 1 | 1 | 0.0 | 0.0 | 0 | 0 | 0 | 0 | 0 | 0 | 0 | 0 | 0 | 0 | 0 | 0 | 0 | 0 | 0 | 0 | 0 | 0 | W | 16-10 |
| 12/03 | Cardinals | S | 2 | 1 | 1 | 0.0 | 0.0 | 0 | 0 | 0 | 0 | 0 | 0 | 0 | 1 | 1 | 0 | 0 | 0 | 0 | 0 | 0 | 0 | 0 | 0 | L | 10-24 |
| 12/07 | Patriots | S | 1 | 0 | 1 | 0.0 | 0.0 | 0 | 0 | 0 | 0 | 0 | 0 | 0 | 0 | 0 | 0 | 0 | 0 | 0 | 0 | 0 | 0 | 0 | 0 | L | 18-21 |
| 12/16 | at Colts | S | 2 | 1 | 1 | 0.0 | 0.0 | 0 | 0 | 0 | 0 | 0 | 0 | 0 | 0 | 0 | 0 | 0 | 0 | 0 | 0 | 0 | 0 | 0 | 0 | L | 13-30 |
| 12/23 | Bengals | S | 0 | 0 | 0 | 0.0 | 0.0 | 0 | 0 | 0 | 0 | 0 | 0 | 0 | 0 | 0 | 0 | 0 | 0 | 0 | 0 | 0 | 0 | 0 | 0 | W | 34-11 |
| 12/31 | at Seahawks | S | 0 | 0 | 0 | 0.0 | 0.0 | 0 | 0 | 2 | 0 | 0 | 0 | 0 | 0 | 0 | 0 | 0 | 0 | 0 | 0 | 0 | 0 | 0 | 0 | W | 30-23 |
| 01/06 | at Ravens | P | 3 | 1 | 2 | 0.0 | 0.0 | 0 | 0 | 0 | 0 | 0 | 0 | 0 | 0 | 0 | 0 | 0 | 0 | 0 | 0 | 0 | 0 | 0 | 0 | W | 17-10 |
| 2023 TOTALS | | | 17-9 | | 36 | 16 | 20 | 1.0 | 9.0 | 1 | 9 | 8 | 0 | 0 | 0 | 0 | 2 | 2 | 0 | 0 | 0 | 0 | 0 | 0 | 0 | 0 | 10-7 |



9

KICKER
CHRIS BOSWELL

HEIGHT: 6-2
WEIGHT: 185
BORN: March 16, 1991
COLLEGE: Rice

BIRTHPLACE: Fort Worth, TX
HOW ACQUIRED: FA '15
NFL EXPERIENCE: 9th year

17

PRO CAREER

- ✦ Earned a Pro Bowl selection in 2017
- ✦ Has played in 116 games over his eight-year NFL career (all with the Steelers)
- ✦ Totaled 855 career points on 202 field goals and 249 extra-points made
- ✦ Twice Named AFC Special Teams Player of the Month (December 2015, January 2015)
- ✦ Twice Named AFC Special Teams Player of the Week (Week 6, 2015 and Week 13, 2017)
- ✦ Made NFL debut in Week 5 of 2015 (at San Diego)

CAREER HIGHLIGHTS (REGULAR SEASON)

- ✦ Ranks third in franchise history with 855 career points
- ✦ Ranks third in franchise history with 202 career field goals made
- ✦ Ranks second in franchise history in career field goal percentage (202-234, 86.3)
- ✦ Owns the franchise record in single-season field goal percentage (2020, 19-20, 95.0)
- ✦ Owns the franchise record with 25 consecutive field goals made (2019-20, 25)
- ✦ Ranks fourth in franchise history with 249 career extra-points made
- ✦ Has recorded 24 field goals of 50-yards or more in his NFL career
- ✦ His 86.3 field goal percentage ranks sixth among all NFL kickers with at least 160 field goal attempts since 2015
- ✦ Sixth player in team history with at least 100 field goals made
- ✦ Made at least 20 field goals in seven of his eight seasons in the NFL
- ✦ Has converted three or more field goals in a game 30 times
- ✦ Has converted four or more field goals in a game 10 times
- ✦ Has recorded seven game-winning field goals in his regular-season career (field goals within one minute of regulation or overtime)
- ✦ Owns the longest FG made in Acrisure Stadium with a 59-yarder vs the New York Jets in Week 4 of 2022
- ✦ Has completed three seasons (2016: 36-36 / 2019: 28-28 / 2022: 18-18) without missing an extra point
- ✦ Set a single-season franchise record for field goals made in 2021 (36)
- ✦ Set a single-season franchise record for points in 2017 (142)
- ✦ One of four players to convert all field goal attempts of 50+ yards in 2017
- ✦ First player to kick three field goals to win three consecutive games (2017), with the clock reading 0:00 at the end of the play since 2004 (Ryan Longwell)
- ✦ Tied franchise regular-season single game record for most field goals made (six, Week 16 of 2016 at Cincinnati)
- ✦ Set franchise regular-season record in 2015 for most field goals made by a rookie/first-year player with 29
- ✦ Set franchise regular-season record in 2015 for most points (113) by a rookie/first-year player
- ✦ His 90.6 single-season field goal percentage in 2015 ranked first among rookie/first-year players in franchise history (min. 10 attempts)

CAREER HIGHLIGHTS (POSTSEASON)

- ✦ Has played in eight postseason games over his seven-year NFL career (all with the Steelers)
- ✦ Totaled 63 career points on 16 field goals and 15 extra-points made
- ✦ Registered a touchback on 20 of his 45 career postseason kickoffs (44.4%)
- ✦ Has covered 16 of 16 postseason field goal attempts in his career (100.0%)
- ✦ Has made 16 postseason field goals, which ranks tied for first in franchise history (Jeff Reed, 16)
- ✦ Became the first player in NFL postseason history to convert each of his first 15 field goal attempts during the 2016 postseason
- ✦ Extended his NFL playoff record for consecutive field goals made to begin a postseason career to 16 with a 49-yard field goal vs. Cleveland in the Wild Card round of 2020 playoffs
- ✦ Scored 63 career postseason points, which ranks sixth in franchise history
- ✦ Set the NFL and Steelers' record for most field goals made in a single postseason game (6, AFC Divisional Playoff 1/15 at Kansas City) during the 2016 postseason
- ✦ Set the team record for most field goals made (eight) in a single postseason in team history during the 2016 postseason

2022 (STEELERS)

- ✦ Played in 12 games (spent Weeks 8 through 13 on the Reserve/Injured List)
- ✦ Converted 20 of 28 field goals and 18 of 18 extra points
- ✦ Converted seven field goals of 50-plus yards
- ✦ Broke his own record for the longest field goal made at Acrisure Stadium, converting a 59-yarder in Week 4 vs. the New York Jets
- ✦ Recorded his third season without missing an extra point after going 18 for 18
- ✦ Won the game for the Steelers in overtime in Week 1 at Cincinnati by making a 53-yard field goal with no time left on the clock

2021 (STEELERS)

- ✦ Played in all 17-regular season games
- ✦ Converted 36 of 40 field goals and 27 of 29 extra points
- ✦ Converted three or more field goals in a single game eight times
- ✦ Broke his own record for the longest field goal made at Acrisure Stadium, converting a 56-yarder in the Steelers home opener vs Las Vegas in Week 2
- ✦ Broke his own single-season franchise record for field goals made with 36
- ✦ First player in NFL history to make two 50+ yard field goals, make a game-winning field goal and recover an opponent's fumble all in the same game (Week 9 vs. Chicago)
- ✦ Notched his 100th career game in Week 14 (at Minnesota)

2020 (STEELERS)

- ✦ Saw action in all 16 games during the regular season and the AFC Divisional Playoff game vs. Cleveland
- ✦ Converted 19 of 20 field goals for a career-high 95.0 field goal percentage – the highest single season field goal percentage in franchise history
- ✦ Made a franchise record 25 consecutive field goals, which was the longest active streak in the NFL when it ended in Week 11 of 2020 at Jacksonville

2019 (STEELERS)

- ✦ Saw action in 16 games
- ✦ Converted 29 of 31 field goals for a career-high 93.5 field goal percentage – the second-highest single season field goal percentage in franchise history
- ✦ Became the sixth player in team history with at least 100 field goals made

2018 (STEELERS)

- ✦ Saw action in 15 games
- ✦ Converted 13 of 20 field goals and added a career-high 43 extra points, which marked the eighth-most in a season in team history
- ✦ Converted seven extra points – tied for the second-most in a single game in team history

2017 (STEELERS)

- ✦ Saw action in all 16 games during the regular season and the AFC Divisional Playoff game vs. Jacksonville
- ✦ Set single-season franchise records for field goals made (35) and points (142)
- ✦ Finished tied for fourth in the NFL in points and tied for fifth in field goals made
- ✦ Converted all field goal attempts of 50+ yards
- ✦ Recorded four game-winning field goals (field goals within one minute of regulation or overtime)
- ✦ Kicked three field goals to win games with the clock reading 0:00 at the end of the play, tying the most in single-season history since the merger in 1970
- ✦ Broke a tie with Mike Clark (1964-67: 57) for the sole possession of the eighth-most field goals made in franchise history on his 29-yard field goal in the first quarter vs. Jacksonville in Week 5
- ✦ Surpassed Lou Michaels (62) for the seventh-most field goals made in franchise history vs. Cincinnati in Week 7
- ✦ Converted five field goal attempts, (22-, 24-, 41-, 49- and 25-yards), tying as the fourth-most in a single-game in franchise history and the second-most in his NFL career (6, Dec. 18, 2016 at Cincinnati) vs. Cincinnati in Week 7
- ✦ Named AFC Special Teams Player of the Week in Week 13 at Cincinnati when he converted each of his three field goal attempts, 30-, 37- and 38-yards
- ✦ His 38-yard game-winning field goal was the fourth game-winning kick in his regular-season career (within one minute of regulation or overtime)

2016 (STEELERS)

- ✦ Played in 15 games during the regular season (inactive due to an abdominal injury 12/4 vs. N.Y. Giants) and in all three postseason contests
- ✦ Connected on a single-season career-high 11 made field goals from 40-49 yards during the regular season
- ✦ Perfect 36-of-36 on PATs during the regular season
- ✦ Totaled a single-season career-high 49 touchbacks in the regular season
- ✦ Connected on eight-of-eight on FGs during the postseason, setting a franchise record for most field goals made in a single postseason in franchise history
- ✦ Set the franchise record for most field goals made from 40 yards or longer in a single game (five) in Week 15 at Cincinnati
- ✦ His five made field goals from 40 yards or longer are tied for the most in a single game in NFL history (Mason Crosby, 11/22/15) since 1960
- ✦ Set the NFL and Steelers' record for most field goals made in a single postseason game (six) at Kansas City in the AFC Divisional Playoff
- ✦ First Steeler to record multiple games with at least four made field goals during the postseason

2015 (STEELERS)

- ✦ Saw action in 12 games during the regular season and in both postseason contests after being signed on October 3
- ✦ His 29 made field goals during the regular season are tied for the sixth-most field goals made in a single regular season in team history
- ✦ His 90.6% field goal accuracy is tied for sixth on the team's all-time single regular season field goal percentage list
- ✦ Seventh kicker in team history to record 110 points in a single season
- ✦ Second player in team history (Gary Anderson, 1989) to record multiple games with at least three made field goals in a single postseason
- ✦ Made all four of his field goal attempts (47, 48, 51 and 28) vs. Arizona in Week 6 and was named AFC Special Teams Player of the Week
- ✦ Connected on a game-winning 18-yarder – first of his career – with two seconds remaining in the game vs. Oakland in Week 9
- ✦ Totaled at least 10 points in six straight games, tying a franchise record held by Gary Anderson (1985)
- ✦ Kicked a game-winning 35-yarder with 14 seconds remaining in the AFC Wild Card Game at Cincinnati and set the record for the most field goals made by a rookie/first-year player in a playoff game
- ✦ Ninth rookie/first-year kicker in NFL history to reach 20 points in a single postseason
- ✦ His seven field goals made in a single postseason were the second-most in NFL history by a rookie/first-year player

2014 (TEXANS)

- ✦ Spent one week (Week 3) on the Texans' practice squad

TRANSACTIONS

- ✦ Signed a four-year contract extension with Pittsburgh on Aug. 1, 2022
- ✦ Signed a four-year contract extension with Pittsburgh on Aug. 23, 2018
- ✦ Signed a one-year contract with Pittsburgh on March 12, 2018
- ✦ Signed a one-year reserve/future contract with Pittsburgh on Feb. 2, 2017
- ✦ Signed a two-year contract with the Steelers on October 3, 2015
- ✦ Released by the N.Y. Giants on September 5, 2015
- ✦ Signed by the Giants on September 2, 2015
- ✦ Released by the Giants on August 16, 2015
- ✦ Signed by the Giants on January 7, 2015
- ✦ Released from the Houston Texans' practice squad on September 30, 2014
- ✦ Added to the Texans' practice squad on September 24, 2014
- ✦ Released by the Texans on August 30, 2014
- ✦ Originally signed with the Texans as an undrafted rookie agent on May 16, 2014

COLLEGE

- ✦ Saw action in 51 games for Rice (2010-13), both as a kicker and punter
- ✦ Finished his career 65-of-88 on field goals and 164-172 on PATs for a total of 359 points
- ✦ His 65 field goals and 164 PATs were both school records when his career ended
- ✦ His 65 career field goals were also the third-most in Conference USA history when his career ended
- ✦ Added 16 punts for 647 yards (40.4 avg.)
- ✦ Selected to play in the Senior Bowl following the 2013 season
- ✦ Named Conference USA Special Teams Player of the Week three times
- ✦ Set then school single-season records for field goals (23) and points (114) in 2012
- ✦ Named First-Team All-Conference USA by Rivals.com, second team by Phil Steele and was an honorable mention selection by Conference USA coaches in 2011
- ✦ Earned All-Freshman honors from league coaches in 2010
- ✦ Majored in kinesiology

PERSONAL

- ✦ Attended Fossil Ridge High School (Forth Worth, Texas)
- ✦ Four-time, All-District 5-5A selection
- ✦ Converted on 39-of-43 field goals in his career and was perfect on 172 career PAT attempts
- ✦ Named AP All-State first team and to the Texas Sportswriters Association Class 5A All-State second team as a senior
- ✦ Selected to play in the 2009 US Army All-American Bowl in San Antonio
- ✦ Also played baseball and soccer
- ✦ Son of Rick and Dawn Boswell
- ✦ Full name: Christopher Lynn Boswell

REGULAR SEASON COMPARISON: KICKING - BUFFALO BILLS

| DATE | OPP | W/L | GP/GS | FGM | FGA | PCT | LONG | XPM | XPA | PTS | 1-19 | 20-29 | 30-39 | 40-49 | 50+ | KO | TB | |
|---------------|-------------|-----|-------|-----|-----|-------|-------|-----|-----|-----|------|-------|-------|-------|-----|-----|----|---|
| 12/11/16 | PIT @ BUF | W | P | 2 | 2 | 100% | 39 | 3 | 3 | 9 | 0-0 | 0-0 | 1-1 | 0-0 | 0-0 | 6 | 3 | |
| 12/15/19 | PIT vs. BUF | L | P | 1 | 1 | 100% | 49 | 1 | 1 | 4 | 0-0 | 0-0 | 0-0 | 1-1 | 0-0 | 3 | 1 | |
| 12/13/20 | PIT @ BUF | L | P | 0 | 0 | 0% | 0 | 1 | 1 | 1 | 0-0 | 0-0 | 0-0 | 0-0 | 0-0 | 3 | 0 | |
| 9/12/21 | PIT @ BUF | W | P | 3 | 3 | 100% | 45 | 2 | 2 | 11 | 0-0 | 0-0 | 0-0 | 1-1 | 0-0 | 6 | 2 | |
| 10/9/22 | PIT @ BUF | L | P | 1 | 3 | 33.3% | 29 | 0 | 0 | 0 | 0-0 | 1-1 | 0-0 | 0-0 | 0-0 | 2 | 0 | |
| TOTALS | | | 2/3 | 5/0 | 7 | 9 | 77.8% | 49 | 7 | 7 | 25 | 0-0 | 1-1 | 1-1 | 2-2 | 0-0 | 20 | 6 |

CHRIS BOSWELL'S NFL REGULAR SEASON KICKING STATISTICS

| DATE | TEAM | GP | FGM | FGA | PCT. | LG | XP | XPA | PCT. | BLK | PTS |
|-------------------|----------|-----|-----|-----|------|----|-----|-----|-------|-----|-----|
| 2015 | Steelers | 12 | 29 | 32 | 90.6 | 51 | 26 | 27 | 96.3 | 0 | 113 |
| 2016 | Steelers | 15 | 21 | 25 | 84.0 | 49 | 36 | 36 | 100.0 | 1 | 99 |
| 2017 | Steelers | 16 | 35 | 38 | 92.1 | 53 | 37 | 39 | 94.9 | 1 | 142 |
| 2018 | Steelers | 15 | 13 | 20 | 65.0 | 50 | 43 | 48 | 89.6 | 1 | 82 |
| 2019 | Steelers | 16 | 29 | 31 | 93.5 | 51 | 28 | 28 | 100.0 | 0 | 115 |
| 2020 | Steelers | 13 | 19 | 20 | 95.0 | 59 | 34 | 38 | 89.5 | 0 | 91 |
| 2021 | Steelers | 17 | 36 | 40 | 90.0 | 56 | 27 | 29 | 93.1 | 0 | 135 |
| 2022 | Steelers | 12 | 20 | 28 | 71.4 | 59 | 18 | 18 | 100.0 | 1 | 78 |
| 2023 | Steelers | 17 | 29 | 31 | 93.5 | 57 | 27 | 28 | 96.4 | 0 | 114 |
| NFL TOTALS | | 133 | 231 | 265 | 87.2 | 59 | 276 | 291 | 94.8 | 4 | 969 |

CHRIS BOSWELL'S NFL POSTSEASON KICKING STATISTICS

| DATE | TEAM | GP | FGM | FGA | PCT. | LG | XP | XPA | PCT. | BLK | PTS |
|-------------------|----------|----|-----|-----|-------|----|----|-----|-------|-----|-----|
| 2015 | Steelers | 2 | 7 | 7 | 100.0 | 47 | 1 | 1 | 100.0 | 0 | 22 |
| 2016 | Steelers | 3 | 8 | 8 | 100.0 | 45 | 3 | 5 | 60.0 | 0 | 27 |
| 2017 | Steelers | 1 | 0 | 0 | 0.0 | 0 | 6 | 6 | 100.0 | 0 | 6 |
| 2020 | Steelers | 1 | 1 | 1 | 100.0 | 49 | 2 | 2 | 100.0 | 0 | 5 |
| 2021 | Steelers | 1 | 0 | 0 | 0.0 | 0 | 3 | 3 | 100.0 | 0 | 3 |
| NFL TOTALS | | 8 | 16 | 16 | 100.0 | 49 | 15 | 17 | 88.2 | 0 | 63 |

CHRIS BOSWELL'S NFL REGULAR SEASON FIELD-GOAL ACCURACY STATISTICS

| DATE | TEAM | 1-19 | PCT. | 20-29 | PCT. | 30-39 | PCT. | 40-49 | PCT. | 50+ | PCT. |
|-------------------|----------|------|-------|-------|-------|-------|-------|-------|------|-------|-------|
| 2015 | Steelers | 1-1 | 100.0 | 9-9 | 100.0 | 8-8 | 100.0 | 9-12 | 75.0 | 2-2 | 100.0 |
| 2016 | Steelers | 0-0 | 0.0 | 2-2 | 100.0 | 8-9 | 88.9 | 11-12 | 91.7 | 0-2 | 0.0 |
| 2017 | Steelers | 0-0 | 0.0 | 10-10 | 100.0 | 12-14 | 85.7 | 9-10 | 90.0 | 4-4 | 100.0 |
| 2018 | Steelers | 0-0 | 0.0 | 3-3 | 100.0 | 4-6 | 66.7 | 5-10 | 50.0 | 1-1 | 100.0 |
| 2019 | Steelers | 1-1 | 100.0 | 11-11 | 100.0 | 7-7 | 100.0 | 9-10 | 90.0 | 1-2 | 50.0 |
| 2020 | Steelers | 0-0 | 0.0 | 5-5 | 100.0 | 6-6 | 100.0 | 7-8 | 87.5 | 1-1 | 100.0 |
| 2021 | Steelers | 0-0 | 0.0 | 9-9 | 100.0 | 8-9 | 88.9 | 11-13 | 84.6 | 8-9 | 88.9 |
| 2022 | Steelers | 0-0 | 0.0 | 4-4 | 100.0 | 4-5 | 80.0 | 5-10 | 50.0 | 7-9 | 77.8 |
| 2023 | Steelers | 0-0 | 0.0 | 9-9 | 100.0 | 7-7 | 100.0 | 7-8 | 87.5 | 6-7 | 85.7 |
| NFL TOTALS | | 2-2 | 100.0 | 62-62 | 100.0 | 64-71 | 90.1 | 73-93 | 78.5 | 30-37 | 81.1 |

CHRIS BOSWELL'S NFL POSTSEASON FIELD-GOAL ACCURACY STATISTICS

| DATE | TEAM | 1-19 | PCT. | 20-29 | PCT. | 30-39 | PCT. | 40-49 | PCT. | 50+ | PCT. |
|-------------------|----------|------|------|-------|-------|-------|-------|-------|-------|-----|------|
| 2015 | Steelers | 0-0 | 0.0 | 1-1 | 100.0 | 4-4 | 100.0 | 2-2 | 100.0 | 0-0 | 0.0 |
| 2016 | Steelers | 0-0 | 0.0 | 2-2 | 100.0 | 3-3 | 100.0 | 3-3 | 100.0 | 0-0 | 0.0 |
| 2017 | Steelers | 0-0 | 0.0 | 0-0 | 0.0 | 0-0 | 0.0 | 0-0 | 0.0 | 0-0 | 0.0 |
| 2020 | Steelers | 0-0 | 0.0 | 0-0 | 0.0 | 0-0 | 0.0 | 1-1 | 100.0 | 0-0 | 0.0 |
| 2021 | Steelers | 0-0 | 0.0 | 0-0 | 0.0 | 0-0 | 0.0 | 0-0 | 0.0 | 0-0 | 0.0 |
| NFL TOTALS | | 0-0 | 0.0 | 3-3 | 100.0 | 7-7 | 100.0 | 6-6 | 100.0 | 0-0 | 0.0 |

SINGLE-GAME HIGHS: KICKER

| | | | |
|-----------------------------|---|--------------------------------|--|
| Field Goals Made | 6 at Cincinnati Bengals, Dec 18, 2016 5 vs. Cincinnati Bengals, Oct 22, 2017 | Points | 18 at Cincinnati Bengals, Dec 18, 2016 17 vs. Cincinnati Bengals, Oct 22, 2017 |
| Field Goal Attempts | 6 at Cincinnati Bengals, Dec 18, 2016 5 vs. Tennessee Titans, Dec 19, 2021 ...2 more at 5. | Special Teams Tackles | 1 vs. Baltimore Ravens, Oct 06, 2019 1 vs. Cleveland Browns, Oct 28, 2018 ...5 more at 1. |
| Longest Field Goals Made | 59 vs. New York Jets, Oct 02, 2022 59 at Dallas Cowboys, Nov 08, 2020 | Kickoff Average | 68.0 vs. Kansas City Chiefs, Oct 02, 2016 67.4 vs. Minnesota Vikings, Sep 17, 2017 ...1 more at 67.4. |
| Longest Field Goals Attempt | 59 vs. Jacksonville Jaguars, Oct 29, 2023 59 vs. New York Jets, Oct 02, 2022 ...1 more at 59. | Extra Point Attempt Percentage | 100.0 vs. Cleveland Browns, Oct 18, 2020 100.0 vs. Philadelphia Eagles, Oct 11, 2020 ...3 more at 100.0. |
| PATs Made | 7 vs. Carolina Panthers, Nov 08, 2018 5 vs. Cleveland Browns, Oct 18, 2020 ...4 more at 5. | Field Goal Percentage | 100.0 vs. Cleveland Browns, Jan 03, 2022 100.0 vs. Indianapolis Colts, Nov 03, 2019 ...7 more at 100.0. |
| PAT Attempts | 7 vs. Carolina Panthers, Nov 08, 2018 6 vs. Atlanta Falcons, Oct 07, 2018 | Touchbacks | 6 vs. Cincinnati Bengals, Dec 23, 2023 6 at Las Vegas Raiders, Sep 24, 2023 ...6 more at 6. |

SINGLE-GAME HIGHS - POSTSEASON: KICKER

| | | | |
|-----------------------------|---|--------------------------------|--|
| Field Goals Made | 6 at Kansas City Chiefs, Jan 15, 2017 4 at Cincinnati Bengals, Jan 09, 2016 3 at Denver Broncos, Jan 17, 2016 1 vs. Cleveland Browns, Jan 10, 2021 1 at New England Patriots, Jan 22, 2017 ...1 more at 1. | Points | 18 at Kansas City Chiefs, Jan 15, 2017 12 at Cincinnati Bengals, Jan 09, 2016 10 at Denver Broncos, Jan 17, 2016 6 vs. Jacksonville Jaguars, Jan 14, 2018 6 vs. Miami Dolphins, Jan 08, 2017 |
| Field Goal Attempts | 6 at Kansas City Chiefs, Jan 15, 2017 4 at Cincinnati Bengals, Jan 09, 2016 3 at Denver Broncos, Jan 17, 2016 1 vs. Cleveland Browns, Jan 10, 2021 1 at New England Patriots, Jan 22, 2017 ...1 more at 1. | Kickoff Average | 66.3 at Cincinnati Bengals, Jan 09, 2016 62.0 at Kansas City Chiefs, Jan 15, 2017 60.2 vs. Miami Dolphins, Jan 08, 2017 57.2 at Denver Broncos, Jan 17, 2016 54.2 vs. Cleveland Browns, Jan 10, 2021 |
| Longest Field Goals Made | 49 vs. Cleveland Browns, Jan 10, 2021 47 at Denver Broncos, Jan 17, 2016 45 at Kansas City Chiefs, Jan 15, 2017 39 at Cincinnati Bengals, Jan 09, 2016 34 vs. Miami Dolphins, Jan 08, 2017 | Extra Point Attempt Percentage | 100.0 vs. Jacksonville Jaguars, Jan 14, 2018 100.0 at Kansas City Chiefs, Jan 15, 2017 100.0 at Cincinnati Bengals, Jan 09, 2016 |
| Longest Field Goals Attempt | 49 vs. Cleveland Browns, Jan 10, 2021 47 at Denver Broncos, Jan 17, 2016 45 at Kansas City Chiefs, Jan 15, 2017 43 at Kansas City Chiefs, Jan 15, 2017 43 at Kansas City Chiefs, Jan 15, 2017 ...1 more at 43. | Field Goal Percentage | 100.0 at Kansas City Chiefs, Jan 15, 2017 100.0 at Cincinnati Bengals, Jan 09, 2016 4 at Denver Broncos, Jan 17, 2016 4 at Cincinnati Bengals, Jan 09, 2016 3 vs. Jacksonville Jaguars, Jan 14, 2018 2 vs. Cleveland Browns, Jan 10, 2021 2 at New England Patriots, Jan 22, 2017 ...2 more at 2. |
| PATs Made | 6 vs. Jacksonville Jaguars, Jan 14, 2018 3 at Kansas City Chiefs, Jan 16, 2022 3 vs. Miami Dolphins, Jan 08, 2017 2 vs. Cleveland Browns, Jan 10, 2021 1 at Denver Broncos, Jan 17, 2016 | Touchbacks | 4 at Denver Broncos, Jan 17, 2016 4 at Cincinnati Bengals, Jan 09, 2016 3 vs. Jacksonville Jaguars, Jan 14, 2018 2 vs. Cleveland Browns, Jan 10, 2021 2 at New England Patriots, Jan 22, 2017 ...2 more at 2. |
| PAT Attempts | 6 vs. Jacksonville Jaguars, Jan 14, 2018 4 vs. Miami Dolphins, Jan 08, 2017 3 at Kansas City Chiefs, Jan 16, 2022 2 vs. Cleveland Browns, Jan 10, 2021 1 at New England Patriots, Jan 22, 2017 ...1 more at 1. | | |

2023 GAME-BY-GAME REGULAR-SEASON STATISTICS (STEELERS)

| DATE | OPPONENT | P | FIELD GOALS | | | | EXTRA POINTS | | | | PTS | W/L | SCORE |
|--------------------|-------------|---|-------------|-----------|-----------|-------------|--------------|-----------|-----------|-------------|----------|-------------|-------------|
| | | | FGM | FGA | PCT | LG | XP | XPA | PCT | BLK | | | |
| 09/10 | 49ers | P | 0 | 0 | 0.0 | 0 | 1 | 1 | 100.0 | 0 | 1 | L | 7-30 |
| 09/18 | Browns | P | 2 | 2 | 100.0 | 52 | 2 | 2 | 100.0 | 0 | 8 | W | 26-22 |
| 09/24 | at Raiders | P | 3 | 3 | 100.0 | 57 | 2 | 2 | 100.0 | 0 | 11 | W | 23-18 |
| 10/01 | at Texans | P | 2 | 2 | 100.0 | 35 | 0 | 0 | 0.0 | 0 | 6 | L | 6-30 |
| 10/08 | Ravens | P | 3 | 3 | 100.0 | 43 | 0 | 0 | 0.0 | 0 | 9 | W | 17-10 |
| 10/22 | at Rams | P | 1 | 1 | 100.0 | 53 | 3 | 3 | 100.0 | 0 | 6 | W | 24-17 |
| 10/29 | Jaguars | P | 1 | 2 | 50.0 | 22 | 1 | 1 | 100.0 | 0 | 4 | L | 10-20 |
| 11/02 | Titans | P | 2 | 2 | 100.0 | 30 | 2 | 2 | 100.0 | 0 | 8 | W | 20-16 |
| 11/12 | Packers | P | 3 | 3 | 100.0 | 49 | 2 | 2 | 100.0 | 0 | 11 | W | 23-19 |
| 11/19 | at Browns | P | 1 | 1 | 100.0 | 28 | 1 | 1 | 100.0 | 0 | 4 | L | 10-13 |
| 11/26 | at Bengals | P | 3 | 3 | 100.0 | 41 | 1 | 1 | 100.0 | 0 | 10 | W | 16-10 |
| 12/03 | Cardinals | P | 1 | 2 | 50.0 | 29 | 1 | 1 | 100.0 | 0 | 4 | L | 10-24 |
| 12/07 | Patriots | P | 1 | 1 | 100.0 | 56 | 1 | 1 | 100.0 | 0 | 4 | L | 18-21 |
| 12/16 | at Colts | P | 0 | 0 | 0.0 | 0 | 1 | 2 | 50.0 | 0 | 1 | L | 13-30 |
| 12/23 | Bengals | P | 2 | 2 | 100.0 | 50 | 4 | 4 | 100.0 | 0 | 10 | W | 34-11 |
| 12/31 | at Seahawks | P | 3 | 3 | 100.0 | 39 | 3 | 3 | 100.0 | 0 | 12 | W | 30-23 |
| 01/06 | at Ravens | P | 1 | 1 | 100.0 | 25 | 2 | 2 | 100.0 | 0 | 5 | W | 17-10 |
| 2023 TOTALS | | | 17 | 29 | 31 | 93.5 | 57 | 27 | 28 | 96.4 | 0 | 11/4 | 10-7 |

2022 GAME-BY-GAME REGULAR-SEASON STATISTICS (STEELERS)

| DATE | OPPONENT | P | FIELD GOALS | | | | EXTRA POINTS | | | | PTS | W/L | SCORE |
|-------------|-------------|----|-------------|-----|-------|----|--------------|-----|-------|-----|-----|-----|--------|
| | | | FGM | FGA | PCT | LG | XP | XPA | PCT | BLK | | | |
| 09/11 | at Bengals | P | 3 | 4 | 75.0 | 53 | 2 | 2 | 100.0 | 0 | 11 | W | 23-20+ |
| 09/18 | Patriots | P | 2 | 2 | 100.0 | 52 | 0 | 0 | 0.0 | 0 | 6 | L | 14-17 |
| 09/22 | at Browns | P | 1 | 2 | 50.0 | 34 | 2 | 2 | 100.0 | 0 | 5 | L | 17-29 |
| 10/02 | Jets | P | 2 | 2 | 100.0 | 59 | 2 | 2 | 100.0 | 0 | 8 | L | 20-24 |
| 10/09 | at Bills | P | 1 | 3 | 33.3 | 29 | 0 | 0 | 0.0 | 0 | 3 | L | 3-38 |
| 10/16 | Buccaneers | P | 2 | 2 | 100.0 | 55 | 2 | 2 | 100.0 | 0 | 8 | W | 20-18 |
| 10/23 | at Dolphins | P | 1 | 1 | 100.0 | 45 | 1 | 1 | 100.0 | 0 | 4 | L | 10-16 |
| 10/30 | at Eagles | | | | | | | | | | | L | 13-35 |
| 11/13 | Saints | | | | | | | | | | | W | 20-10 |
| 11/20 | Bengals | | | | | | | | | | | L | 30-37 |
| 11/28 | at Colts | | | | | | | | | | | W | 24-17 |
| 12/04 | at Falcons | | | | | | | | | | | W | 19-16 |
| 12/11 | Ravens | P | 0 | 1 | 0.0 | 0 | 2 | 2 | 100.0 | 0 | 2 | L | 14-16 |
| 12/18 | at Panthers | P | 1 | 1 | 100.0 | 50 | 3 | 3 | 100.0 | 0 | 6 | W | 24-16 |
| 12/24 | Raiders | P | 2 | 4 | 50.0 | 44 | 1 | 1 | 100.0 | 0 | 7 | W | 13-10 |
| 01/01 | at Ravens | P | 3 | 4 | 75.0 | 51 | 1 | 1 | 100.0 | 0 | 10 | W | 16-13 |
| 01/08 | Browns | P | 2 | 2 | 100.0 | 49 | 2 | 2 | 100.0 | 0 | 8 | W | 28-14 |
| 2022 TOTALS | | 12 | 20 | 28 | 71.4 | 59 | 18 | 18 | 100.0 | 0 | 78 | 9-8 | |

+ - Overtime

2021 GAME-BY-GAME REGULAR-SEASON STATISTICS (STEELERS)

| DATE | OPPONENT | P | FIELD GOALS | | | | EXTRA POINTS | | | | PTS | W/L/T | SCORE |
|-------------|-------------|----|-------------|-----|-------|----|--------------|-----|-------|-----|-----|-------|--------|
| | | | FGM | FGA | PCT | LG | XP | XPA | PCT | BLK | | | |
| 09/12 | at Bills | P | 3 | 3 | 100.0 | 45 | 2 | 2 | 100.0 | 0 | 11 | W | 23-16 |
| 09/19 | Raiders | P | 1 | 1 | 100.0 | 56 | 2 | 2 | 100.0 | 0 | 5 | L | 17-26 |
| 09/26 | Bengals | P | 1 | 2 | 50.0 | 26 | 1 | 1 | 100.0 | 0 | 4 | L | 10-24 |
| 10/03 | at Packers | P | 1 | 1 | 100.0 | 52 | 2 | 2 | 100.0 | 0 | 5 | L | 17-27 |
| 10/10 | Broncos | P | 2 | 2 | 100.0 | 48 | 3 | 3 | 100.0 | 0 | 9 | W | 27-19 |
| 10/17 | Seahawks | P | 3 | 3 | 100.0 | 52 | 2 | 2 | 100.0 | 0 | 11 | W | 23-20+ |
| 10/31 | at Browns | P | 1 | 1 | 100.0 | 31 | 0 | 0 | 0.0 | 0 | 3 | W | 15-10 |
| 11/08 | Bears | P | 3 | 3 | 100.0 | 54 | 2 | 3 | 66.7 | 0 | 11 | W | 29-27 |
| 11/14 | Lions | P | 3 | 3 | 100.0 | 51 | 1 | 1 | 100.0 | 0 | 10 | T | 16-16 |
| 11/21 | at Chargers | P | 3 | 3 | 100.0 | 45 | 4 | 4 | 100.0 | 0 | 13 | L | 37-41 |
| 11/28 | at Bengals | P | 1 | 1 | 100.0 | 40 | 1 | 1 | 100.0 | 0 | 4 | L | 10-41 |
| 12/05 | Ravens | P | 2 | 2 | 100.0 | 53 | 0 | 1 | 0.0 | 0 | 6 | W | 20-19 |
| 12/09 | at Vikings | P | 0 | 1 | 0.0 | 0 | 2 | 2 | 100.0 | 0 | 2 | L | 28-36 |
| 12/19 | Titans | P | 4 | 5 | 80.0 | 48 | 1 | 1 | 100.0 | 0 | 13 | W | 19-13 |
| 12/26 | at Chiefs | P | 1 | 2 | 50.0 | 34 | 1 | 1 | 100.0 | 0 | 4 | L | 10-36 |
| 01/03 | Browns | P | 4 | 4 | 100.0 | 50 | 2 | 2 | 100.0 | 0 | 14 | W | 26-14 |
| 01/09 | at Ravens | P | 3 | 3 | 100.0 | 40 | 1 | 1 | 100.0 | 0 | 10 | W | 16-13+ |
| 2021 TOTALS | | 17 | 36 | 40 | 90.0 | 56 | 27 | 29 | 93.1 | 0 | 135 | 9-7-1 | |

+ - Overtime

2020 GAME-BY-GAME REGULAR-SEASON STATISTICS (STEELERS)

| DATE | OPPONENT | P | FIELD GOALS | | | | EXTRA POINTS | | | | PTS | W/L | SCORE |
|-------------|---------------|----|-------------|-----|-------|----|--------------|-----|-------|-----|-----|------|-------|
| | | | FGM | FGA | PCT | LG | XP | XPA | PCT | BLK | | | |
| 09/14 | at Giants | P | 2 | 2 | 100.0 | 41 | 2 | 3 | 66.7 | 0 | 8 | W | 26-16 |
| 09/20 | Broncos | P | 1 | 1 | 100.0 | 21 | 3 | 3 | 100.0 | 0 | 6 | W | 26-21 |
| 09/27 | Texans | P | 2 | 2 | 100.0 | 33 | 2 | 2 | 100.0 | 0 | 8 | W | 28-21 |
| 10/11 | Eagles | P | 1 | 1 | 100.0 | 41 | 5 | 5 | 100.0 | 0 | 8 | W | 38-29 |
| 10/18 | Browns | P | 1 | 1 | 100.0 | 35 | 5 | 5 | 100.0 | 0 | 8 | W | 38-7 |
| 10/25 | at Titans | P | 2 | 2 | 100.0 | 38 | 3 | 3 | 100.0 | 0 | 9 | W | 27-24 |
| 11/01 | at Ravens | P | 0 | 0 | 0.0 | 0 | 4 | 4 | 100.0 | 0 | 4 | W | 28-24 |
| 11/08 | at Cowboys | P | 2 | 2 | 100.0 | 59 | 0 | 2 | 0.0 | 1 | 6 | W | 24-19 |
| 11/15 | Bengals | P | 3 | 3 | 100.0 | 45 | 3 | 3 | 100.0 | 0 | 12 | W | 36-10 |
| 11/22 | at Jaguars | P | 2 | 3 | 66.7 | 47 | 3 | 3 | 100.0 | 0 | 9 | W | 27-3 |
| 12/02 | Ravens | P | 2 | 2 | 100.0 | 27 | 1 | 2 | 50.0 | 0 | 7 | W | 19-14 |
| 12/07 | Football Team | | | | | | | | | | | L | 17-23 |
| 12/13 | at Bills | P | 0 | 0 | 0.0 | 0 | 1 | 1 | 100.0 | 0 | 1 | L | 15-26 |
| 12/21 | at Bengals | P | 1 | 1 | 100.0 | 25 | 2 | 2 | 100.0 | 0 | 5 | L | 17-27 |
| 12/27 | Colts | | | | | | | | | | | W | 28-24 |
| 01/03 | at Browns | | | | | | | | | | | L | 22-24 |
| 2020 TOTALS | | 13 | 19 | 20 | 95.0 | 59 | 34 | 38 | 89.5 | 1 | 91 | 12-4 | |

+ - Overtime

2019 GAME-BY-GAME REGULAR-SEASON STATISTICS (STEELERS)

| DATE | OPPONENT | P | FIELD GOALS | | | | EXTRA POINTS | | | | PTS | W/L | SCORE | |
|-------------|--------------|---|-------------|-----|-------|------|--------------|-----|-------|-------|-----|-----|--------|--|
| | | | FGM | FGA | PCT | LG | XP | XPA | PCT | BLK | | | | |
| 09/08 | at Patriots | P | 1 | 1 | 100.0 | 19 | 0 | 0 | 0.0 | 0 | 3 | L | 3-33 | |
| 09/15 | Seahawks | P | 2 | 2 | 100.0 | 41 | 2 | 2 | 100.0 | 0 | 8 | L | 26-28 | |
| 09/22 | at 49ers | P | 2 | 2 | 100.0 | 46 | 2 | 2 | 100.0 | 0 | 8 | L | 20-24 | |
| 09/30 | Bengals | P | 2 | 2 | 100.0 | 49 | 3 | 3 | 100.0 | 0 | 9 | W | 27-3 | |
| 10/06 | Ravens | P | 3 | 3 | 100.0 | 41 | 2 | 2 | 100.0 | 0 | 11 | L | 23-26+ | |
| 10/13 | at Chargers | P | 1 | 1 | 100.0 | 20 | 3 | 3 | 100.0 | 0 | 6 | W | 24-17 | |
| 10/28 | Dolphins | P | 2 | 3 | 66.7 | 42 | 3 | 3 | 100.0 | 0 | 9 | W | 27-14 | |
| 11/03 | Colts | P | 4 | 4 | 100.0 | 51 | 2 | 2 | 100.0 | 0 | 14 | W | 26-24 | |
| 11/10 | Rams | P | 1 | 1 | 100.0 | 33 | 2 | 2 | 100.0 | 0 | 5 | W | 17-12 | |
| 11/14 | at Browns | P | 0 | 1 | 0.0 | 0 | 1 | 1 | 100.0 | 0 | 1 | L | 7-21 | |
| 11/24 | at Bengals | P | 3 | 3 | 100.0 | 47 | 1 | 1 | 100.0 | 0 | 10 | W | 16-10 | |
| 12/01 | Browns | P | 2 | 2 | 100.0 | 39 | 2 | 2 | 100.0 | 0 | 8 | W | 20-13 | |
| 12/08 | at Cardinals | P | 3 | 3 | 100.0 | 37 | 2 | 2 | 100.0 | 0 | 11 | W | 23-17 | |
| 12/15 | Bills | P | 1 | 1 | 100.0 | 49 | 1 | 1 | 100.0 | 0 | 4 | L | 10-17 | |
| 12/22 | at Jets | P | 1 | 1 | 100.0 | 49 | 1 | 1 | 100.0 | 0 | 4 | L | 10-16 | |
| 12/29 | at Ravens | P | 1 | 1 | 100.0 | 26 | 1 | 1 | 100.0 | 0 | 4 | L | 10-28 | |
| 2019 TOTALS | | | 16 | 29 | 31 | 93.5 | 51 | 28 | 28 | 100.0 | 0 | 115 | 8-8 | |

+ - Overtime

2018 GAME-BY-GAME REGULAR-SEASON STATISTICS (STEELERS)

| DATE | OPPONENT | P | FIELD GOALS | | | | EXTRA POINTS | | | | PTS | W/L/T | SCORE | |
|-------------|---------------|---|-------------|-----|-------|------|--------------|-----|-------|------|-----|-------|-------|--|
| | | | FGM | FGA | PCT | LG | XP | XPA | PCT | BLK | | | | |
| 09/09 | at Browns | P | 0 | 1 | 0.0 | 0 | 3 | 3 | 100.0 | 0 | 3 | T | 21-21 | |
| 09/16 | Chiefs | P | 0 | 1 | 0.0 | 0 | 3 | 4 | 75.0 | 0 | 3 | L | 37-42 | |
| 09/24 | at Buccaneers | P | 1 | 2 | 50.0 | 38 | 3 | 4 | 75.0 | 0 | 6 | W | 30-27 | |
| 09/30 | Ravens | P | 2 | 2 | 100.0 | 39 | 0 | 0 | 0.0 | 0 | 6 | L | 14-26 | |
| 10/07 | Falcons | P | 0 | 0 | 0.0 | 0 | 5 | 6 | 83.3 | 0 | 5 | W | 41-17 | |
| 10/14 | at Bengals | P | 2 | 2 | 100.0 | 24 | 2 | 2 | 100.0 | 0 | 8 | W | 28-21 | |
| 10/28 | Browns | P | 1 | 1 | 100.0 | 42 | 4 | 4 | 100.0 | 0 | 7 | W | 33-18 | |
| 11/04 | at Ravens | P | 1 | 1 | 100.0 | 29 | 2 | 3 | 66.7 | 0 | 5 | W | 23-16 | |
| 11/08 | Panthers | P | 1 | 1 | 100.0 | 50 | 7 | 7 | 100.0 | 0 | 10 | W | 52-21 | |
| 11/18 | at Jaguars | P | 0 | 0 | 0.0 | 0 | 2 | 2 | 100.0 | 0 | 2 | W | 20-16 | |
| 11/25 | at Broncos | P | 1 | 2 | 50.0 | 41 | 2 | 2 | 100.0 | 0 | 5 | L | 17-24 | |
| 12/02 | Chargers | P | 1 | 1 | 100.0 | 48 | 3 | 4 | 75.0 | 0 | 6 | L | 30-33 | |
| 12/09 | at Raiders | P | 0 | 2 | 0.0 | 0 | 3 | 3 | 100.0 | 0 | 3 | L | 21-24 | |
| 12/16 | Patriots | P | 1 | 2 | 50.0 | 48 | 2 | 2 | 100.0 | 0 | 5 | W | 17-10 | |
| 12/23 | at Saints | P | 2 | 2 | 100.0 | 49 | 2 | 2 | 100.0 | 0 | 8 | L | 28-31 | |
| 12/30 | Bengals | | | | | | | | | | | W | 16-13 | |
| 2018 TOTALS | | | 15 | 13 | 20 | 65.0 | 50 | 43 | 48 | 89.6 | 0 | 82 | 9-6-1 | |

DID NOT PLAY

2017 GAME-BY-GAME REGULAR-SEASON STATISTICS (STEELERS)

| DATE | OPPONENT | P | FIELD GOALS | | | | EXTRA POINTS | | | | PTS | W/L | SCORE | |
|-------------|------------|---|-------------|-----|-------|------|--------------|-----|-------|------|-----|-----|--------|--|
| | | | FGM | FGA | PCT | LG | XP | XPA | PCT | BLK | | | | |
| 09/10 | at Browns | P | 0 | 0 | 0.0 | 0 | 3 | 3 | 100.0 | 0 | 3 | W | 21-18 | |
| 09/17 | Vikings | P | 4 | 4 | 100.0 | 46 | 2 | 2 | 100.0 | 0 | 14 | W | 26-9 | |
| 09/24 | at Bears | P | 1 | 2 | 50.0 | 32 | 2 | 2 | 100.0 | 0 | 5 | L | 17-23+ | |
| 10/01 | at Ravens | P | 2 | 3 | 66.7 | 49 | 2 | 2 | 100.0 | 0 | 8 | W | 26-9 | |
| 10/08 | Jaguars | P | 3 | 3 | 100.0 | 34 | 0 | 0 | 0.0 | 0 | 9 | L | 9-30 | |
| 10/15 | at Chiefs | P | 1 | 1 | 100.0 | 24 | 2 | 2 | 100.0 | 0 | 5 | W | 19-13 | |
| 10/22 | Bengals | P | 5 | 5 | 100.0 | 49 | 2 | 2 | 100.0 | 0 | 17 | W | 29-14 | |
| 10/29 | at Lions | P | 2 | 2 | 100.0 | 38 | 2 | 2 | 100.0 | 0 | 8 | W | 20-15 | |
| 11/12 | at Colts | P | 2 | 3 | 66.7 | 41 | 0 | 1 | 0.0 | 1 | 6 | W | 20-17 | |
| 11/16 | Titans | P | 4 | 4 | 100.0 | 50 | 4 | 4 | 100.0 | 0 | 16 | W | 40-17 | |
| 11/26 | Packers | P | 1 | 1 | 100.0 | 53 | 2 | 3 | 66.7 | 0 | 5 | W | 31-28 | |
| 12/04 | at Bengals | P | 3 | 3 | 100.0 | 38 | 2 | 2 | 100.0 | 0 | 11 | W | 23-20 | |
| 12/10 | Ravens | P | 4 | 4 | 100.0 | 52 | 3 | 3 | 100.0 | 0 | 15 | W | 39-38 | |
| 12/17 | Patriots | P | 1 | 1 | 100.0 | 51 | 3 | 3 | 100.0 | 0 | 6 | L | 24-27 | |
| 12/25 | at Texans | P | 2 | 2 | 100.0 | 36 | 4 | 4 | 100.0 | 0 | 10 | W | 34-6 | |
| 12/31 | Browns | P | 0 | 0 | 0.0 | 0 | 4 | 4 | 100.0 | 0 | 4 | W | 28-24 | |
| 2017 TOTALS | | | 16 | 35 | 38 | 92.1 | 53 | 37 | 39 | 94.9 | 1 | 142 | 13-3 | |

+ - Overtime

2016 GAME-BY-GAME REGULAR-SEASON STATISTICS (STEELERS)


| DATE | OPPONENT | P | FIELD GOALS | | | | EXTRA POINTS | | | | PTS | W/L | SCORE | |
|-------------|-------------|---|-------------|-----|-------|------|--------------|-----|-------|-------|-----|-----|--------|--|
| | | | FGM | FGA | PCT | LG | XP | XPA | PCT | BLK | | | | |
| 09/12 | at Redskins | P | 1 | 1 | 100.0 | 46 | 5 | 5 | 100.0 | 0 | 8 | W | 38-16 | |
| 09/18 | Bengals | P | 1 | 1 | 100.0 | 49 | 3 | 3 | 100.0 | 0 | 6 | W | 24-16 | |
| 09/25 | at Eagles | P | 1 | 2 | 50.0 | 40 | 0 | 0 | 0.0 | 0 | 3 | L | 3-34 | |
| 10/02 | Chiefs | P | 0 | 0 | 0.0 | 0 | 5 | 5 | 100.0 | 0 | 5 | W | 43-14 | |
| 10/09 | Jets | P | 1 | 1 | 100.0 | 47 | 4 | 4 | 100.0 | 0 | 7 | W | 31-13 | |
| 10/16 | at Dolphins | P | 0 | 0 | 0.0 | 0 | 1 | 1 | 100.0 | 0 | 1 | L | 15-30 | |
| 10/23 | Patriots | P | 3 | 5 | 60.0 | 46 | 1 | 1 | 100.0 | 0 | 10 | L | 16-27 | |
| 11/06 | at Ravens | P | 0 | 0 | 0.0 | 0 | 2 | 2 | 100.0 | 0 | 2 | L | 14-21 | |
| 11/13 | Cowboys | P | 2 | 3 | 66.7 | 39 | 0 | 0 | 0.0 | 0 | 6 | L | 30-35 | |
| 11/20 | at Browns | P | 3 | 3 | 100.0 | 33 | 1 | 1 | 100.0 | 0 | 10 | W | 24-9 | |
| 11/24 | at Colts | P | 0 | 0 | 0.0 | 0 | 4 | 4 | 100.0 | 0 | 4 | W | 28-7 | |
| 12/04 | Giants | | | | | | | | | | | W | 24-14 | |
| 12/11 | at Bills | P | 2 | 2 | 100.0 | 39 | 3 | 3 | 100.0 | 0 | 9 | W | 27-20 | |
| 12/18 | at Bengals | P | 6 | 6 | 100.0 | 49 | 0 | 0 | 0.0 | 0 | 18 | W | 24-20 | |
| 12/25 | Ravens | P | 1 | 1 | 100.0 | 36 | 4 | 4 | 100.0 | 0 | 7 | W | 31-27 | |
| 01/01 | Browns | P | 0 | 0 | 0.0 | 0 | 3 | 3 | 100.0 | 0 | 3 | W | 27-24+ | |
| 2016 TOTALS | | | 15 | 21 | 25 | 84.0 | 49 | 36 | 36 | 100.0 | 0 | 99 | 11-5 | |

+ - Overtime

2015 GAME-BY-GAME REGULAR-SEASON STATISTICS (STEELERS)

| DATE | OPPONENT | FIELD GOALS | | | | EXTRA POINTS | | | | PTS | W/L | SCORE | | |
|--------------------|-------------|-------------|-----------|-----------|-----------|---------------|-----------|-----------|-----------|-------------|----------|------------|-------------|--|
| | | FGM | FGA | PCT | LG | XP | XPA | PCT | BLK | | | | | |
| 09/10 | at Patriots | | | | | NOT ON ROSTER | | | | | L | 21-28 | | |
| 09/20 | 49ers | | | | | NOT ON ROSTER | | | | | W | 43-18 | | |
| 09/27 | at Rams | | | | | NOT ON ROSTER | | | | | W | 12-6 | | |
| 10/01 | Ravens | | | | | NOT ON ROSTER | | | | | L | 20-23+ | | |
| 10/12 | at Chargers | P | 1 | 1 | 100.0 | 47 | 3 | 3 | 100.0 | 0 | 6 | W | 24-20 | |
| 10/18 | Cardinals | P | 4 | 4 | 100.0 | 51 | 1 | 1 | 100.0 | 0 | 13 | W | 25-13 | |
| 10/25 | at Chiefs | P | 2 | 2 | 100.0 | 36 | 1 | 1 | 100.0 | 0 | 7 | L | 13-23 | |
| 11/01 | Bengals | P | 1 | 1 | 100.0 | 32 | 1 | 1 | 100.0 | 0 | 4 | L | 10-16 | |
| 11/08 | Raiders | P | 3 | 4 | 75.0 | 38 | 3 | 3 | 100.0 | 0 | 12 | W | 38-35 | |
| 11/15 | Browns | P | 3 | 3 | 100.0 | 34 | 1 | 2 | 50.0 | 0 | 10 | W | 30-9 | |
| 11/29 | at Seahawks | P | 3 | 3 | 100.0 | 44 | 1 | 1 | 100.0 | 0 | 10 | L | 30-39 | |
| 12/06 | Colts | P | 3 | 4 | 75.0 | 51 | 4 | 4 | 100.0 | 0 | 13 | W | 45-10 | |
| 12/13 | at Bengals | P | 4 | 4 | 100.0 | 47 | 3 | 3 | 100.0 | 0 | 15 | W | 33-20 | |
| 12/20 | Broncos | P | 2 | 2 | 100.0 | 41 | 4 | 4 | 100.0 | 0 | 10 | W | 34-27 | |
| 12/27 | at Ravens | P | 1 | 1 | 100.0 | 34 | 2 | 2 | 100.0 | 0 | 5 | L | 17-20 | |
| 01/03 | at Browns | P | 2 | 3 | 66.7 | 39 | 2 | 2 | 100.0 | 0 | 8 | W | 28-12 | |
| 2015 TOTALS | | | 12 | 29 | 32 | 90.6 | 51 | 26 | 27 | 96.3 | 0 | 113 | 10-6 | |

+ - Overtime



13

WIDE RECEIVER

MILES BOYKIN

| | |
|-------------------------------|----------------------------------|
| HEIGHT: 6-4 | BIRTHPLACE: New Lenox, IL |
| WEIGHT: 220 | HOW ACQUIRED: W '22 (BAL) |
| BORN: October 12, 1996 | NFL EXPERIENCE: 5th year |
| COLLEGE: Notre Dame | |

PRO CAREER

- ✦ Has played in 56 career games (25 starts) with Baltimore (2019-21) and Pittsburgh (2022)
- ✦ Has caught 35 passes for 481 yards and seven TDs
- ✦ In his NFL debut, posted a five-yard TD on his first career reception in the 59-10 season-opening victory at Miami (9/8/19)
- ✦ Helped the Ravens set single-game franchise records in yards (643) and points (59)
- ✦ Made NFL debut in Week 1 of 2019 (at Miami)
- ✦ Made NFL starting debut in Week 1 of 2019 (at Miami)

2022 (STEELERS)

- ✦ Played primarily on special teams in 16 games, missing Week 12 at Indianapolis due to injury
- ✦ Recorded 10 tackles (nine solo) on special teams and two receptions for 11 yards on offense
- ✦ Led the team in solo tackles and ranked third in total tackles on special teams

2021 (RAVENS)

- ✦ Played primarily on special teams in eight games played
- ✦ Recorded a career-high 144 snaps on special teams, while adding a six-yard reception on offense
- ✦ Helped special teams unit rank No. 1 in Football Outsiders' DVOA rating

2020 (RAVENS)

- ✦ Played in all 16 regular-season games (13 starts)
- ✦ Registered a career-high 19 receptions for 266 receiving yards and four TDs for the NFL's seventh-best scoring offense (29.3 ppg) and fourth-best third-down offense (48.8%)
- ✦ Contributed as an integral blocker in the Ravens' top-ranked rushing attack (191.9 ypg), which produced the third-most yards (3,071) ever in a 16-game NFL season
- ✦ Made his first-career postseason start in the 2013 Wild Card Playoff win at Tennessee (1/10/21)
- ✦ Helped block for an offense that totaled a postseason franchise-record 236 rushing yards and a 6.7 yards-per-carry mark
- ✦ Made a 43-yard TD reception for his career-high fourth scoring grab of the season in the 38-3 win at Cincinnati (1/3/21)
- ✦ Helped the Ravens convert on 11-of-17 (65%) third downs and register their fifth-consecutive victory to earn the franchise's third-straight playoff berth
- ✦ Made a leaping four-yard TD catch to put the Ravens up by nine in the 40-14 win vs. Jacksonville (12/20) – marked his third TD of the season, matching his career high set as a rookie in 2019
- ✦ Secured a career-long 38-yard TD reception on Baltimore's first play following an ILB Patrick Queen interception vs. Dallas (12/8) – marked the fifth receiving TD of his career and his second score this season
- ✦ Capped off a nine-play 75-yard drive with a six-yard TD reception to give Baltimore its first points vs. Pittsburgh (11/1)
- ✦ Caught two passes for 20 yards and one TD against the Steelers; also helped block for a Baltimore rushing attack that produced 265 rushing yards
- ✦ Caught a 15-yard throw from P Sam Koch on a fake punt in the 31-17 win at Washington (10/4); the fourth-down conversion eventually led to a Ravens TD
- ✦ Collected a career-high four catches for 38 yards in the 33-16 win at Houston (9/20); also made key blocks in the run game, helping the rushing attack produce 230 yards

2019 (RAVENS)

- ✦ Played in 16 games (11 starts)
- ✦ Finished with 13 catches for 198 yards and three TDs, helping the Ravens produce the NFL's No. 1 scoring offense (33.2 ppg)
- ✦ Helped the Ravens set new single-season franchise records for total TDs (64), points (531), rushing yards (3,296) and total net yards (6,521)
- ✦ Caught a five-yard TD pass from QB Lamar Jackson, marking his third TD of the season, in the 42-21 win vs. N.Y. Jets (12/12)
- ✦ Caught two passes and led the Ravens in receiving yards (54) as part of the team's 480 yards of offense in the 45-6 win at L.A. Rams (11/25)
- ✦ Hauled in two receptions, including a 50-yarder that set up a K Justin Tucker FG, for a career-high 55 yards in the 30-16 win at Seattle (10/20)
- ✦ Posted a career-high three receptions for 32 yards, including a nine-yard TD, vs. Cleveland (9/29)
- ✦ In his NFL debut, posted a five-yard TD on his first-career-reception in the 59-10 win at Miami (9/8); Ravens set single-game franchise records in yards (643) and points (59)

TRANSACTIONS

- ✦ Signed a one-year contract with Pittsburgh on Apr. 24, 2023
- ✦ Claimed off waivers by Pittsburgh on Apr. 19, 2022
- ✦ Waived by Baltimore on Apr. 18, 2022
- ✦ Signed a four-year contract with the Ravens on July 17, 2019
- ✦ Drafted by Baltimore in the third round (93rd overall) of the 2019 NFL Draft

COLLEGE

- ✦ Played in 37 games in three years at Notre Dame (2015-18)
- ✦ Registered 77 receptions for 1,206 yards (15.7 avg.) and 11 TDs
- ✦ Named Notre Dame Offensive Player of the Year after leading the team with 872 receiving yards and eight TDs on 59 catches as a senior in 2018
- ✦ Recorded at least one TD catch in six-straight games in 2018, the longest streak by an Irish WR since Will Fuller in 2014
- ✦ Named the 2018 Citrus Bowl MVP after snagging a game-winning 55-yard TD catch with one hand to help Notre Dame secure a 21-17, come-from-behind victory vs. LSU; secured first victory in a New Year's Day bowl since the 1994 Cotton Bowl against Texas A&M

PERSONAL

- ✦ Prepped at Providence Catholic (New Lenox, IL), where he caught 65 passes for 1,035 yards (15.9 avg.) and 19 TDs as a senior, en route to the Illinois Class 7A state title
- ✦ Caught 51 passes as junior in 2013 for 730 yards and 13 TDs
- ✦ Named Illinois Player of the Year by Champaign News-Gazette and awarded first-team honors on Chicago Tribune and Champaign News-Gazette All-State teams and Chicago Sun-Times All-Area team (2014)
- ✦ Also played basketball, leading the Celtics to a Catholic League Championship and a regional title as a senior
- ✦ Graduated from the Mendoza College of Business with a degree in marketing
- ✦ Wore No. 81 in college in honor of Calvin Johnson, one of his favorite receivers, and his brother and teammate, George, who gave him the number in high school after an injury halted his football career

COMMUNITY SERVICE

- ✦ Participated in Crucial Catch PSA to encourage fans to get early detection cancer screenings (2020)
- ✦ Joined teammates to converse and play games (virtually) during the Ravens' A Purple Evening, the team's annual event dedicated to female fans (2020)
- ✦ Hosted virtual meet & greets with fans to raise money for the United Way's COVID-19 Relief Fund (2020)
- ✦ Attended the Ravens' annual Holiday Helpers event at Target to shop for gifts with Baltimore youth in need (2019)
- ✦ Supported teammates Willie Snead IV and former teammate Seth Roberts at their Turkey Giveaway at Zion Baptist Church for Baltimore City residents during Thanksgiving (2019)
- ✦ Supported children of service members at Fort Meade by participating in the Ravens' Salute to Service Military Kids Clinic (2019)
- ✦ Alongside teammates, participated in the St. John Baptist 5K Run, Walk and Roll/Walk for Bobbi Engram Foundation, hosted by tight ends coach Bobby Engram (2019)
- ✦ Signed autographs and played games at the Ravens' A Purple Evening, the team's annual event dedicated to female fans (2019)
- ✦ Participated as a celebrity bowler in Anthony Levine Sr.'s Celebrity Bowling Night to benefit his 4every1 Foundation (2019)
- ✦ Participated in the organization-wide day of service, Caw to Action – a celebration of the NFL's Huddle for 100 initiative (2019)
- ✦ Participated in Anthony Levine Sr.'s 10th Annual Home Run Derby & Softball Game with Ravens teammates (2019)
- ✦ Participated in the Ravens' Signature Project with M&T Bank to renovate the facility and visit with children at the Webster Kendrick Boys & Girls Club in Baltimore (2019)

REGULAR SEASON COMPARISON: RECEIVING - BUFFALO BILLS

| DATE | OPP | W/L | GP/GS | REC | YDS. | AVG. | TD | LG | TGTS | YAC |
|---------------|-----------|-----|-------|-----|------|------|----|----|------|-----|
| 12/8/19 | BLT @ BUF | W | S | 0 | 0 | 0 | 0 | 0 | 0 | 0 |
| 10/9/22 | PIT @ BUF | L | P | 1 | 11 | 11.0 | 0 | 11 | 1 | 0 |
| TOTALS | | 1/1 | 2/1 | 1 | 11 | 11.0 | 0 | 11 | 1 | 0 |

POSTSEASON COMPARISON: RECEIVING - BUFFALO BILLS

| DATE | OPP | W/L | GP/GS | REC | YDS. | AVG. | TD | LG | TGTS | YAC |
|---------------|-----------|-----|-------|-----|------|------|----|----|------|-----|
| 1/16/21 | BLT @ BUF | L | S | 3 | 20 | 6.7 | 0 | 11 | 4 | 5 |
| TOTALS | | 0/1 | 1/1 | 3 | 20 | 6.7 | 0 | 11 | 4 | 5 |

MILES BOYKIN'S NFL REGULAR SEASON RUSHING/RECEIVING STATISTICS

| DATE | TEAM | GP | GS | RECEIVING | | | | | RUSHING | | | | |
|-------------------|----------|----|----|-----------|------|------|-----|----|---------|------|------|----|----|
| | | | | NO. | YDS. | AVG. | LG | TD | NO. | YDS. | AVG. | LG | TD |
| 2019 | Ravens | 16 | 11 | 13 | 198 | 15.2 | 50 | 3 | 0 | 0 | 0.0 | 0 | 0 |
| 2020 | Ravens | 16 | 13 | 19 | 266 | 14.0 | 43t | 4 | 0 | 0 | 0.0 | 0 | 0 |
| 2021 | Ravens | 8 | 0 | 1 | 6 | 6.0 | 6 | 0 | 0 | 0 | 0.0 | 0 | 0 |
| 2022 | Steelers | 16 | 1 | 2 | 11 | 5.5 | 11 | 0 | 0 | 0 | 0.0 | 0 | 0 |
| 2023 | Steelers | 17 | 0 | 3 | 17 | 5.7 | 6 | 0 | 0 | 0 | 0.0 | 0 | 0 |
| NFL TOTALS | | 73 | 25 | 38 | 498 | 13.1 | 50 | 7 | 0 | 0 | 0.0 | 0 | 0 |

MILES BOYKIN'S NFL POSTSEASON RUSHING/RECEIVING STATISTICS

| DATE | TEAM | GP | GS | RECEIVING | | | | | RUSHING | | | | |
|-------------------|--------|----|----|-----------|------|------|----|----|---------|------|------|----|----|
| | | | | NO. | YDS. | AVG. | LG | TD | NO. | YDS. | AVG. | LG | TD |
| 2019 | Ravens | 1 | 0 | 3 | 26 | 8.7 | 13 | 0 | 0 | 0 | 0.0 | 0 | 0 |
| 2020 | Ravens | 2 | 2 | 3 | 20 | 6.7 | 11 | 0 | 0 | 0 | 0.0 | 0 | 0 |
| NFL TOTALS | | 3 | 2 | 6 | 46 | 7.7 | 13 | 0 | 0 | 0 | 0.0 | 0 | 0 |

MILES BOYKIN'S NFL REGULAR SEASON RETURN STATISTICS

| DATE | TEAM | KICKOFF RETURNS | | | | | PUNT RETURNS | | | | | |
|-------------------|----------|-----------------|------|------|----|----|--------------|----|------|------|----|----|
| | | RET. | YDS. | AVG. | LG | TD | NO. | FC | YDS. | AVG. | LG | TD |
| 2019 | Ravens | 0 | 0 | 0.0 | 0 | 0 | 0 | 0 | 0 | 0.0 | 0 | 0 |
| 2020 | Ravens | 0 | 0 | 0.0 | 0 | 0 | 0 | 0 | 0 | 0.0 | 0 | 0 |
| 2021 | Ravens | 0 | 0 | 0.0 | 0 | 0 | 0 | 0 | 0 | 0.0 | 0 | 0 |
| 2022 | Steelers | 0 | 0 | 0.0 | 0 | 0 | 0 | 0 | 0 | 0.0 | 0 | 0 |
| 2023 | Steelers | 0 | 0 | 0.0 | 0 | 0 | 0 | 0 | 0 | 0.0 | 0 | 0 |
| NFL TOTALS | | 0 | 0 | 0.0 | 0 | 0 | 0 | 0 | 0 | 0.0 | 0 | 0 |

MILES BOYKIN'S NFL POSTSEASON RETURN STATISTICS

| DATE | TEAM | KICKOFF RETURNS | | | | | PUNT RETURNS | | | | | |
|-------------------|--------|-----------------|----------|------------|----------|----------|--------------|----------|----------|------------|----------|----------|
| | | RET. | YDS. | AVG. | LG | TD | NO. | FC | YDS. | AVG. | LG | TD |
| 2019 | Ravens | 0 | 0 | 0.0 | 0 | 0 | 0 | 0 | 0 | 0.0 | 0 | 0 |
| 2020 | Ravens | 0 | 0 | 0.0 | 0 | 0 | 0 | 0 | 0 | 0.0 | 0 | 0 |
| NFL TOTALS | | 0 | 0 | 0.0 | 0 | 0 | 0 | 0 | 0 | 0.0 | 0 | 0 |

SINGLE-GAME HIGHS: RECEIVING

| | | | |
|--------------------|--|-----------------------|--|
| Receptions | 4 at Houston Texans, Sep 20, 2020 3 vs. Cleveland Browns, Sep 13, 2020 ...1 more at 3. | All-Purpose Yards | 55 at Seattle Seahawks, Oct 20, 2019 54 at Los Angeles Rams, Nov 25, 2019 |
| Receiving Yards | 55 at Seattle Seahawks, Oct 20, 2019 54 at Los Angeles Rams, Nov 25, 2019 | Special Teams Tackles | 2 vs. New England Patriots, Sep 18, 2022 2 at Cincinnati Bengals, Sep 11, 2022 |
| Receiving Average | 12.3 vs. Cleveland Browns, Sep 13, 2020 10.7 vs. Cleveland Browns, Sep 29, 2019 | Most TDs | 1 at Cincinnati Bengals, Jan 03, 2021 1 vs. Jacksonville Jaguars, Dec 20, 2020 ...5 more at 1. |
| Longest Receptions | 50 at Seattle Seahawks, Oct 20, 2019 43t at Cincinnati Bengals, Jan 03, 2021 | Miscellaneous Tackles | 1 at Washington Football Team, Oct 04, 2020 |
| Receiving TDs | 1 at Cincinnati Bengals, Jan 03, 2021 1 vs. Jacksonville Jaguars, Dec 20, 2020 ...5 more at 1. | | |

SINGLE-GAME HIGHS - POSTSEASON: RECEIVING

| | | | |
|-------------------|--|-----------------------|---|
| Receptions | 3 at Buffalo Bills, Jan 16, 2021 3 vs. Tennessee Titans, Jan 11, 2020 | Longest Receptions | 13 vs. Tennessee Titans, Jan 11, 2020 11 at Buffalo Bills, Jan 16, 2021 |
| Receiving Yards | 26 vs. Tennessee Titans, Jan 11, 2020 20 at Buffalo Bills, Jan 16, 2021 | | 9 vs. Tennessee Titans, Jan 11, 2020 5 at Buffalo Bills, Jan 16, 2021 |
| Receiving Average | 8.7 vs. Tennessee Titans, Jan 11, 2020 6.7 at Buffalo Bills, Jan 16, 2021 | All-Purpose Yards | 26 vs. Tennessee Titans, Jan 11, 2020 20 at Buffalo Bills, Jan 16, 2021 |
| | | Miscellaneous Tackles | 1 at Tennessee Titans, Jan 10, 2021 1 vs. Tennessee Titans, Jan 11, 2020 |

2023 GAME-BY-GAME REGULAR-SEASON STATISTICS (STEELERS)

| DATE | OPPONENT | P/S | RECEIVING | | | | | RUSHING | | | | | W/L | SCORE |
|--------------------|-------------|-------------|-----------|-----------|------------|----------|----------|----------|----------|------------|----------|----------|-------------|-------|
| | | | NO. | YDS. | AVG. | LG | TD | NO. | YDS. | AVG. | LG | TD | | |
| 09/10 | 49ers | P | 0 | 0 | 0.0 | 0 | 0 | 0 | 0 | 0.0 | 0 | 0 | L | 7-30 |
| 09/18 | Browns | P | 1 | 5 | 5.0 | 5 | 0 | 0 | 0 | 0.0 | 0 | 0 | W | 26-22 |
| 09/24 | at Raiders | P | 0 | 0 | 0.0 | 0 | 0 | 0 | 0 | 0.0 | 0 | 0 | W | 23-18 |
| 10/01 | at Texans | P | 0 | 0 | 0.0 | 0 | 0 | 0 | 0 | 0.0 | 0 | 0 | L | 6-30 |
| 10/08 | Ravens | P | 0 | 0 | 0.0 | 0 | 0 | 0 | 0 | 0.0 | 0 | 0 | W | 17-10 |
| 10/22 | at Rams | P | 0 | 0 | 0.0 | 0 | 0 | 0 | 0 | 0.0 | 0 | 0 | W | 24-17 |
| 10/29 | Jaguars | P | 0 | 0 | 0.0 | 0 | 0 | 0 | 0 | 0.0 | 0 | 0 | L | 10-20 |
| 11/02 | Titans | P | 1 | 6 | 6.0 | 6 | 0 | 0 | 0 | 0.0 | 0 | 0 | W | 20-16 |
| 11/12 | Packers | P | 0 | 0 | 0.0 | 0 | 0 | 0 | 0 | 0.0 | 0 | 0 | W | 23-19 |
| 11/19 | at Browns | P | 0 | 0 | 0.0 | 0 | 0 | 0 | 0 | 0.0 | 0 | 0 | L | 10-13 |
| 11/26 | at Bengals | P | 0 | 0 | 0.0 | 0 | 0 | 0 | 0 | 0.0 | 0 | 0 | W | 16-10 |
| 12/03 | Cardinals | P | 0 | 0 | 0.0 | 0 | 0 | 0 | 0 | 0.0 | 0 | 0 | L | 10-24 |
| 12/07 | Patriots | P | 0 | 0 | 0.0 | 0 | 0 | 0 | 0 | 0.0 | 0 | 0 | L | 18-21 |
| 12/16 | at Colts | P | 0 | 0 | 0.0 | 0 | 0 | 0 | 0 | 0.0 | 0 | 0 | L | 13-30 |
| 12/23 | Bengals | P | 1 | 6 | 6.0 | 6 | 0 | 0 | 0 | 0.0 | 0 | 0 | W | 34-11 |
| 12/31 | at Seahawks | P | 0 | 0 | 0.0 | 0 | 0 | 0 | 0 | 0.0 | 0 | 0 | W | 30-23 |
| 01/06 | at Ravens | P | 0 | 0 | 0.0 | 0 | 0 | 0 | 0 | 0.0 | 0 | 0 | W | 17-10 |
| 2023 TOTALS | | 17-0 | 3 | 17 | 5.7 | 6 | 0 | 0 | 0 | 0.0 | 0 | 0 | 10-7 | |

2022 GAME-BY-GAME REGULAR-SEASON STATISTICS (STEELERS)

| DATE | OPPONENT | P/S | RECEIVING | | | | | RUSHING | | | | | W/L | SCORE |
|-------------|-------------|------|-----------|------|------|----|----|---------|------|------|----|----|-----|--------|
| | | | NO. | YDS. | AVG. | LG | TD | NO. | YDS. | AVG. | LG | TD | | |
| 09/11 | at Bengals | P | 0 | 0 | 0.0 | 0 | 0 | 0 | 0 | 0.0 | 0 | 0 | W | 23-20+ |
| 09/18 | Patriots | P | 0 | 0 | 0.0 | 0 | 0 | 0 | 0 | 0.0 | 0 | 0 | L | 14-17 |
| 09/22 | at Browns | P | 0 | 0 | 0.0 | 0 | 0 | 0 | 0 | 0.0 | 0 | 0 | L | 17-29 |
| 10/02 | Jets | P | 0 | 0 | 0.0 | 0 | 0 | 0 | 0 | 0.0 | 0 | 0 | L | 20-24 |
| 10/09 | at Bills | P | 1 | 11 | 11.0 | 11 | 0 | 0 | 0 | 0.0 | 0 | 0 | L | 3-38 |
| 10/16 | Buccaneers | P | 0 | 0 | 0.0 | 0 | 0 | 0 | 0 | 0.0 | 0 | 0 | W | 20-18 |
| 10/23 | at Dolphins | P | 0 | 0 | 0.0 | 0 | 0 | 0 | 0 | 0.0 | 0 | 0 | L | 10-16 |
| 10/30 | at Eagles | P | 0 | 0 | 0.0 | 0 | 0 | 0 | 0 | 0.0 | 0 | 0 | L | 13-35 |
| 11/13 | Saints | P | 0 | 0 | 0.0 | 0 | 0 | 0 | 0 | 0.0 | 0 | 0 | W | 20-10 |
| 11/20 | Bengals | P | 0 | 0 | 0.0 | 0 | 0 | 0 | 0 | 0.0 | 0 | 0 | L | 30-37 |
| 11/28 | at Colts | | | | | | | | | | | | W | 24-17 |
| 12/04 | at Falcons | P | 0 | 0 | 0.0 | 0 | 0 | 0 | 0 | 0.0 | 0 | 0 | W | 19-16 |
| 12/11 | Ravens | P | 0 | 0 | 0.0 | 0 | 0 | 0 | 0 | 0.0 | 0 | 0 | L | 14-16 |
| 12/18 | at Panthers | P | 1 | 0 | 0.0 | 0 | 0 | 0 | 0 | 0.0 | 0 | 0 | W | 24-16 |
| 12/24 | Raiders | S | 0 | 0 | 0.0 | 0 | 0 | 0 | 0 | 0.0 | 0 | 0 | W | 13-10 |
| 01/01 | at Ravens | P | 0 | 0 | 0.0 | 0 | 0 | 0 | 0 | 0.0 | 0 | 0 | W | 16-13 |
| 01/08 | Browns | P | 0 | 0 | 0.0 | 0 | 0 | 0 | 0 | 0.0 | 0 | 0 | W | 28-14 |
| 2022 TOTALS | | 16-1 | 2 | 11 | 5.5 | 11 | 0 | 0 | 0 | 0.0 | 0 | 0 | 9-8 | |

+ - Overtime

2021 GAME-BY-GAME REGULAR-SEASON STATISTICS (RAVENS)

| DATE | OPPONENT | P/S | RECEIVING | | | | | RUSHING | | | | | W/L | SCORE |
|-------------|-------------|-----|-----------|------|------|----|----|---------|------|------|----|----|-----|--------|
| | | | NO. | YDS. | AVG. | LG | TD | NO. | YDS. | AVG. | LG | TD | | |
| 09/13 | at Raiders | | | | | | | | | | | | L | 27-33+ |
| 09/19 | Chiefs | | | | | | | | | | | | W | 36-35 |
| 09/26 | at Lions | | | | | | | | | | | | W | 19-17 |
| 10/03 | at Broncos | | | | | | | | | | | | W | 23-7 |
| 10/11 | Colts | P | 0 | 0 | 0.0 | 0 | 0 | 0 | 0 | 0.0 | 0 | 0 | W | 31-25+ |
| 10/17 | Chargers | P | 1 | 6 | 6.0 | 6 | 0 | 0 | 0 | 0.0 | 0 | 0 | W | 34-6 |
| 10/24 | Bengals | P | 0 | 0 | 0.0 | 0 | 0 | 0 | 0 | 0.0 | 0 | 0 | L | 17-41 |
| 11/07 | Vikings | P | 0 | 0 | 0.0 | 0 | 0 | 0 | 0 | 0.0 | 0 | 0 | W | 34-31+ |
| 11/11 | at Dolphins | P | 0 | 0 | 0.0 | 0 | 0 | 0 | 0 | 0.0 | 0 | 0 | L | 10-22 |
| 11/21 | at Bears | | | | | | | | | | | | W | 16-13 |
| 11/28 | Browns | | | | | | | | | | | | W | 16-10 |
| 12/05 | at Steelers | | | | | | | | | | | | L | 19-20 |
| 12/12 | at Browns | | | | | | | | | | | | L | 22-24 |
| 12/19 | Packers | P | 0 | 0 | 0.0 | 0 | 0 | 0 | 0 | 0.0 | 0 | 0 | L | 30-31 |
| 12/26 | at Bengals | P | 0 | 0 | 0.0 | 0 | 0 | 0 | 0 | 0.0 | 0 | 0 | L | 21-41 |
| 01/02 | Rams | | | | | | | | | | | | L | 19-20 |
| 01/09 | Steelers | P | 0 | 0 | 0.0 | 0 | 0 | 0 | 0 | 0.0 | 0 | 0 | L | 13-16+ |
| 2021 TOTALS | | 8-0 | 1 | 6 | 6.0 | 6 | 0 | 0 | 0 | 0.0 | 0 | 0 | 8-9 | |

+ - Overtime

2020 GAME-BY-GAME REGULAR-SEASON STATISTICS (RAVENS)

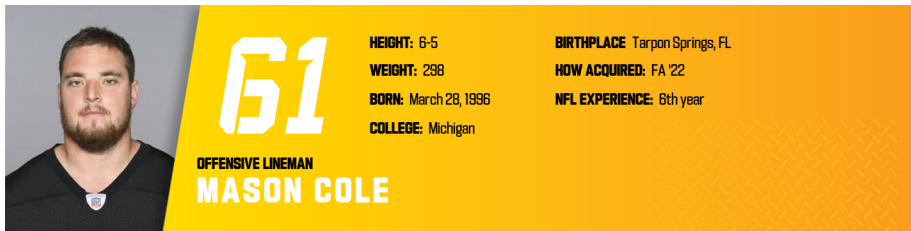
| DATE | OPPONENT | P/S | RECEIVING | | | | | RUSHING | | | | | W/L | SCORE |
|-------------|------------------|-------|-----------|------|------|-----|----|---------|------|------|----|----|------|--------|
| | | | NO. | YDS. | AVG. | LG | TD | NO. | YDS. | AVG. | LG | TD | | |
| 09/13 | Browns | S | 3 | 37 | 12.3 | 25 | 0 | 0 | 0 | 0.0 | 0 | 0 | W | 38-6 |
| 09/20 | at Texans | S | 4 | 38 | 9.5 | 14 | 0 | 0 | 0 | 0.0 | 0 | 0 | W | 33-16 |
| 09/28 | Chiefs | P | 1 | 8 | 8.0 | 8 | 0 | 0 | 0 | 0.0 | 0 | 0 | L | 20-34 |
| 10/04 | at Football Team | S | 2 | 28 | 14.0 | 15 | 0 | 0 | 0 | 0.0 | 0 | 0 | W | 31-17 |
| 10/11 | Bengals | P | 0 | 0 | 0.0 | 0 | 0 | 0 | 0 | 0.0 | 0 | 0 | W | 27-3 |
| 10/18 | at Eagles | S | 1 | 11 | 11.0 | 11 | 0 | 0 | 0 | 0.0 | 0 | 0 | W | 30-28 |
| 11/01 | Steelers | S | 2 | 20 | 10.0 | 14 | 1 | 0 | 0 | 0.0 | 0 | 0 | L | 24-28 |
| 11/08 | at Colts | S | 1 | 11 | 11.0 | 11 | 0 | 0 | 0 | 0.0 | 0 | 0 | W | 24-10 |
| 11/15 | at Patriots | S | 0 | 0 | 0.0 | 0 | 0 | 0 | 0 | 0.0 | 0 | 0 | L | 17-23 |
| 11/22 | Titans | P | 0 | 0 | 0.0 | 0 | 0 | 0 | 0 | 0.0 | 0 | 0 | L | 24-30+ |
| 12/02 | at Steelers | S | 0 | 0 | 0.0 | 0 | 0 | 0 | 0 | 0.0 | 0 | 0 | L | 14-19 |
| 12/08 | Cowboys | S | 1 | 38 | 38.0 | 38t | 1 | 0 | 0 | 0.0 | 0 | 0 | W | 34-17 |
| 12/14 | at Browns | S | 1 | 15 | 15.0 | 15 | 0 | 0 | 0 | 0.0 | 0 | 0 | W | 47-42 |
| 12/20 | Jaguars | S | 1 | 4 | 4.0 | 4t | 1 | 0 | 0 | 0.0 | 0 | 0 | W | 40-14 |
| 12/27 | Giants | S | 1 | 13 | 13.0 | 13 | 0 | 0 | 0 | 0.0 | 0 | 0 | W | 27-13 |
| 01/03 | at Bengals | S | 1 | 43 | 43.0 | 43t | 1 | 0 | 0 | 0.0 | 0 | 0 | W | 38-3 |
| 2020 TOTALS | | 16-13 | 19 | 266 | 14.0 | 43T | 4 | 0 | 0 | 0.0 | 0 | 0 | 11-5 | |

+ - Overtime

2019 GAME-BY-GAME REGULAR-SEASON STATISTICS (RAVENS)

| DATE | OPPONENT | P/S | RECEIVING | | | | | RUSHING | | | | | W/L | SCORE |
|--------------------|-------------|--------------|-----------|------------|-------------|-----------|----------|----------|----------|------------|----------|----------|-------------|--------|
| | | | NO. | YDS. | AVG. | LG | TD | NO. | YDS. | AVG. | LG | TD | | |
| 09/08 | at Dolphins | S | 1 | 5 | 5.0 | 5t | 1 | 0 | 0 | 0.0 | 0 | 0 | W | 59-10 |
| 09/15 | Cardinals | S | 1 | 11 | 11.0 | 11 | 0 | 0 | 0 | 0.0 | 0 | 0 | W | 23-17 |
| 09/22 | at Chiefs | S | 0 | 0 | 0.0 | 0 | 0 | 0 | 0 | 0.0 | 0 | 0 | L | 28-33 |
| 09/29 | Browns | S | 3 | 32 | 10.7 | 18 | 1 | 0 | 0 | 0.0 | 0 | 0 | L | 25-40 |
| 10/06 | at Steelers | S | 0 | 0 | 0.0 | 0 | 0 | 0 | 0 | 0.0 | 0 | 0 | W | 26-23+ |
| 10/13 | Bengals | S | 2 | 28 | 14.0 | 18 | 0 | 0 | 0 | 0.0 | 0 | 0 | W | 23-17 |
| 10/20 | at Seahawks | P | 2 | 55 | 27.5 | 50 | 0 | 0 | 0 | 0.0 | 0 | 0 | W | 30-16 |
| 11/03 | Patriots | S | 0 | 0 | 0.0 | 0 | 0 | 0 | 0 | 0.0 | 0 | 0 | W | 37-20 |
| 11/10 | at Bengals | P | 0 | 0 | 0.0 | 0 | 0 | 0 | 0 | 0.0 | 0 | 0 | W | 49-13 |
| 11/17 | Texans | S | 0 | 0 | 0.0 | 0 | 0 | 0 | 0 | 0.0 | 0 | 0 | W | 41-7 |
| 11/25 | at Rams | S | 2 | 54 | 27.0 | 39 | 0 | 0 | 0 | 0.0 | 0 | 0 | W | 45-6 |
| 12/01 | 49ers | P | 0 | 0 | 0.0 | 0 | 0 | 0 | 0 | 0.0 | 0 | 0 | W | 20-17 |
| 12/08 | at Bills | S | 0 | 0 | 0.0 | 0 | 0 | 0 | 0 | 0.0 | 0 | 0 | W | 24-17 |
| 12/12 | Jets | P | 1 | 5 | 5.0 | 5t | 1 | 0 | 0 | 0.0 | 0 | 0 | W | 42-21 |
| 12/22 | at Browns | P | 1 | 8 | 8.0 | 8 | 0 | 0 | 0 | 0.0 | 0 | 0 | W | 31-15 |
| 12/29 | Steelers | S | 0 | 0 | 0.0 | 0 | 0 | 0 | 0 | 0.0 | 0 | 0 | W | 28-10 |
| 2019 TOTALS | | 16-11 | 13 | 198 | 15.2 | 50 | 3 | 0 | 0 | 0.0 | 0 | 0 | 14-2 | |

+ - Overtime



61

OFFENSIVE LINEMAN
MASON COLE

HEIGHT: 6-5
WEIGHT: 298
BORN: March 28, 1996
COLLEGE: Michigan

BIRTHPLACE: Tarpon Springs, FL
HOW ACQUIRED: FA '22
NFL EXPERIENCE: 6th year

PRO CAREER

- ✦ Has played in 77 games (56 starts) over his five-year NFL career (Arizona, 2018-20; Minnesota, 2021; Pittsburgh, 2022)
- ✦ Started 32 of 46 career games with Cardinals
- ✦ Played in 30 games (16 starts) over the 2019-20 seasons, including two starts at left guard in 2019 and 14 starts at center in 2020
- ✦ One of just six rookie offensive linemen to start all 16 games in 2018, joining Will Hernandez (N.Y. Giants), Mike McGlinchey (San Francisco), Koltan Miller (Oakland), Quenton Nelson (Indianapolis) and Frank Ragnow (Detroit)
- ✦ Became just the fourth rookie in Cardinals history to start all 16 games along the offensive line, joining Bobbie Massie (2012), Alex Stepanovich (2004) and Leonard Davis (2001)
- ✦ Made NFL debut in Week 1 of 2018 (vs. Washington)
- ✦ Made NFL starting debut in Week 1 of 2018 (vs. Washington)

2022 (STEELERS)

- ✦ Started all 17 regular-season games at center
- ✦ Recipient of the Pro Football Writers' "The Chief Award," which was established in honor of the Steelers' founder, Arthur J. Rooney, Sr., and is presented annually to the Steeler that best exemplifies the spirit of cooperation with the media
- ✦ Blocked for RB Najee Harris to run for 1,000-plus yards on the season, including a season-high 111 yards in Week 17 at Baltimore
- ✦ Saw significant improvement after the Bye Week, blocking for an average of 147 rushing yards per game and allowing the team to be held under 100 yards on the ground just once in Weeks 10 through 18
- ✦ Part of an offensive line that did not allow a sack in two games and just one sack in four games
- ✦ Was not assessed a penalty all season, having the only one called against him in Week 13 at Atlanta declined
- ✦ Played in all but 46 of 1,160 offensive snaps

2021 (VIKINGS)

- ✦ Played in 14 regular-season games (seven starts), including starts at center (four) and right guard (three)
- ✦ Started at right guard at Detroit (Week 13), vs. Pittsburgh (Week 14) and at Chicago (Week 15)
- ✦ Started at center at Baltimore (Week 9), at L.A. Chargers (Week 10), vs. Green Bay (Week 11) and at San Francisco (Week 12)
- ✦ Blocked for Pro Bowl RB Dalvin Cook
- ✦ Cook was selected to his third consecutive Pro Bowl and led the NFC in rushing yards with 1,159
- ✦ Cook set the franchise record for rushing yards in the first half with 153, breaking Adrian Peterson's record of 143 set at Seattle on Nov. 4, 2012, in Week 14 vs. Pittsburgh
- ✦ Cook ultimately ran for 205 yards against the Steelers (only 200-yard rusher in the NFL in 2021)

2020 (CARDINALS)

- ✦ Played in 14 regular-season games (all starts) at center for the NFL's sixth-ranked offense and seventh-ranked rushing attack, helping Arizona gain the third-most total net yards (6,153) and score the fifth-most points (410) in franchise history
- ✦ Part of an offensive line that protected Tyler Murray, who completed 27-of-37 passes for 380 yards, and led three different Cardinals into the end zone on the ground (Kenyan Drake, Chase Edmonds and Murray) at N.Y. Jets on Oct. 11
- ✦ Played every offensive snap for a unit that scored a season-high 38 points and gained 438 total yards, including a season-high 261 on the ground on Monday Night Football at Dallas (10/19)
- ✦ Protected for Murray who completed 27 passes for a career-high 406 yards and three TDs while taking just one sack on 36 dropbacks vs. Philadelphia on Dec. 20 (also helped the Cardinals gain a season-high 526 total net yards)

2019 (CARDINALS)

- ✦ Played in all 16 regular-season games (two starts at left guard) for the NFL's 10th-ranked rushing offense (1,990 yards) that averaged a single-season franchise-record 5.03 yards per carry (second in the NFL)
- ✦ Started for a unit that gained 153 rushing yards (the second most allowed by the 49ers) on 23 carries (6.7-yard avg.) vs. San Francisco on Oct. 31
- ✦ Started and protected QB Tyler Murray, who threw for 324 yards and three TDs on 27-of-44 passing at Tampa Bay on Nov. 10
- ✦ Part of an offense that gained 412 total net yards and 253 rushing yards at Seattle on Dec. 22, marking the first time since 1982 the Cardinals rushed for 200+ yards in consecutive games

2018 (CARDINALS)

- ✦ Started all 16 regular-season games at center, becoming the fourth rookie in franchise history, and the first since Bobby Massie in 2012, to start every game on the offensive line
- ✦ Only the fourth rookie lineman to start every game for the Cardinals in team history
- ✦ Mainstay of an offensive line that featured 10 different starting combinations
- ✦ Only Cardinal to play every offensive snap throughout the season and joined Corey Cunningham and Colby Gossett as the first rookie trio since 1978 to start at left tackle, left guard and center (excluding the 1987 strike season)

TRANSACTIONS

- ✦ Signed a three-year contract with Pittsburgh on March 14, 2022
- ✦ Traded to Minnesota from Arizona for a 2021 sixth-round pick (#223 Tay Gowan)
- ✦ Signed a four-year contract with the Cardinals on May 31, 2018
- ✦ Drafted by Arizona in the third round (97th overall) of the 2018 NFL Draft

COLLEGE

- ✦ In four seasons at Michigan (2014-17), started all 51 games setting a school record for an offensive lineman and tying the overall record for a Wolverine player
- ✦ Started 25 consecutive games at left tackle for the Wolverines before switching to center in 2016
- ✦ Started all 13 games at center in 2016 before switching back to left tackle for his senior season
- ✦ Earned All-Big Ten honors at both left tackle and center – and was also on the Outland Trophy watch list at both positions
- ✦ As a senior in 2017, started all 13 games at left tackle, running his streak of consecutive starts to 51 in a row
- ✦ All-Big Ten honoree (second team, coaches and media) and All-Big Ten selection by the Associated Press (second team offense)
- ✦ Tied Jon Jansen for most consecutive starts for a Michigan offensive lineman against Ohio State as a senior (50 consecutive) and broke that record the following game in the Outback Bowl against South Carolina (1/1/18)
- ✦ As a junior in 2016, switched to center and started all 13 games after starting at left tackle in each of his first two seasons with the Wolverines
- ✦ Named All-Big Ten second team by the conference coaches and media
- ✦ Started all 13 games at left tackle as a sophomore in 2015, earning his second letter
- ✦ Helped the offense rank in the top 25 in five offensive categories, including seventh in red zone scoring efficiency (92.9 percent scoring rate)
- ✦ As a true freshman in 2014, started all 12 games at left tackle
- ✦ Made his collegiate debut against Appalachian State and started at left tackle, becoming the first true freshman in Michigan history to start a season opener on the offensive line

PERSONAL


- ✦ Started 53 consecutive games in four years at East Lake (Tarpon Springs, FL) High School
- ✦ Played in the 2014 U.S. Army All-American Bowl
- ✦ Named to the USA TODAY Sports Preseason High School All-American Team as a senior in 2013
- ✦ One of the nation's top lineman recruits, received 22 scholarship offers which included Alabama, Clemson, Florida, Ohio State and USC
- ✦ Named first-team all-state and all-area as a junior in 2012
- ✦ Graduated with a degree from the College of Literature, Science and the Arts at Michigan
- ✦ Married his wife, Madison, in Florida during the 2020 offseason

MASON COLE'S NFL REGULAR SEASON STATISTICS

| DATE | TEAM | GP | GS |
|-------------------|-----------|-----------|-----------|
| 2018 | Cardinals | 16 | 16 |
| 2019 | Cardinals | 16 | 2 |
| 2020 | Cardinals | 14 | 14 |
| 2021 | Vikings | 14 | 7 |
| 2022 | Steelers | 17 | 17 |
| 2023 | Steelers | 17 | 17 |
| NFL TOTALS | | 94 | 73 |

2023 GAME-BY-GAME REGULAR-SEASON STATISTICS (STEELERS)

| DATE | OPPONENT | P/S | W/L | SCORE |
|--------------------|-------------|--------------|-------------|-------|
| 09/10 | 49ers | S | L | 7-30 |
| 09/18 | Browns | S | W | 26-22 |
| 09/24 | at Raiders | S | W | 23-18 |
| 10/01 | at Texans | S | L | 6-30 |
| 10/08 | Ravens | S | W | 17-10 |
| 10/22 | at Rams | S | W | 24-17 |
| 10/29 | Jaguars | S | L | 10-20 |
| 11/02 | Titans | S | W | 20-16 |
| 11/12 | Packers | S | W | 23-19 |
| 11/19 | at Browns | S | L | 10-13 |
| 11/26 | at Bengals | S | W | 16-10 |
| 12/03 | Cardinals | S | L | 10-24 |
| 12/07 | Patriots | S | L | 18-21 |
| 12/16 | at Colts | S | L | 13-30 |
| 12/23 | Bengals | S | W | 34-11 |
| 12/31 | at Seahawks | S | W | 30-23 |
| 01/06 | at Ravens | S | W | 17-10 |
| 2023 TOTALS | | 17-17 | 10-7 | |



60

OFFENSIVE TACKLE

DYLAN COOK

HEIGHT: 6-5

WEIGHT: 280

BORN: January 11, 1998

COLLEGE: Montana

BIRTHPLACE: Butte, MT

HOW ACQUIRED: FA '23

NFL EXPERIENCE: 1st year

PRO CAREER

- ✦ Has yet to make NFL debut

TRANSACTIONS

- ✦ Signed a one-year contract with Pittsburgh on May 18, 2023
- ✦ Released by Tampa Bay on May 15, 2023
- ✦ Signed a Reserve/Future contract with the Buccaneers on Jan. 17, 2023
- ✦ Signed to the Tampa Bay practice squad on Dec. 27, 2022
- ✦ Signed to the Buccaneers practice squad on Aug. 31, 2022
- ✦ Released by Tampa Bay on Aug. 30, 2022
- ✦ Signed as an undrafted free agent with the Buccaneers on May 13, 2022

COLLEGE

- ✦ Appeared in 27 games for Montana (2018-21), making 23 starts, after successfully transitioning from quarterback to offensive lineman
- ✦ Earned fourth-team All-Big Sky honors from Phil Steele, starting all 11 games in which he played during his redshirt senior season in 2021
- ✦ In 2020, the Big Sky Conference suspended the fall football season due to the COVID-19 pandemic
- ✦ Played in both of Montana's games played during the Spring of 2021
- ✦ Played in 13 games in 2019 at right tackle, starting 11, and earning a scholarship after previously joining the team as a walk-on
- ✦ Transferred to the University of Montana in 2018 and spent his redshirt sophomore year making the transition from quarterback to offensive line
- ✦ Spent his first two collegiate seasons as a quarterback at Montana State University-Northern, completing 11-of-18 passes for 181 yards and two TDs and rushing 43 times for 177 yards and three TDs

PERSONAL

- ✦ Attended Butte High School (Butte, Montana)
- ✦ Played quarterback at Butte High School, throwing for 3,124 yards and 30 TDs as a junior, while earning Class AA offensive MVP honors after leading his team to a state title
- ✦ Graduated with a degree in public administration from Montana

DYLAN COOK'S NFL REGULAR SEASON DEFENSIVE STATISTICS

| DATE | TEAM | GP | GS | TACKLES | | | | | | | INTERCEPTIONS | | | | | O. FUMB. | | | ST | | | | MISC. | | | |
|-------------------|------------|----------|----------|----------|----------|----------|----------|----------|------------|------------|---------------|----------|----------|----------|----------|----------|----------|----------|----------|----------|----------|----------|----------|----------|----------|----------|
| | | | | TK | S | A | TFL | YDS | SK | YDS | QBH | NO | YDS | LG | TD | PD | FF | FR | TD | YDS | TK | S | A | FF | FR | S |
| 2022 | Buccaneers | 0 | 0 | 0 | 0 | 0 | 0 | 0 | 0.0 | 0.0 | 0 | 0 | 0 | 0 | 0 | 0 | 0 | 0 | 0 | 0 | 0 | 0 | 0 | 0 | 0 | 0 |
| 2023 | Steelers | 0 | 0 | 0 | 0 | 0 | 0 | 0 | 0.0 | 0.0 | 0 | 0 | 0 | 0 | 0 | 0 | 0 | 0 | 0 | 0 | 0 | 0 | 0 | 0 | 0 | 0 |
| NFL TOTALS | | 0 | 0 | 0 | 0 | 0 | 0 | 0 | 0.0 | 0.0 | 0 | 0 | 0 | 0 | 0 | 0 | 0 | 0 | 0 | 0 | 0 | 0 | 0 | 0 | 0 | 0 |

DYLAN COOK'S NFL POSTSEASON DEFENSIVE STATISTICS

| DATE | TEAM | GP | GS | TACKLES | | | | | | | INTERCEPTIONS | | | | | O. FUMB. | | | ST | | | | MISC. | | | |
|-------------------|------------|----------|----------|----------|----------|----------|----------|----------|------------|------------|---------------|----------|----------|----------|----------|----------|----------|----------|----------|----------|----------|----------|----------|----------|----------|----------|
| | | | | TK | S | A | TFL | YDS | SK | YDS | QBH | NO | YDS | LG | TD | PD | FF | FR | TD | YDS | TK | S | A | FF | FR | S |
| 2022 | Buccaneers | 0 | 0 | 0 | 0 | 0 | 0 | 0 | 0.0 | 0.0 | 0 | 0 | 0 | 0 | 0 | 0 | 0 | 0 | 0 | 0 | 0 | 0 | 0 | 0 | 0 | 0 |
| NFL TOTALS | | 0 | 0 | 0 | 0 | 0 | 0 | 0 | 0.0 | 0.0 | 0 | 0 | 0 | 0 | 0 | 0 | 0 | 0 | 0 | 0 | 0 | 0 | 0 | 0 | 0 | 0 |

DYLAN COOK'S NFL REGULAR SEASON STATISTICS

| DATE | TEAM | GP | GS |
|-------------------|------------|----------|----------|
| 2022 | Buccaneers | 0 | 0 |
| 2023 | Steelers | 0 | 0 |
| NFL TOTALS | | 0 | 0 |

DYLAN COOK'S NFL POSTSEASON STATISTICS

| DATE | TEAM | GP | GS |
|-------------------|------------|----------|----------|
| 2022 | Buccaneers | 0 | 0 |
| NFL TOTALS | | 0 | 0 |

2023 GAME-BY-GAME REGULAR-SEASON STATISTICS (STEELERS)

| DATE | OPPONENT | P/S | TACKLES | | | | | | | INTERCEPTIONS | | | | O. FUMB | | | ST | | | MISC | | W/L | SCORE | | | | |
|--------------------|-------------|-----|---------|---|---|----|-----|-----|-----|---------------|----|-----|----|---------|----|----|----|----|-----|------|---|-----|-------|---|----|----|-------|
| | | | TK | S | A | SK | YDS | TFL | YDS | QBH | NO | YDS | LG | TD | PD | FF | FR | TD | YDS | TK | S | | | A | FF | FR | S |
| 09/10 | 49ers | | | | | | | | | | | | | | | | | | | | | | | | | L | 7-30 |
| 09/18 | Browns | | | | | | | | | | | | | | | | | | | | | | | | | W | 26-22 |
| 09/24 | at Raiders | | | | | | | | | | | | | | | | | | | | | | | | | W | 23-18 |
| 10/01 | at Texans | | | | | | | | | | | | | | | | | | | | | | | | | L | 6-30 |
| 10/08 | Ravens | | | | | | | | | | | | | | | | | | | | | | | | | W | 17-10 |
| 10/22 | at Rams | | | | | | | | | | | | | | | | | | | | | | | | | W | 24-17 |
| 10/29 | Jaguars | | | | | | | | | | | | | | | | | | | | | | | | | L | 10-20 |
| 11/02 | Titans | | | | | | | | | | | | | | | | | | | | | | | | | W | 20-16 |
| 11/12 | Packers | | | | | | | | | | | | | | | | | | | | | | | | | W | 23-19 |
| 11/19 | at Browns | | | | | | | | | | | | | | | | | | | | | | | | | L | 10-13 |
| 11/26 | at Bengals | | | | | | | | | | | | | | | | | | | | | | | | | W | 16-10 |
| 12/03 | Cardinals | | | | | | | | | | | | | | | | | | | | | | | | | L | 10-24 |
| 12/07 | Patriots | | | | | | | | | | | | | | | | | | | | | | | | | L | 18-21 |
| 12/16 | at Colts | | | | | | | | | | | | | | | | | | | | | | | | | L | 13-30 |
| 12/23 | Bengals | | | | | | | | | | | | | | | | | | | | | | | | | W | 34-11 |
| 12/31 | at Seahawks | | | | | | | | | | | | | | | | | | | | | | | | | W | 30-23 |
| 01/06 | at Ravens | | | | | | | | | | | | | | | | | | | | | | | | | W | 17-10 |
| 2022 TOTALS | | | 0 | 0 | 0 | 0 | 0 | 0 | 0 | 0 | 0 | 0 | 0 | 0 | 0 | 0 | 0 | 0 | 0 | 0 | 0 | 0 | 0 | 0 | 0 | 0 | 10-7 |

2022 GAME-BY-GAME REGULAR-SEASON STATISTICS (BUCCANEERS)

| DATE | OPPONENT | P/S | TACKLES | | | | | | | INTERCEPTIONS | | | | O. FUMB | | | ST | | | MISC | | W/L | SCORE | | | | |
|--------------------|--------------|-----|---------|---|---|----|-----|-----|-----|---------------|----|-----|----|---------|----|----|----|----|-----|------|---|-----|-------|---|----|----|--------|
| | | | TK | S | A | SK | YDS | TFL | YDS | QBH | NO | YDS | LG | TD | PD | FF | FR | TD | YDS | TK | S | | | A | FF | FR | S |
| 09/11 | at Cowboys | | | | | | | | | | | | | | | | | | | | | | | | | W | 19-3 |
| 10/16 | at Steelers | | | | | | | | | | | | | | | | | | | | | | | | | L | 18-20 |
| 10/23 | at Panthers | | | | | | | | | | | | | | | | | | | | | | | | | L | 3-21 |
| 10/27 | Ravens | | | | | | | | | | | | | | | | | | | | | | | | | L | 22-27 |
| 11/06 | Rams | | | | | | | | | | | | | | | | | | | | | | | | | W | 16-13 |
| 11/13 | Seahawks | | | | | | | | | | | | | | | | | | | | | | | | | W | 21-16 |
| 11/27 | at Browns | | | | | | | | | | | | | | | | | | | | | | | | | L | 17-23+ |
| 12/05 | Saints | | | | | | | | | | | | | | | | | | | | | | | | | W | 17-16 |
| 12/11 | at 49ers | | | | | | | | | | | | | | | | | | | | | | | | | L | 7-35 |
| 12/18 | Bengals | | | | | | | | | | | | | | | | | | | | | | | | | L | 23-34 |
| 12/25 | at Cardinals | | | | | | | | | | | | | | | | | | | | | | | | | W | 19-16+ |
| 01/01 | Panthers | | | | | | | | | | | | | | | | | | | | | | | | | W | 30-24 |
| 01/08 | at Falcons | | | | | | | | | | | | | | | | | | | | | | | | | L | 17-30 |
| 2022 TOTALS | | | 0 | 0 | 0 | 0 | 0 | 0 | 0 | 0 | 0 | 0 | 0 | 0 | 0 | 0 | 0 | 0 | 0 | 0 | 0 | 0 | 0 | 0 | 0 | 0 | 6-7 |


+ - Overtime

2022 GAME-BY-GAME POSTSEASON STATISTICS (BUCCANEERS)

| DATE | OPPONENT | P/S | TACKLES | | | | | | | INTERCEPTIONS | | | | O. FUMB | | | ST | | | MISC | | W/L | SCORE | | | | |
|--------------------|----------|-----|---------|---|---|----|-----|-----|-----|---------------|----|-----|----|---------|----|----|----|----|-----|------|---|-----|-------|---|----|----|-------|
| | | | TK | S | A | SK | YDS | TFL | YDS | QBH | NO | YDS | LG | TD | PD | FF | FR | TD | YDS | TK | S | | | A | FF | FR | S |
| 01/16 | Cowboys | | | | | | | | | | | | | | | | | | | | | | | | | L | 14-31 |
| 2022 TOTALS | | | 0 | 0 | 0 | 0 | 0 | 0 | 0 | 0 | 0 | 0 | 0 | 0 | 0 | 0 | 0 | 0 | 0 | 0 | 0 | 0 | 0 | 0 | 0 | 0 | 0-1 |

2023 GAME-BY-GAME REGULAR-SEASON STATISTICS (STEELERS)

| DATE | OPPONENT | P/S | | | | | | | | | | | | | | | | | | | | | | | | W/L | SCORE |
|--------------------|-------------|-----|--|--|--|--|--|--|--|--|--|--|--|--|--|--|--|--|--|--|--|--|--|--|--|------|-------|
| 09/10 | 49ers | | | | | | | | | | | | | | | | | | | | | | | | | L | 7-30 |
| 09/18 | Browns | | | | | | | | | | | | | | | | | | | | | | | | | W | 26-22 |
| 09/24 | at Raiders | | | | | | | | | | | | | | | | | | | | | | | | | W | 23-18 |
| 10/01 | at Texans | | | | | | | | | | | | | | | | | | | | | | | | | L | 6-30 |
| 10/08 | Ravens | | | | | | | | | | | | | | | | | | | | | | | | | W | 17-10 |
| 10/22 | at Rams | | | | | | | | | | | | | | | | | | | | | | | | | W | 24-17 |
| 10/29 | Jaguars | | | | | | | | | | | | | | | | | | | | | | | | | L | 10-20 |
| 11/02 | Titans | | | | | | | | | | | | | | | | | | | | | | | | | W | 20-16 |
| 11/12 | Packers | | | | | | | | | | | | | | | | | | | | | | | | | W | 23-19 |
| 11/19 | at Browns | | | | | | | | | | | | | | | | | | | | | | | | | L | 10-13 |
| 11/26 | at Bengals | | | | | | | | | | | | | | | | | | | | | | | | | W | 16-10 |
| 12/03 | Cardinals | | | | | | | | | | | | | | | | | | | | | | | | | L | 10-24 |
| 12/07 | Patriots | | | | | | | | | | | | | | | | | | | | | | | | | L | 18-21 |
| 12/16 | at Colts | | | | | | | | | | | | | | | | | | | | | | | | | L | 13-30 |
| 12/23 | Bengals | | | | | | | | | | | | | | | | | | | | | | | | | W | 34-11 |
| 12/31 | at Seahawks | | | | | | | | | | | | | | | | | | | | | | | | | W | 30-23 |
| 01/06 | at Ravens | | | | | | | | | | | | | | | | | | | | | | | | | W | 17-10 |
| 2022 TOTALS | | 0-0 | | | | | | | | | | | | | | | | | | | | | | | | 10-7 | |



78

HEIGHT: 6-4
WEIGHT: 327
BORN: September 13, 1997
COLLEGE: Iowa

BIRTHPLACE: Warren, OH
HOW ACQUIRED: FA '22

OFFENSIVE LINEMAN

JAMES DANIELS

PRO CAREER

- ✦ Has played in 71 games (65 starts) over his five-year NFL career (Chicago 2018-21; Pittsburgh 2022)
- ✦ Has registered 40 starts at left guard, 17 at right guard and eight at center
- ✦ Named to the 2018 ESPN.com All-Rookie team
- ✦ Made NFL debut in Week 1 of 2018 (at Green Bay)
- ✦ Made NFL starting debut in Week 8 of 2018 (vs. N.Y. Jets)

2022 (STEELERS)

- ✦ Started all 17 regular-season games at right guard
- ✦ Did not allow a sack all season, according to Pro Football Focus
- ✦ Blocked for RB Najee Harris to run for 1,000-plus yards on the season, including a season-high 111 yards in Week 17 at Baltimore
- ✦ Saw significant improvement after the Bye Week, blocking for an average of 147 rushing yards per game and allowing the team to be held under 100 yards on the ground just once in Weeks 10 through 18
- ✦ Part of an offensive line that did not allow a sack in two games and just one sack in four games
- ✦ Played all 1,160 offensive snaps

2021 (BEARS)

- ✦ Started at right guard in all 17 regular-season games
- ✦ Helped pave the way for Chicago to rush for 188 yards and three rushing TDs in the Week 4 win over the Lions
- ✦ Blocked for a Bears' running game that amassed 176 yards on the ground in Week 8 vs. San Francisco

2020 (BEARS)

- ✦ Started the first five games of the season at left guard; suffered a season-ending pectoral injury in Week 5 vs. Tampa Bay
- ✦ Helped the Bears rush for 149 yards in the Week 1 win at Detroit

2019 (BEARS)

- ✦ Started all 16 regular-season games (eight at center, eight at left guard)
- ✦ Switched from center to left guard in Week 10 vs. Detroit

2018 (BEARS)

- ✦ Appeared in all 16 regular-season games (10 starts at left guard)
- ✦ Made his first career start at left guard in Week 8 in a win over the N.Y. Jets
- ✦ Part of an offensive line that allowed just 33 sacks, tied for the third fewest in the NFC
- ✦ Started the Wild Card playoff game vs. Philadelphia (1/6/19)

TRANSACTIONS

- ✦ Signed a three-year contract with Pittsburgh on March 15, 2022
- ✦ Signed a four-year contract with Chicago on May 10, 2018
- ✦ Drafted by the Bears in the second round (39th overall) of the 2018 NFL Draft

COLLEGE

- ✦ Played in 37 games over three seasons at Iowa
- ✦ 2017 Academic All-Big Ten and Honorable Mention All-Big Ten by league coaches and media

PERSONAL

- ✦ Played football at Warren G. Harding High School in Warren, Ohio
- ✦ Earned all-state honorable mention honors as a junior and senior
- ✦ First-team All-Northeast Ohio as a junior and senior, along with first team all-conference and all-county
- ✦ Three-year football letterman as offensive and defensive lineman
- ✦ Also lettered in track, tossing shot put and discus
- ✦ Father, LeShun Sr., played at Ohio State and for the Minnesota Vikings in 1997
- ✦ Older brother, LeShun Jr., spent time with three NFL teams
- ✦ Married his wife, Erin, during the 2023 offseason

JAMES DANIELS' NFL REGULAR SEASON STATISTICS

| DATE | TEAM | GP | GS |
|-------------------|----------|-----------|-----------|
| 2018 | Bears | 16 | 10 |
| 2019 | Bears | 16 | 16 |
| 2020 | Bears | 5 | 5 |
| 2021 | Bears | 17 | 17 |
| 2022 | Steelers | 17 | 17 |
| 2023 | Steelers | 15 | 15 |
| NFL TOTALS | | 86 | 80 |

JAMES DANIELS' NFL POSTSEASON STATISTICS

| DATE | TEAM | GP | GS |
|-------------------|-------|----------|----------|
| 2018 | Bears | 1 | 1 |
| 2020 | Bears | 0 | 0 |
| NFL TOTALS | | 1 | 1 |

2023 GAME-BY-GAME REGULAR-SEASON STATISTICS (STEELERS)

| DATE | OPPONENT | P/S | W/L | SCORE |
|--------------------|-------------|--------------|-------------|-------|
| 09/10 | 49ers | S | L | 7-30 |
| 09/18 | Browns | S | W | 26-22 |
| 09/24 | at Raiders | S | W | 23-18 |
| 10/01 | at Texans | | L | 6-30 |
| 10/08 | Ravens | | W | 17-10 |
| 10/22 | at Rams | S | W | 24-17 |
| 10/29 | Jaguars | S | L | 10-20 |
| 11/02 | Titans | S | W | 20-16 |
| 11/12 | Packers | S | W | 23-19 |
| 11/19 | at Browns | S | L | 10-13 |
| 11/26 | at Bengals | S | W | 16-10 |
| 12/03 | Cardinals | S | L | 10-24 |
| 12/07 | Patriots | S | L | 18-21 |
| 12/16 | at Colts | S | L | 13-30 |
| 12/23 | Bengals | S | W | 34-11 |
| 12/31 | at Seahawks | S | W | 30-23 |
| 01/06 | at Ravens | S | W | 17-10 |
| 2023 TOTALS | | 15-15 | 10-7 | |

2019 (STEELERS)

- ✦ Started all 16 regular-season games (14 for the Steelers and two for the Dolphins)
- ✦ Registered 57 tackles (36 solo) and added nine passes defended, five interceptions, two forced fumbles, one fumble recovery, one QB hit and one tackle for loss
- ✦ Involved in eight of the Steelers' 37 takeaways (five interceptions, one forced fumble and two fumble recoveries)
- ✦ His seven total takeaways (interceptions and fumble recoveries) ranked tied for most in the NFL
- ✦ His eight combined interceptions, forced fumbles and fumble recoveries ranked tied for third in the NFL
- ✦ Registered at least one interception in three consecutive games (Weeks 8-10) - tied for the fourth-longest streak in franchise history
- ✦ Ranked tied for fourth in the NFL with five interceptions in 2019
- ✦ His five interceptions in 2019 were the most by a Steeler in a single season since Troy Polamalu had seven picks in 2010
- ✦ Fitzpatrick, Marcus Peters (Baltimore), Marlon Humphrey (Baltimore), Jamal Adams (New York Jets), Jadeveon Clowney (Seattle Seahawks) and Erik Harris (Oakland) were the only players in the NFL with multiple defensive TDs in 2019
- ✦ First player in franchise history to have five or more interceptions and two or more fumble recoveries in his first or second NFL season
- ✦ First Steeler with multiple interceptions in a game since CB Brice McCain had two against Cincinnati on Dec. 28, 2014
- ✦ First NFL player to pick off a quarterback with the same last name twice in a game since Detroit Lions' CB Levi Johnson intercepted Denver Broncos QB Charley Johnson twice in Week 12 of 1974
- ✦ First player in the Super Bowl era to intercept two or more passes against a team he played for earlier that season
- ✦ Recorded a 96-yard interception return for TD (11/3/19), which was the second-longest interception return in Steelers regular season history (Martin Kottler: 99 yards, 9/27/33)
- ✦ First Steeler with defensive TDs in back-to-back weeks since Sam Washington in Week 3 and 4 of the 1984 season
- ✦ First Steeler to have a fumble return TD and a pick-six in the same season since 1996 (Carnell Lake and Ron Woodson)
- ✦ First Steeler with five interceptions in the first nine weeks of the season since S Darren Perry in 1994, and Fitzpatrick did it in just seven games
- ✦ Registered an interception in three consecutive games for the first time in his career (Weeks 9-11 in 2019), which is tied for the fourth-longest streak in franchise history
- ✦ First Steeler with an interception in three consecutive games since Troy Polamalu accomplished the feat in Weeks 11-14 of 2008
- ✦ In his first game as a Steeler, recorded five tackles (four solo), an interception, a forced fumble and a pass defended in Week 3 at San Francisco
- ✦ First Steeler to have an interception and forced fumble in the same game since William Gay vs. Indianapolis on Nov. 24, 2016
- ✦ Registered two interceptions in a single game for the first time in his career in Week 8 vs. Miami (his old team)
- ✦ First player in the Super Bowl era to intercept two or more passes against a team he played for earlier that season
- ✦ First Steeler with multiple interceptions in a game since CB Brice McCain had two against Cincinnati on Dec. 28, 2014 (W, 27-17)

2018 (DOLPHINS)

- ✦ Played in 16 regular-season games (11 starts)
- ✦ Recorded 79 tackles (50 solo), two interceptions and nine passes defended; one interception return for a TD
- ✦ His 79 tackles were 10th among NFL rookies
- ✦ Registered 10 tackles (four solo), one interception and two passes defended in Week 4 at New England
- ✦ Picked off QB Tom Brady and returned it 14 yards in the 4th quarter for his first career interception
- ✦ Recorded seven tackles (six solo) and started at CB vs. New England in Week 14
- ✦ Registered six solo tackles, one interception and two passes defended in Week 15 at Minnesota
- ✦ Intercepted QB Kirk Cousins and returned it 50 yards for a TD in the 2nd quarter vs. Vikings

TRANSACTIONS

- ✦ Signed a four-year contract extension with Pittsburgh on June 15, 2022
- ✦ Pittsburgh exercised a fifth-year option for 2022
- ✦ Acquired, via trade with Dolphins, along with Miami's fourth-round selection in the 2020 draft and seventh-round selection in the 2021 draft in exchange for the Steelers' first and fifth-round selections in the 2020 draft and the team's sixth-round pick in the 2021 draft
- ✦ Signed a four-year contract with Miami on June 1, 2018
- ✦ Drafted by the Miami Dolphins in the first round (11th overall) of the 2018 NFL Draft

COLLEGE

- ✦ Played in 42 games (38 starts) as three year-starter at Alabama (2015-17)
- ✦ Registered 171 tackles (109 solo), 4.5 sacks, nine interceptions, 35 passes defended and two forced fumbles over his collegiate career, while recording one blocked field goal and one blocked punt on special teams
- ✦ Won the Chuck Bednarik Award given to the nation's top defensive player, won the Jim Thorpe Award given to the nation's top defensive back and became just the third player in NCAA history to win both awards joining CB Charles Woodson and CB Patrick Peterson as a junior in 2017
- ✦ Unanimous first-team All-American, a first-team SEC selection, and a finalist for the Jason Witten Collegiate Man of the Year (player who demonstrates a record of leadership by exhibiting exceptional courage, integrity and sportsmanship on and off the field), the Lombardi Award (based on performance, leadership, character and resiliency), the Bronko Nagurski Trophy (best defensive player) and the Lott IMPACT Trophy (best defensive player in character and performance) in 2017
- ✦ Helped Alabama to a victory in the College Football Playoff National Championship in 2017
- ✦ First-team All-American and first-team SEC selection as well as a semi-finalist for the Jim Thorpe Award as a sophomore in 2016
- ✦ Named a Freshman All-American selection in 2015

PERSONAL

- ✦ Attended St. Peter's Prep (Jersey City, N.J.)
- ✦ Played wide receiver and defensive back
- ✦ Listed as the No. 4 cornerback in the nation coming out of high school
- ✦ Named to the 2015 Parade All-America team
- ✦ Selected to participate in the 2015 Under Armour All-America Game and Nike's 2014 "The Opening"
- ✦ 2014 second team All-USA selection by USA Today
- ✦ Earned first-team MaxPreps.com Junior All-American accolades in 2013
- ✦ Had 60 tackles and three interceptions as a senior in 2014
- ✦ Accounted for 62 tackles with four picks and 21 pass breakups as a junior in 2013 while earning first-team All-State honors (non-public) and first-team All-Hudson County honors
- ✦ Two interceptions and 12 pass breakups as a sophomore
- ✦ Ran track, placing first at the Hudson County Championships with times of 10.86 seconds and 21.66 seconds in the 100 and 200 meters, respectively

COMMUNITY

- ✦ Raised \$59,000 for KidsVoice last season through his Unshackled Foundation tackle campaign
- ✦ Worked with UPMC Children’s Hospital of Pittsburgh Family Connection Center to have a holiday cookie decorating party. Also partnered with Giant Eagle to provide the families who attend groceries and gift cards
- ✦ Hosted a bike giveaway, providing 35 bikes to youth serviced by KidsVoice. In addition to the bikes, the youth also received helmets and shoes.

REGULAR SEASON COMPARISON: DEFENSIVE - BUFFALO BILLS

| DATE | OPP | W/L | GP/GS | TACKLES | | | | | | SACK | YDS. | INT | TFL | PD | QBH | TD | MISC. | | FR |
|---------------|-------------|-----|-------|---------|------|------|-----|-----|----|------|------|-----|-----|----|-----|----|-------|---|----|
| | | | | TOT | SOLO | ASST | SK | YDS | FF | | | | | | | | FR | | |
| 12/2/18 | MIA vs. BUF | W | S | 5 | 4 | 1 | 0.0 | 0.0 | 0 | 0 | 2 | 0 | 0 | 0 | 0 | 0 | 0 | 0 | |
| 12/30/18 | MIA @ BUF | L | S | 2 | 1 | 1 | 0.0 | 0.0 | 0 | 0 | 0 | 0 | 0 | 0 | 0 | 0 | 0 | 0 | |
| 12/15/19 | PIT vs. BUF | L | S | 2 | 2 | 0 | 0.0 | 0.0 | 0 | 0 | 0 | 0 | 0 | 0 | 0 | 0 | 0 | 0 | |
| 12/13/20 | PIT @ BUF | L | S | 6 | 4 | 2 | 0.0 | 0.0 | 0 | 0 | 0 | 0 | 0 | 0 | 0 | 0 | 0 | 0 | |
| 9/12/21 | PIT @ BUF | W | S | 10 | 6 | 4 | 0.0 | 0.0 | 0 | 0 | 0 | 0 | 0 | 0 | 0 | 0 | 0 | 0 | |
| 10/9/22 | PIT @ BUF | L | S | 1 | 0 | 1 | 0.0 | 0.0 | 0 | 0 | 0 | 0 | 0 | 1 | 0 | 0 | 0 | 0 | |
| TOTALS | | 2/4 | 6/6 | 26 | 17 | 9 | 0.0 | 0.0 | 0 | 0 | 2 | 1 | 0 | 0 | 0 | 0 | 0 | 0 | |

MINKAH FITZPATRICK'S NFL REGULAR SEASON DEFENSIVE STATISTICS

| DATE | TEAM | GP | GS | TACKLES | | | | | | INTERCEPTIONS | | | | O. FUMB | | | ST | | MISC. | | | | | | | | | |
|--------------------------------|----------|----|----|---------|-----|-----|-----|-----|-----|---------------|-----|----|-----|---------|----|----|----|----|-------|-----|----|---|---|----|----|---|---|---|
| | | | | TK | S | A | TFL | YDS | SK | YDS | QBH | NO | YDS | LG | TD | PD | FF | FR | TD | YDS | TK | S | A | FF | FR | S | A | |
| 2018 | Dolphins | 16 | 11 | 79 | 50 | 29 | 2 | 5 | 0.0 | 0.0 | 0 | 2 | 64 | 50t | 1 | 9 | 0 | 0 | 0 | 1 | 1 | 0 | 0 | 0 | 0 | 0 | 0 | |
| 2019 | Dolphins | 2 | 2 | 11 | 7 | 4 | 0 | 0 | 0.0 | 0.0 | 0 | 0 | 0 | 0 | 0 | 1 | 1 | 0 | 0 | 1 | 1 | 0 | 0 | 0 | 0 | 0 | 0 | |
| Went from Miami to Pittsburgh. | | | | | | | | | | | | | | | | | | | | | | | | | | | | |
| 2019 | Steelers | 14 | 14 | 57 | 36 | 21 | 1 | 1 | 0.0 | 0.0 | 1 | 5 | 130 | 96t | 1 | 9 | 1 | 2 | 1 | 79 | 0 | 0 | 0 | 0 | 0 | 0 | 0 | 0 |
| 2019 | TOTAL | 16 | 16 | 68 | 43 | 25 | 1 | 1 | 0.0 | 0.0 | 1 | 5 | 130 | 96t | 1 | 9 | 2 | 3 | 1 | 79 | 1 | 1 | 0 | 0 | 0 | 0 | 0 | 0 |
| 2020 | Steelers | 16 | 16 | 79 | 60 | 19 | 1 | 1 | 0.0 | 0.0 | 0 | 4 | 77 | 37 | 1 | 11 | 1 | 1 | 0 | -1 | 0 | 0 | 0 | 0 | 0 | 0 | 0 | 0 |
| 2021 | Steelers | 16 | 16 | 124 | 84 | 40 | 1 | 1 | 0.0 | 0.0 | 0 | 2 | 18 | 18 | 0 | 7 | 1 | 1 | 0 | -1 | 0 | 0 | 0 | 0 | 0 | 0 | 0 | 0 |
| 2022 | Steelers | 15 | 15 | 96 | 56 | 40 | 1 | 4 | 0.0 | 0.0 | 1 | 6 | 94 | 34 | 1 | 11 | 0 | 0 | 0 | 0 | 0 | 0 | 0 | 0 | 0 | 0 | 0 | 0 |
| 2023 | Steelers | 10 | 10 | 64 | 43 | 21 | 1 | 1 | 0.0 | 0.0 | 0 | 0 | 0 | 0 | 0 | 3 | 0 | 0 | 0 | 0 | 0 | 0 | 0 | 0 | 0 | 0 | 0 | 0 |
| NFL TOTALS | | 89 | 84 | 510 | 336 | 174 | 7 | 13 | 0.0 | 0.0 | 2 | 19 | 383 | 96T | 4 | 50 | 4 | 5 | 1 | 77 | 2 | 2 | 0 | 0 | 0 | 0 | 0 | 0 |

MINKAH FITZPATRICK'S NFL POSTSEASON DEFENSIVE STATISTICS

| DATE | TEAM | GP | GS | TACKLES | | | | | | INTERCEPTIONS | | | | O. FUMB | | | ST | | MISC. | | | | | | | | |
|-------------------|----------|----|----|---------|---|---|-----|-----|-----|---------------|-----|----|-----|---------|----|----|----|----|-------|-----|----|---|---|----|----|---|---|
| | | | | TK | S | A | TFL | YDS | SK | YDS | QBH | NO | YDS | LG | TD | PD | FF | FR | TD | YDS | TK | S | A | FF | FR | S | A |
| 2020 | Steelers | 1 | 1 | 6 | 4 | 2 | 0 | 0 | 0.0 | 0.0 | 0 | 0 | 0 | 0 | 0 | 0 | 0 | 0 | 0 | 0 | 0 | 0 | 0 | 0 | 0 | 0 | 0 |
| 2021 | Steelers | 1 | 1 | 6 | 5 | 1 | 0 | 0 | 0.0 | 0.0 | 0 | 0 | 0 | 0 | 0 | 0 | 0 | 0 | 0 | 0 | 0 | 0 | 0 | 0 | 0 | 0 | 0 |
| NFL TOTALS | | 2 | 2 | 12 | 9 | 3 | 0 | 0 | 0.0 | 0.0 | 0 | 0 | 0 | 0 | 0 | 0 | 0 | 0 | 0 | 0 | 0 | 0 | 0 | 0 | 0 | 0 | 0 |

SINGLE-GAME HIGHS: DEFENSIVE

- | | | | |
|--------------------------|--|----------------------------------|---|
| Total Tackles | 14 at Cincinnati Bengals, Sep 11, 2022 14 vs. Tennessee Titans, Dec 19, 2021 | Tackles For Loss | 1 vs. New England Patriots, Dec 07, 2023 1 at Atlanta Falcons, Dec 04, 2022 ...5 more at 1. |
| Solo Tackles | 12 vs. Tennessee Titans, Dec 19, 2021 10 at Cincinnati Bengals, Sep 11, 2022 | Interceptions | 2 at Jacksonville Jaguars, Nov 22, 2020 2 vs. Miami Dolphins, Oct 28, 2019 |
| Passes Defensed | 2 vs. Cleveland Browns, Sep 18, 2023 2 vs. New York Jets, Oct 02, 2022 ...8 more at 2. | Interception Return Yards | 96 vs. Indianapolis Colts, Nov 03, 2019 50 at Minnesota Vikings, Dec 16, 2018 |
| Forced Fumbles | 1 vs. Seattle Seahawks, Oct 17, 2021 1 at Baltimore Ravens, Nov 01, 2020 ...2 more at 1. | Special Teams Tackles | 1 vs. Baltimore Ravens, Sep 08, 2019 1 vs. Detroit Lions, Oct 21, 2018 |
| Fumble Recoveries | 1 vs. Tennessee Titans, Dec 19, 2021 1 at Dallas Cowboys, Nov 08, 2020 ...3 more at 1. | Longest Opp Fumble Return | 43 vs. Los Angeles Rams, Nov 10, 2019 36 at Cincinnati Bengals, Nov 24, 2019 |

SINGLE-GAME HIGHS - POSTSEASON: DEFENSIVE

- | | | | |
|----------------------|---|---------------------|---|
| Total Tackles | 6 at Kansas City Chiefs, Jan 16, 2022 6 vs. Cleveland Browns, Jan 10, 2021 | Solo Tackles | 5 at Kansas City Chiefs, Jan 16, 2022 4 vs. Cleveland Browns, Jan 10, 2021 |
|----------------------|---|---------------------|---|

2023 GAME-BY-GAME REGULAR-SEASON STATISTICS (STEELERS)

| DATE | OPPONENT | P/S | TACKLES | | | | | | | INTERCEPTIONS | | | | O. FUMB | | | ST | | | MISC | | W/L | SCORE | | | | | |
|-------------|-------------|-------|---------|----|----|-----|-----|-----|-----|---------------|----|-----|----|---------|----|----|----|----|-----|------|---|-----|-------|---|----|------|-------|---|
| | | | TK | S | A | SK | YDS | TFL | YDS | QBH | NO | YDS | LG | TD | PD | FF | FR | TD | YDS | TK | S | | | A | FF | FR | S | A |
| 09/10 | 49ers | S | 4 | 3 | 1 | 0.0 | 0.0 | 0 | 0 | 0 | 0 | 0 | 0 | 0 | 0 | 0 | 0 | 0 | 0 | 0 | 0 | 0 | 0 | 0 | 0 | L | 7-30 | |
| 09/18 | Browns | S | 6 | 5 | 1 | 0.0 | 0.0 | 0 | 0 | 0 | 0 | 0 | 0 | 2 | 0 | 0 | 0 | 0 | 0 | 0 | 0 | 0 | 0 | 0 | 0 | W | 26-22 | |
| 09/24 | at Raiders | S | 11 | 7 | 4 | 0.0 | 0.0 | 0 | 0 | 0 | 0 | 0 | 0 | 0 | 0 | 0 | 0 | 0 | 0 | 0 | 0 | 0 | 0 | 0 | 0 | W | 23-18 | |
| 10/01 | at Texans | S | 11 | 7 | 4 | 0.0 | 0.0 | 0 | 0 | 0 | 0 | 0 | 0 | 0 | 0 | 0 | 0 | 0 | 0 | 0 | 0 | 0 | 0 | 0 | 0 | L | 6-30 | |
| 10/08 | Ravens | S | 9 | 7 | 2 | 0.0 | 0.0 | 0 | 0 | 0 | 0 | 0 | 0 | 0 | 0 | 0 | 0 | 0 | 0 | 0 | 0 | 0 | 0 | 0 | 0 | W | 17-10 | |
| 10/22 | at Rams | S | 11 | 6 | 5 | 0.0 | 0.0 | 0 | 0 | 0 | 0 | 0 | 0 | 0 | 0 | 0 | 0 | 0 | 0 | 0 | 0 | 0 | 0 | 0 | 0 | W | 24-17 | |
| 10/29 | Jaguars | S | 2 | 2 | 0 | 0.0 | 0.0 | 0 | 0 | 0 | 0 | 0 | 0 | 0 | 0 | 0 | 0 | 0 | 0 | 0 | 0 | 0 | 0 | 0 | 0 | L | 10-20 | |
| 11/02 | Titans | | | | | | | | | | | | | | | | | | | | | | | | | W | 20-16 | |
| 11/12 | Packers | | | | | | | | | | | | | | | | | | | | | | | | | W | 23-19 | |
| 11/19 | at Browns | | | | | | | | | | | | | | | | | | | | | | | | | L | 10-13 | |
| 11/26 | at Bengals | | | | | | | | | | | | | | | | | | | | | | | | | W | 16-10 | |
| 12/03 | Cardinals | S | 5 | 4 | 1 | 0.0 | 0.0 | 0 | 0 | 0 | 0 | 0 | 0 | 0 | 0 | 0 | 0 | 0 | 0 | 0 | 0 | 0 | 0 | 0 | 0 | L | 10-24 | |
| 12/07 | Patriots | S | 5 | 2 | 3 | 0.0 | 0.0 | 1 | 1 | 0 | 0 | 0 | 0 | 0 | 0 | 0 | 0 | 0 | 0 | 0 | 0 | 0 | 0 | 0 | 0 | L | 18-21 | |
| 12/16 | at Colts | S | 0 | 0 | 0 | 0.0 | 0.0 | 0 | 0 | 0 | 0 | 0 | 0 | 1 | 0 | 0 | 0 | 0 | 0 | 0 | 0 | 0 | 0 | 0 | 0 | L | 13-30 | |
| 12/23 | Bengals | | | | | | | | | | | | | | | | | | | | | | | | | W | 34-11 | |
| 12/31 | at Seahawks | | | | | | | | | | | | | | | | | | | | | | | | | W | 30-23 | |
| 01/06 | at Ravens | | | | | | | | | | | | | | | | | | | | | | | | | W | 17-10 | |
| 2023 TOTALS | | 10-10 | 64 | 43 | 21 | 0.0 | 0.0 | 1 | 1 | 0 | 0 | 0 | 0 | 3 | 0 | 0 | 0 | 0 | 0 | 0 | 0 | 0 | 0 | 0 | 0 | 10-7 | | |

2022 GAME-BY-GAME REGULAR-SEASON STATISTICS (STEELERS)

| DATE | OPPONENT | P/S | TACKLES | | | | | | | INTERCEPTIONS | | | | O. FUMB | | | ST | | | MISC | | W/L | SCORE | | | | | |
|-------------|-------------|-------|---------|----|----|-----|-----|-----|-----|---------------|----|-----|----|---------|----|----|----|----|-----|------|---|-----|-------|---|----|-----|-------|--------|
| | | | TK | S | A | SK | YDS | TFL | YDS | QBH | NO | YDS | LG | TD | PD | FF | FR | TD | YDS | TK | S | | | A | FF | FR | S | A |
| 09/11 | at Bengals | S | 14 | 10 | 4 | 0.0 | 0.0 | 0 | 0 | 0 | 1 | 31 | 31 | 1 | 1 | 0 | 0 | 0 | 0 | 0 | 0 | 0 | 0 | 0 | 0 | 0 | W | 23-20+ |
| 09/18 | Patriots | S | 6 | 2 | 4 | 0.0 | 0.0 | 0 | 0 | 0 | 1 | 13 | 13 | 0 | 1 | 0 | 0 | 0 | 0 | 0 | 0 | 0 | 0 | 0 | 0 | 0 | L | 14-17 |
| 09/22 | at Browns | S | 4 | 2 | 2 | 0.0 | 0.0 | 0 | 0 | 0 | 0 | 0 | 0 | 0 | 0 | 0 | 0 | 0 | 0 | 0 | 0 | 0 | 0 | 0 | 0 | 0 | L | 17-29 |
| 10/02 | Jets | S | 8 | 5 | 3 | 0.0 | 0.0 | 0 | 0 | 0 | 1 | 34 | 34 | 0 | 2 | 0 | 0 | 0 | 0 | 0 | 0 | 0 | 0 | 0 | 0 | 0 | L | 20-24 |
| 10/09 | at Bills | S | 1 | 0 | 1 | 0.0 | 0.0 | 0 | 0 | 1 | 0 | 0 | 0 | 0 | 0 | 0 | 0 | 0 | 0 | 0 | 0 | 0 | 0 | 0 | 0 | 0 | L | 3-38 |
| 10/16 | Buccaneers | | | | | | | | | | | | | | | | | | | | | | | | | W | 20-18 | |
| 10/23 | at Dolphins | S | 6 | 4 | 2 | 0.0 | 0.0 | 0 | 0 | 0 | 0 | 0 | 0 | 1 | 0 | 0 | 0 | 0 | 0 | 0 | 0 | 0 | 0 | 0 | 0 | 0 | L | 10-16 |
| 10/30 | at Eagles | S | 6 | 5 | 1 | 0.0 | 0.0 | 0 | 0 | 0 | 0 | 0 | 0 | 1 | 0 | 0 | 0 | 0 | 0 | 0 | 0 | 0 | 0 | 0 | 0 | 0 | L | 13-35 |
| 11/13 | Saints | | | | | | | | | | | | | | | | | | | | | | | | | W | 20-10 | |
| 11/20 | Bengals | S | 3 | 1 | 2 | 0.0 | 0.0 | 0 | 0 | 0 | 0 | 0 | 0 | 1 | 0 | 0 | 0 | 0 | 0 | 0 | 0 | 0 | 0 | 0 | 0 | 0 | L | 30-37 |
| 11/28 | at Colts | S | 7 | 5 | 2 | 0.0 | 0.0 | 0 | 0 | 0 | 0 | 0 | 0 | 0 | 0 | 0 | 0 | 0 | 0 | 0 | 0 | 0 | 0 | 0 | 0 | 0 | W | 24-17 |
| 12/04 | at Falcons | S | 7 | 5 | 2 | 0.0 | 0.0 | 1 | 4 | 0 | 1 | 16 | 16 | 0 | 1 | 0 | 0 | 0 | 0 | 0 | 0 | 0 | 0 | 0 | 0 | 0 | W | 19-16 |
| 12/11 | Ravens | S | 11 | 6 | 5 | 0.0 | 0.0 | 0 | 0 | 0 | 0 | 0 | 0 | 0 | 0 | 0 | 0 | 0 | 0 | 0 | 0 | 0 | 0 | 0 | 0 | 0 | L | 14-16 |
| 12/18 | at Panthers | S | 2 | 0 | 2 | 0.0 | 0.0 | 0 | 0 | 0 | 0 | 0 | 0 | 1 | 0 | 0 | 0 | 0 | 0 | 0 | 0 | 0 | 0 | 0 | 0 | 0 | W | 24-16 |
| 12/24 | Raiders | S | 2 | 2 | 0 | 0.0 | 0.0 | 0 | 0 | 0 | 1 | 0 | 0 | 0 | 1 | 0 | 0 | 0 | 0 | 0 | 0 | 0 | 0 | 0 | 0 | 0 | W | 13-10 |
| 01/01 | at Ravens | S | 9 | 4 | 5 | 0.0 | 0.0 | 0 | 0 | 0 | 1 | 0 | 0 | 0 | 1 | 0 | 0 | 0 | 0 | 0 | 0 | 0 | 0 | 0 | 0 | 0 | W | 16-13 |
| 01/08 | Browns | S | 10 | 5 | 5 | 0.0 | 0.0 | 0 | 0 | 0 | 0 | 0 | 0 | 0 | 0 | 0 | 0 | 0 | 0 | 0 | 0 | 0 | 0 | 0 | 0 | 0 | W | 28-14 |
| 2022 TOTALS | | 15-15 | 96 | 56 | 40 | 0.0 | 0.0 | 1 | 4 | 1 | 6 | 94 | 34 | 1 | 11 | 0 | 0 | 0 | 0 | 0 | 0 | 0 | 0 | 0 | 0 | 9-8 | | |

+ - Overtime

2021 GAME-BY-GAME REGULAR-SEASON STATISTICS (STEELERS)

| DATE | OPPONENT | P/S | TACKLES | | | | | | | INTERCEPTIONS | | | | O. FUMB | | | ST | | | MISC | | W/L | SCORE | | | | | |
|-------------|-------------|-------|---------|----|----|-----|-----|-----|-----|---------------|----|-----|----|---------|----|----|----|----|-----|------|---|-----|-------|---|----|-------|-------|--------|
| | | | TK | S | A | SK | YDS | TFL | YDS | QBH | NO | YDS | LG | TD | PD | FF | FR | TD | YDS | TK | S | | | A | FF | FR | S | A |
| 09/12 | at Bills | S | 10 | 6 | 4 | 0.0 | 0.0 | 0 | 0 | 0 | 0 | 0 | 0 | 0 | 0 | 0 | 0 | 0 | 0 | 0 | 0 | 0 | 0 | 0 | 0 | 0 | W | 23-16 |
| 09/19 | Raiders | S | 6 | 4 | 2 | 0.0 | 0.0 | 0 | 0 | 0 | 0 | 0 | 0 | 0 | 0 | 0 | 0 | 0 | 0 | 0 | 0 | 0 | 0 | 0 | 0 | 0 | L | 17-26 |
| 09/26 | Bengals | S | 4 | 3 | 1 | 0.0 | 0.0 | 0 | 0 | 0 | 0 | 0 | 0 | 0 | 0 | 0 | 0 | 0 | 0 | 0 | 0 | 0 | 0 | 0 | 0 | 0 | L | 10-24 |
| 10/03 | at Packers | S | 8 | 6 | 2 | 0.0 | 0.0 | 0 | 0 | 0 | 0 | 0 | 0 | 0 | 0 | 0 | 0 | 0 | 0 | 0 | 0 | 0 | 0 | 0 | 0 | 0 | L | 17-27 |
| 10/10 | Broncos | S | 10 | 5 | 5 | 0.0 | 0.0 | 1 | 1 | 0 | 0 | 0 | 0 | 0 | 0 | 0 | 0 | 0 | 0 | 0 | 0 | 0 | 0 | 0 | 0 | 0 | W | 27-19 |
| 10/17 | Seahawks | S | 9 | 7 | 2 | 0.0 | 0.0 | 0 | 0 | 0 | 0 | 0 | 0 | 0 | 1 | 0 | 0 | 0 | 0 | 0 | 0 | 0 | 0 | 0 | 0 | 0 | W | 23-20+ |
| 10/31 | at Browns | S | 4 | 3 | 1 | 0.0 | 0.0 | 0 | 0 | 0 | 0 | 0 | 0 | 1 | 0 | 0 | 0 | 0 | 0 | 0 | 0 | 0 | 0 | 0 | 0 | 0 | W | 15-10 |
| 11/08 | Bears | S | 8 | 8 | 0 | 0.0 | 0.0 | 0 | 0 | 0 | 0 | 0 | 0 | 0 | 0 | 0 | 0 | 0 | 0 | 0 | 0 | 0 | 0 | 0 | 0 | 0 | W | 29-27 |
| 11/14 | Lions | S | 5 | 2 | 3 | 0.0 | 0.0 | 0 | 0 | 0 | 0 | 0 | 0 | 0 | 0 | 0 | 0 | 0 | 0 | 0 | 0 | 0 | 0 | 0 | 0 | 0 | T | 16-16 |
| 11/21 | at Chargers | | | | | | | | | | | | | | | | | | | | | | | | | L | 37-41 | |
| 11/28 | at Bengals | S | 9 | 5 | 4 | 0.0 | 0.0 | 0 | 0 | 0 | 1 | 18 | 18 | 0 | 1 | 0 | 0 | 0 | 0 | 0 | 0 | 0 | 0 | 0 | 0 | 0 | L | 10-41 |
| 12/05 | Ravens | S | 9 | 7 | 2 | 0.0 | 0.0 | 0 | 0 | 0 | 1 | 0 | 0 | 0 | 1 | 0 | 0 | 0 | 0 | 0 | 0 | 0 | 0 | 0 | 0 | 0 | W | 20-19 |
| 12/09 | at Vikings | S | 6 | 3 | 3 | 0.0 | 0.0 | 0 | 0 | 0 | 0 | 0 | 0 | 1 | 0 | 0 | 0 | 0 | 0 | 0 | 0 | 0 | 0 | 0 | 0 | 0 | L | 28-36 |
| 12/19 | Titans | S | 14 | 12 | 2 | 0.0 | 0.0 | 0 | 0 | 0 | 0 | 0 | 0 | 0 | 0 | 1 | 0 | -1 | 0 | 0 | 0 | 0 | 0 | 0 | 0 | 0 | W | 19-13 |
| 12/26 | at Chiefs | S | 12 | 5 | 7 | 0.0 | 0.0 | 0 | 0 | 0 | 0 | 0 | 0 | 1 | 0 | 0 | 0 | 0 | 0 | 0 | 0 | 0 | 0 | 0 | 0 | 0 | L | 10-36 |
| 01/03 | Browns | S | 4 | 3 | 1 | 0.0 | 0.0 | 0 | 0 | 0 | 0 | 0 | 0 | 1 | 0 | 0 | 0 | 0 | 0 | 0 | 0 | 0 | 0 | 0 | 0 | 0 | W | 26-14 |
| 01/09 | at Ravens | S | 6 | 5 | 1 | 0.0 | 0.0 | 0 | 0 | 0 | 0 | 0 | 0 | 1 | 0 | 0 | 0 | 0 | 0 | 0 | 0 | 0 | 0 | 0 | 0 | 0 | W | 16-13+ |
| 2021 TOTALS | | 16-16 | 124 | 84 | 40 | 0.0 | 0.0 | 1 | 1 | 0 | 2 | 18 | 18 | 0 | 7 | 1 | 1 | 0 | -1 | 0 | 0 | 0 | 0 | 0 | 0 | 9-7-1 | | |

+ - Overtime

2020 GAME-BY-GAME REGULAR-SEASON STATISTICS (STEELERS)

| DATE | OPPONENT | P/S | TACKLES | | | | | | | INTERCEPTIONS | | | | O. FUMB | | | ST | | | | MISC | | W/L | SCORE | | | |
|-------------|---------------|-----|---------|----|----|-----|-----|-----|-----|---------------|----|-----|----|---------|----|----|----|----|-----|----|------|---|-----|-------|----|----|-------|
| | | | TK | S | A | SK | YDS | TFL | YDS | QBH | NO | YDS | LG | TD | PD | FF | FR | TD | YDS | TK | S | A | | | FF | FR | S |
| 09/14 | at Giants | S | 2 | 2 | 0 | 0.0 | 0.0 | 0 | 0 | 0 | 0 | 0 | 0 | 0 | 0 | 0 | 0 | 0 | 0 | 0 | 0 | 0 | 0 | 0 | 0 | W | 26-16 |
| 09/20 | Broncos | S | 6 | 4 | 2 | 0.0 | 0.0 | 0 | 0 | 0 | 0 | 0 | 0 | 0 | 0 | 0 | 0 | 0 | 0 | 0 | 0 | 0 | 0 | 0 | 0 | W | 26-21 |
| 09/27 | Texans | S | 5 | 5 | 0 | 0.0 | 0.0 | 0 | 0 | 0 | 0 | 0 | 0 | 0 | 0 | 0 | 0 | 0 | 0 | 0 | 0 | 0 | 0 | 0 | 0 | W | 28-21 |
| 10/11 | Eagles | S | 4 | 3 | 1 | 0.0 | 0.0 | 0 | 0 | 0 | 0 | 0 | 0 | 0 | 0 | 0 | 0 | 0 | 0 | 0 | 0 | 0 | 0 | 0 | 0 | W | 38-29 |
| 10/18 | Browns | S | 1 | 0 | 1 | 0.0 | 0.0 | 0 | 0 | 0 | 1 | 33 | 33 | 1 | 1 | 0 | 0 | 0 | 0 | 0 | 0 | 0 | 0 | 0 | 0 | W | 38-7 |
| 10/25 | at Titans | S | 5 | 3 | 2 | 0.0 | 0.0 | 0 | 0 | 0 | 0 | 0 | 0 | 0 | 0 | 0 | 0 | 0 | 0 | 0 | 0 | 0 | 0 | 0 | 0 | W | 27-24 |
| 11/01 | at Ravens | S | 7 | 4 | 3 | 0.0 | 0.0 | 0 | 0 | 0 | 0 | 0 | 0 | 0 | 1 | 1 | 0 | 0 | 0 | 0 | 0 | 0 | 0 | 0 | 0 | W | 28-24 |
| 11/08 | at Cowboys | S | 6 | 5 | 1 | 0.0 | 0.0 | 0 | 0 | 0 | 1 | 7 | 7 | 0 | 2 | 0 | 1 | 0 | -1 | 0 | 0 | 0 | 0 | 0 | 0 | W | 24-19 |
| 11/15 | Bengals | S | 6 | 6 | 0 | 0.0 | 0.0 | 0 | 0 | 0 | 0 | 0 | 0 | 0 | 0 | 0 | 0 | 0 | 0 | 0 | 0 | 0 | 0 | 0 | 0 | W | 36-10 |
| 11/22 | at Jaguars | S | 5 | 3 | 2 | 0.0 | 0.0 | 0 | 0 | 0 | 2 | 37 | 37 | 0 | 2 | 0 | 0 | 0 | 0 | 0 | 0 | 0 | 0 | 0 | 0 | W | 27-3 |
| 12/02 | Ravens | S | 3 | 3 | 0 | 0.0 | 0.0 | 0 | 0 | 0 | 0 | 0 | 0 | 0 | 2 | 0 | 0 | 0 | 0 | 0 | 0 | 0 | 0 | 0 | 0 | W | 19-14 |
| 12/07 | Football Team | S | 3 | 2 | 1 | 0.0 | 0.0 | 0 | 0 | 0 | 0 | 0 | 0 | 0 | 1 | 0 | 0 | 0 | 0 | 0 | 0 | 0 | 0 | 0 | 0 | L | 17-23 |
| 12/13 | at Bills | S | 6 | 4 | 2 | 0.0 | 0.0 | 0 | 0 | 0 | 0 | 0 | 0 | 0 | 0 | 0 | 0 | 0 | 0 | 0 | 0 | 0 | 0 | 0 | 0 | L | 15-26 |
| 12/21 | at Bengals | S | 7 | 6 | 1 | 0.0 | 0.0 | 1 | 1 | 0 | 0 | 0 | 0 | 0 | 0 | 0 | 0 | 0 | 0 | 0 | 0 | 0 | 0 | 0 | 0 | L | 17-27 |
| 12/27 | Colts | S | 8 | 6 | 2 | 0.0 | 0.0 | 0 | 0 | 0 | 0 | 0 | 0 | 0 | 1 | 0 | 0 | 0 | 0 | 0 | 0 | 0 | 0 | 0 | 0 | W | 28-24 |
| 01/03 | at Browns | S | 5 | 4 | 1 | 0.0 | 0.0 | 0 | 0 | 0 | 0 | 0 | 0 | 0 | 1 | 0 | 0 | 0 | 0 | 0 | 0 | 0 | 0 | 0 | 0 | L | 22-24 |
| 2020 TOTALS | | | 16-16 | 79 | 60 | 19 | 0.0 | 0.0 | 1 | 1 | 0 | 4 | 77 | 37 | 1 | 11 | 1 | 1 | 0 | -1 | 0 | 0 | 0 | 0 | 0 | 0 | 12-4 |

2019 GAME-BY-GAME REGULAR-SEASON STATISTICS (DOLPHINS/STEELERS)

| DATE | OPPONENT | P/S | TACKLES | | | | | | | INTERCEPTIONS | | | | O. FUMB | | | ST | | | | MISC | | W/L | SCORE | | | | |
|-------------|--------------|-----|---------|----|----|-----|-----|-----|-----|---------------|----|-----|-----|---------|----|----|----|----|-----|----|------|---|-----|-------|----|----|--------|-------|
| | | | TK | S | A | SK | YDS | TFL | YDS | QBH | NO | YDS | LG | TD | PD | FF | FR | TD | YDS | TK | S | A | | | FF | FR | S | A |
| 09/08 | Ravens | S | 5 | 3 | 2 | 0.0 | 0.0 | 0 | 0 | 0 | 0 | 0 | 0 | 0 | 0 | 0 | 0 | 0 | 0 | 0 | 0 | 0 | 0 | 0 | 0 | L | 10-59 | |
| 09/15 | Patriots | S | 6 | 4 | 2 | 0.0 | 0.0 | 0 | 0 | 0 | 0 | 0 | 0 | 0 | 0 | 1 | 1 | 0 | 0 | 0 | 0 | 0 | 0 | 0 | 0 | L | 0-43 | |
| 09/22 | at Cowboys | | | | | | | | | | | | | | | | | | | | | | | | | L | 6-31 | |
| 09/30 | Bengals | S | 4 | 2 | 2 | 0.0 | 0.0 | 0 | 0 | 0 | 0 | 0 | 0 | 0 | 0 | 0 | 0 | 0 | 0 | 0 | 0 | 0 | 0 | 0 | 0 | W | 27-3 | |
| 10/06 | Ravens | S | 7 | 6 | 1 | 0.0 | 0.0 | 0 | 0 | 0 | 0 | 0 | 0 | 0 | 1 | 0 | 0 | 0 | 0 | 0 | 0 | 0 | 0 | 0 | 0 | L | 23-26+ | |
| 10/13 | at Chargers | S | 5 | 5 | 0 | 0.0 | 0.0 | 0 | 0 | 0 | 0 | 0 | 0 | 0 | 1 | 0 | 0 | 0 | 0 | 0 | 0 | 0 | 0 | 0 | 0 | W | 24-17 | |
| 10/28 | Dolphins | S | 2 | 1 | 1 | 0.0 | 0.0 | 0 | 0 | 0 | 2 | 6 | 6 | 0 | 2 | 0 | 0 | 0 | 0 | 0 | 0 | 0 | 0 | 0 | 0 | 0 | W | 27-14 |
| 11/03 | Colts | S | 7 | 4 | 3 | 0.0 | 0.0 | 0 | 0 | 0 | 1 | 96 | 96 | 1 | 1 | 0 | 0 | 0 | 0 | 0 | 0 | 0 | 0 | 0 | 0 | 0 | W | 26-24 |
| 11/10 | Rams | S | 4 | 3 | 1 | 0.0 | 0.0 | 0 | 0 | 0 | 1 | 14 | 14 | 0 | 2 | 0 | 1 | 1 | 43 | 0 | 0 | 0 | 0 | 0 | 0 | W | 17-12 | |
| 11/14 | at Browns | S | 2 | 0 | 2 | 0.0 | 0.0 | 0 | 0 | 0 | 0 | 0 | 0 | 0 | 0 | 0 | 0 | 0 | 0 | 0 | 0 | 0 | 0 | 0 | 0 | L | 7-21 | |
| 11/24 | at Bengals | S | 6 | 1 | 5 | 0.0 | 0.0 | 0 | 0 | 0 | 0 | 0 | 0 | 0 | 0 | 1 | 0 | 0 | 36 | 0 | 0 | 0 | 0 | 0 | 0 | W | 16-10 | |
| 12/01 | Browns | S | 3 | 2 | 1 | 0.0 | 0.0 | 0 | 0 | 0 | 0 | 0 | 0 | 0 | 1 | 0 | 0 | 0 | 0 | 0 | 0 | 0 | 0 | 0 | 0 | W | 20-13 | |
| 12/08 | at Cardinals | S | 1 | 1 | 0 | 0.0 | 0.0 | 1 | 1 | 0 | 0 | 0 | 0 | 0 | 0 | 0 | 0 | 0 | 0 | 0 | 0 | 0 | 0 | 0 | 0 | W | 23-17 | |
| 12/15 | Bills | S | 2 | 2 | 0 | 0.0 | 0.0 | 0 | 0 | 0 | 0 | 0 | 0 | 0 | 0 | 0 | 0 | 0 | 0 | 0 | 0 | 0 | 0 | 0 | 0 | L | 10-17 | |
| 12/22 | at Jets | S | 5 | 2 | 3 | 0.0 | 0.0 | 0 | 0 | 0 | 0 | 0 | 0 | 0 | 0 | 0 | 0 | 0 | 0 | 0 | 0 | 0 | 0 | 0 | 0 | L | 10-16 | |
| 12/29 | at Ravens | S | 4 | 3 | 1 | 0.0 | 0.0 | 0 | 0 | 0 | 0 | 0 | 0 | 0 | 0 | 0 | 0 | 0 | 0 | 0 | 0 | 0 | 0 | 0 | 0 | L | 10-28 | |
| 2019 TOTALS | | | 15-15 | 63 | 39 | 24 | 0.0 | 0.0 | 1 | 1 | 0 | 4 | 116 | 96T | 1 | 8 | 1 | 3 | 1 | 79 | 1 | 1 | 0 | 0 | 0 | 0 | 8-8 | |

+ - Overtime

2018 GAME-BY-GAME REGULAR-SEASON STATISTICS (DOLPHINS)

| DATE | OPPONENT | P/S | TACKLES | | | | | | | INTERCEPTIONS | | | | O. FUMB | | | ST | | | | MISC | | W/L | SCORE | | | |
|-------------|-------------|-----|---------|----|----|-----|-----|-----|-----|---------------|----|-----|----|---------|----|----|----|----|-----|----|------|---|-----|-------|----|----|--------|
| | | | TK | S | A | SK | YDS | TFL | YDS | QBH | NO | YDS | LG | TD | PD | FF | FR | TD | YDS | TK | S | A | | | FF | FR | S |
| 09/09 | Titans | P | 6 | 3 | 3 | 0.0 | 0.0 | 0 | 0 | 0 | 0 | 0 | 0 | 0 | 1 | 0 | 0 | 0 | 0 | 0 | 0 | 0 | 0 | 0 | 0 | W | 27-20 |
| 09/16 | at Jets | P | 3 | 2 | 1 | 0.0 | 0.0 | 0 | 0 | 0 | 0 | 0 | 0 | 0 | 0 | 0 | 0 | 0 | 0 | 0 | 0 | 0 | 0 | 0 | 0 | W | 20-12 |
| 09/23 | Raiders | S | 10 | 2 | 8 | 0.0 | 0.0 | 0 | 0 | 0 | 0 | 0 | 0 | 0 | 0 | 0 | 0 | 0 | 0 | 0 | 0 | 0 | 0 | 0 | 0 | W | 28-20 |
| 09/30 | at Patriots | S | 10 | 4 | 6 | 0.0 | 0.0 | 0 | 0 | 0 | 1 | 14 | 14 | 0 | 2 | 0 | 0 | 0 | 0 | 0 | 0 | 0 | 0 | 0 | 0 | L | 7-38 |
| 10/07 | at Bengals | P | 5 | 4 | 1 | 0.0 | 0.0 | 1 | 4 | 0 | 0 | 0 | 0 | 0 | 0 | 0 | 0 | 0 | 0 | 0 | 0 | 0 | 0 | 0 | 0 | L | 17-27 |
| 10/14 | Bears | S | 3 | 2 | 1 | 0.0 | 0.0 | 0 | 0 | 0 | 0 | 0 | 0 | 0 | 1 | 0 | 0 | 0 | 0 | 0 | 0 | 0 | 0 | 0 | 0 | W | 31-28+ |
| 10/21 | Lions | P | 2 | 2 | 0 | 0.0 | 0.0 | 0 | 0 | 0 | 0 | 0 | 0 | 0 | 0 | 0 | 0 | 0 | 0 | 1 | 1 | 0 | 0 | 0 | 0 | L | 21-32 |
| 10/25 | at Texans | P | 4 | 2 | 2 | 0.0 | 0.0 | 0 | 0 | 0 | 0 | 0 | 0 | 0 | 0 | 0 | 0 | 0 | 0 | 0 | 0 | 0 | 0 | 0 | 0 | L | 23-42 |
| 11/04 | Jets | S | 6 | 3 | 3 | 0.0 | 0.0 | 0 | 0 | 0 | 0 | 0 | 0 | 0 | 0 | 0 | 0 | 0 | 0 | 0 | 0 | 0 | 0 | 0 | 0 | W | 13-6 |
| 11/11 | at Packers | S | 2 | 1 | 1 | 0.0 | 0.0 | 0 | 0 | 0 | 0 | 0 | 0 | 0 | 1 | 0 | 0 | 0 | 0 | 0 | 0 | 0 | 0 | 0 | 0 | L | 12-31 |
| 11/25 | at Colts | S | 3 | 3 | 0 | 0.0 | 0.0 | 0 | 0 | 0 | 0 | 0 | 0 | 0 | 0 | 0 | 0 | 0 | 0 | 0 | 0 | 0 | 0 | 0 | 0 | L | 24-27 |
| 12/02 | Bills | S | 5 | 4 | 1 | 0.0 | 0.0 | 0 | 0 | 0 | 0 | 0 | 0 | 0 | 0 | 0 | 0 | 0 | 0 | 0 | 0 | 0 | 0 | 0 | 0 | W | 21-17 |
| 12/09 | Patriots | S | 7 | 6 | 1 | 0.0 | 0.0 | 0 | 0 | 0 | 0 | 0 | 0 | 0 | 0 | 0 | 0 | 0 | 0 | 0 | 0 | 0 | 0 | 0 | 0 | W | 34-33 |
| 12/16 | at Vikings | S | 6 | 6 | 0 | 0.0 | 0.0 | 0 | 0 | 0 | 1 | 50 | 50 | 1 | 2 | 0 | 0 | 0 | 0 | 0 | 0 | 0 | 0 | 0 | 0 | L | 17-41 |
| 12/23 | Jaguars | S | 5 | 5 | 0 | 0.0 | 0.0 | 1 | 1 | 0 | 0 | 0 | 0 | 0 | 0 | 0 | 0 | 0 | 0 | 0 | 0 | 0 | 0 | 0 | 0 | L | 7-17 |
| 12/30 | at Bills | S | 2 | 1 | 1 | 0.0 | 0.0 | 0 | 0 | 0 | 0 | 0 | 0 | 0 | 0 | 0 | 0 | 0 | 0 | 0 | 0 | 0 | 0 | 0 | 0 | L | 17-42 |
| 2018 TOTALS | | | 16-11 | 79 | 50 | 29 | 0.0 | 0.0 | 2 | 5 | 0 | 2 | 64 | 50T | 1 | 9 | 0 | 0 | 0 | 0 | 1 | 1 | 0 | 0 | 0 | 0 | 7-9 |

+ - Overtime



88

HEIGHT: 6-5
WEIGHT: 258
BORN: October 25, 1998
COLLEGE: Penn State

BIRTHPLACE: Merrimac, MA
HOW ACQUIRED: D2 '21
NFL EXPERIENCE: 3rd year

TIGHT END

PAT FREIERMUTH

(Freiermuth)

PRO CAREER

- ✦ Has played in 32 career games (17 starts)
- ✦ Has caught 123 passes for 1,229 yards and nine touchdowns
- ✦ His 123 receptions are the most by a tight end in franchise history over their first two years in the NFL and sixth-most by a tight end in NFL history over their first two years in the NFL
- ✦ Tenth tight end in NFL history to reach 100 career receptions in 25 games or less
- ✦ Reached 100 career receptions in his 25th game in the NFL, which is the 10th-fewest games needed to reach 100 receptions in NFL history
- ✦ Reached 1,000 receiving yards in his 26th career games, tied for the fastest by a tight end in franchise history (Eric Green)
- ✦ His 1,229 receiving yards are the most by a tight end in franchise history over their first two years in the NFL
- ✦ His nine TD catches are the third-most by a tight end in franchise history over their first two years in the NFL and tied for the ninth-most among tight ends since the start of the 2021 season
- ✦ Made NFL debut in Week 1 of 2021 (at Buffalo)
- ✦ Made NFL starting debut in Week 1 of 2021 (at Buffalo)

2022 (STEELERS)

- ✦ Played in 16 regular-season games (eight starts)
- ✦ Registered 63 receptions (second-best on the team) for 732 yards (third-best on the team) and two touchdowns
- ✦ His 63 receptions were sixth-most by a tight end in 2022 and fourth-most in a season by a tight end in franchise history
- ✦ His 732 receiving yards were sixth-most by a tight end in 2022 and fifth-most in a season by a tight end in franchise history
- ✦ One of four tight ends in the League in 2022 with at least five games of at least 75 yards receiving (Travis Kelce, 9; George Kittle, 5; Mark Andrews, 5)
- ✦ Opened the season with his first 75 yard performance on five receptions, including a 31-yard grab for the second longest of his career, in Week 1 at Cincinnati
- ✦ Reached a career-high 85 receiving yards on seven receptions in Week 4 vs. New York Jets
- ✦ Was inactive Week 6 vs. Tampa Bay due to a concussion
- ✦ Caught a team-high eight receptions for a team-high 75 yards, including a 21-yard reception on fourth down in the fourth quarter, in Week 7 at Miami
- ✦ Recorded a team-high eight catches for 79 yards, including a 27-yard grab, in Week 11 vs. Cincinnati
- ✦ Caught a career-long 57-yard reception in Week 13 at Atlanta, the third-longest reception by a tight end in 2022 and third-longest by a Pittsburgh tight end since 2000

2021 (STEELERS)

- ✦ Played in 16 of 17 games as a rookie with nine starts
- ✦ Led NFL rookie tight ends in TD receptions (seven) and ranked second in targets (79), receptions (60), receiving yards (497), yards after the catch (247) and first downs gained (34)
- ✦ His 60 receptions in 2021 are the most by a rookie tight end in franchise history and fifth-most by a rookie tight end in NFL history
- ✦ Became the fifth rookie tight end in NFL history with 60 or more receptions in a season
- ✦ His seven receiving TDs in 2021 nearly equaled the rest of the entire rookie TE class (nine) and are tied for the most by a rookie tight end in franchise history
- ✦ His seven TD receptions are tied for the fourth-most by a rookie tight end in NFL history
- ✦ Caught his first career touchdown on a four-yard pass from QB Ben Roethlisberger in the second quarter of Week 3 vs. Cincinnati
- ✦ Reached season highs in receptions (7) and receiving yards (58) in an overtime victory in Week 6 vs. Seattle
- ✦ Registered his first multi-touchdown performance with two in Week 9 vs. Chicago
- ✦ Was inactive Week 16 at Kansas City due to a concussion

TRANSACTIONS

- ✦ Signed a four-year contract with Pittsburgh on May 25, 2021
- ✦ Drafted by the Steelers in the second round (55th overall) in the 2021 NFL Draft

COLLEGE

- ✦ Played in 30 games (26 starts) at Penn State (2018-20)
- ✦ Owns the Penn State record for career TD receptions by a tight end with 16, passing Mike Gesicki (15; 2014-17)
- ✦ Finished career tied for eighth all-time at Penn State with 16 career TD receptions with O.J. McDuffie (1988-92)
- ✦ Tallied 1,185 career receiving yards to rank 26th overall and third among tight ends in program history
- ✦ Recorded 92 career receptions, tied for 20th all-time at Penn State
- ✦ Finished career catching a pass in 29 straight games, dating back to the Pitt game (9/8/18), a school-record among tight ends
- ✦ Became the 34th Nittany Lion and seventh Penn State tight end to accumulate 1,000 career receiving yards
- ✦ Nineteen career receptions of 20 or more yards
- ✦ Ranked tied for 14th in a season at Penn State and third among tight ends in TD receptions with seven
- ✦ Ranked second among Penn State tight ends and tied for 10th overall in season receiving TDs with eight in 2018
- ✦ Set the mark for most receiving touchdowns by a freshman tight end
- ✦ Named the 2020 Kwalick-Clark Big Ten Tight End of the Year, the first-ever Penn State tight end to win the award
- ✦ Earned first-team All-Big Ten by the coaches and second-team All-Big Ten by the media
- ✦ Started four games in 2020 before missing the rest of the season due to injury
- ✦ Team captain was third on the team in receptions (23) and yards (310)
- ✦ Two-time Coaching Staff Player of the Week (Indiana and Nebraska)
- ✦ Finished the season leading all Big Ten tight ends in receiving yards (310)
- ✦ Named AFCA second-team All-American in 2019
- ✦ Selected second-team All-American by The Athletic in 2019
- ✦ Fourth-team Phil Steele All-American in 2019
- ✦ Second-team All-Big Ten by the coaches and media in 2019
- ✦ Pro Football Focus first-team All-Big Ten in 2019
- ✦ Tabbed second-team All-Big Ten by the Associated Press in 2019
- ✦ Phil Steele first-team All-Big Ten in 2019
- ✦ Named the team's Most Valuable Offensive Player at the team's awards banquet in 2019
- ✦ Named John Mackey Award Tight End of the Week following the Michigan State game (10/26) in 2019
- ✦ Selected John Mackey Award Tight End of the Week following the Buffalo game (9/7)
- ✦ Team captain made 13 starts and caught 43 passes for 507 yards (both good for second on the team)
- ✦ Ranked seventh in the Big Ten with seven TD receptions, which ranked fourth among FBS tight ends

PERSONAL

- ✦ Five-year letterman at the Brooks School
- ✦ Team captain as a senior in 2017
- ✦ Helped the Bishops to the New England Preparatory School Athletic Council (NEPSAC) Class C Championship as a senior with a 7-2 record
- ✦ Claimed a first-team spot on USA Today's All-USA Massachusetts Football Team as a senior
- ✦ Named all state in 2016 as a linebacker
- ✦ Earned All-New England Class B as a junior and senior
- ✦ Chosen as NEPSAC Class C Player of the Year and ISL co-MVP
- ✦ Selected All-New England and All-HSL three times each
- ✦ Named to Boston Globe's All-Scholastics team as a senior
- ✦ Named to the Massachusetts High School Football Coaches Association All-State Super 26 Team as a linebacker in 2016
- ✦ Collected four Eagle Tribune All-Star honors in 2014, 2015, 2016, 2017
- ✦ Three-time Boston Herald All-Star (2015, 2016, 2017)
- ✦ Team MVP as a senior and caught 26 passes for 613 yards and seven TDs
- ✦ Tabbed a four-star recruit by all three major recruiting outlets – 247Sports, ESPN and Rivals
- ✦ Ranked as the No. 2 player in Massachusetts, No. 13 tight end and No. 323 overall prospect by 247Sports
- ✦ Ranked as the No. 289 overall prospect, No. 8 tight end, No. 1 in Massachusetts and No. 31 in the region by ESPN
- ✦ Ranked the 148 overall prospect in the country, No. 6 tight end and No. 1 player in Massachusetts by Rivals
- ✦ Full name is Patrick John Freiermuth
- ✦ Son of Dianne and John Freiermuth
- ✦ Has one brother, Tim, and one sister, Megan
- ✦ Father, John, played basketball at St. Anselm
- ✦ Brother, Tim, was an offensive lineman on the Springfield College football team
- ✦ Born Oct. 25, 1998 in Newburyport, Massachusetts

COMMUNITY SERVICE

- ✦ Provided a holiday shopping trip for kids from the North Hills area
- ✦ As a rookie, helped with Mike Tomlin's Thanksgiving distribution, distributed backpacks for a back to school event with the Charlie Batch Foundation, and packed nonperishables for Greater Pittsburgh Community Food Bank
- ✦ Served as the keynote speaker for the Brockway Youth Sports Luncheon

REGULAR SEASON COMPARISON: RECEIVING - BUFFALO BILLS

| DATE | OPP | W/L | GP/GS | REC | YDS. | AVG. | TD | LG | TGTS | YAC |
|---------------|-----------|-----|-------|-----|------|------|----|----|------|-----|
| 9/12/21 | PIT @ BUF | W | S | 1 | 24 | 24.0 | 0 | 24 | 1 | 9 |
| 10/9/22 | PIT @ BUF | L | P | 2 | 12 | 6.0 | 0 | 8 | 2 | 4 |
| TOTALS | | 1/1 | 2/1 | 3 | 36 | 12.0 | 0 | 24 | 3 | 13 |

PAT FREIERMUTH'S NFL REGULAR SEASON RUSHING/RECEIVING STATISTICS

| DATE | TEAM | GP | GS | RECEIVING | | | | | RUSHING | | | | |
|-------------------|----------|----|----|-----------|-------|------|----|----|---------|------|------|----|----|
| | | | | NO. | YDS. | AVG. | LG | TD | NO. | YDS. | AVG. | LG | TD |
| 2021 | Steelers | 16 | 9 | 60 | 497 | 8.3 | 24 | 7 | 0 | 0 | 0.0 | 0 | 0 |
| 2022 | Steelers | 16 | 8 | 63 | 732 | 11.6 | 57 | 2 | 0 | 0 | 0.0 | 0 | 0 |
| 2023 | Steelers | 12 | 9 | 32 | 308 | 9.6 | 29 | 2 | 0 | 0 | 0.0 | 0 | 0 |
| NFL TOTALS | | 44 | 26 | 155 | 1,537 | 9.9 | 57 | 11 | 0 | 0 | 0.0 | 0 | 0 |

PAT FREIERMUTH'S NFL POSTSEASON RUSHING/RECEIVING STATISTICS

| DATE | TEAM | GP | GS | RECEIVING | | | | | RUSHING | | | | |
|-------------------|----------|----------|----------|-----------|-----------|------------|----------|----------|----------|----------|------------|----------|----------|
| | | | | NO. | YDS. | AVG. | LG | TD | NO. | YDS. | AVG. | LG | TD |
| 2021 | Steelers | 1 | 1 | 4 | 25 | 6.3 | 9 | 0 | 0 | 0 | 0.0 | 0 | 0 |
| NFL TOTALS | | 1 | 1 | 4 | 25 | 6.3 | 9 | 0 | 0 | 0 | 0.0 | 0 | 0 |

PAT FREIERMUTH'S NFL REGULAR SEASON RETURN STATISTICS

| DATE | TEAM | KICKOFF RETURNS | | | | | PUNT RETURNS | | | | | |
|-------------------|----------|-----------------|----------|------------|----------|----------|--------------|----------|----------|------------|----------|----------|
| | | RET. | YDS. | AVG. | LG | TD | NO. | FC | YDS. | AVG. | LG | TD |
| 2021 | Steelers | 0 | 0 | 0.0 | 0 | 0 | 0 | 0 | 0 | 0.0 | 0 | 0 |
| 2022 | Steelers | 0 | 0 | 0.0 | 0 | 0 | 0 | 0 | 0 | 0.0 | 0 | 0 |
| 2023 | Steelers | 0 | 0 | 0.0 | 0 | 0 | 0 | 0 | 0 | 0.0 | 0 | 0 |
| NFL TOTALS | | 0 | 0 | 0.0 | 0 | 0 | 0 | 0 | 0 | 0.0 | 0 | 0 |

PAT FREIERMUTH'S NFL POSTSEASON RETURN STATISTICS

| DATE | TEAM | KICKOFF RETURNS | | | | | PUNT RETURNS | | | | | |
|-------------------|----------|-----------------|----------|------------|----------|----------|--------------|----------|----------|------------|----------|----------|
| | | RET. | YDS. | AVG. | LG | TD | NO. | FC | YDS. | AVG. | LG | TD |
| 2021 | Steelers | 0 | 0 | 0.0 | 0 | 0 | 0 | 0 | 0 | 0.0 | 0 | 0 |
| NFL TOTALS | | 0 | 0 | 0.0 | 0 | 0 | 0 | 0 | 0 | 0.0 | 0 | 0 |

SINGLE-GAME HIGHS: RECEIVING

- Receptions: 9 at Cincinnati Bengals, Nov 26, 2023
8 vs. Cincinnati Bengals, Nov 20, 2022
...1 more at 8.
- Receiving Yards: 120 at Cincinnati Bengals, Nov 26, 2023
85 vs. New York Jets, Oct 02, 2022
- Receiving Average: 25.3 at Atlanta Falcons, Dec 04, 2022
15.0 at Cincinnati Bengals, Sep 11, 2022
- Longest Receptions: 57 at Atlanta Falcons, Dec 04, 2022
31 at Cincinnati Bengals, Sep 11, 2022
- Receiving TDs: 2 vs. Chicago Bears, Nov 08, 2021
1 at Las Vegas Raiders, Sep 24, 2023
...8 more at 1.
- All-Purpose Yards: 120 at Cincinnati Bengals, Nov 26, 2023
85 vs. New York Jets, Oct 02, 2022
- Most TDs: 2 vs. Chicago Bears, Nov 08, 2021
1 at Las Vegas Raiders, Sep 24, 2023
...8 more at 1.
- Miscellaneous Tackles: 1 vs. Cleveland Browns, Jan 03, 2022

SINGLE-GAME HIGHS - POSTSEASON: RECEIVING

- Receptions: 4 at Kansas City Chiefs, Jan 16, 2022
- Receiving Yards: 25 at Kansas City Chiefs, Jan 16, 2022
- Receiving Average: 6.3 at Kansas City Chiefs, Jan 16, 2022
- Longest Receptions: 9 at Kansas City Chiefs, Jan 16, 2022
- Receiving Yards: 8 at Kansas City Chiefs, Jan 16, 2022
- Receiving Average: 5 at Kansas City Chiefs, Jan 16, 2022
- All-Purpose Yards: 3 at Kansas City Chiefs, Jan 16, 2022
25 at Kansas City Chiefs, Jan 16, 2022

100-YARD RECEIVING GAMES (1): REGULAR SEASON

| DATE | TEAM | NO. | YDS. | AVG. | LG | TD |
|----------|------------|-----|------|------|----|----|
| 11/26/23 | at Bengals | 9 | 120 | 13.3 | 29 | 0 |

2023 GAME-BY-GAME REGULAR-SEASON STATISTICS (STEELERS)

| DATE | OPPONENT | P/S | RECEIVING | | | | | RUSHING | | | | | W/L | SCORE |
|--------------------|-------------|-------------|-----------|------------|------------|-----------|----------|----------|----------|------------|----------|----------|-------------|-------|
| | | | NO. | YDS. | AVG. | LG | TD | NO. | YDS. | AVG. | LG | TD | | |
| 09/10 | 49ers | S | 1 | 3 | 3.0 | 3t | 1 | 0 | 0 | 0.0 | 0 | 0 | L | 7-30 |
| 09/18 | Browns | S | 1 | 2 | 2.0 | 2 | 0 | 0 | 0 | 0.0 | 0 | 0 | W | 26-22 |
| 09/24 | at Raiders | S | 3 | 41 | 13.7 | 14 | 1 | 0 | 0 | 0.0 | 0 | 0 | W | 23-18 |
| 10/01 | at Texans | S | 3 | 7 | 2.3 | 9 | 0 | 0 | 0 | 0.0 | 0 | 0 | L | 6-30 |
| 10/08 | Ravens | | | | | | | | | | | | W | 17-10 |
| 10/22 | at Rams | | | | | | | | | | | | W | 24-17 |
| 10/29 | Jaguars | | | | | | | | | | | | L | 10-20 |
| 11/02 | Titans | | | | | | | | | | | | W | 20-16 |
| 11/12 | Packers | | | | | | | | | | | | W | 23-19 |
| 11/19 | at Browns | S | 1 | 7 | 7.0 | 7 | 0 | 0 | 0 | 0.0 | 0 | 0 | L | 10-13 |
| 11/26 | at Bengals | S | 9 | 120 | 13.3 | 29 | 0 | 0 | 0 | 0.0 | 0 | 0 | W | 16-10 |
| 12/03 | Cardinals | S | 3 | 29 | 9.7 | 12 | 0 | 0 | 0 | 0.0 | 0 | 0 | L | 10-24 |
| 12/07 | Patriots | P | 3 | 18 | 6.0 | 7 | 0 | 0 | 0 | 0.0 | 0 | 0 | L | 18-21 |
| 12/16 | at Colts | P | 3 | 16 | 5.3 | 6 | 0 | 0 | 0 | 0.0 | 0 | 0 | L | 13-30 |
| 12/23 | Bengals | S | 0 | 0 | 0.0 | 0 | 0 | 0 | 0 | 0.0 | 0 | 0 | W | 34-11 |
| 12/31 | at Seahawks | S | 3 | 44 | 14.7 | 25 | 0 | 0 | 0 | 0.0 | 0 | 0 | W | 30-23 |
| 01/06 | at Ravens | P | 2 | 21 | 10.5 | 13 | 0 | 0 | 0 | 0.0 | 0 | 0 | W | 17-10 |
| 2023 TOTALS | | 12-9 | 32 | 308 | 9.6 | 29 | 2 | 0 | 0 | 0.0 | 0 | 0 | 10-7 | |

2022 GAME-BY-GAME REGULAR-SEASON STATISTICS (STEELERS)

| DATE | OPPONENT | P/S | RECEIVING | | | | | RUSHING | | | | | W/L | SCORE |
|--------------------|-------------|-------------|-----------|------------|-------------|-----------|------------------|----------|----------|------------|----------|----------|------------|--------|
| | | | NO. | YDS. | AVG. | LG | TD | NO. | YDS. | AVG. | LG | TD | | |
| 09/11 | at Bengals | S | 5 | 75 | 15.0 | 31 | 0 | 0 | 0 | 0.0 | 0 | 0 | W | 23-20+ |
| 09/18 | Patriots | S | 4 | 22 | 5.5 | 8t | 1 | 0 | 0 | 0.0 | 0 | 0 | L | 14-17 |
| 09/22 | at Browns | S | 2 | 41 | 20.5 | 26 | 0 | 0 | 0 | 0.0 | 0 | 0 | L | 17-29 |
| 10/02 | Jets | S | 7 | 85 | 12.1 | 24 | 0 | 0 | 0 | 0.0 | 0 | 0 | L | 20-24 |
| 10/09 | at Bills | P | 2 | 12 | 6.0 | 8 | 0 | 0 | 0 | 0.0 | 0 | 0 | L | 3-38 |
| 10/16 | Buccaneers | | | | | | ON INACTIVE LIST | | | | | W | 20-18 | |
| 10/23 | at Dolphins | P | 8 | 75 | 9.4 | 21 | 0 | 0 | 0 | 0.0 | 0 | 0 | L | 10-16 |
| 10/30 | at Eagles | P | 4 | 57 | 14.3 | 21 | 0 | 0 | 0 | 0.0 | 0 | 0 | L | 13-35 |
| 11/13 | Saints | S | 4 | 36 | 9.0 | 12 | 0 | 0 | 0 | 0.0 | 0 | 0 | W | 20-10 |
| 11/20 | Bengals | P | 8 | 79 | 9.9 | 27 | 0 | 0 | 0 | 0.0 | 0 | 0 | L | 30-37 |
| 11/28 | at Colts | P | 3 | 39 | 13.0 | 17 | 0 | 0 | 0 | 0.0 | 0 | 0 | W | 24-17 |
| 12/04 | at Falcons | S | 3 | 76 | 25.3 | 57 | 0 | 0 | 0 | 0.0 | 0 | 0 | W | 19-16 |
| 12/11 | Ravens | S | 3 | 33 | 11.0 | 14 | 1 | 0 | 0 | 0.0 | 0 | 0 | L | 14-16 |
| 12/18 | at Panthers | P | 0 | 0 | 0.0 | 0 | 0 | 0 | 0 | 0.0 | 0 | 0 | W | 24-16 |
| 12/24 | Raiders | S | 7 | 66 | 9.4 | 17 | 0 | 0 | 0 | 0.0 | 0 | 0 | W | 13-10 |
| 01/01 | at Ravens | P | 3 | 36 | 12.0 | 20 | 0 | 0 | 0 | 0.0 | 0 | 0 | W | 16-13 |
| 01/08 | Browns | P | 0 | 0 | 0.0 | 0 | 0 | 0 | 0 | 0.0 | 0 | 0 | W | 28-14 |
| 2022 TOTALS | | 16-8 | 63 | 732 | 11.6 | 57 | 2 | 0 | 0 | 0.0 | 0 | 0 | 9-8 | |

+ - Overtime

2021 GAME-BY-GAME REGULAR-SEASON STATISTICS (STEELERS)

| DATE | OPPONENT | P/S | RECEIVING | | | | | RUSHING | | | | | W/L/T | SCORE |
|--------------------|-------------|-------------|-----------|------------|------------|-----------|------------------|----------|----------|------------|----------|----------|--------------|--------|
| | | | NO. | YDS. | AVG. | LG | TD | NO. | YDS. | AVG. | LG | TD | | |
| 09/12 | at Bills | S | 1 | 24 | 24.0 | 24 | 0 | 0 | 0 | 0.0 | 0 | 0 | W | 23-16 |
| 09/19 | Raiders | S | 4 | 36 | 9.0 | 14 | 0 | 0 | 0 | 0.0 | 0 | 0 | L | 17-26 |
| 09/26 | Bengals | P | 3 | 22 | 7.3 | 15 | 1 | 0 | 0 | 0.0 | 0 | 0 | L | 10-24 |
| 10/03 | at Packers | S | 1 | 11 | 11.0 | 11 | 0 | 0 | 0 | 0.0 | 0 | 0 | L | 17-27 |
| 10/10 | Broncos | P | 2 | 7 | 3.5 | 4 | 0 | 0 | 0 | 0.0 | 0 | 0 | W | 27-19 |
| 10/17 | Seahawks | P | 7 | 58 | 8.3 | 12 | 0 | 0 | 0 | 0.0 | 0 | 0 | W | 23-20+ |
| 10/31 | at Browns | P | 4 | 44 | 11.0 | 22 | 1 | 0 | 0 | 0.0 | 0 | 0 | W | 15-10 |
| 11/08 | Bears | S | 5 | 43 | 8.6 | 13 | 2 | 0 | 0 | 0.0 | 0 | 0 | W | 29-27 |
| 11/14 | Lions | S | 5 | 31 | 6.2 | 10 | 0 | 0 | 0 | 0.0 | 0 | 0 | T | 16-16 |
| 11/21 | at Chargers | S | 4 | 11 | 2.8 | 5t | 1 | 0 | 0 | 0.0 | 0 | 0 | L | 37-41 |
| 11/28 | at Bengals | S | 4 | 40 | 10.0 | 15t | 1 | 0 | 0 | 0.0 | 0 | 0 | L | 10-41 |
| 12/05 | Ravens | S | 3 | 26 | 8.7 | 17 | 0 | 0 | 0 | 0.0 | 0 | 0 | W | 20-19 |
| 12/09 | at Vikings | P | 2 | 32 | 16.0 | 17 | 1 | 0 | 0 | 0.0 | 0 | 0 | L | 28-36 |
| 12/19 | Titans | S | 4 | 37 | 9.3 | 14 | 0 | 0 | 0 | 0.0 | 0 | 0 | W | 19-13 |
| 12/26 | at Chiefs | | | | | | ON INACTIVE LIST | | | | | L | 10-36 | |
| 01/03 | Browns | P | 5 | 22 | 4.4 | 12 | 0 | 0 | 0 | 0.0 | 0 | 0 | W | 26-14 |
| 01/09 | at Ravens | P | 6 | 53 | 8.8 | 14 | 0 | 0 | 0 | 0.0 | 0 | 0 | W | 16-13+ |
| 2021 TOTALS | | 16-9 | 60 | 497 | 8.3 | 24 | 7 | 0 | 0 | 0.0 | 0 | 0 | 9-7-1 | |

+ - Overtime



44

LINEBACKER

MARKUS GOLDEN

HEIGHT: 6-3
 WEIGHT: 260
 BORN: March 13, 1991
 COLLEGE: Missouri

BIRTHPLACE: St. Louis, MO
 HOW ACQUIRED: FA '23
 NFL EXPERIENCE: 9th year

PRO CAREER

- ✦ Has played in 111 games (68 starts) over his eight-year NFL career (Arizona 2015-18, 2020-22; N.Y. Giants 2019-20)
- ✦ Registered 323 tackles (206 solo), 47.0 sacks, 130 quarterback hits, 62 tackles for loss, one interception, seven passes defended, 11 forced fumbles and five fumble recoveries
- ✦ His 47.0 career sacks are tied for the 23rd-most of any active NFL player
- ✦ Made NFL debut in Week 1 of 2015 (vs. New Orleans)
- ✦ Made NFL starting debut in Week 6 of 2015 (at Pittsburgh)
- ✦ Recorded 48 tackles, 11.0 sacks, 10 tackles for loss, 19 quarterback hits, four forced fumbles (three strip sacks) and two fumble recoveries in 2021
- ✦ Joined NFL Defensive Player of the Year T.J. Watt as the only players in the NFL with 10 or more sacks, four or more forced fumbles and two or more fumble recoveries in 2021
- ✦ Registered 2.0+ sacks in a game three times in 2021
- ✦ Recorded four such games in his first six NFL seasons combined (2015-20)
- ✦ The 2021 season was Golden's third with 10.0 or more sacks and his second as a member of the Cardinals (12.5 in 2016)
- ✦ Dating back to 2016, only Pro Bowl pass rushers Chandler Jones (5), Myles Garrett (4), Joey Bosa (4), Cameron Jordan (4) and T.J. Watt (4) have more seasons with 10.0 or more sacks
- ✦ Set single-season career highs in tackles (72) and QB hits (27) while leading the Giants with 10.0 sacks during his first season with New York in 2019
- ✦ Had career highs with 12.5 sacks (tied for third in the NFL), 16 tackles for loss and four forced fumbles during breakout campaign with the Cardinals in 2016

2022 (CARDINALS)

- ✦ Played in all 17 regular-season games (14 starts)
- ✦ Registered 48 tackles (22 solo), 2.5 sacks, 20 quarterback hits and seven tackles for loss
- ✦ Recorded four tackles, including one for loss, at Carolina in Week 4
- ✦ Recorded eight tackles with a sack, two tackles for loss and a quarterback hit in his 100th career NFL game at Seattle in Week 6
- ✦ Recorded four tackles, two quarterback hits and one tackle for loss at Minnesota in Week 8
- ✦ Registered six tackles, 0.5 sacks, four quarterback hits and one tackle for loss vs. Seattle in Week 9
- ✦ Recorded seven tackles, 1.0 sack, one tackle for loss and one quarterback hit at Denver in Week 14

2021 (CARDINALS)

- ✦ Saw action in 16 regular-season games (five starts) and led the team with 11.0 sacks while adding 48 tackles (33 solo), 10 tackles for loss, 19 quarterback hits, four forced fumbles and two fumble recoveries
- ✦ Tied for 11th in the NFL in sacks, tied for seventh in forced fumbles and tied for eighth in fumble recoveries
- ✦ Recorded three tackles, 1.0 sack and a forced fumble for a defense that held Minnesota to just three second half points in Week 2
- ✦ Registered two tackles, 1.0 sack, one tackle for loss and two quarterback hits at Jacksonville in Week 3
- ✦ Tallied five tackles, 2.0 sacks, two quarterback hits, one tackle for loss and one forced fumble at Cleveland in Week 6
- ✦ Joined Steelers LB T.J. Watt as the only NFL players with at least 4.0 sacks and three forced fumbles through six games
- ✦ Registered three tackles (two solo), 2.0 sacks, one tackle for loss, three quarterback hits, one forced fumble and one fumble recovery for a defense that held the Texans to just 42 rushing yards and shut them out in the second half vs. Houston in Week 7
- ✦ His fumble and own recovery resulted in an Arizona TD on the ensuing drive
- ✦ Recorded five tackles (two solo) and two quarterback hits vs. Green Bay in Week 8
- ✦ Registered five tackles (three solo), a career-high 3.0 sacks, three tackles for loss and three quarterback hits for a defense that held the NFL's 10th-ranked rushing offense to just 39 yards on 11 carries at San Francisco in Week 9
- ✦ Recorded three solo tackles and added 1.0 sack, two tackles for loss and one quarterback hit for a defense that held the Seahawks to just 13 points and has allowed 20 or fewer points an NFL-leading eight games through Week 11
- ✦ Reached 10.0 sacks, marking his third career season with 10.0+ sacks and his second with the Cardinals (2016)
- ✦ Registered eight tackles (all solo), 1.0 sack, two tackles for loss and two quarterback hits at Detroit in Week 14

2020 (GIANTS/CARDINALS)

- ✦ Played nine regular-season games (eight starts) with Arizona and recorded 25 tackles, four tackles for loss, 3.0 sacks, 15 quarterback hits, one interception, one forced fumble and one fumble recovery after being acquired by the Cardinals in a Week 7 trade with the N.Y. Giants
- ✦ Registered 10 tackles, 1.5 sacks, two tackles for loss, six quarterback hits and one pass defended in seven games (one start) for the Giants
- ✦ Recorded three tackles, 0.5 sacks and two quarterback hits at Dallas in Week 5
- ✦ Registered five tackles, 1.0 sack and one pass defended in his return to Arizona vs. Miami in Week 9
- ✦ Recorded a team-high three quarterback hits on Thursday Night Football at Seattle in Week 11
- ✦ Registered three tackles, one tackle for loss and his first career interception at New England in Week 12
- ✦ Posted three QB hits and two solo tackles, including a third-down stop to force a field goal in the third quarter vs. L.A. Rams in Week 13
- ✦ Tallied two tackles, 1.0 sack, one quarterback hit, one forced fumble and one fumble recovery at N.Y. Giants in Week 14
- ✦ Registered five tackles, one tackle for loss and one quarterback hit vs. Philadelphia in Week 15

2019 (GIANTS)

- ✦ Started all 16 regular-season games and led the Giants with 10.0 sacks while setting career highs in tackles (72) and quarterback hits (27)
- ✦ First Giants player with double-digit sacks since Jason Pierre-Paul (12.5 in 2014) and the first Giants LB to accomplish the feat since Lawrence Taylor had 10.5 in 1990
- ✦ Totaled six tackles, 1.0 sack and two quarterback hits vs. Buffalo in Week 2
- ✦ Tallied five tackles, 2.0 sacks and four quarterback hits at Tampa Bay in Week 3
- ✦ Returned a Tom Brady fumble 42 yards for his first career TD at New England in Week 6
- ✦ Registered three tackles, 0.5 sacks, one quarterback hit and one fumble recovery against the Patriots
- ✦ Recorded four tackles, 1.0 sack, two tackles for loss and two quarterback hits at N.Y. Jets in WEEk 10
- ✦ Collected four tackles, matched a career-high with three tackles for loss and sacked QB Mitch Trubisky on third-and-10 to force a punt at Chicago in Week 12
- ✦ Recorded a season-high eight tackles and one quarterback vs. Green Bay in WEEk 13
- ✦ Recorded a season-high four quarterback hits and sacked QB Carson Wentz for a 12-yard loss on third-and-13 to end the Eagles opening possession at Philadelphia in Week 14

2018 (CARDINALS)

- ✦ Played in, and started, 11 regular-season games
- ✦ Registered 30 tackles (25 solo), five tackles for loss, 2.5 sacks, two passes defended and six quarterback hits
- ✦ Returned to the starting lineup vs. Chicago in Week 3 after missing 14 games due to a knee injury suffered the previous season

2017 (CARDINALS)

- ✦ Started the first four games of the season and registered 11 tackles, one tackle for loss and four quarterback hits before suffering a season-ending knee injury
- ✦ Registered four tackles and a quarterback hit at Indianapolis in Week 2
- ✦ Recorded three tackles, one for loss and three quarterback hits vs. Dallas in Week 3

2016 (CARDINALS)

- ✦ Played in all 16 regular-season games (three starts) and tied for third in the NFL with a career-high and team-leading 12.5 sacks
- ✦ Led the team with 16 tackles for loss and tied for the team lead with four forced fumbles
- ✦ First player in franchise history with at least one sack in each of the first five games of a season and finished the year with at least one sack in each of the final four contests
- ✦ Combined with Chandler Jones (11.0) to become the Cardinals' first double-digit sacks duo since 1984 and just the third in franchise history
- ✦ Registered 51 tackles (41 solo), one pass defended, one fumble recovery and 22 quarterback hits
- ✦ Recorded two tackles, one for loss, 1.0 sack and one forced fumble of Jimmy Garoppolo in the second quarter that led to a Cardinals' touchdown vs. New England in Week 1
- ✦ Collected two tackles, one for loss and 1.0 sack vs. L.A. Rams in Week 4
- ✦ Registered at least 1.0 sack in his fourth straight game, joining Chandler Jones as the only players in team history with a sack in each of a season's first four games
- ✦ Recorded a career-high 10 tackles and 2.0 sacks while adding two tackles for loss and three quarterback hits at San Francisco in Week 5
- ✦ First player in team history with at least 1.0 sack in each of first five games of a season
- ✦ First player with 10.0+ sacks in a season for the Cardinals since John Abraham (11.5 in 2013)
- ✦ Registered a career-best 2.5 sacks, a team-high three tackles for loss, three quarterback hits, one pass defended and one forced fumble at L.A. Rams in Week 17

2015 (CARDINALS)

- ✦ Played in 15 regular-season games (six starts) and registered 30 tackles (20 solo), 4.0 sacks, 12 quarterback hits, four tackles for loss, two forced fumbles and one special teams tackle
- ✦ Started both playoff games and had 10 tackles and one quarterback hit
- ✦ Recorded three tackles in his NFL debut vs. New Orleans in Week 1
- ✦ Registered two tackles and his first career sack at Chicago in Week 2
- ✦ Made first career start and recorded a season-high six tackles, including two for loss at Pittsburgh in Week 6
- ✦ Notched three tackles, one for loss and contributed 0.5 sacks to the Cardinals third-best single-game sacks total (9.0) in franchise history vs. Green Bay in Week 16
- ✦ Marked the team's most sacks in a game since recording 10.0 at Philadelphia in 1986
- ✦ Registered three tackles and one quarterback hit in the Divisional Playoff vs. Green Bay
- ✦ Recorded seven tackles, including one for loss, in NFC Championship Game at Carolina

TRANSACTIONS

- ✦ Signed a one-year contract with Pittsburgh on May 24, 2023
- ✦ Released by Arizona on March 10, 2023
- ✦ Signed a one-year contract extension with the Cardinals on Sept. 9, 2022
- ✦ Signed a two-year contract with Arizona on March 18, 2021
- ✦ Traded to the N.Y. Giants on Oct. 23, 2020 for a sixth-round pick (201st overall, Rodarius Williams) in the 2021 NFL Draft
- ✦ Signed a one-year contract with the Giants on March 14, 2019
- ✦ Signed a four-year contract with the Cardinals on May 14, 2015
- ✦ Drafted by Arizona in the second round (58th overall) in the 2015 NFL Draft

COLLEGE

- ✦ In three seasons at Missouri (2012-14), appeared in 39 games (13 starts) and registered 143 tackles, 33 tackles for loss, 16.5 sacks, five forced fumbles, five fumble recoveries and one interception
- ✦ Returned a fumble recovery 30 yards for a TD (2014) and his only career interception 70 yards for a TD (2013)
- ✦ Voted a team co-captain by his teammates as a senior in 2014
- ✦ Started 13 games and earned second-team All-SEC honors from the league's coaches and was an Associated Press honorable mention All-SEC selection as well
- ✦ Registered 78 tackles, 20 tackles for loss, 10.0 sacks, three forced fumbles, three fumble recoveries and 12 quarterback hurries in 2014
- ✦ Earned MVP honors at the Citrus Bowl with a game-high 10 tackles, four tackles for loss, one forced fumble and 1.5 sacks
- ✦ Led Missouri's defensive lineman with 55 tackles in 2013, adding 13 tackles for loss and 6.5 sacks with eight passes defended
- ✦ Appeared in all 12 games in 2012, playing primarily on special teams in his first season with Missouri after transferring from Hutchinson Junior College
- ✦ Recorded 90 tackles, 26 for loss, 10.0 sacks, five forced fumbles and a pair of interceptions as a freshman at Hutchinson JC in 2010

PERSONAL

- Record-setting running back and linebacker at Affton (St. Louis, Mo.) High School
- As a senior in 2011, ran for a record 2,264 yards and 30 TDs while collecting 108 tackles and 10.0 sacks
- Registered a school-record 168 tackles and 16.0 sacks as a junior in 2010, while rushing for 1,139 yards and 16 TDs
- Team captain each of his final two years
- His high school number (#2) was retired in May 2015
- Hosted his fifth annual free youth football camp in his hometown of St. Louis in June of 2023

REGULAR SEASON COMPARISON: DEFENSIVE - BUFFALO BILLS

| DATE | OPP | W/L | GP/GS | TACKLES | | | | SACK | YDS. | INT | TFL | PD | QBH | TD | MISC | | |
|---------------|-------------|-----|-------|---------|------|------|------|------|------|-----|-----|----|-----|----|------|----|----|
| | | | | TOT | SOLO | ASST | ASST | | | | | | | | FF | FR | FR |
| 9/25/16 | ARZ @ BUF | | | 6 | 4 | 2 | 1.0 | 8.0 | 0 | 1 | 0 | 1 | 0 | 0 | 0 | 0 | |
| 9/15/19 | NYG vs. BUF | L | S | 6 | 3 | 3 | 1.0 | 5.5 | 0 | 0 | 0 | 2 | 0 | 0 | 0 | | |
| 11/15/20 | ARZ vs. BUF | W | S | 1 | 0 | 1 | 0.0 | 0.0 | 0 | 0 | 0 | 1 | 0 | 0 | 0 | | |
| TOTALS | | 1/2 | 3/3 | 13 | 7 | 6 | 2.0 | 13.5 | 0 | 1 | 0 | 4 | 0 | 0 | 0 | | |

MARKUS GOLDEN'S NFL REGULAR SEASON DEFENSIVE STATISTICS

| DATE | TEAM | GP | GS | TACKLES | | | | YDS | QBH | INTERCEPTIONS | | | | O. FUMB | | | ST | | | MISC | | | | | | | | | |
|-------------------|-----------|-----------------------------------|----|---------|-----|-----|-----|-----|------|---------------|-----|-----|----|---------|----|----|----|----|-----|------|---|---|----|----|---|---|---|---|---|
| | | | | TK | S | A | TFL | | | YDS | NO | YDS | LG | TD | PD | FF | FR | TD | YDS | TK | S | A | FF | FR | S | A | | | |
| 2015 | Cardinals | 15 | 6 | 30 | 20 | 10 | 4 | 11 | 4.0 | 29.0 | 12 | 0 | 0 | 0 | 0 | 2 | 0 | 0 | 1 | 1 | 0 | 0 | 0 | 0 | 0 | 0 | 0 | 0 | |
| 2016 | Cardinals | 16 | 3 | 51 | 41 | 10 | 16 | 93 | 12.5 | 96.5 | 22 | 0 | 0 | 0 | 1 | 4 | 1 | 0 | 20 | 0 | 0 | 0 | 0 | 0 | 0 | 0 | 0 | 0 | |
| 2017 | Cardinals | 4 | 4 | 11 | 11 | 0 | 1 | 8 | 0.0 | 0.0 | 4 | 0 | 0 | 0 | 0 | 0 | 0 | 0 | 0 | 0 | 0 | 0 | 0 | 0 | 0 | 0 | 0 | 0 | |
| 2018 | Cardinals | 11 | 11 | 30 | 25 | 5 | 5 | 14 | 2.5 | 17.0 | 6 | 0 | 0 | 0 | 2 | 0 | 0 | 0 | 0 | 0 | 0 | 0 | 0 | 0 | 0 | 0 | 0 | 0 | |
| 2019 | Giants | 16 | 16 | 72 | 37 | 35 | 13 | 60 | 10.0 | 71.5 | 27 | 0 | 0 | 0 | 0 | 1 | 1 | 42 | 0 | 0 | 0 | 0 | 0 | 0 | 0 | 0 | 0 | 0 | |
| 2020 | Giants | 7 | 1 | 10 | 4 | 6 | 2 | 10 | 1.5 | 8.5 | 6 | 0 | 0 | 0 | 1 | 0 | 0 | 0 | 0 | 0 | 0 | 0 | 0 | 0 | 0 | 0 | 0 | 0 | |
| | | Went from N.Y. Giants to Arizona. | | | | | | | | | | | | | | | | | | | | | | | | | | | |
| 2020 | Cardinals | 9 | 8 | 23 | 13 | 10 | 4 | 32 | 3.0 | 25.0 | 14 | 1 | 1 | 1 | 0 | 2 | 1 | 1 | 0 | 30 | 0 | 0 | 0 | 0 | 0 | 0 | 0 | 0 | 0 |
| 2020 | TOTAL | 16 | 9 | 33 | 17 | 16 | 6 | 42 | 4.5 | 33.5 | 20 | 1 | 1 | 1 | 0 | 3 | 1 | 1 | 0 | 30 | 0 | 0 | 0 | 0 | 0 | 0 | 0 | 0 | 0 |
| 2021 | Cardinals | 16 | 5 | 48 | 33 | 15 | 10 | 57 | 11.0 | 50.0 | 19 | 0 | 0 | 0 | 1 | 4 | 2 | 0 | 0 | 0 | 0 | 0 | 0 | 0 | 0 | 0 | 0 | 0 | 0 |
| 2022 | Cardinals | 17 | 14 | 48 | 22 | 26 | 7 | 21 | 2.5 | 14.5 | 20 | 0 | 0 | 0 | 0 | 0 | 0 | 0 | 0 | 0 | 0 | 0 | 0 | 0 | 0 | 0 | 0 | 0 | 0 |
| 2023 | Steelers | 16 | 0 | 20 | 14 | 6 | 6 | 32 | 4.0 | 25.0 | 10 | 0 | 0 | 0 | 1 | 0 | 1 | 0 | 0 | 0 | 0 | 0 | 0 | 0 | 0 | 0 | 0 | 0 | 0 |
| NFL TOTALS | | 127 | 68 | 343 | 220 | 123 | 68 | 338 | 51.0 | 337.0 | 140 | 1 | 1 | 1 | 0 | 8 | 11 | 6 | 1 | 92 | 1 | 1 | 0 | 0 | 0 | 0 | 0 | 0 | 0 |

MARKUS GOLDEN'S NFL POSTSEASON DEFENSIVE STATISTICS

| DATE | TEAM | GP | GS | TACKLES | | | | YDS | QBH | INTERCEPTIONS | | | | O. FUMB | | | ST | | | MISC | | | | | | | | |
|-------------------|-----------|----|----|---------|---|---|-----|-----|-----|---------------|----|-----|----|---------|----|----|----|----|-----|------|---|---|----|----|---|---|---|---|
| | | | | TK | S | A | TFL | | | YDS | NO | YDS | LG | TD | PD | FF | FR | TD | YDS | TK | S | A | FF | FR | S | A | | |
| 2015 | Cardinals | 2 | 2 | 10 | 4 | 6 | 1 | 1 | 0.0 | 0.0 | 1 | 0 | 0 | 0 | 0 | 0 | 0 | 0 | 0 | 0 | 0 | 0 | 0 | 0 | 0 | 0 | 0 | 0 |
| 2021 | Cardinals | 1 | 0 | 3 | 2 | 1 | 1 | 7 | 1.0 | 7.0 | 1 | 0 | 0 | 0 | 0 | 0 | 0 | 0 | 0 | 0 | 0 | 0 | 0 | 0 | 0 | 0 | 0 | 0 |
| NFL TOTALS | | 3 | 2 | 13 | 6 | 7 | 2 | 8 | 1.0 | 7.0 | 2 | 0 | 0 | 0 | 0 | 0 | 0 | 0 | 0 | 0 | 0 | 0 | 0 | 0 | 0 | 0 | 0 | 0 |

SINGLE-GAME HIGHS: DEFENSIVE

- | | | | |
|--------------------------|--|----------------------------------|---|
| Total Tackles | 10 at San Francisco 49ers, Oct 06, 2016 8 at Seattle Seahawks, Oct 16, 2022 ...2 more at 8. | Tackles For Loss | 3 at San Francisco 49ers, Nov 07, 2021 3 at Chicago Bears, Nov 24, 2019 ...1 more at 3. |
| Solo Tackles | 8 at Detroit Lions, Dec 19, 2021 7 vs. San Francisco 49ers, Oct 28, 2018 ...1 more at 7. | Interceptions | 1 at New England Patriots, Nov 29, 2020 |
| Sacks | 3.0 at San Francisco 49ers, Nov 07, 2021 2.5 at Los Angeles Rams, Jan 01, 2017 ...5 more at 1. | Interception Return Yards | 1 at New England Patriots, Nov 29, 2020 |
| Passes Defensed | 1 at Tennessee Titans, Sep 12, 2021 1 at New England Patriots, Nov 29, 2020 ...5 more at 1. | Special Teams Tackles | 1 vs. St. Louis Rams, Oct 04, 2015 |
| Forced Fumbles | 1 vs. Houston Texans, Oct 24, 2021 1 at Cleveland Browns, Oct 17, 2021 ...9 more at 1. | Longest Opp Fumble Return | 42 at New England Patriots, Oct 10, 2019 30 at New York Giants, Dec 13, 2020 |
| Fumble Recoveries | 1 at Baltimore Ravens, Jan 06, 2024 1 vs. Houston Texans, Oct 24, 2021 ...4 more at 1. | | |

SINGLE-GAME HIGHS - POSTSEASON: DEFENSIVE

- | | | | |
|----------------------|--|-------------------------|---|
| Total Tackles | 7 at Carolina Panthers, Jan 24, 2016 3 at Los Angeles Rams, Jan 17, 2022 3 vs. Green Bay Packers, Jan 16, 2016 | Sacks | 1.0 at Los Angeles Rams, Jan 17, 2022 |
| Solo Tackles | 2 at Los Angeles Rams, Jan 17, 2022 2 at Carolina Panthers, Jan 24, 2016 2 vs. Green Bay Packers, Jan 16, 2016 | Tackles For Loss | 1 at Los Angeles Rams, Jan 17, 2022 1 at Carolina Panthers, Jan 24, 2016 |

2023 GAME-BY-GAME REGULAR-SEASON STATISTICS (STEELERS)

| DATE | OPPONENT | P/S | TACKLES | | | | | | | INTERCEPTIONS | | | | O. FUMB | | | ST | | | | MISC | | W/L | SCORE | | | |
|-------------|-------------|------|----------|----|---|-----|------|-----|-----|---------------|----|-----|----|---------|----|----|----|----|-----|----|------|---|-----|-------|----|------|-------|
| | | | TK | S | A | SK | YDS | TFL | YDS | QBH | NO | YDS | LG | TD | PD | FF | FR | TD | YDS | TK | S | A | | | FF | FR | S |
| 09/10 | 49ers | P | 3 | 3 | 0 | 0.0 | 0.0 | 0 | 0 | 0 | 0 | 0 | 0 | 0 | 0 | 0 | 0 | 0 | 0 | 0 | 0 | 0 | 0 | 0 | 0 | L | 7-30 |
| 09/18 | Browns | P | 2 | 1 | 1 | 1.0 | 3.0 | 1 | 3 | 1 | 0 | 0 | 0 | 0 | 0 | 0 | 0 | 0 | 0 | 0 | 0 | 0 | 0 | 0 | 0 | W | 26-22 |
| 09/24 | at Raiders | P | 2 | 1 | 1 | 1.0 | 6.0 | 1 | 6 | 1 | 0 | 0 | 0 | 0 | 0 | 0 | 0 | 0 | 0 | 0 | 0 | 0 | 0 | 0 | 0 | W | 23-18 |
| 10/01 | at Texans | P | 0 | 0 | 0 | 0.0 | 0.0 | 0 | 0 | 0 | 0 | 0 | 0 | 0 | 0 | 0 | 0 | 0 | 0 | 0 | 0 | 0 | 0 | 0 | 0 | L | 6-30 |
| 10/08 | Ravens | P | 0 | 0 | 0 | 0.0 | 0.0 | 0 | 0 | 0 | 1 | 0 | 0 | 0 | 0 | 0 | 0 | 0 | 0 | 0 | 0 | 0 | 0 | 0 | 0 | W | 17-10 |
| 10/22 | at Rams | P | 0 | 0 | 0 | 0.0 | 0.0 | 0 | 0 | 0 | 0 | 0 | 0 | 0 | 0 | 0 | 0 | 0 | 0 | 0 | 0 | 0 | 0 | 0 | 0 | W | 24-17 |
| 10/29 | Jaguars | P | 3 | 3 | 0 | 0.0 | 0.0 | 0 | 0 | 0 | 0 | 0 | 0 | 0 | 0 | 0 | 0 | 0 | 0 | 0 | 0 | 0 | 0 | 0 | 0 | L | 10-20 |
| 11/02 | Titans | P | 1 | 1 | 0 | 1.0 | 7.0 | 1 | 7 | 1 | 0 | 0 | 0 | 0 | 0 | 0 | 0 | 0 | 0 | 0 | 0 | 0 | 0 | 0 | 0 | W | 20-16 |
| 11/12 | Packers | P | 0 | 0 | 0 | 0.0 | 0.0 | 0 | 0 | 0 | 0 | 0 | 0 | 0 | 0 | 0 | 0 | 0 | 0 | 0 | 0 | 0 | 0 | 0 | 0 | W | 23-19 |
| 11/19 | at Browns | P | 0 | 0 | 0 | 0.0 | 0.0 | 0 | 0 | 0 | 0 | 0 | 0 | 0 | 0 | 0 | 0 | 0 | 0 | 0 | 0 | 0 | 0 | 0 | 0 | L | 10-13 |
| 11/26 | at Bengals | P | 0 | 0 | 0 | 0.0 | 0.0 | 0 | 0 | 0 | 0 | 0 | 0 | 0 | 0 | 0 | 0 | 0 | 0 | 0 | 0 | 0 | 0 | 0 | 0 | W | 16-10 |
| 12/03 | Cardinals | P | 0 | 0 | 0 | 0.0 | 0.0 | 0 | 0 | 0 | 1 | 0 | 0 | 0 | 0 | 0 | 0 | 0 | 0 | 0 | 0 | 0 | 0 | 0 | 0 | L | 10-24 |
| 12/07 | Patriots | | INACTIVE | | | | | | | | | | | | | | | | | | | | | | | | |
| 12/16 | at Colts | P | 3 | 1 | 2 | 0.0 | 0.0 | 0 | 0 | 0 | 0 | 0 | 0 | 0 | 1 | 0 | 0 | 0 | 0 | 0 | 0 | 0 | 0 | 0 | 0 | L | 13-30 |
| 12/23 | Bengals | P | 2 | 1 | 1 | 0.0 | 0.0 | 0 | 0 | 0 | 0 | 0 | 0 | 0 | 0 | 0 | 0 | 0 | 0 | 0 | 0 | 0 | 0 | 0 | 0 | W | 34-11 |
| 12/31 | at Seahawks | P | 1 | 1 | 0 | 0.0 | 0.0 | 1 | 7 | 3 | 0 | 0 | 0 | 0 | 0 | 0 | 0 | 0 | 0 | 0 | 0 | 0 | 0 | 0 | 0 | W | 30-23 |
| 01/06 | at Ravens | P | 3 | 2 | 1 | 1.0 | 9.0 | 2 | 9 | 2 | 0 | 0 | 0 | 0 | 0 | 1 | 0 | 0 | 0 | 0 | 0 | 0 | 0 | 0 | 0 | W | 17-10 |
| 2023 TOTALS | | 16-0 | 20 | 14 | 6 | 4.0 | 25.0 | 6 | 32 | 10 | 0 | 0 | 0 | 0 | 1 | 0 | 1 | 0 | 0 | 0 | 0 | 0 | 0 | 0 | 0 | 10-7 | |

2022 GAME-BY-GAME REGULAR-SEASON STATISTICS (CARDINALS)

| DATE | OPPONENT | P/S | TACKLES | | | | | | | INTERCEPTIONS | | | | O. FUMB | | | ST | | | | MISC | | W/L | SCORE | | | |
|-------------|-------------|-------|---------|----|----|-----|------|-----|-----|---------------|----|-----|----|---------|----|----|----|----|-----|----|------|---|-----|-------|----|------|--------|
| | | | TK | S | A | SK | YDS | TFL | YDS | QBH | NO | YDS | LG | TD | PD | FF | FR | TD | YDS | TK | S | A | | | FF | FR | S |
| 09/11 | Chiefs | S | 1 | 1 | 0 | 0.0 | 0.0 | 0 | 0 | 2 | 0 | 0 | 0 | 0 | 0 | 0 | 0 | 0 | 0 | 0 | 0 | 0 | 0 | 0 | 0 | L | 21-44 |
| 09/18 | at Raiders | S | 2 | 0 | 2 | 0.0 | 0.0 | 0 | 0 | 1 | 0 | 0 | 0 | 0 | 0 | 0 | 0 | 0 | 0 | 0 | 0 | 0 | 0 | 0 | 0 | W | 29-23+ |
| 09/25 | Rams | S | 1 | 1 | 0 | 0.0 | 0.0 | 0 | 0 | 2 | 0 | 0 | 0 | 0 | 0 | 0 | 0 | 0 | 0 | 0 | 0 | 0 | 0 | 0 | 0 | L | 12-20 |
| 10/02 | at Panthers | S | 4 | 2 | 2 | 0.0 | 0.0 | 1 | 2 | 0 | 0 | 0 | 0 | 0 | 0 | 0 | 0 | 0 | 0 | 0 | 0 | 0 | 0 | 0 | 0 | W | 26-16 |
| 10/09 | Eagles | S | 0 | 0 | 0 | 0.0 | 0.0 | 0 | 0 | 0 | 0 | 0 | 0 | 0 | 0 | 0 | 0 | 0 | 0 | 0 | 0 | 0 | 0 | 0 | 0 | L | 17-20 |
| 10/16 | at Seahawks | S | 8 | 4 | 4 | 1.0 | 6.0 | 2 | 7 | 1 | 0 | 0 | 0 | 0 | 0 | 0 | 0 | 0 | 0 | 0 | 0 | 0 | 0 | 0 | 0 | L | 9-19 |
| 10/20 | Saints | P | 2 | 1 | 1 | 0.0 | 0.0 | 0 | 0 | 1 | 0 | 0 | 0 | 0 | 0 | 0 | 0 | 0 | 0 | 0 | 0 | 0 | 0 | 0 | 0 | W | 42-34 |
| 10/30 | at Vikings | P | 4 | 2 | 2 | 0.0 | 0.0 | 1 | 2 | 2 | 0 | 0 | 0 | 0 | 0 | 0 | 0 | 0 | 0 | 0 | 0 | 0 | 0 | 0 | 0 | L | 26-34 |
| 11/06 | Seahawks | S | 6 | 3 | 3 | 0.5 | 2.5 | 1 | 0 | 4 | 0 | 0 | 0 | 0 | 0 | 0 | 0 | 0 | 0 | 0 | 0 | 0 | 0 | 0 | 0 | L | 21-31 |
| 11/13 | at Rams | S | 2 | 0 | 2 | 0.0 | 0.0 | 0 | 0 | 1 | 0 | 0 | 0 | 0 | 0 | 0 | 0 | 0 | 0 | 0 | 0 | 0 | 0 | 0 | 0 | W | 27-17 |
| 11/21 | 49ers | P | 1 | 1 | 0 | 0.0 | 0.0 | 0 | 0 | 1 | 0 | 0 | 0 | 0 | 0 | 0 | 0 | 0 | 0 | 0 | 0 | 0 | 0 | 0 | 0 | L | 10-38 |
| 11/27 | Chargers | S | 1 | 0 | 1 | 0.0 | 0.0 | 0 | 0 | 2 | 0 | 0 | 0 | 0 | 0 | 0 | 0 | 0 | 0 | 0 | 0 | 0 | 0 | 0 | 0 | L | 24-25 |
| 12/12 | Patriots | S | 2 | 1 | 1 | 0.0 | 0.0 | 1 | 4 | 0 | 0 | 0 | 0 | 0 | 0 | 0 | 0 | 0 | 0 | 0 | 0 | 0 | 0 | 0 | 0 | L | 13-27 |
| 12/18 | at Broncos | S | 7 | 5 | 2 | 1.0 | 6.0 | 1 | 6 | 2 | 0 | 0 | 0 | 0 | 0 | 0 | 0 | 0 | 0 | 0 | 0 | 0 | 0 | 0 | 0 | L | 15-24 |
| 12/25 | Buccaneers | S | 4 | 0 | 4 | 0.0 | 0.0 | 0 | 0 | 0 | 0 | 0 | 0 | 0 | 0 | 0 | 0 | 0 | 0 | 0 | 0 | 0 | 0 | 0 | 0 | L | 16-19+ |
| 01/01 | at Falcons | S | 1 | 1 | 0 | 0.0 | 0.0 | 0 | 0 | 0 | 0 | 0 | 0 | 0 | 0 | 0 | 0 | 0 | 0 | 0 | 0 | 0 | 0 | 0 | 0 | L | 19-20 |
| 01/08 | at 49ers | S | 2 | 0 | 2 | 0.0 | 0.0 | 0 | 0 | 1 | 0 | 0 | 0 | 0 | 0 | 0 | 0 | 0 | 0 | 0 | 0 | 0 | 0 | 0 | 0 | L | 13-38 |
| 2022 TOTALS | | 17-14 | 48 | 22 | 26 | 2.5 | 14.5 | 7 | 21 | 20 | 0 | 0 | 0 | 0 | 0 | 0 | 0 | 0 | 0 | 0 | 0 | 0 | 0 | 0 | 0 | 4-13 | |

+ - Overtime

2021 GAME-BY-GAME REGULAR-SEASON STATISTICS (CARDINALS)

| DATE | OPPONENT | P/S | TACKLES | | | | | | | INTERCEPTIONS | | | | O. FUMB | | | ST | | | | MISC | | W/L | SCORE | | | |
|-------------|-------------|------|------------------|----|----|------|------|-----|-----|---------------|----|-----|----|---------|----|----|----|----|-----|----|------|---|-----|-------|----|------|-------|
| | | | TK | S | A | SK | YDS | TFL | YDS | QBH | NO | YDS | LG | TD | PD | FF | FR | TD | YDS | TK | S | A | | | FF | FR | S |
| 09/12 | at Titans | P | 1 | 0 | 1 | 0.0 | 0.0 | 0 | 0 | 0 | 0 | 0 | 0 | 0 | 1 | 0 | 1 | 0 | 0 | 0 | 0 | 0 | 0 | 0 | 0 | W | 38-13 |
| 09/19 | Vikings | P | 3 | 2 | 1 | 1.0 | 2.0 | 0 | 0 | 0 | 0 | 0 | 0 | 0 | 1 | 0 | 0 | 0 | 0 | 0 | 0 | 0 | 0 | 0 | 0 | W | 34-33 |
| 09/26 | at Jaguars | P | 2 | 1 | 1 | 1.0 | 6.0 | 1 | 6 | 2 | 0 | 0 | 0 | 0 | 0 | 0 | 0 | 0 | 0 | 0 | 0 | 0 | 0 | 0 | 0 | W | 31-19 |
| 10/03 | at Rams | S | 2 | 2 | 0 | 0.0 | 0.0 | 0 | 0 | 1 | 0 | 0 | 0 | 0 | 0 | 1 | 0 | 0 | 0 | 0 | 0 | 0 | 0 | 0 | 0 | W | 37-20 |
| 10/10 | 49ers | P | 3 | 2 | 1 | 0.0 | 0.0 | 0 | 0 | 0 | 0 | 0 | 0 | 0 | 0 | 0 | 0 | 0 | 0 | 0 | 0 | 0 | 0 | 0 | 0 | W | 17-10 |
| 10/17 | at Browns | S | 5 | 4 | 1 | 2.0 | 6.0 | 1 | 6 | 2 | 0 | 0 | 0 | 0 | 0 | 1 | 0 | 0 | 0 | 0 | 0 | 0 | 0 | 0 | 0 | W | 37-14 |
| 10/24 | Texans | S | 3 | 2 | 1 | 2.0 | 17.0 | 1 | 9 | 3 | 0 | 0 | 0 | 0 | 0 | 1 | 1 | 0 | 0 | 0 | 0 | 0 | 0 | 0 | 0 | W | 31-5 |
| 10/28 | Packers | S | 5 | 2 | 3 | 0.0 | 0.0 | 0 | 0 | 2 | 0 | 0 | 0 | 0 | 0 | 0 | 0 | 0 | 0 | 0 | 0 | 0 | 0 | 0 | 0 | L | 21-24 |
| 11/07 | at 49ers | P | 5 | 3 | 2 | 3.0 | 14.0 | 3 | 14 | 3 | 0 | 0 | 0 | 0 | 0 | 0 | 0 | 0 | 0 | 0 | 0 | 0 | 0 | 0 | 0 | W | 31-17 |
| 11/14 | Panthers | P | 1 | 1 | 0 | 0.0 | 0.0 | 0 | 0 | 1 | 0 | 0 | 0 | 0 | 0 | 0 | 0 | 0 | 0 | 0 | 0 | 0 | 0 | 0 | 0 | L | 10-34 |
| 11/21 | at Seahawks | S | 3 | 3 | 0 | 1.0 | 5.0 | 2 | 19 | 1 | 0 | 0 | 0 | 0 | 0 | 0 | 0 | 0 | 0 | 0 | 0 | 0 | 0 | 0 | 0 | W | 23-13 |
| 12/05 | at Bears | P | 2 | 0 | 2 | 0.0 | 0.0 | 0 | 0 | 0 | 0 | 0 | 0 | 0 | 0 | 0 | 0 | 0 | 0 | 0 | 0 | 0 | 0 | 0 | 0 | W | 33-22 |
| 12/13 | Rams | P | 0 | 0 | 0 | 0.0 | 0.0 | 0 | 0 | 1 | 0 | 0 | 0 | 0 | 0 | 0 | 0 | 0 | 0 | 0 | 0 | 0 | 0 | 0 | 0 | L | 23-30 |
| 12/19 | at Lions | P | 8 | 8 | 0 | 1.0 | 0.0 | 2 | 3 | 2 | 0 | 0 | 0 | 0 | 0 | 0 | 0 | 0 | 0 | 0 | 0 | 0 | 0 | 0 | 0 | L | 12-30 |
| 12/25 | Colts | P | 2 | 1 | 1 | 0.0 | 0.0 | 0 | 0 | 1 | 0 | 0 | 0 | 0 | 0 | 0 | 0 | 0 | 0 | 0 | 0 | 0 | 0 | 0 | 0 | L | 16-22 |
| 01/02 | at Cowboys | | RESERVE/COVID-19 | | | | | | | | | | | | | | | | | | | | | | | | |
| 01/09 | Seahawks | P | 3 | 2 | 1 | 0.0 | 0.0 | 0 | 0 | 0 | 0 | 0 | 0 | 0 | 0 | 0 | 0 | 0 | 0 | 0 | 0 | 0 | 0 | 0 | 0 | L | 30-38 |
| 2021 TOTALS | | 16-5 | 48 | 33 | 15 | 11.0 | 50.0 | 10 | 57 | 19 | 0 | 0 | 0 | 0 | 1 | 4 | 2 | 0 | 0 | 0 | 0 | 0 | 0 | 0 | 0 | 11-6 | |

2016 GAME-BY-GAME REGULAR-SEASON STATISTICS (CARDINALS)

| DATE | OPPONENT | P/S | TACKLES | | | | | | | INTERCEPTIONS | | | | O. FUMB | | | ST | | | MISC | | W/L | SCORE | | | | |
|-------------|-------------|------|---------|----|----|------|------|-----|-----|---------------|----|-----|----|---------|----|----|----|----|-----|------|---|-----|-------|---|----|-------|-------|
| | | | TK | S | A | SK | YDS | TFL | YDS | QBH | NO | YDS | LG | TD | PD | FF | FR | TD | YDS | TK | S | | | A | FF | FR | S |
| 09/11 | Patriots | P | 2 | 2 | 0 | 1.0 | 2.0 | 1 | 1 | 0 | 0 | 0 | 0 | 0 | 0 | 1 | 0 | 0 | 0 | 0 | 0 | 0 | 0 | 0 | 0 | L | 21-23 |
| 09/18 | Buccaneers | P | 2 | 1 | 1 | 1.0 | 9.0 | 1 | 9 | 2 | 0 | 0 | 0 | 0 | 0 | 0 | 0 | 0 | 0 | 0 | 0 | 0 | 0 | 0 | 0 | W | 40-7 |
| 09/25 | at Bills | S | 6 | 4 | 2 | 1.0 | 8.0 | 1 | 8 | 1 | 0 | 0 | 0 | 0 | 0 | 0 | 0 | 0 | 0 | 0 | 0 | 0 | 0 | 0 | L | 18-33 | |
| 10/02 | Rams | P | 2 | 2 | 0 | 1.0 | 14.0 | 1 | 14 | 2 | 0 | 0 | 0 | 0 | 0 | 0 | 0 | 0 | 0 | 0 | 0 | 0 | 0 | 0 | L | 13-17 | |
| 10/06 | at 49ers | S | 10 | 7 | 3 | 2.0 | 12.5 | 2 | 4 | 3 | 0 | 0 | 0 | 0 | 0 | 0 | 0 | 0 | 0 | 0 | 0 | 0 | 0 | 0 | W | 33-21 | |
| 10/17 | Jets | P | 2 | 2 | 0 | 0.0 | 0.0 | 0 | 0 | 0 | 0 | 0 | 0 | 0 | 0 | 0 | 0 | 0 | 0 | 0 | 0 | 0 | 0 | 0 | W | 28-3 | |
| 10/23 | Seahawks | P | 2 | 2 | 0 | 0.0 | 0.0 | 0 | 0 | 1 | 0 | 0 | 0 | 0 | 0 | 1 | 0 | 0 | 0 | 0 | 0 | 0 | 0 | 0 | T | 6-6+ | |
| 10/30 | at Panthers | P | 3 | 1 | 2 | 0.0 | 0.0 | 1 | 3 | 0 | 0 | 0 | 0 | 0 | 0 | 0 | 0 | 0 | 0 | 0 | 0 | 0 | 0 | 0 | L | 20-30 | |
| 11/13 | 49ers | P | 2 | 2 | 0 | 0.0 | 0.0 | 0 | 0 | 2 | 0 | 0 | 0 | 0 | 0 | 0 | 0 | 0 | 0 | 0 | 0 | 0 | 0 | 0 | W | 23-20 | |
| 11/20 | at Vikings | S | 3 | 2 | 1 | 0.0 | 0.0 | 1 | 4 | 1 | 0 | 0 | 0 | 0 | 0 | 0 | 0 | 0 | 0 | 0 | 0 | 0 | 0 | 0 | L | 24-30 | |
| 11/27 | at Falcons | P | 1 | 1 | 0 | 1.0 | 6.0 | 1 | 6 | 2 | 0 | 0 | 0 | 0 | 0 | 0 | 0 | 0 | 0 | 0 | 0 | 0 | 0 | 0 | L | 19-38 | |
| 12/04 | Redskins | P | 2 | 2 | 0 | 0.0 | 0.0 | 0 | 0 | 2 | 0 | 0 | 0 | 0 | 0 | 1 | 0 | 20 | 0 | 0 | 0 | 0 | 0 | 0 | W | 31-23 | |
| 12/11 | at Dolphins | P | 5 | 5 | 0 | 0.0 | 0.0 | 2 | 2 | 0 | 0 | 0 | 0 | 0 | 0 | 0 | 0 | 0 | 0 | 0 | 0 | 0 | 0 | 0 | L | 23-26 | |
| 12/18 | Saints | P | 2 | 2 | 0 | 1.0 | 7.0 | 0 | 0 | 1 | 0 | 0 | 0 | 0 | 0 | 1 | 0 | 0 | 0 | 0 | 0 | 0 | 0 | 0 | L | 41-48 | |
| 12/24 | at Seahawks | P | 3 | 3 | 0 | 2.0 | 18.0 | 2 | 18 | 3 | 0 | 0 | 0 | 0 | 0 | 0 | 0 | 0 | 0 | 0 | 0 | 0 | 0 | 0 | W | 34-31 | |
| 01/01 | at Rams | P | 4 | 3 | 1 | 2.5 | 20.0 | 3 | 24 | 2 | 0 | 0 | 0 | 0 | 1 | 1 | 0 | 0 | 0 | 0 | 0 | 0 | 0 | 0 | W | 44-6 | |
| 2016 TOTALS | | 16-3 | 51 | 41 | 10 | 12.5 | 96.5 | 16 | 93 | 22 | 0 | 0 | 0 | 0 | 1 | 4 | 1 | 0 | 20 | 0 | 0 | 0 | 0 | 0 | 0 | 7-8-1 | |

+ - Overtime

2015 GAME-BY-GAME REGULAR-SEASON STATISTICS (CARDINALS)

| DATE | OPPONENT | P/S | TACKLES | | | | | | | INTERCEPTIONS | | | | O. FUMB | | | ST | | | MISC | | W/L | SCORE | | | | | | | | | | |
|-------------|-------------|------|---------|----|----|-----|------|-----|-----|---------------|-------------------------------|-----|----|---------|----|----|----|----|-----|------|---|-----|-------|---|----|-------|-------|---|--|--|--|---|------|
| | | | TK | S | A | SK | YDS | TFL | YDS | QBH | NO | YDS | LG | TD | PD | FF | FR | TD | YDS | TK | S | | | A | FF | FR | S | A | | | | | |
| 09/13 | Saints | P | 3 | 1 | 2 | 0.0 | 0.0 | 0 | 0 | 1 | 0 | 0 | 0 | 0 | 0 | 0 | 0 | 0 | 0 | 0 | 0 | 0 | 0 | 0 | 0 | W | 31-19 | | | | | | |
| 09/20 | at Bears | P | 1 | 0 | 1 | 0.5 | 5.0 | 0 | 0 | 1 | 0 | 0 | 0 | 0 | 0 | 0 | 0 | 0 | 0 | 0 | 0 | 0 | 0 | 0 | 0 | W | 48-23 | | | | | | |
| 09/27 | 49ers | P | 1 | 1 | 0 | 0.0 | 0.0 | 0 | 0 | 0 | 0 | 0 | 0 | 0 | 0 | 0 | 0 | 0 | 0 | 0 | 0 | 0 | 0 | 0 | 0 | W | 47-7 | | | | | | |
| 10/04 | Rams | P | 2 | 1 | 1 | 0.5 | 3.5 | 0 | 0 | 1 | 0 | 0 | 0 | 0 | 0 | 0 | 0 | 0 | 1 | 1 | 0 | 0 | 0 | 0 | L | 22-24 | | | | | | | |
| 10/11 | at Lions | P | 1 | 1 | 0 | 0.0 | 0.0 | 0 | 0 | 2 | 0 | 0 | 0 | 0 | 0 | 0 | 0 | 0 | 0 | 0 | 0 | 0 | 0 | 0 | 0 | W | 42-17 | | | | | | |
| 10/18 | at Steelers | S | 6 | 4 | 2 | 0.0 | 0.0 | 2 | 2 | 0 | 0 | 0 | 0 | 0 | 0 | 0 | 0 | 0 | 0 | 0 | 0 | 0 | 0 | 0 | 0 | L | 13-25 | | | | | | |
| 10/26 | Ravens | S | 0 | 0 | 0 | 0.0 | 0.0 | 0 | 0 | 0 | 0 | 0 | 0 | 0 | 0 | 0 | 0 | 0 | 0 | 0 | 0 | 0 | 0 | 0 | 0 | W | 26-18 | | | | | | |
| 11/01 | at Browns | S | 1 | 1 | 0 | 0.0 | 0.0 | 1 | 8 | 1 | 0 | 0 | 0 | 0 | 0 | 0 | 0 | 0 | 0 | 0 | 0 | 0 | 0 | 0 | 0 | W | 34-20 | | | | | | |
| 11/15 | at Seahawks | P | 0 | 0 | 0 | 0.0 | 0.0 | 0 | 0 | 1 | 0 | 0 | 0 | 0 | 0 | 0 | 0 | 0 | 0 | 0 | 0 | 0 | 0 | 0 | 0 | W | 39-32 | | | | | | |
| 11/22 | Bengals | P | 3 | 3 | 0 | 1.0 | 7.0 | 0 | 0 | 1 | 0 | 0 | 0 | 0 | 0 | 1 | 0 | 0 | 0 | 0 | 0 | 0 | 0 | 0 | 0 | W | 34-31 | | | | | | |
| 11/29 | at 49ers | P | 2 | 1 | 1 | 0.5 | 3.5 | 0 | 0 | 1 | 0 | 0 | 0 | 0 | 0 | 0 | 0 | 0 | 0 | 0 | 0 | 0 | 0 | 0 | 0 | W | 19-13 | | | | | | |
| 12/06 | at Rams | S | 1 | 1 | 0 | 0.0 | 0.0 | 0 | 0 | 0 | 0 | 0 | 0 | 0 | 0 | 0 | 0 | 0 | 0 | 0 | 0 | 0 | 0 | 0 | 0 | W | 27-3 | | | | | | |
| 12/10 | Vikings | S | 2 | 2 | 0 | 0.0 | 0.0 | 0 | 0 | 0 | 0 | 0 | 0 | 0 | 0 | 0 | 0 | 0 | 0 | 0 | 0 | 0 | 0 | 0 | 0 | W | 23-20 | | | | | | |
| 12/20 | at Eagles | P | 4 | 3 | 1 | 1.0 | 6.0 | 0 | 0 | 2 | 0 | 0 | 0 | 0 | 0 | 1 | 0 | 0 | 0 | 0 | 0 | 0 | 0 | 0 | 0 | W | 40-17 | | | | | | |
| 12/27 | Packers | S | 3 | 1 | 2 | 0.5 | 4.0 | 1 | 1 | 1 | 0 | 0 | 0 | 0 | 0 | 0 | 0 | 0 | 0 | 0 | 0 | 0 | 0 | 0 | 0 | W | 38-8 | | | | | | |
| 01/03 | Seahawks | | | | | | | | | | [LEGACY] INJURED/DID NOT PLAY | | | | | | | | | | | | | | | | | | | | | L | 6-36 |
| 2015 TOTALS | | 15-6 | 30 | 20 | 10 | 4.0 | 29.0 | 4 | 11 | 12 | 0 | 0 | 0 | 0 | 0 | 2 | 0 | 0 | 0 | 1 | 1 | 0 | 0 | 0 | 0 | 0 | 13-3 | | | | | | |

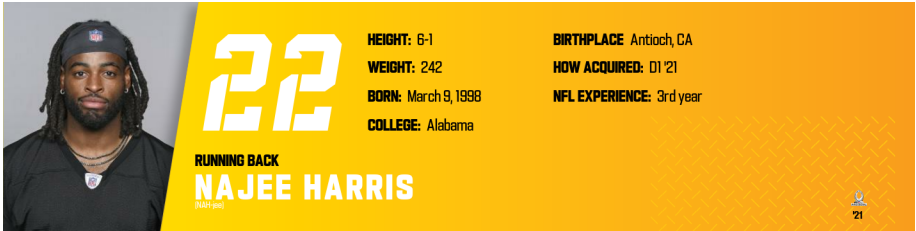
2021 GAME-BY-GAME POSTSEASON STATISTICS (CARDINALS)

| DATE | OPPONENT | P/S | TACKLES | | | | | | | INTERCEPTIONS | | | | O. FUMB | | | ST | | | MISC | | W/L | SCORE | | | | |
|-------------|----------|-----|---------|---|---|-----|-----|-----|-----|---------------|----|-----|----|---------|----|----|----|----|-----|------|---|-----|-------|---|----|-----|-------|
| | | | TK | S | A | SK | YDS | TFL | YDS | QBH | NO | YDS | LG | TD | PD | FF | FR | TD | YDS | TK | S | | | A | FF | FR | S |
| 01/17 | at Rams | P | 3 | 2 | 1 | 1.0 | 7.0 | 1 | 7 | 1 | 0 | 0 | 0 | 0 | 0 | 0 | 0 | 0 | 0 | 0 | 0 | 0 | 0 | 0 | 0 | L | 11-34 |
| 2021 TOTALS | | 1-0 | 3 | 2 | 1 | 1.0 | 7.0 | 1 | 7 | 1 | 0 | 0 | 0 | 0 | 0 | 0 | 0 | 0 | 0 | 0 | 0 | 0 | 0 | 0 | 0 | 0-1 | |

2015 GAME-BY-GAME POSTSEASON STATISTICS (CARDINALS)

| DATE | OPPONENT | P/S | TACKLES | | | | | | | INTERCEPTIONS | | | | O. FUMB | | | ST | | | MISC | | W/L | SCORE | | | | |
|-------------|-------------|-----|---------|---|---|-----|-----|-----|-----|---------------|----|-----|----|---------|----|----|----|----|-----|------|---|-----|-------|---|----|-----|--------|
| | | | TK | S | A | SK | YDS | TFL | YDS | QBH | NO | YDS | LG | TD | PD | FF | FR | TD | YDS | TK | S | | | A | FF | FR | S |
| 01/16 | Packers | S | 3 | 2 | 1 | 0.0 | 0.0 | 0 | 0 | 1 | 0 | 0 | 0 | 0 | 0 | 0 | 0 | 0 | 0 | 0 | 0 | 0 | 0 | 0 | 0 | W | 26-20+ |
| 01/24 | at Panthers | S | 7 | 2 | 5 | 0.0 | 0.0 | 1 | 1 | 0 | 0 | 0 | 0 | 0 | 0 | 0 | 0 | 0 | 0 | 0 | 0 | 0 | 0 | 0 | 0 | L | 15-49 |
| 2015 TOTALS | | 2-2 | 10 | 4 | 6 | 0.0 | 0.0 | 1 | 1 | 1 | 0 | 0 | 0 | 0 | 0 | 0 | 0 | 0 | 0 | 0 | 0 | 0 | 0 | 0 | 0 | 1-1 | |

+ - Overtime



22

HEIGHT: 6-1
WEIGHT: 242
BORN: March 9, 1998
COLLEGE: Alabama

BIRTHPLACE: Antioch, CA
HOW ACQUIRED: D1 '21
NFL EXPERIENCE: 3rd year

RUNNING BACK
NAJEE HARRIS
(160 lbs)

21

PRO CAREER

- ✦ Has played in 34 regular-season games (34 starts)
- ✦ Has recorded 2,234 rushing yards and 14 rushing touchdowns on 579 attempts and added 115 catches for 696 yards and six receiving touchdowns
- ✦ First running back in franchise history to rush for at least 1,000 yards in each of his first two seasons in the NFL
- ✦ Went 430 scrimmage touches (347 rushes and 83 receptions) to open his career without a fumble, which was tied for seventh-most scrimmage touches without a fumble to open a career in NFL history
- ✦ His 2,234 rush yards are the sixth-most in the NFL since the start of the 2021 season
- ✦ His 2,930 scrimmage yards are the sixth-most by a running back in the NFL since the start of the 2021 season
- ✦ One of two players in the NFL with 2,200 or more rushing yards and 650 or more receiving yards since the start of the 2021 season
- ✦ One of two players in franchise history with 2,200 or more rushing yards and 650 or more receiving yards in the first two years in the NFL
- ✦ Selected to the Pro Bowl as a rookie in 2021
- ✦ Made NFL debut in Week 1 of 2021 (at Buffalo)
- ✦ Made NFL starting debut in Week 1 of 2021 (at Buffalo)

2022 (STEELERS)

- ✦ Started all 17 regular-season games
- ✦ Registered 1,034 rushing yards and seven rushing touchdowns on 272 carries and added on 41 receptions for 229 yards and three touchdowns
- ✦ Was voted one of the Steelers' two offensive team captains by his teammates
- ✦ Eclipsed 1,000 yards rushing for the second consecutive season
- ✦ Led the team in total touchdowns (10)
- ✦ Finished fourth in the AFC in rushes, tied-fifth in rushing touchdowns and sixth in rushing yards
- ✦ Ranked third in the League in rushes (164) and rushing yards (673) and tied-fifth in rushing touchdowns (five) after the Bye Week (Weeks 10 through 18)
- ✦ Broke off a 36-yard run in Week 10 vs. New Orleans, the Steelers' longest run of the season and longest run since he had a career-best 37-yard touchdown run in Week 17 vs. Cleveland in 2021
- ✦ His 56 rushing yards (on five carries) in Week 10 were the most by a Steelers running back in a first quarter since James Conner had 62 yards (on eight carries) in Week 5 of 2018 vs. Atlanta
- ✦ Recorded his first career game with multiple rushing touchdowns (two) in Week 11 vs. Cincinnati, leading the team with 20 carries for 90 yards along with 26 receiving yards on four receptions
- ✦ Notched his first game of the season and fourth of his career with 100-plus yards rushing in Week 17 at Baltimore, finishing with 111 rushing yards on 22 attempts
- ✦ His 111 rushing yards in Week 17 were the most by an opposing running back vs. Baltimore since Week 11 of 2020 (Derrick Henry, Tennessee, 133), the most by a Steelers running back vs. Baltimore since Week 4 of 2017 (Le'Veon Bell, 144) and eighth-most in series history
- ✦ Hauled in the game-winning touchdown on a 10-yard pass from QB Kenny Pickett with 56 seconds left in the fourth quarter in Week 17 at Baltimore

2021 (STEELERS)

- ✦ Started in all 17 games as a rookie
- ✦ His 307 carries, 1,200 rushing yards, 74 catches and 467 receiving yards are all ranked the most by a rookie running back in franchise history
- ✦ Was one of five rookie starters, marking the first time the Steelers started at least five rookies in a season opener since 1991
- ✦ His 381 touches without a fumble were the sixth-most by a rookie running back in NFL history
- ✦ Led all NFL running backs in receptions (74) and finished third among running backs in receiving yards (467) behind only Austin Ekeler (647) and Cordarrelle Patterson (548)
- ✦ Scored his first NFL touchdown - a 25-yard TD catch from QB Ben Roethlisberger - in the Steelers home opener (Week 2) vs Las Vegas
- ✦ Led the Steelers with 10 total touchdowns (seven rushing, three receiving)
- ✦ Caught 14 passes for 102 yards in Week 3 vs Cincinnati - his 14 receptions were the most in franchise history by a running back and tied for the third-most in Steelers history by any player, tied for the seventh-most in League history by a running back
- ✦ In Week 3, became the fourth running back in franchise history to post a 100-yard receiving game and the first since Le'Veon Bell (vs Cincinnati 12/4/17)
- ✦ Registered his first 100-yard rushing game in Week 5 vs Denver and repeated the feat in Week 10 vs Detroit
- ✦ Recorded the first multi-TD game of his career in Week 14 vs Minnesota (one pass TD, one rush TD)
- ✦ Led the NFL in touches (377) and finished second in yards after contact (609) behind only Jonathan Taylor

TRANSACTIONS

- ✦ Signed a four-year contract with Pittsburgh on May 25, 2021
- ✦ Drafted by the Steelers in the first round (24th overall) of the 2021 NFL Draft

COLLEGE

- ♦ One of the nation's top running back prospects who passed up on the NFL Draft to return for his senior season at Alabama
- ♦ Crimson Tide's all-time leader for total TDs in a career with 57 (46 rushing, 11 receiving)
- ♦ Alabama's career leader for rushing scores with 46, surpassing the previous record of 42 by Mark Ingram and Derrick Henry
- ♦ Totaled 3,843 career rushing yards to rank atop the Crimson Tide all-time list
- ♦ Amassed 4,624 all-purpose yards for his career, a total that is second all-time at Alabama
- ♦ Averaged 6.0 yards per carry for his career to rank third in Crimson Tide history (minimum 400 carries)
- ♦ Contributed 342 career points to finish fourth in Alabama annals
- ♦ Recorded 13 games of 100-plus rushing yards in his career, including six as a junior and six in his final season (206 at Ole Miss; 152 vs. Georgia; 119 vs. Mississippi State; 145 at LSU; 178 vs. Florida; 125 vs. Notre Dame)
- ♦ 2020 Doak Walker Award winner, presented annually to the nation's top running back
- ♦ Unanimous first-team All-American (AFCA, Associated Press, FWAA, The Sporting News, Walter Camp) in 2020
- ♦ 2020 first-team All-American honors from CBS Sports and ESPN.com
- ♦ 2020 second-team All-American selection by Pro Football Focus and USA Today
- ♦ Selected as a semifinalist for the 2020 Maxwell Award
- ♦ 2020 first-team All-SEC honoree by both the AP and the league coaches
- ♦ Named to the SEC Community Service Team
- ♦ Finalist for the 2020 Jason Witten Man of the Year
- ♦ Led the nation in total TDs (30) and rushing TDs (26) in addition to scoring (180) in 2020
- ♦ Finished second for single-season rushing scores by an Alabama running back with 26 as a senior in 2020
- ♦ Totaled two or more rushing TDs in nine of 13 contests with at least one score in 11 games
- ♦ Led the SEC and finished third in Division I for rushing yards at 1,466
- ♦ Added 43 receptions for 425 yards and four TDs to his senior totals
- ♦ Totaled 1,691 all-purpose yards in 2020, good for sixth in Crimson Tide records for a single season
- ♦ Maxwell Player of the Week honoree following Ole Miss
- ♦ Picked up offensive player of the week accolades from the SEC and Walter Camp following the matchup with the Rebels
- ♦ 2020 SEC Championship Game MVP
- ♦ Earned offensive player of the week recognition from the Alabama coaches for his play at Ole Miss, Auburn, at LSU and Florida in Atlanta

PERSONAL

- ♦ A January 2017 early enrollee who was tabbed as the No. 1 overall prospect in the country by Rivals, Scout and PrepStar
- ♦ Unanimous five-star recruit by every major recruiting outlet
- ♦ Consensus top-rated player in the state of California
- ♦ Third-best prospect overall and No. 2 running back according to 247Composite
- ♦ Ranked ninth in the Top247
- ♦ 11 in ESPN 300 and the second-best running back nationally
- ♦ Played in the 2017 Army All-American Bowl
- ♦ Invited to participate in Nike's "The Opening" in 2015 and 2016
- ♦ Named MVP of the 2016 Rivals 100 Five-Star Challenge
- ♦ 2017 first-team Parade All-American
- ♦ 2016 Bobby Dodd National High School Running Back of the Year
- ♦ 2015 and 2016 first-team All-USA selection by USA Today
- ♦ Finished his career with 7,948 career rushing yards, the fourth-most in California high school football history
- ♦ Rushed for 2,776 yards and 36 TDs during his senior season
- ♦ Ran for 2,744 yards and 36 TDs as a junior in 2015
- ♦ Rushed for 2,263 yards and 23 TDs in his sophomore campaign
- ♦ 2015 Cal-Hi Sports Mr. Football State Player of the Year
- ♦ Named the All-Metro Player of the Year by The San Francisco Chronicle in both 2015 and 2016
- ♦ Played for head coach John Lucido at Antioch
- ♦ Graduated with a degree in interdisciplinary studies

COMMUNITY

- ♦ His foundation partnered with Lowes to help renovate his childhood shelter
- ♦ Helped installed new appliances in the facility
- ♦ Helped pack and sort food for North Texas Food Bank
- ♦ Recorded videos to sick children staying at the Children's Hospital of Mobile, Alabama
- ♦ Da' Bigger Picture Foundation supports underserved families with areas of focus in education, homelessness, addressing hunger and utilizing sports a platform to develop life skills.

REGULAR SEASON COMPARISON: RECEIVING - BUFFALO BILLS

| DATE | OPP | W/L | GP/GS | REC | YDS. | AVG. | TD | LG | TGTS | YAC |
|---------------|-----------|-----|-------|-----|------|------|----|----|------|-----|
| 9/12/21 | PIT @ BUF | W | S | 1 | 4 | 4.0 | 0 | 4 | 3 | 1 |
| 10/9/22 | PIT @ BUF | L | S | 3 | 16 | 5.3 | 0 | 9 | 4 | 10 |
| TOTALS | | 1/1 | 2/2 | 4 | 20 | 5.0 | 0 | 9 | 7 | 11 |

NAJEE HARRIS' NFL REGULAR SEASON RUSHING/RECEIVING STATISTICS

| DATE | TEAM | RUSHING | | | | | | RECEIVING | | | | | |
|-------------------|----------|---------|----|-----|-------|------|-----|-----------|-----|------|------|-----|----|
| | | GP | GS | NO. | YDS. | AVG. | LG | TD | NO. | YDS. | AVG. | LG | TD |
| 2021 | Steelers | 17 | 17 | 307 | 1,200 | 3.9 | 37t | 7 | 74 | 467 | 6.3 | 25t | 3 |
| 2022 | Steelers | 17 | 17 | 272 | 1,034 | 3.8 | 36 | 7 | 41 | 229 | 5.6 | 19 | 3 |
| 2023 | Steelers | 17 | 17 | 255 | 1,035 | 4.1 | 25 | 8 | 29 | 170 | 5.9 | 32 | 0 |
| NFL TOTALS | | 51 | 51 | 834 | 3,269 | 3.9 | 37T | 22 | 144 | 866 | 6.0 | 32 | 6 |

NAJEE HARRIS' NFL POSTSEASON RUSHING/RECEIVING STATISTICS

| DATE | TEAM | GP | GS | RUSHING | | | | | RECEIVING | | | | |
|-------------------|----------|----------|----------|-----------|-----------|------------|----------|----------|-----------|-----------|-------------|----------|----------|
| | | | | NO. | YDS. | AVG. | LG | TD | NO. | YDS. | AVG. | LG | TD |
| 2021 | Steelers | 1 | 1 | 12 | 29 | 2.4 | 8 | 0 | 2 | -1 | -0.5 | 0 | 0 |
| NFL TOTALS | | 1 | 1 | 12 | 29 | 2.4 | 8 | 0 | 2 | -1 | -0.5 | 0 | 0 |

NAJEE HARRIS' NFL REGULAR SEASON RETURN STATISTICS

| DATE | TEAM | KICKOFF RETURNS | | | | | PUNT RETURNS | | | | | |
|-------------------|----------|-----------------|----------|------------|----------|----------|--------------|----------|----------|------------|----------|----------|
| | | RET. | YDS. | AVG. | LG | TD | NO. | FC | YDS. | AVG. | LG | TD |
| 2021 | Steelers | 0 | 0 | 0.0 | 0 | 0 | 0 | 0 | 0 | 0.0 | 0 | 0 |
| 2022 | Steelers | 0 | 0 | 0.0 | 0 | 0 | 0 | 0 | 0 | 0.0 | 0 | 0 |
| 2023 | Steelers | 0 | 0 | 0.0 | 0 | 0 | 0 | 0 | 0 | 0.0 | 0 | 0 |
| NFL TOTALS | | 0 | 0 | 0.0 | 0 | 0 | 0 | 0 | 0 | 0.0 | 0 | 0 |

NAJEE HARRIS' NFL POSTSEASON RETURN STATISTICS

| DATE | TEAM | KICKOFF RETURNS | | | | | PUNT RETURNS | | | | | |
|-------------------|----------|-----------------|----------|------------|----------|----------|--------------|----------|----------|------------|----------|----------|
| | | RET. | YDS. | AVG. | LG | TD | NO. | FC | YDS. | AVG. | LG | TD |
| 2021 | Steelers | 0 | 0 | 0.0 | 0 | 0 | 0 | 0 | 0 | 0.0 | 0 | 0 |
| NFL TOTALS | | 0 | 0 | 0.0 | 0 | 0 | 0 | 0 | 0 | 0.0 | 0 | 0 |

SINGLE-GAME HIGHS: RUSHING/RECEIVING

| | | | |
|-----------------|--|-----------------------|--|
| Rush Attempts | 28 vs. Cleveland Browns, Jan 03, 2022 27 at Seattle Seahawks, Dec 31, 2023 | Receiving Average | 9.7 at Cleveland Browns, Oct 31, 2021 8.6 vs. Las Vegas Raiders, Sep 19, 2021 |
| Rushing Yards | 188 vs. Cleveland Browns, Jan 03, 2022 122 at Seattle Seahawks, Dec 31, 2023 ...1 more at 122. | Longest Receptions | 32 at Houston Texans, Oct 01, 2023 25t vs. Las Vegas Raiders, Sep 19, 2021 1 at Baltimore Ravens, Jan 01, 2023 |
| Rushing Average | 6.7 vs. Cleveland Browns, Jan 03, 2022 6.6 at Cincinnati Bengals, Nov 26, 2023 | Receiving TDs | 1 vs. Tampa Bay Buccaneers, Oct 16, 2022 ...4 more at 1. |
| Longest Runs | 37t vs. Cleveland Browns, Jan 03, 2022 36 vs. New Orleans Saints, Nov 13, 2022 | All-Purpose Yards | 206 vs. Cleveland Browns, Jan 03, 2022 142 vs. Denver Broncos, Oct 10, 2021 ...1 more at 142. |
| Rushing TDs | 2 at Seattle Seahawks, Dec 31, 2023 2 vs. Cincinnati Bengals, Nov 20, 2022 | Most TDs | 2 at Seattle Seahawks, Dec 31, 2023 2 vs. Cincinnati Bengals, Nov 20, 2022 ...1 more at 2. |
| Receptions | 14 vs. Cincinnati Bengals, Sep 26, 2021 6 vs. Las Vegas Raiders, Dec 24, 2022 ...3 more at 6. | Miscellaneous Tackles | 1 vs. Las Vegas Raiders, Dec 24, 2022 1 vs. New York Jets, Oct 02, 2022 ...3 more at 1. |
| Receiving Yards | 102 vs. Cincinnati Bengals, Sep 26, 2021 46 vs. Seattle Seahawks, Oct 17, 2021 | | |

SINGLE-GAME HIGHS - POSTSEASON: RUSHING/RECEIVING

| | | | |
|-----------------|---|-------------------|---|
| Rush Attempts | 12 at Kansas City Chiefs, Jan 16, 2022 | Longest Runs | 8 at Kansas City Chiefs, Jan 16, 2022 |
| Rushing Yards | 29 at Kansas City Chiefs, Jan 16, 2022 | | 4 at Kansas City Chiefs, Jan 16, 2022 |
| Rushing Average | 2.4 at Kansas City Chiefs, Jan 16, 2022 | | 4 at Kansas City Chiefs, Jan 16, 2022 4 at Kansas City Chiefs, Jan 16, 2022 ...1 more at 4. |
| | | Receptions | 2 at Kansas City Chiefs, Jan 16, 2022 |
| | | All-Purpose Yards | 28 at Kansas City Chiefs, Jan 16, 2022 |

100-YARD RECEIVING GAMES (1): REGULAR SEASON

| DATE | TEAM | NO. | YDS. | AVG. | LG | TD |
|----------|---------|-----|------|------|----|----|
| 09/26/21 | BENGALS | 14 | 102 | 7.3 | 21 | 0 |

100-YARD RUSHING GAMES (6): REGULAR SEASON

| DATE | TEAM | ATT. | YDS. | AVG. | LG | TD |
|----------|-------------|------|------|------|-----|----|
| 10/10/21 | BRONCOS | 23 | 122 | 5.3 | 20 | 1 |
| 11/14/21 | LIONS | 26 | 105 | 4.0 | 12 | 0 |
| 01/03/22 | BROWNS | 28 | 188 | 6.7 | 37t | 1 |
| 01/01/23 | at Ravens | 22 | 111 | 5.0 | 15 | 0 |
| 12/31/23 | at Seahawks | 27 | 122 | 4.5 | 23 | 2 |
| 01/06/24 | at Ravens | 26 | 112 | 4.3 | 15 | 1 |

2023 GAME-BY-GAME REGULAR-SEASON STATISTICS (STEELERS)

| DATE | OPPONENT | P/S | RUSHING | | | | | RECEIVING | | | | | W/L | SCORE |
|--------------------|-------------|-------|------------|--------------|------------|-----------|----------|-----------|------------|------------|-----------|----------|-------------|-------|
| | | | NO. | YDS. | AVG. | LG | TD | NO. | YDS. | AVG. | LG | TD | | |
| 09/10 | 49ers | S | 6 | 31 | 5.2 | 24 | 0 | 2 | 2 | 1.0 | 4 | 0 | L | 7-30 |
| 09/18 | Browns | S | 10 | 43 | 4.3 | 21 | 0 | 1 | 0 | 0.0 | 0 | 0 | W | 26-22 |
| 09/24 | at Raiders | S | 19 | 65 | 3.4 | 17 | 0 | 0 | 0 | 0.0 | 0 | 0 | W | 23-18 |
| 10/01 | at Texans | S | 14 | 71 | 5.1 | 23 | 0 | 1 | 32 | 32.0 | 32 | 0 | L | 6-30 |
| 10/08 | Ravens | S | 14 | 37 | 2.6 | 8 | 0 | 1 | 3 | 3.0 | 3 | 0 | W | 17-10 |
| 10/22 | at Rams | S | 14 | 53 | 3.8 | 10 | 1 | 3 | 15 | 5.0 | 8 | 0 | W | 24-17 |
| 10/29 | Jaguars | S | 7 | 13 | 1.9 | 3 | 0 | 5 | 42 | 8.4 | 13 | 0 | L | 10-20 |
| 11/02 | Titans | S | 16 | 69 | 4.3 | 25 | 1 | 2 | 7 | 3.5 | 4 | 0 | W | 20-16 |
| 11/12 | Packers | S | 16 | 82 | 5.1 | 24 | 1 | 3 | 14 | 4.7 | 8 | 0 | W | 23-19 |
| 11/19 | at Browns | S | 12 | 35 | 2.9 | 17 | 0 | 1 | 1 | 1.0 | 1 | 0 | L | 10-13 |
| 11/26 | at Bengals | S | 15 | 99 | 6.6 | 22 | 1 | 0 | 0 | 0.0 | 0 | 0 | W | 16-10 |
| 12/03 | Cardinals | S | 16 | 63 | 3.9 | 11 | 0 | 2 | 14 | 7.0 | 10 | 0 | L | 10-24 |
| 12/07 | Patriots | S | 12 | 29 | 2.4 | 7 | 0 | 3 | 19 | 6.3 | 14 | 0 | L | 18-21 |
| 12/16 | at Colts | S | 12 | 33 | 2.8 | 15 | 0 | 0 | 0 | 0.0 | 0 | 0 | L | 13-30 |
| 12/23 | Bengals | S | 19 | 78 | 4.1 | 13 | 1 | 0 | 0 | 0.0 | 0 | 0 | W | 34-11 |
| 12/31 | at Seahawks | S | 27 | 122 | 4.5 | 23 | 2 | 0 | 0 | 0.0 | 0 | 0 | W | 30-23 |
| 01/06 | at Ravens | S | 26 | 112 | 4.3 | 15 | 1 | 5 | 21 | 4.2 | 7 | 0 | W | 17-10 |
| 2023 TOTALS | | 17-17 | 255 | 1,035 | 4.1 | 25 | 8 | 29 | 170 | 5.9 | 32 | 0 | 10-7 | |

2022 GAME-BY-GAME REGULAR-SEASON STATISTICS (STEELERS)

| DATE | OPPONENT | P/S | RUSHING | | | | | RECEIVING | | | | | W/L | SCORE |
|--------------------|-------------|-------|------------|--------------|------------|-----------|----------|-----------|------------|------------|-----------|----------|------------|--------|
| | | | NO. | YDS. | AVG. | LG | TD | NO. | YDS. | AVG. | LG | TD | | |
| 09/11 | at Bengals | S | 10 | 23 | 2.3 | 11 | 0 | 2 | 3 | 1.5 | 2 | 1 | W | 23-20+ |
| 09/18 | Patriots | S | 15 | 49 | 3.3 | 8 | 0 | 5 | 40 | 8.0 | 14 | 0 | L | 14-17 |
| 09/22 | at Browns | S | 15 | 56 | 3.7 | 10 | 1 | 3 | 5 | 1.7 | 9 | 0 | L | 17-29 |
| 10/02 | Jets | S | 18 | 74 | 4.1 | 16 | 0 | 0 | 0 | 0.0 | 0 | 0 | L | 20-24 |
| 10/09 | at Bills | S | 11 | 20 | 1.8 | 6 | 0 | 3 | 16 | 5.3 | 9 | 0 | L | 3-38 |
| 10/16 | Buccaneers | S | 14 | 42 | 3.0 | 14 | 0 | 2 | 7 | 3.5 | 6t | 1 | W | 20-18 |
| 10/23 | at Dolphins | S | 17 | 65 | 3.8 | 16 | 0 | 3 | 15 | 5.0 | 12 | 0 | L | 10-16 |
| 10/30 | at Eagles | S | 8 | 32 | 4.0 | 18 | 0 | 6 | 26 | 4.3 | 9 | 0 | L | 13-35 |
| 11/13 | Saints | S | 20 | 99 | 5.0 | 36 | 0 | 0 | 0 | 0.0 | 0 | 0 | W | 20-10 |
| 11/20 | Bengals | S | 20 | 90 | 4.5 | 19t | 2 | 4 | 26 | 6.5 | 12 | 0 | L | 30-37 |
| 11/28 | at Colts | S | 10 | 35 | 3.5 | 8 | 1 | 1 | 4 | 4.0 | 4 | 0 | W | 24-17 |
| 12/04 | at Falcons | S | 17 | 86 | 5.1 | 14 | 0 | 1 | 6 | 6.0 | 6 | 0 | W | 19-16 |
| 12/11 | Ravens | S | 12 | 33 | 2.8 | 8 | 1 | 2 | 17 | 8.5 | 10 | 0 | L | 14-16 |
| 12/18 | at Panthers | S | 24 | 86 | 3.6 | 10 | 1 | 0 | 0 | 0.0 | 0 | 0 | W | 24-16 |
| 12/24 | Raiders | S | 16 | 53 | 3.3 | 14 | 0 | 6 | 42 | 7.0 | 19 | 0 | W | 13-10 |
| 01/01 | at Ravens | S | 22 | 111 | 5.0 | 15 | 0 | 2 | 12 | 6.0 | 10t | 1 | W | 16-13 |
| 01/08 | Browns | S | 23 | 80 | 3.5 | 11 | 1 | 1 | 10 | 10.0 | 10 | 0 | W | 28-14 |
| 2022 TOTALS | | 17-17 | 272 | 1,034 | 3.8 | 36 | 7 | 41 | 229 | 5.6 | 19 | 3 | 9-8 | |

+ - Overtime

2021 GAME-BY-GAME REGULAR-SEASON STATISTICS (STEELERS)

| DATE | OPPONENT | P/S | RUSHING | | | | | RECEIVING | | | | | W/L/T | SCORE |
|--------------------|-------------|-------|------------|--------------|------------|------------|----------|-----------|------------|------------|------------|----------|--------------|--------|
| | | | NO. | YDS. | AVG. | LG | TD | NO. | YDS. | AVG. | LG | TD | | |
| 09/12 | at Bills | S | 16 | 45 | 2.8 | 18 | 0 | 1 | 4 | 4.0 | 4 | 0 | W | 23-16 |
| 09/19 | Raiders | S | 10 | 38 | 3.8 | 14 | 0 | 5 | 43 | 8.6 | 25t | 1 | L | 17-26 |
| 09/26 | Bengals | S | 14 | 40 | 2.9 | 20 | 0 | 14 | 102 | 7.3 | 21 | 0 | L | 10-24 |
| 10/03 | at Packers | S | 15 | 62 | 4.1 | 11 | 1 | 6 | 29 | 4.8 | 9 | 0 | L | 17-27 |
| 10/10 | Broncos | S | 23 | 122 | 5.3 | 20 | 1 | 2 | 20 | 10.0 | 14 | 0 | W | 27-19 |
| 10/17 | Seahawks | S | 24 | 81 | 3.4 | 10 | 0 | 6 | 46 | 7.7 | 12 | 1 | W | 23-20+ |
| 10/31 | at Browns | S | 26 | 91 | 3.5 | 11 | 1 | 3 | 29 | 9.7 | 20 | 0 | W | 15-10 |
| 11/08 | Bears | S | 22 | 62 | 2.8 | 13 | 1 | 3 | 16 | 5.3 | 9 | 0 | W | 29-27 |
| 11/14 | Lions | S | 26 | 105 | 4.0 | 12 | 0 | 4 | 28 | 7.0 | 10 | 0 | T | 16-16 |
| 11/21 | at Chargers | S | 12 | 39 | 3.3 | 12 | 1 | 5 | 20 | 4.0 | 7 | 0 | L | 37-41 |
| 11/28 | at Bengals | S | 8 | 23 | 2.9 | 5 | 0 | 3 | 14 | 4.7 | 12 | 0 | L | 10-41 |
| 12/05 | Ravens | S | 21 | 71 | 3.4 | 13 | 0 | 5 | 36 | 7.2 | 18 | 0 | W | 20-19 |
| 12/09 | at Vikings | S | 20 | 94 | 4.7 | 23 | 1 | 3 | 10 | 3.3 | 6 | 1 | L | 28-36 |
| 12/19 | Titans | S | 12 | 18 | 1.5 | 7 | 0 | 2 | 8 | 4.0 | 5 | 0 | W | 19-13 |
| 12/26 | at Chiefs | S | 19 | 93 | 4.9 | 21 | 0 | 5 | 17 | 3.4 | 6 | 0 | L | 10-36 |
| 01/03 | Browns | S | 28 | 188 | 6.7 | 37t | 1 | 3 | 18 | 6.0 | 13 | 0 | W | 26-14 |
| 01/09 | at Ravens | S | 11 | 28 | 2.5 | 15 | 0 | 4 | 27 | 6.8 | 11 | 0 | W | 16-13+ |
| 2021 TOTALS | | 17-17 | 307 | 1,200 | 3.9 | 37T | 7 | 74 | 467 | 6.3 | 25T | 3 | 9-7-1 | |

+ - Overtime



6

PUNTER

PRESSLEY HARVIN III

HEIGHT: 6-0
WEIGHT: 255
BORN: September 17, 1998
COLLEGE: Georgia Tech
BIRTHPLACE: Alcolu, SC
HOW ACQUIRED: D7b '21
NFL EXPERIENCE: 3rd year

PRO CAREER

- ✦ Has played in 32 games over his two-year career for the Steelers (2021-22)
- ✦ Has punted 129 times for 6,054 yards (43.6-yard average)
- ✦ Has landed 45 punts inside the 20-yard line as opposed to eight touchbacks
- ✦ Made NFL debut in Week 1 of 2021 (at Buffalo)

2022 (STEELERS)

- ✦ Punted in all 17 regular-season games
- ✦ Averaged 44.5 yards per punts on 69 punts for 3,072 yards
- ✦ Landed 20 punts inside the 20-yard line
- ✦ Recorded two punts of 69 yards (Week 2 vs. New England, Week 5 at Buffalo)
- ✦ Pinned the Falcons at their own two-yard line for their last possession of the game in a 19-16 victory in Week 13

2021 (STEELERS)

- ✦ Saw action in 15 games (two games missed were for personal reasons)
- ✦ Landed 25 punts inside the 20-yard line as a rookie
- ✦ Averaged 42.6 yards per punt on 70 punts

TRANSACTIONS

- ✦ Signed a four-year contract with Pittsburgh on May 15, 2021
- ✦ Drafted by the Steelers in the seventh round (254th overall) of the 2021 NFL Draft

COLLEGE

- ✦ Owns school records for punts in a game (13), punt yards in a game (587) and punt average in a season (48.0)
- ✦ Played in 44 career games
- ✦ Punted 210 times for 9,396 yards (44.7-yard average)
- ✦ Put together one of the most decorated individual seasons in Georgia Tech football history in 2020
- ✦ Won the 2020 Ray Guy Award as the nation's top punter
- ✦ Second Yellow Jacket to win the Ray Guy Award (joining Durant Brooks, 2007)
- ✦ First African American to win the Ray Guy Award in its 21-year history
- ✦ Unanimous first-team All-American in 2020, becoming only the third Georgia Tech player to ever earn unanimous All-America honors (joining Ken Swilling, 1990; Calvin Johnson, 2006)
- ✦ Led the nation and set Georgia Tech and Atlantic Coast Conference records with a 48.0-yard punting average in 2020
- ✦ 49% of his punts (22 of 45) traveled 50 or more yards, 47% (21 of 45) were fair caught, 40% (18 of 45) were downed inside the opponent's 20-yard line and only 17% (8 of 45) were returned
- ✦ Averaged at least 51 yards per punt three times in nine games (51.2 vs. UCF on Sept. 19, 51.0 at Boston College on Oct. 24 and 51.0 vs. Pitt on Dec. 10)
- ✦ Finished with a 44.7-yard career punting average, which ranks second in Georgia Tech history behind only Brooks (45.3)

PERSONAL

- ✦ Graduated from Georgia Tech in May 2021 with a B.S. in business administration
- ✦ Oldest of two siblings
- ✦ Began playing football at age seven
- ✦ Accomplished musician that plays multiple instruments and participated in region band two times, holding down first chair on both occasions
- ✦ Member of ACC Academic Honor Roll
- ✦ Nation's No. 4-ranked punter according to ESPN and 247Sports
- ✦ Two-time all-state honoree
- ✦ Averaged 42.5 yards per punt with a long of 72 as a senior
- ✦ Led the state in punting average as a junior and senior
- ✦ Helped lead Sumter to four straight district championships (2013-16), back-to-back regional championships (2015-16) and a state runner-up finish (2014)
- ✦ Also earned four letters in track and field and helped lead Sumter to three straight regional championships as a thrower
- ✦ Four-time academic letterwinner
- ✦ Graduated with a 3.8 grade point average

REGULAR SEASON COMPARISON: PUNTING - BUFFALO BILLS

| DATE | OPP | W/L | GP/GS | NO. | YDS. | AVG. | TB | I20 | LG |
|---------------|-----------|-----|-------|-----|------|------|----|-----|----|
| 9/12/21 | PIT @ BUF | W | P | 5 | 207 | 41.4 | 0 | 2 | 51 |
| 10/9/22 | PIT @ BUF | L | P | 4 | 163 | 40.8 | 0 | 1 | 69 |
| TOTALS | | 1/1 | 2/0 | 9 | 370 | 41.1 | 0 | 3 | 69 |

PRESSLEY HARVIN III'S NFL REGULAR SEASON PUNTING STATISTICS

| DATE | TEAM | GP | NO. | YDS. | AVG. | OPP. RET. | YDS. | NET YDS. | AVG. | TB | IN20 | LG | BK |
|-------------------|----------|-----------|------------|--------------|-------------|-----------|------------|--------------|-------------|-----------|-----------|-----------|----------|
| 2021 | Steelers | 15 | 70 | 2,982 | 42.6 | 32 | 261 | 2,661 | 38.0 | 3 | 25 | 64 | 0 |
| 2022 | Steelers | 17 | 69 | 3,072 | 44.5 | 24 | 137 | 2,835 | 41.1 | 5 | 20 | 69 | 0 |
| 2023 | Steelers | 15 | 78 | 3,419 | 43.8 | 29 | 242 | 3,057 | 39.2 | 6 | 30 | 63 | 0 |
| NFL TOTALS | | 47 | 217 | 9,473 | 43.7 | 85 | 640 | 8,553 | 39.4 | 14 | 75 | 69 | 0 |

PRESSLEY HARVIN III'S NFL POSTSEASON PUNTING STATISTICS

| DATE | TEAM | GP | NO. | YDS. | AVG. | OPP. RET. | YDS. | NET YDS. | AVG. | TB | IN20 | LG | BK |
|-------------------|----------|----------|----------|------------|-------------|-----------|-----------|------------|-------------|----------|----------|-----------|----------|
| 2021 | Steelers | 1 | 7 | 348 | 49.7 | 4 | 62 | 286 | 40.9 | 0 | 1 | 56 | 0 |
| NFL TOTALS | | 1 | 7 | 348 | 49.7 | 4 | 62 | 286 | 40.9 | 0 | 1 | 56 | 0 |

SINGLE-GAME HIGHS: PUNTER

| | | | |
|---------------------|---|-----------------------|---|
| Punts | 9 at Cleveland Browns, Nov 19, 2023 8 at Cincinnati Bengals, Sep 11, 2022 ...1 more at 8. | Net Punting Avg | 48.3 vs. Tennessee Titans, Nov 02, 2023 46.5 at Las Vegas Raiders, Sep 24, 2023 69 at Buffalo Bills, Oct 09, 2022 |
| Gross Punting Yards | 388 at Cincinnati Bengals, Sep 11, 2022 355 at Cleveland Browns, Nov 19, 2023 | Longest Punts | 69 vs. New England Patriots, Sep 18, 2022 4 at Cleveland Browns, Nov 19, 2023 |
| Gross Punting Avg | 59.5 vs. Denver Broncos, Oct 10, 2021 53.8 at Las Vegas Raiders, Sep 24, 2023 | Inside the 20 | 4 vs. Cleveland Browns, Sep 18, 2023 ...1 more at 4. |
| Net Punting Yards | 337 at Cincinnati Bengals, Sep 11, 2022 318 at Cleveland Browns, Nov 19, 2023 | Special Teams Tackles | 1 vs. Detroit Lions, Nov 14, 2021 |

SINGLE-GAME HIGHS - POSTSEASON: PUNTER

| | | | |
|---------------------|--|-----------------|--|
| Punts | 7 at Kansas City Chiefs, Jan 16, 2022 | Net Punting Avg | 40.9 at Kansas City Chiefs, Jan 16, 2022 |
| Gross Punting Yards | 348 at Kansas City Chiefs, Jan 16, 2022 | Longest Punts | 56 at Kansas City Chiefs, Jan 16, 2022 |
| Gross Punting Avg | 49.7 at Kansas City Chiefs, Jan 16, 2022 | Inside the 20 | 1 at Kansas City Chiefs, Jan 16, 2022 |
| Net Punting Yards | 286 at Kansas City Chiefs, Jan 16, 2022 | | |

2023 GAME-BY-GAME REGULAR-SEASON STATISTICS (STEELERS)

| DATE | OPPONENT | | NO. | YDS. | AVG. | OPP. RET. | YDS. | NET YDS. | AVG | TB | IN20 | LG | BK | W/L | SCORE |
|--------------------|-------------|---|-----------|-----------|--------------|-------------|-----------|------------|--------------|-------------|----------|-----------|-----------|----------|-------------|
| 09/10 | 49ers | P | 6 | 254 | 42.3 | 3 | 41 | 213 | 35.5 | 0 | 1 | 57 | 0 | L | 7-30 |
| 09/18 | Browns | P | 7 | 320 | 45.7 | 0 | 0 | 280 | 40.0 | 2 | 4 | 61 | 0 | W | 26-22 |
| 09/24 | at Raiders | P | 6 | 323 | 53.8 | 5 | 44 | 279 | 46.5 | 0 | 3 | 63 | 0 | W | 23-18 |
| 10/01 | at Texans | | | | | | | | | | | | | L | 6-30 |
| 10/08 | Ravens | | | | | | | | | | | | | W | 17-10 |
| 10/22 | at Rams | P | 5 | 218 | 43.6 | 0 | 0 | 218 | 43.6 | 0 | 2 | 55 | 0 | W | 24-17 |
| 10/29 | Jaguars | P | 6 | 257 | 42.8 | 3 | 34 | 223 | 37.2 | 0 | 0 | 52 | 0 | L | 10-20 |
| 11/02 | Titans | P | 4 | 200 | 50.0 | 2 | 7 | 193 | 48.3 | 0 | 3 | 62 | 0 | W | 20-16 |
| 11/12 | Packers | P | 5 | 224 | 44.8 | 2 | 12 | 212 | 42.4 | 0 | 3 | 56 | 0 | W | 23-19 |
| 11/19 | at Browns | P | 9 | 355 | 39.4 | 3 | 37 | 318 | 35.3 | 0 | 4 | 48 | 0 | L | 10-13 |
| 11/26 | at Bengals | P | 4 | 172 | 43.0 | 0 | 0 | 132 | 33.0 | 2 | 2 | 59 | 0 | W | 16-10 |
| 12/03 | Cardinals | P | 4 | 179 | 44.8 | 3 | 24 | 155 | 38.8 | 0 | 2 | 49 | 0 | L | 10-24 |
| 12/07 | Patriots | P | 6 | 267 | 44.5 | 0 | 0 | 247 | 41.2 | 1 | 1 | 53 | 0 | L | 18-21 |
| 12/16 | at Colts | P | 4 | 160 | 40.0 | 3 | 38 | 122 | 30.5 | 0 | 1 | 55 | 0 | L | 13-30 |
| 12/23 | Bengals | P | 5 | 194 | 38.8 | 1 | 5 | 189 | 37.8 | 0 | 1 | 42 | 0 | W | 34-11 |
| 12/31 | at Seahawks | P | 1 | 46 | 46.0 | 0 | 0 | 46 | 46.0 | 0 | 1 | 46 | 0 | W | 30-23 |
| 01/06 | at Ravens | P | 6 | 250 | 41.7 | 0 | 0 | 230 | 38.3 | 1 | 2 | 53 | 0 | W | 17-10 |
| 2023 TOTALS | | | 15 | 78 | 3,419 | 43.8 | 25 | 242 | 3,057 | 39.2 | 6 | 30 | 63 | 0 | 10-7 |

2022 GAME-BY-GAME REGULAR-SEASON STATISTICS (STEELERS)


| DATE | OPPONENT | | NO. | YDS. | AVG. | OPP. RET. | YDS. | NET YDS. | AVG | TB | IN20 | LG | BK | W/L | SCORE |
|--------------------|-------------|---|-----------|-----------|--------------|-------------|-----------|------------|--------------|-------------|----------|-----------|-----------|----------|------------|
| 09/11 | at Bengals | P | 8 | 388 | 48.5 | 5 | 31 | 337 | 42.1 | 1 | 1 | 60 | 0 | W | 23-20+ |
| 09/18 | Patriots | P | 4 | 206 | 51.5 | 3 | 21 | 165 | 41.3 | 1 | 0 | 69 | 0 | L | 14-17 |
| 09/22 | at Browns | P | 5 | 212 | 42.4 | 2 | 11 | 201 | 40.2 | 0 | 1 | 48 | 0 | L | 17-29 |
| 10/02 | Jets | P | 4 | 158 | 39.5 | 0 | 0 | 158 | 39.5 | 0 | 2 | 51 | 0 | L | 20-24 |
| 10/09 | at Bills | P | 4 | 163 | 40.8 | 0 | 0 | 163 | 40.8 | 0 | 1 | 69 | 0 | L | 3-38 |
| 10/16 | Buccaneers | P | 5 | 221 | 44.2 | 3 | 14 | 207 | 41.4 | 0 | 2 | 53 | 0 | W | 20-18 |
| 10/23 | at Dolphins | P | 6 | 251 | 41.8 | 1 | 1 | 250 | 41.7 | 0 | 2 | 57 | 0 | L | 10-16 |
| 10/30 | at Eagles | P | 4 | 180 | 45.0 | 2 | 8 | 172 | 43.0 | 0 | 1 | 55 | 0 | L | 13-35 |
| 11/13 | Saints | P | 3 | 123 | 41.0 | 0 | 0 | 123 | 41.0 | 0 | 2 | 48 | 0 | W | 20-10 |
| 11/20 | Bengals | P | 6 | 273 | 45.5 | 4 | 22 | 251 | 41.8 | 0 | 2 | 56 | 0 | L | 30-37 |
| 11/28 | at Colts | P | 4 | 182 | 45.5 | 0 | 0 | 162 | 40.5 | 1 | 2 | 54 | 0 | W | 24-17 |
| 12/04 | at Falcons | P | 2 | 85 | 42.5 | 0 | 0 | 85 | 42.5 | 0 | 1 | 47 | 0 | W | 19-16 |
| 12/11 | Ravens | P | 3 | 111 | 37.0 | 1 | 9 | 82 | 27.3 | 1 | 0 | 48 | 0 | L | 14-16 |
| 12/18 | at Panthers | P | 3 | 136 | 45.3 | 0 | 0 | 116 | 38.7 | 1 | 0 | 54 | 0 | W | 24-16 |
| 12/24 | Raiders | P | 3 | 140 | 46.7 | 1 | 13 | 127 | 42.3 | 0 | 1 | 55 | 0 | W | 13-10 |
| 01/01 | at Ravens | P | 2 | 99 | 49.5 | 1 | 2 | 97 | 48.5 | 0 | 1 | 51 | 0 | W | 16-13 |
| 01/08 | Browns | P | 3 | 144 | 48.0 | 1 | 5 | 139 | 46.3 | 0 | 1 | 57 | 0 | W | 28-14 |
| 2022 TOTALS | | | 17 | 69 | 3,072 | 44.5 | 24 | 137 | 2,835 | 41.1 | 5 | 20 | 69 | 0 | 9-8 |

+ - Overtime

2021 GAME-BY-GAME REGULAR-SEASON STATISTICS (STEELERS)

| DATE | OPPONENT | | NO. | YDS. | AVG. | OPP. RET. | YDS. | NET YDS. | AVG | TB | IN20 | LG | BK | W/L/T | SCORE |
|--------------------|-------------|---|-----------|-----------|--------------|-------------|-----------|------------|--------------|-------------|----------|-----------|-----------|----------|--------------|
| 09/12 | at Bills | P | 5 | 207 | 41.4 | 1 | 1 | 206 | 41.2 | 0 | 2 | 51 | 0 | W | 23-16 |
| 09/19 | Raiders | P | 4 | 197 | 49.3 | 2 | 26 | 171 | 42.8 | 0 | 3 | 59 | 0 | L | 17-26 |
| 09/26 | Bengals | P | 4 | 162 | 40.5 | 2 | 9 | 153 | 38.3 | 0 | 1 | 50 | 0 | L | 10-24 |
| 10/03 | at Packers | P | 3 | 102 | 34.0 | 1 | 0 | 102 | 34.0 | 0 | 1 | 45 | 0 | L | 17-27 |
| 10/10 | Broncos | P | 2 | 119 | 59.5 | 2 | 26 | 93 | 46.5 | 0 | 0 | 63 | 0 | W | 27-19 |
| 10/17 | Seahawks | P | 7 | 335 | 47.9 | 3 | 20 | 295 | 42.1 | 1 | 4 | 58 | 0 | W | 23-20+ |
| 10/31 | at Browns | P | 4 | 176 | 44.0 | 2 | 1 | 175 | 43.8 | 0 | 1 | 56 | 0 | W | 15-10 |
| 11/08 | Bears | P | 5 | 196 | 39.2 | 0 | 0 | 176 | 35.2 | 1 | 2 | 46 | 0 | W | 29-27 |
| 11/14 | Lions | P | 6 | 280 | 46.7 | 3 | 71 | 189 | 31.5 | 1 | 3 | 61 | 0 | T | 16-16 |
| 11/21 | at Chargers | P | 1 | 46 | 46.0 | 1 | -1 | 47 | 47.0 | 0 | 0 | 46 | 0 | L | 37-41 |
| 11/28 | at Bengals | P | 5 | 190 | 38.0 | 2 | 17 | 173 | 34.6 | 0 | 2 | 42 | 0 | L | 10-41 |
| 12/05 | Ravens | P | 5 | 217 | 43.4 | 2 | 12 | 205 | 41.0 | 0 | 1 | 64 | 0 | W | 20-19 |
| 12/09 | at Vikings | P | 6 | 258 | 43.0 | 3 | 31 | 227 | 37.8 | 0 | 1 | 49 | 0 | L | 28-36 |
| 12/19 | Titans | P | 5 | 199 | 39.8 | 2 | 48 | 151 | 30.2 | 0 | 1 | 51 | 0 | W | 19-13 |
| 12/26 | at Chiefs | | | | | | | | | | | | | | 10-36 |
| 01/03 | Browns | | | | | | | | | | | | | | 26-14 |
| 01/09 | at Ravens | P | 8 | 298 | 37.3 | 1 | 0 | 298 | 37.3 | 0 | 3 | 49 | 0 | W | 16-13+ |
| 2021 TOTALS | | | 15 | 70 | 2,982 | 42.6 | 27 | 261 | 2,661 | 38.0 | 3 | 25 | 64 | 0 | 9-7-1 |

+ - Overtime



71
OFFENSIVE LINEMAN
NATE HERBIG

HEIGHT: 6-4
WEIGHT: 334
BORN: July 10, 1998
COLLEGE: Stanford

BIRTHPLACE: Honolulu, HI
HOW ACQUIRED: FA '23
NFL EXPERIENCE: 5th year

PRO CAREER

- ✦ Has played in 44 games (28 starts) for Philadelphia (2019-21) and the New York Jets (2022)
- ✦ Made NFL debut in Week 15 of 2019 (at Washington)
- ✦ Made NFL starting debut in Week 1 of 2020 (at Washington)

2022 (JETS)

- ✦ Played in and started 11 regular-season games, all at right guard

2021 (EAGLES)

- ✦ Played in 16 games (five starts at right guard)
- ✦ Helped block for a Philadelphia offense that led the NFL in rushing yards (2,715) and rushing TDs (25), while ranking fourth in yards per rush (4.94)

2020 (EAGLES)

- ✦ Played in 15 games (12 starts)
- ✦ Recorded seven starts at right guard and five at left guard

2019 (EAGLES)

- ✦ Appeared in two games

TRANSACTIONS

- ✦ Signed a two-year contract with Pittsburgh on March 14, 2023
- ✦ Claimed off waivers by the Jets on May 5, 2022
- ✦ Released by Philadelphia on May 2, 2022
- ✦ Signed a one-year tender from Philadelphia on March 15, 2022
- ✦ Signed a contract with Philadelphia on April 27, 2019

COLLEGE

- ✦ Played in 33 games at Stanford (2016-18)
- ✦ Became the first true freshman to start on the offensive line since 2012
- ✦ Two-time All-Pac-12 honoree (first team in 2017, second team in 2018)
- ✦ Two-time Pac-12 All-Academic honorable mention (2017, 2018)
- ✦ Started six games at left guard as a sophomore, leading Stanford to a 6-0 record in those games

PERSONAL

- ✦ Four-year letterman at Saint Louis (HI)
- ✦ Ranked the nation's 12th-best center by Scout and 38th-best offensive guard by Rivals
- ✦ Ranked Hawaii's second-best recruit by PrepStar, fourth by Rivals, fifth by ESPN and Scout and 10th by 247Sports
- ✦ Named the 2015 Maximum Exposure Camp Offensive Line MVP
- ✦ Received the 2015 Harry Kahanui Memorial Award
- ✦ Born in Lihue, Hawaii

NATE HERBIG'S NFL REGULAR SEASON STATISTICS

| DATE | TEAM | GP | GS |
|-------------------|----------|-----------|-----------|
| 2019 | Eagles | 2 | 0 |
| 2020 | Eagles | 15 | 12 |
| 2021 | Eagles | 16 | 5 |
| 2022 | Jets | 11 | 11 |
| 2023 | Steelers | 17 | 2 |
| NFL TOTALS | | 61 | 30 |

NATE HERBIG'S NFL POSTSEASON STATISTICS

| DATE | TEAM | GP | GS |
|-------------------|--------|----------|----------|
| 2019 | Eagles | 1 | 0 |
| 2021 | Eagles | 0 | 0 |
| NFL TOTALS | | 1 | 0 |

2023 GAME-BY-GAME REGULAR-SEASON STATISTICS (STEELERS)

| DATE | OPPONENT | P/S | W/L | SCORE |
|--------------------|-------------|-------------|-------------|-------|
| 09/10 | 49ers | P | L | 7-30 |
| 09/18 | Browns | P | W | 26-22 |
| 09/24 | at Raiders | P | W | 23-18 |
| 10/01 | at Texans | S | L | 6-30 |
| 10/08 | Ravens | S | W | 17-10 |
| 10/22 | at Rams | P | W | 24-17 |
| 10/29 | Jaguars | P | L | 10-20 |
| 11/02 | Titans | P | W | 20-16 |
| 11/12 | Packers | P | W | 23-19 |
| 11/19 | at Browns | P | L | 10-13 |
| 11/26 | at Bengals | P | W | 16-10 |
| 12/03 | Cardinals | P | L | 10-24 |
| 12/07 | Patriots | P | L | 18-21 |
| 12/16 | at Colts | P | L | 13-30 |
| 12/23 | Bengals | P | W | 34-11 |
| 12/31 | at Seahawks | P | W | 30-23 |
| 01/06 | at Ravens | P | W | 17-10 |
| 2023 TOTALS | | 17-2 | 10-7 | |



51

LINEBACKER

NICK HERBIG

HEIGHT: 6-2

WEIGHT: 240

BORN: November 21, 2001

COLLEGE: Wisconsin

BIRTHPLACE: Kauai, HI

HOW ACQUIRED: D4 '23

NFL EXPERIENCE: R

PRO CAREER

- ✦ Has yet to make NFL debut

TRANSACTIONS

- ✦ Signed four-year contract with Pittsburgh on May 13, 2023
- ✦ Drafted by the Steelers in the fourth round (132nd overall) of the 2023 NFL Draft

COLLEGE

- ✦ Appeared in 31 games (31 starts) at Wisconsin (2020-22)
- ✦ Recorded 137 tackles (96 solo), 36.0 tackles for loss, 21.0 sacks, seven pass breakups, four forced fumbles and two fumble recoveries
- ✦ 2022 All-Big Ten first team (consensus)
- ✦ 2022 CBS Sports All-American second team
- ✦ 2022 Walter Camp All-American second team
- ✦ 2022 AFCA All-American second team
- ✦ 2022 Associated Press All-American third team
- ✦ Played in 11 games (11 starts) games at outside linebacker in 2022
- ✦ Led the Badgers with 11.0 sacks and 15.5 TFLs while ranking sixth on the team in tackles (47)
- ✦ Led the nation with 1.0 sacks per game
- ✦ His 15.5 TFLs led the Big Ten and ranked 18th in the country
- ✦ His 1.0 sacks per game were the most for a Badger since Tarek Saleh in 1996
- ✦ His 11.0 sacks were the most in a single season for Wisconsin since Zack Baun recorded 12.5 in 2019
- ✦ Began the season with a 2.0-sack performance vs. Illinois State
- ✦ Recorded sacks vs. Washington State and New Mexico State
- ✦ Registered seven solo tackles and a sack at Northwestern
- ✦ Totaled 3.0 TFLs and 2.0 sacks vs. Maryland
- ✦ Dominant at Iowa, totaling 3.0 sacks, eight tackles and a forced fumble

PERSONAL

- ✦ Four-star recruit by 247 Sports, ESPN and Rivals
- ✦ All-Hawaii Open Division Defensive Player of the Year as a senior in 2019
- ✦ Earned invitation to 2020 Polynesian Bowl
- ✦ Two-time all-state selection
- ✦ Led Saint Louis School to four consecutive Open Division state championships
- ✦ Also played basketball in high school
- ✦ Coach was Cal Lee
- ✦ Parents are Robyn and Bruce Herbig
- ✦ Has two brothers, Jake and Nate
- ✦ Brother Nate played football at Stanford and is currently a guard for the Pittsburgh Steelers
- ✦ Moved into his grandparents' house before high school to play at famed Saint Louis School in Honolulu, which produced Marcus Mariota, Tua Tagovailoa and others
- ✦ Lived away from his parents (who lived on the island of Oahu)

NICK HERBIG'S NFL REGULAR SEASON DEFENSIVE STATISTICS


| DATE | TEAM | GP | GS | TACKLES | | | | | | | INTERCEPTIONS | | | | | O. FUMB | | | | | ST | | | MISC | | |
|-------------------|----------|-----------|----------|-----------|-----------|----------|----------|-----------|------------|-------------|---------------|----------|----------|----------|----------|----------|----------|----------|----------|----------|----------|----------|----------|----------|----------|----------|
| | | | | TK | S | A | TFL | YDS | SK | YDS | QBH | NO | YDS | LG | TD | PD | FF | FR | TD | YDS | TK | S | A | FF | FR | S |
| 2023 | Steelers | 17 | 0 | 22 | 15 | 7 | 5 | 18 | 3.0 | 24.0 | 3 | 0 | 0 | 0 | 0 | 2 | 1 | 0 | 0 | 5 | 4 | 1 | 0 | 0 | 0 | 0 |
| NFL TOTALS | | 17 | 0 | 22 | 15 | 7 | 5 | 18 | 3.0 | 24.0 | 3 | 0 | 0 | 0 | 0 | 2 | 1 | 0 | 0 | 5 | 4 | 1 | 0 | 0 | 0 | 0 |

SINGLE-GAME HIGHS: DEFENSIVE

- | | |
|--|--|
| <p>Total Tackles 6 vs. New England Patriots, Dec 07, 2023 3 vs. Cincinnati Bengals, Dec 23, 2023 ...1 more at 3.</p> <p>Solo Tackles 4 vs. New England Patriots, Dec 07, 2023 2 vs. Cincinnati Bengals, Dec 23, 2023 ...2 more at 2.</p> <p>Forced Fumbles 1 vs. Jacksonville Jaguars, Oct 29, 2023</p> | <p>Tackles For Loss 1 vs. Jacksonville Jaguars, Oct 29, 2023 1 at Los Angeles Rams, Oct 22, 2023</p> <p>Special Teams Tackles 1 vs. New England Patriots, Dec 07, 2023 1 at Cleveland Browns, Nov 19, 2023 ...3 more at 1.</p> |
|--|--|

2023 GAME-BY-GAME REGULAR-SEASON STATISTICS (STEELERS)

| DATE | OPPONENT | P/S | TACKLES | | | | | | | INTERCEPTIONS | | | | | O. FUMB | | | ST | | | | MISC | | SCORE | | | | |
|--------------------|-------------|-----|-------------|-----------|-----------|----------|------------|-------------|----------|---------------|----------|----------|----------|----------|----------|----------|----------|----------|----------|----------|----------|----------|----------|----------|----------|----------|----------|-------------|
| | | | TK | S | A | SK | YDS | TFL | YDS | QBH | NO | YDS | LG | TD | PD | FF | FR | TD | YDS | TK | S | A | FF | | FR | S | A | W/L |
| 09/10 | 49ers | P | 1 | 0 | 1 | 0.0 | 0.0 | 0 | 0 | 0 | 0 | 0 | 0 | 0 | 0 | 0 | 0 | 0 | 0 | 0 | 0 | 0 | 0 | 0 | 0 | 0 | L | 7-30 |
| 09/18 | Browns | P | 3 | 2 | 1 | 0.0 | 0.0 | 0 | 0 | 0 | 0 | 0 | 0 | 0 | 0 | 0 | 0 | 0 | 0 | 0 | 0 | 0 | 0 | 0 | 0 | 0 | W | 26-22 |
| 09/24 | at Raiders | P | 0 | 0 | 0 | 0.0 | 0.0 | 0 | 0 | 0 | 0 | 0 | 0 | 0 | 0 | 0 | 0 | 0 | 0 | 0 | 0 | 0 | 0 | 0 | 0 | 0 | W | 23-18 |
| 10/01 | at Texans | P | 0 | 0 | 0 | 0.0 | 0.0 | 0 | 0 | 0 | 0 | 0 | 0 | 0 | 0 | 0 | 0 | 0 | 0 | 0 | 0 | 0 | 0 | 0 | 0 | 0 | L | 6-30 |
| 10/08 | Ravens | P | 0 | 0 | 0 | 0.0 | 0.0 | 0 | 0 | 0 | 0 | 0 | 0 | 0 | 0 | 0 | 0 | 0 | 0 | 0 | 0 | 0 | 0 | 0 | 0 | 0 | W | 17-10 |
| 10/22 | at Rams | P | 2 | 2 | 0 | 1.0 | 6.0 | 1 | 6 | 1 | 0 | 0 | 0 | 0 | 0 | 0 | 0 | 0 | 0 | 0 | 0 | 0 | 0 | 0 | 0 | 0 | W | 24-17 |
| 10/29 | Jaguars | P | 1 | 1 | 0 | 0.0 | 0.0 | 1 | 0 | 0 | 0 | 0 | 0 | 0 | 0 | 0 | 0 | 0 | 0 | 0 | 0 | 0 | 0 | 0 | 0 | 0 | L | 10-20 |
| 11/02 | Titans | P | 0 | 0 | 0 | 0.0 | 0.0 | 0 | 0 | 0 | 0 | 0 | 0 | 0 | 0 | 0 | 0 | 0 | 0 | 0 | 0 | 0 | 0 | 0 | 0 | 0 | W | 20-16 |
| 11/12 | Packers | P | 0 | 0 | 0 | 0.0 | 0.0 | 0 | 0 | 0 | 0 | 0 | 0 | 0 | 0 | 0 | 0 | 0 | 0 | 0 | 0 | 0 | 0 | 0 | 0 | 0 | W | 23-19 |
| 11/19 | at Browns | P | 1 | 0 | 1 | 0.0 | 0.0 | 0 | 0 | 0 | 0 | 0 | 0 | 0 | 0 | 0 | 0 | 0 | 0 | 0 | 0 | 0 | 0 | 0 | 0 | 0 | L | 10-13 |
| 11/26 | at Bengals | P | 1 | 1 | 0 | 1.0 | 9.0 | 1 | 9 | 1 | 0 | 0 | 0 | 0 | 0 | 0 | 0 | 0 | 0 | 0 | 0 | 0 | 0 | 0 | 0 | 0 | W | 16-10 |
| 12/03 | Cardinals | P | 1 | 1 | 0 | 0.0 | 0.0 | 1 | 2 | 0 | 0 | 0 | 0 | 0 | 0 | 0 | 0 | 0 | 0 | 0 | 0 | 0 | 0 | 0 | 0 | 0 | L | 10-24 |
| 12/07 | Patriots | P | 6 | 4 | 2 | 0.0 | 0.0 | 1 | 1 | 0 | 0 | 0 | 0 | 0 | 0 | 0 | 0 | 0 | 0 | 0 | 0 | 0 | 0 | 0 | 0 | 0 | L | 18-21 |
| 12/16 | at Colts | P | 2 | 1 | 1 | 0.0 | 0.0 | 0 | 0 | 0 | 0 | 0 | 0 | 0 | 0 | 0 | 0 | 0 | 0 | 0 | 0 | 0 | 0 | 0 | 0 | 0 | L | 13-30 |
| 12/23 | Bengals | P | 3 | 2 | 1 | 0.0 | 0.0 | 0 | 0 | 0 | 0 | 0 | 0 | 0 | 0 | 0 | 0 | 0 | 0 | 0 | 0 | 0 | 0 | 0 | 0 | 0 | W | 34-11 |
| 12/31 | at Seahawks | P | 1 | 1 | 0 | 1.0 | 9.0 | 0 | 0 | 1 | 0 | 0 | 0 | 0 | 0 | 1 | 1 | 0 | 0 | 0 | 0 | 0 | 0 | 0 | 0 | 0 | W | 30-23 |
| 01/06 | at Ravens | P | 0 | 0 | 0 | 0.0 | 0.0 | 0 | 0 | 0 | 0 | 0 | 0 | 0 | 0 | 0 | 0 | 0 | 0 | 0 | 0 | 0 | 0 | 0 | 0 | 0 | W | 17-10 |
| 2023 TOTALS | | | 17-0 | 22 | 15 | 7 | 3.0 | 24.0 | 5 | 18 | 3 | 0 | 0 | 0 | 0 | 0 | 2 | 1 | 0 | 0 | 5 | 4 | 1 | 0 | 0 | 0 | 0 | 10-7 |



97

DEFENSIVE TACKLE

CAMERON HEYWARD

HEIGHT: 6-5

WEIGHT: 295

BORN: May 6, 1989

COLLEGE: Ohio State

BIRTHPLACE: Pittsburgh, PA

HOW ACQUIRED: DT '11

NFL EXPERIENCE: 13th year

AP AP AP
1ST TEAM 1ST TEAM 1ST TEAM

'17 '19 '21 '17 '18 '19 '20 '21 '22

PRO CAREER

- ✦ Eight-time team captain (2015, 2016, 2017, 2018, 2019, 2020, 2021, 2022)
- ✦ Six-time Pro Bowler (2017, 2018, 2019, 2020, 2021, 2022)
- ✦ Three-time Associated Press First Team All-Pro (2017, 2019, 2021)
- ✦ Five-time Steelers' Walter Payton Man of the Year (2015, 2017, 2018, 2021, 2022)
- ✦ Three-time recipient of the Pro Football Writers' "The Chief Award" (2014, 2019 and 2021), which was established in honor of the Steelers' founder, Arthur J. Rooney, Sr., and is presented annually to the Steeler that best exemplifies the spirit of cooperation with the media
- ✦ Joined Joe Greene (four times) as the only interior defensive linemen (DT-NT) in franchise history to be voted Associated Press first-team All-Pro more than once
- ✦ His 78.5 career sacks are the most by a Steelers' defensive lineman since 1982, second-most by a Steeler since 1982, second-most by an active NFL defensive tackle and ninth-most by a defensive tackle in League history
- ✦ Only defensive lineman in franchise history with 9.0 or more sacks in at least five seasons (2017, 2018, 2019, 2021, 2022) and 10.0 or more sacks in at least three seasons (2017, 2021, 2022)
- ✦ His three seasons of 10.0 or more sacks and seven seasons of 7.0 or more sacks are both tied for fourth-most by a defensive tackle since 1982
- ✦ Has played in 183 games (148 starts) over his 12-year NFL career
- ✦ Registered 614 tackles (379 solo), 172 quarterback hits, 112 tackles for loss, 78.5 sacks, 46 passes defended, eight forced fumbles, seven fumble recoveries and two interceptions
- ✦ Has registered 14 multi-sack games in his NFL regular-season career, which ranks tied for fifth in franchise history
- ✦ His 112 tackles for loss are third-most by an active NFL defensive tackle
- ✦ His 614 tackles are second-most by an active NFL defensive tackle
- ✦ His 46 passes defended are the most among active NFL defensive tackles
- ✦ Made NFL debut in Week 1 of 2011 (at Baltimore)
- ✦ Made NFL starting debut in Week 3 of 2013 (vs. Chicago)

2022 (STEELERS)

- ✦ Started all 17 regular-season games
- ✦ Registered 74 sacks (39 solo), 10.5 sacks, 14 tackles for loss, four passes defended, one forced fumble and one fumble recovery
- ✦ Tied his career high in quarterback hits (23) set in 2019
- ✦ Ranked first on the team in QB hits and tackles for loss and second on the team in sacks
- ✦ Named a defensive captain for the eighth consecutive season
- ✦ Named the Steelers' 2022 Walter Payton Man of the Year, an award that recognizes a player's off-the-field community service as well as his playing excellence
- ✦ Became the only defensive tackle in the NFL with 10.0 or more sacks in each of the last two seasons and the 10th defensive tackle in NFL history since 1982 to have 10.0 or more sacks in consecutive seasons
- ✦ Registered three multi-sack games to mark 14 multi-sack games in his career
- ✦ Was named the AFC Defensive Player of the Week for his performance in Week 16 vs. Las Vegas (seven total tackles, four solo tackles, 2.0 sacks, three tackles for loss, two QB hits and one pass defended)
- ✦ Also received the NFL's Way to Play Award following Week 16, which recognizes NFL players who exemplify proper technique to make impactful plays and awards them a \$5,000 equipment grant to be given to a local youth or high school football program
- ✦ Recorded eight tackles (three solo), 2.0 sacks, four QB hits, two tackles for loss and one pass defended in the Week 18 victory over Cleveland

2021 (STEELERS)

- ✦ Started all 17 regular-season games
- ✦ Finished with a career-high 89 tackles (53 solo) along with 10.0 sacks, 17 quarterback hits, 15 tackles for loss, nine passes defended, one interception, one forced fumble and one fumble recovery
- ✦ Named a defensive captain for the seventh consecutive time
- ✦ Named the Steelers' 2021 Walter Payton Man of the Year, an award that recognizes a player's off-the-field community service as well as his playing excellence
- ✦ Surpassed Joey Porter for the fifth-most sacks in team history (60.5) in Week 8 at Cleveland
- ✦ Tied for the team lead with nine passes defended
- ✦ Recorded his second career interception in Week 9 vs Chicago when he picked off QB Justin Fields
- ✦ Recorded the 11th multi-sack game of his career in Week 10 vs Detroit
- ✦ Recorded his 10th sack of the season in Week 18 at Baltimore, securing his second career double-digit sack season (had 12.0 in 2017)
- ✦ Became one of just 13 players in league history to have at least 10 sacks and nine passes defended in a season

2020 (STEELERS)

- ✦ Named a defensive captain for the sixth consecutive time
- ✦ Started all 15 games he played in during the regular season and one playoff game
- ✦ Recorded 54 tackles, 4.0 sacks, 19 quarterback hits, seven tackles for a loss and three passes defended
- ✦ Registered the first interception of his career in Week 1 at New York Giants (game 135 and start 100)
- ✦ His interception halted a Giants' drive that opened at its own 9-yard line and marched 87 yards on 19 plays, taking New York down to the Steelers' 4-yard line

2019 (STEELERS)

- ✦ Named a defensive captain for the fifth consecutive season
- ✦ Started all 16 games
- ✦ Recorded 83 tackles (51 solo), 9.0 sacks, a career-high 23 quarterback hits, 11 tackles for a loss and six passes defended
- ✦ Ranked second on the team in quarterback hits, third in sacks and third in TFLs
- ✦ Led all NFL defensive linemen in tackles
- ✦ His 83 tackles were the most by a Steelers defensive lineman since Donald Evans had 84 in 1993
- ✦ Registered seven or more tackles in three different games
- ✦ His 23 quarterback hits were the second-most among all defensive tackles in the NFL
- ✦ Recorded three or more quarterback hits in three separate games
- ✦ Joined Aaron Donald as the only defensive tackles in the League with at least three QB hits in three or more games
- ✦ His 9.0 sacks were the second-most among all defensive tackles in the NFL
- ✦ His 11 TFLs were the fourth-most among all defensive tackles in the NFL

2018 (STEELERS)

- ✦ Named a defensive team captain for the fourth straight season
- ✦ Started all 16 regular season games for the third time in his career
- ✦ Named the Steelers' 2018 Walter Payton Man of the Year, an award that recognizes a player's off-the-field community service as well as his playing excellence
- ✦ Finished the season with 51 tackles (29 solo), 8.0 sacks (second on the team), 18 quarterback hits (second on the team), 10 tackles for loss, three pass breakups, one forced fumble and one fumble recovery
- ✦ Surpassed Aaron Smith for the second-most sacks by a Steelers defensive lineman and seventh-most sacks by a Steeler since sacks became an official statistic in 1982

2017 (STEELERS)

- ✦ Named a defensive team captain for the third straight season
- ✦ Started all 15 of the regular-season games he played in
- ✦ Named the Steelers' 2017 Walter Payton Man of the Year, an award that recognizes a player's off-the-field community service as well as his playing excellence
- ✦ Finished the season with a career-high 12.0 sacks, 45 tackles (30 solo), 22 quarterback hits, a career-high 16 tackles for loss, three passes defended, two forced fumbles and one fumble recovery
- ✦ Recorded four multi-sack performances, tying for most in the League
- ✦ His 12.0 sacks tied for third-most among AFC defensive linemen and tied for sixth among all NFL defensive linemen in sacks
- ✦ Named AFC Defensive Player of the Week for his Week 4 performance at Baltimore (10/1)
- ✦ Registered the third multi-sack game in his regular-season career and credited with a forced fumble and fumble recovery
- ✦ Named AFC Defensive Player of the Week for his Week 12 performance vs. Green Bay (11/26)
- ✦ Registered the fifth game of his regular-season career with multiple sacks and added six tackles (three solo), two tackles for losses and three quarterback hits
- ✦ Surpassed Clark Haggans (32.0) for the 10th-most sacks by a Steeler since sacks became an official statistic in 1982
- ✦ Established a single-game high for sacks in the first half of a game with 2.0 at Houston in Week 16
- ✦ First Steelers defensive lineman to record at least 2.0 sacks in the first half of a game since Nov. 9, 2009 (Brett Keisel at Denver)
- ✦ Surpassed Lawrence Timmons and Kevin Greene (35.5) for the eighth-most sacks by a Steeler since sacks became an official statistic in 1982

2016 (STEELERS)

- ✦ Named a defensive team captain for the second straight season
- ✦ Started seven games during the regular season
- ✦ Inactive for two games due to a left hamstring injury (10/16 at Miami and 10/23 vs. New England)
- ✦ Placed on the team's Reserve/Injured List due to a pectoral injury on November 19, and missed the remainder of the regular season and postseason
- ✦ Recorded a single-game career-high 3.0 sacks in Week 4 vs. Kansas City
- ✦ Became the fourth defensive end in franchise history to record at least 3.0 sacks in a single game and the first since Ray Seals in 1994 (11/6 at Houston) since sacks became an official statistic in 1982

2015 (STEELERS)

- ✦ Named a defensive team captain for the first time in his career
- ✦ Started all 16 regular-season games for the second consecutive season
- ✦ Named the Steelers' 2015 Walter Payton Man of the Year, an award that recognizes a player's off-the-field community service as well as his playing excellence
- ✦ Led the team with 7.0 sacks during the regular season along with 54 tackles (39 solo), 15 tackles for loss, 13 quarterback hits, two passes defended and one forced fumble
- ✦ Recorded at least 5.0 sacks in three straight seasons, becoming the second defensive end (Keith Willis) to record 5.0 sacks in three or more consecutive seasons since sacks became an official statistic in 1982
- ✦ Started both postseason contests
- ✦ Recorded a strip sack in the second quarter of the Wild Card victory Cincinnati, the first sack and forced fumble of his career in the postseason

2014 (STEELERS)

- ✦ Started all 16 games during the regular season for the first time in his career
- ✦ Set a then career-high with 7.5 sacks on the season along with 53 tackles (33 solo), 16 quarterback hits, 11 tackles for loss and four passes defended
- ✦ Became the first defensive lineman to lead or tie for the team lead in sacks since Aaron Smith (2004)
- ✦ Recorded 1.5 sacks in Week 16 vs. Kansas City, the first multi-sack game of his career and the first Steelers' defensive end to record a multi-sack game since Brett Keisel (12/23/12 vs. Cincinnati)
- ✦ Started the lone postseason contest

2013 (STEELERS)

- ✦ Played in all 16 games, making a then career-best 13 starts
- ✦ Started his first career game in Week 3 vs. Chicago
- ✦ Recorded 5.0 sacks on the season, his first season with at least five quarterback takedowns
- ✦ Added on 59 tackles (35 solo), 10 quarterback hits, seven tackles for loss and seven passes defended
- ✦ Recorded a career-high 10 tackles, and one sack, in Week 14 vs. Miami

2012 (STEELERS)

- ✦ Saw action on the defensive line and on special teams in all 16 contests
- ✦ Recorded 20 tackles (13 solo), 1.5 sacks, three quarterback hits and two tackles for loss

2011 (STEELERS)

- ✦ Saw action in all 16 regular-season games and the lone postseason contest in his rookie season
- ✦ Totaled 11 tackles (10 solo), 1.0 sack, three quarterback hits, one forced fumble and one pass defensed
- ✦ Registered his first career sack and forced fumble in the fourth quarter in Week 5 vs. Tennessee

TRANSACTIONS

- ✦ Signed four-year contract extension with Pittsburgh on Sept. 6, 2020
- ✦ Signed six-year contract with the Steelers on July 16, 2015
- ✦ Pittsburgh exercised fifth-year option on April 22, 2014
- ✦ Signed four-year contract with the Steelers on July 29, 2011
- ✦ Drafted by Pittsburgh in the first round (31st overall) of the 2011 NFL Draft

COLLEGE

- ✦ Started 46-of-52 games at Ohio State (2007-10)
- ✦ Recorded 163 tackles, 37.5 tackles for loss, 15.0 sacks and six quarterback pressures
- ✦ Recovered two fumbles, including one in the end zone for a touchdown
- ✦ Had one interception, and he returned it 80 yards, which, at the time, ranked as the seventh longest return by a Buckeye in school history and the longest interception return by a defensive lineman
- ✦ Forced two fumbles
- ✦ Earned first-team All-Big Ten Conference honors and the Bill Willis Award, given by the OSU coaches to the team's Outstanding Defensive Player in 2010
- ✦ Earned second-team All-Big Ten Conference honors and was the recipient of the Jack Stephenson Award, given by the coaching staff to the team's outstanding defensive lineman in 2009
- ✦ Garnered Freshman All-American honors from Rivals.com, Scout.com and The Sporting News in 2007
- ✦ Graduated with a degree in human development

PERSONAL

- ✦ Attended Peachtree Ridge High School (Suwanee, Ga.)
- ✦ Named 2006 Georgia Class 5A Defensive Player of the Year, helping Peachtree Ridge capture the state championship as a senior
- ✦ Totaled 88 tackles and 11.0 sacks during his senior campaign
- ✦ Son of former NFL and University of Pittsburgh running back Craig "Ironhead" Heyward and Charlotte Heyward Blackwell
- ✦ Cameron's stepfather, Cory Blackwell, played football at Wisconsin
- ✦ Married to Allie
- ✦ Couple has one son, Callen Grey, and two daughters, Chloe and Caia
- ✦ Started his foundation, "The Heyward House" in May 2015
- ✦ Full name: Cameron Phillips Heyward

COMMUNITY

- ✦ Five-time Steelers Walter Payton Man of the Year (2015, 2017, 2018, 2021, 2022)
- ✦ Created his foundation, The Heyward House, in 2015, which supports Pittsburghers in need through a variety of programs and partnerships
- ✦ Began the Rufus and Judy Jordan Literacy Program in 2020, and as part of the program, built Little Free Libraries where he stocks books in under-served communities
- ✦ Built the Heyward Performance Center field house for his high school, Peachtree Ridge, in 2020
- ✦ Created a birthday club, Cam's Birthday Bash, where every year on his birthday, he throws a birthday party at Dave and Buster's complete with food, games and gifts, for children who often don't get the opportunity to celebrate their birthdays
- ✦ Through Craig's Closet, a program he named after his father, high school boys in the Pittsburgh area with free dress clothes for interviews, internships, banquets, and more
- ✦ Partners with Blessings in a Backpack to provide backpacks of food for students to take home over the weekend
- ✦ Began Voices of Hope Scholarship to provide brain tumor patients, or the family members of those affected by a brain tumor diagnosis, the opportunity to pursue a post-secondary education
- ✦ Annually treats 200 families per year to Thanksgiving dinner through his food distribution with Greater Pittsburgh Food Bank
- ✦ Has donated \$150,000 over the last two seasons to the Steelers Social Justice Fund
- ✦ Serves on the Steelers Social Justice Committee and led one of the Social Justice Film Series nights

REGULAR SEASON COMPARISON: DEFENSIVE - BUFFALO BILLS

| DATE | OPP | W/L | GP/GS | TACKLES | | | | | SACK | YDS. | INT | TFL | PD | QBH | TD | MISC | | |
|---------------|-------------|-----|-------|---------|------|------|------|------|------|------|-----|-----|----|-----|----|------|----|--|
| | | | | TOT | SOLO | ASST | ASST | ASST | | | | | | | | FF | FR | |
| 11/10/13 | PIT vs. BUF | W | S | 6 | 5 | 1 | 1.0 | 11.0 | 0 | 1 | 0 | 1 | 0 | 0 | 0 | 0 | | |
| 12/15/19 | PIT vs. BUF | L | S | 9 | 5 | 4 | 0.0 | 0.0 | 0 | 0 | 1 | 1 | 0 | 0 | 0 | | | |
| 12/13/20 | PIT @ BUF | L | S | 3 | 2 | 1 | 0.0 | 0.0 | 0 | 0 | 1 | 0 | 0 | 0 | 0 | | | |
| 9/12/21 | PIT @ BUF | W | S | 4 | 2 | 2 | 1.0 | 6.0 | 0 | 1 | 2 | 1 | 0 | 1 | 1 | | | |
| 10/9/22 | PIT @ BUF | L | S | 5 | 1 | 4 | 0.0 | 0.0 | 0 | 0 | 0 | 0 | 0 | 1 | 0 | | | |
| TOTALS | | 2/3 | 5/5 | 27 | 15 | 12 | 2.0 | 17.0 | 0 | 2 | 4 | 3 | 0 | 2 | 1 | | | |

CAMERON HEYWARD'S NFL REGULAR SEASON DEFENSIVE STATISTICS

| DATE | TEAM | GP | GS | TK | S | A | TACKLES | | | | INTERCEPTIONS | | | | O. FUMB | | | ST | | | MISC | | | | | | | | |
|------------|----------|-----|-----|-----|-----|-----|---------|-----|------|-------|---------------|----|-----|----|---------|----|----|----|----|-----|------|---|---|----|----|---|---|---|---|
| | | | | | | | TFL | YDS | SK | YDS | QBH | NO | YDS | LG | TD | PD | FF | FR | TD | YDS | TK | S | A | FF | FR | S | A | | |
| 2011 | Steelers | 16 | 0 | 11 | 10 | 1 | 0 | 0 | 1.0 | 8.0 | 3 | 0 | 0 | 0 | 0 | 1 | 1 | 0 | 0 | 0 | 0 | 0 | 0 | 0 | 0 | 0 | 0 | 0 | 0 |
| 2012 | Steelers | 16 | 0 | 20 | 13 | 7 | 2 | 0 | 1.5 | 5.0 | 3 | 0 | 0 | 0 | 0 | 0 | 0 | 0 | 0 | 0 | 0 | 0 | 0 | 0 | 0 | 0 | 0 | 0 | 0 |
| 2013 | Steelers | 16 | 13 | 59 | 35 | 24 | 7 | 51 | 5.0 | 41.0 | 10 | 0 | 0 | 0 | 0 | 4 | 0 | 1 | 0 | 8 | 0 | 0 | 0 | 0 | 0 | 0 | 0 | 0 | 0 |
| 2014 | Steelers | 16 | 16 | 53 | 33 | 20 | 11 | 54 | 7.5 | 47.0 | 16 | 0 | 0 | 0 | 0 | 7 | 0 | 0 | 0 | 0 | 0 | 0 | 0 | 0 | 0 | 0 | 0 | 0 | 0 |
| 2015 | Steelers | 16 | 16 | 54 | 39 | 15 | 15 | 69 | 7.0 | 35.0 | 13 | 0 | 0 | 0 | 0 | 2 | 1 | 0 | 0 | 0 | 0 | 0 | 0 | 0 | 0 | 0 | 0 | 0 | 0 |
| 2016 | Steelers | 7 | 7 | 21 | 17 | 4 | 4 | 18 | 3.0 | 16.0 | 5 | 0 | 0 | 0 | 0 | 4 | 0 | 1 | 0 | 1 | 0 | 0 | 0 | 0 | 0 | 0 | 0 | 0 | 0 |
| 2017 | Steelers | 15 | 15 | 45 | 30 | 15 | 16 | 78 | 12.0 | 71.0 | 22 | 0 | 0 | 0 | 0 | 3 | 2 | 1 | 0 | 0 | 0 | 0 | 0 | 0 | 0 | 0 | 0 | 0 | 0 |
| 2018 | Steelers | 16 | 16 | 51 | 29 | 22 | 10 | 55 | 8.0 | 60.0 | 18 | 0 | 0 | 0 | 0 | 3 | 1 | 1 | 0 | 0 | 0 | 0 | 0 | 0 | 0 | 0 | 0 | 0 | 0 |
| 2019 | Steelers | 16 | 16 | 83 | 51 | 32 | 11 | 53 | 9.0 | 61.0 | 23 | 0 | 0 | 0 | 0 | 6 | 1 | 0 | 0 | 0 | 0 | 0 | 0 | 0 | 0 | 0 | 0 | 0 | 0 |
| 2020 | Steelers | 15 | 15 | 54 | 30 | 24 | 7 | 20 | 4.0 | 28.5 | 19 | 1 | 0 | 0 | 0 | 3 | 0 | 0 | 0 | 0 | 0 | 0 | 0 | 0 | 0 | 0 | 0 | 0 | 0 |
| 2021 | Steelers | 17 | 17 | 89 | 53 | 36 | 15 | 58 | 10.0 | 55.5 | 17 | 1 | 0 | 0 | 0 | 9 | 1 | 1 | 0 | 0 | 0 | 0 | 0 | 0 | 0 | 0 | 0 | 0 | 0 |
| 2022 | Steelers | 17 | 17 | 74 | 39 | 35 | 14 | 58 | 10.5 | 72.5 | 23 | 0 | 0 | 0 | 0 | 4 | 1 | 1 | 0 | 0 | 0 | 0 | 0 | 0 | 0 | 0 | 0 | 0 | 0 |
| 2023 | Steelers | 11 | 11 | 33 | 25 | 8 | 6 | 22 | 2.0 | 14.0 | 3 | 0 | 0 | 0 | 0 | 1 | 0 | 0 | 0 | 0 | 0 | 0 | 0 | 0 | 0 | 0 | 0 | 0 | 0 |
| NFL TOTALS | | 194 | 159 | 647 | 404 | 243 | 118 | 536 | 80.5 | 514.5 | 175 | 2 | 0 | 0 | 0 | 47 | 8 | 7 | 0 | 9 | 0 | 0 | 0 | 0 | 0 | 0 | 0 | 0 | 0 |

CAMERON HEYWARD'S NFL POSTSEASON DEFENSIVE STATISTICS

| DATE | TEAM | GP | GS | TK | S | A | TACKLES | | | | INTERCEPTIONS | | | | O. FUMB | | | ST | | | MISC | | | | | | | | |
|------------|----------|----|----|----|----|---|---------|-----|------|------|---------------|----|-----|----|---------|----|----|----|----|-----|------|---|---|----|----|---|---|---|---|
| | | | | | | | TFL | YDS | SK | YDS | QBH | NO | YDS | LG | TD | PD | FF | FR | TD | YDS | TK | S | A | FF | FR | S | A | | |
| 2011 | Steelers | 1 | 0 | 4 | 3 | 1 | 0 | 0 | 0.0 | 0.0 | 0 | 0 | 0 | 0 | 0 | 0 | 0 | 0 | 0 | 0 | 0 | 0 | 0 | 0 | 0 | 0 | 0 | 0 | 0 |
| 2014 | Steelers | 1 | 1 | 2 | 2 | 0 | 0 | 0 | 0.0 | 0.0 | 2 | 0 | 0 | 0 | 0 | 0 | 0 | 0 | 0 | 0 | 0 | 0 | 0 | 0 | 0 | 0 | 0 | 0 | 0 |
| 2015 | Steelers | 2 | 2 | 1 | 1 | 0 | 0 | 1.0 | 11.0 | 4 | 0 | 0 | 0 | 0 | 0 | 1 | 0 | 0 | 0 | 0 | 0 | 0 | 0 | 0 | 0 | 0 | 0 | 0 | 0 |
| 2017 | Steelers | 1 | 1 | 1 | 1 | 0 | 1 | 2 | 0.0 | 0.0 | 0 | 0 | 0 | 0 | 0 | 0 | 0 | 0 | 0 | 0 | 0 | 0 | 0 | 0 | 0 | 0 | 0 | 0 | 0 |
| 2020 | Steelers | 1 | 1 | 1 | 1 | 0 | 0 | 0 | 0.0 | 0.0 | 0 | 0 | 0 | 0 | 0 | 1 | 0 | 0 | 0 | 0 | 0 | 0 | 0 | 0 | 0 | 0 | 0 | 0 | 0 |
| 2021 | Steelers | 1 | 1 | 4 | 2 | 2 | 0 | 0 | 0.0 | 0.0 | 0 | 0 | 0 | 0 | 0 | 1 | 0 | 0 | 0 | 0 | 0 | 0 | 0 | 0 | 0 | 0 | 0 | 0 | 0 |
| NFL TOTALS | | 7 | 6 | 13 | 10 | 3 | 1 | 2 | 1.0 | 11.0 | 6 | 0 | 0 | 0 | 0 | 1 | 2 | 0 | 0 | 0 | 0 | 0 | 0 | 0 | 0 | 0 | 0 | 0 | 0 |

SINGLE-GAME HIGHS: DEFENSIVE

| | | | |
|------------------------|---|----------------------------------|--|
| Total Tackles | 10 vs. Miami Dolphins, Dec 08, 2013 9 vs. Seattle Seahawks, Oct 17, 2021 ...1 more at 9. | Fumble Recoveries | 1 at Cincinnati Bengals, Sep 11, 2022 1 at Buffalo Bills, Sep 12, 2021 ...5 more at 1. |
| Solo Tackles | 7 vs. Kansas City Chiefs, Oct 02, 2016 7 vs. Baltimore Ravens, Oct 01, 2015 ...1 more at 7. | Tackles For Loss | 3 vs. Las Vegas Raiders, Dec 24, 2022 3 vs. Kansas City Chiefs, Oct 02, 2016 ...5 more at 1. |
| Sacks | 3.0 vs. Kansas City Chiefs, Oct 02, 2016 2.5 vs. Cincinnati Bengals, Sep 30, 2019 | Interceptions | 1 vs. Chicago Bears, Nov 08, 2021 1 at New York Giants, Sep 14, 2020 |
| Passes Defensed | 2 vs. Cleveland Browns, Jan 03, 2022 2 vs. Denver Broncos, Oct 10, 2021 ...5 more at 2. | Longest Opp Fumble Return | 8 at Cleveland Browns, Nov 24, 2013 1 vs. Cincinnati Bengals, Sep 18, 2016 |
| Forced Fumbles | 1 at Buffalo Bills, Oct 09, 2022 1 at Buffalo Bills, Sep 12, 2021 ...6 more at 1. | | |

SINGLE-GAME HIGHS - POSTSEASON: DEFENSIVE

| | | | |
|----------------------|---|-------------------------|--|
| Total Tackles | 4 at Kansas City Chiefs, Jan 16, 2022 4 at Denver Broncos, Jan 08, 2012 2 vs. Baltimore Ravens, Jan 03, 2015 1 vs. Cleveland Browns, Jan 10, 2021 1 vs. Jacksonville Jaguars, Jan 14, 2018 ...1 more at 1. | Passes Defensed | 1 vs. Cleveland Browns, Jan 10, 2021 |
| Solo Tackles | 3 at Denver Broncos, Jan 08, 2012 2 at Kansas City Chiefs, Jan 16, 2022 2 vs. Baltimore Ravens, Jan 03, 2015 1 vs. Cleveland Browns, Jan 10, 2021 1 vs. Jacksonville Jaguars, Jan 14, 2018 ...1 more at 1. | Forced Fumbles | 1 at Kansas City Chiefs, Jan 16, 2022 1 at Cincinnati Bengals, Jan 09, 2016 |
| Sacks | 1.0 at Cincinnati Bengals, Jan 09, 2016 | Tackles For Loss | 1 vs. Jacksonville Jaguars, Jan 14, 2018 |

SINGLE-GAME HIGHS: RUSHING/RECEIVING

| | | | |
|--------------------------|--|-------------------------------|---------------------------------------|
| All-Purpose Yards | 11 vs. Baltimore Ravens, Oct 20, 2013 8 at Cleveland Browns, Nov 24, 2013 | Kickoff Return Yards | 11 vs. Baltimore Ravens, Oct 20, 2013 |
| Kickoff Returns | 1 vs. Baltimore Ravens, Oct 20, 2013 | Longest Kickoff Return | 11 vs. Baltimore Ravens, Oct 20, 2013 |

2023 GAME-BY-GAME REGULAR-SEASON STATISTICS (STEELERS)

| DATE | OPPONENT | P/S | TACKLES | | | | | | | INTERCEPTIONS | | | | O. FUMB | | | ST | | | MISC | | W/L | SCORE | | | | | |
|--------------------|-------------|-------|-----------|-----------|----------|------------|-------------|----------|-----------|-----------------|----------|----------|----------|----------|----------|----------|----------|----------|----------|----------|----------|----------|----------|----------|----------|----------|-------------|-------|
| | | | TK | S | A | SK | YDS | TFL | YDS | QBH | NO | YDS | LG | TD | PD | FF | FR | TD | YDS | TK | S | | | A | FF | FR | S | A |
| 09/10 | at 49ers | S | 0 | 0 | 0 | 0.0 | 0.0 | 0 | 0 | 0 | 0 | 0 | 0 | 0 | 0 | 0 | 0 | 0 | 0 | 0 | 0 | 0 | 0 | 0 | 0 | 0 | L | 7-30 |
| 09/18 | Browns | | | | | | | | | INJURED RESERVE | | | | | | | | | | | | | | | | | W | 26-22 |
| 09/24 | at Raiders | | | | | | | | | INJURED RESERVE | | | | | | | | | | | | | | | | | W | 23-18 |
| 10/01 | at Texans | | | | | | | | | INJURED RESERVE | | | | | | | | | | | | | | | | | L | 6-30 |
| 10/08 | Ravens | | | | | | | | | INJURED RESERVE | | | | | | | | | | | | | | | | | W | 17-10 |
| 10/22 | at Rams | | | | | | | | | INJURED RESERVE | | | | | | | | | | | | | | | | | W | 24-17 |
| 10/29 | Jaguars | | | | | | | | | INJURED RESERVE | | | | | | | | | | | | | | | | | L | 10-20 |
| 11/02 | Titans | S | 6 | 4 | 2 | 0.0 | 0.0 | 1 | 8 | 0 | 0 | 0 | 0 | 0 | 0 | 0 | 0 | 0 | 0 | 0 | 0 | 0 | 0 | 0 | 0 | 0 | W | 20-16 |
| 11/12 | Packers | S | 3 | 2 | 1 | 0.0 | 0.0 | 1 | 0 | 0 | 0 | 0 | 0 | 0 | 0 | 0 | 0 | 0 | 0 | 0 | 0 | 0 | 0 | 0 | 0 | 0 | W | 23-19 |
| 11/19 | at Browns | S | 5 | 5 | 0 | 0.0 | 0.0 | 1 | 0 | 0 | 0 | 0 | 0 | 0 | 0 | 0 | 0 | 0 | 0 | 0 | 0 | 0 | 0 | 0 | 0 | 0 | L | 10-13 |
| 11/26 | at Bengals | S | 4 | 3 | 1 | 1.0 | 6.0 | 1 | 6 | 1 | 0 | 0 | 0 | 0 | 0 | 0 | 0 | 0 | 0 | 0 | 0 | 0 | 0 | 0 | 0 | 0 | W | 16-10 |
| 12/03 | Cardinals | S | 1 | 1 | 0 | 0.0 | 0.0 | 0 | 0 | 0 | 0 | 0 | 0 | 0 | 0 | 0 | 0 | 0 | 0 | 0 | 0 | 0 | 0 | 0 | 0 | 0 | L | 10-24 |
| 12/07 | Patriots | S | 6 | 5 | 1 | 1.0 | 8.0 | 1 | 8 | 1 | 0 | 0 | 0 | 0 | 0 | 0 | 0 | 0 | 0 | 0 | 0 | 0 | 0 | 0 | 0 | 0 | L | 18-21 |
| 12/16 | at Colts | S | 5 | 3 | 2 | 0.0 | 0.0 | 1 | 0 | 0 | 0 | 0 | 0 | 0 | 0 | 0 | 0 | 0 | 0 | 0 | 0 | 0 | 0 | 0 | 0 | 0 | L | 13-30 |
| 12/23 | Bengals | S | 0 | 0 | 0 | 0.0 | 0.0 | 0 | 0 | 0 | 0 | 0 | 0 | 0 | 0 | 0 | 0 | 0 | 0 | 0 | 0 | 0 | 0 | 0 | 0 | 0 | W | 34-11 |
| 12/31 | at Seahawks | S | 1 | 0 | 1 | 0.0 | 0.0 | 0 | 0 | 0 | 0 | 0 | 0 | 0 | 0 | 0 | 0 | 0 | 0 | 0 | 0 | 0 | 0 | 0 | 0 | 0 | W | 30-23 |
| 01/06 | at Ravens | S | 2 | 2 | 0 | 0.0 | 0.0 | 0 | 0 | 0 | 0 | 0 | 0 | 0 | 0 | 0 | 0 | 0 | 0 | 0 | 0 | 0 | 0 | 0 | 0 | 0 | W | 17-10 |
| 2023 TOTALS | | 11-11 | 33 | 25 | 8 | 2.0 | 14.0 | 6 | 22 | 3 | 0 | 0 | 0 | 0 | 1 | 0 | 0 | 0 | 0 | 0 | 0 | 0 | 0 | 0 | 0 | 0 | 10-7 | |

2022 GAME-BY-GAME REGULAR-SEASON STATISTICS (STEELERS)

| DATE | OPPONENT | P/S | TACKLES | | | | | | | INTERCEPTIONS | | | | O. FUMB | | | ST | | | MISC | | W/L | SCORE | | | | | |
|--------------------|-------------|-------|-----------|-----------|-----------|-------------|-------------|-----------|-----------|---------------|----------|----------|----------|----------|----------|----------|----------|----------|----------|----------|----------|----------|----------|----------|----------|----------|------------|--------|
| | | | TK | S | A | SK | YDS | TFL | YDS | QBH | NO | YDS | LG | TD | PD | FF | FR | TD | YDS | TK | S | | | A | FF | FR | S | A |
| 09/11 | at Bengals | S | 2 | 2 | 0 | 1.0 | 5.0 | 1 | 5 | 3 | 0 | 0 | 0 | 0 | 0 | 1 | 0 | 0 | 0 | 0 | 0 | 0 | 0 | 0 | 0 | 0 | W | 23-20+ |
| 09/18 | Patriots | S | 5 | 3 | 2 | 0.0 | 0.0 | 0 | 0 | 0 | 0 | 0 | 0 | 0 | 1 | 0 | 0 | 0 | 0 | 0 | 0 | 0 | 0 | 0 | 0 | 0 | L | 14-17 |
| 09/22 | at Browns | S | 7 | 4 | 3 | 0.0 | 0.0 | 1 | 2 | 0 | 0 | 0 | 0 | 0 | 0 | 0 | 0 | 0 | 0 | 0 | 0 | 0 | 0 | 0 | 0 | 0 | L | 17-29 |
| 10/02 | Jets | S | 2 | 0 | 2 | 0.0 | 0.0 | 0 | 0 | 0 | 0 | 0 | 0 | 0 | 0 | 0 | 0 | 0 | 0 | 0 | 0 | 0 | 0 | 0 | 0 | 0 | L | 20-24 |
| 10/09 | at Bills | S | 5 | 1 | 4 | 0.0 | 0.0 | 0 | 0 | 0 | 0 | 0 | 0 | 0 | 0 | 1 | 0 | 0 | 0 | 0 | 0 | 0 | 0 | 0 | 0 | 0 | L | 3-38 |
| 10/16 | Buccaneers | S | 3 | 2 | 1 | 1.0 | 5.0 | 1 | 5 | 2 | 0 | 0 | 0 | 0 | 0 | 0 | 0 | 0 | 0 | 0 | 0 | 0 | 0 | 0 | 0 | 0 | W | 20-18 |
| 10/23 | at Dolphins | S | 5 | 4 | 1 | 0.0 | 0.0 | 1 | 1 | 0 | 0 | 0 | 0 | 0 | 0 | 0 | 0 | 0 | 0 | 0 | 0 | 0 | 0 | 0 | 0 | 0 | L | 10-16 |
| 10/30 | at Eagles | S | 2 | 2 | 0 | 1.0 | 5.0 | 1 | 5 | 2 | 0 | 0 | 0 | 0 | 0 | 0 | 0 | 0 | 0 | 0 | 0 | 0 | 0 | 0 | 0 | 0 | L | 13-35 |
| 11/13 | Saints | S | 3 | 2 | 1 | 0.0 | 0.0 | 0 | 0 | 0 | 0 | 0 | 0 | 0 | 0 | 0 | 0 | 0 | 0 | 0 | 0 | 0 | 0 | 0 | 0 | 0 | W | 20-10 |
| 11/20 | Bengals | S | 7 | 4 | 3 | 1.0 | 3.0 | 2 | 5 | 2 | 0 | 0 | 0 | 0 | 0 | 0 | 0 | 0 | 0 | 0 | 0 | 0 | 0 | 0 | 0 | 0 | L | 30-37 |
| 11/28 | at Colts | S | 1 | 0 | 1 | 0.0 | 0.0 | 0 | 0 | 3 | 0 | 0 | 0 | 0 | 0 | 0 | 0 | 0 | 0 | 0 | 0 | 0 | 0 | 0 | 0 | 0 | W | 24-17 |
| 12/04 | at Falcons | S | 4 | 2 | 2 | 1.0 | 7.0 | 1 | 7 | 2 | 0 | 0 | 0 | 0 | 1 | 0 | 0 | 0 | 0 | 0 | 0 | 0 | 0 | 0 | 0 | 0 | W | 19-16 |
| 12/11 | Ravens | S | 6 | 3 | 3 | 0.0 | 0.0 | 0 | 0 | 1 | 0 | 0 | 0 | 0 | 0 | 0 | 0 | 0 | 0 | 0 | 0 | 0 | 0 | 0 | 0 | 0 | L | 14-16 |
| 12/18 | at Panthers | S | 3 | 2 | 1 | 1.5 | 15.0 | 1 | 0 | 2 | 0 | 0 | 0 | 0 | 0 | 0 | 0 | 0 | 0 | 0 | 0 | 0 | 0 | 0 | 0 | 0 | W | 24-16 |
| 12/24 | Raiders | S | 7 | 4 | 3 | 2.0 | 18.0 | 3 | 18 | 2 | 0 | 0 | 0 | 0 | 1 | 0 | 0 | 0 | 0 | 0 | 0 | 0 | 0 | 0 | 0 | 0 | W | 13-10 |
| 01/01 | at Ravens | S | 4 | 1 | 3 | 0.0 | 0.0 | 0 | 0 | 0 | 0 | 0 | 0 | 0 | 0 | 0 | 0 | 0 | 0 | 0 | 0 | 0 | 0 | 0 | 0 | 0 | W | 16-13 |
| 01/08 | Browns | S | 8 | 3 | 5 | 2.0 | 14.5 | 2 | 10 | 4 | 0 | 0 | 0 | 0 | 1 | 0 | 0 | 0 | 0 | 0 | 0 | 0 | 0 | 0 | 0 | 0 | W | 28-14 |
| 2022 TOTALS | | 17-17 | 74 | 39 | 35 | 10.5 | 72.5 | 14 | 58 | 23 | 0 | 0 | 0 | 0 | 4 | 1 | 1 | 0 | 0 | 0 | 0 | 0 | 0 | 0 | 0 | 0 | 9-8 | |

+ - Overtime

2021 GAME-BY-GAME REGULAR-SEASON STATISTICS (STEELERS)

| DATE | OPPONENT | P/S | TACKLES | | | | | | | INTERCEPTIONS | | | | O. FUMB | | | ST | | | MISC | | W/L | SCORE | | | | | |
|-------|-------------|-----|---------|---|---|-----|------|-----|-----|---------------|----|-----|----|---------|----|----|----|----|-----|------|---|-----|-------|---|----|----|---|--------|
| | | | TK | S | A | SK | YDS | TFL | YDS | QBH | NO | YDS | LG | TD | PD | FF | FR | TD | YDS | TK | S | | | A | FF | FR | S | A |
| 09/12 | at Bills | S | 4 | 2 | 2 | 1.0 | 6.0 | 1 | 6 | 1 | 0 | 0 | 0 | 0 | 2 | 1 | 1 | 0 | 0 | 0 | 0 | 0 | 0 | 0 | 0 | 0 | W | 23-16 |
| 09/19 | Raiders | S | 7 | 4 | 3 | 0.0 | 0.0 | 1 | 0 | 0 | 0 | 0 | 0 | 0 | 1 | 0 | 0 | 0 | 0 | 0 | 0 | 0 | 0 | 0 | 0 | 0 | L | 17-26 |
| 09/26 | Bengals | S | 5 | 1 | 4 | 0.0 | 0.0 | 0 | 0 | 0 | 0 | 0 | 0 | 0 | 0 | 0 | 0 | 0 | 0 | 0 | 0 | 0 | 0 | 0 | 0 | 0 | L | 10-24 |
| 10/03 | at Packers | S | 8 | 5 | 3 | 0.0 | 0.0 | 1 | 1 | 1 | 0 | 0 | 0 | 0 | 0 | 0 | 0 | 0 | 0 | 0 | 0 | 0 | 0 | 0 | 0 | 0 | L | 17-27 |
| 10/10 | Broncos | S | 3 | 2 | 1 | 0.0 | 0.0 | 0 | 0 | 0 | 0 | 0 | 0 | 0 | 2 | 0 | 0 | 0 | 0 | 0 | 0 | 0 | 0 | 0 | 0 | 0 | W | 27-19 |
| 10/17 | Seahawks | S | 9 | 6 | 3 | 1.0 | 8.0 | 2 | 12 | 1 | 0 | 0 | 0 | 0 | 0 | 0 | 0 | 0 | 0 | 0 | 0 | 0 | 0 | 0 | 0 | 0 | W | 23-20+ |
| 10/31 | at Browns | S | 4 | 3 | 1 | 0.5 | 2.5 | 0 | 0 | 2 | 0 | 0 | 0 | 0 | 0 | 0 | 0 | 0 | 0 | 0 | 0 | 0 | 0 | 0 | 0 | 0 | W | 15-10 |
| 11/08 | Bears | S | 2 | 2 | 0 | 0.0 | 0.0 | 0 | 0 | 3 | 1 | 0 | 0 | 0 | 1 | 0 | 0 | 0 | 0 | 0 | 0 | 0 | 0 | 0 | 0 | 0 | W | 29-27 |
| 11/14 | Lions | S | 5 | 3 | 2 | 2.0 | 18.0 | 2 | 18 | 2 | 0 | 0 | 0 | 0 | 0 | 0 | 0 | 0 | 0 | 0 | 0 | 0 | 0 | 0 | 0 | 0 | T | 16-16 |
| 11/21 | at Chargers | S | 2 | 2 | 0 | 0.0 | 0.0 | 0 | 0 | 0 | 0 | 0 | 0 | 0 | 1 | 0 | 0 | 0 | 0 | 0 | 0 | 0 | 0 | 0 | 0 | 0 | L | 37-41 |
| 11/28 | at Bengals | S | 8 | 3 | 5 | 1.0 | 6.0 | 1 | 6 | 1 | 0 | 0 | 0 | 0 | 0 | 0 | 0 | 0 | 0 | 0 | 0 | 0 | 0 | 0 | 0 | 0 | L | 10-41 |
| 12/05 | Ravens | S | 4 | 3 | 1 | 1.0 | 3.0 | 2 | 5 | 1 | 0 | 0 | 0 | 0 | 0 | 0 | 0 | 0 | 0 | 0 | 0 | 0 | 0 | 0 | 0 | 0 | W | 20-19 |
| 12/09 | at Vikings | S | 6 | 3 | 3 | 0.0 | 0.0 | 1 | 2 | 0 | 0 | 0 | 0 | 0 | 0 | 0 | 0 | 0 | 0 | 0 | 0 | 0 | 0 | 0 | 0 | 0 | L | 28-36 |
| 12/19 | Titans | S | 6 | 2 | 4 | 0.5 | 5.0 | 0 | 0 | 1 | 0 | 0 | 0 | 0 | 0 | 0 | 0 | 0 | 0 | 0 | 0 | 0 | 0 | 0 | 0 | 0 | W | 19-13 |
| 12/26 | at Chiefs | S | 6 | 3 | 3 | 1.0 | 4.0 | 1 | 4 | 1 | 0 | 0 | 0 | 0 | | | | | | | | | | | | | | |

2019 GAME-BY-GAME REGULAR-SEASON STATISTICS (STEELERS)

| DATE | OPPONENT | P/S | TACKLES | | | | | | | INTERCEPTIONS | | | | O. FUMB | | | ST | | | | MISC | | W/L | SCORE | | |
|-------------|--------------|-----|---------|----|----|-----|------|------|-----|---------------|----|-----|----|---------|----|----|----|----|-----|----|------|---|-----|-------|-----|--------|
| | | | TK | S | A | SK | YDS | TFL | YDS | QBH | NO | YDS | LG | TD | PD | FF | FR | TD | YDS | TK | S | A | | | FF | FR |
| 09/08 | at Patriots | S | 7 | 3 | 4 | 0.0 | 0.0 | 0 | 0 | 0 | 0 | 0 | 0 | 0 | 0 | 0 | 0 | 0 | 0 | 0 | 0 | 0 | 0 | 0 | L | 3-33 |
| 09/15 | Seahawks | S | 3 | 3 | 0 | 0.0 | 0.0 | 1 | 0 | 0 | 0 | 0 | 0 | 1 | 0 | 0 | 0 | 0 | 0 | 0 | 0 | 0 | 0 | 0 | L | 26-28 |
| 09/22 | at 49ers | S | 5 | 4 | 1 | 0.0 | 0.0 | 1 | 1 | 0 | 0 | 0 | 0 | 0 | 0 | 0 | 0 | 0 | 0 | 0 | 0 | 0 | 0 | 0 | L | 20-24 |
| 09/30 | Bengals | S | 6 | 4 | 2 | 2.5 | 23.0 | 1 | 11 | 3 | 0 | 0 | 0 | 0 | 1 | 0 | 0 | 0 | 0 | 0 | 0 | 0 | 0 | 0 | W | 27-3 |
| 10/06 | Ravens | S | 4 | 4 | 0 | 1.0 | 3.0 | 1 | 3 | 2 | 0 | 0 | 0 | 0 | 0 | 0 | 0 | 0 | 0 | 0 | 0 | 0 | 0 | 0 | L | 23-26+ |
| 10/13 | at Chargers | S | 3 | 2 | 1 | 0.0 | 0.0 | 0 | 0 | 0 | 0 | 0 | 0 | 0 | 0 | 0 | 0 | 0 | 0 | 0 | 0 | 0 | 0 | 0 | W | 24-17 |
| 10/28 | Dolphins | S | 6 | 3 | 3 | 1.0 | 4.0 | 1 | 4 | 2 | 0 | 0 | 0 | 1 | 0 | 0 | 0 | 0 | 0 | 0 | 0 | 0 | 0 | 0 | W | 27-14 |
| 11/03 | Colts | S | 6 | 4 | 2 | 0.0 | 0.0 | 0 | 0 | 1 | 0 | 0 | 0 | 0 | 0 | 0 | 0 | 0 | 0 | 0 | 0 | 0 | 0 | 0 | W | 26-24 |
| 11/10 | Rams | S | 3 | 2 | 1 | 1.0 | 10.0 | 1 | 10 | 3 | 0 | 0 | 0 | 2 | 0 | 0 | 0 | 0 | 0 | 0 | 0 | 0 | 0 | 0 | W | 17-12 |
| 11/14 | at Browns | S | 6 | 5 | 1 | 0.0 | 0.0 | 1 | 1 | 1 | 0 | 0 | 0 | 0 | 0 | 0 | 0 | 0 | 0 | 0 | 0 | 0 | 0 | 0 | L | 7-21 |
| 11/24 | at Bengals | S | 6 | 2 | 4 | 1.0 | 8.0 | 1 | 8 | 5 | 0 | 0 | 0 | 0 | 0 | 0 | 0 | 0 | 0 | 0 | 0 | 0 | 0 | 0 | W | 16-10 |
| 12/01 | Browns | S | 6 | 3 | 3 | 0.5 | 1.0 | 1 | 3 | 1 | 0 | 0 | 0 | 0 | 0 | 1 | 0 | 0 | 0 | 0 | 0 | 0 | 0 | 0 | W | 20-13 |
| 12/08 | at Cardinals | S | 3 | 2 | 1 | 1.0 | 5.0 | 1 | 5 | 1 | 0 | 0 | 0 | 0 | 0 | 0 | 0 | 0 | 0 | 0 | 0 | 0 | 0 | 0 | W | 23-17 |
| 12/15 | Bills | S | 9 | 5 | 4 | 0.0 | 0.0 | 0 | 0 | 1 | 0 | 0 | 0 | 1 | 0 | 0 | 0 | 0 | 0 | 0 | 0 | 0 | 0 | 0 | L | 10-17 |
| 12/22 | at Jets | S | 6 | 2 | 4 | 0.0 | 0.0 | 0 | 0 | 1 | 0 | 0 | 0 | 0 | 0 | 0 | 0 | 0 | 0 | 0 | 0 | 0 | 0 | 0 | L | 10-16 |
| 12/29 | at Ravens | S | 4 | 3 | 1 | 1.0 | 7.0 | 1 | 7 | 2 | 0 | 0 | 0 | 1 | 0 | 0 | 0 | 0 | 0 | 0 | 0 | 0 | 0 | 0 | L | 10-28 |
| 2019 TOTALS | | | 16-16 | 83 | 51 | 32 | 9.0 | 61.0 | 11 | 53 | 23 | 0 | 0 | 0 | 0 | 6 | 1 | 1 | 0 | 0 | 0 | 0 | 0 | 0 | 8-8 | |

+ - Overtime

2018 GAME-BY-GAME REGULAR-SEASON STATISTICS (STEELERS)

| DATE | OPPONENT | P/S | TACKLES | | | | | | | INTERCEPTIONS | | | | O. FUMB | | | ST | | | | MISC | | W/L | SCORE | | |
|-------------|---------------|-----|---------|----|----|-----|------|------|-----|---------------|----|-----|----|---------|----|----|----|----|-----|----|------|---|-----|-------|-------|-------|
| | | | TK | S | A | SK | YDS | TFL | YDS | QBH | NO | YDS | LG | TD | PD | FF | FR | TD | YDS | TK | S | A | | | FF | FR |
| 09/09 | at Browns | S | 7 | 5 | 2 | 1.0 | 11.0 | 1 | 11 | 1 | 0 | 0 | 0 | 0 | 0 | 0 | 0 | 0 | 0 | 0 | 0 | 0 | 0 | 0 | T | 21-21 |
| 09/16 | Chiefs | S | 3 | 3 | 0 | 0.0 | 0.0 | 0 | 0 | 2 | 0 | 0 | 0 | 0 | 1 | 0 | 0 | 0 | 0 | 0 | 0 | 0 | 0 | 0 | L | 37-42 |
| 09/24 | at Buccaneers | S | 1 | 1 | 0 | 0.0 | 0.0 | 1 | 0 | 1 | 0 | 0 | 0 | 0 | 0 | 0 | 0 | 0 | 0 | 0 | 0 | 0 | 0 | 0 | W | 30-27 |
| 09/30 | Ravens | S | 5 | 2 | 3 | 0.0 | 0.0 | 0 | 0 | 0 | 0 | 0 | 0 | 0 | 0 | 0 | 0 | 0 | 0 | 0 | 0 | 0 | 0 | 0 | L | 14-26 |
| 10/07 | Falcons | S | 3 | 2 | 1 | 1.5 | 8.5 | 1 | 6 | 2 | 0 | 0 | 0 | 0 | 0 | 0 | 0 | 0 | 0 | 0 | 0 | 0 | 0 | 0 | W | 41-17 |
| 10/14 | at Bengals | S | 0 | 0 | 0 | 0.0 | 0.0 | 0 | 0 | 0 | 0 | 0 | 0 | 0 | 0 | 0 | 0 | 0 | 0 | 0 | 0 | 0 | 0 | 0 | W | 28-21 |
| 10/28 | Browns | S | 1 | 0 | 1 | 0.0 | 0.0 | 0 | 0 | 0 | 0 | 0 | 0 | 0 | 0 | 0 | 0 | 0 | 0 | 0 | 0 | 0 | 0 | 0 | W | 33-18 |
| 11/04 | at Ravens | S | 1 | 0 | 1 | 0.0 | 0.0 | 0 | 0 | 2 | 0 | 0 | 0 | 0 | 0 | 0 | 0 | 0 | 0 | 0 | 0 | 0 | 0 | 0 | W | 23-16 |
| 11/08 | Panthers | S | 3 | 2 | 1 | 2.0 | 15.0 | 2 | 15 | 2 | 0 | 0 | 0 | 0 | 0 | 0 | 0 | 0 | 0 | 0 | 0 | 0 | 0 | 0 | W | 52-21 |
| 11/18 | at Jaguars | S | 5 | 4 | 1 | 1.0 | 7.0 | 2 | 8 | 1 | 0 | 0 | 0 | 0 | 1 | 0 | 0 | 0 | 0 | 0 | 0 | 0 | 0 | 0 | W | 20-16 |
| 11/25 | at Broncos | S | 3 | 2 | 1 | 0.5 | 3.5 | 0 | 0 | 1 | 0 | 0 | 0 | 1 | 0 | 0 | 0 | 0 | 0 | 0 | 0 | 0 | 0 | 0 | L | 17-24 |
| 12/02 | Chargers | S | 4 | 1 | 3 | 0.0 | 0.0 | 1 | 0 | 2 | 0 | 0 | 0 | 0 | 1 | 0 | 0 | 0 | 0 | 0 | 0 | 0 | 0 | 0 | L | 30-33 |
| 12/09 | at Raiders | S | 6 | 4 | 2 | 0.0 | 0.0 | 0 | 0 | 0 | 0 | 0 | 0 | 0 | 0 | 0 | 0 | 0 | 0 | 0 | 0 | 0 | 0 | 0 | L | 21-24 |
| 12/16 | Patriots | S | 4 | 1 | 3 | 0.0 | 0.0 | 0 | 0 | 2 | 0 | 0 | 0 | 0 | 0 | 0 | 0 | 0 | 0 | 0 | 0 | 0 | 0 | 0 | W | 17-10 |
| 12/23 | at Saints | S | 3 | 0 | 3 | 0.0 | 0.0 | 0 | 0 | 0 | 0 | 0 | 0 | 1 | 0 | 0 | 0 | 0 | 0 | 0 | 0 | 0 | 0 | 0 | L | 28-31 |
| 12/30 | Bengals | S | 2 | 2 | 0 | 2.0 | 15.0 | 2 | 15 | 2 | 0 | 0 | 0 | 0 | 0 | 0 | 0 | 0 | 0 | 0 | 0 | 0 | 0 | 0 | W | 16-13 |
| 2018 TOTALS | | | 16-16 | 51 | 29 | 22 | 8.0 | 60.0 | 10 | 55 | 18 | 0 | 0 | 0 | 0 | 3 | 1 | 1 | 0 | 0 | 0 | 0 | 0 | 0 | 9-6-1 | |

2017 GAME-BY-GAME REGULAR-SEASON STATISTICS (STEELERS)

| DATE | OPPONENT | P/S | TACKLES | | | | | | | INTERCEPTIONS | | | | O. FUMB | | | ST | | | | MISC | | W/L | SCORE | | | |
|-------------|------------|-----|---------|----|----|-----|------|------|-----|---------------|----|-----|----|---------|----|----|----|----|-----|----|------|---|-----|-------|----|--------|---|
| | | | TK | S | A | SK | YDS | TFL | YDS | QBH | NO | YDS | LG | TD | PD | FF | FR | TD | YDS | TK | S | A | | | FF | FR | S |
| 09/10 | at Browns | S | 3 | 1 | 2 | 1.0 | 4.0 | 1 | 4 | 1 | 0 | 0 | 0 | 0 | 0 | 0 | 0 | 0 | 0 | 0 | 0 | 0 | 0 | 0 | W | 21-18 | |
| 09/17 | Vikings | S | 6 | 2 | 4 | 0.0 | 0.0 | 1 | 0 | 2 | 0 | 0 | 0 | 0 | 0 | 0 | 0 | 0 | 0 | 0 | 0 | 0 | 0 | 0 | W | 26-9 | |
| 09/24 | at Bears | S | 3 | 3 | 0 | 0.0 | 0.0 | 0 | 0 | 0 | 0 | 0 | 0 | 0 | 0 | 0 | 0 | 0 | 0 | 0 | 0 | 0 | 0 | 0 | L | 17-23+ | |
| 10/01 | at Ravens | S | 4 | 3 | 1 | 2.0 | 14.0 | 2 | 14 | 2 | 0 | 0 | 0 | 0 | 1 | 1 | 0 | 0 | 0 | 0 | 0 | 0 | 0 | 0 | W | 26-9 | |
| 10/08 | Jaguars | S | 2 | 1 | 1 | 0.0 | 0.0 | 0 | 0 | 1 | 0 | 0 | 0 | 0 | 0 | 0 | 0 | 0 | 0 | 0 | 0 | 0 | 0 | 0 | L | 9-30 | |
| 10/15 | at Chiefs | S | 2 | 2 | 0 | 0.0 | 0.0 | 0 | 0 | 1 | 0 | 0 | 0 | 0 | 0 | 0 | 0 | 0 | 0 | 0 | 0 | 0 | 0 | 0 | W | 19-13 | |
| 10/22 | Bengals | S | 4 | 4 | 0 | 1.0 | 1.0 | 2 | 1 | 1 | 0 | 0 | 0 | 0 | 0 | 0 | 0 | 0 | 0 | 0 | 0 | 0 | 0 | 0 | W | 29-14 | |
| 10/29 | at Lions | S | 3 | 3 | 0 | 1.0 | 11.0 | 2 | 12 | 2 | 0 | 0 | 0 | 0 | 0 | 0 | 0 | 0 | 0 | 0 | 0 | 0 | 0 | 0 | W | 20-15 | |
| 11/12 | at Colts | S | 2 | 1 | 1 | 0.0 | 0.0 | 0 | 0 | 2 | 0 | 0 | 0 | 0 | 0 | 0 | 0 | 0 | 0 | 0 | 0 | 0 | 0 | 0 | W | 20-17 | |
| 11/16 | Titans | S | 3 | 2 | 1 | 2.0 | 23.0 | 2 | 23 | 3 | 0 | 0 | 0 | 0 | 0 | 0 | 0 | 0 | 0 | 0 | 0 | 0 | 0 | 0 | W | 40-17 | |
| 11/26 | Packers | S | 6 | 3 | 3 | 2.0 | 7.0 | 2 | 7 | 3 | 0 | 0 | 0 | 0 | 0 | 0 | 0 | 0 | 0 | 0 | 0 | 0 | 0 | 0 | W | 31-28 | |
| 12/04 | at Bengals | S | 1 | 1 | 0 | 0.0 | 0.0 | 1 | 1 | 0 | 0 | 0 | 0 | 1 | 0 | 0 | 0 | 0 | 0 | 0 | 0 | 0 | 0 | 0 | W | 23-20 | |
| 12/10 | Ravens | S | 1 | 0 | 1 | 0.0 | 0.0 | 0 | 0 | 0 | 0 | 0 | 0 | 1 | 0 | 0 | 0 | 0 | 0 | 0 | 0 | 0 | 0 | 0 | W | 39-38 | |
| 12/17 | Patriots | S | 1 | 1 | 0 | 1.0 | 8.0 | 1 | 8 | 2 | 0 | 0 | 0 | 1 | 0 | 0 | 0 | 0 | 0 | 0 | 0 | 0 | 0 | 0 | L | 24-27 | |
| 12/25 | at Texans | S | 4 | 3 | 1 | 2.0 | 3.0 | 2 | 8 | 2 | 0 | 0 | 0 | 0 | 1 | 0 | 0 | 0 | 0 | 0 | 0 | 0 | 0 | 0 | W | 34-6 | |
| 12/31 | Browns | S | | | | | | | | | | | | | | | | | | | | | | | W | 28-24 | |
| 2017 TOTALS | | | 15-15 | 45 | 30 | 15 | 12.0 | 71.0 | 16 | 78 | 22 | 0 | 0 | 0 | 0 | 3 | 2 | 1 | 0 | 0 | 0 | 0 | 0 | 0 | 0 | 13-3 | |

+ - Overtime

2016 GAME-BY-GAME REGULAR-SEASON STATISTICS (STEELERS)

| DATE | OPPONENT | P/S | TACKLES | | | | | | | INTERCEPTIONS | | | | O. FUMB | | | ST | | | | MISC | | W/L | SCORE | | |
|-------------|-------------|-----|---------|---|---|-----|------|-----|-----|---------------|----|-----|----|---------|----|----|----|----|-----|----|------|---|-----|-------|----|-------|
| | | | TK | S | A | SK | YDS | TFL | YDS | QBH | NO | YDS | LG | TD | PD | FF | FR | TD | YDS | TK | S | A | | | FF | FR |
| 09/12 | at Redskins | S | 2 | 1 | 1 | 0.0 | 0.0 | 0 | 0 | 0 | 0 | 0 | 0 | 0 | 0 | 0 | 0 | 0 | 0 | 0 | 0 | 0 | 0 | 0 | W | 38-16 |
| 09/18 | Bengals | S | 2 | 2 | 0 | 0.0 | 0.0 | 0 | 0 | 0 | 0 | 0 | 0 | 2 | 1 | 0 | 1 | 0 | 0 | 0 | 0 | 0 | 0 | 0 | W | 24-16 |
| 09/25 | at Eagles | S | 5 | 4 | 1 | 0.0 | 0.0 | 0 | 0 | 0 | 0 | 0 | 0 | 0 | 0 | 0 | 0 | 0 | 0 | 0 | 0 | 0 | 0 | 0 | L | 3-34 |
| 10/02 | Chiefs | S | 7 | 7 | 0 | 3.0 | 16.0 | 3 | 16 | 3 | 0 | 0 | 0 | 0 | 2 | 0 | 0 | 0 | 0 | 0 | 0 | 0 | 0 | 0 | W | 43-14 |
| 10/09 | Jets | S | 1 | 1 | 0 | 0.0 | 0.0 | 0 | 0 | 1 | 0 | 0 | 0 | 0 | 0 | 0 | 0 | 0 | 0 | 0 | 0 | 0 | 0 | 0 | W | 31-13 |
| 10/16 | at Dolphins | | | | | | | | | | | | | | | | | | | | | | | | L | 15-30 |
| 10/23 | Patriots | | | | | | | | | | | | | | | | | | | | | | | | L | 16-27 |
| 11/06 | at Ravens | S | 2 | 1 | 1 | 0.0 | 0.0 | 1 | 2 | 1 | 0 | 0 | 0 | 0 | 0 | 0 | 0 | 0 | 0 | 0 | 0 | 0 | 0 | 0 | L | 14-21 |
| 11/13 | Cowboys | S | 2 | 1 | 1 | 0.0 | 0.0 | 0 | 0 | 0 | 0 | 0 | 0 | 0 | 0 | 0 | 0 | 0 | 0 | 0 | 0 | 0 | 0 | 0 | L | 30-35 |
| 2016 TOTALS | | | | | | | | | | | | | | | | | | | | | | | | | | |

2011 GAME-BY-GAME REGULAR-SEASON STATISTICS (STEELERS)

| DATE | OPPONENT | P/S | TACKLES | | | | | | INTERCEPTIONS | | | | | O. FUMB | | | ST | | | | MISC | | SCORE | | | | | |
|--------------------|--------------|-------------|-----------|-----------|----------|------------|------------|----------|---------------|----------|----------|----------|----------|----------|----------|----------|----------|----------|----------|----------|----------|----------|----------|----------|----------|----------|-------------|-------|
| | | | TK | S | A | SK | YDS | TFL | YDS | QBH | NO | YDS | LG | TD | PD | FF | FR | TD | YDS | TK | S | A | | FF | FR | S | A | W/L |
| 09/11 | at Ravens | P | 1 | 1 | 0 | 0.0 | 0.0 | 0 | 0 | 0 | 0 | 0 | 0 | 0 | 0 | 0 | 0 | 0 | 0 | 0 | 0 | 0 | 0 | 0 | 0 | 0 | L | 7-35 |
| 09/18 | Seahawks | P | 0 | 0 | 0 | 0.0 | 0.0 | 0 | 0 | 0 | 0 | 0 | 0 | 0 | 0 | 0 | 0 | 0 | 0 | 0 | 0 | 0 | 0 | 0 | 0 | 0 | W | 24-0 |
| 09/25 | at Colts | P | 0 | 0 | 0 | 0.0 | 0.0 | 0 | 0 | 0 | 0 | 0 | 0 | 0 | 0 | 0 | 0 | 0 | 0 | 0 | 0 | 0 | 0 | 0 | 0 | 0 | W | 23-20 |
| 10/02 | at Texans | P | 2 | 2 | 0 | 0.0 | 0.0 | 0 | 0 | 1 | 0 | 0 | 0 | 0 | 0 | 0 | 0 | 0 | 0 | 0 | 0 | 0 | 0 | 0 | 0 | 0 | L | 10-17 |
| 10/09 | Titans | P | 2 | 2 | 0 | 1.0 | 8.0 | 0 | 0 | 1 | 0 | 0 | 0 | 0 | 0 | 1 | 0 | 0 | 0 | 0 | 0 | 0 | 0 | 0 | 0 | 0 | W | 38-17 |
| 10/16 | Jaguars | P | 0 | 0 | 0 | 0.0 | 0.0 | 0 | 0 | 0 | 0 | 0 | 0 | 0 | 0 | 0 | 0 | 0 | 0 | 0 | 0 | 0 | 0 | 0 | 0 | 0 | W | 17-13 |
| 10/23 | at Cardinals | P | 0 | 0 | 0 | 0.0 | 0.0 | 0 | 0 | 0 | 0 | 0 | 0 | 0 | 0 | 0 | 0 | 0 | 0 | 0 | 0 | 0 | 0 | 0 | 0 | 0 | W | 32-20 |
| 10/30 | Patriots | P | 0 | 0 | 0 | 0.0 | 0.0 | 0 | 0 | 0 | 0 | 0 | 0 | 0 | 0 | 0 | 0 | 0 | 0 | 0 | 0 | 0 | 0 | 0 | 0 | 0 | W | 25-17 |
| 11/06 | Ravens | P | 0 | 0 | 0 | 0.0 | 0.0 | 0 | 0 | 0 | 0 | 0 | 0 | 0 | 0 | 0 | 0 | 0 | 0 | 0 | 0 | 0 | 0 | 0 | 0 | 0 | L | 20-23 |
| 11/13 | at Bengals | P | 0 | 0 | 0 | 0.0 | 0.0 | 0 | 0 | 0 | 0 | 0 | 0 | 0 | 0 | 0 | 0 | 0 | 0 | 0 | 0 | 0 | 0 | 0 | 0 | 0 | W | 24-17 |
| 11/27 | at Chiefs | P | 2 | 2 | 0 | 0.0 | 0.0 | 0 | 0 | 0 | 0 | 0 | 0 | 0 | 0 | 0 | 0 | 0 | 0 | 0 | 0 | 0 | 0 | 0 | 0 | 0 | W | 13-9 |
| 12/04 | Bengals | P | 1 | 0 | 1 | 0.0 | 0.0 | 0 | 0 | 0 | 0 | 0 | 0 | 0 | 0 | 0 | 0 | 0 | 0 | 0 | 0 | 0 | 0 | 0 | 0 | 0 | W | 35-7 |
| 12/08 | Browns | P | 0 | 0 | 0 | 0.0 | 0.0 | 0 | 0 | 1 | 0 | 0 | 0 | 0 | 0 | 0 | 0 | 0 | 0 | 0 | 0 | 0 | 0 | 0 | 0 | 0 | W | 14-3 |
| 12/19 | at 49ers | P | 0 | 0 | 0 | 0.0 | 0.0 | 0 | 0 | 0 | 0 | 0 | 0 | 0 | 1 | 0 | 0 | 0 | 0 | 0 | 0 | 0 | 0 | 0 | 0 | 0 | L | 3-20 |
| 12/24 | Rams | P | 3 | 3 | 0 | 0.0 | 0.0 | 0 | 0 | 0 | 0 | 0 | 0 | 0 | 0 | 0 | 0 | 0 | 0 | 0 | 0 | 0 | 0 | 0 | 0 | 0 | W | 27-0 |
| 01/01 | at Browns | P | 0 | 0 | 0 | 0.0 | 0.0 | 0 | 0 | 0 | 0 | 0 | 0 | 0 | 0 | 0 | 0 | 0 | 0 | 0 | 0 | 0 | 0 | 0 | 0 | 0 | W | 13-9 |
| 2011 TOTALS | | 16-0 | 11 | 10 | 1 | 1.0 | 8.0 | 0 | 0 | 3 | 0 | 0 | 0 | 0 | 1 | 1 | 0 | 0 | 0 | 0 | 0 | 0 | 0 | 0 | 0 | 0 | 12-4 | |



83

HEIGHT: 6-0
WEIGHT: 230
BORN: January 22, 1999
COLLEGE: Michigan State

BIRTHPLACE: Duluth, GA
HOW ACQUIRED: D6 '22
NFL EXPERIENCE: 2nd year

TIGHT END/FULLBACK
CONNOR HEYWARD

PRO CAREER

- ✦ Has played in 17 games (no starts)
- ✦ Made NFL debut in Week 1 of 2022 (at Cincinnati)

2022 (STEELERS)

- ✦ Appeared in all 17 regular-season games
- ✦ Registered 12 receptions for 151 yards and one touchdown and two rushes for 27 yards
- ✦ Added on nine tackles (three solo) on special teams
- ✦ Caught the first two passes of his career in Week 5 at Buffalo
- ✦ Hauled in a season-long 45-yard reception in the fourth quarter in Week 6 vs. Tampa Bay that set up a Chase Claypool touchdown two plays later
- ✦ Caught his first touchdown on a 17-yard pass in Week 13 at Atlanta, his hometown where his late father, Craig Heyward, used to play
- ✦ Sealed the victory with a 21-yard run with 25 seconds left in the fourth quarter in Week 16 vs. Las Vegas

TRANSACTIONS

- ✦ Signed a four-year contract with Pittsburgh on May 13, 2022
- ✦ Drafted in the sixth round (208th overall) of the 2022 NFL Draft

COLLEGE

- ✦ Played in 49 career games with the Spartans from 2017-21, including 28 starts (eight in 2018, one in 2019, six in 2020, 13 in 2021; 15 at running back from 2018-20, 13 at tight end in 2021)
- ✦ Four-year letterwinner
- ✦ Accepted a Senior Bowl invitation
- ✦ Made the position switch from running back to tight end during preseason camp in 2021
- ✦ Finished his career with 2,265 all-purpose yards (825 rushing, 723 kick return, 711 receiving, 6 punt return)
- ✦ Scored 11 career TDs (six receiving, five rushing)
- ✦ Finished his career with 825 rushing yards on 211 carries with five TDs
- ✦ Recorded 96 career receptions for 711 yards and six TDs
- ✦ Returned 33 kickoffs in his career for 723 yards, ranking No. 16 on MSU career kick return yards list and tied for No. 18 on career kick return list (33)
- ✦ A finalist for the Paul Hornung Award as a sophomore in 2018

PERSONAL

- ✦ Versatile athlete played five different positions (quarterback, receiver, running back, safety, punter) and was a three-year starter on varsity for Coach Mark Fleetwood at Peachtree Ridge High School
- ✦ Ranked among the top players in Georgia by ESPN.com (No. 58) and 247Sports (No. 96)
- ✦ Listed one of the top all-purpose athletes in the nation by 247Sports (No. 64), Scout.com (No. 67) and ESPN.com (No. 91)
- ✦ Rated one of the top all-purpose athletes in Georgia (No. 11) and the South (No. 30) by Scout.com
- ✦ Named first-team All-Gwinnett County and was an honorable mention all-state choice
- ✦ Selected for the 2016 Gwinnett All-Star Game
- ✦ Team captain his senior year
- ✦ Recorded 47 receptions for 580 yards, including six TD catches, as a senior in 2016
- ✦ Ran for 250 yards on 57 carries and accounted for 10 rushing TDs
- ✦ On defense, started every game at safety and totaled 71 tackles, seven pass break-ups and three interceptions
- ✦ Recorded a 37.0-yard punting average
- ✦ Ended his varsity career with more than 125 receptions and 35 total TDs
- ✦ Four-year starter on the basketball team
- ✦ Son of Charlotte and the late Craig Heyward
- ✦ His late father, Craig, played college football at Pittsburgh before spending 11 years in the NFL with New Orleans (1988-1991), Chicago (1992), Atlanta (1994-95), St. Louis (1997) and Indianapolis (1998); he rushed for 4,301 career yards and was a Pro Bowl selection in 1995 with the Falcons
- ✦ His oldest brother, Cameron, was a 2011 NFL first-round draft choice (No. 31 overall) out of Ohio State and is in his 13th season with the Steelers as a defensive end; he has earned Pro Bowl honors four straight years (2017-20) and All-Pro accolades twice (2017, 2019)
- ✦ Also has an older brother, Corey, who played basketball at Georgia Tech (2013-17)
- ✦ Graduated in May 2021 with a bachelor's degree in communication

REGULAR SEASON COMPARISON: RECEIVING - BUFFALO BILLS

| DATE | OPP | W/L | GP/GS | REC | YDS. | AVG. | TD | LG | TGTS | YAC |
|---------------|-----------|-----|-------|-----|------|------|----|----|------|-----|
| 10/9/22 | PIT @ BUF | L | P | 2 | 12 | 6.0 | 0 | 7 | 2 | 2 |
| TOTALS | | 0/1 | 1/0 | 2 | 12 | 6.0 | 0 | 7 | 2 | 2 |

CONNOR HEYWARD'S NFL REGULAR SEASON RUSHING/RECEIVING STATISTICS

| DATE | TEAM | GP | GS | RECEIVING | | | | | RUSHING | | | | |
|-------------------|----------|-----------|----------|-----------|------------|------------|-----------|----------|----------|-----------|------------|-----------|----------|
| | | | | NO. | YDS. | AVG. | LG | TD | NO. | YDS. | AVG. | LG | TD |
| 2022 | Steelers | 17 | 0 | 12 | 151 | 12.6 | 45 | 1 | 2 | 27 | 13.5 | 21 | 0 |
| 2023 | Steelers | 17 | 7 | 23 | 167 | 7.3 | 13 | 0 | 1 | 0 | 0.0 | 0 | 0 |
| NFL TOTALS | | 34 | 7 | 35 | 318 | 9.1 | 45 | 1 | 3 | 27 | 9.0 | 21 | 0 |

CONNOR HEYWARD'S NFL REGULAR SEASON RETURN STATISTICS

| DATE | TEAM | KICKOFF RETURNS | | | | | PUNT RETURNS | | | | | |
|-------------------|----------|-----------------|----------|------------|----------|----------|--------------|----------|----------|------------|----------|----------|
| | | RET. | YDS. | AVG. | LG | TD | NO. | FC | YDS. | AVG. | LG | TD |
| 2022 | Steelers | 0 | 0 | 0.0 | 0 | 0 | 0 | 0 | 0 | 0.0 | 0 | 0 |
| 2023 | Steelers | 0 | 0 | 0.0 | 0 | 0 | 0 | 0 | 0 | 0.0 | 0 | 0 |
| NFL TOTALS | | 0 | 0 | 0.0 | 0 | 0 | 0 | 0 | 0 | 0.0 | 0 | 0 |

SINGLE-GAME HIGHS: RUSHING/RECEIVING

| | | | |
|-------------------|---|-----------------------|---|
| Longest Runs | 21 vs. Las Vegas Raiders, Dec 24, 2022 | Longest Receptions | 45 vs. Tampa Bay Buccaneers, Oct 16, 2022 |
| | 6 vs. Cleveland Browns, Jan 08, 2023 | | 27 vs. Cleveland Browns, Jan 08, 2023 |
| Receptions | 5 vs. Jacksonville Jaguars, Oct 29, 2023 | All-Purpose Yards | 51 vs. Cleveland Browns, Jan 08, 2023 |
| | 3 vs. Green Bay Packers, Nov 12, 2023 | | 49 vs. Tampa Bay Buccaneers, Oct 16, 2022 |
| | ...2 more at 3. | Special Teams Tackles | 2 at Philadelphia Eagles, Oct 30, 2022 |
| Receiving Yards | 49 vs. Tampa Bay Buccaneers, Oct 16, 2022 | | 1 at Baltimore Ravens, Jan 01, 2023 |
| | 45 vs. Cleveland Browns, Jan 08, 2023 | | ...6 more at 1. |
| Receiving Average | 15.0 vs. Cleveland Browns, Jan 08, 2023 | Most TDs | 1 at Atlanta Falcons, Dec 04, 2022 |
| | 10.7 vs. Green Bay Packers, Nov 12, 2023 | | |


2023 GAME-BY-GAME REGULAR-SEASON STATISTICS (STEELERS)

| DATE | OPPONENT | P/S | RECEIVING | | | | | RUSHING | | | | | W/L | SCORE |
|--------------------|-------------|-------------|-----------|------------|------------|-----------|----------|----------|----------|------------|----------|----------|-------------|-------|
| | | | NO. | YDS. | AVG. | LG | TD | NO. | YDS. | AVG. | LG | TD | | |
| 09/10 | 49ers | P | 2 | 19 | 9.5 | 11 | 0 | 0 | 0 | 0.0 | 0 | 0 | L | 7-30 |
| 09/18 | Browns | P | 0 | 0 | 0.0 | 0 | 0 | 0 | 0 | 0.0 | 0 | 0 | W | 26-22 |
| 09/24 | at Raiders | P | 0 | 0 | 0.0 | 0 | 0 | 1 | 0 | 0.0 | 0 | 0 | W | 23-18 |
| 10/01 | at Texans | P | 0 | 0 | 0.0 | 0 | 0 | 0 | 0 | 0.0 | 0 | 0 | L | 6-30 |
| 10/08 | Ravens | P | 3 | 23 | 7.7 | 12 | 0 | 0 | 0 | 0.0 | 0 | 0 | W | 17-10 |
| 10/22 | at Rams | S | 2 | 23 | 11.5 | 12 | 0 | 0 | 0 | 0.0 | 0 | 0 | W | 24-17 |
| 10/29 | Jaguars | S | 5 | 24 | 4.8 | 9 | 0 | 0 | 0 | 0.0 | 0 | 0 | L | 10-20 |
| 11/02 | Titans | S | 2 | 16 | 8.0 | 11 | 0 | 0 | 0 | 0.0 | 0 | 0 | W | 20-16 |
| 11/12 | Packers | P | 3 | 32 | 10.7 | 13 | 0 | 0 | 0 | 0.0 | 0 | 0 | W | 23-19 |
| 11/19 | at Browns | P | 0 | 0 | 0.0 | 0 | 0 | 0 | 0 | 0.0 | 0 | 0 | L | 10-13 |
| 11/26 | at Bengals | P | 2 | 11 | 5.5 | 10 | 0 | 0 | 0 | 0.0 | 0 | 0 | W | 16-10 |
| 12/03 | Cardinals | P | 0 | 0 | 0.0 | 0 | 0 | 0 | 0 | 0.0 | 0 | 0 | L | 10-24 |
| 12/07 | Patriots | P | 2 | 15 | 7.5 | 10 | 0 | 0 | 0 | 0.0 | 0 | 0 | L | 18-21 |
| 12/16 | at Colts | S | 0 | 0 | 0.0 | 0 | 0 | 0 | 0 | 0.0 | 0 | 0 | L | 13-30 |
| 12/23 | Bengals | S | 0 | 0 | 0.0 | 0 | 0 | 0 | 0 | 0.0 | 0 | 0 | W | 34-11 |
| 12/31 | at Seahawks | S | 0 | 0 | 0.0 | 0 | 0 | 0 | 0 | 0.0 | 0 | 0 | W | 30-23 |
| 01/06 | at Ravens | S | 2 | 4 | 2.0 | 2 | 0 | 0 | 0 | 0.0 | 0 | 0 | W | 17-10 |
| 2023 TOTALS | | 17-7 | 23 | 167 | 7.3 | 13 | 0 | 1 | 0 | 0.0 | 0 | 0 | 10-7 | |

2022 GAME-BY-GAME REGULAR-SEASON STATISTICS (STEELERS)

| DATE | OPPONENT | P/S | RECEIVING | | | | | RUSHING | | | | | W/L | SCORE |
|--------------------|-------------|-------------|-----------|------------|-------------|-----------|----------|----------|-----------|-------------|-----------|----------|------------|--------|
| | | | NO. | YDS. | AVG. | LG | TD | NO. | YDS. | AVG. | LG | TD | | |
| 09/11 | at Bengals | P | 0 | 0 | 0.0 | 0 | 0 | 0 | 0 | 0.0 | 0 | 0 | W | 23-20+ |
| 09/18 | Patriots | P | 0 | 0 | 0.0 | 0 | 0 | 0 | 0 | 0.0 | 0 | 0 | L | 14-17 |
| 09/22 | at Browns | P | 0 | 0 | 0.0 | 0 | 0 | 0 | 0 | 0.0 | 0 | 0 | L | 17-29 |
| 10/02 | Jets | P | 0 | 0 | 0.0 | 0 | 0 | 0 | 0 | 0.0 | 0 | 0 | L | 20-24 |
| 10/09 | at Bills | P | 2 | 12 | 6.0 | 7 | 0 | 0 | 0 | 0.0 | 0 | 0 | L | 3-38 |
| 10/16 | Buccaneers | P | 2 | 49 | 24.5 | 45 | 0 | 0 | 0 | 0.0 | 0 | 0 | W | 20-18 |
| 10/23 | at Dolphins | P | 1 | 6 | 6.0 | 6 | 0 | 0 | 0 | 0.0 | 0 | 0 | L | 10-16 |
| 10/30 | at Eagles | P | 0 | 0 | 0.0 | 0 | 0 | 0 | 0 | 0.0 | 0 | 0 | L | 13-35 |
| 11/13 | Saints | P | 2 | 9 | 4.5 | 8 | 0 | 0 | 0 | 0.0 | 0 | 0 | W | 20-10 |
| 11/20 | Bengals | P | 0 | 0 | 0.0 | 0 | 0 | 0 | 0 | 0.0 | 0 | 0 | L | 30-37 |
| 11/28 | at Colts | P | 0 | 0 | 0.0 | 0 | 0 | 0 | 0 | 0.0 | 0 | 0 | W | 24-17 |
| 12/04 | at Falcons | P | 1 | 17 | 17.0 | 17t | 1 | 0 | 0 | 0.0 | 0 | 0 | W | 19-16 |
| 12/11 | Ravens | P | 1 | 13 | 13.0 | 13 | 0 | 0 | 0 | 0.0 | 0 | 0 | L | 14-16 |
| 12/18 | at Panthers | P | 0 | 0 | 0.0 | 0 | 0 | 0 | 0 | 0.0 | 0 | 0 | W | 24-16 |
| 12/24 | Raiders | P | 0 | 0 | 0.0 | 0 | 0 | 1 | 21 | 21.0 | 21 | 0 | W | 13-10 |
| 01/01 | at Ravens | P | 0 | 0 | 0.0 | 0 | 0 | 0 | 0 | 0.0 | 0 | 0 | W | 16-13 |
| 01/08 | Browns | P | 3 | 45 | 15.0 | 27 | 0 | 1 | 6 | 6.0 | 6 | 0 | W | 28-14 |
| 2022 TOTALS | | 17-0 | 12 | 151 | 12.6 | 45 | 1 | 2 | 27 | 13.5 | 21 | 0 | 9-8 | |

+ - Overtime



56

LINEBACKER
ALEX HIGHSMITH

| | |
|-----------------------------|-----------------------------------|
| HEIGHT: 6-4 | BIRTHPLACE: Wilmington, NC |
| WEIGHT: 242 | HOW ACQUIRED: D3 '20 |
| BORN: August 7, 1997 | NFL EXPERIENCE: 4th year |
| COLLEGE: Charlotte | |

PRO CAREER

- ✦ Has played in 49 games (38 starts) in his NFL career
- ✦ Has registered 179 tackles (110 solo), 32 tackles for loss, 22.5 sacks, 41 quarterback hits, one interception, two passes defended and six forced fumbles
- ✦ Has recorded six tackles (four solo) on special teams
- ✦ Ranks first in strip sacks (five), first in forced fumbles (six) and tied for second-most in sacks (17.5) in his last 20 games dating back to Week 16 of the 2021 season
- ✦ Has recorded seven multi-sack games in his career
- ✦ Made NFL debut in Week 1 of 2020 (at N.Y. Giants)
- ✦ Made NFL starting debut in Week 13 of 2020 (vs. Washington)

2022 (STEELERS)

- ✦ Played in 17 regular-season games (17 starts)
- ✦ Registered 63 tackles (38 solo), 20 quarterback hits, 12 tackles for loss, five forced fumbles, 14.5 sacks and one pass defended
- ✦ Ranked first on the team in sacks and forced fumbles
- ✦ Ranked second on the team in tackles for loss and quarterback hits
- ✦ His 14.5 sacks were tied for sixth-most in the NFL, fourth-most in the AFC and fifth-most in single-season franchise history
- ✦ His five forced fumbles were tied for first in the League
- ✦ His four strip sacks were tied for second-most in the League
- ✦ Registered career highs in sacks (3.0) and quarterback hits (four) in Week 1 at Cincinnati
- ✦ Added on nine tackles (six solo), two tackles for loss and a forced fumble that was recovered by DT Cameron Heyward in Week 1 at Cincinnati
- ✦ Recorded the fifth multi-sack game of his career with 1.5 in Week 3 at Cleveland, along with eight tackles (six solo), two quarterback hits and two tackles for loss
- ✦ Strip sacked QB Tom Brady in a Week 6 victory vs. Tampa Bay
- ✦ Was named the AFC Defensive Player of the Week for his performance in Week 10 vs. New Orleans where he registered five tackles (three solo), 2.0 sacks, one tackle for loss, one quarterback hit and one forced fumble
- ✦ Notched his fourth strip sack of the season in Week 12 at Indianapolis
- ✦ Took down QB Deshaun Watson for 2.5 sacks in the season finale vs. Cleveland along with eight tackles (six solo), two tackles for loss and three quarterback hits

2021 (STEELERS)

- ✦ Played in 16 regular-season games (16 starts)
- ✦ Registered career highs in tackles (74 total, 46 solo) and tackles for loss (15)
- ✦ Added on 15 quarterback hits, 6.0 sacks and one forced fumble
- ✦ Inactive due to a groin injury in Week 3 vs Cincinnati
- ✦ Registered the first multi-sack game of his career with 1.5 takedowns of QB Geno Smith in Week 6 vs Seattle and repeated the feat in Week 11 at the Los Angeles Chargers
- ✦ Recorded the first game of his career with double-digit tackles (11) in Week 10 vs Detroit
- ✦ Left the Week 14 game at Minnesota with a hamstring injury and did not return
- ✦ Notched the first strip sack of his career on QB Patrick Mahomes in Week 16 at Kansas City
- ✦ Recorded a career-high 2.0 sacks in Week 17 vs Cleveland

2020 (STEELERS)

- ✦ Played in 16 games (five starts)
- ✦ Registered 42 tackles, 26 solo stops, five tackles for loss, 2.0 sacks, six quarterback hits, one interception and one pass defended
- ✦ Recorded six tackles (four solo) on special teams
- ✦ Reached a career high in special-teams tackles with three in Week 6 vs. Cleveland
- ✦ Recorded the first sack of his career in Week 9 at Dallas
- ✦ Entered the starting lineup in Week 13 vs. Washington
- ✦ Intercepted his first career pass in Week 8 at Baltimore

TRANSACTIONS

- ✦ Signed a four-year contract with Pittsburgh on July 21, 2020
- ✦ Drafted by the Steelers in the third round (102nd overall) of the 2020 NFL Draft

COLLEGE

- ✦ Four-year letterwinner at Charlotte (2015-19)
- ✦ Owns school records for sacks in a game (4.5), season (14.0) and career (20.0) and tackles for loss in a game (5.0) and season (21.5)
- ✦ Ranks second in school history with 46.0 tackles for loss and fifth with 185 career tackles
- ✦ 2020 NFL Combine participant
- ✦ Named to the 2020 NFL All-Combine Team as an edge rusher
- ✦ 2020 East-West Shrine Bowl
- ✦ 2019 Third Team All-American by both AP and Pro Football Focus
- ✦ First 49er to earn All-American honors
- ✦ 2020 East-West Shrine Bowl
- ✦ 2018 and 2019 First Team All-Conference USA (coaches)
- ✦ First 49er to be named first-team All-C-USA twice
- ✦ 2019 First Team All-C-USA by PFF and Phil Steele
- ✦ Ranked fourth in the nation in sacks (14.0) and fifth in tackles for loss (21.5) in 2019
- ✦ Named to PFF's 2019 All-Draft Stock Team for those players whose draft stock rose the most this season
- ✦ Starting DE in 49ers' first-ever bowl game (2019 Bahamas Bowl)
- ✦ 2019 Team Captain
- ✦ 2019 Chuck Bednarik Award (Defensive Player of the Year) Watch List
- ✦ 2019 Burlsworth Trophy Semifinalist
- ✦ 2018 first-team all-C-USA by PFF and second team by Phil Steele
- ✦ Joined the 49ers for the 2015 season as a walk-on
- ✦ Earned scholarship during the summer of 2017
- ✦ Graduated with a degree in exercise science

PERSONAL

- ✦ Attended Eugene Ashley High School (Wilmington, North Carolina)
- ✦ Parents are Sam and Pam Highsmith
- ✦ Has a sister, Lauryn
- ✦ A/B Honor Roll throughout high school
- ✦ National Honor Society
- ✦ Also played basketball and baseball

COMMUNITY

- ✦ Foundation supports development in physical and family involvement, athletic participation, academic support, social/emotional support, and family involvement
- ✦ Has hosted youth football camps during the past three off-season
- ✦ Donated backpacks and school supplies to Clairton Elementary school last season
- ✦ Serves on the Steelers Social Justice Committee and led one of the Social Justice Film Series nights

REGULAR SEASON COMPARISON: DEFENSIVE - BUFFALO BILLS

| DATE | OPP | W/L | GP/GS | TACKLES | | | | | SACK | YDS. | INT | TFL | PD | QBH | TD | MISC | | |
|---------------|-----------|-----|-------|---------|------|------|-----|-----|------|------|-----|-----|----|-----|----|------|----|----|
| | | | | TOT | SOLO | ASST | TFL | YDS | | | | | | | | FF | FR | FR |
| 12/13/20 | PIT @ BUF | L | S | 1 | 1 | 0 | 0.0 | 0.0 | 0 | 1 | 0 | 0 | 1 | 0 | 0 | 0 | 0 | |
| 9/12/21 | PIT @ BUF | W | S | 4 | 3 | 1 | 0.0 | 0.0 | 0 | 0 | 0 | 0 | 0 | 0 | 0 | 0 | 0 | |
| 10/9/22 | PIT @ BUF | L | S | 1 | 1 | 0 | 0.0 | 0.0 | 0 | 1 | 0 | 0 | 0 | 0 | 0 | 0 | 0 | |
| TOTALS | | 1/2 | 3/3 | 6 | 5 | 1 | 0.0 | 0.0 | 0 | 2 | 0 | 1 | 0 | 0 | 0 | 0 | 0 | |

ALEX HIGHSMITH'S NFL REGULAR SEASON DEFENSIVE STATISTICS

| DATE | TEAM | GP | GS | TACKLES | | | | | INTERCEPTIONS | | | | | O. RUMB | | | ST | | | MISC | | | | | | | | |
|-------------------|----------|----|----|---------|-----|----|-----|-----|---------------|-------|-----|----|-----|---------|----|----|----|----|----|------|----|---|---|----|----|---|---|---|
| | | | | TK | S | A | TFL | YDS | SK | YDS | QBH | NO | YDS | LG | TD | PD | FF | FR | TD | YDS | TK | S | A | FF | FR | S | A | |
| 2020 | Steelers | 16 | 5 | 42 | 26 | 16 | 5 | 22 | 2.0 | 16.0 | 6 | 1 | 2 | 2 | 0 | 1 | 0 | 0 | 0 | 0 | 6 | 4 | 2 | 0 | 0 | 0 | 0 | 0 |
| 2021 | Steelers | 16 | 16 | 74 | 46 | 28 | 15 | 54 | 6.0 | 35.5 | 15 | 0 | 0 | 0 | 0 | 1 | 0 | 0 | 0 | 0 | 0 | 0 | 0 | 0 | 0 | 0 | 0 | 0 |
| 2022 | Steelers | 17 | 17 | 63 | 38 | 25 | 12 | 91 | 14.5 | 118.0 | 20 | 0 | 0 | 0 | 0 | 1 | 5 | 0 | 0 | 0 | 0 | 0 | 0 | 0 | 0 | 0 | 0 | 0 |
| 2023 | Steelers | 17 | 17 | 57 | 34 | 23 | 8 | 33 | 7.0 | 44.5 | 18 | 2 | 30 | 30t | 1 | 3 | 2 | 0 | 0 | 0 | 0 | 0 | 0 | 0 | 0 | 0 | 0 | 0 |
| NFL TOTALS | | 66 | 55 | 236 | 144 | 92 | 40 | 200 | 29.5 | 214.0 | 59 | 3 | 32 | 30T | 1 | 5 | 8 | 0 | 0 | 0 | 6 | 4 | 2 | 0 | 0 | 0 | 0 | 0 |

ALEX HIGHSMITH'S NFL POSTSEASON DEFENSIVE STATISTICS

| DATE | TEAM | GP | GS | TACKLES | | | | | INTERCEPTIONS | | | | | O. RUMB | | | ST | | | MISC | | | | | | | | |
|-------------------|----------|----|----|---------|---|---|-----|-----|---------------|------|-----|----|-----|---------|----|----|----|----|----|------|----|---|---|----|----|---|---|---|
| | | | | TK | S | A | TFL | YDS | SK | YDS | QBH | NO | YDS | LG | TD | PD | FF | FR | TD | YDS | TK | S | A | FF | FR | S | A | |
| 2020 | Steelers | 1 | 1 | 2 | 1 | 1 | 0 | 0 | 0.0 | 0.0 | 0 | 0 | 0 | 0 | 0 | 0 | 0 | 0 | 0 | 0 | 0 | 0 | 0 | 0 | 0 | 0 | 0 | 0 |
| 2021 | Steelers | 1 | 1 | 3 | 2 | 1 | 1 | 10 | 1.0 | 10.0 | 1 | 0 | 0 | 0 | 0 | 0 | 0 | 0 | 0 | 0 | 0 | 0 | 0 | 0 | 0 | 0 | 0 | 0 |
| NFL TOTALS | | 2 | 2 | 5 | 3 | 2 | 1 | 10 | 1.0 | 10.0 | 1 | 0 | 0 | 0 | 0 | 0 | 0 | 0 | 0 | 0 | 0 | 0 | 0 | 0 | 0 | 0 | 0 | 0 |

SINGLE-GAME HIGHS: DEFENSIVE

| | | | |
|-----------------|---|---------------------------|--|
| Total Tackles | 11 vs. Detroit Lions, Nov 14, 2021 | Tackles For Loss | 3 vs. Cleveland Browns, Jan 03, 2022 |
| | 9 at Cincinnati Bengals, Sep 11, 2022 | | 2 vs. Tennessee Titans, Nov 02, 2023 |
| | ...1 more at 9. | | ...7 more at 2. |
| Solo Tackles | 8 vs. Detroit Lions, Nov 14, 2021 | Interceptions | 1 vs. Cincinnati Bengals, Dec 23, 2023 |
| | 7 vs. Cleveland Browns, Jan 03, 2022 | | 1 vs. Cleveland Browns, Sep 18, 2023 |
| | ...1 more at 1. | | ...1 more at 1. |
| Sacks | 3.0 at Cincinnati Bengals, Sep 11, 2022 | Interception Return Yards | 2 at Baltimore Ravens, Nov 01, 2020 |
| | 2.5 vs. Cleveland Browns, Jan 08, 2023 | Special Teams Tackles | 3 vs. Cleveland Browns, Oct 18, 2020 |
| Passes Defensed | 1 vs. Cincinnati Bengals, Dec 23, 2023 | | 1 vs. Indianapolis Colts, Dec 27, 2020 |
| | 1 vs. Green Bay Packers, Nov 12, 2023 | | ...2 more at 1. |
| | ...3 more at 1. | | |
| Forced Fumbles | 1 vs. Baltimore Ravens, Oct 08, 2023 | | |
| | 1 vs. Cleveland Browns, Sep 18, 2023 | | |
| | ...6 more at 1. | | |

SINGLE-GAME HIGHS - POSTSEASON: DEFENSIVE

| | | | |
|---------------|---------------------------------------|------------------|---|
| Total Tackles | 3 at Kansas City Chiefs, Jan 16, 2022 | Sacks | 1.0 at Kansas City Chiefs, Jan 16, 2022 |
| | 2 vs. Cleveland Browns, Jan 10, 2021 | Tackles For Loss | 1 at Kansas City Chiefs, Jan 16, 2022 |
| Solo Tackles | 2 at Kansas City Chiefs, Jan 16, 2022 | | |
| | 1 vs. Cleveland Browns, Jan 10, 2021 | | |

2023 GAME-BY-GAME REGULAR-SEASON STATISTICS (STEELERS)

| DATE | OPPONENT | P/S | TACKLES | | | | | | | | INTERCEPTIONS | | | | O. FUMB | | | ST | | | | MISC | | W/L | SCORE | | |
|--------------------|-------------|-------|---------|----|----|-----|------|-----|-----|-----|---------------|-----|----|----|---------|----|----|----|-----|----|---|------|----|-----|-------|------|-------|
| | | | TK | S | A | SK | YDS | TFL | YDS | QBH | NO | YDS | LG | TD | PD | FF | FR | TD | YDS | TK | S | A | FF | | | FR | S |
| 09/10 | 49ers | S | 7 | 4 | 3 | 0.0 | 0.0 | 1 | 1 | 0 | 0 | 0 | 0 | 0 | 0 | 0 | 0 | 0 | 0 | 0 | 0 | 0 | 0 | 0 | 0 | L | 7-30 |
| 09/18 | Browns | S | 7 | 5 | 2 | 1.0 | 4.0 | 1 | 0 | 2 | 1 | 30 | 30 | 1 | 1 | 0 | 0 | 0 | 0 | 0 | 0 | 0 | 0 | 0 | 0 | W | 26-22 |
| 09/24 | at Raiders | S | 0 | 0 | 0 | 0.0 | 0.0 | 0 | 0 | 2 | 0 | 0 | 0 | 0 | 0 | 0 | 0 | 0 | 0 | 0 | 0 | 0 | 0 | 0 | 0 | W | 23-18 |
| 10/01 | at Texans | S | 3 | 0 | 3 | 0.0 | 0.0 | 0 | 0 | 2 | 0 | 0 | 0 | 0 | 0 | 0 | 0 | 0 | 0 | 0 | 0 | 0 | 0 | 0 | 0 | L | 6-30 |
| 10/08 | Ravens | S | 2 | 1 | 1 | 1.0 | 8.0 | 0 | 0 | 0 | 0 | 0 | 0 | 0 | 0 | 1 | 0 | 0 | 0 | 0 | 0 | 0 | 0 | 0 | 0 | W | 17-10 |
| 10/22 | at Rams | S | 2 | 2 | 0 | 0.0 | 0.0 | 0 | 0 | 0 | 0 | 0 | 0 | 0 | 0 | 0 | 0 | 0 | 0 | 0 | 0 | 0 | 0 | 0 | 0 | W | 24-17 |
| 10/29 | Jaguars | S | 4 | 3 | 1 | 0.5 | 3.5 | 1 | 4 | 1 | 0 | 0 | 0 | 0 | 0 | 0 | 0 | 0 | 0 | 0 | 0 | 0 | 0 | 0 | 0 | L | 10-20 |
| 11/02 | Titans | S | 4 | 2 | 2 | 2.0 | 12.0 | 2 | 12 | 5 | 0 | 0 | 0 | 0 | 0 | 0 | 0 | 0 | 0 | 0 | 0 | 0 | 0 | 0 | 0 | W | 20-16 |
| 11/12 | Packers | S | 3 | 1 | 2 | 0.0 | 0.0 | 0 | 0 | 1 | 0 | 0 | 0 | 0 | 1 | 0 | 0 | 0 | 0 | 0 | 0 | 0 | 0 | 0 | 0 | W | 23-19 |
| 11/19 | at Browns | S | 6 | 2 | 4 | 0.0 | 0.0 | 0 | 0 | 0 | 0 | 0 | 0 | 0 | 0 | 0 | 0 | 0 | 0 | 0 | 0 | 0 | 0 | 0 | 0 | L | 10-13 |
| 11/26 | at Bengals | S | 1 | 0 | 1 | 0.0 | 0.0 | 0 | 0 | 0 | 0 | 0 | 0 | 0 | 0 | 0 | 0 | 0 | 0 | 0 | 0 | 0 | 0 | 0 | 0 | W | 16-10 |
| 12/03 | Cardinals | S | 8 | 5 | 3 | 1.5 | 10.0 | 2 | 9 | 2 | 0 | 0 | 0 | 0 | 0 | 0 | 0 | 0 | 0 | 0 | 0 | 0 | 0 | 0 | 0 | L | 10-24 |
| 12/07 | Patriots | S | 2 | 2 | 0 | 0.0 | 0.0 | 0 | 0 | 0 | 0 | 0 | 0 | 0 | 0 | 0 | 0 | 0 | 0 | 0 | 0 | 0 | 0 | 0 | 0 | L | 18-21 |
| 12/16 | at Colts | S | 4 | 4 | 0 | 0.0 | 0.0 | 0 | 0 | 0 | 0 | 0 | 0 | 0 | 0 | 0 | 0 | 0 | 0 | 0 | 0 | 0 | 0 | 0 | 0 | L | 13-30 |
| 12/23 | Bengals | S | 1 | 1 | 0 | 1.0 | 7.0 | 1 | 7 | 1 | 1 | 0 | 0 | 0 | 1 | 0 | 0 | 0 | 0 | 0 | 0 | 0 | 0 | 0 | 0 | W | 34-11 |
| 12/31 | at Seahawks | S | 0 | 0 | 0 | 0.0 | 0.0 | 0 | 0 | 1 | 0 | 0 | 0 | 0 | 0 | 0 | 0 | 0 | 0 | 0 | 0 | 0 | 0 | 0 | 0 | W | 30-23 |
| 01/06 | at Ravens | S | 3 | 2 | 1 | 0.0 | 0.0 | 0 | 0 | 0 | 0 | 0 | 0 | 0 | 0 | 0 | 0 | 0 | 0 | 0 | 0 | 0 | 0 | 0 | 0 | W | 17-10 |
| 2023 TOTALS | | 17-17 | 57 | 34 | 23 | 7.0 | 44.5 | 8 | 33 | 18 | 2 | 30 | 30 | 1 | 3 | 2 | 0 | 0 | 0 | 0 | 0 | 0 | 0 | 0 | 0 | 10-7 | |

2022 GAME-BY-GAME REGULAR-SEASON STATISTICS (STEELERS)

| DATE | OPPONENT | P/S | TACKLES | | | | | | | | INTERCEPTIONS | | | | O. FUMB | | | ST | | | | MISC | | W/L | SCORE | | |
|--------------------|-------------|-------|---------|----|----|------|-------|-----|-----|-----|---------------|-----|----|----|---------|----|----|----|-----|----|---|------|----|-----|-------|-----|--------|
| | | | TK | S | A | SK | YDS | TFL | YDS | QBH | NO | YDS | LG | TD | PD | FF | FR | TD | YDS | TK | S | A | FF | | | FR | S |
| 09/11 | at Bengals | S | 9 | 6 | 3 | 3.0 | 23.0 | 2 | 14 | 4 | 0 | 0 | 0 | 0 | 0 | 1 | 0 | 0 | 0 | 0 | 0 | 0 | 0 | 0 | 0 | W | 23-20+ |
| 09/18 | Patriots | S | 3 | 2 | 1 | 0.0 | 0.0 | 0 | 0 | 1 | 0 | 0 | 0 | 0 | 0 | 0 | 0 | 0 | 0 | 0 | 0 | 0 | 0 | 0 | 0 | L | 14-17 |
| 09/22 | at Browns | S | 8 | 6 | 2 | 1.5 | 11.0 | 2 | 12 | 2 | 0 | 0 | 0 | 0 | 0 | 0 | 0 | 0 | 0 | 0 | 0 | 0 | 0 | 0 | 0 | L | 17-29 |
| 10/02 | Jets | S | 4 | 1 | 3 | 1.0 | 4.0 | 1 | 4 | 1 | 0 | 0 | 0 | 0 | 0 | 0 | 0 | 0 | 0 | 0 | 0 | 0 | 0 | 0 | 0 | L | 20-24 |
| 10/09 | at Bills | S | 1 | 1 | 0 | 0.0 | 0.0 | 1 | 4 | 0 | 0 | 0 | 0 | 0 | 0 | 0 | 0 | 0 | 0 | 0 | 0 | 0 | 0 | 0 | 0 | L | 3-38 |
| 10/16 | Buccaneers | S | 1 | 1 | 0 | 1.0 | 9.0 | 0 | 0 | 1 | 0 | 0 | 0 | 1 | 1 | 0 | 0 | 0 | 0 | 0 | 0 | 0 | 0 | 0 | 0 | W | 20-18 |
| 10/23 | at Dolphins | S | 1 | 0 | 1 | 0.0 | 0.0 | 0 | 0 | 0 | 0 | 0 | 0 | 0 | 0 | 0 | 0 | 0 | 0 | 0 | 0 | 0 | 0 | 0 | 0 | L | 10-16 |
| 10/30 | at Eagles | S | 4 | 2 | 2 | 0.0 | 0.0 | 1 | 10 | 0 | 0 | 0 | 0 | 0 | 0 | 0 | 0 | 0 | 0 | 0 | 0 | 0 | 0 | 0 | 0 | L | 13-35 |
| 11/13 | Saints | S | 5 | 3 | 2 | 2.0 | 17.0 | 1 | 8 | 1 | 0 | 0 | 0 | 0 | 0 | 1 | 0 | 0 | 0 | 0 | 0 | 0 | 0 | 0 | 0 | W | 20-10 |
| 11/20 | Bengals | S | 1 | 0 | 1 | 0.5 | 3.0 | 0 | 0 | 3 | 0 | 0 | 0 | 0 | 0 | 0 | 0 | 0 | 0 | 0 | 0 | 0 | 0 | 0 | 0 | L | 30-37 |
| 11/28 | at Colts | S | 6 | 4 | 2 | 1.0 | 7.0 | 0 | 0 | 2 | 0 | 0 | 0 | 0 | 0 | 1 | 0 | 0 | 0 | 0 | 0 | 0 | 0 | 0 | 0 | W | 24-17 |
| 12/04 | at Falcons | S | 1 | 1 | 0 | 0.0 | 0.0 | 0 | 0 | 0 | 0 | 0 | 0 | 0 | 0 | 0 | 0 | 0 | 0 | 0 | 0 | 0 | 0 | 0 | 0 | W | 19-16 |
| 12/11 | Ravens | S | 3 | 1 | 2 | 0.0 | 0.0 | 0 | 0 | 0 | 0 | 0 | 0 | 0 | 0 | 0 | 0 | 0 | 0 | 0 | 0 | 0 | 0 | 0 | 0 | L | 14-16 |
| 12/18 | at Panthers | S | 4 | 3 | 1 | 1.0 | 8.0 | 1 | 8 | 1 | 0 | 0 | 0 | 0 | 0 | 1 | 0 | 0 | 0 | 0 | 0 | 0 | 0 | 0 | 0 | W | 24-16 |
| 12/24 | Raiders | S | 1 | 1 | 0 | 1.0 | 13.0 | 1 | 13 | 1 | 0 | 0 | 0 | 0 | 0 | 0 | 0 | 0 | 0 | 0 | 0 | 0 | 0 | 0 | 0 | W | 13-10 |
| 01/01 | at Ravens | S | 3 | 0 | 3 | 0.0 | 0.0 | 0 | 0 | 0 | 0 | 0 | 0 | 0 | 0 | 0 | 0 | 0 | 0 | 0 | 0 | 0 | 0 | 0 | 0 | W | 16-13 |
| 01/08 | Browns | S | 8 | 6 | 2 | 2.5 | 23.0 | 2 | 18 | 3 | 0 | 0 | 0 | 0 | 0 | 0 | 0 | 0 | 0 | 0 | 0 | 0 | 0 | 0 | 0 | W | 28-14 |
| 2022 TOTALS | | 17-17 | 63 | 38 | 25 | 14.5 | 118.0 | 12 | 91 | 20 | 0 | 0 | 0 | 0 | 1 | 5 | 0 | 0 | 0 | 0 | 0 | 0 | 0 | 0 | 0 | 9-8 | |

+/- Overtime

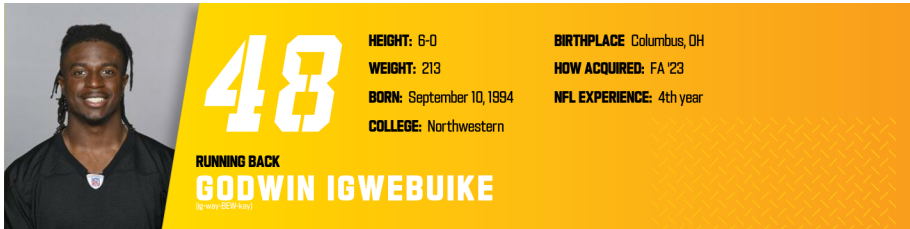
2021 GAME-BY-GAME REGULAR-SEASON STATISTICS (STEELERS)

| DATE | OPPONENT | P/S | TACKLES | | | | | | | INTERCEPTIONS | | | | O. FUMB | | | ST | | | | MISC | | W/L | SCORE | | | | |
|-------------|-------------|-------|------------------|----|----|-----|------|-----|-----|---------------|----|-----|----|---------|----|----|----|----|-----|----|------|---|-----|-------|----|-------|--------|-------|
| | | | TK | S | A | SK | YDS | TFL | YDS | QBH | NO | YDS | LG | TD | PD | FF | FR | TD | YDS | TK | S | A | | | FF | FR | S | A |
| 09/12 | at Bills | S | 4 | 3 | 1 | 0.0 | 0.0 | 0 | 0 | 0 | 0 | 0 | 0 | 0 | 0 | 0 | 0 | 0 | 0 | 0 | 0 | 0 | 0 | 0 | 0 | 0 | W | 23-16 |
| 09/19 | Raiders | S | 4 | 3 | 1 | 0.0 | 0.0 | 1 | 4 | 0 | 0 | 0 | 0 | 0 | 0 | 0 | 0 | 0 | 0 | 0 | 0 | 0 | 0 | 0 | 0 | L | 17-26 | |
| 09/26 | Bengals | | ON INACTIVE LIST | | | | | | | | | | | | | | | | | | | | | | | | | |
| 10/03 | at Packers | S | 5 | 2 | 3 | 0.0 | 0.0 | 0 | 0 | 0 | 0 | 0 | 0 | 0 | 0 | 0 | 0 | 0 | 0 | 0 | 0 | 0 | 0 | 0 | 0 | L | 17-27 | |
| 10/10 | Broncos | S | 1 | 1 | 0 | 0.0 | 0.0 | 0 | 0 | 0 | 0 | 0 | 0 | 0 | 0 | 0 | 0 | 0 | 0 | 0 | 0 | 0 | 0 | 0 | 0 | W | 27-19 | |
| 10/17 | Seahawks | S | 7 | 2 | 5 | 1.5 | 15.5 | 2 | 9 | 4 | 0 | 0 | 0 | 0 | 0 | 0 | 0 | 0 | 0 | 0 | 0 | 0 | 0 | 0 | 0 | W | 23-20+ | |
| 10/31 | at Browns | S | 4 | 1 | 3 | 0.0 | 0.0 | 1 | 1 | 0 | 0 | 0 | 0 | 0 | 0 | 0 | 0 | 0 | 0 | 0 | 0 | 0 | 0 | 0 | 0 | W | 15-10 | |
| 11/08 | Bears | S | 3 | 0 | 3 | 0.0 | 0.0 | 0 | 0 | 2 | 0 | 0 | 0 | 0 | 0 | 0 | 0 | 0 | 0 | 0 | 0 | 0 | 0 | 0 | 0 | W | 29-27 | |
| 11/14 | Lions | S | 11 | 8 | 3 | 0.0 | 0.0 | 2 | 9 | 1 | 0 | 0 | 0 | 0 | 0 | 0 | 0 | 0 | 0 | 0 | 0 | 0 | 0 | 0 | 0 | T | 16-16 | |
| 11/21 | at Chargers | S | 6 | 3 | 3 | 1.5 | 6.0 | 1 | 4 | 3 | 0 | 0 | 0 | 0 | 0 | 0 | 0 | 0 | 0 | 0 | 0 | 0 | 0 | 0 | 0 | L | 37-41 | |
| 11/28 | at Bengals | S | 5 | 3 | 2 | 0.0 | 0.0 | 2 | 8 | 0 | 0 | 0 | 0 | 0 | 0 | 0 | 0 | 0 | 0 | 0 | 0 | 0 | 0 | 0 | 0 | L | 10-41 | |
| 12/05 | Ravens | S | 3 | 3 | 0 | 0.0 | 0.0 | 2 | 3 | 0 | 0 | 0 | 0 | 0 | 0 | 0 | 0 | 0 | 0 | 0 | 0 | 0 | 0 | 0 | 0 | W | 20-19 | |
| 12/09 | at Vikings | S | 1 | 1 | 0 | 0.0 | 0.0 | 1 | 0 | 0 | 0 | 0 | 0 | 0 | 0 | 0 | 0 | 0 | 0 | 0 | 0 | 0 | 0 | 0 | 0 | L | 28-36 | |
| 12/19 | Titans | S | 4 | 4 | 0 | 0.0 | 0.0 | 0 | 0 | 1 | 0 | 0 | 0 | 0 | 0 | 0 | 0 | 0 | 0 | 0 | 0 | 0 | 0 | 0 | 0 | W | 19-13 | |
| 12/26 | at Chiefs | S | 5 | 2 | 3 | 1.0 | 0.0 | 0 | 0 | 1 | 0 | 0 | 0 | 0 | 1 | 0 | 0 | 0 | 0 | 0 | 0 | 0 | 0 | 0 | 0 | L | 10-36 | |
| 01/03 | Browns | S | 7 | 7 | 0 | 2.0 | 14.0 | 3 | 16 | 2 | 0 | 0 | 0 | 0 | 0 | 0 | 0 | 0 | 0 | 0 | 0 | 0 | 0 | 0 | 0 | W | 26-14 | |
| 01/09 | at Ravens | S | 4 | 3 | 1 | 0.0 | 0.0 | 0 | 0 | 1 | 0 | 0 | 0 | 0 | 0 | 0 | 0 | 0 | 0 | 0 | 0 | 0 | 0 | 0 | 0 | W | 16-13+ | |
| 2021 TOTALS | | 16-16 | 74 | 46 | 28 | 6.0 | 35.5 | 15 | 54 | 15 | 0 | 0 | 0 | 0 | 1 | 0 | 0 | 0 | 0 | 0 | 0 | 0 | 0 | 0 | 0 | 9-7-1 | | |

+ - Overtime

2020 GAME-BY-GAME REGULAR-SEASON STATISTICS (STEELERS)

| DATE | OPPONENT | P/S | TACKLES | | | | | | | INTERCEPTIONS | | | | O. FUMB | | | ST | | | | MISC | | W/L | SCORE | | | |
|-------------|---------------|------|---------|----|----|-----|------|-----|-----|---------------|----|-----|----|---------|----|----|----|----|-----|----|------|---|-----|-------|----|------|-------|
| | | | TK | S | A | SK | YDS | TFL | YDS | QBH | NO | YDS | LG | TD | PD | FF | FR | TD | YDS | TK | S | A | | | FF | FR | S |
| 09/14 | at Giants | P | 1 | 1 | 0 | 0.0 | 0.0 | 0 | 0 | 0 | 0 | 0 | 0 | 0 | 0 | 0 | 0 | 0 | 0 | 0 | 0 | 0 | 0 | 0 | 0 | W | 26-16 |
| 09/20 | Broncos | P | 0 | 0 | 0 | 0.0 | 0.0 | 0 | 0 | 0 | 0 | 0 | 0 | 0 | 0 | 0 | 0 | 0 | 0 | 0 | 0 | 0 | 0 | 0 | 0 | W | 26-21 |
| 09/27 | Texans | P | 1 | 1 | 0 | 0.0 | 0.0 | 1 | 1 | 0 | 0 | 0 | 0 | 0 | 0 | 0 | 0 | 0 | 0 | 0 | 0 | 0 | 0 | 0 | 0 | W | 28-21 |
| 10/11 | Eagles | P | 1 | 1 | 0 | 0.0 | 0.0 | 0 | 0 | 0 | 0 | 0 | 0 | 0 | 0 | 0 | 0 | 0 | 0 | 0 | 0 | 0 | 0 | 0 | 0 | W | 38-29 |
| 10/18 | Browns | P | 0 | 0 | 0 | 0.0 | 0.0 | 0 | 0 | 0 | 0 | 0 | 0 | 0 | 0 | 0 | 0 | 0 | 3 | 2 | 1 | 0 | 0 | 0 | 0 | W | 38-7 |
| 10/25 | at Titans | P | 4 | 3 | 1 | 0.0 | 0.0 | 0 | 0 | 0 | 0 | 0 | 0 | 0 | 0 | 0 | 0 | 0 | 0 | 0 | 0 | 0 | 0 | 0 | 0 | W | 27-24 |
| 11/01 | at Ravens | P | 2 | 0 | 2 | 0.0 | 0.0 | 0 | 0 | 0 | 1 | 2 | 2 | 0 | 1 | 0 | 0 | 0 | 0 | 0 | 0 | 0 | 0 | 0 | 0 | W | 28-24 |
| 11/08 | at Cowboys | P | 2 | 2 | 0 | 1.0 | 6.0 | 1 | 6 | 1 | 0 | 0 | 0 | 0 | 0 | 0 | 0 | 0 | 1 | 1 | 0 | 0 | 0 | 0 | 0 | W | 24-19 |
| 11/15 | Bengals | P | 1 | 1 | 0 | 0.0 | 0.0 | 1 | 1 | 0 | 0 | 0 | 0 | 0 | 0 | 0 | 0 | 0 | 0 | 0 | 0 | 0 | 0 | 0 | 0 | W | 36-10 |
| 11/22 | at Jaguars | P | 2 | 2 | 0 | 0.0 | 0.0 | 0 | 0 | 0 | 0 | 0 | 0 | 0 | 0 | 0 | 0 | 0 | 0 | 0 | 0 | 0 | 0 | 0 | 0 | W | 27-3 |
| 12/02 | Ravens | P | 1 | 0 | 1 | 0.0 | 0.0 | 0 | 0 | 0 | 0 | 0 | 0 | 0 | 0 | 0 | 0 | 0 | 1 | 0 | 1 | 0 | 0 | 0 | 0 | W | 19-14 |
| 12/07 | Football Team | S | 5 | 2 | 3 | 0.0 | 0.0 | 0 | 0 | 0 | 0 | 0 | 0 | 0 | 0 | 0 | 0 | 0 | 0 | 0 | 0 | 0 | 0 | 0 | 0 | L | 17-23 |
| 12/13 | at Bills | S | 1 | 1 | 0 | 0.0 | 0.0 | 1 | 4 | 1 | 0 | 0 | 0 | 0 | 0 | 0 | 0 | 0 | 0 | 0 | 0 | 0 | 0 | 0 | 0 | L | 15-26 |
| 12/21 | at Bengals | S | 5 | 3 | 2 | 0.0 | 0.0 | 0 | 0 | 1 | 0 | 0 | 0 | 0 | 0 | 0 | 0 | 0 | 0 | 0 | 0 | 0 | 0 | 0 | 0 | L | 17-27 |
| 12/27 | Colts | S | 7 | 3 | 4 | 0.0 | 0.0 | 0 | 0 | 2 | 0 | 0 | 0 | 0 | 0 | 0 | 0 | 0 | 1 | 1 | 0 | 0 | 0 | 0 | 0 | W | 28-24 |
| 01/03 | at Browns | S | 9 | 6 | 3 | 1.0 | 10.0 | 1 | 10 | 1 | 0 | 0 | 0 | 0 | 0 | 0 | 0 | 0 | 0 | 0 | 0 | 0 | 0 | 0 | 0 | L | 22-24 |
| 2020 TOTALS | | 16-5 | 42 | 26 | 16 | 2.0 | 16.0 | 5 | 22 | 6 | 1 | 2 | 2 | 0 | 1 | 0 | 0 | 0 | 6 | 4 | 2 | 0 | 0 | 0 | 0 | 12-4 | |



48

HEIGHT: 6-0
WEIGHT: 213
BORN: September 10, 1994
COLLEGE: Northwestern

BIRTHPLACE: Columbus, OH
HOW ACQUIRED: FA '23
NFL EXPERIENCE: 4th year

RUNNING BACK
GODWIN IGWEBUIKE
(by way of FA)

PRO CAREER

- ✦ Has appeared in 30 career games (one start) in his four-year NFL career (Tampa Bay 2018; San Francisco 2018; Detroit 2021; Seattle 2022; Atlanta 2023)
- ✦ Has totaled 21 carries for 122 rushing yards and one rushing TD
- ✦ Has also returned 39 kicks for 1,006 yards
- ✦ Made NFL starting debut in Week 14 of 2021 (at Denver)
- ✦ Made NFL debut in Week 1 of 2021 (vs. San Francisco)

2023 (STEELERS/FALCONS)

- ✦ Played for the Falcons in both Week 1 and 2
- ✦ Contributed on offense and helped to record 221 total net yards, including 130 rushing yards in Week 1 vs. Carolina

2022 (SEAHAWKS)

- ✦ Played in five games
- ✦ Returned 11 kicks for 308 yards, including a career-long 50-yard return

2021 (LIONS)

- ✦ Played in all 17 regular-season games (one start)
- ✦ Registered 18 rushes for 118 rushing yards and one rushing TD after converting from safety to running back
- ✦ Returned 28 kicks for 697 yards

2018 (49ERS/BUCCANEERS)

- ✦ Appeared in five games with the 49ers and one with the Bucs

TRANSACTIONS

- ✦ Signed to the Pittsburgh active roster off the Falcons practice squad on Sept. 20, 2023
- ✦ Signed to the Atlanta practice squad on Aug. 30, 2023
- ✦ Waived by the Falcons on Aug. 29, 2023
- ✦ Signed by Atlanta on July 30, 2023
- ✦ Signed to the Seattle active roster on Dec. 26, 2022
- ✦ Signed to the Seahawks practice squad on Nov. 8, 2022
- ✦ Released by Seattle on Oct. 25, 2022
- ✦ Signed to the Seahawks practice squad on Sept. 28, 2022
- ✦ Released by Detroit on Aug. 30, 2022
- ✦ Signed a Reserve/Futures contract with the Lions on Jan. 14, 2021
- ✦ Released by the N.Y. Jets on Aug. 31, 2019
- ✦ Claimed via waivers by the Jets on Aug. 4, 2019
- ✦ Released by Philadelphia on Aug. 3, 2019
- ✦ Claimed via waivers by the Eagles on April 30, 2019
- ✦ Released by San Francisco on April 29, 2019
- ✦ Claimed via waivers by the 49ers on Nov. 27, 2018
- ✦ Released by Tampa Bay on Nov. 26, 2018
- ✦ Signed to the Buccaneers practice squad on Sept. 2, 2018
- ✦ Released by Tampa Bay on Sept. 1, 2018
- ✦ Signed as an undrafted free agent by the Buccaneers on May 11, 2018

COLLEGE

- ✦ Played four seasons (2014-17) at Northwestern
- ✦ Appeared in 50 games (43 starts) and recorded 324 total tackles (214 solo), 31 passes defended, seven interceptions, three forced fumbles and three fumble recoveries
- ✦ Two-time Second-Team All-Big Ten selection
- ✦ As a redshirt senior in 2017, played in 13 games (12 starts) and led NU defensive backs and ranked third on the team with 78 total tackles (51 solo). Also had a team-best 11 passes defended, two interceptions, one forced fumble and one fumble recovery
- ✦ Started all 13 games as a redshirt junior in 2016 and led the Wildcats with 108 total tackles (78 solo)
- ✦ Also defended nine passes defended, one forced fumble and one fumble recovery
- ✦ As a redshirt sophomore in 2015, started every game and finished second on the team with 87 total tackles (51 solo). Also recorded two passes defended and forced and recovered a fumble
- ✦ In 2014, played in 11 games (five starts) and tied for the team-lead 51 total tackles (34 solo)
- ✦ Also tallied six passes defended and a career-high three interceptions
- ✦ Redshirted in 2013 as a freshman

PERSONAL

- ✦ Attended Pickerington North (Ohio) H.S.
- ✦ Led Pickerington North to a 12-2 record, a Regional 3 DI Championship and an appearance in the state semifinals after recording 1,985 yards on the ground, 29 TDs and 15 catches for 179 receiving yards
- ✦ Also notched five interceptions, including a pick-six, along with 79 tackles and two forced fumbles as a senior
- ✦ Selected as the 2012 Collegiate Sports of America PrepStar Player of the Year for Central Ohio
- ✦ Named First-Team OCC-Ohio Division
- ✦ Spent the 2020 season with the Seattle Dragons of the XFL
- ✦ Nephew of former NFL K Donald Igwebuike, a Nigerian-born kicker who scored the fourth-most points in Bucs history
- ✦ Majored in learning and organizational change
- ✦ Full name: Godwin Eric Igwebuike
- ✦ Son of Leo and Ebony Igwebuike

GODWIN IGWEBUIKE'S NFL REGULAR SEASON RUSHING/RECEIVING STATISTICS

| DATE | TEAM | GP | GS | RUSHING | | | | | RECEIVING | | | | | |
|---------------------------------------|------------|-----------|----------|-----------|------------|------------|------------|----------|-----------|-----------|------------|-----------|----------|----------|
| | | | | NO. | YDS. | AVG. | LG | TD | NO. | YDS. | AVG. | LG | TD | |
| 2018 | Buccaneers | 1 | 0 | 0 | 0 | 0.0 | 0 | 0 | 0 | 0 | 0 | 0.0 | 0 | 0 |
| Went from Tampa Bay to San Francisco. | | | | | | | | | | | | | | |
| 2018 | 49ers | 5 | 0 | 0 | 0 | 0.0 | 0 | 0 | 0 | 0 | 0 | 0.0 | 0 | 0 |
| 2018 | TOTAL | 6 | 0 | 0 | 0 | 0.0 | 0 | 0 | 0 | 0 | 0 | 0.0 | 0 | 0 |
| 2021 | Lions | 17 | 1 | 18 | 118 | 6.6 | 42T | 1 | 7 | 60 | 8.6 | 18 | 0 | 0 |
| 2022 | Seahawks | 5 | 0 | 3 | 4 | 1.3 | 4 | 0 | 1 | 3 | 3.0 | 3 | 0 | 0 |
| 2023 | Falcons | 2 | 0 | 0 | 0 | 0.0 | 0 | 0 | 0 | 0 | 0.0 | 0 | 0 | 0 |
| Went from Atlanta to Pittsburgh. | | | | | | | | | | | | | | |
| 2023 | Steelers | 0 | 0 | 0 | 0 | 0.0 | 0 | 0 | 0 | 0 | 0.0 | 0 | 0 | 0 |
| 2023 | TOTAL | 2 | 0 | 0 | 0 | 0.0 | 0 | 0 | 0 | 0 | 0.0 | 0 | 0 | 0 |
| NFL TOTALS | | 30 | 1 | 21 | 122 | 5.8 | 42T | 1 | 8 | 63 | 7.9 | 18 | 0 | 0 |

GODWIN IGWEBUIKE'S NFL POSTSEASON RUSHING/RECEIVING STATISTICS

| DATE | TEAM | GP | GS | RUSHING | | | | | RECEIVING | | | | | |
|-------------------|----------|----------|----------|----------|----------|------------|----------|----------|-----------|----------|------------|----------|----------|----------|
| | | | | NO. | YDS. | AVG. | LG | TD | NO. | YDS. | AVG. | LG | TD | |
| 2022 | Seahawks | 1 | 0 | 0 | 0 | 0.0 | 0 | 0 | 0 | 0 | 0.0 | 0 | 0 | 0 |
| NFL TOTALS | | 1 | 0 | 0 | 0 | 0.0 | 0 | 0 | 0 | 0 | 0.0 | 0 | 0 | 0 |

GODWIN IGWEBUIKE'S NFL REGULAR SEASON RETURN STATISTICS

| DATE | TEAM | KICKOFF RETURNS | | | | | PUNT RETURNS | | | | | |
|---------------------------------------|------------|-----------------|--------------|-------------|-----------|----------|--------------|----------|----------|------------|----------|----------|
| | | RET. | YDS. | AVG. | LG | TD | NO. | FC | YDS. | AVG. | LG | TD |
| 2018 | Buccaneers | 0 | 0 | 0.0 | 0 | 0 | 0 | 0 | 0 | 0.0 | 0 | 0 |
| Went from Tampa Bay to San Francisco. | | | | | | | | | | | | |
| 2018 | 49ers | 0 | 0 | 0.0 | 0 | 0 | 0 | 0 | 0 | 0.0 | 0 | 0 |
| 2018 | TOTAL | 0 | 0 | 0.0 | 0 | 0 | 0 | 0 | 0 | 0.0 | 0 | 0 |
| 2021 | Lions | 28 | 697 | 24.9 | 47 | 0 | 0 | 0 | 0 | 0.0 | 0 | 0 |
| 2022 | Seahawks | 11 | 308 | 28.0 | 50 | 0 | 0 | 0 | 0 | 0.0 | 0 | 0 |
| 2023 | Falcons | 0 | 0 | 0.0 | 0 | 0 | 0 | 0 | 0 | 0.0 | 0 | 0 |
| Went from Atlanta to Pittsburgh. | | | | | | | | | | | | |
| 2023 | Steelers | 11 | 282 | 25.6 | 36 | 0 | 0 | 0 | 0 | 0.0 | 0 | 0 |
| 2023 | TOTAL | 11 | 282 | 25.6 | 36 | 0 | 0 | 0 | 0 | 0.0 | 0 | 0 |
| NFL TOTALS | | 50 | 1,287 | 25.7 | 50 | 0 | 0 | 0 | 0 | 0.0 | 0 | 0 |

GODWIN IGWEBUIKE'S NFL POSTSEASON RETURN STATISTICS

| DATE | TEAM | KICKOFF RETURNS | | | | | PUNT RETURNS | | | | | |
|-------------------|----------|-----------------|------------|-------------|-----------|----------|--------------|----------|----------|------------|----------|----------|
| | | RET. | YDS. | AVG. | LG | TD | NO. | FC | YDS. | AVG. | LG | TD |
| 2022 | Seahawks | 6 | 150 | 25.0 | 37 | 0 | 0 | 0 | 0 | 0.0 | 0 | 0 |
| NFL TOTALS | | 6 | 150 | 25.0 | 37 | 0 | 0 | 0 | 0 | 0.0 | 0 | 0 |

GODWIN IGWEBUIKE'S NFL REGULAR SEASON DEFENSIVE STATISTICS

| DATE | TEAM | GP | GS | TACKLES | | | | | | | | INTERCEPTIONS | | | | O. FUMB | | | | ST | | | | MISC. | | | | |
|---------------------------------------|------------|-----------|----------|----------|----------|----------|----------|----------|----------|----------|----------|---------------|----------|----------|----------|----------|----------|----------|----------|----------|----------|----------|----------|----------|----------|----------|----------|----------|
| | | | | TK | S | A | TFL | YDS | SK | YDS | QBH | NO | YDS | LG | TD | PD | FF | FR | TD | YDS | TK | S | A | FF | FR | S | A | |
| 2018 | Buccaneers | 1 | 0 | 0 | 0 | 0 | 0 | 0 | 0 | 0 | 0 | 0 | 0 | 0 | 0 | 0 | 0 | 0 | 0 | 0 | 0 | 0 | 0 | 0 | 0 | 0 | 0 | |
| Went from Tampa Bay to San Francisco. | | | | | | | | | | | | | | | | | | | | | | | | | | | | |
| 2018 | 49ers | 5 | 0 | 0 | 0 | 0 | 0 | 0 | 0 | 0 | 0 | 0 | 0 | 0 | 0 | 0 | 0 | 0 | 0 | 0 | 0 | 0 | 0 | 0 | 0 | 0 | 0 | 0 |
| 2018 | TOTAL | 6 | 0 | 0 | 0 | 0 | 0 | 0 | 0 | 0 | 0 | 0 | 0 | 0 | 0 | 0 | 0 | 0 | 0 | 0 | 0 | 0 | 0 | 0 | 0 | 0 | 0 | 0 |
| 2021 | Lions | 17 | 1 | 0 | 0 | 0 | 0 | 0 | 0 | 0 | 0 | 0 | 0 | 0 | 0 | 0 | 0 | 0 | 0 | 0 | 0 | 0 | 0 | 0 | 0 | 0 | 0 | 0 |
| 2022 | Seahawks | 5 | 0 | 0 | 0 | 0 | 0 | 0 | 0 | 0 | 0 | 0 | 0 | 0 | 0 | 0 | 0 | 0 | 0 | 0 | 0 | 0 | 0 | 0 | 0 | 0 | 0 | 0 |
| 2023 | Falcons | 2 | 0 | 0 | 0 | 0 | 0 | 0 | 0 | 0 | 0 | 0 | 0 | 0 | 0 | 0 | 0 | 0 | 0 | 0 | 0 | 0 | 0 | 0 | 0 | 0 | 0 | 0 |
| Went from Atlanta to Pittsburgh. | | | | | | | | | | | | | | | | | | | | | | | | | | | | |
| 2023 | Steelers | 0 | 0 | 0 | 0 | 0 | 0 | 0 | 0 | 0 | 0 | 0 | 0 | 0 | 0 | 0 | 0 | 0 | 0 | 0 | 0 | 0 | 0 | 0 | 0 | 0 | 0 | 0 |
| 2023 | TOTAL | 2 | 0 | 0 | 0 | 0 | 0 | 0 | 0 | 0 | 0 | 0 | 0 | 0 | 0 | 0 | 0 | 0 | 0 | 0 | 0 | 0 | 0 | 0 | 0 | 0 | 0 | 0 |
| NFL TOTALS | | 30 | 1 | 0 | 0 | 0 | 0 | 0 | 0 | 0 | 0 | 0 | 0 | 0 | 0 | 0 | 0 | 0 | 0 | 0 | 0 | 0 | 0 | 0 | 0 | 0 | 0 | 0 |

GODWIN IGWEBUIKE'S NFL POSTSEASON DEFENSIVE STATISTICS

| DATE | TEAM | GP | GS | TACKLES | | | | | | | | INTERCEPTIONS | | | | O. FUMB | | | | ST | | | | MISC. | | | |
|-------------------|----------|----------|----------|----------|----------|----------|----------|----------|----------|----------|----------|---------------|----------|----------|----------|----------|----------|----------|----------|----------|----------|----------|----------|----------|----------|----------|----------|
| | | | | TK | S | A | TFL | YDS | SK | YDS | QBH | NO | YDS | LG | TD | PD | FF | FR | TD | YDS | TK | S | A | FF | FR | S | A |
| 2022 | Seahawks | 1 | 0 | 0 | 0 | 0 | 0 | 0 | 0 | 0 | 0 | 0 | 0 | 0 | 0 | 0 | 0 | 0 | 0 | 0 | 0 | 0 | 0 | 0 | 0 | 0 | 0 |
| NFL TOTALS | | 1 | 0 | 0 | 0 | 0 | 0 | 0 | 0 | 0 | 0 | 0 | 0 | 0 | 0 | 0 | 0 | 0 | 0 | 0 | 0 | 0 | 0 | 0 | 0 | 0 | 0 |

SINGLE-GAME HIGHS: RUSHING/RECEIVING

| | | | |
|-------------------|---|------------------------|--|
| Rush Attempts | 8 at Denver Broncos, Dec 12, 2021 3 vs. New York Jets, Jan 01, 2023 ...1 more at 3. | Longest Receptions | 18 vs. Philadelphia Eagles, Oct 31, 2021 17 vs. Philadelphia Eagles, Oct 31, 2021 |
| Rushing Yards | 56 at Pittsburgh Steelers, Nov 14, 2021 25 at Denver Broncos, Dec 12, 2021 | All-Purpose Yards | 184 vs. Philadelphia Eagles, Oct 31, 2021 178 at Pittsburgh Steelers, Nov 14, 2021 |
| Rushing Average | 3.1 at Denver Broncos, Dec 12, 2021 | Kickoff Returns | 5 at Pittsburgh Steelers, Nov 14, 2021 4 vs. Philadelphia Eagles, Oct 31, 2021 ...1 more at 4. |
| Longest Runs | 42t at Pittsburgh Steelers, Nov 14, 2021 14 at Pittsburgh Steelers, Nov 14, 2021 | Kickoff Return Yards | 126 vs. Philadelphia Eagles, Oct 31, 2021 122 at Pittsburgh Steelers, Nov 14, 2021 |
| Rushing TDs | 1 at Pittsburgh Steelers, Nov 14, 2021 | Longest Kickoff Return | 50 vs. Carolina Panthers, Dec 11, 2022 48 at Kansas City Chiefs, Dec 24, 2022 |
| Receptions | 3 vs. Philadelphia Eagles, Oct 31, 2021 2 vs. Arizona Cardinals, Dec 19, 2021 | Kickoff Return Average | 34.7 vs. Carolina Panthers, Dec 11, 2022 31.5 vs. Philadelphia Eagles, Oct 31, 2021 |
| Receiving Yards | 40 vs. Philadelphia Eagles, Oct 31, 2021 13 vs. Minnesota Vikings, Dec 05, 2021 | Special Teams Tackles | 1 vs. Los Angeles Rams, Jan 08, 2023 1 vs. New York Jets, Jan 01, 2023 ...10 more at 1. |
| Receiving Average | 13.3 vs. Philadelphia Eagles, Oct 31, 2021 | Most TDs | 1 at Pittsburgh Steelers, Nov 14, 2021 |

SINGLE-GAME HIGHS - POSTSEASON: RUSHING/RECEIVING

| | | | |
|----------------------|--|------------------------|---|
| All-Purpose Yards | 150 at San Francisco 49ers, Jan 14, 2023 | Longest Kickoff Return | 37 at San Francisco 49ers, Jan 14, 2023 |
| Kickoff Returns | 6 at San Francisco 49ers, Jan 14, 2023 | | 27 at San Francisco 49ers, Jan 14, 2023 |
| Kickoff Return Yards | 150 at San Francisco 49ers, Jan 14, 2023 | | 25 at San Francisco 49ers, Jan 14, 2023 22 at San Francisco 49ers, Jan 14, 2023 20 at San Francisco 49ers, Jan 14, 2023 |
| | | Kickoff Return Average | 25.0 at San Francisco 49ers, Jan 14, 2023 |

SINGLE-GAME HIGHS: DEFENSIVE

| | |
|-----------------------|---|
| Special Teams Tackles | 1 vs. Los Angeles Rams, Jan 08, 2023 1 vs. New York Jets, Jan 01, 2023 ...10 more at 1. |
|-----------------------|---|

2023 GAME-BY-GAME REGULAR-SEASON STATISTICS (FALCONS/STEELERS)

| DATE | OPPONENT | P/S | RUSHING | | | | | RECEIVING | | | | | W/L | SCORE |
|--------------------|---------------|-----|---------|------|------|----|---|-----------|------|------|----|----|------|-------|
| | | | NO. | YDS. | AVG. | LG | TD | NO. | YDS. | AVG. | LG | TD | | |
| 09/10 | Panthers | P | 0 | 0 | 0.0 | 0 | 0 | 0 | 0 | 0.0 | 0 | 0 | W | 24-10 |
| 09/17 | Packers | | | | | | PRACTICE SQUAD | | | | | | W | 25-24 |
| 09/24 | at Lions | | | | | | PRACTICE SQUAD | | | | | | L | 6-20 |
| 10/01 | at Jaguars | | | | | | PRACTICE SQUAD | | | | | | L | 7-23 |
| 10/08 | Texans | | | | | | PRACTICE SQUAD | | | | | | W | 21-19 |
| 10/15 | Commanders | | | | | | PRACTICE SQUAD | | | | | | L | 16-24 |
| 10/22 | at Buccaneers | | | | | | PRACTICE SQUAD | | | | | | W | 16-13 |
| 10/29 | at Titans | | | | | | PRACTICE SQUAD | | | | | | L | 23-28 |
| 11/05 | Vikings | | | | | | PRACTICE SQUAD | | | | | | L | 28-31 |
| 11/12 | at Cardinals | | | | | | PRACTICE SQUAD | | | | | | L | 23-25 |
| 11/19 | at Browns | | | | | | Went from Falcons to Steelers . ON INACTIVE LIST | | | | | | L | 10-13 |
| 11/26 | Saints | | | | | | Went from Steelers to Falcons . PRACTICE SQUAD | | | | | | W | 24-15 |
| 12/03 | at Jets | | | | | | PRACTICE SQUAD | | | | | | W | 13-8 |
| 12/10 | Buccaneers | | | | | | PRACTICE SQUAD | | | | | | L | 25-29 |
| 12/17 | at Panthers | | | | | | PRACTICE SQUAD | | | | | | L | 7-9 |
| 12/24 | Colts | | | | | | PRACTICE SQUAD | | | | | | W | 29-10 |
| 12/31 | at Bears | | | | | | PRACTICE SQUAD | | | | | | L | 17-37 |
| 01/07 | at Saints | | | | | | PRACTICE SQUAD | | | | | | L | 17-48 |
| 2023 TOTALS | | 1-0 | 0 | 0 | 0.0 | 0 | 0 | 0 | 0 | 0.0 | 0 | 0 | 7-11 | |

2022 GAME-BY-GAME REGULAR-SEASON STATISTICS (SEAHAWKS)

| DATE | OPPONENT | P/S | RUSHING | | | | | RECEIVING | | | | | W/L | SCORE |
|--------------------|---------------|------------|----------|----------|------------|----------|----------|-----------|----------|------------|----------|----------|------------|--------|
| | | | NO. | YDS. | AVG. | LG | TD | NO. | YDS. | AVG. | LG | TD | | |
| 09/12 | Broncos | | | | | | | | | | | | W | 17-16 |
| 09/18 | at 49ers | | | | | | | | | | | | L | 7-27 |
| 09/25 | Falcons | | | | | | | | | | | | L | 23-27 |
| 10/02 | at Lions | | | | | | | | | | | | W | 48-45 |
| 10/09 | at Saints | | | | | | | | | | | | L | 32-39 |
| 10/16 | Cardinals | | | | | | | | | | | | W | 19-9 |
| 10/23 | at Chargers | | | | | | | | | | | | W | 37-23 |
| 10/30 | Giants | | | | | | | | | | | | W | 27-13 |
| 11/06 | at Cardinals | | | | | | | | | | | | W | 31-21 |
| 11/13 | at Buccaneers | | | | | | | | | | | | L | 16-21 |
| 11/27 | Raiders | | | | | | | | | | | | L | 34-40 |
| 12/04 | at Rams | | | | | | | | | | | | W | 27-23 |
| 12/11 | Panthers | P | 0 | 0 | 0.0 | 0 | 0 | 0 | 0 | 0.0 | 0 | 0 | L | 24-30 |
| 12/15 | 49ers | P | 0 | 0 | 0.0 | 0 | 0 | 0 | 0 | 0.0 | 0 | 0 | L | 13-21 |
| 12/24 | at Chiefs | | | | | | | | | | | | L | 10-24 |
| 01/01 | Jets | P | 3 | 4 | 1.3 | 4 | 0 | 1 | 3 | 3.0 | 3 | 0 | W | 23-6 |
| 01/08 | Rams | P | 0 | 0 | 0.0 | 0 | 0 | 0 | 0 | 0.0 | 0 | 0 | W | 19-16+ |
| 2022 TOTALS | | 4-0 | 3 | 4 | 1.3 | 4 | 0 | 1 | 3 | 3.0 | 3 | 0 | 9-8 | |

+ - Overtime

2021 GAME-BY-GAME REGULAR-SEASON STATISTICS (LIONS)

| DATE | OPPONENT | P/S | RUSHING | | | | | RECEIVING | | | | | W/L/T | SCORE |
|--------------------|-------------|-------------|-----------|------------|------------|------------|----------|-----------|-----------|------------|-----------|----------|---------------|-------|
| | | | NO. | YDS. | AVG. | LG | TD | NO. | YDS. | AVG. | LG | TD | | |
| 09/12 | 49ers | P | 0 | 0 | 0.0 | 0 | 0 | 0 | 0 | 0.0 | 0 | 0 | L | 33-41 |
| 09/20 | at Packers | P | 0 | 0 | 0.0 | 0 | 0 | 0 | 0 | 0.0 | 0 | 0 | L | 17-35 |
| 09/26 | Ravens | P | 0 | 0 | 0.0 | 0 | 0 | 0 | 0 | 0.0 | 0 | 0 | L | 17-19 |
| 10/03 | at Bears | P | 0 | 0 | 0.0 | 0 | 0 | 0 | 0 | 0.0 | 0 | 0 | L | 14-24 |
| 10/10 | at Vikings | P | 0 | 0 | 0.0 | 0 | 0 | 0 | 0 | 0.0 | 0 | 0 | L | 17-19 |
| 10/17 | Bengals | P | 0 | 0 | 0.0 | 0 | 0 | 0 | 0 | 0.0 | 0 | 0 | L | 11-34 |
| 10/24 | at Rams | P | 0 | 0 | 0.0 | 0 | 0 | 0 | 0 | 0.0 | 0 | 0 | L | 19-28 |
| 10/31 | Eagles | P | 3 | 18 | 6.0 | 9 | 0 | 3 | 40 | 13.3 | 18 | 0 | L | 6-44 |
| 11/14 | at Steelers | P | 2 | 56 | 28.0 | 42t | 1 | 0 | 0 | 0.0 | 0 | 0 | T | 16-16 |
| 11/21 | at Browns | P | 0 | 0 | 0.0 | 0 | 0 | 1 | -4 | -4.0 | -4 | 0 | L | 10-13 |
| 11/25 | Bears | P | 1 | 11 | 11.0 | 11 | 0 | 0 | 0 | 0.0 | 0 | 0 | L | 14-16 |
| 12/05 | Vikings | P | 2 | 8 | 4.0 | 6 | 0 | 1 | 13 | 13.0 | 13 | 0 | W | 29-27 |
| 12/12 | at Broncos | S | 8 | 25 | 3.1 | 6 | 0 | 0 | 0 | 0.0 | 0 | 0 | L | 10-38 |
| 12/19 | Cardinals | P | 2 | 0 | 0.0 | 0 | 0 | 2 | 11 | 5.5 | 13 | 0 | W | 30-12 |
| 12/26 | at Falcons | P | 0 | 0 | 0.0 | 0 | 0 | 0 | 0 | 0.0 | 0 | 0 | L | 16-20 |
| 01/02 | at Seahawks | P | 0 | 0 | 0.0 | 0 | 0 | 0 | 0 | 0.0 | 0 | 0 | L | 29-51 |
| 01/09 | Packers | P | 0 | 0 | 0.0 | 0 | 0 | 0 | 0 | 0.0 | 0 | 0 | W | 37-30 |
| 2021 TOTALS | | 17-1 | 18 | 118 | 6.6 | 42T | 1 | 7 | 60 | 8.6 | 18 | 0 | 3-13-1 | |

2020 GAME-BY-GAME REGULAR-SEASON STATISTICS (JETS)

| DATE | OPPONENT | P/S | RUSHING | | | | | RECEIVING | | | | | W/L | SCORE |
|--------------------|-------------|------------|----------|----------|------------|----------|----------|-----------|----------|------------|----------|----------|-------------|-------|
| | | | NO. | YDS. | AVG. | LG | TD | NO. | YDS. | AVG. | LG | TD | | |
| 09/13 | at Bills | | | | | | | | | | | | L | 17-27 |
| 09/20 | 49ers | | | | | | | | | | | | L | 13-31 |
| 09/27 | at Colts | | | | | | | | | | | | L | 7-36 |
| 10/01 | Broncos | | | | | | | | | | | | L | 28-37 |
| 10/11 | Cardinals | | | | | | | | | | | | L | 10-30 |
| 10/18 | at Dolphins | | | | | | | | | | | | L | 0-24 |
| 10/25 | Bills | | | | | | | | | | | | L | 10-18 |
| 11/01 | at Chiefs | | | | | | | | | | | | L | 9-35 |
| 11/09 | Patriots | | | | | | | | | | | | L | 27-30 |
| 11/22 | at Chargers | | | | | | | | | | | | L | 28-34 |
| 11/29 | Dolphins | | | | | | | | | | | | L | 3-20 |
| 12/06 | Raiders | | | | | | | | | | | | L | 28-31 |
| 12/13 | at Seahawks | | | | | | | | | | | | L | 3-40 |
| 12/20 | at Rams | | | | | | | | | | | | W | 23-20 |
| 12/27 | Browns | | | | | | | | | | | | W | 23-16 |
| 01/03 | at Patriots | | | | | | | | | | | | L | 14-28 |
| 2020 TOTALS | | 0-0 | 0 | 0 | 0.0 | 0 | 0 | 0 | 0 | 0.0 | 0 | 0 | 2-14 | |

2019 GAME-BY-GAME REGULAR-SEASON STATISTICS (JETS)

| DATE | OPPONENT | P/S | RUSHING | | | | | RECEIVING | | | | | W/L | SCORE |
|-------------|-------------|-----|---------|------|------|----|----|-----------|------|------|----|----|-----|-------|
| | | | NO. | YDS. | AVG. | LG | TD | NO. | YDS. | AVG. | LG | TD | | |
| 09/08 | Bills | | | | | | | | | | | | L | 16-17 |
| 09/16 | Browns | | | | | | | | | | | | L | 3-23 |
| 09/22 | at Patriots | | | | | | | | | | | | L | 14-30 |
| 10/06 | at Eagles | | | | | | | | | | | | L | 6-31 |
| 10/13 | Cowboys | | | | | | | | | | | | W | 24-22 |
| 10/21 | Patriots | | | | | | | | | | | | L | 0-33 |
| 10/27 | at Jaguars | | | | | | | | | | | | L | 15-29 |
| 11/03 | at Dolphins | | | | | | | | | | | | L | 18-26 |
| 11/10 | Giants | | | | | | | | | | | | W | 34-27 |
| 11/17 | at Redskins | | | | | | | | | | | | W | 34-17 |
| 11/24 | Raiders | | | | | | | | | | | | W | 34-3 |
| 12/01 | at Bengals | | | | | | | | | | | | L | 6-22 |
| 12/08 | Dolphins | | | | | | | | | | | | W | 22-21 |
| 12/12 | at Ravens | | | | | | | | | | | | L | 21-42 |
| 12/22 | Steelers | | | | | | | | | | | | W | 16-10 |
| 12/29 | at Bills | | | | | | | | | | | | W | 13-6 |
| 2019 TOTALS | | 0-0 | 0 | 0 | 0.0 | 0 | 0 | 0 | 0 | 0.0 | 0 | 0 | 7-9 | |

2018 GAME-BY-GAME REGULAR-SEASON STATISTICS (BUCCANEERS/49ERS)

| DATE | OPPONENT | P/S | RUSHING | | | | | RECEIVING | | | | | W/L | SCORE |
|-------------|-------------|-----|---------|------|------|----|----|-----------|------|------|----|----|------|--------|
| | | | NO. | YDS. | AVG. | LG | TD | NO. | YDS. | AVG. | LG | TD | | |
| 09/09 | at Saints | | | | | | | | | | | | W | 48-40 |
| 09/16 | Eagles | | | | | | | | | | | | W | 27-21 |
| 09/24 | Steelers | | | | | | | | | | | | L | 27-30 |
| 09/30 | at Bears | | | | | | | | | | | | L | 10-48 |
| 10/14 | at Falcons | | | | | | | | | | | | L | 29-34 |
| 10/21 | Browns | | | | | | | | | | | | W | 26-23+ |
| 10/28 | at Bengals | | | | | | | | | | | | L | 34-37 |
| 11/04 | at Panthers | | | | | | | | | | | | L | 28-42 |
| 11/11 | Redskins | | | | | | | | | | | | L | 3-16 |
| 11/18 | at Giants | P | 0 | 0 | 0.0 | 0 | 0 | 0 | 0 | 0.0 | 0 | 0 | L | 35-38 |
| 11/25 | 49ers | | | | | | | | | | | | W | 27-9 |
| 12/02 | at Seahawks | | | | | | | | | | | | L | 16-43 |
| 12/09 | Broncos | | | | | | | | | | | | W | 20-14 |
| 12/16 | Seahawks | | | | | | | | | | | | W | 26-23+ |
| 12/23 | Bears | | | | | | | | | | | | L | 9-14 |
| 12/30 | at Rams | | | | | | | | | | | | L | 32-48 |
| 2018 TOTALS | | 1-0 | 0 | 0 | 0.0 | 0 | 0 | 0 | 0 | 0.0 | 0 | 0 | 6-10 | |

+ - Overtime

2022 GAME-BY-GAME POSTSEASON STATISTICS (SEAHAWKS)

| DATE | OPPONENT | P/S | RUSHING | | | | | RECEIVING | | | | | W/L | SCORE |
|-------------|----------|-----|---------|------|------|----|----|-----------|------|------|----|----|-----|-------|
| | | | NO. | YDS. | AVG. | LG | TD | NO. | YDS. | AVG. | LG | TD | | |
| 01/14 | at 49ers | P | 0 | 0 | 0.0 | 0 | 0 | 0 | 0 | 0.0 | 0 | 0 | L | 23-41 |
| 2022 TOTALS | | 1-0 | 0 | 0 | 0.0 | 0 | 0 | 0 | 0 | 0.0 | 0 | 0 | 0-1 | |

2023 GAME-BY-GAME REGULAR-SEASON STATISTICS (FALCONS/STEELERS)

| DATE | OPPONENT | P/S | TACKLES | | | | | | | INTERCEPTIONS | | | | O. FUMB | | | ST | | | | MISC | | W/L | SCORE | | | | |
|-------------|---------------|-----|---------|---|-----|-----|-----|-----|-----|---------------|----|-----|----|---------|----|----|----|----|-----|----|------|---|-----|-------|----|------|-------|-------|
| | | | TK | S | A | SK | YDS | TFL | YDS | QBH | NO | YDS | LG | TD | PD | FF | FR | TD | YDS | TK | S | A | | | FF | FR | S | A |
| 09/10 | Panthers | P | 0 | 0 | 0 | 0.0 | 0.0 | 0 | 0 | 0 | 0 | 0 | 0 | 0 | 0 | 0 | 0 | 0 | 0 | 0 | 0 | 0 | 0 | 0 | 0 | 0 | W | 24-10 |
| 09/17 | Packers | | | | | | | | | | | | | | | | | | | | | | | | | | L | 25-24 |
| 09/24 | at Lions | | | | | | | | | | | | | | | | | | | | | | | | | | L | 6-20 |
| 10/01 | at Jaguars | | | | | | | | | | | | | | | | | | | | | | | | | | L | 7-23 |
| 10/08 | Texans | | | | | | | | | | | | | | | | | | | | | | | | | W | 21-19 | |
| 10/15 | Commanders | | | | | | | | | | | | | | | | | | | | | | | | | L | 16-24 | |
| 10/22 | at Buccaneers | | | | | | | | | | | | | | | | | | | | | | | | | W | 16-13 | |
| 10/29 | at Titans | | | | | | | | | | | | | | | | | | | | | | | | | L | 23-28 | |
| 11/05 | Vikings | | | | | | | | | | | | | | | | | | | | | | | | | L | 28-31 | |
| 11/12 | at Cardinals | | | | | | | | | | | | | | | | | | | | | | | | | L | 23-25 | |
| 11/19 | at Browns | | | | | | | | | | | | | | | | | | | | | | | | | L | 10-13 | |
| 11/26 | Saints | | | | | | | | | | | | | | | | | | | | | | | | | W | 24-15 | |
| 12/03 | at Jets | | | | | | | | | | | | | | | | | | | | | | | | | W | 13-8 | |
| 12/10 | Buccaneers | | | | | | | | | | | | | | | | | | | | | | | | | L | 25-29 | |
| 12/17 | at Panthers | | | | | | | | | | | | | | | | | | | | | | | | | L | 7-9 | |
| 12/24 | Colts | | | | | | | | | | | | | | | | | | | | | | | | | W | 29-10 | |
| 12/31 | at Bears | | | | | | | | | | | | | | | | | | | | | | | | | L | 17-37 | |
| 01/07 | at Saints | | | | | | | | | | | | | | | | | | | | | | | | | L | 17-48 | |
| 2023 TOTALS | | 1-0 | 0 | 0 | 0.0 | 0.0 | 0 | 0 | 0 | 0 | 0 | 0 | 0 | 0 | 0 | 0 | 0 | 0 | 0 | 0 | 0 | 0 | 0 | 0 | 0 | 7-11 | | |

2022 GAME-BY-GAME REGULAR-SEASON STATISTICS (SEAHAWKS)

| DATE | OPPONENT | P/S | TACKLES | | | | | | | INTERCEPTIONS | | | | O. FUMB | | | ST | | | MISC | | W/L | SCORE | | | | |
|-------------|---------------|-----|---------|---|---|-----|-----|-----|-----|---------------|----|-----|----|---------|----|----|----|----|-----|------|---|-----|-------|---|----|-------|-------|
| | | | TK | S | A | SK | YDS | TFL | YDS | QBH | NO | YDS | LG | TD | PD | FF | FR | TD | YDS | TK | S | | | A | FF | FR | S |
| 09/12 | Broncos | | | | | | | | | | | | | | | | | | | | | | | | W | 17-16 | |
| 09/18 | at 49ers | | | | | | | | | | | | | | | | | | | | | | | | L | 7-27 | |
| 09/25 | Falcons | | | | | | | | | | | | | | | | | | | | | | | | L | 23-27 | |
| 10/02 | at Lions | | | | | | | | | | | | | | | | | | | | | | | | W | 48-45 | |
| 10/09 | at Saints | | | | | | | | | | | | | | | | | | | | | | | | L | 32-39 | |
| 10/16 | Cardinals | | | | | | | | | | | | | | | | | | | | | | | | W | 19-9 | |
| 10/23 | at Chargers | | | | | | | | | | | | | | | | | | | | | | | | W | 37-23 | |
| 10/30 | Giants | | | | | | | | | | | | | | | | | | | | | | | | W | 27-13 | |
| 11/06 | at Cardinals | | | | | | | | | | | | | | | | | | | | | | | | W | 31-21 | |
| 11/13 | at Buccaneers | | | | | | | | | | | | | | | | | | | | | | | | L | 16-21 | |
| 11/27 | Raiders | | | | | | | | | | | | | | | | | | | | | | | | L | 34-40 | |
| 12/04 | at Rams | | | | | | | | | | | | | | | | | | | | | | | | W | 27-23 | |
| 12/11 | Panthers | P | 0 | 0 | 0 | 0.0 | 0.0 | 0 | 0 | 0 | 0 | 0 | 0 | 0 | 0 | 0 | 0 | 0 | 0 | 0 | 0 | 0 | 0 | 0 | 0 | L | 24-30 |
| 12/15 | 49ers | P | 0 | 0 | 0 | 0.0 | 0.0 | 0 | 0 | 0 | 0 | 0 | 0 | 0 | 0 | 0 | 0 | 0 | 0 | 0 | 0 | 0 | 0 | 0 | 0 | L | 13-21 |
| 12/24 | at Chiefs | | | | | | | | | | | | | | | | | | | | | | | | L | 10-24 | |
| 01/01 | Jets | P | 0 | 0 | 0 | 0.0 | 0.0 | 0 | 0 | 0 | 0 | 0 | 0 | 0 | 0 | 0 | 0 | 0 | 0 | 0 | 0 | 0 | 0 | 0 | 0 | W | 23-6 |
| 01/08 | Rams | P | 0 | 0 | 0 | 0.0 | 0.0 | 0 | 0 | 0 | 0 | 0 | 0 | 0 | 0 | 0 | 0 | 0 | 0 | 0 | 0 | 0 | 0 | 0 | 0 | W | 19-16 |
| 2022 TOTALS | 4-0 | | 0 | 0 | 0 | 0.0 | 0.0 | 0 | 0 | 0 | 0 | 0 | 0 | 0 | 0 | 0 | 0 | 0 | 0 | 0 | 0 | 0 | 0 | 0 | 0 | 9-8 | |

+ Overtime

2021 GAME-BY-GAME REGULAR-SEASON STATISTICS (LIONS)

| DATE | OPPONENT | P/S | TACKLES | | | | | | | INTERCEPTIONS | | | | O. FUMB | | | ST | | | MISC | | W/L | SCORE | | | | |
|-------------|-------------|-----|---------|---|---|-----|-----|-----|-----|---------------|----|-----|----|---------|----|----|----|----|-----|------|---|-----|-------|---|----|------|-------|
| | | | TK | S | A | SK | YDS | TFL | YDS | QBH | NO | YDS | LG | TD | PD | FF | FR | TD | YDS | TK | S | | | A | FF | FR | S |
| 09/12 | 49ers | P | 0 | 0 | 0 | 0.0 | 0.0 | 0 | 0 | 0 | 0 | 0 | 0 | 0 | 0 | 0 | 0 | 0 | 0 | 1 | 1 | 0 | 0 | 0 | 0 | L | 33-41 |
| 09/20 | at Packers | P | 0 | 0 | 0 | 0.0 | 0.0 | 0 | 0 | 0 | 0 | 0 | 0 | 0 | 0 | 0 | 0 | 0 | 0 | 1 | 1 | 0 | 0 | 0 | 0 | L | 17-35 |
| 09/26 | Ravens | P | 0 | 0 | 0 | 0.0 | 0.0 | 0 | 0 | 0 | 0 | 0 | 0 | 0 | 0 | 0 | 0 | 0 | 0 | 0 | 0 | 0 | 0 | 0 | 0 | L | 17-19 |
| 10/03 | at Bears | P | 0 | 0 | 0 | 0.0 | 0.0 | 0 | 0 | 0 | 0 | 0 | 0 | 0 | 0 | 0 | 0 | 0 | 0 | 0 | 0 | 0 | 0 | 0 | 0 | L | 14-24 |
| 10/10 | at Vikings | P | 0 | 0 | 0 | 0.0 | 0.0 | 0 | 0 | 0 | 0 | 0 | 0 | 0 | 0 | 0 | 0 | 0 | 0 | 1 | 0 | 1 | 0 | 0 | 0 | L | 17-19 |
| 10/17 | Bengals | P | 0 | 0 | 0 | 0.0 | 0.0 | 0 | 0 | 0 | 0 | 0 | 0 | 0 | 0 | 0 | 0 | 0 | 0 | 1 | 1 | 0 | 0 | 0 | 0 | L | 11-34 |
| 10/24 | at Rams | P | 0 | 0 | 0 | 0.0 | 0.0 | 0 | 0 | 0 | 0 | 0 | 0 | 0 | 0 | 0 | 0 | 0 | 0 | 1 | 1 | 0 | 0 | 0 | 0 | L | 19-28 |
| 10/31 | Eagles | P | 0 | 0 | 0 | 0.0 | 0.0 | 0 | 0 | 0 | 0 | 0 | 0 | 0 | 0 | 0 | 0 | 0 | 0 | 0 | 0 | 0 | 0 | 0 | 0 | L | 6-44 |
| 11/14 | at Steelers | P | 0 | 0 | 0 | 0.0 | 0.0 | 0 | 0 | 0 | 0 | 0 | 0 | 0 | 0 | 0 | 0 | 0 | 0 | 0 | 0 | 0 | 0 | 0 | 0 | T | 16-16 |
| 11/21 | at Browns | P | 0 | 0 | 0 | 0.0 | 0.0 | 0 | 0 | 0 | 0 | 0 | 0 | 0 | 0 | 0 | 0 | 0 | 0 | 0 | 0 | 0 | 0 | 0 | 0 | L | 10-13 |
| 11/25 | Bears | P | 0 | 0 | 0 | 0.0 | 0.0 | 0 | 0 | 0 | 0 | 0 | 0 | 0 | 0 | 0 | 0 | 0 | 0 | 0 | 0 | 0 | 0 | 0 | 0 | L | 14-16 |
| 12/05 | Vikings | P | 0 | 0 | 0 | 0.0 | 0.0 | 0 | 0 | 0 | 0 | 0 | 0 | 0 | 0 | 0 | 0 | 0 | 0 | 1 | 0 | 1 | 0 | 0 | 0 | W | 29-27 |
| 12/12 | at Broncos | S | 0 | 0 | 0 | 0.0 | 0.0 | 0 | 0 | 0 | 0 | 0 | 0 | 0 | 0 | 0 | 0 | 0 | 0 | 0 | 0 | 0 | 0 | 0 | 0 | L | 10-38 |
| 12/19 | Cardinals | P | 0 | 0 | 0 | 0.0 | 0.0 | 0 | 0 | 0 | 0 | 0 | 0 | 0 | 0 | 0 | 0 | 0 | 0 | 0 | 0 | 0 | 0 | 0 | 0 | W | 30-12 |
| 12/26 | at Falcons | P | 0 | 0 | 0 | 0.0 | 0.0 | 0 | 0 | 0 | 0 | 0 | 0 | 0 | 0 | 0 | 0 | 0 | 0 | 0 | 0 | 0 | 0 | 0 | 0 | L | 16-20 |
| 01/02 | at Seahawks | P | 0 | 0 | 0 | 0.0 | 0.0 | 0 | 0 | 0 | 0 | 0 | 0 | 0 | 0 | 0 | 0 | 0 | 0 | 1 | 0 | 1 | 0 | 0 | 0 | L | 29-51 |
| 01/09 | Packers | P | 0 | 0 | 0 | 0.0 | 0.0 | 0 | 0 | 0 | 0 | 0 | 0 | 0 | 0 | 0 | 0 | 0 | 0 | 0 | 0 | 0 | 0 | 0 | 0 | W | 37-30 |
| 2021 TOTALS | 17-1 | | 0 | 0 | 0 | 0.0 | 0.0 | 0 | 0 | 0 | 0 | 0 | 0 | 0 | 0 | 0 | 0 | 0 | 0 | 7 | 4 | 3 | 0 | 0 | 0 | 3-13 | 1 |

2020 GAME-BY-GAME REGULAR-SEASON STATISTICS (JETS)

| DATE | OPPONENT | P/S | TACKLES | | | | | | | INTERCEPTIONS | | | | O. FUMB | | | ST | | | MISC | | W/L | SCORE | | | | |
|-------------|-------------|-----|---------|---|---|-----|-----|-----|-----|---------------|----|-----|----|---------|----|----|----|----|-----|------|---|-----|-------|---|----|-------|---|
| | | | TK | S | A | SK | YDS | TFL | YDS | QBH | NO | YDS | LG | TD | PD | FF | FR | TD | YDS | TK | S | | | A | FF | FR | S |
| 09/13 | at Bills | | | | | | | | | | | | | | | | | | | | | | | | L | 17-27 | |
| 09/20 | 49ers | | | | | | | | | | | | | | | | | | | | | | | | L | 13-31 | |
| 09/27 | at Colts | | | | | | | | | | | | | | | | | | | | | | | | L | 7-36 | |
| 10/01 | Broncos | | | | | | | | | | | | | | | | | | | | | | | | L | 28-37 | |
| 10/11 | Cardinals | | | | | | | | | | | | | | | | | | | | | | | | L | 10-30 | |
| 10/18 | at Dolphins | | | | | | | | | | | | | | | | | | | | | | | | L | 0-24 | |
| 10/25 | Bills | | | | | | | | | | | | | | | | | | | | | | | | L | 10-18 | |
| 11/01 | at Chiefs | | | | | | | | | | | | | | | | | | | | | | | | L | 9-35 | |
| 11/09 | Patriots | | | | | | | | | | | | | | | | | | | | | | | | L | 27-30 | |
| 11/22 | at Chargers | | | | | | | | | | | | | | | | | | | | | | | | L | 28-34 | |
| 11/29 | Dolphins | | | | | | | | | | | | | | | | | | | | | | | | L | 3-20 | |
| 12/06 | Raiders | | | | | | | | | | | | | | | | | | | | | | | | L | 28-31 | |
| 12/13 | at Seahawks | | | | | | | | | | | | | | | | | | | | | | | | L | 3-40 | |
| 12/20 | at Rams | | | | | | | | | | | | | | | | | | | | | | | | W | 23-20 | |
| 12/27 | Browns | | | | | | | | | | | | | | | | | | | | | | | | W | 23-16 | |
| 01/03 | at Patriots | | | | | | | | | | | | | | | | | | | | | | | | L | 14-28 | |
| 2020 TOTALS | | | 0 | 0 | 0 | 0.0 | 0.0 | 0 | 0 | 0 | 0 | 0 | 0 | 0 | 0 | 0 | 0 | 0 | 0 | 0 | 0 | 0 | 0 | 0 | 0 | 2-14 | |

2019 GAME-BY-GAME REGULAR-SEASON STATISTICS (JETS)


| DATE | OPPONENT | P/S | TACKLES | | | | | | | INTERCEPTIONS | | | | O. FUMB | | | ST | | | MISC | | W/L | SCORE | | | | |
|-------------|-------------|-----|---------|---|---|-----|-----|-----|-----|---------------|----|-----|----|---------|----|----|----|----|-----|------|---|-----|-------|---|----|-------|---|
| | | | TK | S | A | SK | YDS | TFL | YDS | QBH | NO | YDS | LG | TD | PD | FF | FR | TD | YDS | TK | S | | | A | FF | FR | S |
| 09/08 | Bills | | | | | | | | | | | | | | | | | | | | | | | | L | 16-17 | |
| 09/16 | Browns | | | | | | | | | | | | | | | | | | | | | | | | L | 3-23 | |
| 09/22 | at Patriots | | | | | | | | | | | | | | | | | | | | | | | | L | 14-30 | |
| 10/06 | at Eagles | | | | | | | | | | | | | | | | | | | | | | | | L | 6-31 | |
| 10/13 | Cowboys | | | | | | | | | | | | | | | | | | | | | | | | W | 24-22 | |
| 10/21 | Patriots | | | | | | | | | | | | | | | | | | | | | | | | L | 0-33 | |
| 10/27 | at Jaguars | | | | | | | | | | | | | | | | | | | | | | | | L | 15-29 | |
| 11/03 | at Dolphins | | | | | | | | | | | | | | | | | | | | | | | | L | 18-26 | |
| 11/10 | Giants | | | | | | | | | | | | | | | | | | | | | | | | W | 34-27 | |
| 11/17 | at Redskins | | | | | | | | | | | | | | | | | | | | | | | | W | 34-17 | |
| 11/24 | Raiders | | | | | | | | | | | | | | | | | | | | | | | | W | 34-3 | |
| 12/01 | at Bengals | | | | | | | | | | | | | | | | | | | | | | | | L | 6-22 | |
| 12/08 | Dolphins | | | | | | | | | | | | | | | | | | | | | | | | W | 22-21 | |
| 12/12 | at Ravens | | | | | | | | | | | | | | | | | | | | | | | | L | 21-42 | |
| 12/22 | Steelers | | | | | | | | | | | | | | | | | | | | | | | | W | 16-10 | |
| 12/29 | at Bills | | | | | | | | | | | | | | | | | | | | | | | | W | 13-6 | |
| 2019 TOTALS | | | 0 | 0 | 0 | 0.0 | 0.0 | 0 | 0 | 0 | 0 | 0 | 0 | 0 | 0 | 0 | 0 | 0 | 0 | 0 | 0 | 0 | 0 | 0 | 0 | 7-9 | |

2018 GAME-BY-GAME REGULAR-SEASON STATISTICS (BUCCANEERS/49ERS)

| DATE | OPPONENT | P/S | TACKLES | | | | | | | INTERCEPTIONS | | | | | O. FUMB | | | | ST | | | | MISC | | W/L | SCORE | |
|--------------------|-------------|-----|--------------------------------|---|---|-----|-----|-----|-----|---------------|----|-----|----|----|---------|----|----|----|-----|----|---|---|------|----|-----|--------|--------|
| | | | TK | S | A | SK | YDS | TFL | YDS | QBH | NO | YDS | LG | TD | PD | FF | FR | TD | YDS | TK | S | A | FF | FR | | | S |
| 09/09 | at Saints | | | | | | | | | | | | | | | | | | | | | | | | | W | 48-40 |
| 09/16 | Eagles | | | | | | | | | | | | | | | | | | | | | | | | | W | 27-21 |
| 09/24 | Steelers | | | | | | | | | | | | | | | | | | | | | | | | | L | 27-30 |
| 09/30 | at Bears | | | | | | | | | | | | | | | | | | | | | | | | | L | 10-48 |
| 10/14 | at Falcons | | | | | | | | | | | | | | | | | | | | | | | | | L | 29-34 |
| 10/21 | Browns | | | | | | | | | | | | | | | | | | | | | | | | W | 26-23+ | |
| 10/28 | at Bengals | | | | | | | | | | | | | | | | | | | | | | | | | L | 34-37 |
| 11/04 | at Panthers | | | | | | | | | | | | | | | | | | | | | | | | | L | 28-42 |
| 11/11 | Redskins | | | | | | | | | | | | | | | | | | | | | | | | | L | 3-16 |
| 11/18 | at Giants | P | 0 | 0 | 0 | 0.0 | 0.0 | 0 | 0 | 0 | 0 | 0 | 0 | 0 | 0 | 0 | 0 | 0 | 0 | 0 | 0 | 0 | 0 | 0 | 0 | L | 35-38 |
| 11/25 | 49ers | | | | | | | | | | | | | | | | | | | | | | | | W | 27-9 | |
| | | | INJURED RESERVE | | | | | | | | | | | | | | | | | | | | | | | | |
| | | | Went from Buccaneers to 49ers. | | | | | | | | | | | | | | | | | | | | | | | | |
| 12/02 | at Seahawks | | | | | | | | | | | | | | | | | | | | | | | | | L | 16-43 |
| 12/09 | Broncos | | | | | | | | | | | | | | | | | | | | | | | | | W | 20-14 |
| 12/16 | Seahawks | | | | | | | | | | | | | | | | | | | | | | | | | W | 26-23+ |
| 12/23 | Bears | | | | | | | | | | | | | | | | | | | | | | | | | L | 9-14 |
| 12/30 | at Rams | | | | | | | | | | | | | | | | | | | | | | | | | L | 32-48 |
| 2018 TOTALS | | 1-0 | 0 | 0 | 0 | 0.0 | 0.0 | 0 | 0 | 0 | 0 | 0 | 0 | 0 | 0 | 0 | 0 | 0 | 0 | 0 | 0 | 0 | 0 | 0 | 0 | 6-10 | |
| +- Overtime | | | | | | | | | | | | | | | | | | | | | | | | | | | |

2022 GAME-BY-GAME POSTSEASON STATISTICS (SEAHAWKS)

| DATE | OPPONENT | P/S | TACKLES | | | | | | | INTERCEPTIONS | | | | | O. FUMB | | | | ST | | | | MISC | | W/L | SCORE | |
|--------------------|----------|-----|---------|---|---|-----|-----|-----|-----|---------------|----|-----|----|----|---------|----|----|----|-----|----|---|---|------|----|-----|-------|-------|
| | | | TK | S | A | SK | YDS | TFL | YDS | QBH | NO | YDS | LG | TD | PD | FF | FR | TD | YDS | TK | S | A | FF | FR | | | S |
| 01/14 | at 49ers | P | 0 | 0 | 0 | 0.0 | 0.0 | 0 | 0 | 0 | 0 | 0 | 0 | 0 | 0 | 0 | 0 | 0 | 0 | 0 | 0 | 0 | 0 | 0 | 0 | L | 23-41 |
| 2022 TOTALS | | 1-0 | 0 | 0 | 0 | 0.0 | 0.0 | 0 | 0 | 0 | 0 | 0 | 0 | 0 | 0 | 0 | 0 | 0 | 0 | 0 | 0 | 0 | 0 | 0 | 0 | 0-1 | |



18

WIDE RECEIVER

DIONTAE JOHNSON

| | |
|---------------------------|---------------------------------|
| HEIGHT: 5-10 | BIRTHPLACE: Ruskin, FL |
| WEIGHT: 183 | HOW ACQUIRED: D3a '19 |
| BORN: July 5, 1996 | NFL EXPERIENCE: 5th year |
| COLLEGE: Toledo | |

PRO CAREER

- ✦ Named to the 2021 Pro Bowl
- ✦ Has played in 64 games (56 starts) over his four-year NFL career (all with Steelers)
- ✦ Has caught 340 passes for 3,646 yards and 20 TDs and rushed 19 times for 134 yards
- ✦ Recorded five or more catches in 15 straight games (10/17/21 to 9/22/22), which is second-longest streak in franchise history and the 14th longest streak in League history
- ✦ Has registered at least 85 receptions for three consecutive seasons (2020-22), tied for the second-longest streak in the NFL
- ✦ Has caught five or more passes in 43 games, tied for fifth-most since he entered the League in 2019
- ✦ His 340 receptions are his first four years in the NFL are the most in Steelers history and fourth-most in League history
- ✦ His 340 receptions are eighth-most in the NFL since he entered the League in 2019
- ✦ His 3,646 receiving yards are fourth-most by a player in franchise history over their first four years in the NFL
- ✦ Led the NFL in punt-return average (12.4) in 2019, making him the fifth Steeler in franchise history to lead the League and first since the 1970 AFL-NFL merger
- ✦ Ranked among the rookie leaders in 2019 in receptions (59, 1st), receiving yards (680, 6th) and TD grabs (5, t-7th)
- ✦ Third Steelers rookie in franchise history with 50 or more receptions in a season (Troy Edwards, 61, 1999; JuJu Smith-Schuster, 58, 2017)
- ✦ First rookie in franchise history with a punt return for a TD since Antonio Holmes (vs. Carolina on 12/17/06)
- ✦ Fourth player in franchise history with a punt return for a TD and TD reception in the same game (Antonio Brown-3; Louis Lipps-2; Roy Jefferson), and first to do so since Antonio Brown (vs. Indianapolis 12/6/15)
- ✦ Second rookie in franchise history with a punt return for a TD and TD reception in the same game and first to do so since Louis Lipps (at New Orleans 11/19/84)
- ✦ Made NFL debut in Week 1 of 2019 (at New England)
- ✦ Made NFL starting debut in Week 3 of 2019 (at San Francisco)

2022 (STEELERS)

- ✦ Played in and started all 17 regular-season games
- ✦ Ranked first on the team in receptions (86) and receiving yards (882)
- ✦ Rushed seven times for 25 yards
- ✦ Reached 300 career receptions in his 56th game in the NFL, which was the fewest games needed to reach that milestone in franchise history and tied for 11th-fewest in League history
- ✦ Eclipsed 3,000 career receiving yards in his 52nd game in the NFL, which is tied for the sixth-fewest games needed to reach the milestone in franchise history
- ✦ Caught five or more passes in 12 of 17 games
- ✦ Hauled in six passes for 82 yards (13.7 average) including a season-long 27-yard reception vs. Baltimore in Week 14
- ✦ Caught a season-high 10 passes (on 10 targets) for 98 yards in Week 15 at Carolina, making him the first Pittsburgh wideout to catch at least 10 targets without a drop or incomplection since Antonio Brown in 2017

2021 (STEELERS)

- ✦ Appeared in 16 games with 14 starts
- ✦ Registered his first career 1,000 yard receiving season
- ✦ Led the Steelers in targets (169), receptions (107), receiving yards (1,161), yards after the catch (527), TD receptions (eight) and first downs by reception (59)
- ✦ Ranked among the top-10 wideouts in the NFL in targets (t-second), receptions (t-fifth), receiving yards (10th) and yards after catch (eighth)
- ✦ Inactive with a knee injury in Week 3 vs Cincinnati
- ✦ Recorded three 100-yard receiving games vs Las Vegas, at L.A. Chargers, and vs Baltimore
- ✦ Recorded the second multi-TD game of his career and his first of the season in Week 13 (vs Baltimore)

2020 (STEELERS)

- ✦ Saw action in 15 regular-season games with 13 starts
- ✦ Finished season with 88 receptions for 923 yards and seven TD catches and three rushes for 15 yards
- ✦ Caught six passes for 116 yards and one TD and registered first career 100-yard receiving game vs. Cincinnati in Week 10
- ✦ Registered a career-high 12 receptions for 111 yards (second most in his career) at Jacksonville in Week 11
- ✦ His 12 receptions were the most by a Steelers player since Jaylen Samuels had 13 vs. Indianapolis on Nov. 3, 2019
- ✦ First Steelers wideout with back-to-back 100-yard receiving games since JuJu Smith-Schuster in Weeks 11 and 12 of 2018
- ✦ Caught six or more passes in five straight games (Week 9-13) for the Steelers
- ✦ Fifth Steelers player in the Super Bowl era to record such a streak, joining WR Hines Ward, WR Antonio Holmes, WR Antonio Brown and RB Le'Veon Bell

2019 (STEELERS)

- ✦ Saw action in all 16 regular-season games with 12 starts
- ✦ Finished his rookie campaign with 59 receptions for 680 yards and five TD catches
- ✦ Rushed four times for 41 yards
- ✦ Returned 20 punts on special teams for 248 yards, including an 85-yard TD return
- ✦ His 59 catches ranked second in franchise history among rookies and led all rookies in 2019
- ✦ His 85-yard punt return for a TD was Pittsburgh's first since Dec. 6, 2015 (Antonio Brown vs IND), and the longest punt return for a TD in franchise history
- ✦ Led the NFL in punt-return average (12.4) in 2019

TRANSACTIONS

- ✦ Signed a two-year contract extension with Pittsburgh on Aug. 4, 2022
- ✦ Signed a four-year contract with Pittsburgh on May 8, 2019
- ✦ Drafted by the Steelers in the third round (66th overall) of the 2019 NFL Draft

COLLEGE

- ✦ Totaled 137 receptions for 2,276 yards and 24 TDs in 38 games played at Toledo
- ✦ Ranks fifth in school history in TD receptions
- ✦ Returned 79 kickoffs (1,849 yards) for a 23.4 return average and two TDs and 17 punt returns (243 yards) with two return scores
- ✦ Garnered MAC Special Teams Player of the Year honors in his last year at Toledo
- ✦ First-Team All-MAC selection as a wide receiver and punt returner and Second-Team as a kickoff returner
- ✦ Led offense in receptions (43) and receiving yards (663) with seven TD catches, along with a punt return and kickoff return for a TD
- ✦ In his junior year, tabbed First-Team All-MAC as a wide receiver and punt returner and second-team as a kickoff returner
- ✦ Hauled in 74 catches for a school-record 1,278 yards and 13 TDs, adding 683 kickoff return yards
- ✦ Averaged 148.0 all-purpose yards per game, most in the MAC and seventh in the nation
- ✦ Redshirted due to injury in his sophomore season
- ✦ Saw action as a freshman in 11 games, making 14 receptions for 237 yards and three TDs
- ✦ Graduated with a degree in interdisciplinary studies

PERSONAL

- ✦ Played wide receiver and quarterback at Lennard High School (Ruskin, Fla.)
- ✦ Caught 35 passes for 1,017 yards and nine TDs as a senior at wide receiver, scoring TDs by kickoff returns (three), punt returns (two) and interception-return (one)
- ✦ Threw for 988 yards and seven TDs in his junior campaign
- ✦ Threw for 430 yards and three TDs as a sophomore
- ✦ Son of Leo Johnson and Felicia Boyer
- ✦ Full name: Dontae Lamarcus Johnson

REGULAR SEASON COMPARISON: RECEIVING - BUFFALO BILLS

| DATE | OPP | W/L | GP/GS | REC | YDS. | AVG. | TD | LG | TGTS | YAC | |
|---------------|-------------|-----|-------|-----|------|------|------|----|------|-----|-----|
| 12/15/19 | PIT vs. BUF | L | P | 5 | 62 | 12.4 | 0 | 29 | 7 | 25 | |
| 12/13/20 | PIT @ BUF | L | S | 4 | 40 | 10.0 | 0 | 17 | 7 | 38 | |
| 9/12/21 | PIT @ BUF | W | S | 5 | 36 | 7.2 | 1 | 14 | 10 | 29 | |
| 10/9/22 | PIT @ BUF | L | S | 5 | 60 | 12.0 | 0 | 23 | 13 | 10 | |
| TOTALS | | | 1/3 | 4/3 | 19 | 198 | 10.4 | 1 | 29 | 37 | 102 |

DIONTAE JOHNSON'S NFL REGULAR SEASON RUSHING/RECEIVING STATISTICS

| DATE | TEAM | GP | GS | RECEIVING | | | | | RUSHING | | | | |
|-------------------|----------|----|----|-----------|-------|------|-----|----|---------|------|------|----|----|
| | | | | NO. | YDS. | AVG. | LG | TD | NO. | YDS. | AVG. | LG | TD |
| 2019 | Steelers | 16 | 12 | 59 | 680 | 11.5 | 45t | 5 | 4 | 41 | 10.3 | 17 | 0 |
| 2020 | Steelers | 15 | 13 | 88 | 923 | 10.5 | 47 | 7 | 3 | 15 | 5.0 | 9 | 0 |
| 2021 | Steelers | 16 | 14 | 107 | 1,161 | 10.9 | 50t | 8 | 5 | 53 | 10.6 | 25 | 0 |
| 2022 | Steelers | 17 | 17 | 86 | 882 | 10.3 | 37 | 0 | 7 | 25 | 3.6 | 8 | 0 |
| 2023 | Steelers | 13 | 11 | 51 | 717 | 14.1 | 71t | 5 | 0 | 0 | 0.0 | 0 | 0 |
| NFL TOTALS | | 77 | 67 | 391 | 4,363 | 11.2 | 71T | 25 | 19 | 134 | 7.1 | 25 | 0 |

DIONTAE JOHNSON'S NFL POSTSEASON RUSHING/RECEIVING STATISTICS

| DATE | TEAM | GP | GS | RECEIVING | | | | | RUSHING | | | | |
|-------------------|----------|----|----|-----------|------|------|-----|----|---------|------|------|----|----|
| | | | | NO. | YDS. | AVG. | LG | TD | NO. | YDS. | AVG. | LG | TD |
| 2020 | Steelers | 1 | 1 | 11 | 117 | 10.6 | 19 | 0 | 0 | 0 | 0.0 | 0 | 0 |
| 2021 | Steelers | 1 | 1 | 5 | 34 | 6.8 | 13t | 1 | 0 | 0 | 0.0 | 0 | 0 |
| NFL TOTALS | | 2 | 2 | 16 | 151 | 9.4 | 19 | 1 | 0 | 0 | 0.0 | 0 | 0 |

DIONTAE JOHNSON'S NFL REGULAR SEASON RETURN STATISTICS

| DATE | TEAM | KICKOFF RETURNS | | | | | PUNT RETURNS | | | | | |
|-------------------|----------|-----------------|------|------|----|----|--------------|----|------|------|-----|----|
| | | RET. | YDS. | AVG. | LG | TD | NO. | FC | YDS. | AVG. | LG | TD |
| 2019 | Steelers | 0 | 0 | 0.0 | 0 | 0 | 20 | 7 | 248 | 12.4 | 85t | 1 |
| 2020 | Steelers | 1 | 24 | 24.0 | 24 | 0 | 8 | 2 | 58 | 7.3 | 18 | 0 |
| 2021 | Steelers | 0 | 0 | 0.0 | 0 | 0 | 0 | 0 | 0 | 0.0 | 0 | 0 |
| 2022 | Steelers | 0 | 0 | 0.0 | 0 | 0 | 0 | 0 | 0 | 0.0 | 0 | 0 |
| 2023 | Steelers | 0 | 0 | 0.0 | 0 | 0 | 0 | 0 | 0 | 0.0 | 0 | 0 |
| NFL TOTALS | | 1 | 24 | 24.0 | 24 | 0 | 28 | 9 | 306 | 10.9 | 85T | 1 |

DIONTAE JOHNSON'S NFL POSTSEASON RETURN STATISTICS

| DATE | TEAM | KICKOFF RETURNS | | | | | PUNT RETURNS | | | | | |
|-------------------|----------|-----------------|------|------|----|----|--------------|----|------|------|----|----|
| | | RET. | YDS. | AVG. | LG | TD | NO. | FC | YDS. | AVG. | LG | TD |
| 2020 | Steelers | 0 | 0 | 0.0 | 0 | 0 | 0 | 0 | 0 | 0.0 | 0 | 0 |
| 2021 | Steelers | 0 | 0 | 0.0 | 0 | 0 | 0 | 0 | 0 | 0.0 | 0 | 0 |
| NFL TOTALS | | 0 | 0 | 0.0 | 0 | 0 | 0 | 0 | 0 | 0.0 | 0 | 0 |

SINGLE-GAME HIGHS: RUSHING/RECEIVING

| | | | |
|----------------------|---|---------------------------|--|
| Rush Attempts | 2 vs. Tampa Bay Buccaneers, Oct 16, 2022 2 vs. New York Jets, Oct 02, 2022 ...1 more at 2. | Longest Kickoff Return | 24 vs. Denver Broncos, Sep 20, 2020 |
| Rushing Yards | 25 vs. Seattle Seahawks, Oct 17, 2021 17 vs. Cleveland Browns, Dec 01, 2019 | Fair Catches | 3 vs. Buffalo Bills, Dec 15, 2019 2 at Cincinnati Bengals, Nov 24, 2019 |
| Longest Runs | 25 vs. Seattle Seahawks, Oct 17, 2021 17 vs. Cleveland Browns, Dec 01, 2019 | Punt Return Yards | 86 at Arizona Cardinals, Dec 08, 2019 40 at New York Jets, Dec 22, 2019 |
| Receptions | 12 at Jacksonville Jaguars, Nov 22, 2020 10 at Carolina Panthers, Dec 18, 2022 | Longest Punt Return | 85t at Arizona Cardinals, Dec 08, 2019 18 vs. Denver Broncos, Sep 20, 2020 |
| Receiving Yards | 116 vs. Cincinnati Bengals, Nov 15, 2020 111 at Jacksonville Jaguars, Nov 22, 2020 | Punt Returns | 4 at Cincinnati Bengals, Nov 24, 2019 3 at New York Giants, Sep 14, 2020 ...2 more at 3. |
| Receiving Average | 32.0 at Cleveland Browns, Jan 03, 2021 22.3 at Baltimore Ravens, Jan 06, 2024 | Punt Return TDs | 1 at Arizona Cardinals, Dec 08, 2019 |
| Longest Receptions | 71t at Baltimore Ravens, Jan 06, 2024 50 at Cleveland Browns, Oct 31, 2021 ...1 more at 50. | Punt Return Average | 13.3 at New York Jets, Dec 22, 2019 7.3 vs. Los Angeles Rams, Nov 10, 2019 |
| Receiving TDs | 2 vs. Baltimore Ravens, Dec 05, 2021 2 at Tennessee Titans, Oct 25, 2020 | Most TDs | 2 vs. Denver Broncos, Dec 05, 2021 2 at Tennessee Titans, Oct 25, 2020 ...1 more at 2. |
| All-Purpose Yards | 162 at Arizona Cardinals, Dec 08, 2019 141 vs. Denver Broncos, Sep 20, 2020 | Miscellaneous Tackles | 1 vs. Baltimore Ravens, Dec 11, 2022 1 at Buffalo Bills, Oct 09, 2022 ...4 more at 1. |
| Kickoff Returns | 1 vs. Denver Broncos, Sep 20, 2020 | Longest Own Fumble Return | 4 vs. Indianapolis Colts, Dec 27, 2020 |
| Kickoff Return Yards | 24 vs. Denver Broncos, Sep 20, 2020 | | |

SINGLE-GAME HIGHS - POSTSEASON: RECEIVING

| | | | |
|--------------------|---|-------------------|--|
| Receptions | 11 vs. Cleveland Browns, Jan 10, 2021 5 at Kansas City Chiefs, Jan 16, 2022 | Receiving TDs | 1 at Kansas City Chiefs, Jan 16, 2022 |
| Receiving Yards | 117 vs. Cleveland Browns, Jan 10, 2021 34 at Kansas City Chiefs, Jan 16, 2022 | All-Purpose Yards | 117 vs. Cleveland Browns, Jan 10, 2021 34 at Kansas City Chiefs, Jan 16, 2022 |
| Receiving Average | 10.6 vs. Cleveland Browns, Jan 10, 2021 6.8 at Kansas City Chiefs, Jan 16, 2022 | Most TDs | 1 at Kansas City Chiefs, Jan 16, 2022 |
| Longest Receptions | 19 vs. Cleveland Browns, Jan 10, 2021 15 vs. Cleveland Browns, Jan 10, 2021 15 vs. Cleveland Browns, Jan 10, 2021 15 vs. Cleveland Browns, Jan 10, 2021 13t at Kansas City Chiefs, Jan 16, 2022 | | |

100-YARD RECEIVING GAMES (5): REGULAR SEASON

| DATE | TEAM | NO. | YDS. | AVG. | LG | TD |
|----------|-------------|-----|------|------|-----|----|
| 11/15/20 | BENGALS | 6 | 116 | 19.3 | 46 | 1 |
| 11/22/20 | at Jaguars | 12 | 111 | 9.3 | 23 | 0 |
| 09/19/21 | RAIDERS | 9 | 105 | 11.7 | 41 | 0 |
| 11/21/21 | at Chargers | 7 | 101 | 14.4 | 32 | 1 |
| 12/05/21 | RAVENS | 8 | 105 | 13.1 | 29t | 2 |

100-YARD RECEIVING GAMES (1): POSTSEASON

| DATE | TEAM | NO. | YDS. | AVG. | LG | TD |
|----------|--------|-----|------|------|----|----|
| 01/10/21 | BROWNS | 11 | 117 | 10.6 | 19 | 0 |

2023 GAME-BY-GAME REGULAR-SEASON STATISTICS (STEELERS)

| DATE | OPPONENT | P/S | RECEIVING | | | | RUSHING | | | | | W/L | SCORE |
|--------------------|-------------|-------|-----------|------------|-------------|------------|----------|----------|------------|----------|----------|------------|-------|
| | | | NO. | YDS. | AVG. | LG | TD | NO. | YDS. | AVG. | LG | | |
| 09/10 | 49ers | S | 3 | 48 | 16.0 | 26 | 0 | 0 | 0.0 | 0 | 0 | L | 7-30 |
| 09/24 | at Raiders | | | | | | | | | | | W | 23-18 |
| 10/01 | at Texans | | | | | | | | | | | L | 6-30 |
| 10/08 | Ravens | | | | | | | | | | | W | 17-10 |
| 10/22 | at Rams | S | 5 | 79 | 15.8 | 39 | 0 | 0 | 0.0 | 0 | 0 | W | 24-17 |
| 10/29 | Jaguars | S | 8 | 85 | 10.6 | 16 | 0 | 0 | 0.0 | 0 | 0 | L | 10-20 |
| 11/02 | Titans | S | 7 | 90 | 12.9 | 32 | 1 | 0 | 0.0 | 0 | 0 | W | 20-16 |
| 11/12 | Packers | S | 1 | 17 | 17.0 | 17 | 0 | 0 | 0.0 | 0 | 0 | W | 23-19 |
| 11/19 | at Browns | S | 2 | 16 | 8.0 | 7 | 0 | 0 | 0.0 | 0 | 0 | L | 10-13 |
| 11/26 | at Bengals | S | 4 | 50 | 12.5 | 39 | 0 | 0 | 0.0 | 0 | 0 | W | 16-10 |
| 12/03 | Cardinals | S | 4 | 33 | 8.3 | 26 | 1 | 0 | 0.0 | 0 | 0 | L | 10-24 |
| 12/07 | Patriots | S | 3 | 57 | 19.0 | 25t | 1 | 0 | 0.0 | 0 | 0 | L | 18-21 |
| 12/16 | at Colts | S | 4 | 62 | 15.5 | 25 | 1 | 0 | 0.0 | 0 | 0 | L | 13-30 |
| 12/23 | Bengals | P | 2 | 15 | 7.5 | 10 | 0 | 0 | 0.0 | 0 | 0 | W | 34-11 |
| 12/31 | at Seahawks | P | 4 | 76 | 19.0 | 42 | 0 | 0 | 0.0 | 0 | 0 | W | 30-23 |
| 01/06 | at Ravens | S | 4 | 89 | 22.3 | 71t | 1 | 0 | 0.0 | 0 | 0 | W | 17-10 |
| 2023 TOTALS | | 13-11 | 51 | 717 | 14.1 | 71T | 5 | 0 | 0.0 | 0 | 0 | 9-7 | |

2022 GAME-BY-GAME REGULAR-SEASON STATISTICS (STEELERS)

| DATE | OPPONENT | P/S | RECEIVING | | | | | RUSHING | | | | | W/L | SCORE |
|--------------------|-------------|-------|-----------|------------|-------------|-----------|----------|----------|-----------|------------|----------|----------|------------|--------|
| | | | NO. | YDS. | AVG. | LG | TD | NO. | YDS. | AVG. | LG | TD | | |
| 09/11 | at Bengals | S | 7 | 55 | 7.9 | 25 | 0 | 0 | 0 | 0.0 | 0 | 0 | W | 23-20+ |
| 09/18 | Patriots | S | 6 | 57 | 9.5 | 17 | 0 | 0 | 0 | 0.0 | 0 | 0 | L | 14-17 |
| 09/22 | at Browns | S | 8 | 84 | 10.5 | 16 | 0 | 0 | 0 | 0.0 | 0 | 0 | L | 17-29 |
| 10/02 | Jets | S | 2 | 11 | 5.5 | 6 | 0 | 2 | 11 | 5.5 | 8 | 0 | L | 20-24 |
| 10/09 | at Bills | S | 5 | 60 | 12.0 | 23 | 0 | 0 | 0 | 0.0 | 0 | 0 | L | 3-38 |
| 10/16 | Buccaneers | S | 5 | 28 | 5.6 | 9 | 0 | 2 | 8 | 4.0 | 5 | 0 | W | 20-18 |
| 10/23 | at Dolphins | S | 5 | 42 | 8.4 | 14 | 0 | 1 | 3 | 3.0 | 3 | 0 | L | 10-16 |
| 10/30 | at Eagles | S | 5 | 35 | 7.0 | 14 | 0 | 0 | 0 | 0.0 | 0 | 0 | L | 13-35 |
| 11/13 | Saints | S | 4 | 63 | 15.8 | 36 | 0 | 0 | 0 | 0.0 | 0 | 0 | W | 20-10 |
| 11/20 | Bengals | S | 4 | 21 | 5.3 | 8 | 0 | 1 | 1 | 1.0 | 1 | 0 | L | 30-37 |
| 11/28 | at Colts | S | 5 | 49 | 9.8 | 11 | 0 | 0 | 0 | 0.0 | 0 | 0 | W | 24-17 |
| 12/04 | at Falcons | S | 5 | 60 | 12.0 | 20 | 0 | 0 | 0 | 0.0 | 0 | 0 | W | 19-16 |
| 12/11 | Ravens | S | 6 | 82 | 13.7 | 37 | 0 | 0 | 0 | 0.0 | 0 | 0 | L | 14-16 |
| 12/18 | at Panthers | S | 10 | 98 | 9.8 | 19 | 0 | 1 | 2 | 2.0 | 2 | 0 | W | 24-16 |
| 12/24 | Raiders | S | 5 | 64 | 12.8 | 15 | 0 | 0 | 0 | 0.0 | 0 | 0 | W | 13-10 |
| 01/01 | at Ravens | S | 2 | 35 | 17.5 | 21 | 0 | 0 | 0 | 0.0 | 0 | 0 | W | 16-13 |
| 01/08 | Browns | S | 2 | 38 | 19.0 | 32 | 0 | 0 | 0 | 0.0 | 0 | 0 | W | 28-14 |
| 2022 TOTALS | | 17-17 | 86 | 882 | 10.3 | 37 | 0 | 7 | 25 | 3.6 | 8 | 0 | 9-8 | |

+ - Overtime

2021 GAME-BY-GAME REGULAR-SEASON STATISTICS (STEELERS)

| DATE | OPPONENT | P/S | RECEIVING | | | | | RUSHING | | | | | W/L/T | SCORE |
|--------------------|-------------|-------|------------|--------------|-------------|------------|----------|----------|-----------|-------------|-----------|----------|--------------|--------|
| | | | NO. | YDS. | AVG. | LG | TD | NO. | YDS. | AVG. | LG | TD | | |
| 09/12 | at Bills | S | 5 | 36 | 7.2 | 14 | 1 | 0 | 0 | 0.0 | 0 | 0 | W | 23-16 |
| 09/19 | Raiders | S | 9 | 105 | 11.7 | 41 | 0 | 0 | 0 | 0.0 | 0 | 0 | L | 17-26 |
| 09/26 | Bengals | | | | | | | | | | | | L | 10-24 |
| 10/03 | at Packers | S | 9 | 92 | 10.2 | 45t | 1 | 0 | 0 | 0.0 | 0 | 0 | L | 17-27 |
| 10/10 | Broncos | S | 2 | 72 | 36.0 | 50t | 1 | 0 | 0 | 0.0 | 0 | 0 | W | 27-19 |
| 10/17 | Seahawks | S | 9 | 71 | 7.9 | 23 | 0 | 1 | 25 | 25.0 | 25 | 0 | W | 23-20+ |
| 10/31 | at Browns | S | 6 | 98 | 16.3 | 50 | 0 | 0 | 0 | 0.0 | 0 | 0 | W | 15-10 |
| 11/08 | Bears | P | 5 | 56 | 11.2 | 22 | 0 | 2 | 11 | 5.5 | 11 | 0 | W | 29-27 |
| 11/14 | Lions | S | 7 | 83 | 11.9 | 36 | 0 | 0 | 0 | 0.0 | 0 | 0 | T | 16-16 |
| 11/21 | at Chargers | S | 7 | 101 | 14.4 | 32 | 1 | 0 | 0 | 0.0 | 0 | 0 | L | 37-41 |
| 11/28 | at Bengals | S | 9 | 95 | 10.6 | 16 | 0 | 0 | 0 | 0.0 | 0 | 0 | L | 10-41 |
| 12/05 | Ravens | S | 8 | 105 | 13.1 | 29t | 2 | 0 | 0 | 0.0 | 0 | 0 | W | 20-19 |
| 12/09 | at Vikings | S | 5 | 76 | 15.2 | 37 | 0 | 1 | 7 | 7.0 | 7 | 0 | L | 28-36 |
| 12/19 | Titans | S | 5 | 38 | 7.6 | 16 | 0 | 1 | 10 | 10.0 | 10 | 0 | W | 19-13 |
| 12/26 | at Chiefs | S | 6 | 51 | 8.5 | 18 | 1 | 0 | 0 | 0.0 | 0 | 0 | L | 10-36 |
| 01/03 | Browns | S | 8 | 31 | 3.9 | 10 | 1 | 0 | 0 | 0.0 | 0 | 0 | W | 26-14 |
| 01/09 | at Ravens | P | 7 | 51 | 7.3 | 16 | 0 | 0 | 0 | 0.0 | 0 | 0 | W | 16-13+ |
| 2021 TOTALS | | 16-14 | 107 | 1,161 | 10.9 | 50T | 8 | 5 | 53 | 10.6 | 25 | 0 | 9-7-1 | |

+ - Overtime

2020 GAME-BY-GAME REGULAR-SEASON STATISTICS (STEELERS)

| DATE | OPPONENT | P/S | RECEIVING | | | | | RUSHING | | | | | W/L | SCORE |
|--------------------|---------------|-------|-----------|------------|-------------|-----------|----------|----------|-----------|------------|----------|----------|-------------|-------|
| | | | NO. | YDS. | AVG. | LG | TD | NO. | YDS. | AVG. | LG | TD | | |
| 09/14 | at Giants | S | 6 | 57 | 9.5 | 18 | 0 | 0 | 0 | 0.0 | 0 | 0 | W | 26-16 |
| 09/20 | Broncos | S | 8 | 92 | 11.5 | 28t | 1 | 0 | 0 | 0.0 | 0 | 0 | W | 26-21 |
| 09/27 | Texans | S | 0 | 0 | 0.0 | 0 | 0 | 1 | 9 | 9.0 | 9 | 0 | W | 28-21 |
| 10/11 | Eagles | S | 1 | -2 | -2.0 | -2 | 0 | 0 | 0 | 0.0 | 0 | 0 | W | 38-29 |
| 10/18 | Browns | | | | | | | | | | | | W | 38-7 |
| 10/25 | at Titans | S | 9 | 80 | 8.9 | 14 | 2 | 0 | 0 | 0.0 | 0 | 0 | W | 27-24 |
| 11/01 | at Ravens | S | 1 | 6 | 6.0 | 6 | 0 | 0 | 0 | 0.0 | 0 | 0 | W | 28-24 |
| 11/08 | at Cowboys | S | 6 | 77 | 12.8 | 42 | 0 | 1 | 4 | 4.0 | 4 | 0 | W | 24-19 |
| 11/15 | Bengals | S | 6 | 116 | 19.3 | 46 | 1 | 0 | 0 | 0.0 | 0 | 0 | W | 36-10 |
| 11/22 | at Jaguars | S | 12 | 111 | 9.3 | 23 | 0 | 0 | 0 | 0.0 | 0 | 0 | W | 27-3 |
| 12/02 | Ravens | S | 8 | 46 | 5.8 | 11 | 0 | 0 | 0 | 0.0 | 0 | 0 | W | 19-14 |
| 12/07 | Football Team | P | 8 | 71 | 8.9 | 17 | 1 | 0 | 0 | 0.0 | 0 | 0 | L | 17-23 |
| 12/13 | at Bills | S | 4 | 40 | 10.0 | 17 | 0 | 0 | 0 | 0.0 | 0 | 0 | L | 15-26 |
| 12/21 | at Bengals | S | 8 | 59 | 7.4 | 23t | 1 | 0 | 0 | 0.0 | 0 | 0 | L | 17-27 |
| 12/27 | Colts | S | 8 | 74 | 9.3 | 39t | 1 | 1 | 2 | 2.0 | 2 | 0 | W | 28-24 |
| 01/03 | at Browns | P | 3 | 96 | 32.0 | 47 | 0 | 0 | 0 | 0.0 | 0 | 0 | L | 22-24 |
| 2020 TOTALS | | 15-13 | 88 | 923 | 10.5 | 47 | 7 | 3 | 15 | 5.0 | 9 | 0 | 12-4 | |

2019 GAME-BY-GAME REGULAR-SEASON STATISTICS (STEELERS)

| DATE | OPPONENT | P/S | RECEIVING | | | | | RUSHING | | | | | W/L | SCORE |
|--------------------|--------------|--------------|-----------|------------|-------------|------------|----------|----------|-----------|-------------|-----------|----------|------------|--------|
| | | | NO. | YDS. | AVG. | LG | TD | NO. | YDS. | AVG. | LG | TD | | |
| 09/08 | at Patriots | P | 3 | 25 | 8.3 | 9 | 0 | 0 | 0 | 0.0 | 0 | 0 | L | 3-33 |
| 09/15 | Seahawks | P | 1 | 17 | 17.0 | 17 | 0 | 0 | 0 | 0.0 | 0 | 0 | L | 26-28 |
| 09/22 | at 49ers | S | 3 | 52 | 17.3 | 39t | 1 | 1 | 6 | 6.0 | 6 | 0 | L | 20-24 |
| 09/30 | Bengals | S | 6 | 77 | 12.8 | 43t | 1 | 0 | 0 | 0.0 | 0 | 0 | W | 27-3 |
| 10/06 | Ravens | S | 5 | 27 | 5.4 | 13 | 0 | 0 | 0 | 0.0 | 0 | 0 | L | 23-26+ |
| 10/13 | at Chargers | S | 2 | 14 | 7.0 | 7 | 0 | 0 | 0 | 0.0 | 0 | 0 | W | 24-17 |
| 10/28 | Dolphins | S | 5 | 84 | 16.8 | 45t | 1 | 0 | 0 | 0.0 | 0 | 0 | W | 27-14 |
| 11/03 | Colts | S | 1 | 3 | 3.0 | 3 | 0 | 1 | 2 | 2.0 | 2 | 0 | W | 26-24 |
| 11/10 | Rams | S | 4 | 64 | 16.0 | 30 | 0 | 0 | 0 | 0.0 | 0 | 0 | W | 17-12 |
| 11/14 | at Browns | S | 2 | 17 | 8.5 | 13 | 0 | 0 | 0 | 0.0 | 0 | 0 | L | 7-21 |
| 11/24 | at Bengals | P | 3 | 29 | 9.7 | 14 | 0 | 0 | 0 | 0.0 | 0 | 0 | W | 16-10 |
| 12/01 | Browns | S | 1 | 14 | 14.0 | 14 | 0 | 1 | 17 | 17.0 | 17 | 0 | W | 20-13 |
| 12/08 | at Cardinals | S | 6 | 60 | 10.0 | 18 | 1 | 1 | 16 | 16.0 | 16 | 0 | W | 23-17 |
| 12/15 | Bills | P | 5 | 62 | 12.4 | 29 | 0 | 0 | 0 | 0.0 | 0 | 0 | L | 10-17 |
| 12/22 | at Jets | S | 8 | 81 | 10.1 | 29t | 1 | 0 | 0 | 0.0 | 0 | 0 | L | 10-16 |
| 12/29 | at Ravens | S | 4 | 54 | 13.5 | 21 | 0 | 0 | 0 | 0.0 | 0 | 0 | L | 10-28 |
| 2019 TOTALS | | 16-12 | 59 | 680 | 11.5 | 45T | 5 | 4 | 41 | 10.3 | 17 | 0 | 8-8 | |

+ - Overtime

2021 GAME-BY-GAME REGULAR-SEASON STATISTICS (STEELERS)

| DATE | OPPONENT | P/S | KICKOFF RETURNS | | | | | PUNT RETURNS | | | | | W/L | SCORE | |
|--------------------|-------------|--------------|-----------------|----------|------------|----------|----------|------------------|----------|----------|----------|----------|------------|--------|-------|
| | | | RET | YDS | AVG | LG | TD | NO | FC | YDS | AVG | LG | | | TD |
| 09/12 | at Bills | S | 0 | 0 | 0.0 | 0 | 0 | 0 | 0 | 0 | 0.0 | 0 | 0 | W | 23-16 |
| 09/19 | Raiders | S | 0 | 0 | 0.0 | 0 | 0 | 0 | 0 | 0 | 0.0 | 0 | 0 | L | 17-26 |
| 09/26 | Bengals | S | | | | | | ON INACTIVE LIST | | | | | L | 10-24 | |
| 10/03 | at Packers | S | 0 | 0 | 0.0 | 0 | 0 | 0 | 0 | 0.0 | 0 | 0 | L | 17-27 | |
| 10/10 | Broncos | S | 0 | 0 | 0.0 | 0 | 0 | 0 | 0 | 0.0 | 0 | 0 | W | 27-19 | |
| 10/17 | Seahawks | S | 0 | 0 | 0.0 | 0 | 0 | 0 | 0 | 0.0 | 0 | 0 | W | 23-20+ | |
| 10/31 | at Browns | S | 0 | 0 | 0.0 | 0 | 0 | 0 | 0 | 0.0 | 0 | 0 | W | 15-10 | |
| 11/08 | Bears | P | 0 | 0 | 0.0 | 0 | 0 | 0 | 0 | 0.0 | 0 | 0 | W | 29-27 | |
| 11/14 | Lions | S | 0 | 0 | 0.0 | 0 | 0 | 0 | 0 | 0.0 | 0 | 0 | T | 16-16 | |
| 11/21 | at Chargers | S | 0 | 0 | 0.0 | 0 | 0 | 0 | 0 | 0.0 | 0 | 0 | L | 37-41 | |
| 11/28 | at Bengals | S | 0 | 0 | 0.0 | 0 | 0 | 0 | 0 | 0.0 | 0 | 0 | L | 10-41 | |
| 12/05 | Ravens | S | 0 | 0 | 0.0 | 0 | 0 | 0 | 0 | 0.0 | 0 | 0 | W | 20-19 | |
| 12/09 | at Vikings | S | 0 | 0 | 0.0 | 0 | 0 | 0 | 0 | 0.0 | 0 | 0 | L | 28-36 | |
| 12/19 | Titans | S | 0 | 0 | 0.0 | 0 | 0 | 0 | 0 | 0.0 | 0 | 0 | W | 19-13 | |
| 12/26 | at Chiefs | S | 0 | 0 | 0.0 | 0 | 0 | 0 | 0 | 0.0 | 0 | 0 | L | 10-36 | |
| 01/03 | Browns | S | 0 | 0 | 0.0 | 0 | 0 | 0 | 0 | 0.0 | 0 | 0 | W | 26-14 | |
| 01/09 | at Ravens | P | 0 | 0 | 0.0 | 0 | 0 | 0 | 0 | 0.0 | 0 | 0 | W | 16-13+ | |
| 2021 TOTALS | | 16-14 | 0 | 0 | 0.0 | 0 | 0 | 0 | 0 | 0 | 0 | 0 | 9-7 | | |

+ - Overtime

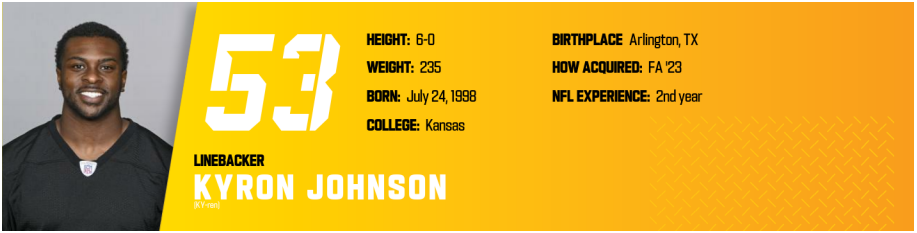
2020 GAME-BY-GAME REGULAR-SEASON STATISTICS (STEELERS)


| DATE | OPPONENT | P/S | KICKOFF RETURNS | | | | | PUNT RETURNS | | | | | W/L | SCORE | |
|--------------------|---------------|--------------|-----------------|-----------|-------------|-----------|----------|------------------|----------|-----------|------------|-----------|----------|-------------|-------|
| | | | RET | YDS | AVG | LG | TD | NO | FC | YDS | AVG | LG | | | TD |
| 09/14 | at Giants | S | 0 | 0 | 0.0 | 0 | 0 | 3 | 1 | 13 | 4.3 | 12 | 0 | W | 26-16 |
| 09/20 | Broncos | S | 1 | 24 | 24.0 | 24 | 0 | 2 | 0 | 25 | 12.5 | 18 | 0 | W | 26-21 |
| 09/27 | Texans | S | 0 | 0 | 0.0 | 0 | 0 | 0 | 1 | 0 | 0.0 | 0 | 0 | W | 28-21 |
| 10/11 | Eagles | S | 0 | 0 | 0.0 | 0 | 0 | 2 | 0 | 12 | 6.0 | 6 | 0 | W | 38-29 |
| 10/18 | Browns | S | | | | | | ON INACTIVE LIST | | | | | W | 38-7 | |
| 10/25 | at Titans | S | 0 | 0 | 0.0 | 0 | 0 | 0 | 0 | 0.0 | 0 | 0 | W | 27-24 | |
| 11/01 | at Ravens | S | 0 | 0 | 0.0 | 0 | 0 | 0 | 0 | 0.0 | 0 | 0 | W | 28-24 | |
| 11/08 | at Cowboys | S | 0 | 0 | 0.0 | 0 | 0 | 0 | 0 | 0.0 | 0 | 0 | W | 24-19 | |
| 11/15 | Browns | S | 0 | 0 | 0.0 | 0 | 0 | 0 | 0 | 0.0 | 0 | 0 | W | 36-10 | |
| 11/22 | at Jaguars | S | 0 | 0 | 0.0 | 0 | 0 | 0 | 0 | 0.0 | 0 | 0 | W | 27-3 | |
| 12/02 | Ravens | S | 0 | 0 | 0.0 | 0 | 0 | 0 | 0 | 0.0 | 0 | 0 | W | 19-14 | |
| 12/07 | Football Team | P | 0 | 0 | 0.0 | 0 | 0 | 0 | 0 | 0.0 | 0 | 0 | L | 17-23 | |
| 12/13 | at Bills | S | 0 | 0 | 0.0 | 0 | 0 | 0 | 0 | 0.0 | 0 | 0 | L | 15-26 | |
| 12/21 | at Bengals | S | 0 | 0 | 0.0 | 0 | 0 | 1 | 0 | 0.0 | 0 | 0 | L | 17-27 | |
| 12/27 | Colts | S | 0 | 0 | 0.0 | 0 | 0 | 1 | 0 | 8 | 8.0 | 8 | 0 | W | 28-24 |
| 01/03 | at Browns | P | 0 | 0 | 0.0 | 0 | 0 | 0 | 0 | 0.0 | 0 | 0 | L | 22-24 | |
| 2020 TOTALS | | 15-13 | 1 | 24 | 24.0 | 24 | 0 | 8 | 2 | 58 | 7.3 | 18 | 0 | 12-4 | |

2019 GAME-BY-GAME REGULAR-SEASON STATISTICS (STEELERS)

| DATE | OPPONENT | P/S | KICKOFF RETURNS | | | | | PUNT RETURNS | | | | | W/L | SCORE | |
|--------------------|--------------|--------------|-----------------|----------|------------|----------|----------|--------------|----------|------------|-------------|------------|----------|------------|--------|
| | | | RET | YDS | AVG | LG | TD | NO | FC | YDS | AVG | LG | | | TD |
| 09/08 | at Patriots | P | 0 | 0 | 0.0 | 0 | 0 | 0 | 0 | 0 | 0 | 0 | 0 | L | 3-33 |
| 09/15 | Seahawks | P | 0 | 0 | 0.0 | 0 | 0 | 1 | 0 | 11 | 11.0 | 11 | 0 | L | 26-28 |
| 09/22 | at 49ers | S | 0 | 0 | 0.0 | 0 | 0 | 0 | 0 | 0 | 0.0 | 0 | 0 | L | 20-24 |
| 09/30 | Bengals | S | 0 | 0 | 0.0 | 0 | 0 | 0 | 0 | 0 | 0.0 | 0 | 0 | W | 27-3 |
| 10/06 | Ravens | S | 0 | 0 | 0.0 | 0 | 0 | 0 | 0 | 0 | 0.0 | 0 | 0 | L | 23-26+ |
| 10/13 | at Chargers | S | 0 | 0 | 0.0 | 0 | 0 | 0 | 0 | 0 | 0.0 | 0 | 0 | W | 24-17 |
| 10/28 | Dolphins | S | 0 | 0 | 0.0 | 0 | 0 | 0 | 0 | 0 | 0.0 | 0 | 0 | W | 27-14 |
| 11/03 | Colts | S | 0 | 0 | 0.0 | 0 | 0 | 0 | 0 | 0 | 0.0 | 0 | 0 | W | 26-24 |
| 11/10 | Rams | S | 0 | 0 | 0.0 | 0 | 0 | 3 | 0 | 22 | 7.3 | 14 | 0 | W | 17-12 |
| 11/14 | at Browns | S | 0 | 0 | 0.0 | 0 | 0 | 1 | 1 | 10 | 10.0 | 10 | 0 | L | 7-21 |
| 11/24 | at Bengals | P | 0 | 0 | 0.0 | 0 | 0 | 4 | 2 | 21 | 5.3 | 7 | 0 | W | 16-10 |
| 12/01 | Browns | S | 0 | 0 | 0.0 | 0 | 0 | 2 | 0 | 14 | 7.0 | 13 | 0 | W | 20-13 |
| 12/08 | at Cardinals | S | 0 | 0 | 0.0 | 0 | 0 | 2 | 1 | 86 | 43.0 | 85t | 1 | W | 23-17 |
| 12/15 | Bills | P | 0 | 0 | 0.0 | 0 | 0 | 2 | 3 | 20 | 10.0 | 13 | 0 | L | 10-17 |
| 12/22 | at Jets | S | 0 | 0 | 0.0 | 0 | 0 | 3 | 0 | 40 | 13.3 | 17 | 0 | L | 10-16 |
| 12/29 | at Ravens | S | 0 | 0 | 0.0 | 0 | 0 | 2 | 0 | 24 | 12.0 | 13 | 0 | L | 10-28 |
| 2019 TOTALS | | 16-12 | 0 | 0 | 0.0 | 0 | 0 | 20 | 7 | 248 | 12.4 | 85T | 1 | 8-8 | |

+ - Overtime





53

HEIGHT: 6-0
WEIGHT: 235
BORN: July 24, 1998
COLLEGE: Kansas

BIRTHPLACE: Arlington, TX
HOW ACQUIRED: FA '23
NFL EXPERIENCE: 2nd year

LINEBACKER
KYRON JOHNSON

PRO CAREER

- ✦ Has played in 16 regular-season games (no starts) in his two-year NFL career (Philadelphia 2022-23; Pittsburgh 2023)
- ✦ Registered one tackle on defense and added seven tackles on special teams (six solo)
- ✦ Made NFL debut in Week 1 of 2022 (at Detroit)

TRANSACTIONS

- ✦ Signed to the Pittsburgh practice squad on Oct. 10, 2023
- ✦ Signed to the Philadelphia practice squad on Sept. 20, 2023
- ✦ Waived by the Eagles on Sept. 8, 2023
- ✦ Signed to the Philadelphia practice squad on Sept. 7, 2023
- ✦ Waived by the Eagles on Sept. 4, 2023
- ✦ Signed to the Philadelphia practice squad on Aug. 30, 2023
- ✦ Waived by the Eagles on Aug. 29, 2023
- ✦ Drafted by Philadelphia in the sixth round (181st overall) of the 2022 NFL Draft

COLLEGE

- ✦ Served as a three-time captain at Kansas (2017-21)
- ✦ Played in 57 career games (39 starts) for the Jayhawks
- ✦ Recorded 193 tackles (128 solo), 23 tackles for loss, 12.5 sacks, eight forced fumbles, five passes defended and three 3 fumble recoveries along with 17 special teams tackles
- ✦ Earned second-team All-Big 12 recognition from Pro Football Focus in 2021 after recording career highs in tackles (61), tackles for loss (8.5), sacks (6.5), forced fumbles (four) and fumble recoveries (two)
- ✦ Forced 40 quarterback pressures while playing as a DE, according to Pro Football Focus
- ✦ Did not commit a penalty in 655 snaps played
- ✦ Tabbed All-Big-12 honorable mention as a linebacker in 2020
- ✦ Produced 42 tackles (27 solo), 4.5 tackles for loss, 3.0 sacks, one forced fumble and one pass defended
- ✦ Contributed as a safety, nickel, linebacker and defensive end
- ✦ Started for four seasons with the Jayhawks under four different head coaches

PERSONAL

- ✦ A two-sport athlete for most of his life, also grew up running track
- ✦ Ran varsity as a high school freshman and was coached by his uncle, Rod Franklin
- ✦ Competed in the 100m, 200m, 4x100m, 4x200m, and long jump events
- ✦ Posted a 4.36 and 4.39 in 40-yard dash attempts at Kansas' pro day in 2022, which would have been among the best times by a LB in NFL Combine history, had he been invited
- ✦ Affectionately referred to as "Uncle Pastor" in college because he had accrued a lot of wisdom in five years at Kansas and brought everyone together by praying like a pastor in a church
- ✦ His father, Broderic, was a three-sport athlete in high school before playing running back at Cisco Junior College (Cisco, TX)
- ✦ His brother, Kayron, ran track at Ottawa University
- ✦ Majored in human biology

KYRON JOHNSON'S NFL REGULAR SEASON DEFENSIVE STATISTICS

| DATE | TEAM | GP | GS | TACKLES | | | | | | | INTERCEPTIONS | | | | | | | O. FUMB | | | | | ST | | | | MISC. | |
|---------------------------------------|----------|----|----|---------|---|---|-----|-----|-----|-----|---------------|----|-----|----|----|----|----|---------|----|-----|----|---|----|----|----|---|-------|--|
| | | | | TK | S | A | TFL | YDS | SK | YDS | QBH | NO | YDS | LG | TD | PD | FF | FR | TD | YDS | TK | S | A | FF | FR | S | A | |
| 2022 | Eagles | 16 | 0 | 1 | 0 | 1 | 0 | 0 | 0.0 | 0.0 | 0 | 0 | 0 | 0 | 0 | 0 | 0 | 0 | 7 | 6 | 1 | 0 | 0 | 0 | 0 | | | |
| 2023 | Eagles | 0 | 0 | 0 | 0 | 0 | 0 | 0 | 0.0 | 0.0 | 0 | 0 | 0 | 0 | 0 | 0 | 0 | 0 | 0 | 0 | 0 | 0 | 0 | 0 | 0 | | | |
| Went from Philadelphia to Pittsburgh. | | | | | | | | | | | | | | | | | | | | | | | | | | | | |
| 2023 | Steelers | 6 | 0 | 0 | 0 | 0 | 0 | 0 | 0.0 | 0.0 | 0 | 0 | 0 | 0 | 0 | 0 | 0 | 0 | 0 | 0 | 0 | 0 | 0 | 0 | 0 | 0 | | |
| 2023 | TOTAL | 6 | 0 | 0 | 0 | 0 | 0 | 0 | 0.0 | 0.0 | 0 | 0 | 0 | 0 | 0 | 0 | 0 | 0 | 0 | 0 | 0 | 0 | 0 | 0 | 0 | 0 | | |
| NFL TOTALS | | 22 | 0 | 1 | 0 | 1 | 0 | 0 | 0.0 | 0.0 | 0 | 0 | 0 | 0 | 0 | 0 | 0 | 0 | 7 | 6 | 1 | 0 | 0 | 0 | 0 | 0 | | |

KYRON JOHNSON'S NFL POSTSEASON DEFENSIVE STATISTICS

| DATE | TEAM | GP | GS | TACKLES | | | | | | | INTERCEPTIONS | | | | | | | O. FUMB | | | | | ST | | | | MISC. | |
|------------|--------|----|----|---------|---|---|-----|-----|-----|-----|---------------|----|-----|----|----|----|----|---------|----|-----|----|---|----|----|----|---|-------|--|
| | | | | TK | S | A | TFL | YDS | SK | YDS | QBH | NO | YDS | LG | TD | PD | FF | FR | TD | YDS | TK | S | A | FF | FR | S | A | |
| 2022 | Eagles | 0 | 0 | 0 | 0 | 0 | 0 | 0 | 0.0 | 0.0 | 0 | 0 | 0 | 0 | 0 | 0 | 0 | 0 | 0 | 0 | 0 | 0 | 0 | 0 | 0 | 0 | | |
| NFL TOTALS | | 0 | 0 | 0 | 0 | 0 | 0 | 0 | 0.0 | 0.0 | 0 | 0 | 0 | 0 | 0 | 0 | 0 | 0 | 0 | 0 | 0 | 0 | 0 | 0 | 0 | 0 | | |

2023 GAME-BY-GAME REGULAR-SEASON STATISTICS (EAGLES/STEELERS)

| DATE | OPPONENT | P/S | TACKLES | | | | | | | INTERCEPTIONS | | | | O. FUMB | | | ST | | | MISC | | W/L | SCORE | | | | |
|--------------------|---------------|------------|----------|----------|----------|------------|------------|----------|----------|---------------|----------|----------|----------|----------|----------|----------|----------|----------|----------|----------|----------|----------|----------|----------|----------|-------------|--------|
| | | | TK | S | A | SK | YDS | TFL | YDS | QBH | NO | YDS | LG | TD | PD | FF | FR | TD | YDS | TK | S | | | A | FF | FR | S |
| 09/14 | Vikings | | | | | | | | | | | | | | | | | | | | | | | | | W | 34-28 |
| 09/25 | at Buccaneers | | | | | | | | | | | | | | | | | | | | | | | | | W | 25-11 |
| 10/01 | Commanders | | | | | | | | | | | | | | | | | | | | | | | | | W | 34-31+ |
| 10/08 | at Rams | | | | | | | | | | | | | | | | | | | | | | | | | W | 23-14 |
| 10/22 | at Rams | | | | | | | | | | | | | | | | | | | | | | | | | W | 24-17 |
| 10/29 | Jaguars | | | | | | | | | | | | | | | | | | | | | | | | | L | 10-20 |
| 11/02 | Titans | | | | | | | | | | | | | | | | | | | | | | | | | W | 20-16 |
| 11/12 | Packers | | | | | | | | | | | | | | | | | | | | | | | | | W | 23-19 |
| 11/19 | at Browns | | | | | | | | | | | | | | | | | | | | | | | | | L | 10-13 |
| 11/26 | at Bengals | | | | | | | | | | | | | | | | | | | | | | | | | W | 16-10 |
| 12/03 | Cardinals | | | | | | | | | | | | | | | | | | | | | | | | | L | 10-24 |
| 12/07 | Patriots | P | 0 | 0 | 0 | 0.0 | 0.0 | 0 | 0 | 0 | 0 | 0 | 0 | 0 | 0 | 0 | 0 | 0 | 0 | 0 | 0 | 0 | 0 | 0 | 0 | W | 18-21 |
| 12/16 | at Colts | | | | | | | | | | | | | | | | | | | | | | | | | W | 13-30 |
| 12/23 | Bengals | | | | | | | | | | | | | | | | | | | | | | | | | W | 34-11 |
| 12/31 | at Seahawks | P | 0 | 0 | 0 | 0.0 | 0.0 | 0 | 0 | 0 | 0 | 0 | 0 | 0 | 0 | 0 | 0 | 0 | 0 | 0 | 0 | 0 | 0 | 0 | 0 | W | 30-23 |
| 01/06 | at Ravens | P | 0 | 0 | 0 | 0.0 | 0.0 | 0 | 0 | 0 | 0 | 0 | 0 | 0 | 0 | 0 | 0 | 0 | 0 | 0 | 0 | 0 | 0 | 0 | 0 | W | 17-10 |
| 2023 TOTALS | | 3-0 | 0 | 0 | 0 | 0.0 | 0.0 | 0 | 0 | 0 | 0 | 0 | 0 | 0 | 0 | 0 | 0 | 0 | 0 | 0 | 0 | 0 | 0 | 0 | 0 | 11-5 | |

+ Overtime

2022 GAME-BY-GAME REGULAR-SEASON STATISTICS (EAGLES)

| DATE | OPPONENT | P/S | TACKLES | | | | | | | INTERCEPTIONS | | | | O. FUMB | | | ST | | | MISC | | W/L | SCORE | | | | |
|--------------------|---------------|-------------|----------|----------|----------|------------|------------|----------|----------|---------------|----------|----------|----------|----------|----------|----------|----------|----------|----------|----------|----------|----------|----------|----------|----------|-------------|-------|
| | | | TK | S | A | SK | YDS | TFL | YDS | QBH | NO | YDS | LG | TD | PD | FF | FR | TD | YDS | TK | S | | | A | FF | FR | S |
| 09/11 | at Lions | P | 0 | 0 | 0 | 0.0 | 0.0 | 0 | 0 | 0 | 0 | 0 | 0 | 0 | 0 | 0 | 0 | 0 | 0 | 0 | 0 | 0 | 0 | 0 | 0 | W | 38-35 |
| 09/19 | Vikings | P | 0 | 0 | 0 | 0.0 | 0.0 | 0 | 0 | 0 | 0 | 0 | 0 | 0 | 0 | 0 | 0 | 0 | 0 | 0 | 0 | 0 | 0 | 0 | 0 | L | 24-7 |
| 09/25 | at Commanders | P | 0 | 0 | 0 | 0.0 | 0.0 | 0 | 0 | 0 | 0 | 0 | 0 | 0 | 0 | 0 | 0 | 0 | 0 | 0 | 0 | 0 | 0 | 0 | 0 | W | 24-8 |
| 10/02 | Jaguars | P | 0 | 0 | 0 | 0.0 | 0.0 | 0 | 0 | 0 | 0 | 0 | 0 | 0 | 0 | 0 | 0 | 0 | 0 | 0 | 0 | 0 | 0 | 0 | 0 | W | 29-21 |
| 10/09 | at Cardinals | P | 0 | 0 | 0 | 0.0 | 0.0 | 0 | 0 | 0 | 0 | 0 | 0 | 0 | 0 | 0 | 0 | 0 | 0 | 0 | 0 | 0 | 0 | 0 | 0 | W | 20-17 |
| 10/16 | Cowboys | P | 0 | 0 | 0 | 0.0 | 0.0 | 0 | 0 | 0 | 0 | 0 | 0 | 0 | 0 | 0 | 0 | 0 | 0 | 0 | 0 | 0 | 0 | 0 | 0 | W | 26-17 |
| 10/30 | Steelers | P | 1 | 0 | 1 | 0.0 | 0.0 | 0 | 0 | 0 | 0 | 0 | 0 | 0 | 0 | 0 | 0 | 0 | 0 | 0 | 0 | 0 | 0 | 0 | 0 | W | 35-13 |
| 11/03 | at Texans | P | 0 | 0 | 0 | 0.0 | 0.0 | 0 | 0 | 0 | 0 | 0 | 0 | 0 | 0 | 0 | 0 | 0 | 0 | 0 | 0 | 0 | 0 | 0 | 0 | W | 29-17 |
| 11/14 | Commanders | P | 0 | 0 | 0 | 0.0 | 0.0 | 0 | 0 | 0 | 0 | 0 | 0 | 0 | 0 | 0 | 0 | 0 | 0 | 0 | 0 | 0 | 0 | 0 | 0 | L | 21-32 |
| 11/20 | at Colts | P | 0 | 0 | 0 | 0.0 | 0.0 | 0 | 0 | 0 | 0 | 0 | 0 | 0 | 0 | 0 | 0 | 0 | 0 | 0 | 0 | 0 | 0 | 0 | 0 | W | 17-16 |
| 11/27 | Packers | P | 0 | 0 | 0 | 0.0 | 0.0 | 0 | 0 | 0 | 0 | 0 | 0 | 0 | 0 | 0 | 0 | 0 | 0 | 0 | 0 | 0 | 0 | 0 | 0 | W | 40-33 |
| 12/04 | Titans | P | 0 | 0 | 0 | 0.0 | 0.0 | 0 | 0 | 0 | 0 | 0 | 0 | 0 | 0 | 0 | 0 | 0 | 0 | 0 | 0 | 0 | 0 | 0 | 0 | W | 35-10 |
| 12/11 | at Giants | P | 0 | 0 | 0 | 0.0 | 0.0 | 0 | 0 | 0 | 0 | 0 | 0 | 0 | 0 | 0 | 0 | 0 | 0 | 0 | 0 | 0 | 0 | 0 | 0 | W | 48-22 |
| 12/18 | at Bears | P | 0 | 0 | 0 | 0.0 | 0.0 | 0 | 0 | 0 | 0 | 0 | 0 | 0 | 0 | 0 | 0 | 0 | 0 | 0 | 0 | 0 | 0 | 0 | 0 | W | 25-20 |
| 12/24 | at Cowboys | | | | | | | | | | | | | | | | | | | | | | | | | L | 34-40 |
| 01/01 | Saints | P | 0 | 0 | 0 | 0.0 | 0.0 | 0 | 0 | 0 | 0 | 0 | 0 | 0 | 0 | 0 | 0 | 0 | 0 | 0 | 0 | 0 | 0 | 0 | 0 | L | 10-20 |
| 01/08 | Giants | P | 0 | 0 | 0 | 0.0 | 0.0 | 0 | 0 | 0 | 0 | 0 | 0 | 0 | 0 | 0 | 0 | 0 | 0 | 0 | 0 | 0 | 0 | 0 | 0 | W | 22-16 |
| 2022 TOTALS | | 16-0 | 1 | 0 | 1 | 0.0 | 0.0 | 0 | 0 | 0 | 0 | 0 | 0 | 0 | 0 | 0 | 0 | 0 | 0 | 0 | 0 | 0 | 0 | 0 | 0 | 14-3 | |

2022 GAME-BY-GAME POSTSEASON STATISTICS (EAGLES)

| DATE | OPPONENT | P/S | TACKLES | | | | | | | INTERCEPTIONS | | | | O. FUMB | | | ST | | | MISC | | W/L | SCORE | | | | |
|--------------------|----------|-----|----------|----------|----------|------------|------------|----------|----------|---------------|----------|----------|----------|----------|----------|----------|----------|----------|----------|----------|----------|----------|----------|----------|----------|------------|-------|
| | | | TK | S | A | SK | YDS | TFL | YDS | QBH | NO | YDS | LG | TD | PD | FF | FR | TD | YDS | TK | S | | | A | FF | FR | S |
| 01/21 | Giants | | | | | | | | | | | | | | | | | | | | | | | | | W | 38-7 |
| 01/29 | 49ers | | | | | | | | | | | | | | | | | | | | | | | | | L | 31-7 |
| 02/12 | Chiefs | | | | | | | | | | | | | | | | | | | | | | | | | L | 35-38 |
| 2022 TOTALS | | | 0 | 0 | 0 | 0.0 | 0.0 | 0 | 0 | 0 | 0 | 0 | 0 | 0 | 0 | 0 | 0 | 0 | 0 | 0 | 0 | 0 | 0 | 0 | 0 | 2-1 | |



77

HEIGHT: 6-5
WEIGHT: 311
BORN: May 16, 2001
COLLEGE: Georgia

BIRTHPLACE: Lithonia, GA
HOW ACQUIRED: D1 '23
NFL EXPERIENCE: R

OFFENSIVE TACKLE
BRODERICK JONES

PRO CAREER

- ✦ Has yet to make NFL debut

TRANSACTIONS

- ✦ Signed four-year contract with Pittsburgh on June 23, 2023
- ✦ Drafted by the Steelers in the first round (14th overall) of the 2023 NFL Draft

COLLEGE

- ✦ Appeared in 32 games (19 starts) at Georgia (2020-22)
- ✦ Helped the Bulldogs to consecutive National Championships (2021, 2022)
- ✦ Named Associated Press All-SEC First-Team in 2022
- ✦ Allowed just two sacks (both in 2021) on 636 career pass block snaps
- ✦ Named Coaches' Freshman All-SEC Team in 2021
- ✦ Played in every game, starting the last four games of the regular season at left tackle for Georgia's nation title-winning season in 2021

PERSONAL

- ✦ Selected to represent Team Pressure in the 2020 Under Armour All-America Game, where he was regarded as one of the top offensive linemen
- ✦ 247sports.com composite five-star prospect
- ✦ Ranked as the No. 11 prospect nationally, the No. 2 offensive tackle prospect and No. 3 prospect from the state of Georgia
- ✦ ESPN.com five-star prospect, the No. 9 prospect nationally, No. 1 offensive tackle prospect nationally, No. 5 prospect in the Southeast region and No. 3 in Georgia
- ✦ PrepStar Magazine five-star prospect, ranked No. 18 prospect nationally, the No. 2 offensive tackle and a member of the Team 150 Dream Team
- ✦ Rivals.com five-star prospect, No. 5 prospect nationally, No. 2 offensive tackle nationally, No. 2 player from Georgia
- ✦ Named a unanimous selection to the 2019 Class 5A All-State First Team offense by the Georgia Sports Writers Association and the Atlanta Journal-Constitution
- ✦ As a senior, he led the Bulldogs to wins in three of their last four region games to claim a No. 3 seed in the GHSA Class 5A playoffs
- ✦ Paved the way for a Lithonia offense that averaged 25.1 points per game in the regular season, as well as 3,106 yards of offense (282.4 yards per game)
- ✦ Registered 11 pancake blocks on the line, as well as 17 tackles, five tackles for loss and four sacks for 36 yards lost as a defensive tackle
- ✦ 2019 AJC Super 11 selection, joining 28 previous Super 11 honorees to play under head coach Kirby Smart at Georgia
- ✦ Named to the USA Today 2018 ALL-USA Georgia First Team offense following his junior campaign, as well as a Class 5A first team selection by the Georgia Association of Coaches
- ✦ Tabbed for the 2018 MaxPreps Preseason Junior All-American Second Team offense
- ✦ Competed at the 2019 Under Armour Future 50 event as a junior, emerging as one of the nation's top offensive linemen
- ✦ Skilled post player on the Lithonia varsity basketball team, helping lead the Bulldogs to the Class 5A Final Four with a 21-10 record (10-3 in Region 5) as a junior
- ✦ Full name Broderick Bernard Jones
- ✦ Recipient of the Heyward Allen Football Scholarship

BRODERICK JONES' NFL REGULAR SEASON DEFENSIVE STATISTICS

| DATE | TEAM | GP | GS | TACKLES | | | | | | | INTERCEPTIONS | | | | | O. FUMBS | | | ST | | | MISC. | | | | |
|-------------------|----------|----|----|---------|---|---|-----|-----|-----|-----|---------------|----|-----|----|----|----------|----|----|----|-----|----|-------|---|----|----|---|
| | | | | TK | S | A | TFL | YDS | SK | YDS | QBH | NO | YDS | LG | TD | PD | FF | FR | TD | YDS | TK | S | A | FF | FR | S |
| 2023 | Steelers | 17 | 11 | 0 | 0 | 0 | 0 | 0.0 | 0.0 | 0 | 0 | 0 | 0 | 0 | 0 | 1 | 0 | 0 | 0 | 0 | 0 | 0 | 0 | 0 | 0 | 1 |
| NFL TOTALS | | 17 | 11 | 0 | 0 | 0 | 0 | 0.0 | 0.0 | 0 | 0 | 0 | 0 | 0 | 0 | 1 | 0 | 0 | 0 | 0 | 0 | 0 | 0 | 0 | 0 | 1 |

2023 GAME-BY-GAME REGULAR-SEASON STATISTICS (STEELERS)

| DATE | OPPONENT | P/S | TACKLES | | | | | | | INTERCEPTIONS | | | | | O. FUMB | | | | ST | | | | MISC | | SCORE | | | |
|--------------------|-------------|-----|---------|----|---|-----|-----|-----|-----|---------------|----|-----|----|----|---------|----|----|----|-----|----|---|---|------|----|-------|------|-------|-------|
| | | | TK | S | A | SK | YDS | TFL | YDS | QBH | NO | YDS | LG | TD | PD | FF | FR | TD | YDS | TK | S | A | FF | FR | | S | A | W/L |
| 09/10 | 49ers | P | 0 | 0 | 0 | 0.0 | 0.0 | 0 | 0 | 0 | 0 | 0 | 0 | 0 | 0 | 0 | 0 | 0 | 0 | 0 | 0 | 0 | 0 | 0 | 0 | 0 | L | 7-30 |
| 09/18 | Browns | P | 0 | 0 | 0 | 0.0 | 0.0 | 0 | 0 | 0 | 0 | 0 | 0 | 0 | 0 | 0 | 0 | 0 | 0 | 0 | 0 | 0 | 0 | 0 | 0 | 0 | W | 26-22 |
| 09/24 | at Raiders | P | 0 | 0 | 0 | 0.0 | 0.0 | 0 | 0 | 0 | 0 | 0 | 0 | 0 | 0 | 0 | 0 | 0 | 0 | 0 | 0 | 0 | 0 | 0 | 0 | 0 | W | 23-18 |
| 10/01 | at Texans | P | 0 | 0 | 0 | 0.0 | 0.0 | 0 | 0 | 0 | 0 | 0 | 0 | 0 | 0 | 0 | 0 | 0 | 0 | 0 | 0 | 0 | 0 | 0 | 0 | 0 | L | 6-30 |
| 10/08 | Ravens | S | 0 | 0 | 0 | 0.0 | 0.0 | 0 | 0 | 0 | 0 | 0 | 0 | 0 | 0 | 0 | 0 | 0 | 0 | 0 | 0 | 0 | 0 | 0 | 0 | 0 | W | 17-10 |
| 10/22 | at Rams | P | 0 | 0 | 0 | 0.0 | 0.0 | 0 | 0 | 0 | 0 | 0 | 0 | 0 | 0 | 0 | 0 | 0 | 0 | 0 | 0 | 0 | 0 | 0 | 0 | 0 | W | 24-17 |
| 10/29 | Jaguars | P | 0 | 0 | 0 | 0.0 | 0.0 | 0 | 0 | 0 | 0 | 0 | 0 | 0 | 0 | 0 | 0 | 0 | 0 | 0 | 0 | 0 | 0 | 0 | 0 | 0 | L | 10-20 |
| 11/02 | Titans | S | 0 | 0 | 0 | 0.0 | 0.0 | 0 | 0 | 0 | 0 | 0 | 0 | 0 | 0 | 0 | 0 | 0 | 0 | 0 | 0 | 0 | 0 | 0 | 0 | 0 | W | 20-16 |
| 11/12 | Packers | S | 0 | 0 | 0 | 0.0 | 0.0 | 0 | 0 | 0 | 0 | 0 | 0 | 0 | 0 | 0 | 0 | 0 | 0 | 0 | 0 | 0 | 0 | 0 | 0 | 0 | W | 23-19 |
| 11/19 | at Browns | S | 0 | 0 | 0 | 0.0 | 0.0 | 0 | 0 | 0 | 0 | 0 | 0 | 0 | 0 | 0 | 0 | 0 | 0 | 0 | 0 | 0 | 0 | 0 | 0 | 0 | L | 10-13 |
| 11/26 | at Bengals | S | 0 | 0 | 0 | 0.0 | 0.0 | 0 | 0 | 0 | 0 | 0 | 0 | 0 | 0 | 0 | 0 | 0 | 0 | 0 | 0 | 0 | 0 | 0 | 0 | 0 | W | 16-10 |
| 12/03 | Cardinals | S | 0 | 0 | 0 | 0.0 | 0.0 | 0 | 0 | 0 | 0 | 0 | 0 | 0 | 0 | 0 | 0 | 0 | 0 | 0 | 0 | 0 | 0 | 0 | 0 | 0 | L | 10-24 |
| 12/07 | Patriots | S | 0 | 0 | 0 | 0.0 | 0.0 | 0 | 0 | 0 | 0 | 0 | 0 | 0 | 0 | 0 | 0 | 0 | 0 | 0 | 0 | 0 | 0 | 0 | 1 | L | 18-21 | |
| 12/16 | at Colts | S | 0 | 0 | 0 | 0.0 | 0.0 | 0 | 0 | 0 | 0 | 0 | 0 | 0 | 0 | 0 | 0 | 0 | 0 | 0 | 0 | 0 | 0 | 0 | 0 | 0 | L | 13-30 |
| 12/23 | Bengals | S | 0 | 0 | 0 | 0.0 | 0.0 | 0 | 0 | 0 | 0 | 0 | 0 | 0 | 0 | 0 | 0 | 0 | 0 | 0 | 0 | 0 | 0 | 0 | 0 | 0 | W | 34-11 |
| 12/31 | at Seahawks | S | 0 | 0 | 0 | 0.0 | 0.0 | 0 | 0 | 0 | 0 | 0 | 0 | 0 | 0 | 0 | 0 | 0 | 0 | 0 | 0 | 0 | 0 | 0 | 0 | 0 | W | 30-23 |
| 01/06 | at Ravens | S | 0 | 0 | 0 | 0.0 | 0.0 | 0 | 0 | 0 | 0 | 0 | 0 | 0 | 0 | 1 | 0 | 0 | 0 | 0 | 0 | 0 | 0 | 0 | 0 | 0 | W | 17-10 |
| 2023 TOTALS | | | 17 | 11 | | 0 | 0 | 0 | 0.0 | 0.0 | 0 | 0 | 0 | 0 | 0 | 0 | 0 | 0 | 0 | 0 | 0 | 0 | 0 | 0 | 1 | 10-7 | | |



28

HEIGHT: 6-2
WEIGHT: 222
BORN: May 10, 1993
COLLEGE: Southern Utah

BIRTHPLACE: Henderson, NV
HOW ACQUIRED: FA '22
NFL EXPERIENCE: 8th year

SAFETY

MILES KILLEBREW

(2022-2023)

PRO CAREER

- ✦ Has played in 112 games (four starts) over his six-year NFL career (with Lions, 2016-20, Steelers 2021-22)
- ✦ Has registered 62 tackles (50 solo), six passes defended, two interceptions, two tackles for loss, one quarterback hit, one forced fumble and one interception return for TD
- ✦ Since entering the NFL in 2016, Killebrew has 48 solo special teams' tackles, the third-most in the League in that span
- ✦ Ranked tied for second in the NFL with 13 solo special teams' tackles in 2019, while his 15 total special teams' tackles ranked fourth
- ✦ Ranks third-most in special-teams snaps since he entered the League in 2016 with 2,254
- ✦ His 15 special teams' tackles in 2019 were a career-high and the most by a Lion since DB Don Carey had 16 in 2015
- ✦ Recorded his first-career interception for a touchdown and notched three tackles in Week 1 of 2017 vs. Arizona
- ✦ Appeared in all 16 games his rookie season in 2016 and recorded his first career interception against Saints QB Drew Brees in Week 13 at New Orleans
- ✦ Highest draft pick in Southern Utah history
- ✦ Made NFL debut in Week 1 of 2016 (at Indianapolis)
- ✦ Made NFL starting debut in Week 3 of 2017 (vs. Atlanta)

2022 (STEELERS)

- ✦ Played in all 17 games (no starts) primarily on special teams, recording four tackles
- ✦ Was named a 2022 team captain for his role on special teams

2021 (STEELERS)

- ✦ Playing in all 17 regular-season games
- ✦ Recorded the second blocked punt of his career in Week 1 at Buffalo - the punt was recovered and returned by LB Ulysees Gilbert for a Steelers touchdown
- ✦ Recorded the third blocked punt of his career in Week 11 at L.A. Chargers, which led to a Steelers touchdown
- ✦ The first player in Steelers to block multiple punts in the same season since 1960

2020 (LIONS)

- ✦ Appeared in 15 games
- ✦ Recorded 12 tackles on special teams
- ✦ Recorded two special-teams tackles in Week 4 at New Orleans
- ✦ Blocked a punt for the first time in his career, which led to a Detroit TD, in Week 8 vs. Indianapolis

2019 (LIONS)

- ✦ Appeared in 15 games (one start)
- ✦ Accumulated a career-high 15 total special teams' tackles, marking the most by a Lions player since 2015 (DB Don Carey, 16)
- ✦ Saw action on special teams, recording two special teams tackles in Week 1 at Arizona
- ✦ Saw action on defense for an injured S Tavon Wilson, recording two solo tackles in Week 8 vs. the N.Y. Giants
- ✦ Played his most defensive snaps of the season (57) and recorded a season-best three solo tackles in Week 17 vs. Green Bay

2018 (LIONS)

- ✦ Played in all 16 regular-season games
- ✦ Recorded one special teams' tackle against the New England Patriots in Week 3
- ✦ Posted two special teams' tackles, tying a career-best, against the Rams in Week 13

2017 (LIONS)

- ✦ Played in 16 games (three starts)
- ✦ Recorded three tackles and first career interception for a TD in Week 1 against Arizona
- ✦ Appeared in Week 2 at N.Y. Giants and registered three tackles and a pass defended
- ✦ Recorded first career start in Week 3 against Atlanta and tied for a game-high eight tackles
- ✦ Totaled three tackles and tied a career-high with two passes defended in Week 4 at Minnesota
- ✦ Totaled two tackles and a forced fumble in Week 6 at New Orleans
- ✦ Totaled two tackles in Week 8 against Pittsburgh
- ✦ Recorded a tackle on defense and special teams in Week 9 at Green Bay
- ✦ Recorded two tackles, one quarterback hit, and one tackle on special teams in Week 12 against Minnesota
- ✦ Totaled three tackles in Week 13 at Baltimore

2016 (LIONS)

- ✦ Played in all 16 regular-season games
- ✦ Made his NFL debut by contributing on special teams in Week 1 at Indianapolis
- ✦ Played 17 snaps on special teams in Week 3 at Green Bay
- ✦ Recorded his first NFL tackle in Week 4 at Chicago
- ✦ Played 19 snaps on special teams and six on defense in Week 6 vs. Los Angeles
- ✦ Contributed on both defense and special teams, recording one tackle in Week 7 vs. Washington
- ✦ Continued to make his presence known on special teams in Week 9 at Minnesota, tallying two tackles against the Vikings return men
- ✦ Totaled a career-high five tackles (four solo) in Week 11 vs. Jacksonville
- ✦ All over the field in Week 12 vs. Minnesota, contributing four solo tackles on defense and one on special teams
- ✦ Two of his four solo tackles came on crucial third-down stops in the second half of Detroit's 16-13 win over the visiting Vikings
- ✦ Picked off Saints QB Drew Brees late in the fourth quarter of Week 13 at New Orleans for his first career interception that secured Detroit's eighth victory of 2016
- ✦ Added two solo tackles on defense and one on special teams
- ✦ Registered four total tackles (three solo) in Week 17 vs. Green Bay

TRANSACTIONS

- ✦ Signed a two-year contract with Pittsburgh on Mar. 11, 2022
- ✦ Signed a one-year contract with Pittsburgh on Mar. 20, 2021
- ✦ Signed a one-year contract with Detroit on Mar. 20, 2020
- ✦ Signed a four-year contract with the Lions on May 6, 2016
- ✦ Drafted by Detroit in the fourth round (111th overall) of the 2016 NFL Draft

COLLEGE

- ✦ Finished his Southern Utah career with 356 tackles (210 solo), 6.5 tackles for loss, four forced fumbles, three fumble recoveries, three interceptions, seven pass defenses and two defensive touchdowns
- ✦ Named All-Big Sky Honorable Mention twice (2012, 2013), All-Big Sky Second Team once (2014) and All-Big Sky First Team once (2015)
- ✦ Named team captain as a senior in 2015 and led the team with 132 tackles (74 solo)
- ✦ Played in all 12 games in 2014 and finished second on the team with 101 tackles (62 solo) and recorded two tackles for loss, four forced fumbles and three interceptions
- ✦ Notched a season-high 15 tackles and returned an interception 105 yards for a TD against Nevada
- ✦ In 2013 totaled 54 tackles (32 solo), 4.5 tackles for loss, two pass defenses and two fumble recoveries, including an 89-yard return for a TD – the second longest fumble return in school history

PERSONAL

- ✦ Played running back and wide receiver at Foothill H.S. (Henderson, N.V.)
- ✦ Carried the ball 86 times for 392 yards and five TDs
- ✦ Had three receiving TDs
- ✦ Tallied 77 tackles with three sacks and six interceptions while playing as a defensive back
- ✦ Earned all-state and all-city honors and won defensive MVP
- ✦ Two-time first-team all-league and academic all-state honoree
- ✦ Nevada African-American student union Top-One Percentor
- ✦ In the 2018 offseason, Killebrew went back to Utah to light the torch at the opening ceremony of the Utah Summer Games
- ✦ Serves on the advisory board for Playworks Michigan
- ✦ He and wife, Kaila, welcomed their first child in 2020, a girl named Stormi

REGULAR SEASON COMPARISON: DEFENSIVE - BUFFALO BILLS

| DATE | OPP | W/L | GP/GS | TACKLES | | | | | SACK | YDS. | INT | TFL | PD | QBH | TD | MISC | |
|----------|-----------|-----|-------|---------|------|------|-----|-----|------|------|-----|-----|----|-----|----|------|---|
| | | | | TOT | SOLO | ASST | FF | FR | | | | | | | | | |
| 12/16/18 | DET @ BUF | L | P | 0 | 0 | 0 | 0.0 | 0.0 | 0 | 0 | 0 | 0 | 0 | 0 | 0 | 0 | 0 |
| 9/12/21 | PIT @ BUF | W | P | 0 | 0 | 0 | 0.0 | 0.0 | 0 | 0 | 0 | 0 | 0 | 0 | 0 | 0 | 0 |
| 10/9/22 | PIT @ BUF | L | P | 0 | 0 | 0 | 0.0 | 0.0 | 0 | 0 | 0 | 0 | 0 | 0 | 0 | 0 | 0 |
| TOTALS | | 1/2 | 3/0 | 0 | 0 | 0 | 0.0 | 0.0 | 0 | 0 | 0 | 0 | 0 | 0 | 0 | 0 | 0 |

MILES KILLEBREW'S NFL REGULAR SEASON DEFENSIVE STATISTICS

| DATE | TEAM | GP | GS | TACKLES | | | | | YDS | QBH | INTERCEPTIONS | | | | O_FUMB | | | | ST | | | | MISC | | | | | | | | | | | | | | | |
|------------|----------|-----|----|---------|----|----|-----|-----|-----|-----|---------------|----|-----|-----|--------|----|----|----|----|-----|----|----|------|----|----|---|---|---|---|---|---|---|---|---|---|---|---|---|
| | | | | TK | S | A | TFL | YDS | | | SK | NO | YDS | LG | TD | PD | FF | FR | TD | YDS | TK | S | A | FF | FR | S | A | | | | | | | | | | | |
| 2016 | Lions | 16 | 0 | 20 | 15 | 5 | 0 | 0 | 0.0 | 0.0 | 0 | 1 | 7 | 7 | 0 | 1 | 0 | 0 | 0 | 0 | 0 | 0 | 8 | 8 | 0 | 0 | 0 | 0 | 0 | 0 | 0 | 0 | 0 | 0 | 0 | 0 | 0 | |
| 2017 | Lions | 16 | 3 | 31 | 25 | 6 | 1 | 4 | 0.0 | 0.0 | 1 | 1 | 35 | 35 | 1 | 5 | 1 | 0 | 0 | 0 | 0 | 0 | 7 | 7 | 0 | 0 | 0 | 0 | 0 | 0 | 0 | 0 | 0 | 0 | 0 | 0 | 0 | |
| 2018 | Lions | 16 | 0 | 0 | 0 | 0 | 0 | 0 | 0.0 | 0.0 | 0 | 0 | 0 | 0 | 0 | 0 | 0 | 0 | 0 | 0 | 0 | 7 | 5 | 2 | 0 | 0 | 0 | 0 | 0 | 0 | 0 | 0 | 0 | 0 | 0 | 0 | 0 | |
| 2019 | Lions | 15 | 1 | 5 | 5 | 0 | 0 | 0 | 0.0 | 0.0 | 0 | 0 | 0 | 0 | 0 | 0 | 0 | 0 | 0 | 0 | 0 | 15 | 13 | 2 | 0 | 0 | 0 | 0 | 0 | 0 | 0 | 0 | 0 | 0 | 0 | 0 | 0 | |
| 2020 | Lions | 15 | 0 | 0 | 0 | 0 | 0 | 0 | 0.0 | 0.0 | 0 | 0 | 0 | 0 | 0 | 0 | 0 | 0 | 0 | 0 | 0 | 12 | 10 | 2 | 0 | 0 | 0 | 0 | 0 | 0 | 0 | 0 | 0 | 0 | 0 | 0 | 0 | |
| 2021 | Steelers | 17 | 0 | 6 | 5 | 1 | 1 | 0 | 0.0 | 0.0 | 0 | 0 | 0 | 0 | 0 | 0 | 0 | 0 | 0 | 0 | 0 | 7 | 4 | 3 | 0 | 0 | 0 | 0 | 0 | 0 | 0 | 0 | 0 | 0 | 0 | 0 | 0 | 0 |
| 2022 | Steelers | 17 | 0 | 0 | 0 | 0 | 0 | 0 | 0.0 | 0.0 | 0 | 0 | 0 | 0 | 0 | 0 | 0 | 0 | 0 | 0 | 0 | 4 | 1 | 3 | 0 | 0 | 0 | 0 | 0 | 0 | 0 | 0 | 0 | 0 | 0 | 0 | 0 | 0 |
| 2023 | Steelers | 17 | 1 | 13 | 10 | 3 | 1 | 1 | 0.0 | 0.0 | 1 | 0 | 0 | 0 | 0 | 0 | 0 | 0 | 0 | 0 | 0 | 13 | 11 | 2 | 0 | 0 | 0 | 0 | 0 | 0 | 0 | 0 | 0 | 0 | 0 | 0 | 0 | 0 |
| NFL TOTALS | | 129 | 5 | 75 | 60 | 15 | 3 | 5 | 0.0 | 0.0 | 2 | 2 | 42 | 35T | 1 | 6 | 1 | 0 | 0 | 0 | 0 | 73 | 59 | 14 | 0 | 0 | 0 | 0 | 0 | 0 | 0 | 0 | 0 | 0 | 0 | 0 | 0 | |

MILES KILLEBREW'S NFL POSTSEASON DEFENSIVE STATISTICS

| DATE | TEAM | GP | GS | TACKLES | | | | | YDS | QBH | INTERCEPTIONS | | | | O_FUMB | | | | ST | | | | MISC | | | | | | | | | | | | | | | | |
|------------|----------|----|----|---------|---|---|-----|-----|-----|-----|---------------|----|-----|----|--------|----|----|----|----|-----|----|---|------|----|----|---|---|---|---|---|---|---|---|---|---|---|---|---|---|
| | | | | TK | S | A | TFL | YDS | | | SK | NO | YDS | LG | TD | PD | FF | FR | TD | YDS | TK | S | A | FF | FR | S | A | | | | | | | | | | | | |
| 2016 | Lions | 1 | 0 | 1 | 1 | 0 | 0 | 0 | 0.0 | 0.0 | 0 | 0 | 0 | 0 | 0 | 0 | 0 | 0 | 0 | 0 | 0 | 0 | 0 | 0 | 0 | 0 | 0 | 0 | 0 | 0 | 0 | 0 | 0 | 0 | 0 | 0 | 0 | 0 | |
| 2021 | Steelers | 1 | 0 | 1 | 1 | 1 | 0 | 0 | 0.0 | 0.0 | 0 | 0 | 0 | 0 | 0 | 0 | 0 | 0 | 0 | 0 | 0 | 2 | 1 | 1 | 0 | 0 | 0 | 0 | 0 | 0 | 0 | 0 | 0 | 0 | 0 | 0 | 0 | 0 | 0 |
| NFL TOTALS | | 2 | 0 | 2 | 1 | 1 | 0 | 0 | 0.0 | 0.0 | 0 | 0 | 0 | 0 | 0 | 0 | 0 | 0 | 0 | 0 | 0 | 2 | 1 | 1 | 0 | 0 | 0 | 0 | 0 | 0 | 0 | 0 | 0 | 0 | 0 | 0 | 0 | 0 | |

SINGLE-GAME HIGHS: DEFENSIVE

| | | | |
|------------------|---|---------------------------|--|
| Total Tackles | 8 vs. Atlanta Falcons, Sep 24, 2017 5 vs. Jacksonville Jaguars, Nov 20, 2016 | Interceptions | 1 vs. Arizona Cardinals, Sep 10, 2017 1 at New Orleans Saints, Dec 04, 2016 |
| Solo Tackles | 7 vs. Atlanta Falcons, Sep 24, 2017 4 vs. Minnesota Vikings, Nov 24, 2016 ...1 more at 4. | Interception Return Yards | 35 vs. Arizona Cardinals, Sep 10, 2017 7 at New Orleans Saints, Dec 04, 2016 |
| Passes Defensed | 2 at Minnesota Vikings, Oct 01, 2017 2 vs. Arizona Cardinals, Sep 10, 2017 | Safeties | 1 vs. Baltimore Ravens, Oct 08, 2023 |
| Forced Fumbles | 1 at New Orleans Saints, Oct 15, 2017 | Special Teams Tackles | 2 at Seattle Seahawks, Dec 31, 2023 2 vs. Arizona Cardinals, Dec 03, 2023 ...15 more at 2. |
| Tackles For Loss | 1 vs. Jacksonville Jaguars, Oct 29, 2023 1 at Minnesota Vikings, Dec 09, 2021 ...1 more at 1. | | |

SINGLE-GAME HIGHS - POSTSEASON: DEFENSIVE

| | | | |
|---------------|--|-----------------------|---------------------------------------|
| Total Tackles | 1 at Kansas City Chiefs, Jan 16, 2022 1 at Seattle Seahawks, Jan 07, 2017 | Special Teams Tackles | 2 at Kansas City Chiefs, Jan 16, 2022 |
| Solo Tackles | 1 at Seattle Seahawks, Jan 07, 2017 | | |

2023 GAME-BY-GAME REGULAR-SEASON STATISTICS (STEELERS)

| DATE | OPPONENT | P/S | TACKLES | | | | | | | INTERCEPTIONS | | | | | O. FUMB | | | ST | | | | MISC | | W/L | SCORE | | |
|-------------|-------------|------|---------|----|---|----|-----|-----|-----|---------------|----|-----|----|----|---------|----|----|----|-----|----|---|------|----|-----|-------|------|-------|
| | | | TK | S | A | SK | YDS | TFL | YDS | QBH | NO | YDS | LG | TD | PD | FF | FR | TD | YDS | TK | S | A | FF | | | FR | S |
| 09/10 | 49ers | P | 0 | 0 | 0 | 0 | 0 | 0 | 0 | 0 | 0 | 0 | 0 | 0 | 0 | 0 | 0 | 0 | 2 | 1 | 1 | 0 | 0 | 0 | 0 | L | 7-30 |
| 09/18 | Browns | P | 0 | 0 | 0 | 0 | 0 | 0 | 0 | 0 | 0 | 0 | 0 | 0 | 0 | 0 | 0 | 0 | 0 | 0 | 0 | 0 | 0 | 0 | 0 | W | 26-22 |
| 09/24 | at Raiders | P | 0 | 0 | 0 | 0 | 0 | 0 | 0 | 0 | 0 | 0 | 0 | 0 | 0 | 0 | 0 | 0 | 2 | 2 | 0 | 0 | 0 | 0 | 0 | W | 23-18 |
| 10/01 | at Texans | P | 0 | 0 | 0 | 0 | 0 | 0 | 0 | 0 | 0 | 0 | 0 | 0 | 0 | 0 | 0 | 0 | 1 | 1 | 0 | 0 | 0 | 0 | 0 | L | 6-30 |
| 10/08 | Ravens | P | 0 | 0 | 0 | 0 | 0 | 0 | 0 | 0 | 0 | 0 | 0 | 0 | 0 | 0 | 0 | 0 | 1 | 1 | 0 | 0 | 0 | 0 | 0 | W | 17-10 |
| 10/22 | at Rams | P | 0 | 0 | 0 | 0 | 0 | 0 | 0 | 0 | 0 | 0 | 0 | 0 | 0 | 0 | 0 | 0 | 0 | 0 | 0 | 0 | 0 | 0 | 0 | W | 24-17 |
| 10/29 | Jaguars | P | 2 | 2 | 0 | 0 | 0 | 1 | 1 | 0 | 0 | 0 | 0 | 0 | 0 | 0 | 0 | 0 | 1 | 1 | 0 | 0 | 0 | 0 | 0 | L | 10-20 |
| 11/02 | Titans | P | 0 | 0 | 0 | 0 | 0 | 0 | 0 | 0 | 0 | 0 | 0 | 0 | 0 | 0 | 0 | 0 | 0 | 0 | 0 | 0 | 0 | 0 | 0 | W | 20-16 |
| 11/12 | Packers | P | 0 | 0 | 0 | 0 | 0 | 0 | 0 | 0 | 0 | 0 | 0 | 0 | 0 | 0 | 0 | 0 | 0 | 0 | 0 | 0 | 0 | 0 | 0 | W | 23-19 |
| 11/19 | at Browns | P | 1 | 1 | 0 | 0 | 0 | 0 | 0 | 0 | 0 | 0 | 0 | 0 | 0 | 0 | 0 | 0 | 1 | 1 | 0 | 0 | 0 | 0 | 0 | L | 10-13 |
| 11/26 | at Bengals | S | 0 | 0 | 0 | 0 | 0 | 0 | 0 | 0 | 0 | 0 | 0 | 0 | 0 | 0 | 0 | 0 | 1 | 1 | 0 | 0 | 0 | 0 | 0 | W | 16-10 |
| 12/03 | Cardinals | P | 0 | 0 | 0 | 0 | 0 | 0 | 0 | 0 | 0 | 0 | 0 | 0 | 0 | 0 | 0 | 0 | 2 | 2 | 0 | 0 | 0 | 0 | 0 | L | 10-24 |
| 12/07 | Patriots | P | 0 | 0 | 0 | 0 | 0 | 0 | 0 | 0 | 0 | 0 | 0 | 0 | 0 | 0 | 0 | 0 | 0 | 0 | 0 | 0 | 0 | 0 | 0 | L | 18-21 |
| 12/16 | at Colts | P | 1 | 1 | 0 | 0 | 0 | 0 | 0 | 0 | 0 | 0 | 0 | 0 | 0 | 0 | 0 | 0 | 0 | 0 | 0 | 0 | 0 | 0 | 0 | L | 13-30 |
| 12/23 | Bengals | P | 3 | 1 | 2 | 0 | 0 | 0 | 0 | 0 | 0 | 0 | 0 | 0 | 0 | 0 | 0 | 0 | 0 | 0 | 0 | 0 | 0 | 0 | 0 | W | 34-11 |
| 12/31 | at Seahawks | P | 2 | 2 | 0 | 0 | 0 | 0 | 0 | 0 | 0 | 0 | 0 | 0 | 0 | 0 | 0 | 0 | 2 | 1 | 1 | 0 | 0 | 0 | 0 | W | 30-23 |
| 01/06 | at Ravens | P | 4 | 3 | 1 | 0 | 0 | 0 | 0 | 0 | 1 | 0 | 0 | 0 | 0 | 0 | 0 | 0 | 0 | 0 | 0 | 0 | 0 | 0 | 0 | W | 17-10 |
| 2023 TOTALS | | 17-1 | 13 | 10 | 3 | 0 | 0 | 0 | 1 | 1 | 1 | 0 | 0 | 0 | 0 | 0 | 0 | 0 | 13 | 11 | 2 | 0 | 0 | 0 | 0 | 10-7 | |

2022 GAME-BY-GAME REGULAR-SEASON STATISTICS (STEELERS)

| DATE | OPPONENT | P/S | TACKLES | | | | | | | INTERCEPTIONS | | | | | O. FUMB | | | ST | | | | MISC | | W/L | SCORE | | |
|-------------|-------------|------|---------|---|---|----|-----|-----|-----|---------------|----|-----|----|----|---------|----|----|----|-----|----|---|------|----|-----|-------|-----|--------|
| | | | TK | S | A | SK | YDS | TFL | YDS | QBH | NO | YDS | LG | TD | PD | FF | FR | TD | YDS | TK | S | A | FF | | | FR | S |
| 09/11 | at Bengals | P | 0 | 0 | 0 | 0 | 0 | 0 | 0 | 0 | 0 | 0 | 0 | 0 | 0 | 0 | 0 | 0 | 0 | 0 | 0 | 0 | 0 | 0 | 0 | W | 23-20+ |
| 09/18 | Patriots | P | 0 | 0 | 0 | 0 | 0 | 0 | 0 | 0 | 0 | 0 | 0 | 0 | 0 | 0 | 0 | 0 | 0 | 0 | 0 | 0 | 0 | 0 | 0 | L | 14-17 |
| 09/22 | at Browns | P | 0 | 0 | 0 | 0 | 0 | 0 | 0 | 0 | 0 | 0 | 0 | 0 | 0 | 0 | 0 | 0 | 1 | 1 | 0 | 0 | 0 | 0 | 0 | L | 17-29 |
| 10/02 | Jets | P | 0 | 0 | 0 | 0 | 0 | 0 | 0 | 0 | 0 | 0 | 0 | 0 | 0 | 0 | 0 | 0 | 0 | 0 | 0 | 0 | 0 | 0 | 0 | L | 20-24 |
| 10/09 | at Bills | P | 0 | 0 | 0 | 0 | 0 | 0 | 0 | 0 | 0 | 0 | 0 | 0 | 0 | 0 | 0 | 0 | 0 | 0 | 0 | 0 | 0 | 0 | 0 | L | 3-38 |
| 10/16 | Buccaneers | P | 0 | 0 | 0 | 0 | 0 | 0 | 0 | 0 | 0 | 0 | 0 | 0 | 0 | 0 | 0 | 0 | 1 | 0 | 1 | 0 | 0 | 0 | 0 | W | 20-18 |
| 10/23 | at Dolphins | P | 0 | 0 | 0 | 0 | 0 | 0 | 0 | 0 | 0 | 0 | 0 | 0 | 0 | 0 | 0 | 0 | 1 | 0 | 1 | 0 | 0 | 0 | 0 | L | 10-16 |
| 10/30 | at Eagles | P | 0 | 0 | 0 | 0 | 0 | 0 | 0 | 0 | 0 | 0 | 0 | 0 | 0 | 0 | 0 | 0 | 0 | 0 | 0 | 0 | 0 | 0 | 0 | L | 13-35 |
| 11/13 | Saints | P | 0 | 0 | 0 | 0 | 0 | 0 | 0 | 0 | 0 | 0 | 0 | 0 | 0 | 0 | 0 | 0 | 0 | 0 | 0 | 0 | 0 | 0 | 0 | W | 20-10 |
| 11/20 | Bengals | P | 0 | 0 | 0 | 0 | 0 | 0 | 0 | 0 | 0 | 0 | 0 | 0 | 0 | 0 | 0 | 0 | 0 | 0 | 0 | 0 | 0 | 0 | 0 | L | 30-37 |
| 11/28 | at Colts | P | 0 | 0 | 0 | 0 | 0 | 0 | 0 | 0 | 0 | 0 | 0 | 0 | 0 | 0 | 0 | 0 | 0 | 0 | 0 | 0 | 0 | 0 | 0 | W | 24-17 |
| 12/04 | at Falcons | P | 0 | 0 | 0 | 0 | 0 | 0 | 0 | 0 | 0 | 0 | 0 | 0 | 0 | 0 | 0 | 0 | 0 | 0 | 0 | 0 | 0 | 0 | 0 | W | 19-16 |
| 12/11 | Ravens | P | 0 | 0 | 0 | 0 | 0 | 0 | 0 | 0 | 0 | 0 | 0 | 0 | 0 | 0 | 0 | 0 | 0 | 0 | 0 | 0 | 0 | 0 | 0 | L | 14-16 |
| 12/18 | at Panthers | P | 0 | 0 | 0 | 0 | 0 | 0 | 0 | 0 | 0 | 0 | 0 | 0 | 0 | 0 | 0 | 0 | 0 | 0 | 0 | 0 | 0 | 0 | 0 | W | 24-16 |
| 12/24 | Raiders | P | 0 | 0 | 0 | 0 | 0 | 0 | 0 | 0 | 0 | 0 | 0 | 0 | 0 | 0 | 0 | 0 | 0 | 0 | 0 | 0 | 0 | 0 | 0 | W | 13-10 |
| 01/01 | at Ravens | P | 0 | 0 | 0 | 0 | 0 | 0 | 0 | 0 | 0 | 0 | 0 | 0 | 0 | 0 | 0 | 0 | 0 | 0 | 0 | 0 | 0 | 0 | 0 | W | 16-13 |
| 01/08 | Browns | P | 0 | 0 | 0 | 0 | 0 | 0 | 0 | 0 | 0 | 0 | 0 | 0 | 0 | 0 | 0 | 0 | 1 | 0 | 1 | 0 | 0 | 0 | 0 | W | 28-14 |
| 2022 TOTALS | | 17-0 | 0 | 0 | 0 | 0 | 0 | 0 | 0 | 0 | 0 | 0 | 0 | 0 | 0 | 0 | 0 | 0 | 4 | 1 | 3 | 0 | 0 | 0 | 0 | 9-8 | |

+ - Overtime

2021 GAME-BY-GAME REGULAR-SEASON STATISTICS (STEELERS)

| DATE | OPPONENT | P/S | TACKLES | | | | | | | INTERCEPTIONS | | | | O. FUMB | | | ST | | | | MISC | | W/L | SCORE | | | |
|-------------|-------------|------|---------|---|---|-----|-----|-----|-----|---------------|----|-----|----|---------|----|----|----|----|-----|----|------|---|-----|-------|----|-------|--------|
| | | | TK | S | A | SK | YDS | TFL | YDS | QBH | NO | YDS | LG | TD | PD | FF | FR | TD | YDS | TK | S | A | | | FF | FR | S |
| 09/12 | at Bills | P | 0 | 0 | 0 | 0.0 | 0.0 | 0 | 0 | 0 | 0 | 0 | 0 | 0 | 0 | 0 | 0 | 0 | 0 | 0 | 0 | 0 | 0 | 0 | 0 | W | 23-16 |
| 09/19 | Raiders | P | 0 | 0 | 0 | 0.0 | 0.0 | 0 | 0 | 0 | 0 | 0 | 0 | 0 | 0 | 0 | 0 | 0 | 0 | 0 | 0 | 0 | 0 | 0 | 0 | L | 17-26 |
| 09/26 | Bengals | P | 0 | 0 | 0 | 0.0 | 0.0 | 0 | 0 | 0 | 0 | 0 | 0 | 0 | 0 | 0 | 0 | 0 | 0 | 0 | 0 | 0 | 0 | 0 | 0 | L | 10-24 |
| 10/03 | at Packers | P | 0 | 0 | 0 | 0.0 | 0.0 | 0 | 0 | 0 | 0 | 0 | 0 | 0 | 0 | 0 | 0 | 0 | 2 | 1 | 1 | 0 | 0 | 0 | 0 | L | 17-27 |
| 10/10 | Broncos | P | 0 | 0 | 0 | 0.0 | 0.0 | 0 | 0 | 0 | 0 | 0 | 0 | 0 | 0 | 0 | 0 | 0 | 0 | 0 | 0 | 0 | 0 | 0 | 0 | W | 27-19 |
| 10/17 | Seahawks | P | 0 | 0 | 0 | 0.0 | 0.0 | 0 | 0 | 0 | 0 | 0 | 0 | 0 | 0 | 0 | 0 | 0 | 1 | 0 | 1 | 0 | 0 | 0 | 0 | W | 23-20+ |
| 10/31 | at Browns | P | 0 | 0 | 0 | 0.0 | 0.0 | 0 | 0 | 0 | 0 | 0 | 0 | 0 | 0 | 0 | 0 | 0 | 2 | 2 | 0 | 0 | 0 | 0 | 0 | W | 15-10 |
| 11/08 | Bears | P | 0 | 0 | 0 | 0.0 | 0.0 | 0 | 0 | 0 | 0 | 0 | 0 | 0 | 0 | 0 | 0 | 0 | 0 | 0 | 0 | 0 | 0 | 0 | 0 | W | 29-27 |
| 11/14 | Lions | P | 1 | 1 | 0 | 0.0 | 0.0 | 0 | 0 | 0 | 0 | 0 | 0 | 0 | 0 | 0 | 0 | 0 | 0 | 0 | 0 | 0 | 0 | 0 | 0 | T | 16-16 |
| 11/21 | at Chargers | P | 0 | 0 | 0 | 0.0 | 0.0 | 0 | 0 | 0 | 0 | 0 | 0 | 0 | 0 | 0 | 0 | 0 | 1 | 1 | 0 | 0 | 0 | 0 | 0 | L | 37-41 |
| 11/28 | at Bengals | P | 0 | 0 | 0 | 0.0 | 0.0 | 0 | 0 | 0 | 0 | 0 | 0 | 0 | 0 | 0 | 0 | 0 | 0 | 0 | 0 | 0 | 0 | 0 | 0 | L | 10-41 |
| 12/05 | Ravens | P | 0 | 0 | 0 | 0.0 | 0.0 | 0 | 0 | 0 | 0 | 0 | 0 | 0 | 0 | 0 | 0 | 0 | 1 | 0 | 1 | 0 | 0 | 0 | 0 | W | 20-19 |
| 12/09 | at Vikings | P | 2 | 2 | 0 | 0.0 | 0.0 | 1 | 0 | 0 | 0 | 0 | 0 | 0 | 0 | 0 | 0 | 0 | 0 | 0 | 0 | 0 | 0 | 0 | 0 | L | 28-36 |
| 12/19 | Titans | P | 1 | 1 | 0 | 0.0 | 0.0 | 0 | 0 | 0 | 0 | 0 | 0 | 0 | 0 | 0 | 0 | 0 | 0 | 0 | 0 | 0 | 0 | 0 | 0 | W | 19-13 |
| 12/26 | at Chiefs | P | 0 | 0 | 0 | 0.0 | 0.0 | 0 | 0 | 0 | 0 | 0 | 0 | 0 | 0 | 0 | 0 | 0 | 0 | 0 | 0 | 0 | 0 | 0 | 0 | L | 10-36 |
| 01/03 | Browns | P | 0 | 0 | 0 | 0.0 | 0.0 | 0 | 0 | 0 | 0 | 0 | 0 | 0 | 0 | 0 | 0 | 0 | 0 | 0 | 0 | 0 | 0 | 0 | 0 | W | 26-14 |
| 01/09 | at Ravens | P | 2 | 1 | 1 | 0.0 | 0.0 | 0 | 0 | 0 | 0 | 0 | 0 | 0 | 0 | 0 | 0 | 0 | 0 | 0 | 0 | 0 | 0 | 0 | 0 | W | 16-13+ |
| 2021 TOTALS | | 17-0 | 6 | 5 | 1 | 0.0 | 0.0 | 1 | 0 | 0 | 0 | 0 | 0 | 0 | 0 | 0 | 0 | 7 | 4 | 3 | 0 | 0 | 0 | 0 | 0 | 9-7-1 | |
| + Overtime | | | | | | | | | | | | | | | | | | | | | | | | | | | |

2020 GAME-BY-GAME REGULAR-SEASON STATISTICS (LIONS)

| DATE | OPPONENT | P/S | TACKLES | | | | | | | INTERCEPTIONS | | | | O. FUMB | | | ST | | | | MISC | | W/L | SCORE | | | |
|------------------|---------------|------|---------|---|---|-----|-----|-----|-----|---------------|----|-----|----|---------|----|----|----|----|-----|----|------|---|-----|-------|----|------|-------|
| | | | TK | S | A | SK | YDS | TFL | YDS | QBH | NO | YDS | LG | TD | PD | FF | FR | TD | YDS | TK | S | A | | | FF | FR | S |
| 09/13 | Bears | P | 0 | 0 | 0 | 0.0 | 0.0 | 0 | 0 | 0 | 0 | 0 | 0 | 0 | 0 | 0 | 0 | 0 | 0 | 0 | 0 | 0 | 0 | 0 | 0 | L | 23-27 |
| 09/20 | at Packers | P | 0 | 0 | 0 | 0.0 | 0.0 | 0 | 0 | 0 | 0 | 0 | 0 | 0 | 0 | 0 | 0 | 0 | 0 | 0 | 0 | 0 | 0 | 0 | 0 | L | 21-42 |
| 09/27 | at Cardinals | P | 0 | 0 | 0 | 0.0 | 0.0 | 0 | 0 | 0 | 0 | 0 | 0 | 0 | 0 | 0 | 0 | 0 | 1 | 1 | 0 | 0 | 0 | 0 | 0 | W | 26-23 |
| 10/04 | Saints | P | 0 | 0 | 0 | 0.0 | 0.0 | 0 | 0 | 0 | 0 | 0 | 0 | 0 | 0 | 0 | 0 | 0 | 2 | 2 | 0 | 0 | 0 | 0 | 0 | L | 29-35 |
| 10/18 | at Jaguars | P | 0 | 0 | 0 | 0.0 | 0.0 | 0 | 0 | 0 | 0 | 0 | 0 | 0 | 0 | 0 | 0 | 0 | 2 | 0 | 2 | 0 | 0 | 0 | 0 | W | 34-16 |
| 10/25 | at Falcons | | | | | | | | | | | | | | | | | | | | | | | | | W | 23-22 |
| 11/01 | Colts | P | 0 | 0 | 0 | 0.0 | 0.0 | 0 | 0 | 0 | 0 | 0 | 0 | 0 | 0 | 0 | 0 | 0 | 1 | 1 | 0 | 0 | 0 | 0 | 0 | L | 21-41 |
| 11/08 | at Vikings | P | 0 | 0 | 0 | 0.0 | 0.0 | 0 | 0 | 0 | 0 | 0 | 0 | 0 | 0 | 0 | 0 | 0 | 1 | 1 | 0 | 0 | 0 | 0 | 0 | L | 20-34 |
| 11/15 | Football Team | P | 0 | 0 | 0 | 0.0 | 0.0 | 0 | 0 | 0 | 0 | 0 | 0 | 0 | 0 | 0 | 0 | 0 | 1 | 1 | 0 | 0 | 0 | 0 | 0 | W | 30-27 |
| 11/22 | at Panthers | P | 0 | 0 | 0 | 0.0 | 0.0 | 0 | 0 | 0 | 0 | 0 | 0 | 0 | 0 | 0 | 0 | 0 | 1 | 1 | 0 | 0 | 0 | 0 | 0 | L | 0-20 |
| 11/26 | Texans | P | 0 | 0 | 0 | 0.0 | 0.0 | 0 | 0 | 0 | 0 | 0 | 0 | 0 | 0 | 0 | 0 | 0 | 0 | 0 | 0 | 0 | 0 | 0 | 0 | L | 25-41 |
| 12/06 | at Bears | P | 0 | 0 | 0 | 0.0 | 0.0 | 0 | 0 | 0 | 0 | 0 | 0 | 0 | 0 | 0 | 0 | 0 | 1 | 1 | 0 | 0 | 0 | 0 | 0 | W | 34-30 |
| 12/13 | Packers | P | 0 | 0 | 0 | 0.0 | 0.0 | 0 | 0 | 0 | 0 | 0 | 0 | 0 | 0 | 0 | 0 | 0 | 0 | 0 | 0 | 0 | 0 | 0 | 0 | L | 24-31 |
| 12/20 | at Titans | P | 0 | 0 | 0 | 0.0 | 0.0 | 0 | 0 | 0 | 0 | 0 | 0 | 0 | 0 | 0 | 0 | 0 | 1 | 1 | 0 | 0 | 0 | 0 | 0 | L | 25-46 |
| 12/26 | Buccaneers | P | 0 | 0 | 0 | 0.0 | 0.0 | 0 | 0 | 0 | 0 | 0 | 0 | 0 | 0 | 0 | 0 | 0 | 1 | 1 | 0 | 0 | 0 | 0 | 0 | L | 7-47 |
| 01/03 | Vikings | P | 0 | 0 | 0 | 0.0 | 0.0 | 0 | 0 | 0 | 0 | 0 | 0 | 0 | 0 | 0 | 0 | 0 | 0 | 0 | 0 | 0 | 0 | 0 | 0 | L | 35-37 |
| 2020 TOTALS | | 15-0 | 0 | 0 | 0 | 0.0 | 0.0 | 0 | 0 | 0 | 0 | 0 | 0 | 0 | 0 | 0 | 0 | 0 | 12 | 10 | 2 | 0 | 0 | 0 | 0 | 5-11 | |
| ON INACTIVE LIST | | | | | | | | | | | | | | | | | | | | | | | | | | | |
| + Overtime | | | | | | | | | | | | | | | | | | | | | | | | | | | |

2019 GAME-BY-GAME REGULAR-SEASON STATISTICS (LIONS)

| DATE | OPPONENT | P/S | TACKLES | | | | | | | INTERCEPTIONS | | | | O. FUMB | | | ST | | | | MISC | | W/L | SCORE | | | |
|-------------|--------------|------|---------|---|---|-----|-----|-----|-----|---------------|----|-----|----|---------|----|----|----|----|-----|----|------|---|-----|-------|----|--------|--------|
| | | | TK | S | A | SK | YDS | TFL | YDS | QBH | NO | YDS | LG | TD | PD | FF | FR | TD | YDS | TK | S | A | | | FF | FR | S |
| 09/08 | at Cardinals | P | 0 | 0 | 0 | 0.0 | 0.0 | 0 | 0 | 0 | 0 | 0 | 0 | 0 | 0 | 0 | 0 | 0 | 2 | 2 | 0 | 0 | 0 | 0 | 0 | T | 27-27+ |
| 09/15 | Chargers | P | 0 | 0 | 0 | 0.0 | 0.0 | 0 | 0 | 0 | 0 | 0 | 0 | 0 | 0 | 0 | 0 | 0 | 0 | 0 | 0 | 0 | 0 | 0 | 0 | W | 13-10 |
| 09/22 | at Eagles | P | 0 | 0 | 0 | 0.0 | 0.0 | 0 | 0 | 0 | 0 | 0 | 0 | 0 | 0 | 0 | 0 | 0 | 2 | 2 | 0 | 0 | 0 | 0 | 0 | W | 27-24 |
| 09/29 | Chiefs | P | 0 | 0 | 0 | 0.0 | 0.0 | 0 | 0 | 0 | 0 | 0 | 0 | 0 | 0 | 0 | 0 | 0 | 0 | 0 | 0 | 0 | 0 | 0 | 0 | L | 30-34 |
| 10/14 | at Packers | P | 0 | 0 | 0 | 0.0 | 0.0 | 0 | 0 | 0 | 0 | 0 | 0 | 0 | 0 | 0 | 0 | 0 | 1 | 1 | 0 | 0 | 0 | 0 | 0 | L | 22-23 |
| 10/20 | Vikings | P | 0 | 0 | 0 | 0.0 | 0.0 | 0 | 0 | 0 | 0 | 0 | 0 | 0 | 0 | 0 | 0 | 0 | 2 | 2 | 0 | 0 | 0 | 0 | 0 | L | 30-42 |
| 10/27 | Giants | P | 2 | 2 | 0 | 0.0 | 0.0 | 0 | 0 | 0 | 0 | 0 | 0 | 0 | 0 | 0 | 0 | 0 | 2 | 1 | 1 | 0 | 0 | 0 | 0 | W | 31-26 |
| 11/03 | at Raiders | P | 0 | 0 | 0 | 0.0 | 0.0 | 0 | 0 | 0 | 0 | 0 | 0 | 0 | 0 | 0 | 0 | 0 | 1 | 1 | 0 | 0 | 0 | 0 | 0 | L | 24-31 |
| 11/10 | at Bears | | | | | | | | | | | | | | | | | | | | | | | | | L | 13-20 |
| 11/17 | Cowboys | P | 0 | 0 | 0 | 0.0 | 0.0 | 0 | 0 | 0 | 0 | 0 | 0 | 0 | 0 | 0 | 0 | 0 | 1 | 1 | 0 | 0 | 0 | 0 | 0 | L | 27-35 |
| 11/24 | at Redskins | P | 0 | 0 | 0 | 0.0 | 0.0 | 0 | 0 | 0 | 0 | 0 | 0 | 0 | 0 | 0 | 0 | 0 | 0 | 0 | 0 | 0 | 0 | 0 | 0 | L | 16-19 |
| 11/28 | Bears | P | 0 | 0 | 0 | 0.0 | 0.0 | 0 | 0 | 0 | 0 | 0 | 0 | 0 | 0 | 0 | 0 | 0 | 1 | 1 | 0 | 0 | 0 | 0 | 0 | L | 20-24 |
| 12/08 | at Vikings | P | 0 | 0 | 0 | 0.0 | 0.0 | 0 | 0 | 0 | 0 | 0 | 0 | 0 | 0 | 0 | 0 | 0 | 0 | 0 | 0 | 0 | 0 | 0 | 0 | L | 7-20 |
| 12/15 | Buccaneers | P | 0 | 0 | 0 | 0.0 | 0.0 | 0 | 0 | 0 | 0 | 0 | 0 | 0 | 0 | 0 | 0 | 0 | 1 | 1 | 0 | 0 | 0 | 0 | 0 | L | 17-38 |
| 12/22 | at Broncos | P | 0 | 0 | 0 | 0.0 | 0.0 | 0 | 0 | 0 | 0 | 0 | 0 | 0 | 0 | 0 | 0 | 0 | 1 | 0 | 1 | 0 | 0 | 0 | 0 | L | 17-27 |
| 12/29 | Packers | S | 3 | 3 | 0 | 0.0 | 0.0 | 0 | 0 | 0 | 0 | 0 | 0 | 0 | 0 | 0 | 0 | 0 | 1 | 1 | 0 | 0 | 0 | 0 | 0 | L | 20-23 |
| 2019 TOTALS | | 15-1 | 5 | 5 | 0 | 0.0 | 0.0 | 0 | 0 | 0 | 0 | 0 | 0 | 0 | 0 | 0 | 0 | 0 | 15 | 13 | 2 | 0 | 0 | 0 | 0 | 3-12-1 | |
| + Overtime | | | | | | | | | | | | | | | | | | | | | | | | | | | |

2018 GAME-BY-GAME REGULAR-SEASON STATISTICS (LIONS)

| DATE | OPPONENT | P/S | TACKLES | | | | | | | INTERCEPTIONS | | | | O. FUMB | | | ST | | | | MISC | | W/L | SCORE | | | |
|-------|------------|-----|---------|---|---|-----|-----|-----|-----|---------------|----|-----|----|---------|----|----|----|----|-----|----|------|---|-----|-------|----|----|-------|
| | | | TK | S | A | SK | YDS | TFL | YDS | QBH | NO | YDS | LG | TD | PD | FF | FR | TD | YDS | TK | S | A | | | FF | FR | S |
| 09/10 | Jets | P | 0 | 0 | 0 | 0.0 | 0.0 | 0 | 0 | 0 | 0 | 0 | 0 | 0 | 0 | 0 | 0 | 0 | 0 | 0 | 0 | 0 | 0 | 0 | 0 | L | 17-48 |
| 09/16 | at 49ers | P | 0 | 0 | 0 | 0.0 | 0.0 | 0 | 0 | 0 | 0 | 0 | 0 | 0 | 0 | 0 | 0 | 0 | 0 | 0 | 0 | 0 | 0 | 0 | 0 | L | 27-30 |
| 09/23 | Patriots | P | 0 | 0 | 0 | 0.0 | 0.0 | 0 | 0 | 0 | 0 | 0 | 0 | 0 | 0 | 0 | 0 | 0 | 1 | 1 | 0 | 0 | 0 | 0 | 0 | W | 26-10 |
| 09/30 | at Cowboys | P | 0 | 0 | 0 | 0.0 | 0.0 | 0 | 0 | 0 | 0 | 0 | 0 | 0 | 0 | 0 | 0 | 0 | 0 | 0 | 0 | 0 | 0 | 0 | 0 | L | 24-26 |
| 10/07 | Packers | P | | | | | | | | | | | | | | | | | | | | | | | | | |

2017 GAME-BY-GAME REGULAR-SEASON STATISTICS (LIONS)

| DATE | OPPONENT | P/S | TACKLES | | | | | | | INTERCEPTIONS | | | | O. FUMB | | | ST | | | | MISC | | W/L | SCORE | | | | |
|-------------|---------------|------|---------|----|---|-----|-----|-----|-----|---------------|----|-----|----|---------|----|----|----|----|-----|----|------|---|-----|-------|----|----|-----|-------|
| | | | TK | S | A | SK | YDS | TFL | YDS | QBH | NO | YDS | LG | TD | PD | FF | FR | TD | YDS | TK | S | A | | | FF | FR | S | A |
| 09/10 | Cardinals | P | 2 | 2 | 0 | 0.0 | 0.0 | 1 | 4 | 0 | 1 | 35 | 35 | 1 | 2 | 0 | 0 | 0 | 0 | 1 | 1 | 0 | 0 | 0 | 0 | 0 | W | 35-23 |
| 09/18 | at Giants | P | 4 | 3 | 1 | 0.0 | 0.0 | 0 | 0 | 0 | 0 | 0 | 0 | 0 | 1 | 0 | 0 | 0 | 0 | 0 | 0 | 0 | 0 | 0 | 0 | 0 | W | 24-10 |
| 09/24 | Falcons | S | 8 | 7 | 1 | 0.0 | 0.0 | 0 | 0 | 0 | 0 | 0 | 0 | 0 | 0 | 0 | 0 | 0 | 1 | 1 | 0 | 0 | 0 | 0 | 0 | 0 | L | 26-30 |
| 10/01 | at Vikings | S | 3 | 3 | 0 | 0.0 | 0.0 | 0 | 0 | 0 | 0 | 0 | 0 | 0 | 2 | 0 | 0 | 0 | 0 | 0 | 0 | 0 | 0 | 0 | 0 | 0 | W | 14-7 |
| 10/08 | Panthers | S | 2 | 1 | 1 | 0.0 | 0.0 | 0 | 0 | 0 | 0 | 0 | 0 | 0 | 0 | 0 | 0 | 0 | 0 | 0 | 0 | 0 | 0 | 0 | 0 | 0 | L | 24-27 |
| 10/15 | at Saints | P | 2 | 1 | 1 | 0.0 | 0.0 | 0 | 0 | 0 | 0 | 0 | 0 | 0 | 0 | 1 | 0 | 0 | 0 | 0 | 0 | 0 | 0 | 0 | 0 | 0 | L | 38-52 |
| 10/29 | Steelers | P | 2 | 2 | 0 | 0.0 | 0.0 | 0 | 0 | 0 | 0 | 0 | 0 | 0 | 0 | 0 | 0 | 0 | 0 | 0 | 0 | 0 | 0 | 0 | 0 | 0 | L | 15-20 |
| 11/06 | at Packers | P | 1 | 1 | 0 | 0.0 | 0.0 | 0 | 0 | 0 | 0 | 0 | 0 | 0 | 0 | 0 | 0 | 0 | 1 | 1 | 0 | 0 | 0 | 0 | 0 | 0 | W | 30-17 |
| 11/12 | Browns | P | 1 | 1 | 0 | 0.0 | 0.0 | 0 | 0 | 0 | 0 | 0 | 0 | 0 | 0 | 0 | 0 | 0 | 0 | 0 | 0 | 0 | 0 | 0 | 0 | 0 | W | 38-24 |
| 11/19 | at Bears | P | 1 | 1 | 0 | 0.0 | 0.0 | 0 | 0 | 0 | 0 | 0 | 0 | 0 | 0 | 0 | 0 | 0 | 0 | 0 | 0 | 0 | 0 | 0 | 0 | 0 | W | 27-24 |
| 11/23 | Vikings | P | 2 | 2 | 0 | 0.0 | 0.0 | 0 | 0 | 1 | 0 | 0 | 0 | 0 | 0 | 0 | 0 | 0 | 1 | 1 | 0 | 0 | 0 | 0 | 0 | 0 | L | 23-30 |
| 12/03 | at Ravens | P | 3 | 1 | 2 | 0.0 | 0.0 | 0 | 0 | 0 | 0 | 0 | 0 | 0 | 0 | 0 | 0 | 0 | 0 | 0 | 0 | 0 | 0 | 0 | 0 | 0 | L | 20-44 |
| 12/10 | at Buccaneers | P | 0 | 0 | 0 | 0.0 | 0.0 | 0 | 0 | 0 | 0 | 0 | 0 | 0 | 0 | 0 | 0 | 0 | 1 | 1 | 0 | 0 | 0 | 0 | 0 | 0 | W | 24-21 |
| 12/16 | Bears | P | 0 | 0 | 0 | 0.0 | 0.0 | 0 | 0 | 0 | 0 | 0 | 0 | 0 | 0 | 0 | 0 | 0 | 0 | 0 | 0 | 0 | 0 | 0 | 0 | 0 | W | 20-10 |
| 12/24 | at Bengals | P | 0 | 0 | 0 | 0.0 | 0.0 | 0 | 0 | 0 | 0 | 0 | 0 | 0 | 0 | 0 | 0 | 0 | 0 | 0 | 0 | 0 | 0 | 0 | 0 | 0 | L | 17-26 |
| 12/31 | Packers | P | 0 | 0 | 0 | 0.0 | 0.0 | 0 | 0 | 0 | 0 | 0 | 0 | 0 | 0 | 0 | 0 | 0 | 2 | 2 | 0 | 0 | 0 | 0 | 0 | 0 | W | 35-11 |
| 2017 TOTALS | | 16-3 | 31 | 25 | 6 | 0.0 | 0.0 | 1 | 4 | 1 | 1 | 35 | 35 | 1 | 5 | 1 | 0 | 0 | 0 | 7 | 7 | 0 | 0 | 0 | 0 | 0 | 9-7 | |

2016 GAME-BY-GAME REGULAR-SEASON STATISTICS (LIONS)

| DATE | OPPONENT | P/S | TACKLES | | | | | | | INTERCEPTIONS | | | | O. FUMB | | | ST | | | | MISC | | W/L | SCORE | | | | |
|-------------|------------|------|---------|----|---|-----|-----|-----|-----|---------------|----|-----|----|---------|----|----|----|----|-----|----|------|---|-----|-------|----|----|-----|--------|
| | | | TK | S | A | SK | YDS | TFL | YDS | QBH | NO | YDS | LG | TD | PD | FF | FR | TD | YDS | TK | S | A | | | FF | FR | S | A |
| 09/11 | at Colts | P | 0 | 0 | 0 | 0.0 | 0.0 | 0 | 0 | 0 | 0 | 0 | 0 | 0 | 0 | 0 | 0 | 0 | 0 | 0 | 0 | 0 | 0 | 0 | 0 | 0 | W | 39-35 |
| 09/18 | Titans | P | 0 | 0 | 0 | 0.0 | 0.0 | 0 | 0 | 0 | 0 | 0 | 0 | 0 | 0 | 0 | 0 | 0 | 0 | 0 | 0 | 0 | 0 | 0 | 0 | 0 | L | 15-16 |
| 09/25 | at Packers | P | 0 | 0 | 0 | 0.0 | 0.0 | 0 | 0 | 0 | 0 | 0 | 0 | 0 | 0 | 0 | 0 | 0 | 0 | 0 | 0 | 0 | 0 | 0 | 0 | 0 | L | 27-34 |
| 10/02 | at Bears | P | 1 | 1 | 0 | 0.0 | 0.0 | 0 | 0 | 0 | 0 | 0 | 0 | 0 | 0 | 0 | 0 | 0 | 0 | 0 | 0 | 0 | 0 | 0 | 0 | 0 | L | 14-17 |
| 10/09 | Eagles | P | 0 | 0 | 0 | 0.0 | 0.0 | 0 | 0 | 0 | 0 | 0 | 0 | 0 | 0 | 0 | 0 | 0 | 0 | 0 | 0 | 0 | 0 | 0 | 0 | 0 | W | 24-23 |
| 10/16 | Rams | P | 0 | 0 | 0 | 0.0 | 0.0 | 0 | 0 | 0 | 0 | 0 | 0 | 0 | 0 | 0 | 0 | 0 | 0 | 0 | 0 | 0 | 0 | 0 | 0 | 0 | W | 31-28 |
| 10/23 | Redskins | P | 1 | 0 | 1 | 0.0 | 0.0 | 0 | 0 | 0 | 0 | 0 | 0 | 0 | 0 | 0 | 0 | 0 | 0 | 0 | 0 | 0 | 0 | 0 | 0 | 0 | W | 20-17 |
| 10/30 | at Texans | P | 2 | 1 | 1 | 0.0 | 0.0 | 0 | 0 | 0 | 0 | 0 | 0 | 0 | 0 | 0 | 0 | 0 | 2 | 2 | 0 | 0 | 0 | 0 | 0 | 0 | L | 13-20 |
| 11/06 | at Vikings | P | 0 | 0 | 0 | 0.0 | 0.0 | 0 | 0 | 0 | 0 | 0 | 0 | 0 | 0 | 0 | 0 | 0 | 2 | 2 | 0 | 0 | 0 | 0 | 0 | 0 | W | 22-16+ |
| 11/20 | Jaguars | P | 5 | 4 | 1 | 0.0 | 0.0 | 0 | 0 | 0 | 0 | 0 | 0 | 0 | 0 | 0 | 0 | 0 | 0 | 0 | 0 | 0 | 0 | 0 | 0 | 0 | W | 26-19 |
| 11/24 | Vikings | P | 4 | 4 | 0 | 0.0 | 0.0 | 0 | 0 | 0 | 0 | 0 | 0 | 0 | 0 | 0 | 0 | 0 | 1 | 1 | 0 | 0 | 0 | 0 | 0 | 0 | W | 16-13 |
| 12/04 | at Saints | P | 2 | 2 | 0 | 0.0 | 0.0 | 0 | 0 | 0 | 1 | 7 | 7 | 0 | 1 | 0 | 0 | 0 | 1 | 1 | 0 | 0 | 0 | 0 | 0 | 0 | W | 28-13 |
| 12/11 | Bears | P | 0 | 0 | 0 | 0.0 | 0.0 | 0 | 0 | 0 | 0 | 0 | 0 | 0 | 0 | 0 | 0 | 0 | 0 | 0 | 0 | 0 | 0 | 0 | 0 | 0 | W | 20-17 |
| 12/18 | at Giants | P | 1 | 0 | 1 | 0.0 | 0.0 | 0 | 0 | 0 | 0 | 0 | 0 | 0 | 0 | 0 | 0 | 0 | 1 | 1 | 0 | 0 | 0 | 0 | 0 | 0 | L | 6-17 |
| 12/26 | at Cowboys | P | 0 | 0 | 0 | 0.0 | 0.0 | 0 | 0 | 0 | 0 | 0 | 0 | 0 | 0 | 0 | 0 | 0 | 1 | 1 | 0 | 0 | 0 | 0 | 0 | 0 | L | 21-42 |
| 01/01 | Packers | P | 4 | 3 | 1 | 0.0 | 0.0 | 0 | 0 | 0 | 0 | 0 | 0 | 0 | 0 | 0 | 0 | 0 | 0 | 0 | 0 | 0 | 0 | 0 | 0 | 0 | L | 24-31 |
| 2016 TOTALS | | 16-0 | 20 | 15 | 5 | 0.0 | 0.0 | 0 | 0 | 0 | 1 | 7 | 7 | 0 | 1 | 0 | 0 | 0 | 8 | 8 | 0 | 0 | 0 | 0 | 0 | 0 | 9-7 | |

+ - Overtime



46

LONG SNAPPER
CHRISTIAN KUNTZ
(ROOKIE)

HEIGHT: 6-1
WEIGHT: 228
BORN: April 13, 1994
COLLEGE: Duquesne

BIRTHPLACE: Pittsburgh, PA
HOW ACQUIRED: FA '20
NFL EXPERIENCE: 3rd year

PRO CAREER

- ✦ Has played in 34 regular-season games, all for the Steelers
- ✦ Made his NFL debut in Week 1 of 2021 (at Buffalo)

2022 (STEELERS)

- ✦ Played in all 17 regular-season games

2021 (STEELERS)

- ✦ Played in all 17 regular-season games

TRANSACTIONS

- ✦ Signed a contract extension with Pittsburgh on Feb. 22, 2023
- ✦ Signed a reserve/future contract with Pittsburgh on Jan. 19, 2022
- ✦ Signed a reserve/future contract with Pittsburgh on Jan. 14, 2021
- ✦ Signed to the Steelers practice squad on Dec. 29, 2020
- ✦ Waived by the Steelers on Dec. 23, 2020
- ✦ Signed to the Pittsburgh practice squad on Nov. 24, 2020
- ✦ Waived by the Steelers on Aug. 2, 2020
- ✦ Signed with Pittsburgh as a free agent on March 30, 2020
- ✦ Played for the XFL's Dallas Renegades in the spring of 2020
- ✦ Waived by the Steelers on Aug. 31, 2019
- ✦ Signed by Pittsburgh on Aug. 15, 2019
- ✦ Waived by Jacksonville on June 13, 2019
- ✦ Signed to the Jaguars practice squad on Dec. 17, 2018
- ✦ Waived by Denver on June 14, 2018
- ✦ Signed by the Broncos on March 21, 2018
- ✦ Released by New England on Aug. 29, 2017
- ✦ Signed with the Patriots as an undrafted free agent on Aug. 28, 2017

COLLEGE

- ✦ Played in 45 games for Duquesne (2012-16)
- ✦ Northeast Conference career sacks leader with 30.5
- ✦ His 71.5 career TFLs rank fourth on the NCAA all-time FCS list
- ✦ Two-time NEC Defensive Player of the Year
- ✦ First Duquesne player to earn All-American honors three times (STATS FCS third team as a sophomore and first team as a junior & senior)
- ✦ Named Second Team Associated Press All-American in 2015 and 2016
- ✦ Team captain in 2016
- ✦ Started all 11 games at outside linebacker as a redshirt senior
- ✦ Led the NEC in sacks (11.5) and tackles for loss (24.0) in helping the Dukes to a share of the conference title
- ✦ Suffered an injury that led to redshirting his junior year

PERSONAL

- ✦ Played football and basketball at Chartiers Valley High School
- ✦ Graduated with a degree from Duquesne in supply chain management

REGULAR SEASON COMPARISON: DEFENSIVE - BUFFALO BILLS

| DATE | OPP | W/L | GP/GS | TACKLES | | | | | YDS. | INT | TFL | PD | QBH | TD | MISC | |
|---------------|-----------|-----|-------|---------|------|------|------|-----|------|-----|-----|----|-----|----|------|---|
| | | | | TOT | SOLO | ASST | SACK | FF | | | | | | | FR | |
| 9/12/21 | PIT @ BUF | W | P | 0 | 0 | 0 | 0.0 | 0.0 | 0 | 0 | 0 | 0 | 0 | 0 | 0 | 0 |
| 10/9/22 | PIT @ BUF | L | P | 0 | 0 | 0 | 0.0 | 0.0 | 0 | 0 | 0 | 0 | 0 | 0 | 0 | 0 |
| TOTALS | | 1/1 | 2/0 | 0 | 0 | 0 | 0.0 | 0.0 | 0 | 0 | 0 | 0 | 0 | 0 | 0 | 0 |

CHRISTIAN KUNTZ'S NFL REGULAR SEASON STATISTICS

| DATE | TEAM | GP |
|-------------------|----------|-----------|
| 2021 | Steelers | 17 |
| 2022 | Steelers | 17 |
| 2023 | Steelers | 17 |
| NFL TOTALS | | 51 |

CHRISTIAN KUNTZ'S NFL POSTSEASON STATISTICS

| DATE | TEAM | GP |
|------------|----------|----|
| 2021 | Steelers | 1 |
| NFL TOTALS | | 1 |

CHRISTIAN KUNTZ'S NFL REGULAR SEASON DEFENSIVE STATISTICS

| DATE | TEAM | GP | GS | TACKLES | | | | | INTERCEPTIONS | | | | | O. FUMB | | | | ST | | | | MISC | | | | | |
|------------|----------|----|----|---------|---|---|-----|-----|---------------|-----|-----|----|-----|---------|----|----|----|----|----|-----|----|------|---|----|----|---|---|
| | | | | TK | S | A | TFL | YDS | SK | YDS | QBH | NO | YDS | LG | TD | PD | FF | FR | TD | YDS | TK | S | A | FF | FR | S | A |
| 2021 | Steelers | 17 | 0 | 0 | 0 | 0 | 0 | 0 | 0.0 | 0.0 | 0 | 0 | 0 | 0 | 0 | 0 | 0 | 0 | 0 | 2 | 2 | 0 | 0 | 0 | 0 | 0 | 0 |
| 2022 | Steelers | 17 | 0 | 0 | 0 | 0 | 0 | 0 | 0.0 | 0.0 | 0 | 0 | 0 | 0 | 0 | 0 | 0 | 0 | 0 | 1 | 1 | 0 | 0 | 0 | 0 | 0 | |
| 2023 | Steelers | 17 | 0 | 0 | 0 | 0 | 0 | 0 | 0.0 | 0.0 | 0 | 0 | 0 | 0 | 0 | 0 | 0 | 0 | 0 | 4 | 2 | 2 | 0 | 0 | 0 | 0 | |
| NFL TOTALS | | 51 | 0 | 0 | 0 | 0 | 0 | 0 | 0.0 | 0.0 | 0 | 0 | 0 | 0 | 0 | 0 | 0 | 0 | 0 | 7 | 5 | 2 | 0 | 0 | 0 | 0 | |

CHRISTIAN KUNTZ'S NFL POSTSEASON DEFENSIVE STATISTICS

| DATE | TEAM | GP | GS | TACKLES | | | | | INTERCEPTIONS | | | | | O. FUMB | | | | ST | | | | MISC | | | | |
|------------|----------|----|----|---------|---|---|-----|-----|---------------|-----|-----|----|-----|---------|----|----|----|----|----|-----|----|------|---|----|----|---|
| | | | | TK | S | A | TFL | YDS | SK | YDS | QBH | NO | YDS | LG | TD | PD | FF | FR | TD | YDS | TK | S | A | FF | FR | S |
| 2021 | Steelers | 1 | 0 | 0 | 0 | 0 | 0 | 0 | 0.0 | 0.0 | 0 | 0 | 0 | 0 | 0 | 0 | 0 | 0 | 0 | 0 | 0 | 0 | 0 | 0 | 0 | 0 |
| NFL TOTALS | | 1 | 0 | 0 | 0 | 0 | 0 | 0 | 0.0 | 0.0 | 0 | 0 | 0 | 0 | 0 | 0 | 0 | 0 | 0 | 0 | 0 | 0 | 0 | 0 | 0 | 0 |

SINGLE-GAME HIGHS: DEFENSIVE

- Special Teams Tackles
 - 2 vs. San Francisco 49ers, Sep 10, 2023
 - 1 vs. Jacksonville Jaguars, Oct 29, 2023
 - ...4 more at 1.

2023 GAME-BY-GAME REGULAR-SEASON STATISTICS (STEELERS)

| DATE | OPPONENT | W/L | SCORE |
|-------------|-------------|------|-------|
| 09/10 | 49ers | P | 7-30 |
| 09/18 | Browns | P | 26-22 |
| 09/24 | at Raiders | P | 23-18 |
| 10/01 | at Texans | P | 6-30 |
| 10/08 | Ravens | P | 17-10 |
| 10/22 | at Rams | P | 24-17 |
| 10/29 | Jaguars | P | 10-20 |
| 11/02 | Titans | P | 20-16 |
| 11/12 | Packers | P | 23-19 |
| 11/19 | at Browns | P | 10-13 |
| 11/26 | at Bengals | P | 16-10 |
| 12/03 | Cardinals | P | 10-24 |
| 12/07 | Patriots | P | 18-21 |
| 12/16 | at Colts | P | 13-30 |
| 12/23 | Bengals | P | 34-11 |
| 12/31 | at Seahawks | P | 30-23 |
| 01/06 | at Ravens | P | 17-10 |
| 2023 TOTALS | 17 | 10-7 | |

2023 GAME-BY-GAME REGULAR-SEASON STATISTICS (STEELERS)

| DATE | OPPONENT | P/S | TACKLES | | | | | INTERCEPTIONS | | | | | O. FUMB | | | | ST | | | | MISC | | W/L | SCORE | | | |
|-------------|-------------|------|---------|---|---|-----|-----|---------------|-----|-----|----|-----|---------|----|----|----|----|----|-----|----|------|---|-----|-------|----|------|-------|
| | | | TK | S | A | SK | YDS | TFL | YDS | QBH | NO | YDS | LG | TD | PD | FF | FR | TD | YDS | TK | S | A | | | FF | FR | S |
| 09/10 | 49ers | P | 0 | 0 | 0 | 0.0 | 0.0 | 0 | 0 | 0 | 0 | 0 | 0 | 0 | 0 | 0 | 0 | 0 | 2 | 2 | 0 | 0 | 0 | 0 | 0 | L | 7-30 |
| 09/18 | Browns | P | 0 | 0 | 0 | 0.0 | 0.0 | 0 | 0 | 0 | 0 | 0 | 0 | 0 | 0 | 0 | 0 | 0 | 0 | 0 | 0 | 0 | 0 | 0 | 0 | W | 26-22 |
| 09/24 | at Raiders | P | 0 | 0 | 0 | 0.0 | 0.0 | 0 | 0 | 0 | 0 | 0 | 0 | 0 | 0 | 0 | 0 | 0 | 0 | 0 | 0 | 0 | 0 | 0 | 0 | W | 23-18 |
| 10/01 | at Texans | P | 0 | 0 | 0 | 0.0 | 0.0 | 0 | 0 | 0 | 0 | 0 | 0 | 0 | 0 | 0 | 0 | 0 | 0 | 0 | 0 | 0 | 0 | 0 | 0 | L | 6-30 |
| 10/08 | Ravens | P | 0 | 0 | 0 | 0.0 | 0.0 | 0 | 0 | 0 | 0 | 0 | 0 | 0 | 0 | 0 | 0 | 0 | 1 | 0 | 1 | 0 | 0 | 0 | 0 | W | 17-10 |
| 10/22 | at Rams | P | 0 | 0 | 0 | 0.0 | 0.0 | 0 | 0 | 0 | 0 | 0 | 0 | 0 | 0 | 0 | 0 | 0 | 0 | 0 | 0 | 0 | 0 | 0 | 0 | W | 24-17 |
| 10/29 | Jaguars | P | 0 | 0 | 0 | 0.0 | 0.0 | 0 | 0 | 0 | 0 | 0 | 0 | 0 | 0 | 0 | 0 | 0 | 1 | 0 | 1 | 0 | 0 | 0 | 0 | L | 10-20 |
| 11/02 | Titans | P | 0 | 0 | 0 | 0.0 | 0.0 | 0 | 0 | 0 | 0 | 0 | 0 | 0 | 0 | 0 | 0 | 0 | 0 | 0 | 0 | 0 | 0 | 0 | 0 | W | 20-16 |
| 11/12 | Packers | P | 0 | 0 | 0 | 0.0 | 0.0 | 0 | 0 | 0 | 0 | 0 | 0 | 0 | 0 | 0 | 0 | 0 | 0 | 0 | 0 | 0 | 0 | 0 | 0 | W | 23-19 |
| 11/19 | at Browns | P | 0 | 0 | 0 | 0.0 | 0.0 | 0 | 0 | 0 | 0 | 0 | 0 | 0 | 0 | 0 | 0 | 0 | 0 | 0 | 0 | 0 | 0 | 0 | 0 | L | 10-13 |
| 11/26 | at Bengals | P | 0 | 0 | 0 | 0.0 | 0.0 | 0 | 0 | 0 | 0 | 0 | 0 | 0 | 0 | 0 | 0 | 0 | 0 | 0 | 0 | 0 | 0 | 0 | 0 | W | 16-10 |
| 12/03 | Cardinals | P | 0 | 0 | 0 | 0.0 | 0.0 | 0 | 0 | 0 | 0 | 0 | 0 | 0 | 0 | 0 | 0 | 0 | 0 | 0 | 0 | 0 | 0 | 0 | 0 | L | 10-24 |
| 12/07 | Patriots | P | 0 | 0 | 0 | 0.0 | 0.0 | 0 | 0 | 0 | 0 | 0 | 0 | 0 | 0 | 0 | 0 | 0 | 0 | 0 | 0 | 0 | 0 | 0 | 0 | L | 18-21 |
| 12/16 | at Colts | P | 0 | 0 | 0 | 0.0 | 0.0 | 0 | 0 | 0 | 0 | 0 | 0 | 0 | 0 | 0 | 0 | 0 | 0 | 0 | 0 | 0 | 0 | 0 | 0 | L | 13-30 |
| 12/23 | Bengals | P | 0 | 0 | 0 | 0.0 | 0.0 | 0 | 0 | 0 | 0 | 0 | 0 | 0 | 0 | 0 | 0 | 0 | 0 | 0 | 0 | 0 | 0 | 0 | 0 | W | 34-11 |
| 12/31 | at Seahawks | P | 0 | 0 | 0 | 0.0 | 0.0 | 0 | 0 | 0 | 0 | 0 | 0 | 0 | 0 | 0 | 0 | 0 | 0 | 0 | 0 | 0 | 0 | 0 | 0 | W | 30-23 |
| 01/06 | at Ravens | P | 0 | 0 | 0 | 0.0 | 0.0 | 0 | 0 | 0 | 0 | 0 | 0 | 0 | 0 | 0 | 0 | 0 | 0 | 0 | 0 | 0 | 0 | 0 | 0 | W | 17-10 |
| 2023 TOTALS | | 17-0 | 0 | 0 | 0 | 0.0 | 0.0 | 0 | 0 | 0 | 0 | 0 | 0 | 0 | 0 | 0 | 0 | 0 | 4 | 2 | 2 | 0 | 0 | 0 | 0 | 10-7 | |

2022 GAME-BY-GAME REGULAR-SEASON STATISTICS (STEELERS)

| DATE | OPPONENT | P/S | TACKLES | | | | | | | INTERCEPTIONS | | | | | O. FUMB | | | | ST | | | | MISC | | W/L | SCORE | | |
|--------------------|-------------|-------------|----------|----------|----------|------------|------------|----------|----------|---------------|----------|----------|----------|----------|----------|----------|----------|----------|----------|----------|----------|----------|----------|----------|----------|----------|------------|--------|
| | | | TK | S | A | SK | YDS | TFL | YDS | QBH | NO | YDS | LG | TD | PD | FF | FR | TD | YDS | TK | S | A | FF | FR | | | S | A |
| 09/11 | at Bengals | P | 0 | 0 | 0 | 0.0 | 0.0 | 0 | 0 | 0 | 0 | 0 | 0 | 0 | 0 | 0 | 0 | 0 | 0 | 0 | 0 | 0 | 0 | 0 | 0 | 0 | W | 23-20+ |
| 09/18 | Patriots | P | 0 | 0 | 0 | 0.0 | 0.0 | 0 | 0 | 0 | 0 | 0 | 0 | 0 | 0 | 0 | 0 | 0 | 0 | 0 | 0 | 0 | 0 | 0 | 0 | 0 | L | 14-17 |
| 09/22 | at Browns | P | 0 | 0 | 0 | 0.0 | 0.0 | 0 | 0 | 0 | 0 | 0 | 0 | 0 | 0 | 0 | 0 | 0 | 0 | 0 | 0 | 0 | 0 | 0 | 0 | 0 | L | 17-29 |
| 10/02 | Jets | P | 0 | 0 | 0 | 0.0 | 0.0 | 0 | 0 | 0 | 0 | 0 | 0 | 0 | 0 | 0 | 0 | 0 | 0 | 0 | 0 | 0 | 0 | 0 | 0 | 0 | L | 20-24 |
| 10/09 | at Bills | P | 0 | 0 | 0 | 0.0 | 0.0 | 0 | 0 | 0 | 0 | 0 | 0 | 0 | 0 | 0 | 0 | 0 | 0 | 0 | 0 | 0 | 0 | 0 | 0 | 0 | L | 3-38 |
| 10/16 | Buccaneers | P | 0 | 0 | 0 | 0.0 | 0.0 | 0 | 0 | 0 | 0 | 0 | 0 | 0 | 0 | 0 | 0 | 0 | 0 | 0 | 0 | 0 | 0 | 0 | 0 | 0 | W | 20-18 |
| 10/23 | at Dolphins | P | 0 | 0 | 0 | 0.0 | 0.0 | 0 | 0 | 0 | 0 | 0 | 0 | 0 | 0 | 0 | 0 | 0 | 0 | 0 | 0 | 0 | 0 | 0 | 0 | 0 | L | 10-16 |
| 10/30 | at Eagles | P | 0 | 0 | 0 | 0.0 | 0.0 | 0 | 0 | 0 | 0 | 0 | 0 | 0 | 0 | 0 | 0 | 0 | 0 | 0 | 0 | 0 | 0 | 0 | 0 | 0 | L | 13-35 |
| 11/13 | Saints | P | 0 | 0 | 0 | 0.0 | 0.0 | 0 | 0 | 0 | 0 | 0 | 0 | 0 | 0 | 0 | 0 | 0 | 0 | 0 | 0 | 0 | 0 | 0 | 0 | 0 | W | 20-10 |
| 11/20 | Bengals | P | 0 | 0 | 0 | 0.0 | 0.0 | 0 | 0 | 0 | 0 | 0 | 0 | 0 | 0 | 0 | 0 | 0 | 0 | 0 | 0 | 0 | 0 | 0 | 0 | 0 | L | 30-37 |
| 11/28 | at Colts | P | 0 | 0 | 0 | 0.0 | 0.0 | 0 | 0 | 0 | 0 | 0 | 0 | 0 | 0 | 0 | 0 | 0 | 0 | 0 | 0 | 0 | 0 | 0 | 0 | 0 | W | 24-17 |
| 12/04 | at Falcons | P | 0 | 0 | 0 | 0.0 | 0.0 | 0 | 0 | 0 | 0 | 0 | 0 | 0 | 0 | 0 | 0 | 0 | 0 | 0 | 0 | 0 | 0 | 0 | 0 | 0 | W | 19-16 |
| 12/11 | Ravens | P | 0 | 0 | 0 | 0.0 | 0.0 | 0 | 0 | 0 | 0 | 0 | 0 | 0 | 0 | 0 | 0 | 0 | 0 | 0 | 0 | 0 | 0 | 0 | 0 | 0 | L | 14-16 |
| 12/18 | at Panthers | P | 0 | 0 | 0 | 0.0 | 0.0 | 0 | 0 | 0 | 0 | 0 | 0 | 0 | 0 | 0 | 0 | 0 | 0 | 0 | 0 | 0 | 0 | 0 | 0 | 0 | W | 24-16 |
| 12/24 | Raiders | P | 0 | 0 | 0 | 0.0 | 0.0 | 0 | 0 | 0 | 0 | 0 | 0 | 0 | 0 | 0 | 0 | 0 | 0 | 0 | 0 | 0 | 0 | 0 | 0 | 0 | W | 13-10 |
| 01/01 | at Ravens | P | 0 | 0 | 0 | 0.0 | 0.0 | 0 | 0 | 0 | 0 | 0 | 0 | 0 | 0 | 0 | 0 | 0 | 0 | 0 | 0 | 0 | 0 | 0 | 0 | 0 | W | 16-13 |
| 01/08 | Browns | P | 0 | 0 | 0 | 0.0 | 0.0 | 0 | 0 | 0 | 0 | 0 | 0 | 0 | 0 | 0 | 0 | 0 | 0 | 0 | 0 | 0 | 0 | 0 | 0 | 0 | W | 28-14 |
| 2022 TOTALS | | 17-0 | 0 | 0 | 0 | 0.0 | 0.0 | 0 | 0 | 0 | 0 | 0 | 0 | 0 | 0 | 0 | 0 | 0 | 0 | 0 | 0 | 0 | 0 | 0 | 0 | 0 | 9-8 | |

+ - Overtime

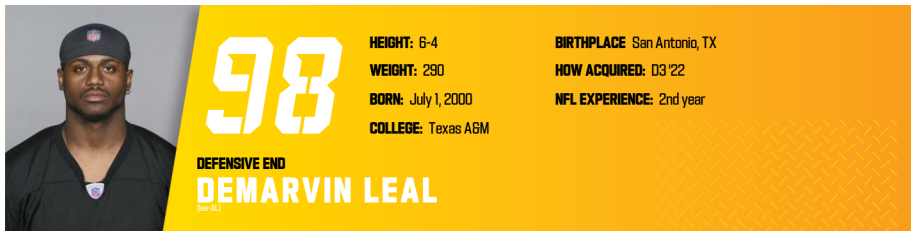
2021 GAME-BY-GAME REGULAR-SEASON STATISTICS (STEELERS)


| DATE | OPPONENT | P/S | TACKLES | | | | | | | INTERCEPTIONS | | | | | O. FUMB | | | | ST | | | | MISC | | W/L | SCORE | | |
|--------------------|-------------|-------------|----------|----------|----------|------------|------------|----------|----------|---------------|----------|----------|----------|----------|----------|----------|----------|----------|----------|----------|----------|----------|----------|----------|----------|----------|--------------|--------|
| | | | TK | S | A | SK | YDS | TFL | YDS | QBH | NO | YDS | LG | TD | PD | FF | FR | TD | YDS | TK | S | A | FF | FR | | | S | A |
| 09/12 | at Bills | P | 0 | 0 | 0 | 0.0 | 0.0 | 0 | 0 | 0 | 0 | 0 | 0 | 0 | 0 | 0 | 0 | 0 | 0 | 0 | 0 | 0 | 0 | 0 | 0 | 0 | W | 23-16 |
| 09/19 | Raiders | P | 0 | 0 | 0 | 0.0 | 0.0 | 0 | 0 | 0 | 0 | 0 | 0 | 0 | 0 | 0 | 0 | 0 | 0 | 0 | 0 | 0 | 0 | 0 | 0 | 0 | L | 17-26 |
| 09/26 | Bengals | P | 0 | 0 | 0 | 0.0 | 0.0 | 0 | 0 | 0 | 0 | 0 | 0 | 0 | 0 | 0 | 0 | 0 | 0 | 0 | 0 | 0 | 0 | 0 | 0 | 0 | L | 10-24 |
| 10/03 | at Packers | P | 0 | 0 | 0 | 0.0 | 0.0 | 0 | 0 | 0 | 0 | 0 | 0 | 0 | 0 | 0 | 0 | 0 | 0 | 0 | 0 | 0 | 0 | 0 | 0 | 0 | L | 17-27 |
| 10/10 | Broncos | P | 0 | 0 | 0 | 0.0 | 0.0 | 0 | 0 | 0 | 0 | 0 | 0 | 0 | 0 | 0 | 0 | 0 | 0 | 0 | 0 | 0 | 0 | 0 | 0 | 0 | W | 27-19 |
| 10/17 | Seahawks | P | 0 | 0 | 0 | 0.0 | 0.0 | 0 | 0 | 0 | 0 | 0 | 0 | 0 | 0 | 0 | 0 | 0 | 0 | 0 | 0 | 0 | 0 | 0 | 0 | 0 | W | 23-20+ |
| 10/31 | at Browns | P | 0 | 0 | 0 | 0.0 | 0.0 | 0 | 0 | 0 | 0 | 0 | 0 | 0 | 0 | 0 | 0 | 0 | 0 | 0 | 0 | 0 | 0 | 0 | 0 | 0 | W | 15-10 |
| 11/08 | Bears | P | 0 | 0 | 0 | 0.0 | 0.0 | 0 | 0 | 0 | 0 | 0 | 0 | 0 | 0 | 0 | 0 | 0 | 0 | 0 | 0 | 0 | 0 | 0 | 0 | 0 | W | 29-27 |
| 11/14 | Lions | P | 0 | 0 | 0 | 0.0 | 0.0 | 0 | 0 | 0 | 0 | 0 | 0 | 0 | 0 | 0 | 0 | 0 | 0 | 0 | 0 | 0 | 0 | 0 | 0 | 0 | T | 16-16 |
| 11/21 | at Chargers | P | 0 | 0 | 0 | 0.0 | 0.0 | 0 | 0 | 0 | 0 | 0 | 0 | 0 | 0 | 0 | 0 | 0 | 0 | 0 | 0 | 0 | 0 | 0 | 0 | 0 | L | 37-41 |
| 11/28 | at Bengals | P | 0 | 0 | 0 | 0.0 | 0.0 | 0 | 0 | 0 | 0 | 0 | 0 | 0 | 0 | 0 | 0 | 0 | 0 | 0 | 0 | 0 | 0 | 0 | 0 | 0 | L | 10-41 |
| 12/05 | Ravens | P | 0 | 0 | 0 | 0.0 | 0.0 | 0 | 0 | 0 | 0 | 0 | 0 | 0 | 0 | 0 | 0 | 0 | 0 | 0 | 0 | 0 | 0 | 0 | 0 | 0 | W | 20-19 |
| 12/09 | at Vikings | P | 0 | 0 | 0 | 0.0 | 0.0 | 0 | 0 | 0 | 0 | 0 | 0 | 0 | 0 | 0 | 0 | 0 | 0 | 0 | 0 | 0 | 0 | 0 | 0 | 0 | L | 28-36 |
| 12/19 | Titans | P | 0 | 0 | 0 | 0.0 | 0.0 | 0 | 0 | 0 | 0 | 0 | 0 | 0 | 0 | 0 | 0 | 0 | 0 | 0 | 0 | 0 | 0 | 0 | 0 | 0 | W | 19-13 |
| 12/26 | at Chiefs | P | 0 | 0 | 0 | 0.0 | 0.0 | 0 | 0 | 0 | 0 | 0 | 0 | 0 | 0 | 0 | 0 | 0 | 0 | 0 | 0 | 0 | 0 | 0 | 0 | 0 | L | 10-36 |
| 01/03 | Browns | P | 0 | 0 | 0 | 0.0 | 0.0 | 0 | 0 | 0 | 0 | 0 | 0 | 0 | 0 | 0 | 0 | 0 | 0 | 0 | 0 | 0 | 0 | 0 | 0 | 0 | W | 26-14 |
| 01/09 | at Ravens | P | 0 | 0 | 0 | 0.0 | 0.0 | 0 | 0 | 0 | 0 | 0 | 0 | 0 | 0 | 0 | 0 | 0 | 0 | 0 | 0 | 0 | 0 | 0 | 0 | 0 | W | 16-13+ |
| 2021 TOTALS | | 17-0 | 0 | 0 | 0 | 0.0 | 0.0 | 0 | 0 | 0 | 0 | 0 | 0 | 0 | 0 | 0 | 0 | 0 | 0 | 0 | 0 | 0 | 0 | 0 | 0 | 0 | 9-7-1 | |

+ - Overtime

2021 GAME-BY-GAME POSTSEASON STATISTICS (STEELERS)

| DATE | OPPONENT | P/S | TACKLES | | | | | | | INTERCEPTIONS | | | | | O. FUMB | | | | ST | | | | MISC | | W/L | SCORE | | |
|--------------------|-----------|------------|----------|----------|----------|------------|------------|----------|----------|---------------|----------|----------|----------|----------|----------|----------|----------|----------|----------|----------|----------|----------|----------|----------|----------|----------|------------|-------|
| | | | TK | S | A | SK | YDS | TFL | YDS | QBH | NO | YDS | LG | TD | PD | FF | FR | TD | YDS | TK | S | A | FF | FR | | | S | A |
| 01/16 | at Chiefs | P | 0 | 0 | 0 | 0.0 | 0.0 | 0 | 0 | 0 | 0 | 0 | 0 | 0 | 0 | 0 | 0 | 0 | 0 | 0 | 0 | 0 | 0 | 0 | 0 | 0 | L | 21-42 |
| 2021 TOTALS | | 1-0 | 0 | 0 | 0 | 0.0 | 0.0 | 0 | 0 | 0 | 0 | 0 | 0 | 0 | 0 | 0 | 0 | 0 | 0 | 0 | 0 | 0 | 0 | 0 | 0 | 0 | 0-1 | |





98

HEIGHT: 6-4
WEIGHT: 290
BORN: July 1, 2000
COLLEGE: Texas A&M

BIRTHPLACE: San Antonio, TX
HOW ACQUIRED: D3 '22
NFL EXPERIENCE: 2nd year

DEFENSIVE END
DEMARVIN LEAL
(Free Agent)

PRO CAREER

- ✦ Has played in 11 games (two starts)
- ✦ Made NFL debut in Week 1 of 2022 (at Cincinnati)
- ✦ Made NFL starting debut in Week 5 of 2022 (at Buffalo)

2022 (STEELERS)

- ✦ Registered 14 tackles (eight solo), three passes defended and one tackle for loss
- ✦ Had a season-high four tackles along with one tackle for loss in Week 4 vs. New York Jets
- ✦ Blocked a field goal in Week 5 at Buffalo
- ✦ Missed Weeks 6 through 12 after being placed on the Reserve/Injured List

TRANSACTIONS

- ✦ Signed a four-year contract with Pittsburgh on May 20, 2022
- ✦ Drafted by the Steelers in the third round (84th overall) of the 2022 NFL Draft

COLLEGE

- ✦ Played in 35 games at Texas A&M
- ✦ Tallied 133 tackles (59 solo), 25.0 tackles for loss, 13.0 sacks, one interception, six passes defended, two forced fumbles and one fumble recovery
- ✦ Recorded a season-high seven tackles at Ole Miss
- ✦ Recorded a season-high two sacks vs Mississippi St.
- ✦ Started 12 games (2021)
- ✦ Finished the season tied for fifth in the SEC with 8.5 sacks and tied for ninth with 12.5 tackles for loss, leading the Aggies in both categories
- ✦ Started all 10 games (2020)
- ✦ Led the defense in hurries with eight and ranked fifth in tackles with 37
- ✦ Played in all 13 games, making seven starts (2019)
- ✦ Was second on the team with five QB hurries
- ✦ 2021 Ted Hendricks Award Finalist
- ✦ 2021 AP All-America First Team
- ✦ 2021 Sporting News All-America First Team
- ✦ 2021 AP and Coaches' All-SEC First Team
- ✦ 2021 FWAA All-America Second Team
- ✦ 2021 Walter Camp All-America Second Team
- ✦ 2021 The Athletic All-America Second Team

PERSONAL

- ✦ Was coached by Sean McAuliffe at Judson High School
- ✦ Was an Army All-American
- ✦ Named to Dave Campbell's Texas Football Tops in Texas First Team
- ✦ As a junior, was named to AP All-State Second Team
- ✦ Tallied 83 tackles, 16 tackles for loss, 13 quarterback hits, six sacks, six pass breakups, four forced fumbles, two fumble recoveries and a blocked punt in 2018
- ✦ Hometown: San Antonio, Texas

REGULAR SEASON COMPARISON: DEFENSIVE - BUFFALO BILLS

| DATE | OPP | W/L | GP/GS | TACKLES | | | | | SACK | YDS. | INT | TFL | PD | QBH | TD | MISC | | |
|---------------|-----------|-----|-------|---------|------|------|------|-----|------|------|-----|-----|----|-----|----|------|----|----|
| | | | | TOT | SOLO | ASST | YDS. | SK | | | | | | | | FF | FR | FR |
| 10/9/22 | PIT @ BUF | L | S | 1 | 1 | 0 | 0.0 | 0.0 | 0 | 0 | 0 | 2 | 0 | 0 | 0 | 0 | | |
| TOTALS | | 0/1 | 1/1 | 1 | 1 | 0 | 0.0 | 0.0 | 0 | 0 | 0 | 2 | 0 | 0 | 0 | 0 | | |

DEMARVIN LEAL'S NFL REGULAR SEASON DEFENSIVE STATISTICS

| DATE | TEAM | GP | GS | TACKLES | | | | | YDS. | QBH | NO | INTERCEPTIONS | | | | O. FUMB | | | | ST | | | | MISC | | | | | | | | | |
|-------------------|----------|-----------|----------|-----------|-----------|-----------|----------|----------|------------|------------|----------|---------------|----------|----------|----------|----------|----------|----------|----------|----------|----------|----------|----------|----------|----------|----------|----------|----------|----------|----------|----------|----------|----------|
| | | | | TK | S | A | TFL | YDS. | | | | SK | YDS. | LG | TD | PD | FF | FR | TD | YDS. | TK | S | A | FF | FR | S | A | | | | | | |
| 2022 | Steelers | 11 | 2 | 14 | 8 | 6 | 1 | 0 | 0.0 | 0.0 | 0 | 0 | 0 | 0 | 3 | 0 | 0 | 0 | 0 | 0 | 0 | 0 | 0 | 0 | 0 | 0 | 0 | 0 | 0 | 0 | 0 | 0 | 0 |
| 2023 | Steelers | 12 | 4 | 15 | 10 | 5 | 2 | 2 | 1.0 | 2.0 | 2 | 0 | 0 | 0 | 0 | 1 | 0 | 0 | 0 | 0 | 0 | 0 | 0 | 0 | 0 | 0 | 0 | 0 | 0 | 0 | 0 | 0 | 0 |
| NFL TOTALS | | 23 | 6 | 29 | 18 | 11 | 3 | 2 | 1.0 | 2.0 | 2 | 0 | 0 | 0 | 4 | 0 | 0 | 0 | 0 | 0 | 0 | 0 | 0 | 0 | 0 | 0 | 0 | 0 | 0 | 0 | 0 | 0 | 0 |

SINGLE-GAME HIGHS: DEFENSIVE

Total Tackles 4 vs. New York Jets, Oct 02, 2022
 3 vs. Cleveland Browns, Sep 18, 2023
 ...2 more at 3.
 Solo Tackles 2 at Houston Texans, Oct 01, 2023
 2 at Las Vegas Raiders, Sep 24, 2023
 ...4 more at 2.

Passes Defensed 2 at Buffalo Bills, Oct 09, 2022
 1 vs. New England Patriots, Sep 18, 2022
 Tackles For Loss 1 vs. San Francisco 49ers, Sep 10, 2023
 1 vs. New York Jets, Oct 02, 2022


2023 GAME-BY-GAME REGULAR-SEASON STATISTICS (STEELERS)

| DATE | OPPONENT | P/S | TACKLES | | | | | | | INTERCEPTIONS | | | | | O. FUMB | | | | ST | | | | MISC | | W/L | SCORE | | |
|-------------|-------------|------|------------------|----|---|-----|-----|-----|-----|---------------|----|-----|----|----|---------|----|----|----|-----|----|---|---|------|-------|-----|-------|-------|------|
| | | | TK | S | A | SK | YDS | TFL | YDS | QBH | NO | YDS | LG | TD | PD | FF | FR | TD | YDS | TK | S | A | FF | FR | | | S | A |
| 09/10 | 49ers | P | 3 | 2 | 1 | 0.0 | 0.0 | 1 | 0 | 1 | 0 | 0 | 0 | 0 | 0 | 0 | 0 | 0 | 0 | 0 | 0 | 0 | 0 | 0 | 0 | 0 | L | 7-30 |
| 09/18 | Browns | S | 3 | 2 | 1 | 1.0 | 2.0 | 1 | 2 | 1 | 0 | 0 | 0 | 0 | 0 | 0 | 0 | 0 | 0 | 0 | 0 | 0 | 0 | 0 | 0 | W | 26-22 | |
| 09/24 | at Raiders | S | 2 | 2 | 0 | 0.0 | 0.0 | 0 | 0 | 0 | 0 | 0 | 0 | 0 | 0 | 0 | 0 | 0 | 0 | 0 | 0 | 0 | 0 | 0 | 0 | W | 23-18 | |
| 10/01 | at Texans | S | 2 | 2 | 0 | 0.0 | 0.0 | 0 | 0 | 0 | 0 | 0 | 0 | 0 | 1 | 0 | 0 | 0 | 0 | 0 | 0 | 0 | 0 | 0 | 0 | L | 6-30 | |
| 10/08 | Ravens | | ON INACTIVE LIST | | | | | | | | | | | | | | | | | | | | W | 17-10 | | | | |
| 10/22 | at Rams | P | 2 | 0 | 2 | 0.0 | 0.0 | 0 | 0 | 0 | 0 | 0 | 0 | 0 | 0 | 0 | 0 | 0 | 0 | 0 | 0 | 0 | 0 | 0 | 0 | W | 24-17 | |
| 10/29 | Jaguars | S | 1 | 1 | 0 | 0.0 | 0.0 | 0 | 0 | 0 | 0 | 0 | 0 | 0 | 0 | 0 | 0 | 0 | 0 | 0 | 0 | 0 | 0 | 0 | 0 | L | 10-20 | |
| 11/02 | Titans | P | 2 | 1 | 1 | 0.0 | 0.0 | 0 | 0 | 0 | 0 | 0 | 0 | 0 | 0 | 0 | 0 | 0 | 0 | 0 | 0 | 0 | 0 | 0 | 0 | W | 20-16 | |
| 11/12 | Packers | P | 0 | 0 | 0 | 0.0 | 0.0 | 0 | 0 | 0 | 0 | 0 | 0 | 0 | 0 | 0 | 0 | 0 | 0 | 0 | 0 | 0 | 0 | 0 | 0 | W | 23-19 | |
| 11/19 | at Browns | P | 0 | 0 | 0 | 0.0 | 0.0 | 0 | 0 | 0 | 0 | 0 | 0 | 0 | 0 | 0 | 0 | 0 | 0 | 0 | 0 | 0 | 0 | 0 | 0 | L | 10-13 | |
| 11/26 | at Bengals | P | 0 | 0 | 0 | 0.0 | 0.0 | 0 | 0 | 0 | 0 | 0 | 0 | 0 | 0 | 0 | 0 | 0 | 0 | 0 | 0 | 0 | 0 | 0 | 0 | W | 16-10 | |
| 12/03 | Cardinals | P | 0 | 0 | 0 | 0.0 | 0.0 | 0 | 0 | 0 | 0 | 0 | 0 | 0 | 0 | 0 | 0 | 0 | 0 | 0 | 0 | 0 | 0 | 0 | 0 | L | 10-24 | |
| 12/07 | Patriots | | INACTIVE | | | | | | | | | | | | | | | | | | | | L | 18-21 | | | | |
| 12/16 | at Colts | P | 0 | 0 | 0 | 0.0 | 0.0 | 0 | 0 | 0 | 0 | 0 | 0 | 0 | 0 | 0 | 0 | 0 | 0 | 0 | 0 | 0 | 0 | 0 | 0 | L | 13-30 | |
| 12/23 | Bengals | | ON INACTIVE LIST | | | | | | | | | | | | | | | | | | | | W | 34-11 | | | | |
| 12/31 | at Seahawks | | ON INACTIVE LIST | | | | | | | | | | | | | | | | | | | | W | 30-23 | | | | |
| 01/06 | at Ravens | | ON INACTIVE LIST | | | | | | | | | | | | | | | | | | | | W | 17-10 | | | | |
| 2023 TOTALS | | 12-4 | 15 | 10 | 5 | 1.0 | 2.0 | 2 | 2 | 2 | 0 | 0 | 0 | 0 | 1 | 0 | 0 | 0 | 0 | 0 | 0 | 0 | 0 | 0 | 0 | 10-7 | | |

2022 GAME-BY-GAME REGULAR-SEASON STATISTICS (STEELERS)

| DATE | OPPONENT | P/S | TACKLES | | | | | | | INTERCEPTIONS | | | | | O. FUMB | | | | ST | | | | MISC | | W/L | SCORE | |
|-------------|-------------|------|-----------------|---|---|-----|-----|-----|-----|---------------|----|-----|----|----|---------|----|----|----|-----|----|---|---|------|-------|-----|-------|--------|
| | | | TK | S | A | SK | YDS | TFL | YDS | QBH | NO | YDS | LG | TD | PD | FF | FR | TD | YDS | TK | S | A | FF | FR | | | S |
| 09/11 | at Bengals | P | 1 | 0 | 1 | 0.0 | 0.0 | 0 | 0 | 0 | 0 | 0 | 0 | 0 | 0 | 0 | 0 | 0 | 0 | 0 | 0 | 0 | 0 | 0 | 0 | W | 23-20+ |
| 09/18 | Patriots | P | 2 | 1 | 1 | 0.0 | 0.0 | 0 | 0 | 0 | 0 | 0 | 0 | 0 | 1 | 0 | 0 | 0 | 0 | 0 | 0 | 0 | 0 | 0 | 0 | L | 14-17 |
| 09/22 | at Browns | P | 1 | 1 | 0 | 0.0 | 0.0 | 0 | 0 | 0 | 0 | 0 | 0 | 0 | 0 | 0 | 0 | 0 | 0 | 0 | 0 | 0 | 0 | 0 | 0 | L | 17-29 |
| 10/02 | Jets | P | 4 | 2 | 2 | 0.0 | 0.0 | 1 | 0 | 0 | 0 | 0 | 0 | 0 | 0 | 0 | 0 | 0 | 0 | 0 | 0 | 0 | 0 | 0 | 0 | L | 20-24 |
| 10/09 | at Bills | S | 1 | 1 | 0 | 0.0 | 0.0 | 0 | 0 | 0 | 0 | 0 | 0 | 0 | 2 | 0 | 0 | 0 | 0 | 0 | 0 | 0 | 0 | 0 | 0 | L | 3-38 |
| 10/16 | Buccaneers | | INJURED RESERVE | | | | | | | | | | | | | | | | | | | | W | 20-18 | | | |
| 10/23 | at Dolphins | | INJURED RESERVE | | | | | | | | | | | | | | | | | | | | L | 10-16 | | | |
| 10/30 | at Eagles | | INJURED RESERVE | | | | | | | | | | | | | | | | | | | | L | 13-35 | | | |
| 11/13 | Saints | | INJURED RESERVE | | | | | | | | | | | | | | | | | | | | W | 20-10 | | | |
| 11/20 | Bengals | | INJURED RESERVE | | | | | | | | | | | | | | | | | | | | L | 30-37 | | | |
| 11/28 | at Colts | | INJURED RESERVE | | | | | | | | | | | | | | | | | | | | W | 24-17 | | | |
| 12/04 | at Falcons | P | 0 | 0 | 0 | 0.0 | 0.0 | 0 | 0 | 0 | 0 | 0 | 0 | 0 | 0 | 0 | 0 | 0 | 0 | 0 | 0 | 0 | 0 | 0 | W | 19-16 | |
| 12/11 | Ravens | P | 0 | 0 | 0 | 0.0 | 0.0 | 0 | 0 | 0 | 0 | 0 | 0 | 0 | 0 | 0 | 0 | 0 | 0 | 0 | 0 | 0 | 0 | 0 | L | 14-16 | |
| 12/18 | at Panthers | P | 0 | 0 | 0 | 0.0 | 0.0 | 0 | 0 | 0 | 0 | 0 | 0 | 0 | 0 | 0 | 0 | 0 | 0 | 0 | 0 | 0 | 0 | 0 | 0 | W | 24-16 |
| 12/24 | Raiders | P | 0 | 0 | 0 | 0.0 | 0.0 | 0 | 0 | 0 | 0 | 0 | 0 | 0 | 0 | 0 | 0 | 0 | 0 | 0 | 0 | 0 | 0 | 0 | 0 | W | 13-10 |
| 01/01 | at Ravens | S | 3 | 2 | 1 | 0.0 | 0.0 | 0 | 0 | 0 | 0 | 0 | 0 | 0 | 0 | 0 | 0 | 0 | 0 | 0 | 0 | 0 | 0 | 0 | 0 | W | 16-13 |
| 01/08 | Browns | P | 2 | 1 | 1 | 0.0 | 0.0 | 0 | 0 | 0 | 0 | 0 | 0 | 0 | 0 | 0 | 0 | 0 | 0 | 0 | 0 | 0 | 0 | 0 | 0 | W | 28-14 |
| 2022 TOTALS | | 11-2 | 14 | 8 | 6 | 0.0 | 0.0 | 1 | 0 | 0 | 0 | 0 | 0 | 0 | 3 | 0 | 0 | 0 | 0 | 0 | 0 | 0 | 0 | 0 | 0 | 9-8 | |

+ Overtime



92

DEFENSIVE TACKLE

ISAIAHH LOUDERMILK

HEIGHT: 6-7

WEIGHT: 293

BORN: October 10, 1997

COLLEGE: Wisconsin

BIRTHPLACE: Howard, KS

HOW ACQUIRED: 05/21

NFL EXPERIENCE: 3rd year

PRO CAREER

- ✦ Has played in 26 career games (five starts)
- ✦ Has registered 30 tackles (20 solo), 1.0 sack, three passes defended and one tackle for loss
- ✦ Made NFL debut in Week 2 of 2021 (vs. Las Vegas)
- ✦ Made NFL starting debut in Week 16 of 2021 (at Kansas City)

2022 (STEELERS)

- ✦ Played in 11 games (three starts)
- ✦ Recorded seven tackles (four solo)
- ✦ Blocked a field goal in Week 12 at Indianapolis
- ✦ Had his first tackle for loss in Week 15 at Carolina

2021 (STEELERS)

- ✦ Played in 15 games (two starts)
- ✦ Recorded 23 tackles (16 solo), three passes defended and 1.0 sack
- ✦ Registered his first NFL sack taking down Baker Mayfield in Week 8 at Cleveland
- ✦ Registered a career-high six tackles at Kansas City in Week 15

TRANSACTIONS

- ✦ Signed a four-year contract with Pittsburgh on May 15, 2021
- ✦ Drafted by the Steelers in the fifth round (156th overall) in the 2021 NFL Draft

COLLEGE

- ✦ Played in 40 games (26 starts) at defensive end for Wisconsin (2016-20)
- ✦ Recorded 63 tackles, 11.5 tackles for loss, 7.5 sacks, two forced fumbles and nine pass breakups
- ✦ Graduated in December 2019 with bachelor's degree in personal finance
- ✦ Named All-Big Ten third team (media) and All-Big Ten honorable mention (coaches) in 2020
- ✦ Selected to participate in the 2021 East-West Shrine Bowl
- ✦ Played in all six games (six starts) at defensive end in 2020; recorded 13 tackles, nine solo stops, 2.5 tackles for loss and 2.0 sacks
- ✦ Started 14 games at defensive end in 2019; recorded 24 tackles, including 5.0 tackles for loss and 3.0 sacks, forced two fumbles and batted down five passes
- ✦ Set a career high with five tackles vs. Ohio State in 2019 Big Ten Football Championship Game, also recording 1.0 sack and forcing a fumble

PERSONAL

- ✦ Three-star prospect by 247 Sports, ESPN and Rivals
- ✦ First-team all-state in 8-man football by Kansas Football Coaches Association and Wichita Eagle as a senior; recorded 97 tackles, 2.0 sacks and two interceptions along with five TD receptions
- ✦ Helped 10-1 West Elk earn its first-ever playoff win as a senior
- ✦ First-team All-South Central Border League as a sophomore, junior and senior
- ✦ Three-time all-district and all-area selection
- ✦ Finished career with 267 tackles, 22.0 sacks and three interceptions on defense and registered eight TD receptions on offense
- ✦ Two-year team MVP
- ✦ First-team all-state in basketball by Kansas Basketball Coaches Association as a junior, averaging 19.2 points, 14.7 rebounds and 5.5 blocks per game
- ✦ Three-time All-SCBL in basketball
- ✦ Also competed in baseball and track and field, winning conference title in shot put as a junior
- ✦ Parents are Stacy Howell and Cartezze Loudermilk
- ✦ Father played basketball at Independence Community College and Creighton.

ISAIAHH LOUDERMILK'S NFL REGULAR SEASON DEFENSIVE STATISTICS

| DATE | TEAM | GP | GS | TACKLES | | | | | | | INTERCEPTIONS | | | | O. FUMB. | | | | ST | | | | MISC. | | | |
|------------|----------|----|----|---------|----|----|-----|-----|-----|-----|---------------|----|-----|----|----------|----|----|----|----|-----|----|---|-------|----|----|---|
| | | | | TK | S | A | TFL | YDS | SK | YDS | QBH | NO | YDS | LG | TD | PD | FF | FR | TD | YDS | TK | S | A | FF | FR | S |
| 2021 | Steelers | 15 | 2 | 23 | 16 | 7 | 0 | 0 | 1.0 | 0.0 | 0 | 0 | 0 | 0 | 0 | 0 | 0 | 0 | 0 | 0 | 0 | 0 | 0 | 0 | 0 | 0 |
| 2022 | Steelers | 11 | 3 | 7 | 4 | 3 | 1 | 1 | 0.0 | 0.0 | 0 | 0 | 0 | 0 | 0 | 0 | 0 | 0 | 0 | 0 | 0 | 0 | 0 | 0 | 0 | 0 |
| 2023 | Steelers | 16 | 0 | 16 | 8 | 8 | 0 | 0 | 0.0 | 0.0 | 1 | 0 | 0 | 0 | 2 | 0 | 0 | 0 | 0 | 0 | 0 | 0 | 0 | 0 | 0 | 0 |
| NFL TOTALS | | 42 | 5 | 46 | 28 | 18 | 1 | 1 | 1.0 | 0.0 | 1 | 0 | 0 | 0 | 5 | 0 | 0 | 0 | 0 | 0 | 0 | 0 | 0 | 0 | 0 | 0 |

ISAIAH LOUDERMILK'S NFL POSTSEASON DEFENSIVE STATISTICS

| DATE | TEAM | GP | GS | TACKLES | | | | | | | INTERCEPTIONS | | | | | O. FUMB | | | ST | | | MISC | | | | |
|-------------------|----------|----------|----------|----------|----------|----------|----------|----------|------------|------------|---------------|----------|----------|----------|----------|----------|----------|----------|----------|----------|----------|----------|----------|----------|----------|---|
| | | | | TK | S | A | TFL | YDS | SK | YDS | QBH | NO | YDS | LG | TD | PD | FF | FR | TD | YDS | TK | S | A | FF | FR | S |
| 2021 | Steelers | 1 | 0 | 3 | 1 | 2 | 0 | 0 | 0.0 | 0.0 | 0 | 0 | 0 | 0 | 0 | 0 | 0 | 0 | 0 | 0 | 0 | 0 | 0 | 0 | 0 | 0 |
| NFL TOTALS | | 1 | 0 | 3 | 1 | 2 | 0 | 0 | 0.0 | 0.0 | 0 | 0 | 0 | 0 | 0 | 0 | 0 | 0 | 0 | 0 | 0 | 0 | 0 | 0 | 0 | |

SINGLE-GAME HIGHS: DEFENSIVE

Total Tackles 6 at Kansas City Chiefs, Dec 26, 2021
 4 vs. Tennessee Titans, Dec 19, 2021
 Solo Tackles 4 vs. Tennessee Titans, Dec 19, 2021
 3 at Kansas City Chiefs, Dec 26, 2021
 Sacks 1.0 at Cleveland Browns, Oct 31, 2021

Passes Defended 2 vs. San Francisco 49ers, Sep 10, 2023
 1 vs. Cleveland Browns, Jan 03, 2022
 ...2 more at 1.
 Tackles For Loss 1 at Carolina Panthers, Dec 18, 2022

SINGLE-GAME HIGHS - POSTSEASON: DEFENSIVE


Total Tackles 3 at Kansas City Chiefs, Jan 16, 2022
 Solo Tackles 1 at Kansas City Chiefs, Jan 16, 2022

2023 GAME-BY-GAME REGULAR-SEASON STATISTICS (STEELERS)

| DATE | OPPONENT | P/S | TACKLES | | | | | | | INTERCEPTIONS | | | | | O. FUMB | | | ST | | | MISC | | | | | | |
|--------------------|-------------|-------------|-----------|----------|----------|------------|------------|----------|----------|---------------|----------|----------|----------|----------|----------|----------|----------|----------|----------|----------|----------|----------|----------|----------|----------|-------------|-------|
| | | | TK | S | A | SK | YDS | TFL | YDS | QBH | NO | YDS | LG | TD | PD | FF | FR | TD | YDS | TK | S | A | FF | FR | S | A | |
| 09/10 | 49ers | P | 1 | 0 | 1 | 0.0 | 0.0 | 0 | 0 | 0 | 0 | 0 | 0 | 0 | 2 | 0 | 0 | 0 | 0 | 0 | 0 | 0 | 0 | 0 | 0 | L | 7-30 |
| 09/18 | Browns | P | 0 | 0 | 0 | 0.0 | 0.0 | 0 | 0 | 0 | 0 | 0 | 0 | 0 | 0 | 0 | 0 | 0 | 0 | 0 | 0 | 0 | 0 | 0 | 0 | W | 26-22 |
| 09/24 | at Raiders | P | 0 | 0 | 0 | 0.0 | 0.0 | 0 | 0 | 0 | 0 | 0 | 0 | 0 | 0 | 0 | 0 | 0 | 0 | 0 | 0 | 0 | 0 | 0 | 0 | W | 23-18 |
| 10/01 | at Texans | P | 1 | 1 | 0 | 0.0 | 0.0 | 0 | 0 | 0 | 0 | 0 | 0 | 0 | 0 | 0 | 0 | 0 | 0 | 0 | 0 | 0 | 0 | 0 | 0 | L | 6-30 |
| 10/08 | Ravens | P | 2 | 0 | 2 | 0.0 | 0.0 | 0 | 0 | 0 | 0 | 0 | 0 | 0 | 0 | 0 | 0 | 0 | 0 | 0 | 0 | 0 | 0 | 0 | 0 | W | 17-10 |
| 10/22 | at Rams | P | 0 | 0 | 0 | 0.0 | 0.0 | 0 | 0 | 0 | 0 | 0 | 0 | 0 | 0 | 0 | 0 | 0 | 0 | 0 | 0 | 0 | 0 | 0 | 0 | W | 24-17 |
| 10/29 | Jaguars | P | 2 | 1 | 1 | 0.0 | 0.0 | 0 | 0 | 0 | 0 | 0 | 0 | 0 | 0 | 0 | 0 | 0 | 0 | 0 | 0 | 0 | 0 | 0 | 0 | L | 10-20 |
| 11/02 | Titans | P | 2 | 0 | 2 | 0.0 | 0.0 | 0 | 0 | 0 | 0 | 0 | 0 | 0 | 0 | 0 | 0 | 0 | 0 | 0 | 0 | 0 | 0 | 0 | 0 | W | 20-16 |
| 11/12 | Packers | P | 2 | 2 | 0 | 0.0 | 0.0 | 0 | 0 | 0 | 0 | 0 | 0 | 0 | 0 | 0 | 0 | 0 | 0 | 0 | 0 | 0 | 0 | 0 | 0 | W | 23-19 |
| 11/19 | at Browns | P | 1 | 0 | 1 | 0.0 | 0.0 | 0 | 0 | 0 | 0 | 0 | 0 | 0 | 0 | 0 | 0 | 0 | 0 | 0 | 0 | 0 | 0 | 0 | 0 | L | 10-13 |
| 11/26 | at Bengals | P | 0 | 0 | 0 | 0.0 | 0.0 | 0 | 0 | 0 | 0 | 0 | 0 | 0 | 0 | 0 | 0 | 0 | 0 | 0 | 0 | 0 | 0 | 0 | 0 | W | 16-10 |
| 12/03 | Cardinals | P | 3 | 2 | 1 | 0.0 | 0.0 | 0 | 0 | 0 | 0 | 0 | 0 | 0 | 0 | 0 | 0 | 0 | 0 | 0 | 0 | 0 | 0 | 0 | 0 | L | 10-24 |
| 12/07 | Patriots | P | 0 | 0 | 0 | 0.0 | 0.0 | 0 | 0 | 0 | 0 | 0 | 0 | 0 | 0 | 0 | 0 | 0 | 0 | 0 | 0 | 0 | 0 | 0 | 0 | L | 18-21 |
| 12/16 | at Colts | | | | | | | | | | | | | | | | | | | | | | | | | L | 13-30 |
| 12/23 | Bengals | P | 0 | 0 | 0 | 0.0 | 0.0 | 0 | 0 | 0 | 1 | 0 | 0 | 0 | 0 | 0 | 0 | 0 | 0 | 0 | 0 | 0 | 0 | 0 | 0 | W | 34-11 |
| 12/31 | at Seahawks | P | 1 | 1 | 0 | 0.0 | 0.0 | 0 | 0 | 0 | 0 | 0 | 0 | 0 | 0 | 0 | 0 | 0 | 0 | 0 | 0 | 0 | 0 | 0 | 0 | W | 30-23 |
| 01/06 | at Ravens | P | 1 | 1 | 0 | 0.0 | 0.0 | 0 | 0 | 0 | 0 | 0 | 0 | 0 | 0 | 0 | 0 | 0 | 0 | 0 | 0 | 0 | 0 | 0 | 0 | W | 17-10 |
| 2023 TOTALS | | 16-0 | 16 | 8 | 8 | 0.0 | 0.0 | 0 | 0 | 0 | 1 | 0 | 0 | 0 | 2 | 0 | 0 | 0 | 0 | 0 | 0 | 0 | 0 | 0 | 0 | 10-7 | |

2022 GAME-BY-GAME REGULAR-SEASON STATISTICS (STEELERS)

| DATE | OPPONENT | P/S | TACKLES | | | | | | | INTERCEPTIONS | | | | | O. FUMB | | | ST | | | MISC | | | | | | |
|--------------------|-------------|-------------|----------|----------|----------|------------|------------|----------|----------|---------------|----------|----------|----------|----------|----------|----------|----------|----------|----------|----------|----------|----------|----------|----------|----------|------------|--------|
| | | | TK | S | A | SK | YDS | TFL | YDS | QBH | NO | YDS | LG | TD | PD | FF | FR | TD | YDS | TK | S | A | FF | FR | S | A | |
| 09/11 | at Bengals | | | | | | | | | | | | | | | | | | | | | | | | | W | 23-20+ |
| 09/18 | Patriots | | | | | | | | | | | | | | | | | | | | | | | | | L | 14-17 |
| 09/22 | at Browns | | | | | | | | | | | | | | | | | | | | | | | | | L | 17-29 |
| 10/02 | Jets | | | | | | | | | | | | | | | | | | | | | | | | | L | 20-24 |
| 10/09 | at Bills | | | | | | | | | | | | | | | | | | | | | | | | | L | 3-38 |
| 10/16 | Buccaneers | S | 2 | 1 | 1 | 0.0 | 0.0 | 0 | 0 | 0 | 0 | 0 | 0 | 0 | 0 | 0 | 0 | 0 | 0 | 0 | 0 | 0 | 0 | 0 | 0 | W | 20-18 |
| 10/23 | at Dolphins | S | 0 | 0 | 0 | 0.0 | 0.0 | 0 | 0 | 0 | 0 | 0 | 0 | 0 | 0 | 0 | 0 | 0 | 0 | 0 | 0 | 0 | 0 | 0 | 0 | L | 10-16 |
| 10/30 | at Eagles | S | 3 | 1 | 2 | 0.0 | 0.0 | 0 | 0 | 0 | 0 | 0 | 0 | 0 | 0 | 0 | 0 | 0 | 0 | 0 | 0 | 0 | 0 | 0 | 0 | L | 13-35 |
| 11/13 | Saints | P | 0 | 0 | 0 | 0.0 | 0.0 | 0 | 0 | 0 | 0 | 0 | 0 | 0 | 0 | 0 | 0 | 0 | 0 | 0 | 0 | 0 | 0 | 0 | 0 | W | 20-10 |
| 11/20 | Bengals | P | 0 | 0 | 0 | 0.0 | 0.0 | 0 | 0 | 0 | 0 | 0 | 0 | 0 | 0 | 0 | 0 | 0 | 0 | 0 | 0 | 0 | 0 | 0 | 0 | L | 30-37 |
| 11/28 | at Colts | P | 0 | 0 | 0 | 0.0 | 0.0 | 0 | 0 | 0 | 0 | 0 | 0 | 0 | 0 | 0 | 0 | 0 | 0 | 0 | 0 | 0 | 0 | 0 | 0 | W | 24-17 |
| 12/04 | at Falcons | | | | | | | | | | | | | | | | | | | | | | | | | W | 19-16 |
| 12/11 | Ravens | P | 0 | 0 | 0 | 0.0 | 0.0 | 0 | 0 | 0 | 0 | 0 | 0 | 0 | 0 | 0 | 0 | 0 | 0 | 0 | 0 | 0 | 0 | 0 | 0 | L | 14-16 |
| 12/18 | at Panthers | P | 1 | 1 | 0 | 0.0 | 0.0 | 1 | 1 | 0 | 0 | 0 | 0 | 0 | 0 | 0 | 0 | 0 | 0 | 0 | 0 | 0 | 0 | 0 | 0 | W | 24-16 |
| 12/24 | Raiders | P | 0 | 0 | 0 | 0.0 | 0.0 | 0 | 0 | 0 | 0 | 0 | 0 | 0 | 0 | 0 | 0 | 0 | 0 | 0 | 0 | 0 | 0 | 0 | 0 | W | 13-10 |
| 01/01 | at Ravens | P | 0 | 0 | 0 | 0.0 | 0.0 | 0 | 0 | 0 | 0 | 0 | 0 | 0 | 0 | 0 | 0 | 0 | 0 | 0 | 0 | 0 | 0 | 0 | 0 | W | 16-13 |
| 01/08 | Browns | P | 1 | 1 | 0 | 0.0 | 0.0 | 0 | 0 | 0 | 0 | 0 | 0 | 0 | 0 | 0 | 0 | 0 | 0 | 0 | 0 | 0 | 0 | 0 | 0 | W | 28-14 |
| 2022 TOTALS | | 11-3 | 7 | 4 | 3 | 0.0 | 0.0 | 1 | 1 | 0 | 0 | 0 | 0 | 0 | 0 | 0 | 0 | 0 | 0 | 0 | 0 | 0 | 0 | 0 | 0 | 9-8 | |
| + - Overtime | | | | | | | | | | | | | | | | | | | | | | | | | | | |



40
LINEBACKER
BLAKE MARTINEZ

| | |
|------------------------------|---------------------------------|
| HEIGHT: 6-2 | BIRTHPLACE: Tucson, AZ |
| WEIGHT: 237 | HOW ACQUIRED: FA '23 |
| BORN: January 8, 1994 | NFL EXPERIENCE: 8th year |
| COLLEGE: Stanford | |

PRO CAREER

- ✦ Has played in 84 games (78 starts) in his eight-year NFL career (Green Bay 2016-19; N.Y. Giants 2020-21; Las Vegas Raiders 2022; Carolina 2023)
- ✦ Has registered 700 tackles (437 solo), 39 tackles for loss, 13.0 sacks, 18 quarterback hits, four interceptions, 22 passes defended, four forced fumbles and three fumble recoveries
- ✦ Ranked first in the NFL in tackles (592) from 2017-2020
- ✦ Only player to post at least 500 tackles, 30 tackles for loss and 10 sacks from 2017-2020
- ✦ His 151 tackles in 2020 ranked third in the NFL
- ✦ His 155 tackles in 2019 ranked second in the NFL
- ✦ His 144 tackles in 2018 ranked second in the NFL
- ✦ Made NFL debut in Week 1 of 2016 (at Jacksonville)
- ✦ Made NFL starting debut in Week 1 of 2016 (at Jacksonville)

2023 (PANTHERS/STEELERS)

- ✦ Signed to the Carolina practice squad in November

2022 (RAIDERS)

- ✦ Appeared in four games (two starts) and totaled 20 tackles (14 solo)

2021 (GIANTS)

- ✦ Started three games and registered 23 tackles (11 solo) and one tackle for loss

2020 (GIANTS)

- ✦ Started all 16 games and recorded 151 tackles (86 solo), nine tackles for loss, five passes defended, 3.0 sacks, two forced fumbles, one fumble recovery and one interception
- ✦ His 151 tackles ranked third in the NFL

2019 (PACKERS)

- ✦ Started all 16 games and registered 155 tackles (97 solo), five tackles for loss, 3.0 sacks, two passes defended, one interception and one forced fumble
- ✦ His 155 tackles ranked second in the NFL

2018 (PACKERS)

- ✦ Started all 16 games and recorded 144 tackles (91 solo), 10 tackles for loss, 5.0 sacks and three passes defended
- ✦ His 144 tackles ranked second in the NFL
- ✦ One of four players to post at least 100 tackles and 5.0 sacks

2017 (PACKERS)

- ✦ Started all 16 games and recorded 142 tackles (94 solo), 10 tackles for loss, eight passes defended, two fumble recoveries, one forced fumble, one interception and 1.0 sack
- ✦ His 142 tackles ranked tied for the second in the NFL

2016 (PACKERS)

- ✦ Appeared in 13 games (nine starts) and totaled 65 tackles (44 solo), four tackles for loss, four passes defended, 1.0 sack and one interception

TRANSACTIONS

- ✦ Signed with Pittsburgh on Aug. 1, 2023
- ✦ Signed to the Carolina practice squad on Nov. 7, 2023
- ✦ Retired on Nov. 10, 2022
- ✦ Signed to the Las Vegas practice squad on Oct. 4, 2022
- ✦ Released by the N.Y. Giants on Sept. 1, 2022
- ✦ Signed a three-year contract with the N.Y. Giants on March 18, 2020
- ✦ Signed a four-year contract with Green Bay on May 6, 2016
- ✦ Drafted by the Packers in the fourth round (131st overall) of the 2016 NFL Draft

COLLEGE

- ✦ Played four seasons at Stanford from 2012-2015
- ✦ Appeared in 51 career games
- ✦ Totaled 257 tackles (135 solo), 13.5 tackles for loss, 13 passes defended, 6.0 sacks, five interceptions and four forced fumbles
- ✦ As a senior, earned AP All-America third team, USA Today All-America second team, Phil Steele All-America second team and All-Pac-12 first team honors after appearing in 14 games
- ✦ Tallied 141 tackles (73 solo), seven passes defended, 6.5 tackles for loss, 1.5 sacks, one interception and one forced fumble
- ✦ Helped lead Stanford to a Pac-12 title and a Rose Bowl win over Iowa
- ✦ In his junior season, earned All-Pac-12 honorable mention and Phil Steele All-Pac-12 third team honors after appearing in 13 games
- ✦ Compiled 102 tackles (53 solo), seven tackles for loss, five passes defended, 4.5 sacks, three interceptions and two forced fumbles
- ✦ As a sophomore season, played in 10 games while tallying 11 tackles (seven solo), one tackle for loss, one interception and one forced fumble
- ✦ In his freshman season, appeared in 14 games while tallying three tackles (two solo)

PERSONAL

- ✦ Native of Tucson, Ariz.
- ✦ Attended Canyon Del Oro H.S.

REGULAR SEASON COMPARISON: DEFENSIVE - BUFFALO BILLS

| DATE | OPP | TACKLES | | | | | | | | | | | MISC | | |
|---------------|------------|---------|-------|-----|------|------|------|------|-----|-----|----|-----|------|----|----|
| | | W | GP/GS | TOT | SOLO | ASST | SACK | YDS. | INT | TFL | PD | QBH | TD | FF | FR |
| 9/30/18 | GB vs. BUF | W | S | 10 | 7 | 3 | 1.0 | 8.0 | 0 | 2 | 0 | 2 | 0 | 0 | 0 |
| TOTALS | | 1/0 | 1/1 | 10 | 7 | 3 | 1.0 | 8.0 | 0 | 2 | 0 | 2 | 0 | 0 | 0 |

BLAKE MARTINEZ'S NFL REGULAR SEASON DEFENSIVE STATISTICS

| DATE | TEAM | GP | GS | TACKLES | | | | | | | INTERCEPTIONS | | | | | O. FUMB | | | ST | | | MISC | | | | | | |
|-------------------|----------|-----------|-----------|------------|------------|------------|-----------|------------|-------------|-------------|---------------|----------|-----------|-----------|----------|-----------|----------|----------|----------|----------|----------|----------|----------|----------|----------|----------|----------|----------|
| | | | | TK | S | A | TFL | YDS | SK | YDS | QBH | NO | YDS | LG | TD | PD | FF | FR | TD | YDS | TK | S | A | FF | FR | S | A | |
| 2016 | Packers | 13 | 9 | 65 | 44 | 21 | 4 | 12 | 1.0 | 5.0 | 1 | 1 | 4 | 4 | 0 | 4 | 0 | 0 | 0 | 0 | 4 | 3 | 1 | 0 | 0 | 0 | 0 | 0 |
| 2017 | Packers | 16 | 16 | 142 | 94 | 48 | 10 | 26 | 1.0 | 8.0 | 2 | 1 | 3 | 3 | 0 | 8 | 1 | 2 | 0 | 0 | 2 | 2 | 0 | 0 | 0 | 0 | 0 | 0 |
| 2018 | Packers | 16 | 16 | 144 | 91 | 53 | 10 | 46 | 5.0 | 34.0 | 6 | 0 | 0 | 0 | 0 | 3 | 0 | 0 | 0 | 0 | 0 | 0 | 0 | 0 | 0 | 0 | 0 | 0 |
| 2019 | Packers | 16 | 16 | 155 | 97 | 58 | 5 | 29 | 3.0 | 20.0 | 3 | 1 | 22 | 22 | 0 | 2 | 1 | 0 | 0 | 0 | 0 | 0 | 0 | 0 | 0 | 0 | 0 | 0 |
| 2020 | Giants | 16 | 16 | 151 | 86 | 65 | 9 | 28 | 3.0 | 18.0 | 6 | 1 | 2 | 2 | 0 | 5 | 2 | 1 | 0 | 0 | 0 | 0 | 0 | 0 | 0 | 0 | 0 | 0 |
| 2021 | Giants | 3 | 3 | 23 | 11 | 12 | 1 | 1 | 0.0 | 0.0 | 0 | 0 | 0 | 0 | 0 | 0 | 0 | 0 | 0 | 0 | 0 | 0 | 0 | 0 | 0 | 0 | 0 | 0 |
| 2022 | Raiders | 4 | 2 | 20 | 14 | 6 | 0 | 0 | 0.0 | 0.0 | 0 | 0 | 0 | 0 | 0 | 0 | 0 | 0 | 0 | 0 | 0 | 0 | 0 | 0 | 0 | 0 | 0 | 0 |
| 2023 | Panthers | 0 | 0 | 0 | 0 | 0 | 0 | 0 | 0.0 | 0.0 | 0 | 0 | 0 | 0 | 0 | 0 | 0 | 0 | 0 | 0 | 0 | 0 | 0 | 0 | 0 | 0 | 0 | 0 |
| NFL TOTALS | | 84 | 78 | 700 | 437 | 263 | 39 | 142 | 13.0 | 85.0 | 18 | 4 | 31 | 22 | 0 | 22 | 4 | 3 | 0 | 0 | 0 | 6 | 5 | 1 | 0 | 0 | 0 | 0 |

BLAKE MARTINEZ'S NFL POSTSEASON DEFENSIVE STATISTICS

| DATE | TEAM | GP | GS | TACKLES | | | | | | | INTERCEPTIONS | | | | | O. FUMB | | | ST | | | MISC | | | | | | |
|-------------------|---------|----------|----------|-----------|-----------|----------|----------|----------|------------|------------|---------------|----------|----------|----------|----------|----------|----------|----------|----------|----------|----------|----------|----------|----------|----------|----------|----------|----------|
| | | | | TK | S | A | TFL | YDS | SK | YDS | QBH | NO | YDS | LG | TD | PD | FF | FR | TD | YDS | TK | S | A | FF | FR | S | A | |
| 2016 | Packers | 3 | 1 | 4 | 3 | 1 | 1 | 2 | 0.0 | 0.0 | 0 | 0 | 0 | 0 | 0 | 0 | 0 | 0 | 0 | 0 | 1 | 1 | 0 | 0 | 0 | 0 | 0 | 0 |
| 2019 | Packers | 2 | 2 | 19 | 13 | 6 | 0 | 0 | 0.0 | 0.0 | 0 | 0 | 0 | 0 | 0 | 0 | 0 | 0 | 0 | 0 | 0 | 0 | 0 | 0 | 0 | 0 | 0 | 0 |
| NFL TOTALS | | 5 | 3 | 23 | 16 | 7 | 1 | 2 | 0.0 | 0.0 | 0 | 0 | 0 | 0 | 0 | 0 | 0 | 0 | 0 | 0 | 1 | 1 | 0 | 0 | 0 | 0 | 0 | 0 |

SINGLE-GAME HIGHS: DEFENSIVE

| | | | |
|------------------------|--|----------------------------------|---|
| Total Tackles | 16 vs. Oakland Raiders, Oct 20, 2019 15 vs. Philadelphia Eagles, Sep 26, 2019 ...2 more at 15. | Fumble Recoveries | 1 at Dallas Cowboys, Oct 11, 2020 1 at Pittsburgh Steelers, Nov 26, 2017 ...1 more at 1. |
| Solo Tackles | 12 vs. New Orleans Saints, Oct 22, 2017 11 vs. Atlanta Falcons, Dec 09, 2018 ...1 more at 11. | Tackles For Loss | 2 vs. Cleveland Browns, Dec 20, 2020 2 vs. San Francisco 49ers, Sep 27, 2020 ...7 more at 2. |
| Sacks | 2.0 at Detroit Lions, Oct 07, 2018 1.0 vs. Dallas Cowboys, Jan 03, 2021 ...1.0 more at 1.0. | Interceptions | 1 at Washington Football Team, Nov 08, 2020 1 at Detroit Lions, Dec 29, 2019 ...2 more at 1. |
| Passes Defensed | 2 at Washington Football Team, Nov 08, 2020 2 at Detroit Lions, Dec 31, 2017 ...1 more at 2. | Interception Return Yards | 22 at Detroit Lions, Dec 29, 2019 4 vs. Chicago Bears, Oct 20, 2016 |
| Forced Fumbles | 1 at Seattle Seahawks, Dec 06, 2020 1 vs. Tampa Bay Buccaneers, Nov 02, 2020 ...2 more at 1. | Special Teams Tackles | 1 vs. Tampa Bay Buccaneers, Dec 03, 2017 1 vs. New Orleans Saints, Oct 22, 2017 ...4 more at 1. |

SINGLE-GAME HIGHS - POSTSEASON: DEFENSIVE

| | | | |
|----------------------|--|------------------------------|-------------------------------------|
| Total Tackles | 10 vs. Seattle Seahawks, Jan 12, 2020 9 at San Francisco 49ers, Jan 19, 2020 2 at Atlanta Falcons, Jan 22, 2017 2 vs. New York Giants, Jan 08, 2017 | Tackles For Loss | 1 at Atlanta Falcons, Jan 22, 2017 |
| Solo Tackles | 7 vs. Seattle Seahawks, Jan 12, 2020 6 at San Francisco 49ers, Jan 19, 2020 2 at Atlanta Falcons, Jan 22, 2017 1 vs. New York Giants, Jan 08, 2017 | Special Teams Tackles | 1 vs. New York Giants, Jan 08, 2017 |

2023 GAME-BY-GAME REGULAR-SEASON STATISTICS (PANTHERS)

| DATE | OPPONENT | P/S | TACKLES | | | | | | | INTERCEPTIONS | | | | | O. FUMB | | | ST | | | MISC | | W/L | SCORE | | | |
|-------------|---------------|-----|---------|---|---|----|-----|-----|-----|---------------|----|-----|----|----|---------|----|----|----|-----|----|------|---|-----|-------|----|-------|-------|
| | | | TK | S | A | SK | YDS | TFL | YDS | QBH | NO | YDS | LG | TD | PD | FF | FR | TD | YDS | TK | S | A | | | FF | FR | S |
| 11/09 | at Bears | | | | | | | | | | | | | | | | | | | | | | | | | L | 13-16 |
| 11/19 | Cowboys | | | | | | | | | | | | | | | | | | | | | | | | | L | 10-33 |
| 11/26 | at Titans | | | | | | | | | | | | | | | | | | | | | | | | | L | 10-17 |
| 12/03 | at Buccaneers | | | | | | | | | | | | | | | | | | | | | | | | | L | 18-21 |
| 12/10 | at Saints | | | | | | | | | | | | | | | | | | | | | | | | | L | 6-28 |
| 12/17 | Falcons | | | | | | | | | | | | | | | | | | | | | | | | W | 9-7 | |
| 12/24 | Packers | | | | | | | | | | | | | | | | | | | | | | | | L | 30-33 | |
| 12/31 | at Jaguars | | | | | | | | | | | | | | | | | | | | | | | | L | 0-26 | |
| 01/07 | Buccaneers | | | | | | | | | | | | | | | | | | | | | | | | L | 0-9 | |
| 2023 TOTALS | | | 0 | 0 | 0 | 0 | 0 | 0 | 0 | 0 | 0 | 0 | 0 | 0 | 0 | 0 | 0 | 0 | 0 | 0 | 0 | 0 | 0 | 0 | 0 | 1-8 | |

2022 GAME-BY-GAME REGULAR-SEASON STATISTICS (RAIDERS)

| DATE | OPPONENT | P/S | TACKLES | | | | | | | INTERCEPTIONS | | | | | O. FUMB | | | ST | | | MISC | | W/L | SCORE | | | | |
|-------------|-------------|-----|---------|----|----|-----|-----|-----|-----|---------------|----|-----|----|----|---------|----|----|----|-----|----|------|---|-----|-------|----|--------|--------|-------|
| | | | TK | S | A | SK | YDS | TFL | YDS | QBH | NO | YDS | LG | TD | PD | FF | FR | TD | YDS | TK | S | A | | | FF | FR | S | A |
| 09/11 | at Chargers | | | | | | | | | | | | | | | | | | | | | | | | | L | 19-24 | |
| 09/18 | Cardinals | | | | | | | | | | | | | | | | | | | | | | | | | L | 23-29+ | |
| 09/25 | at Titans | | | | | | | | | | | | | | | | | | | | | | | | | L | 22-24 | |
| 10/02 | Broncos | | | | | | | | | | | | | | | | | | | | | | | | W | 32-23 | | |
| 10/10 | at Chiefs | P | 1 | 1 | 0 | 0.0 | 0.0 | 0 | 0 | 0 | 0 | 0 | 0 | 0 | 0 | 0 | 0 | 0 | 0 | 0 | 0 | 0 | 0 | 0 | 0 | 0 | L | 29-30 |
| 10/23 | Texans | S | 4 | 3 | 1 | 0.0 | 0.0 | 0 | 0 | 0 | 0 | 0 | 0 | 0 | 0 | 0 | 0 | 0 | 0 | 0 | 0 | 0 | 0 | 0 | 0 | 0 | W | 38-20 |
| 10/30 | at Saints | S | 4 | 2 | 2 | 0.0 | 0.0 | 0 | 0 | 0 | 0 | 0 | 0 | 0 | 0 | 0 | 0 | 0 | 0 | 0 | 0 | 0 | 0 | 0 | 0 | 0 | L | 0-24 |
| 11/06 | at Jaguars | P | 11 | 8 | 3 | 0.0 | 0.0 | 0 | 0 | 0 | 0 | 0 | 0 | 0 | 0 | 0 | 0 | 0 | 0 | 0 | 0 | 0 | 0 | 0 | 0 | 0 | L | 20-27 |
| 11/13 | Colts | | | | | | | | | | | | | | | | | | | | | | | | L | 20-25 | | |
| 11/20 | at Broncos | | | | | | | | | | | | | | | | | | | | | | | | W | 22-16+ | | |
| 11/27 | at Seahawks | | | | | | | | | | | | | | | | | | | | | | | | W | 40-34+ | | |
| 12/04 | Chargers | | | | | | | | | | | | | | | | | | | | | | | | W | 27-20 | | |
| 12/08 | at Rams | | | | | | | | | | | | | | | | | | | | | | | | L | 16-17 | | |
| 12/18 | Patriots | | | | | | | | | | | | | | | | | | | | | | | | W | 30-24 | | |
| 12/24 | at Steelers | | | | | | | | | | | | | | | | | | | | | | | | L | 10-13 | | |
| 01/01 | 49ers | | | | | | | | | | | | | | | | | | | | | | | | L | 34-37+ | | |
| 01/07 | Chiefs | | | | | | | | | | | | | | | | | | | | | | | | L | 13-31 | | |
| 2022 TOTALS | | | 4-2 | 20 | 14 | 6 | 0.0 | 0.0 | 0 | 0 | 0 | 0 | 0 | 0 | 0 | 0 | 0 | 0 | 0 | 0 | 0 | 0 | 0 | 0 | 0 | 0 | 0 | 6-11 |

+- Overtime

2021 GAME-BY-GAME REGULAR-SEASON STATISTICS (GIANTS)

| DATE | OPPONENT | P/S | TACKLES | | | | | | | INTERCEPTIONS | | | | | O. FUMB | | | ST | | | MISC | | W/L | SCORE | | | | |
|-------------|------------------|-----|---------|----|----|-----|-----|-----|-----|---------------|----|-----|----|----|---------|----|----|----|-----|----|------|---|-----|-------|----|--------|---|-------|
| | | | TK | S | A | SK | YDS | TFL | YDS | QBH | NO | YDS | LG | TD | PD | FF | FR | TD | YDS | TK | S | A | | | FF | FR | S | A |
| 09/12 | Broncos | S | 9 | 6 | 3 | 0.0 | 0.0 | 1 | 1 | 0 | 0 | 0 | 0 | 0 | 0 | 0 | 0 | 0 | 0 | 0 | 0 | 0 | 0 | 0 | 0 | 0 | L | 13-27 |
| 09/16 | at Football Team | S | 12 | 5 | 7 | 0.0 | 0.0 | 0 | 0 | 0 | 0 | 0 | 0 | 0 | 0 | 0 | 0 | 0 | 0 | 0 | 0 | 0 | 0 | 0 | 0 | 0 | L | 29-30 |
| 09/26 | Falcons | S | 2 | 0 | 2 | 0.0 | 0.0 | 0 | 0 | 0 | 0 | 0 | 0 | 0 | 0 | 0 | 0 | 0 | 0 | 0 | 0 | 0 | 0 | 0 | 0 | 0 | L | 14-17 |
| 10/03 | at Saints | | | | | | | | | | | | | | | | | | | | | | | | W | 27-21+ | | |
| 10/10 | at Cowboys | | | | | | | | | | | | | | | | | | | | | | | | L | 20-44 | | |
| 10/17 | Rams | | | | | | | | | | | | | | | | | | | | | | | | L | 11-38 | | |
| 10/24 | Panthers | | | | | | | | | | | | | | | | | | | | | | | | W | 25-3 | | |
| 11/01 | at Chiefs | | | | | | | | | | | | | | | | | | | | | | | | L | 17-20 | | |
| 11/07 | Raiders | | | | | | | | | | | | | | | | | | | | | | | | W | 23-16 | | |
| 11/22 | at Buccaneers | | | | | | | | | | | | | | | | | | | | | | | | L | 10-30 | | |
| 11/28 | Eagles | | | | | | | | | | | | | | | | | | | | | | | | W | 13-7 | | |
| 12/05 | at Dolphins | | | | | | | | | | | | | | | | | | | | | | | | L | 9-20 | | |
| 12/12 | at Chargers | | | | | | | | | | | | | | | | | | | | | | | | L | 21-37 | | |
| 12/19 | Cowboys | | | | | | | | | | | | | | | | | | | | | | | | L | 6-21 | | |
| 12/26 | at Eagles | | | | | | | | | | | | | | | | | | | | | | | | L | 10-34 | | |
| 01/02 | at Bears | | | | | | | | | | | | | | | | | | | | | | | | L | 3-29 | | |
| 01/09 | Football Team | | | | | | | | | | | | | | | | | | | | | | | | L | 7-22 | | |
| 2021 TOTALS | | | 3-3 | 23 | 11 | 12 | 0.0 | 0.0 | 1 | 1 | 0 | 0 | 0 | 0 | 0 | 0 | 0 | 0 | 0 | 0 | 0 | 0 | 0 | 0 | 0 | 0 | 0 | 4-13 |

+- Overtime

2020 GAME-BY-GAME REGULAR-SEASON STATISTICS (GIANTS)

| DATE | OPPONENT | P/S | TACKLES | | | | | | | INTERCEPTIONS | | | | | O. FUMB | | | ST | | | MISC | | W/L | SCORE | | | | |
|-------------|------------------|-----|---------|-----|----|-----|-----|------|-----|---------------|----|-----|----|----|---------|----|----|----|-----|----|------|---|-----|-------|----|----|---|-------|
| | | | TK | S | A | SK | YDS | TFL | YDS | QBH | NO | YDS | LG | TD | PD | FF | FR | TD | YDS | TK | S | A | | | FF | FR | S | A |
| 09/14 | Steelers | S | 13 | 8 | 5 | 0.0 | 0.0 | 1 | 2 | 0 | 0 | 0 | 0 | 0 | 0 | 0 | 0 | 0 | 0 | 0 | 0 | 0 | 0 | 0 | 0 | 0 | L | 16-26 |
| 09/20 | at Bears | S | 8 | 6 | 2 | 1.0 | 1.0 | 1 | 1 | 1 | 0 | 0 | 0 | 0 | 0 | 0 | 0 | 0 | 0 | 0 | 0 | 0 | 0 | 0 | 0 | 0 | L | 13-17 |
| 09/27 | 49ers | S | 9 | 4 | 5 | 1.0 | 9.0 | 2 | 9 | 1 | 0 | 0 | 0 | 0 | 0 | 0 | 0 | 0 | 0 | 0 | 0 | 0 | 0 | 0 | 0 | 0 | L | 9-36 |
| 10/04 | at Rams | S | 13 | 8 | 5 | 0.0 | 0.0 | 1 | 1 | 0 | 0 | 0 | 0 | 0 | 0 | 0 | 0 | 0 | 0 | 0 | 0 | 0 | 0 | 0 | 0 | 0 | L | 9-17 |
| 10/11 | at Cowboys | S | 7 | 4 | 3 | 0.0 | 0.0 | 0 | 0 | 0 | 0 | 0 | 0 | 0 | 0 | 0 | 1 | 0 | 0 | 0 | 0 | 0 | 0 | 0 | 0 | 0 | L | 34-37 |
| 10/18 | Football Team | S | 14 | 8 | 6 | 0.0 | 0.0 | 0 | 0 | 1 | 0 | 0 | 0 | 0 | 0 | 0 | 0 | 0 | 0 | 0 | 0 | 0 | 0 | 0 | 0 | 0 | W | 20-19 |
| 10/22 | at Eagles | S | 9 | 7 | 2 | 0.0 | 0.0 | 0 | 0 | 2 | 0 | 0 | 0 | 1 | 0 | 0 | 0 | 0 | 0 | 0 | 0 | 0 | 0 | 0 | 0 | 0 | L | 21-22 |
| 11/02 | Buccaneers | S | 9 | 6 | 3 | 0.0 | 0.0 | 1 | 2 | 0 | 0 | 0 | 0 | 0 | 0 | 1 | 0 | 0 | 0 | 0 | 0 | 0 | 0 | 0 | 0 | 0 | L | 23-25 |
| 11/08 | at Football Team | S | 10 | 3 | 7 | 0.0 | 0.0 | 0 | 0 | 0 | 1 | 2 | 2 | 0 | 2 | 0 | 0 | 0 | 0 | 0 | 0 | 0 | 0 | 0 | 0 | 0 | W | 23-20 |
| 11/15 | Eagles | S | 4 | 2 | 2 | 0.0 | 0.0 | 0 | 0 | 0 | 0 | 0 | 0 | 0 | 0 | 0 | 0 | 0 | 0 | 0 | 0 | 0 | 0 | 0 | 0 | 0 | W | 27-17 |
| 11/29 | at Bengals | S | 5 | 2 | 3 | 0.0 | 0.0 | 0 | 0 | 0 | 0 | 0 | 0 | 1 | 0 | 0 | 0 | 0 | 0 | 0 | 0 | 0 | 0 | 0 | 0 | 0 | W | 19-17 |
| 12/06 | at Seahawks | S | 10 | 5 | 5 | 0.0 | 0.0 | 0 | 0 | 0 | 0 | 0 | 0 | 1 | 1 | 0 | 0 | 0 | 0 | 0 | 0 | 0 | 0 | 0 | 0 | 0 | W | 17-12 |
| 12/13 | Cardinals | S | 7 | 5 | 2 | 0.0 | 0.0 | 0 | 0 | 0 | 0 | 0 | 0 | 0 | 0 | 0 | 0 | 0 | 0 | 0 | 0 | 0 | 0 | 0 | 0 | 0 | L | 7-26 |
| 12/20 | Browns | S | 10 | 5 | 5 | 0.0 | 0.0 | 2 | 5 | 0 | 0 | 0 | 0 | 0 | 0 | 0 | 0 | 0 | 0 | 0 | 0 | 0 | 0 | 0 | 0 | 0 | L | 6-20 |
| 12/27 | at Ravens | S | 12 | 7 | 5 | 0.0 | 0.0 | 0 | 0 | 0 | 0 | 0 | 0 | 0 | 0 | 0 | 0 | 0 | 0 | 0 | 0 | 0 | 0 | 0 | 0 | 0 | L | 13-27 |
| 01/03 | Cowboys | S | 11 | 6 | 5 | 1.0 | 8.0 | 1 | 8 | 1 | 0 | 0 | 0 | 0 | 0 | 0 | 0 | 0 | 0 | 0 | 0 | 0 | 0 | 0 | 0 | 0 | W | 23-19 |
| 2020 TOTALS | | | 16-16 | 151 | 86 | 65 | 3.0 | 18.0 | 9 | 28 | 6 | 1 | 2 | 2 | 0 | 5 | 2 | 1 | 0 | 0 | 0 | 0 | 0 | 0 | 0 | 0 | 0 | 6-10 |

2019 GAME-BY-GAME REGULAR-SEASON STATISTICS (PACKERS)

| DATE | OPPONENT | P/S | TACKLES | | | | | | | INTERCEPTIONS | | | | O. FUMB | | | ST | | | MISC | | W/L | SCORE | | | | |
|-------------|-------------|-------|---------|----|----|-----|------|-----|-----|---------------|----|-----|----|---------|----|----|----|----|-----|------|---|-----|-------|---|----|------|-------|
| | | | TK | S | A | SK | YDS | TFL | YDS | QBH | NO | YDS | LG | TD | PD | FF | FR | TD | YDS | TK | S | | | A | FF | FR | S |
| 09/05 | at Bears | S | 7 | 5 | 2 | 1.0 | 6.0 | 1 | 6 | 1 | 0 | 0 | 0 | 0 | 0 | 0 | 0 | 0 | 0 | 0 | 0 | 0 | 0 | 0 | 0 | W | 10-3 |
| 09/15 | Vikings | S | 13 | 10 | 3 | 0.0 | 0.0 | 0 | 0 | 0 | 0 | 0 | 0 | 0 | 0 | 0 | 0 | 0 | 0 | 0 | 0 | 0 | 0 | 0 | 0 | W | 21-16 |
| 09/22 | Broncos | S | 12 | 8 | 4 | 0.0 | 0.0 | 2 | 9 | 0 | 0 | 0 | 0 | 0 | 0 | 0 | 0 | 0 | 0 | 0 | 0 | 0 | 0 | 0 | 0 | W | 27-16 |
| 09/26 | Eagles | S | 15 | 10 | 5 | 0.0 | 0.0 | 0 | 0 | 0 | 0 | 0 | 0 | 0 | 0 | 0 | 0 | 0 | 0 | 0 | 0 | 0 | 0 | 0 | 0 | L | 27-34 |
| 10/06 | at Cowboys | S | 8 | 4 | 4 | 0.0 | 0.0 | 0 | 0 | 0 | 0 | 0 | 0 | 0 | 0 | 0 | 0 | 0 | 0 | 0 | 0 | 0 | 0 | 0 | 0 | W | 34-24 |
| 10/14 | Lions | S | 5 | 3 | 2 | 0.0 | 0.0 | 0 | 0 | 0 | 0 | 0 | 0 | 0 | 0 | 0 | 0 | 0 | 0 | 0 | 0 | 0 | 0 | 0 | 0 | W | 23-22 |
| 10/20 | Raiders | S | 16 | 8 | 8 | 0.0 | 0.0 | 0 | 0 | 0 | 0 | 0 | 0 | 0 | 1 | 0 | 0 | 0 | 0 | 0 | 0 | 0 | 0 | 0 | 0 | W | 42-24 |
| 10/27 | at Chiefs | S | 7 | 4 | 3 | 0.0 | 0.0 | 0 | 0 | 0 | 0 | 0 | 0 | 0 | 0 | 0 | 0 | 0 | 0 | 0 | 0 | 0 | 0 | 0 | 0 | W | 31-24 |
| 11/03 | at Chargers | S | 12 | 5 | 7 | 0.0 | 0.0 | 0 | 0 | 0 | 0 | 0 | 0 | 0 | 0 | 0 | 0 | 0 | 0 | 0 | 0 | 0 | 0 | 0 | 0 | L | 11-26 |
| 11/10 | Panthers | S | 7 | 6 | 1 | 0.0 | 0.0 | 0 | 0 | 0 | 0 | 0 | 0 | 0 | 0 | 0 | 0 | 0 | 0 | 0 | 0 | 0 | 0 | 0 | 0 | W | 24-16 |
| 11/24 | at 49ers | S | 6 | 4 | 2 | 1.0 | 7.0 | 1 | 7 | 1 | 0 | 0 | 0 | 0 | 0 | 0 | 0 | 0 | 0 | 0 | 0 | 0 | 0 | 0 | 0 | L | 8-37 |
| 12/01 | at Giants | S | 10 | 7 | 3 | 0.0 | 0.0 | 0 | 0 | 0 | 0 | 0 | 0 | 0 | 0 | 0 | 0 | 0 | 0 | 0 | 0 | 0 | 0 | 0 | 0 | W | 31-13 |
| 12/08 | Redskins | S | 11 | 5 | 6 | 0.0 | 0.0 | 0 | 0 | 0 | 0 | 0 | 0 | 1 | 0 | 0 | 0 | 0 | 0 | 0 | 0 | 0 | 0 | 0 | 0 | W | 20-15 |
| 12/15 | Bears | S | 11 | 9 | 2 | 0.0 | 0.0 | 0 | 0 | 0 | 0 | 0 | 0 | 0 | 0 | 0 | 0 | 0 | 0 | 0 | 0 | 0 | 0 | 0 | 0 | W | 21-13 |
| 12/23 | at Vikings | S | 8 | 4 | 4 | 0.0 | 0.0 | 0 | 0 | 0 | 0 | 0 | 0 | 0 | 0 | 0 | 0 | 0 | 0 | 0 | 0 | 0 | 0 | 0 | 0 | W | 23-10 |
| 12/29 | at Lions | S | 7 | 5 | 2 | 1.0 | 7.0 | 1 | 7 | 1 | 1 | 22 | 22 | 0 | 1 | 0 | 0 | 0 | 0 | 0 | 0 | 0 | 0 | 0 | 0 | W | 23-20 |
| 2019 TOTALS | | 16-16 | 155 | 97 | 58 | 3.0 | 20.0 | 5 | 29 | 3 | 1 | 22 | 22 | 0 | 2 | 1 | 0 | 0 | 0 | 0 | 0 | 0 | 0 | 0 | 0 | 13-3 | |

2018 GAME-BY-GAME REGULAR-SEASON STATISTICS (PACKERS)

| DATE | OPPONENT | P/S | TACKLES | | | | | | | INTERCEPTIONS | | | | O. FUMB | | | ST | | | MISC | | W/L | SCORE | | | | |
|-------------|-------------|-------|---------|----|----|-----|------|-----|-----|---------------|----|-----|----|---------|----|----|----|----|-----|------|---|-----|-------|---|----|-------|--------|
| | | | TK | S | A | SK | YDS | TFL | YDS | QBH | NO | YDS | LG | TD | PD | FF | FR | TD | YDS | TK | S | | | A | FF | FR | S |
| 09/09 | Bears | S | 6 | 6 | 0 | 0.0 | 0.0 | 0 | 1 | 5 | 0 | 0 | 0 | 0 | 0 | 0 | 0 | 0 | 0 | 0 | 0 | 0 | 0 | 0 | 0 | W | 24-23 |
| 09/16 | Vikings | S | 9 | 4 | 5 | 0.0 | 0.0 | 0 | 0 | 0 | 0 | 0 | 0 | 1 | 0 | 0 | 0 | 0 | 0 | 0 | 0 | 0 | 0 | 0 | 0 | T | 29-29 |
| 09/23 | at Redskins | S | 9 | 4 | 5 | 0.0 | 0.0 | 0 | 0 | 0 | 0 | 0 | 0 | 1 | 0 | 0 | 0 | 0 | 0 | 0 | 0 | 0 | 0 | 0 | 0 | L | 17-31 |
| 09/30 | Bills | S | 10 | 7 | 3 | 1.0 | 8.0 | 2 | 10 | 2 | 0 | 0 | 0 | 0 | 0 | 0 | 0 | 0 | 0 | 0 | 0 | 0 | 0 | 0 | 0 | W | 22-0 |
| 10/07 | at Lions | S | 5 | 4 | 1 | 2.0 | 8.0 | 2 | 8 | 2 | 0 | 0 | 0 | 0 | 0 | 0 | 0 | 0 | 0 | 0 | 0 | 0 | 0 | 0 | 0 | L | 23-31 |
| 10/15 | 49ers | S | 12 | 9 | 3 | 0.0 | 0.0 | 1 | 1 | 0 | 0 | 0 | 0 | 0 | 0 | 0 | 0 | 0 | 0 | 0 | 0 | 0 | 0 | 0 | 0 | W | 33-30 |
| 10/28 | at Rams | S | 12 | 7 | 5 | 1.0 | 10.0 | 2 | 12 | 1 | 0 | 0 | 0 | 0 | 0 | 0 | 0 | 0 | 0 | 0 | 0 | 0 | 0 | 0 | 0 | L | 27-29 |
| 11/04 | at Patriots | S | 7 | 3 | 4 | 0.0 | 0.0 | 0 | 0 | 0 | 0 | 0 | 0 | 0 | 0 | 0 | 0 | 0 | 0 | 0 | 0 | 0 | 0 | 0 | 0 | L | 17-31 |
| 11/11 | Dolphins | S | 8 | 8 | 0 | 0.0 | 0.0 | 0 | 0 | 0 | 0 | 0 | 0 | 0 | 0 | 0 | 0 | 0 | 0 | 0 | 0 | 0 | 0 | 0 | 0 | W | 31-12 |
| 11/15 | at Seahawks | S | 6 | 2 | 4 | 0.0 | 0.0 | 1 | 2 | 0 | 0 | 0 | 0 | 0 | 0 | 0 | 0 | 0 | 0 | 0 | 0 | 0 | 0 | 0 | 0 | L | 24-27 |
| 11/25 | at Vikings | S | 12 | 6 | 6 | 0.0 | 0.0 | 0 | 0 | 0 | 0 | 0 | 0 | 0 | 0 | 0 | 0 | 0 | 0 | 0 | 0 | 0 | 0 | 0 | 0 | L | 17-24 |
| 12/02 | Cardinals | S | 10 | 5 | 5 | 0.0 | 0.0 | 0 | 0 | 0 | 0 | 0 | 0 | 0 | 0 | 0 | 0 | 0 | 0 | 0 | 0 | 0 | 0 | 0 | 0 | L | 17-20 |
| 12/09 | Falcons | S | 12 | 11 | 1 | 0.0 | 0.0 | 0 | 0 | 0 | 0 | 0 | 0 | 0 | 0 | 0 | 0 | 0 | 0 | 0 | 0 | 0 | 0 | 0 | 0 | W | 34-20 |
| 12/16 | at Bears | S | 7 | 4 | 3 | 0.0 | 0.0 | 0 | 0 | 0 | 0 | 0 | 0 | 0 | 0 | 0 | 0 | 0 | 0 | 0 | 0 | 0 | 0 | 0 | 0 | L | 17-24 |
| 12/23 | at Jets | S | 7 | 6 | 1 | 1.0 | 8.0 | 1 | 8 | 1 | 0 | 0 | 0 | 0 | 0 | 0 | 0 | 0 | 0 | 0 | 0 | 0 | 0 | 0 | 0 | W | 44-38+ |
| 12/30 | Lions | S | 12 | 5 | 7 | 0.0 | 0.0 | 0 | 0 | 0 | 0 | 0 | 0 | 1 | 0 | 0 | 0 | 0 | 0 | 0 | 0 | 0 | 0 | 0 | 0 | L | 0-31 |
| 2018 TOTALS | | 16-16 | 144 | 91 | 53 | 5.0 | 34.0 | 10 | 46 | 6 | 0 | 0 | 0 | 0 | 3 | 0 | 0 | 0 | 0 | 0 | 0 | 0 | 0 | 0 | 0 | 6-9-1 | |

+ Overtime

2017 GAME-BY-GAME REGULAR-SEASON STATISTICS (PACKERS)

| DATE | OPPONENT | P/S | TACKLES | | | | | | | INTERCEPTIONS | | | | O. FUMB | | | ST | | | MISC | | W/L | SCORE | | | | |
|-------------|-------------|-------|---------|----|----|-----|-----|-----|-----|---------------|----|-----|----|---------|----|----|----|----|-----|------|---|-----|-------|---|----|-----|--------|
| | | | TK | S | A | SK | YDS | TFL | YDS | QBH | NO | YDS | LG | TD | PD | FF | FR | TD | YDS | TK | S | | | A | FF | FR | S |
| 09/10 | Seahawks | S | 2 | 2 | 0 | 0.0 | 0.0 | 1 | 0 | 0 | 0 | 0 | 0 | 0 | 0 | 0 | 0 | 0 | 0 | 0 | 0 | 0 | 0 | 0 | 0 | W | 17-9 |
| 09/17 | at Falcons | S | 5 | 5 | 0 | 1.0 | 8.0 | 2 | 9 | 1 | 0 | 0 | 0 | 0 | 0 | 0 | 0 | 0 | 0 | 0 | 0 | 0 | 0 | 0 | 0 | L | 23-34 |
| 09/24 | Bengals | S | 11 | 7 | 4 | 0.0 | 0.0 | 1 | 2 | 0 | 0 | 0 | 0 | 0 | 0 | 0 | 0 | 0 | 0 | 0 | 0 | 0 | 0 | 0 | 0 | W | 27-24+ |
| 09/28 | Bears | S | 7 | 5 | 2 | 0.0 | 0.0 | 0 | 0 | 0 | 0 | 0 | 0 | 0 | 1 | 0 | 0 | 0 | 0 | 0 | 0 | 0 | 0 | 0 | 0 | W | 35-14 |
| 10/08 | at Cowboys | S | 12 | 7 | 5 | 0.0 | 0.0 | 0 | 0 | 0 | 0 | 0 | 0 | 1 | 0 | 0 | 0 | 0 | 0 | 0 | 0 | 0 | 0 | 0 | 0 | W | 35-31 |
| 10/15 | at Vikings | S | 11 | 8 | 3 | 0.0 | 0.0 | 2 | 4 | 0 | 0 | 0 | 0 | 1 | 0 | 0 | 0 | 0 | 0 | 0 | 0 | 0 | 0 | 0 | 0 | L | 10-23 |
| 10/22 | Saints | S | 15 | 12 | 3 | 0.0 | 0.0 | 0 | 0 | 0 | 0 | 0 | 0 | 0 | 0 | 0 | 0 | 0 | 1 | 1 | 0 | 0 | 0 | 0 | 0 | L | 17-26 |
| 11/06 | Lions | S | 10 | 8 | 2 | 0.0 | 0.0 | 0 | 0 | 0 | 0 | 0 | 0 | 0 | 1 | 0 | 0 | 0 | 0 | 0 | 0 | 0 | 0 | 0 | 0 | L | 17-30 |
| 11/12 | at Bears | S | 2 | 1 | 1 | 0.0 | 0.0 | 0 | 0 | 0 | 0 | 0 | 0 | 1 | 0 | 0 | 0 | 0 | 0 | 0 | 0 | 0 | 0 | 0 | 0 | W | 23-16 |
| 11/19 | Ravens | S | 8 | 5 | 3 | 0.0 | 0.0 | 1 | 6 | 0 | 0 | 0 | 0 | 0 | 0 | 0 | 0 | 0 | 0 | 0 | 0 | 0 | 0 | 0 | 0 | L | 0-23 |
| 11/26 | at Steelers | S | 15 | 11 | 4 | 0.0 | 0.0 | 1 | 3 | 0 | 1 | 3 | 3 | 0 | 1 | 0 | 1 | 0 | 0 | 0 | 0 | 0 | 0 | 0 | 0 | L | 28-31 |
| 12/03 | Buccaners | S | 10 | 5 | 5 | 0.0 | 0.0 | 0 | 0 | 1 | 0 | 0 | 0 | 0 | 1 | 0 | 0 | 0 | 0 | 1 | 1 | 0 | 0 | 0 | 0 | W | 26-20+ |
| 12/10 | at Browns | S | 9 | 4 | 5 | 0.0 | 0.0 | 1 | 1 | 0 | 0 | 0 | 0 | 0 | 0 | 0 | 0 | 0 | 0 | 0 | 0 | 0 | 0 | 0 | 0 | W | 27-21+ |
| 12/17 | at Panthers | S | 8 | 4 | 4 | 0.0 | 0.0 | 0 | 0 | 0 | 0 | 0 | 0 | 1 | 0 | 0 | 0 | 0 | 0 | 0 | 0 | 0 | 0 | 0 | 0 | L | 24-31 |
| 12/23 | Vikings | S | 11 | 6 | 5 | 0.0 | 0.0 | 0 | 0 | 0 | 0 | 0 | 0 | 0 | 0 | 0 | 0 | 0 | 0 | 0 | 0 | 0 | 0 | 0 | 0 | L | 0-16 |
| 12/31 | at Lions | S | 6 | 4 | 2 | 0.0 | 0.0 | 1 | 1 | 0 | 0 | 0 | 0 | 0 | 2 | 0 | 0 | 0 | 0 | 0 | 0 | 0 | 0 | 0 | 0 | L | 11-35 |
| 2017 TOTALS | | 16-16 | 142 | 94 | 48 | 1.0 | 8.0 | 10 | 26 | 2 | 1 | 3 | 3 | 0 | 8 | 1 | 2 | 0 | 0 | 2 | 2 | 0 | 0 | 0 | 0 | 7-9 | |

+ Overtime

2016 GAME-BY-GAME REGULAR-SEASON STATISTICS (PACKERS)

| DATE | OPPONENT | P/S | TACKLES | | | | | | | INTERCEPTIONS | | | | O. FUMB | | | ST | | | MISC | | W/L | SCORE | | | | |
|-------|------------|-----|---------|---|---|-----|-----|-----|-----|---------------|----|-----|----|---------|----|----|----|----|-----|------|---|-----|-------|---|----|----|-------|
| | | | TK | S | A | SK | YDS | TFL | YDS | QBH | NO | YDS | LG | TD | PD | FF | FR | TD | YDS | TK | S | | | A | FF | FR | S |
| 09/11 | at Jaguars | S | 5 | 4 | 1 | 0.0 | 0.0 | 0 | 0 | 0 | 0 | 0 | 0 | 0 | 0 | 0 | 0 | 0 | 1 | 1 | 0 | 0 | 0 | 0 | 0 | W | 27-23 |
| 09/18 | at Vikings | S | 5 | 4 | 1 | 0.0 | 0.0 | 1 | 2 | 0 | 0 | 0 | 0 | 0 | 0 | 0 | 0 | 0 | 0 | 0 | 0 | 0 | 0 | 0 | 0 | L | 14-17 |
| 09/25 | Lions | S | 6 | 5 | 1 | 0.0 | 0.0 | 0 | 0 | 0 | 0 | 0 | 0 | 0 | 0 | 0 | 0 | 0 | 1 | 0 | 1 | 0 | 0 | 0 | 0 | W | 34-27 |
| 10/09 | Giants | S | 3 | 1 | 2 | 0.0 | 0.0 | 0 | 0 | 0 | 0 | 0 | 0 | 0 | 0 | 0 | 0 | 0 | 0 | 0 | 0 | 0 | 0 | 0 | 0 | W | 23-16 |
| 10/16 | Cowboys | P | 8 | 4 | 4 | 0.0 | 0.0 | 0 | 0 | 0 | 0 | 0 | 0 | 0 | 0 | 0 | 0 | 0 | 0 | 0 | 0 | 0 | 0 | 0 | 0 | L | 16-30 |
| 10/20 | Bears | S | 5 | 2 | 3 | 0.0 | 0.0 | 0 | 0 | 0 | 1 | 4 | 4 | 2 | 0 | 0 | 0 | 0 | 0 | 0 | 0 | 0 | 0 | 0 | 0 | W | 26-10 |
| 10/30 | at Falcons | S | 5 | 5 | 0 | 0.0 | 0.0 | 0 | 0 | | | | | | | | | | | | | | | | | | |

2019 GAME-BY-GAME POSTSEASON STATISTICS (PACKERS)

| DATE | OPPONENT | P/S | TACKLES | | | | | | | INTERCEPTIONS | | | | | O. FUMB | | | | ST | | | | MISC | | SCORE | | |
|--------------------|----------|------------|-----------|-----------|----------|------------|------------|----------|----------|---------------|----------|----------|----------|----------|----------|----------|----------|----------|----------|----------|----------|----------|----------|----------|------------|-------|-------|
| | | | TK | S | A | SK | YDS | TFL | YDS | QBH | NO | YDS | LG | TD | PD | FF | FR | TD | YDS | TK | S | A | FF | FR | | S | A |
| 01/12 | Seahawks | S | 10 | 7 | 3 | 0.0 | 0.0 | 0 | 0 | 0 | 0 | 0 | 0 | 0 | 0 | 0 | 0 | 0 | 0 | 0 | 0 | 0 | 0 | 0 | 0 | W | 28-23 |
| 01/19 | at 49ers | S | 9 | 6 | 3 | 0.0 | 0.0 | 0 | 0 | 0 | 0 | 0 | 0 | 0 | 0 | 0 | 0 | 0 | 0 | 0 | 0 | 0 | 0 | 0 | L | 20-37 | |
| 2019 TOTALS | | 2-2 | 19 | 13 | 6 | 0.0 | 0.0 | 0 | 0 | 0 | 0 | 0 | 0 | 0 | 0 | 0 | 0 | 0 | 0 | 0 | 0 | 0 | 0 | 0 | 1-1 | | |

2016 GAME-BY-GAME POSTSEASON STATISTICS (PACKERS)

| DATE | OPPONENT | P/S | TACKLES | | | | | | | INTERCEPTIONS | | | | | O. FUMB | | | | ST | | | | MISC | | SCORE | | |
|--------------------|------------|------------|----------|----------|----------|------------|------------|----------|----------|---------------|----------|----------|----------|----------|----------|----------|----------|----------|----------|----------|----------|----------|----------|----------|------------|---|-------|
| | | | TK | S | A | SK | YDS | TFL | YDS | QBH | NO | YDS | LG | TD | PD | FF | FR | TD | YDS | TK | S | A | FF | FR | | S | A |
| 01/08 | Giants | S | 2 | 1 | 1 | 0.0 | 0.0 | 0 | 0 | 0 | 0 | 0 | 0 | 0 | 0 | 0 | 0 | 0 | 1 | 1 | 0 | 0 | 0 | 0 | 0 | W | 38-13 |
| 01/15 | at Cowboys | P | 0 | 0 | 0 | 0.0 | 0.0 | 0 | 0 | 0 | 0 | 0 | 0 | 0 | 0 | 0 | 0 | 0 | 0 | 0 | 0 | 0 | 0 | 0 | 0 | W | 34-31 |
| 01/22 | at Falcons | P | 2 | 2 | 0 | 0.0 | 0.0 | 1 | 2 | 0 | 0 | 0 | 0 | 0 | 0 | 0 | 0 | 0 | 0 | 0 | 0 | 0 | 0 | 0 | 0 | L | 21-44 |
| 2016 TOTALS | | 3-1 | 4 | 3 | 1 | 0.0 | 0.0 | 1 | 2 | 0 | 0 | 0 | 0 | 0 | 0 | 0 | 0 | 1 | 1 | 0 | 0 | 0 | 0 | 0 | 2-1 | | |



65
OFFENSIVE TACKLE
DAN MOORE JR.

HEIGHT: 6-5
WEIGHT: 315
BORN: September 28, 1998
COLLEGE: Texas A&M

BIRTHPLACE: Beaumont, TX
HOW ACQUIRED: D4a '21
NFL EXPERIENCE: 3rd year

PRO CAREER

- ✦ Has started at left tackle in 33 games
- ✦ Became the first Steelers rookie to start at left tackle since the 1970 AFL-NFL merger
- ✦ Made NFL debut in Week 1 of 2021 (at Buffalo)
- ✦ Made NFL starting debut in Week 1 of 2021 (at Buffalo)

2022 (STEELERS)

- ✦ Started all 17 regular-season games at left tackle
- ✦ Blocked for RB Najee Harris to run for 1,000-plus yards for a second consecutive season, including a season-high 111 yards in Week 17 at Baltimore
- ✦ Saw significant improvement after the Bye Week, blocking for an average of 147 rushing yards per game and allowing the team to be held under 100 yards on the ground just once in Weeks 10 through 18
- ✦ Part of an offensive line that did not allow a sack in two games and just one sack in four games
- ✦ Played all 1,160 offensive snaps

2021 (STEELERS)

- ✦ Started 16 regular-season games at left tackle
- ✦ Blocked for 1,000-plus-yard rusher Najee Harris
- ✦ Was one of five rookie starters, marking the first time the Steelers started at least five rookies in a season opener since 1991
- ✦ Blocked for a 100-yard rusher three times (Week 5 vs. Denver; Week 10 vs. Detroit; Week 17 vs. Cleveland)
- ✦ Joined C Maurice Pouncey to become one of two offensive linemen in franchise history to start 16 games their rookie season

TRANSACTIONS

- ✦ Signed a four-year contract with Pittsburgh on May 18, 2021
- ✦ Drafted by the Steelers in the fourth round (128th overall) in the 2021 NFL Draft

COLLEGE

- ✦ Played in 44 games (37 starts) at Texas A&M (2017-20)
- ✦ Started the final 36 games of his collegiate career
- ✦ Named Second-Team All-SEC as a senior in 2020
- ✦ Started all 10 games and logged 691 snaps at left tackle
- ✦ Earned SEC Offensive Lineman of the Week honors for his performance against the Gamecocks
- ✦ Rolled over the Tigers defense for a season-high 313 yards rushing in the victory at Auburn
- ✦ Texas A&M offensive line was named a finalist for the Joe Moore Award

PERSONAL

- ✦ Coached by Kevin Flanigan at Beaumont West Brook Senior High School
- ✦ Rated a three-star recruit by PrepStar
- ✦ Named to the PrepStar All-Midlands Region Team
- ✦ Three-star prospect by Rivals
- ✦ Three-star by ESPN
- ✦ Rated the No. 73 offensive guard in the nation
- ✦ No. 150 in the state of Texas and No. 194 in the Midlands Region

DAN MOORE JR.'S NFL REGULAR SEASON STATISTICS

| DATE | TEAM | GP | GS |
|-------------------|----------|-----------|-----------|
| 2021 | Steelers | 16 | 16 |
| 2022 | Steelers | 17 | 17 |
| 2023 | Steelers | 16 | 16 |
| NFL TOTALS | | 49 | 49 |

DAN MOORE JR.'S NFL POSTSEASON STATISTICS

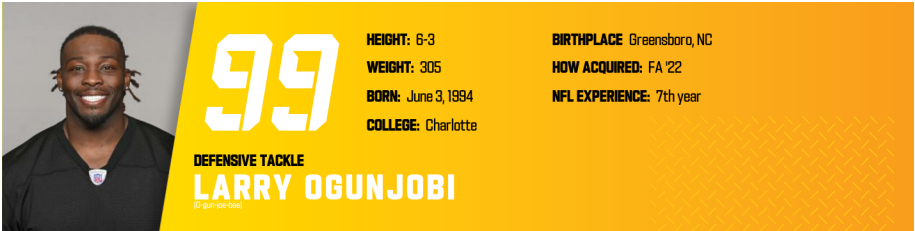
| DATE | TEAM | GP | GS |
|-------------------|----------|----------|----------|
| 2021 | Steelers | 1 | 1 |
| NFL TOTALS | | 1 | 1 |

2023 GAME-BY-GAME REGULAR-SEASON STATISTICS (STEELERS)

| DATE | OPPONENT | P/S | TACKLES | | | | | | | INTERCEPTIONS | | | | O. FUMB | | | | ST | | | | MISC | | W/L | SCORE | | | |
|--------------------|-------------|--------------|------------------|----------|----------|------------|------------|----------|----------|---------------|----------|----------|----------|----------|----------|----------|----------|----------|----------|----------|----------|----------|----------|----------|----------|-------------|-------|-------|
| | | | TK | S | A | SK | YDS | TFL | YDS | QBH | NO | YDS | LG | TD | PD | FF | FR | TD | YDS | TK | S | A | FF | | | FR | S | A |
| 09/10 | 49ers | S | 0 | 0 | 0 | 0.0 | 0.0 | 0 | 0 | 0 | 0 | 0 | 0 | 0 | 0 | 0 | 0 | 0 | 0 | 0 | 0 | 0 | 0 | 0 | 0 | L | 7-30 | |
| 09/18 | Browns | S | 0 | 0 | 0 | 0.0 | 0.0 | 0 | 0 | 0 | 0 | 0 | 0 | 0 | 0 | 0 | 0 | 0 | 0 | 0 | 0 | 0 | 0 | 0 | 0 | W | 26-22 | |
| 09/24 | at Raiders | S | 0 | 0 | 0 | 0.0 | 0.0 | 0 | 0 | 0 | 0 | 0 | 0 | 0 | 0 | 0 | 0 | 0 | 0 | 0 | 0 | 0 | 0 | 0 | 0 | W | 23-18 | |
| 10/01 | at Texans | S | 0 | 0 | 0 | 0.0 | 0.0 | 0 | 0 | 0 | 0 | 0 | 0 | 0 | 0 | 0 | 0 | 0 | 0 | 0 | 0 | 0 | 0 | 0 | 0 | L | 6-30 | |
| 10/08 | Ravens | | ON INACTIVE LIST | | | | | | | | | | | | | | | | | | | | | | | | W | 17-10 |
| 10/22 | at Rams | S | 0 | 0 | 0 | 0.0 | 0.0 | 0 | 0 | 0 | 0 | 0 | 0 | 0 | 0 | 0 | 0 | 0 | 0 | 0 | 0 | 0 | 0 | 0 | 0 | W | 24-17 | |
| 10/29 | Jaguars | S | 0 | 0 | 0 | 0.0 | 0.0 | 0 | 0 | 0 | 0 | 0 | 0 | 0 | 0 | 0 | 0 | 0 | 0 | 0 | 0 | 0 | 0 | 0 | 0 | L | 10-20 | |
| 11/02 | Titans | S | 0 | 0 | 0 | 0.0 | 0.0 | 0 | 0 | 0 | 0 | 0 | 0 | 0 | 0 | 0 | 0 | 0 | 0 | 0 | 0 | 0 | 0 | 0 | 0 | W | 20-16 | |
| 11/12 | Packers | S | 0 | 0 | 0 | 0.0 | 0.0 | 0 | 0 | 0 | 0 | 0 | 0 | 0 | 0 | 0 | 0 | 0 | 0 | 0 | 0 | 0 | 0 | 0 | 0 | W | 23-19 | |
| 11/19 | at Browns | S | 0 | 0 | 0 | 0.0 | 0.0 | 0 | 0 | 0 | 0 | 0 | 0 | 0 | 0 | 0 | 0 | 0 | 0 | 0 | 0 | 0 | 0 | 0 | 0 | L | 10-13 | |
| 11/26 | at Bengals | S | 0 | 0 | 0 | 0.0 | 0.0 | 0 | 0 | 0 | 0 | 0 | 0 | 0 | 0 | 0 | 0 | 0 | 0 | 0 | 0 | 0 | 0 | 0 | 0 | W | 16-10 | |
| 12/03 | Cardinals | S | 0 | 0 | 0 | 0.0 | 0.0 | 0 | 0 | 0 | 0 | 0 | 0 | 0 | 0 | 0 | 0 | 0 | 0 | 0 | 0 | 0 | 0 | 0 | 0 | L | 10-24 | |
| 12/07 | Patriots | S | 0 | 0 | 0 | 0.0 | 0.0 | 0 | 0 | 0 | 0 | 0 | 0 | 0 | 0 | 0 | 0 | 0 | 0 | 0 | 0 | 0 | 0 | 0 | 0 | L | 18-21 | |
| 12/16 | at Colts | S | 0 | 0 | 0 | 0.0 | 0.0 | 0 | 0 | 0 | 0 | 0 | 0 | 0 | 0 | 0 | 0 | 0 | 0 | 0 | 0 | 0 | 0 | 0 | 0 | L | 13-30 | |
| 12/23 | Bengals | S | 0 | 0 | 0 | 0.0 | 0.0 | 0 | 0 | 0 | 0 | 0 | 0 | 0 | 0 | 0 | 0 | 0 | 0 | 0 | 0 | 0 | 0 | 0 | 0 | W | 34-11 | |
| 12/31 | at Seahawks | S | 0 | 0 | 0 | 0.0 | 0.0 | 0 | 0 | 0 | 0 | 0 | 0 | 0 | 0 | 0 | 0 | 0 | 0 | 0 | 0 | 0 | 0 | 0 | 0 | W | 30-23 | |
| 01/06 | at Ravens | S | 0 | 0 | 0 | 0.0 | 0.0 | 0 | 0 | 0 | 0 | 0 | 0 | 0 | 0 | 1 | 0 | 0 | 0 | 0 | 0 | 0 | 0 | 0 | 0 | W | 17-10 | |
| 2023 TOTALS | | 16-16 | 0 | 0 | 0 | 0.0 | 0.0 | 0 | 0 | 0 | 0 | 0 | 0 | 0 | 0 | 1 | 0 | 0 | 0 | 0 | 0 | 0 | 0 | 0 | 0 | 10-7 | | |

2023 GAME-BY-GAME REGULAR-SEASON STATISTICS (STEELERS)

| DATE | OPPONENT | P/S | W/L | SCORE |
|--------------------|-------------|--------------|-------------|-------|
| 09/10 | 49ers | S | L | 7-30 |
| 09/18 | Browns | S | W | 26-22 |
| 09/24 | at Raiders | S | W | 23-18 |
| 10/01 | at Texans | S | L | 6-30 |
| 10/08 | Ravens | | W | 17-10 |
| 10/22 | at Rams | S | W | 24-17 |
| 10/29 | Jaguars | S | L | 10-20 |
| 11/02 | Titans | S | W | 20-16 |
| 11/12 | Packers | S | W | 23-19 |
| 11/19 | at Browns | S | L | 10-13 |
| 11/26 | at Bengals | S | W | 16-10 |
| 12/03 | Cardinals | S | L | 10-24 |
| 12/07 | Patriots | S | L | 18-21 |
| 12/16 | at Colts | S | L | 13-30 |
| 12/23 | Bengals | S | W | 34-11 |
| 12/31 | at Seahawks | S | W | 30-23 |
| 01/06 | at Ravens | S | W | 17-10 |
| 2023 TOTALS | | 16-16 | 10-7 | |



99

DEFENSIVE TACKLE
LARRY OGUNJOBI
(175/200)

HEIGHT: 6-3
WEIGHT: 305
BORN: June 3, 1994
COLLEGE: Charlotte

BIRTHPLACE: Greensboro, NC
HOW ACQUIRED: FA '22
NFL EXPERIENCE: 7th year

PRO CAREER

- ✦ Has played in 92 games (79 starts) over his six-year NFL career (Cleveland, 2017-20; Cincinnati, 2021; Pittsburgh, 2022)
- ✦ Has registered 277 tackles (162 solo), 64 quarterback hits, 48 tackles for loss, 23.0 sacks, one pass defended and two forced fumbles
- ✦ Made NFL debut in Week 1 of 2017 (vs. Pittsburgh)
- ✦ Made NFL starting debut in Week 14 of 2017 (vs. Green Bay)
- ✦ A familiar face after spending his first five NFL seasons with the Browns (2017-20) and Bengals (2021), Ogunjobi joined Pittsburgh in June of 2022 as a free agent

2022 (STEELERS)

- ✦ Played in and started 16 games
- ✦ Registered 48 tackles (25 solo), 11 quarterback hits, seven passes defended and 1.5 sacks
- ✦ Recorded sacks against his former team, the Cleveland Browns, in Weeks 3 (0.5) and 18 (1.0)
- ✦ Was inactive for Week 8 at Philadelphia due to injury
- ✦ Had five tackles (three solo), two tackles for loss and a quarterback hit in Week 15 at Carolina

2021 (BENGALS)

- ✦ Played and started 16 regular-season games for Cincinnati
- ✦ Totaled 49 tackles (29 solo), 12 tackles for loss, a career-high 7.0 sacks and 16 quarterback hits
- ✦ Registered sacks against Minnesota (Week 1), N.Y. Jets (Week 8), L.A. Chargers (Week 13) and San Francisco (Week 14)
- ✦ Recorded multi-sack games (1.5) against Baltimore (Week 7) and Denver (Week 15)
- ✦ Started one of Cincinnati's playoff games (Wild Card)
- ✦ Had a fumble recovery after Trey Hendrickson's strip-sack of Raiders QB Derek Carr to set up a field goal during the Bengals' playoff win against Las Vegas
- ✦ Missed the remainder of the playoffs with a foot injury

2020 (BROWNS)

- ✦ Played and started 15 regular-season games for Cleveland
- ✦ Totaled 46 tackles (23 solo), six quarterback hits, five tackles for loss, 2.5 sacks and a forced fumble
- ✦ Forced the second fumble of his career in Week 1 at Baltimore
- ✦ Recorded only full sack of the season in Week 13 at Tennessee with a seven-yard takedown of QB Ryan Tannehill in the third quarter
- ✦ Started both of Cleveland's playoff games and totaled four tackles

2019 (BROWNS)

- ✦ Played and started 15 regular-season games for Cleveland
- ✦ Missed one game (Week 12 vs. Miami) while on Reserve/Suspended by Commissioner list
- ✦ Registered 50 tackles, 5.5 sacks, 13 quarterback hits, 10 tackles for loss and one pass defended
- ✦ Set a career-high in single-game tackles with nine in Week 14 vs. Cincinnati and added on three quarterback hits

2018 (BROWNS)

- ✦ Started all 16 regular-season games for Cleveland
- ✦ Registered a career-high 52 tackles (33 solo), 16 quarterback hits, 10 tackles for loss, 5.5 sacks and a forced fumble
- ✦ Opened the season with seven tackles, 1.0 sack, one quarterback hit and one tackle for loss vs. Pittsburgh
- ✦ Recorded first-career multi-sack game in Week 2 at New Orleans with two third-down takedowns of QB Drew Brees
- ✦ Had a season-high eight tackles, including two for loss, in Week 3 vs. N.Y. Jets
- ✦ Forced his first fumble in Week 17 at Baltimore

2017 (BROWNS)

- ✦ Played in 14 regular-season games (one start) as a rookie for Cleveland
- ✦ Registered 32 tackles (17 solo), 1.0 sack, four tackles for loss and three quarterback hits
- ✦ Made NFL debut in season opener vs. Pittsburgh and recorded four tackles
- ✦ Inactive for Week 8 vs. Minnesota and Week 10 at Detroit (groin)
- ✦ Recorded a season-high five tackles in his return from injury in Week 11 vs. Jacksonville
- ✦ Notched first career sack in Week 16 at Chicago, taking down QB Mitch Trubisky for a seven-yard loss

TRANSACTIONS

- ✦ Signed a three-year contract with Pittsburgh on March 14, 2023
- ✦ Signed a one-year contract with Pittsburgh on June 21, 2022
- ✦ Signed a one-year contract with Cincinnati on March 19, 2021
- ✦ Signed a four-year contract with Cleveland on May 18, 2017
- ✦ Drafted by the Browns in the third round (65th overall) of the 2017 NFL Draft

COLLEGE

- Spent five seasons (2012-16) at the University of North Carolina Charlotte, with a redshirt year in 2012
- Was part of Charlotte's first-ever recruiting class; the 49ers did not have a football season during his redshirt year in 2012, as the program's inaugural football season was in 2013
- First player ever drafted into the NFL from Charlotte's football program
- Finished college career with 217 tackles, including 49 for loss, and 13.0 sacks

PERSONAL

- Hometown is Greensboro, N.C.
- Attended Ragsdale H.S. in Jamestown, N.C.
- Has gained notoriety for how he got into football — he says he started playing as a 350-pound sophomore in high school because his mother took away his X-box, and then went on to lose roughly 100 pounds before his junior season and eventually earned multiple scholarship offers
- His parents, Larry and Mercy Ogunjobi, immigrated to the United States from Nigeria
- Taught himself to play the piano
- Double-major at Charlotte — computer science and biology
- Last name is pronounced "O-gunn-JO-bee"

COMMUNITY

- NFL Waterboys - Unites professional athletes and fans in support of a single shared cause: providing clean, accessible drinking water to communities in need.
- In March 2020, donated 100,00 meals to Greater Cleveland Food Bank
- 2018 and 2019 hosted Christmas shopping for youth
- Participated in Thanksgiving drives
- Lighthouse Youth Services - System of care for 0-24 to guide and trace progress over time (mental health service, youth housing, emergency shelter, community juvenile justice services, residential treatment and foster care and adoption)
- Freestore Foodbank - Provides meals to hungry children and families
- Hosts a youth football camp at former school Ragsdale High School
- Children's Camp in Guam in 2018 and 2020 with Zach Banner

REGULAR SEASON COMPARISON: DEFENSIVE - BUFFALO BILLS

| DATE | OPP | W/L | GP/GS | TACKLES | | | | | SACK | YDS. | INT | TFL | PD | QBH | TD | MISC | | |
|---------------|-------------|-----|-------|---------|------|------|----|-----|------|------|-----|-----|----|-----|----|------|----|----|
| | | | | TOT | SOLO | ASST | FF | FR | | | | | | | | FF | FR | FR |
| 11/10/19 | CLV vs. BUF | W | S | 2 | 1 | 1 | 0 | 0.0 | 0.0 | 0 | 0 | 0 | 0 | 1 | 0 | 0 | 0 | 0 |
| 10/9/22 | PIT @ BUF | L | S | 0 | 0 | 0 | 0 | 0.0 | 0.0 | 0 | 0 | 0 | 0 | 0 | 0 | 0 | 0 | 0 |
| TOTALS | | 1/1 | 2/2 | 2 | 1 | 1 | 1 | 0.0 | 0.0 | 0 | 0 | 0 | 0 | 1 | 0 | 0 | 0 | 0 |

LARRY OGUNJOBI'S NFL REGULAR SEASON DEFENSIVE STATISTICS

| DATE | TEAM | GP | GS | TACKLES | | | | | YDS | QBH | INTERCEPTIONS | | | | O. FUMB | | | ST | | | MISC | | | | | | |
|-------------------|----------|------------|-----------|------------|------------|------------|-----------|------------|-------------|--------------|---------------|----------|----------|----------|----------|----------|----------|----------|----------|----------|----------|----------|----------|----------|----------|----------|----------|
| | | | | TK | S | A | TFL | YDS | | | SK | NO | YDS | LG | TD | PD | FF | FR | TD | YDS | TK | S | A | FF | FR | S | A |
| 2017 | Browns | 14 | 1 | 32 | 17 | 15 | 4 | 21 | 1.0 | 7.0 | 3 | 0 | 0 | 0 | 0 | 0 | 0 | 0 | 0 | 0 | 0 | 0 | 0 | 0 | 0 | 0 | 0 |
| 2018 | Browns | 16 | 16 | 52 | 33 | 19 | 10 | 53 | 5.5 | 51.5 | 15 | 0 | 0 | 0 | 0 | 1 | 0 | 0 | 0 | 0 | 0 | 0 | 0 | 0 | 0 | 0 | 0 |
| 2019 | Browns | 15 | 15 | 50 | 35 | 15 | 10 | 55 | 5.5 | 40.0 | 13 | 0 | 0 | 0 | 1 | 0 | 0 | 0 | 0 | 0 | 0 | 0 | 0 | 0 | 0 | 0 | 0 |
| 2020 | Browns | 15 | 15 | 46 | 23 | 23 | 5 | 15 | 2.5 | 18.0 | 6 | 0 | 0 | 0 | 0 | 1 | 0 | 0 | 0 | 0 | 0 | 0 | 0 | 0 | 0 | 0 | 0 |
| 2021 | Bengals | 16 | 16 | 49 | 29 | 20 | 12 | 55 | 7.0 | 51.5 | 16 | 0 | 0 | 0 | 0 | 0 | 0 | 0 | 0 | 0 | 0 | 0 | 0 | 0 | 0 | 0 | 0 |
| 2022 | Steelers | 16 | 16 | 48 | 25 | 23 | 7 | 14 | 1.5 | 10.0 | 11 | 0 | 0 | 0 | 0 | 0 | 0 | 0 | 0 | 0 | 0 | 0 | 0 | 0 | 0 | 0 | 0 |
| 2023 | Steelers | 17 | 17 | 43 | 21 | 22 | 3 | 16 | 3.0 | 16.0 | 8 | 0 | 0 | 0 | 2 | 1 | 2 | 0 | 0 | 0 | 0 | 0 | 0 | 0 | 0 | 0 | 0 |
| NFL TOTALS | | 109 | 96 | 320 | 183 | 137 | 51 | 229 | 26.0 | 194.0 | 72 | 0 | 0 | 0 | 3 | 3 | 2 | 0 | 0 | 0 | 0 | 0 | 0 | 0 | 0 | 0 | 0 |

LARRY OGUNJOBI'S NFL POSTSEASON DEFENSIVE STATISTICS

| DATE | TEAM | GP | GS | TACKLES | | | | | YDS | QBH | INTERCEPTIONS | | | | O. FUMB | | | ST | | | MISC | | | | | | |
|-------------------|---------|----------|----------|----------|----------|----------|----------|----------|------------|------------|---------------|----------|----------|----------|----------|----------|----------|-----------|----------|----------|----------|----------|----------|----------|----------|----------|----------|
| | | | | TK | S | A | TFL | YDS | | | SK | NO | YDS | LG | TD | PD | FF | FR | TD | YDS | TK | S | A | FF | FR | S | A |
| 2020 | Browns | 2 | 2 | 4 | 1 | 3 | 0 | 0 | 0.0 | 0.0 | 0 | 0 | 0 | 0 | 0 | 0 | 0 | 0 | 0 | 0 | 0 | 0 | 0 | 0 | 0 | 0 | 0 |
| 2021 | Bengals | 1 | 1 | 0 | 0 | 0 | 0 | 0.0 | 0.0 | 0 | 0 | 0 | 0 | 0 | 0 | 1 | 0 | 11 | 0 | 0 | 0 | 0 | 0 | 0 | 0 | 0 | 0 |
| NFL TOTALS | | 3 | 3 | 4 | 1 | 3 | 0 | 0 | 0.0 | 0.0 | 0 | 0 | 0 | 0 | 0 | 1 | 0 | 11 | 0 | 0 | 0 | 0 | 0 | 0 | 0 | 0 | 0 |

SINGLE-GAME HIGHS: DEFENSIVE

- Total Tackles: 9 vs. Cincinnati Bengals, Dec 08, 2019
- Solo Tackles: 5 at Baltimore Ravens, Oct 24, 2021
- Sacks: 2.0 at New Orleans Saints, Sep 16, 2018
- Passes Defensed: 1 vs. Arizona Cardinals, Dec 03, 2023
- Forced Fumbles: 1 at Baltimore Ravens, Sep 13, 2020
- Fumble Recoveries: 1 vs. Cleveland Browns, Sep 18, 2023
- Tackles For Loss: 2 at Carolina Panthers, Dec 18, 2022
- ...1 more at 1.5.
- ...1 more at 1.
- ...8 more at 2.

SINGLE-GAME HIGHS - POSTSEASON: DEFENSIVE

- Total Tackles: 3 at Pittsburgh Steelers, Jan 10, 2021
- Solo Tackles: 1 at Kansas City Chiefs, Jan 17, 2021
- Fumble Recoveries: 1 vs. Las Vegas Raiders, Jan 15, 2022
- Longest Opp Fumble Return: 11 vs. Las Vegas Raiders, Jan 15, 2022

2023 GAME-BY-GAME REGULAR-SEASON STATISTICS (STEELERS)

| DATE | OPPONENT | P/S | TACKLES | | | | | | | INTERCEPTIONS | | | | O. FUMB | | | ST | | | MISC | | W/L | SCORE | | | | |
|--------------------|-------------|-----|--------------|-----------|-----------|-----------|------------|-------------|----------|---------------|----------|----------|----------|----------|----------|----------|----------|----------|----------|----------|----------|----------|----------|----------|----------|----------|-------------|
| | | | TK | S | A | SK | YDS | TFL | YDS | QBH | NO | YDS | LG | TD | PD | FF | FR | TD | YDS | TK | S | | | A | FF | FR | S |
| 09/10 | 49ers | S | 2 | 2 | 0 | 0.0 | 0.0 | 0 | 0 | 0 | 0 | 0 | 0 | 0 | 0 | 0 | 0 | 0 | 0 | 0 | 0 | 0 | 0 | 0 | 0 | L | 7-30 |
| 09/18 | Browns | S | 4 | 3 | 1 | 1.0 | 7.0 | 1 | 7 | 2 | 0 | 0 | 0 | 0 | 0 | 1 | 0 | 0 | 0 | 0 | 0 | 0 | 0 | 0 | 0 | W | 26-22 |
| 09/24 | at Raiders | S | 1 | 0 | 1 | 0.0 | 0.0 | 0 | 0 | 0 | 0 | 0 | 0 | 0 | 0 | 0 | 0 | 0 | 0 | 0 | 0 | 0 | 0 | 0 | 0 | W | 23-18 |
| 10/01 | at Texans | S | 4 | 2 | 2 | 0.0 | 0.0 | 0 | 0 | 0 | 0 | 0 | 0 | 0 | 0 | 0 | 0 | 0 | 0 | 0 | 0 | 0 | 0 | 0 | 0 | L | 6-30 |
| 10/08 | Ravens | S | 1 | 1 | 0 | 0.0 | 0.0 | 0 | 0 | 0 | 0 | 0 | 0 | 0 | 1 | 0 | 0 | 0 | 0 | 0 | 0 | 0 | 0 | 0 | 0 | W | 17-10 |
| 10/22 | at Rams | S | 4 | 2 | 2 | 1.0 | 6.0 | 1 | 6 | 1 | 0 | 0 | 0 | 0 | 0 | 0 | 0 | 0 | 0 | 0 | 0 | 0 | 0 | 0 | 0 | W | 24-17 |
| 10/29 | Jaguars | S | 5 | 3 | 2 | 0.0 | 0.0 | 0 | 0 | 0 | 0 | 0 | 0 | 0 | 0 | 0 | 0 | 0 | 0 | 0 | 0 | 0 | 0 | 0 | 0 | L | 10-20 |
| 11/02 | Titans | S | 5 | 3 | 2 | 0.0 | 0.0 | 0 | 0 | 1 | 0 | 0 | 0 | 0 | 0 | 0 | 0 | 0 | 0 | 0 | 0 | 0 | 0 | 0 | 0 | W | 20-16 |
| 11/12 | Packers | S | 1 | 0 | 1 | 0.0 | 0.0 | 0 | 0 | 0 | 0 | 0 | 0 | 0 | 0 | 0 | 0 | 0 | 0 | 0 | 0 | 0 | 0 | 0 | 0 | W | 23-19 |
| 11/19 | at Browns | S | 1 | 0 | 1 | 0.0 | 0.0 | 0 | 0 | 1 | 0 | 0 | 0 | 0 | 0 | 0 | 0 | 0 | 0 | 0 | 0 | 0 | 0 | 0 | 0 | L | 10-13 |
| 11/26 | at Bengals | S | 0 | 0 | 0 | 0.0 | 0.0 | 0 | 0 | 1 | 0 | 0 | 0 | 0 | 1 | 0 | 0 | 0 | 0 | 0 | 0 | 0 | 0 | 0 | 0 | W | 16-10 |
| 12/03 | Cardinals | S | 3 | 0 | 3 | 0.0 | 0.0 | 0 | 0 | 0 | 0 | 0 | 0 | 1 | 0 | 0 | 0 | 0 | 0 | 0 | 0 | 0 | 0 | 0 | 0 | L | 10-24 |
| 12/07 | Patriots | S | 2 | 0 | 2 | 0.0 | 0.0 | 0 | 0 | 0 | 0 | 0 | 0 | 0 | 0 | 0 | 0 | 0 | 0 | 0 | 0 | 0 | 0 | 0 | 0 | L | 18-21 |
| 12/16 | at Colts | S | 4 | 2 | 2 | 1.0 | 3.0 | 1 | 3 | 1 | 0 | 0 | 0 | 0 | 0 | 0 | 0 | 0 | 0 | 0 | 0 | 0 | 0 | 0 | 0 | L | 13-30 |
| 12/23 | Bengals | S | 2 | 1 | 1 | 0.0 | 0.0 | 0 | 0 | 0 | 0 | 0 | 0 | 0 | 0 | 0 | 0 | 0 | 0 | 0 | 0 | 0 | 0 | 0 | 0 | W | 34-11 |
| 12/31 | at Seahawks | S | 3 | 1 | 2 | 0.0 | 0.0 | 0 | 0 | 1 | 0 | 0 | 0 | 0 | 0 | 0 | 0 | 0 | 0 | 0 | 0 | 0 | 0 | 0 | 0 | W | 30-23 |
| 01/06 | at Ravens | S | 1 | 1 | 0 | 0.0 | 0.0 | 0 | 0 | 0 | 0 | 0 | 0 | 0 | 1 | 0 | 0 | 0 | 0 | 0 | 0 | 0 | 0 | 0 | 0 | W | 17-10 |
| 2023 TOTALS | | | 17-17 | 43 | 21 | 22 | 3.0 | 16.0 | 3 | 16 | 8 | 0 | 0 | 0 | 0 | 2 | 1 | 2 | 0 | 0 | 0 | 0 | 0 | 0 | 0 | 0 | 10-7 |

2022 GAME-BY-GAME REGULAR-SEASON STATISTICS (STEELERS)

| DATE | OPPONENT | P/S | TACKLES | | | | | | | INTERCEPTIONS | | | | O. FUMB | | | ST | | | MISC | | W/L | SCORE | | | | |
|--------------------|-------------|-----|--------------|-----------|-----------|-----------|------------|-------------|----------|---------------|-----------|----------|----------|----------|----------|----------|----------|----------|----------|----------|----------|----------|----------|----------|----------|------------|--------|
| | | | TK | S | A | SK | YDS | TFL | YDS | QBH | NO | YDS | LG | TD | PD | FF | FR | TD | YDS | TK | S | | | A | FF | FR | S |
| 09/11 | at Bengals | S | 4 | 3 | 1 | 0.0 | 0.0 | 1 | 0 | 1 | 0 | 0 | 0 | 0 | 0 | 0 | 0 | 0 | 0 | 0 | 0 | 0 | 0 | 0 | 0 | W | 23-20+ |
| 09/18 | Patriots | S | 3 | 0 | 3 | 0.0 | 0.0 | 0 | 0 | 0 | 0 | 0 | 0 | 0 | 0 | 0 | 0 | 0 | 0 | 0 | 0 | 0 | 0 | 0 | 0 | L | 14-17 |
| 09/22 | at Browns | S | 2 | 0 | 2 | 0.5 | 4.0 | 0 | 0 | 2 | 0 | 0 | 0 | 0 | 0 | 0 | 0 | 0 | 0 | 0 | 0 | 0 | 0 | 0 | 0 | L | 17-29 |
| 10/02 | Jets | S | 3 | 1 | 2 | 0.0 | 0.0 | 0 | 0 | 2 | 0 | 0 | 0 | 0 | 0 | 0 | 0 | 0 | 0 | 0 | 0 | 0 | 0 | 0 | 0 | L | 20-24 |
| 10/09 | at Bills | S | 0 | 0 | 0 | 0.0 | 0.0 | 0 | 0 | 0 | 0 | 0 | 0 | 0 | 0 | 0 | 0 | 0 | 0 | 0 | 0 | 0 | 0 | 0 | 0 | L | 3-38 |
| 10/16 | Buccaneers | S | 4 | 3 | 1 | 0.0 | 0.0 | 1 | 0 | 2 | 0 | 0 | 0 | 0 | 0 | 0 | 0 | 0 | 0 | 0 | 0 | 0 | 0 | 0 | 0 | W | 20-18 |
| 10/23 | at Dolphins | S | 3 | 2 | 1 | 0.0 | 0.0 | 0 | 0 | 0 | 0 | 0 | 0 | 0 | 0 | 0 | 0 | 0 | 0 | 0 | 0 | 0 | 0 | 0 | 0 | L | 10-16 |
| 10/30 | at Eagles | | | | | | | | | | | | | | | | | | | | | | | | | L | 13-35 |
| 11/13 | Saints | S | 3 | 1 | 2 | 0.0 | 0.0 | 0 | 0 | 0 | 0 | 0 | 0 | 0 | 0 | 0 | 0 | 0 | 0 | 0 | 0 | 0 | 0 | 0 | 0 | W | 20-10 |
| 11/20 | Bengals | S | 1 | 0 | 1 | 0.0 | 0.0 | 0 | 0 | 1 | 0 | 0 | 0 | 0 | 0 | 0 | 0 | 0 | 0 | 0 | 0 | 0 | 0 | 0 | 0 | L | 30-37 |
| 11/28 | at Colts | S | 5 | 3 | 2 | 0.0 | 0.0 | 0 | 0 | 0 | 0 | 0 | 0 | 0 | 0 | 0 | 0 | 0 | 0 | 0 | 0 | 0 | 0 | 0 | 0 | W | 24-17 |
| 12/04 | at Falcons | S | 4 | 4 | 0 | 0.0 | 0.0 | 1 | 3 | 0 | 0 | 0 | 0 | 0 | 0 | 0 | 0 | 0 | 0 | 0 | 0 | 0 | 0 | 0 | 0 | W | 19-16 |
| 12/11 | Ravens | S | 2 | 0 | 2 | 0.0 | 0.0 | 0 | 0 | 0 | 0 | 0 | 0 | 0 | 0 | 0 | 0 | 0 | 0 | 0 | 0 | 0 | 0 | 0 | 0 | L | 14-16 |
| 12/18 | at Panthers | S | 5 | 3 | 2 | 0.0 | 0.0 | 2 | 2 | 1 | 0 | 0 | 0 | 0 | 0 | 0 | 0 | 0 | 0 | 0 | 0 | 0 | 0 | 0 | 0 | W | 24-16 |
| 12/24 | Raiders | S | 4 | 3 | 1 | 0.0 | 0.0 | 1 | 3 | 1 | 0 | 0 | 0 | 0 | 0 | 0 | 0 | 0 | 0 | 0 | 0 | 0 | 0 | 0 | 0 | W | 13-10 |
| 01/01 | at Ravens | S | 2 | 1 | 1 | 0.0 | 0.0 | 0 | 0 | 0 | 0 | 0 | 0 | 0 | 0 | 0 | 0 | 0 | 0 | 0 | 0 | 0 | 0 | 0 | 0 | W | 16-13 |
| 01/08 | Browns | S | 3 | 1 | 2 | 1.0 | 6.0 | 1 | 6 | 1 | 0 | 0 | 0 | 0 | 0 | 0 | 0 | 0 | 0 | 0 | 0 | 0 | 0 | 0 | 0 | W | 28-14 |
| 2022 TOTALS | | | 16-16 | 48 | 25 | 23 | 1.5 | 10.0 | 7 | 14 | 11 | 0 | 0 | 0 | 0 | 0 | 0 | 0 | 0 | 0 | 0 | 0 | 0 | 0 | 0 | 9-8 | |

+ - Overtime

2021 GAME-BY-GAME REGULAR-SEASON STATISTICS (BENGALS)

| DATE | OPPONENT | P/S | TACKLES | | | | | | | INTERCEPTIONS | | | | O. FUMB | | | ST | | | MISC | | W/L | SCORE | | | | |
|--------------------|-------------|-----|--------------|-----------|-----------|-----------|------------|-------------|-----------|---------------|-----------|----------|----------|----------|----------|----------|----------|----------|----------|----------|----------|----------|----------|----------|----------|-------------|--------|
| | | | TK | S | A | SK | YDS | TFL | YDS | QBH | NO | YDS | LG | TD | PD | FF | FR | TD | YDS | TK | S | | | A | FF | FR | S |
| 09/12 | Vikings | S | 6 | 4 | 2 | 1.0 | 9.0 | 2 | 12 | 1 | 0 | 0 | 0 | 0 | 0 | 0 | 0 | 0 | 0 | 0 | 0 | 0 | 0 | 0 | 0 | W | 27-24+ |
| 09/19 | at Bears | S | 4 | 1 | 3 | 0.0 | 0.0 | 1 | 5 | 0 | 0 | 0 | 0 | 0 | 0 | 0 | 0 | 0 | 0 | 0 | 0 | 0 | 0 | 0 | 0 | L | 17-20 |
| 09/26 | at Steelers | S | 3 | 2 | 1 | 0.0 | 0.0 | 1 | 0 | 0 | 0 | 0 | 0 | 0 | 0 | 0 | 0 | 0 | 0 | 0 | 0 | 0 | 0 | 0 | 0 | W | 24-10 |
| 09/30 | Jaguars | S | 3 | 2 | 1 | 0.0 | 0.0 | 0 | 0 | 0 | 0 | 0 | 0 | 0 | 0 | 0 | 0 | 0 | 0 | 0 | 0 | 0 | 0 | 0 | 0 | W | 24-21 |
| 10/10 | Packers | S | 0 | 0 | 0 | 0.0 | 0.0 | 0 | 0 | 0 | 0 | 0 | 0 | 0 | 0 | 0 | 0 | 0 | 0 | 0 | 0 | 0 | 0 | 0 | 0 | L | 22-25+ |
| 10/17 | at Lions | S | 3 | 2 | 1 | 0.0 | 0.0 | 0 | 0 | 0 | 0 | 0 | 0 | 0 | 0 | 0 | 0 | 0 | 0 | 0 | 0 | 0 | 0 | 0 | 0 | W | 34-11 |
| 10/24 | at Ravens | S | 6 | 5 | 1 | 1.5 | 5.5 | 2 | 5 | 2 | 0 | 0 | 0 | 0 | 0 | 0 | 0 | 0 | 0 | 0 | 0 | 0 | 0 | 0 | 0 | W | 41-17 |
| 10/31 | at Jets | S | 5 | 3 | 2 | 1.0 | 5.0 | 1 | 5 | 2 | 0 | 0 | 0 | 0 | 0 | 0 | 0 | 0 | 0 | 0 | 0 | 0 | 0 | 0 | 0 | L | 31-34 |
| 11/07 | Browns | S | 2 | 1 | 1 | 0.0 | 0.0 | 0 | 0 | 0 | 0 | 0 | 0 | 0 | 0 | 0 | 0 | 0 | 0 | 0 | 0 | 0 | 0 | 0 | 0 | L | 16-41 |
| 11/21 | at Raiders | S | 2 | 0 | 2 | 0.0 | 0.0 | 0 | 0 | 1 | 0 | 0 | 0 | 0 | 0 | 0 | 0 | 0 | 0 | 0 | 0 | 0 | 0 | 0 | 0 | W | 32-13 |
| 11/28 | Steelers | S | 1 | 1 | 0 | 0.0 | 0.0 | 0 | 0 | 1 | 0 | 0 | 0 | 0 | 0 | 0 | 0 | 0 | 0 | 0 | 0 | 0 | 0 | 0 | 0 | W | 41-10 |
| 12/05 | Chargers | S | 2 | 1 | 1 | 1.0 | 9.0 | 1 | 9 | 2 | 0 | 0 | 0 | 0 | 0 | 0 | 0 | 0 | 0 | 0 | 0 | 0 | 0 | 0 | 0 | L | 22-41 |
| 12/12 | 49ers | S | 4 | 3 | 1 | 1.0 | 9.0 | 2 | 10 | 1 | 0 | 0 | 0 | 0 | 0 | 0 | 0 | 0 | 0 | 0 | 0 | 0 | 0 | 0 | 0 | L | 23-26+ |
| 12/19 | at Broncos | S | 4 | 1 | 3 | 1.5 | 14.0 | 1 | 9 | 3 | 0 | 0 | 0 | 0 | 0 | 0 | 0 | 0 | 0 | 0 | 0 | 0 | 0 | 0 | 0 | W | 15-10 |
| 12/26 | Ravens | S | 0 | 0 | 0 | 0.0 | 0.0 | 0 | 0 | 1 | 0 | 0 | 0 | 0 | 0 | 0 | 0 | 0 | 0 | 0 | 0 | 0 | 0 | 0 | 0 | W | 41-21 |
| 01/02 | Chiefs | S | 4 | 3 | 1 | 0.0 | 0.0 | 1 | 0 | 2 | 0 | 0 | 0 | 0 | 0 | 0 | 0 | 0 | 0 | 0 | 0 | 0 | 0 | 0 | 0 | W | 34-31 |
| 01/09 | at Browns | | | | | | | | | | | | | | | | | | | | | | | | | L | 16-21 |
| 2021 TOTALS | | | 16-16 | 49 | 29 | 20 | 7.0 | 51.5 | 12 | 55 | 16 | 0 | 0 | 0 | 0 | 0 | 0 | 0 | 0 | 0 | 0 | 0 | 0 | 0 | 0 | 10-7 | |

+ - Overtime

2020 GAME-BY-GAME REGULAR-SEASON STATISTICS (BROWNS)

| DATE | OPPONENT | P/S | TACKLES | | | | | | | INTERCEPTIONS | | | | O. FUMB | | | ST | | | | MISC | | W/L | SCORE | | | |
|-------------|---------------|-------|----------|----|----|-----|------|-----|-----|---------------|----|-----|----|---------|----|----|----|----|-----|----|------|---|-----|-------|----|------|-------|
| | | | TK | S | A | SK | YDS | TFL | YDS | QBH | NO | YDS | LG | TD | PD | FF | FR | TD | YDS | TK | S | A | | | FF | FR | S |
| 09/13 | at Ravens | S | 3 | 3 | 0 | 0.0 | 0.0 | 1 | 2 | 0 | 0 | 0 | 0 | 0 | 1 | 0 | 0 | 0 | 0 | 0 | 0 | 0 | 0 | 0 | 0 | L | 6-38 |
| 09/17 | Bengals | S | 1 | 0 | 1 | 0.0 | 0.0 | 0 | 0 | 0 | 0 | 0 | 0 | 0 | 0 | 0 | 0 | 0 | 0 | 0 | 0 | 0 | 0 | 0 | 0 | W | 35-30 |
| 09/27 | Football Team | S | 4 | 2 | 2 | 0.0 | 0.0 | 1 | 0 | 0 | 0 | 0 | 0 | 0 | 0 | 0 | 0 | 0 | 0 | 0 | 0 | 0 | 0 | 0 | 0 | W | 34-20 |
| 10/04 | at Cowboys | S | 2 | 0 | 2 | 0.0 | 0.0 | 0 | 0 | 0 | 0 | 0 | 0 | 0 | 0 | 0 | 0 | 0 | 0 | 0 | 0 | 0 | 0 | 0 | 0 | W | 49-38 |
| 10/11 | Colts | S | INACTIVE | | | | | | | | | | | | | | | | | | | | | | | W | 32-23 |
| 10/18 | at Steelers | S | 5 | 4 | 1 | 0.0 | 0.0 | 1 | 3 | 0 | 0 | 0 | 0 | 0 | 0 | 0 | 0 | 0 | 0 | 0 | 0 | 0 | 0 | 0 | 0 | L | 7-38 |
| 10/25 | at Bengals | S | 4 | 2 | 2 | 0.0 | 0.0 | 0 | 0 | 0 | 0 | 0 | 0 | 0 | 0 | 0 | 0 | 0 | 0 | 0 | 0 | 0 | 0 | 0 | 0 | W | 37-34 |
| 11/01 | Raiders | S | 4 | 2 | 2 | 0.0 | 0.0 | 0 | 0 | 0 | 0 | 0 | 0 | 0 | 0 | 0 | 0 | 0 | 0 | 0 | 0 | 0 | 0 | 0 | 0 | L | 6-16 |
| 11/15 | Texans | S | 2 | 1 | 1 | 0.5 | 2.5 | 0 | 1 | 0 | 0 | 0 | 0 | 0 | 0 | 0 | 0 | 0 | 0 | 0 | 0 | 0 | 0 | 0 | 0 | W | 10-7 |
| 11/22 | Eagles | S | 3 | 0 | 3 | 0.5 | 5.5 | 0 | 1 | 0 | 0 | 0 | 0 | 0 | 0 | 0 | 0 | 0 | 0 | 0 | 0 | 0 | 0 | 0 | 0 | W | 22-17 |
| 11/29 | at Jaguars | S | 3 | 2 | 1 | 0.0 | 0.0 | 0 | 0 | 0 | 0 | 0 | 0 | 0 | 0 | 0 | 0 | 0 | 0 | 0 | 0 | 0 | 0 | 0 | 0 | W | 27-25 |
| 12/06 | at Titans | S | 2 | 1 | 1 | 1.0 | 7.0 | 1 | 7 | 1 | 0 | 0 | 0 | 0 | 0 | 0 | 0 | 0 | 0 | 0 | 0 | 0 | 0 | 0 | 0 | W | 41-35 |
| 12/14 | Ravens | S | 4 | 2 | 2 | 0.0 | 0.0 | 0 | 0 | 0 | 0 | 0 | 0 | 0 | 0 | 0 | 0 | 0 | 0 | 0 | 0 | 0 | 0 | 0 | 0 | L | 42-47 |
| 12/20 | at Giants | S | 3 | 1 | 2 | 0.5 | 3.5 | 1 | 3 | 2 | 0 | 0 | 0 | 0 | 0 | 0 | 0 | 0 | 0 | 0 | 0 | 0 | 0 | 0 | 0 | W | 20-6 |
| 12/27 | at Jets | S | 4 | 2 | 2 | 0.0 | 0.0 | 0 | 0 | 0 | 0 | 0 | 0 | 0 | 0 | 0 | 0 | 0 | 0 | 0 | 0 | 0 | 0 | 0 | 0 | L | 16-23 |
| 01/03 | Steelers | S | 2 | 1 | 1 | 0.0 | 0.0 | 0 | 1 | 0 | 0 | 0 | 0 | 0 | 0 | 0 | 0 | 0 | 0 | 0 | 0 | 0 | 0 | 0 | 0 | W | 24-22 |
| 2020 TOTALS | | 15-15 | 46 | 23 | 23 | 2.5 | 18.0 | 5 | 15 | 6 | 0 | 0 | 0 | 0 | 1 | 0 | 0 | 0 | 0 | 0 | 0 | 0 | 0 | 0 | 0 | 11-5 | |

2019 GAME-BY-GAME REGULAR-SEASON STATISTICS (BROWNS)

| DATE | OPPONENT | P/S | TACKLES | | | | | | | INTERCEPTIONS | | | | O. FUMB | | | ST | | | | MISC | | W/L | SCORE | | | | |
|-------------|--------------|-------|--------------|----|----|-----|------|-----|-----|---------------|----|-----|----|---------|----|----|----|----|-----|----|------|---|-----|-------|----|------|-------|-------|
| | | | TK | S | A | SK | YDS | TFL | YDS | QBH | NO | YDS | LG | TD | PD | FF | FR | TD | YDS | TK | S | A | | | FF | FR | S | A |
| 09/08 | Titans | S | 4 | 3 | 1 | 1.0 | 10.0 | 1 | 10 | 1 | 0 | 0 | 0 | 0 | 0 | 0 | 0 | 0 | 0 | 0 | 0 | 0 | 0 | 0 | 0 | 0 | L | 13-43 |
| 09/16 | at Jets | S | 4 | 2 | 2 | 0.0 | 0.0 | 0 | 0 | 1 | 0 | 0 | 0 | 0 | 0 | 0 | 0 | 0 | 0 | 0 | 0 | 0 | 0 | 0 | 0 | W | 23-3 | |
| 09/22 | Rams | S | 3 | 2 | 1 | 1.0 | 9.0 | 1 | 9 | 1 | 0 | 0 | 0 | 0 | 0 | 0 | 0 | 0 | 0 | 0 | 0 | 0 | 0 | 0 | 0 | L | 13-20 | |
| 09/29 | at Ravens | S | 4 | 4 | 0 | 1.0 | 0.0 | 1 | 2 | 1 | 0 | 0 | 0 | 0 | 0 | 0 | 0 | 0 | 0 | 0 | 0 | 0 | 0 | 0 | 0 | W | 40-25 | |
| 10/07 | at 49ers | S | 3 | 3 | 0 | 0.0 | 0.0 | 2 | 8 | 1 | 0 | 0 | 0 | 0 | 0 | 0 | 0 | 0 | 0 | 0 | 0 | 0 | 0 | 0 | 0 | L | 3-31 | |
| 10/13 | Seahawks | S | 1 | 1 | 0 | 0.0 | 0.0 | 0 | 0 | 1 | 0 | 0 | 0 | 0 | 0 | 0 | 0 | 0 | 0 | 0 | 0 | 0 | 0 | 0 | 0 | L | 28-32 | |
| 10/27 | at Patriots | S | 3 | 3 | 0 | 0.0 | 0.0 | 0 | 0 | 0 | 0 | 0 | 0 | 0 | 0 | 0 | 0 | 0 | 0 | 0 | 0 | 0 | 0 | 0 | 0 | L | 13-27 | |
| 11/03 | at Broncos | S | 3 | 3 | 0 | 1.0 | 7.0 | 1 | 7 | 1 | 0 | 0 | 0 | 1 | 0 | 0 | 0 | 0 | 0 | 0 | 0 | 0 | 0 | 0 | 0 | L | 19-24 | |
| 11/10 | Bills | S | 2 | 1 | 1 | 0.0 | 0.0 | 0 | 1 | 0 | 0 | 0 | 0 | 0 | 0 | 0 | 0 | 0 | 0 | 0 | 0 | 0 | 0 | 0 | 0 | W | 19-16 | |
| 11/14 | Steelers | S | 1 | 1 | 0 | 1.0 | 10.0 | 1 | 10 | 2 | 0 | 0 | 0 | 0 | 0 | 0 | 0 | 0 | 0 | 0 | 0 | 0 | 0 | 0 | 0 | W | 21-7 | |
| 11/24 | Dolphins | S | DID NOT PLAY | | | | | | | | | | | | | | | | | | | | | | | W | 41-24 | |
| 12/01 | at Steelers | S | 3 | 1 | 2 | 0.0 | 0.0 | 0 | 0 | 0 | 0 | 0 | 0 | 0 | 0 | 0 | 0 | 0 | 0 | 0 | 0 | 0 | 0 | 0 | 0 | L | 13-20 | |
| 12/08 | Bengals | S | 9 | 4 | 5 | 0.5 | 4.0 | 0 | 0 | 3 | 0 | 0 | 0 | 0 | 0 | 0 | 0 | 0 | 0 | 0 | 0 | 0 | 0 | 0 | 0 | W | 27-19 | |
| 12/15 | at Cardinals | S | 4 | 2 | 2 | 0.0 | 0.0 | 1 | 3 | 0 | 0 | 0 | 0 | 0 | 0 | 0 | 0 | 0 | 0 | 0 | 0 | 0 | 0 | 0 | 0 | L | 24-38 | |
| 12/22 | Ravens | S | 0 | 0 | 0 | 0.0 | 0.0 | 0 | 0 | 0 | 0 | 0 | 0 | 0 | 0 | 0 | 0 | 0 | 0 | 0 | 0 | 0 | 0 | 0 | 0 | L | 15-31 | |
| 12/29 | at Bengals | S | 6 | 5 | 1 | 0.0 | 0.0 | 2 | 6 | 0 | 0 | 0 | 0 | 0 | 0 | 0 | 0 | 0 | 0 | 0 | 0 | 0 | 0 | 0 | 0 | L | 23-33 | |
| 2019 TOTALS | | 15-15 | 50 | 35 | 15 | 5.5 | 40.0 | 10 | 55 | 13 | 0 | 0 | 0 | 1 | 0 | 0 | 0 | 0 | 0 | 0 | 0 | 0 | 0 | 0 | 0 | 6-10 | | |

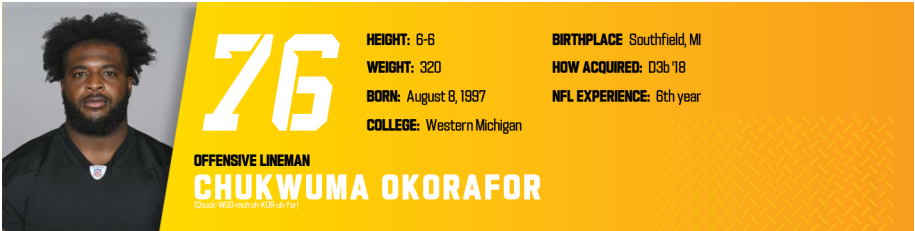
2018 GAME-BY-GAME REGULAR-SEASON STATISTICS (BROWNS)


| DATE | OPPONENT | P/S | TACKLES | | | | | | | INTERCEPTIONS | | | | O. FUMB | | | ST | | | | MISC | | W/L | SCORE | | | |
|-------------|---------------|-------|---------|----|----|-----|------|-----|-----|---------------|----|-----|----|---------|----|----|----|----|-----|----|------|---|-----|-------|----|-------|--------|
| | | | TK | S | A | SK | YDS | TFL | YDS | QBH | NO | YDS | LG | TD | PD | FF | FR | TD | YDS | TK | S | A | | | FF | FR | S |
| 09/09 | Steelers | S | 7 | 3 | 4 | 1.0 | 10.0 | 1 | 10 | 1 | 0 | 0 | 0 | 0 | 0 | 0 | 0 | 0 | 0 | 0 | 0 | 0 | 0 | 0 | 0 | T | 21-21 |
| 09/16 | at Saints | S | 3 | 3 | 0 | 2.0 | 21.0 | 2 | 21 | 2 | 0 | 0 | 0 | 0 | 0 | 0 | 0 | 0 | 0 | 0 | 0 | 0 | 0 | 0 | 0 | L | 18-21 |
| 09/20 | Jets | S | 8 | 4 | 4 | 0.0 | 0.0 | 2 | 5 | 0 | 0 | 0 | 0 | 0 | 0 | 0 | 0 | 0 | 0 | 0 | 0 | 0 | 0 | 0 | 0 | W | 21-17 |
| 09/30 | at Raiders | S | 3 | 3 | 0 | 0.0 | 0.0 | 1 | 0 | 2 | 0 | 0 | 0 | 0 | 0 | 0 | 0 | 0 | 0 | 0 | 0 | 0 | 0 | 0 | 0 | L | 42-45+ |
| 10/07 | Ravens | S | 0 | 0 | 0 | 0.0 | 0.0 | 0 | 0 | 3 | 0 | 0 | 0 | 0 | 0 | 0 | 0 | 0 | 0 | 0 | 0 | 0 | 0 | 0 | 0 | W | 12-9+ |
| 10/14 | Chargers | S | 4 | 3 | 1 | 0.5 | 6.0 | 0 | 1 | 0 | 0 | 0 | 0 | 0 | 0 | 0 | 0 | 0 | 0 | 0 | 0 | 0 | 0 | 0 | 0 | L | 14-38 |
| 10/21 | at Buccaneers | S | 2 | 1 | 1 | 0.5 | 3.5 | 0 | 1 | 0 | 0 | 0 | 0 | 0 | 0 | 0 | 0 | 0 | 0 | 0 | 0 | 0 | 0 | 0 | 0 | L | 23-26+ |
| 10/28 | at Steelers | S | 2 | 2 | 0 | 0.0 | 0.0 | 0 | 0 | 0 | 0 | 0 | 0 | 0 | 0 | 0 | 0 | 0 | 0 | 0 | 0 | 0 | 0 | 0 | 0 | L | 18-33 |
| 11/04 | Chiefs | S | 2 | 2 | 0 | 0.0 | 0.0 | 1 | 1 | 1 | 0 | 0 | 0 | 0 | 0 | 0 | 0 | 0 | 0 | 0 | 0 | 0 | 0 | 0 | 0 | L | 21-37 |
| 11/11 | Falcons | S | 4 | 2 | 2 | 0.5 | 3.0 | 0 | 0 | 2 | 0 | 0 | 0 | 0 | 0 | 0 | 0 | 0 | 0 | 0 | 0 | 0 | 0 | 0 | 0 | W | 28-16 |
| 11/25 | at Bengals | S | 3 | 2 | 1 | 0.0 | 0.0 | 1 | 4 | 0 | 0 | 0 | 0 | 0 | 0 | 0 | 0 | 0 | 0 | 0 | 0 | 0 | 0 | 0 | 0 | W | 35-20 |
| 12/02 | at Texans | S | 0 | 0 | 0 | 0.0 | 0.0 | 0 | 0 | 0 | 0 | 0 | 0 | 0 | 0 | 0 | 0 | 0 | 0 | 0 | 0 | 0 | 0 | 0 | 0 | L | 13-29 |
| 12/09 | Panthers | S | 4 | 0 | 4 | 0.0 | 0.0 | 0 | 0 | 0 | 0 | 0 | 0 | 0 | 0 | 0 | 0 | 0 | 0 | 0 | 0 | 0 | 0 | 0 | 0 | W | 26-20 |
| 12/15 | at Broncos | S | 3 | 3 | 0 | 0.0 | 0.0 | 0 | 1 | 0 | 0 | 0 | 0 | 0 | 0 | 0 | 0 | 0 | 0 | 0 | 0 | 0 | 0 | 0 | 0 | W | 17-16 |
| 12/23 | Bengals | S | 4 | 4 | 0 | 1.0 | 8.0 | 2 | 12 | 1 | 0 | 0 | 0 | 0 | 0 | 0 | 0 | 0 | 0 | 0 | 0 | 0 | 0 | 0 | 0 | W | 26-18 |
| 12/30 | at Ravens | S | 3 | 1 | 2 | 0.0 | 0.0 | 0 | 0 | 0 | 0 | 0 | 0 | 0 | 1 | 0 | 0 | 0 | 0 | 0 | 0 | 0 | 0 | 0 | 0 | L | 24-26 |
| 2018 TOTALS | | 16-16 | 52 | 33 | 19 | 5.5 | 51.5 | 10 | 53 | 15 | 0 | 0 | 0 | 0 | 1 | 0 | 0 | 0 | 0 | 0 | 0 | 0 | 0 | 0 | 0 | 7-8-1 | |

+ - Overtime

2017 GAME-BY-GAME REGULAR-SEASON STATISTICS (BROWNS)

| DATE | OPPONENT | P/S | TACKLES | | | | | | | INTERCEPTIONS | | | | O. FUMB | | | ST | | | | MISC | | W/L | SCORE |
|------|----------|-----|---------|---|---|----|-----|-----|-----|---------------|----|-----|----|---------|----|----|----|----|-----|----|------|---|-----|-------|
| | | | TK | S | A | SK | YDS | TFL | YDS | QBH | NO | YDS | LG | TD | PD | FF | FR | TD | YDS | TK | S | A | | |
| 09/ | | | | | | | | | | | | | | | | | | | | | | | | |





76

OFFENSIVE LINEMAN

CHUKWUMA OKORAFOR

(Trade: 10/31/2023 to the Steelers)

HEIGHT: 6-6

WEIGHT: 320

BORN: August 8, 1997

COLLEGE: Western Michigan

BIRTHPLACE: Southfield, MI

HOW ACQUIRED: D3b '18

NFL EXPERIENCE: 6th year

PRO CAREER

- ✦ Has played in 63 games (52 starts) over his five-year career
- ✦ Made NFL debut in Week 1 of 2018 (at Cleveland)
- ✦ Made NFL starting debut in Week 1 of 2018 (at Cleveland)

2022 (STEELERS)

- ✦ Started all 17 regular-season games at right tackle
- ✦ Blocked for RB Najee Harris to run for 1,000-plus yards for a second consecutive season, including a season-high 111 yards in Week 17 at Baltimore
- ✦ Saw significant improvement after the Bye Week, blocking for an average of 147 rushing yards per game and allowing the team to be held under 100 yards on the ground just once in Weeks 10 through 18
- ✦ Part of an offensive line that did not allow a sack in two games and just one sack in four games
- ✦ Missed just one of 1,160 offensive snaps

2021 (STEELERS)

- ✦ Played in and started 16 regular-season games
- ✦ Left the Week 3 game vs Cincinnati with a possible concussion and did not return
- ✦ Inactive in Week 4 at Green Bay due to a concussion

2020 (STEELERS)

- ✦ Played in 16 regular-season games (15 starts)
- ✦ Part of an offensive line that surrendered just 14 sacks, which was the lowest total in the NFL
- ✦ The 14 sacks allowed by the Steelers were the fewest allowed by the team and tied for the ninth fewest allowed in the League since 1982 when sacks became an official statistic
- ✦ Steelers allowed 1.0 sack or less in 12 games this season, including six games without a sack
- ✦ Pittsburgh did not allow a sack over a five-game stretch (Nov. 8-Dec. 7)
- ✦ The five-game streak without surrendering a sack is the franchise's longest streak since 1982 when sacks became an official statistic
- ✦ The five-game streak without allowing a sack is tied for the third longest in the NFL since 1982 when sacks became an official statistic

2019 (STEELERS)

- ✦ Started at right tackle in his only appearance of the season in Week 10 vs. L.A. Rams

2018 (STEELERS)

- ✦ Played in 13 regular-season games (three starts)
- ✦ Started in Week 1 at Cleveland, Week 8 vs. Cleveland and Week 12 at Denver

TRANSACTIONS

- ✦ Signed a three-year extension with Pittsburgh on March 14, 2022
- ✦ Signed a four-year contract with Pittsburgh on May 22, 2018
- ✦ Drafted by the Steelers with the second of their two third-round selections (92nd overall) of the 2018 NFL Draft

COLLEGE

- ✦ Started 39 consecutive games of his last three years at Western Michigan (2015-17)
- ✦ Tabbbed a first-team All-American selection by FWAA and Phil Steele in 2017, adding second-team All-American honors by Sports Illustrated
- ✦ One of six semifinalists for the Outland Trophy in 2017
- ✦ Started all 12 games at left tackle in 2017, helping pave the way for seven different players to record 26 total rushing TDs
- ✦ Made 14 starts at left tackle in 2016, earning first team All-Mid-American Conference honors
- ✦ Part of an offensive line that yielded just 16 sacks in 2016, the 13th-fewest in the country
- ✦ started all 13 games at right tackle in 2015, helping block for MAC Freshman of the Year Jamauri Bogan, who finished with 1,051 rushing yards and 16 TD runs
- ✦ Played in 12 games in 2014 freshman year

PERSONAL

- ✦ Attended Southfield High School (Southfield, Mich.)
- ✦ Ranked as the 11th best recruit in the state of Michigan
- ✦ Named an All-American in 2013
- ✦ Full name: Chukwuma Okorafor

CHUKWUMA OKORAFOR'S NFL REGULAR SEASON STATISTICS

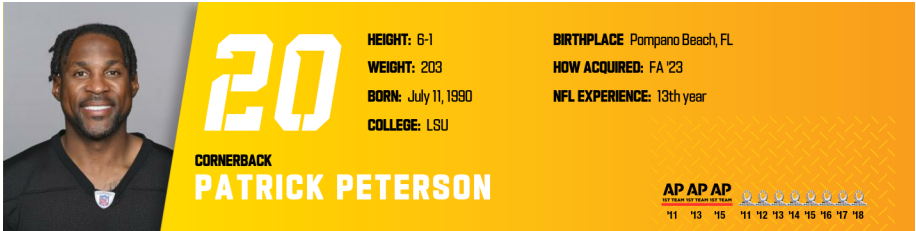
| DATE | TEAM | GP | GS |
|-------------------|----------|-----------|-----------|
| 2018 | Steelers | 13 | 3 |
| 2019 | Steelers | 1 | 1 |
| 2020 | Steelers | 16 | 15 |
| 2021 | Steelers | 16 | 16 |
| 2022 | Steelers | 17 | 17 |
| 2023 | Steelers | 14 | 7 |
| NFL TOTALS | | 77 | 59 |

CHUKWUMA OKORAFOR'S NFL POSTSEASON STATISTICS

| DATE | TEAM | GP | GS |
|-------------------|----------|----------|----------|
| 2020 | Steelers | 1 | 1 |
| 2021 | Steelers | 1 | 1 |
| NFL TOTALS | | 2 | 2 |

2023 GAME-BY-GAME REGULAR-SEASON STATISTICS (STEELERS)

| DATE | OPPONENT | P/S | W/L | SCORE |
|--------------------|-------------|-------------|-------------|-------|
| 09/10 | 49ers | S | L | 7-30 |
| 09/18 | Browns | S | W | 26-22 |
| 09/24 | at Raiders | S | W | 23-18 |
| 10/01 | at Texans | S | L | 6-30 |
| 10/08 | Ravens | S | W | 17-10 |
| 10/22 | at Rams | S | W | 24-17 |
| 10/29 | Jaguars | S | L | 10-20 |
| 11/02 | Titans | P | W | 20-16 |
| 11/12 | Packers | P | W | 23-19 |
| 11/19 | at Browns | | L | 10-13 |
| 11/26 | at Bengals | | W | 16-10 |
| 12/03 | Cardinals | P | L | 10-24 |
| 12/07 | Patriots | P | L | 18-21 |
| 12/16 | at Colts | P | L | 13-30 |
| 12/23 | Bengals | P | W | 34-11 |
| 12/31 | at Seahawks | | W | 30-23 |
| 01/06 | at Ravens | P | W | 17-10 |
| 2023 TOTALS | | 14-7 | 10-7 | |



20

CORNERBACK

PATRICK PETERSON

HEIGHT: 6-1
WEIGHT: 203
BORN: July 11, 1990
COLLEGE: LSU

BIRTHPLACE: Pompano Beach, FL
HOW ACQUIRED: FA '23
NFL EXPERIENCE: 13th year

AP AP AP
ALL TEAM ALL LEAGUE ALL TEAM

'11 '13 '15 '11 '12 '13 '14 '15 '16 '17 '18

PRO CAREER

- ✦ Has played in 184 games (184 starts) over his 12-year NFL career (Arizona, 2011-20; Minnesota, 2021-22)
- ✦ Has registered 607 tackles (534 solo), 111 passes defended, 34 interceptions, 15 tackles for loss, two forced fumbles, four quarterback hurries, 4.0 sacks and 12 fumble recoveries
- ✦ Was named to the Pro Bowl in eight-consecutive seasons (2011-18) and First-Team All-Pro in three seasons (2011, 2013, 2015)
- ✦ His 34 interceptions are tied with Minnesota's Harrison Smith for the most by any active player
- ✦ His 111 passes defended rank third-most by any active player
- ✦ His 28 regular-season interceptions for Arizona rank sixth-most in Cardinals history
- ✦ Named to the 2010s All-Decade Team by the Pro Football Hall of Fame's 48-member selection committee
- ✦ Has at least one interception each of his 11 seasons, the NFL's second-longest active streak
- ✦ Has played in at least 16 regular-season games in 10 of his 12 years in the League
- ✦ Five-time team captain (2013, 2015-18)
- ✦ Named Arizona's Walter Payton NFL Man of the Year nominee in 2015 and 2017
- ✦ Arizona's recipient of the 2016 Ed Block Courage Award
- ✦ Nominated for the 2017 Art Rooney Sportsmanship Award
- ✦ Made NFL and starting debut in Week 1 of 2011 (vs. Carolina)

2022 (VIKINGS)

- ✦ Played in and started all 17 regular-season games
- ✦ Registered 66 tackles (56 solo), five INTs and three TFL
- ✦ His five INTs were his second-most in a single season and the most he's recorded in a single season since 2012
- ✦ Only player in the League with 15 or more PD, five INTs and three TFL
- ✦ Recorded the third blocked field goal of his career in Week 2 at Philadelphia
- ✦ Tallied his 100th career pass defended in Week 4 vs. New Orleans
- ✦ Tied a single-game career-high for PD (three) in Weeks 6 and 8, marking eight times in his career where he has recorded at least three PD in a game
- ✦ Recorded a career-high 10 PD through the first seven games of the season
- ✦ Finished Week 10 at Buffalo with four tackles, two INTs and two PD, the third game in his career with multiple INTs
- ✦ Recorded a career-high two TFL in Week 11 vs. Dallas

2021 (VIKINGS)

- ✦ Played in and started 13 games
- ✦ Finished with 45 tackles (34 solo), five PD, two TFL and one INT returned for a TD
- ✦ Spent Weeks 7 through 10 on injured reserve
- ✦ Missed Week 13 on the Reserve/COVID-19 list
- ✦ Returned an interception 66 yards for a touchdown in Week 18 vs. Chicago to mark his 11th-consecutive season with an INT and the 29th pick-six of his career

2020 (CARDINALS)

- ✦ Started all 16 regular-season games
- ✦ Recording 61 tackles (52 solo), 8 PD and 3 INTs

2019 (CARDINALS)

- ✦ Played in and started 10 regular-season games after being activated in Week 7
- ✦ Totaled 53 tackles, three TFL, 1.0 sack, two INTs, seven PBUs and a FF
- ✦ Earned NFC Defensive Player of the Week honors in Week 15 vs. Cleveland after intercepting a QB Baker Mayfield pass in the end zone and allowing just five receptions for 38 yards and a 15.3 passer rating on 12 targets with three tackles and one TFL

2018 (CARDINALS)

- ✦ Started all 16 games for the eighth-straight year
- ✦ Recorded 51 tackles, two TFL, 1.0 sack, two INTs, five PD and one FR
- ✦ Selected as a team captain for the fourth consecutive season (fifth time in his career)
- ✦ Became the first player in franchise history selected to the Pro Bowl in each of his opening eight NFL seasons, joining HOFers Jim Brown and Barry Sanders as the only players in NFL history named to eight Pro Bowls before their 29th birthday
- ✦ Played the second-most snaps (1,107) among NFL CBs and allowed just 364 receiving yards and two TDs on 30 receptions, the fewest catches allowed among CBs who played at least 80 percent of defensive snaps, according to Pro Football Focus

2017 (CARDINALS)

- ✦ Started all 16 games for the seventh consecutive year
- ✦ Totaled 33 tackles, one INT, nine PD and one FR for the NFL's sixth-ranked defense
- ✦ Selected as a team captain for the third straight season (fourth time in his career)
- ✦ Earned seventh consecutive Pro Bowl selection and sixth straight as a CB, joining HOF RBs Jim Brown and Barry Sanders as the only players in NFL history to be named to the Pro Bowl eight times before their 28th birthday
- ✦ Selected as Cardinals nominee for the 2017 Art Rooney Sportsmanship Award and the Arizona Cardinals' Walter Payton NFL Man of the Year for the second time (2015)
- ✦ Faced the fewest targets (60) and allowed the fewest receptions (28) among CBs with 500-plus snaps in 2017, according to PFF

2016 (CARDINALS)

- ✦ Started all 16 games for the sixth consecutive year since being drafted
- ✦ Recorded 46 tackles, three INTs, and eight PD
- ✦ Voted a team captain for the third time overall and second straight season
- ✦ Earned sixth consecutive Pro Bowl and fifth straight at CB
- ✦ Joined Hall of Fame HB Ollie Matson as only players in franchise history selected to the Pro Bowl each of their first six NFL seasons
- ✦ Became fifth player in Cardinals history to be selected to six-straight Pro Bowls
- ✦ Selected as Cardinals Ed Block Courage Award Winner for his battle with diabetes

2015 (CARDINALS)

- ✦ Started every game for the fifth-straight season
- ✦ Notched 35 tackles, two INTs, 10 PD and one FF
- ✦ Added three tackles, one INT and one PD in two playoff games
- ✦ Selected as a team captain for the second time in his career (2013)
- ✦ Named the Arizona Cardinals' Walter Payton NFL Man of the Year
- ✦ Selected to fifth consecutive Pro Bowl (fourth-straight at CB); joined Hall of Famer Ollie Matson as only players in franchise history to earn Pro Bowls in each of their first five NFL seasons
- ✦ A First-Team AP All-Pro selection, his third career All-Pro honor (2011 at KR, 2013 at CB), and earned PFWA All-NFL honors
- ✦ Led the team with five solo tackles and added one PD and his first career forced fumble at St. Louis in Week 13
- ✦ Had three tackles, an INT that he returned 72 yards and one PD in the NFC Championship Game at Carolina

2014 (CARDINALS)

- ✦ Started all 16 games for the fourth consecutive season
- ✦ Totaled 46 tackles, three INTs, eight PD, 1.0 sack and one QB hit
- ✦ His three INTs tied for second on the team
- ✦ Earned fourth-straight Pro Bowl selection overall and third at CB
- ✦ Recorded two INTs in the fourth quarter on back-to-back possessions vs. St. Louis (11/9), returning the second one 30 yards for his first career INT return TD, marking his second career multi-INT game
- ✦ Became the sixth player in franchise history with multiple INTs in each of his first four seasons
- ✦ Added two tackles and one PD to be named NFC Defensive Player of the Week for the second time in his career

2013 (CARDINALS)

- ✦ Started all 16 games for the third straight season
- ✦ Chosen by his teammates as a team captain for the first time in his career
- ✦ Selected to the Pro Bowl for third straight year and was named First-Team AP All-Pro at CB, his second career All-Pro honor after being named as a kick returner in 2011
- ✦ Tied for second on the team with three INTs
- ✦ Recorded a team-leading and career-high 30 passes defended
- ✦ Served as team's top punt returner
- ✦ Also saw action on offense throughout the season, catching six passes for 54 yards, running for 21 yards on four carries and completing a 17-yard pass
- ✦ Caught a 17-yard pass and completed a 17-yard pass to WR Kerry Taylor in Week 2 vs. Detroit, making him the first NFL defender to catch a pass and complete a pass in the same game since the 1970 merger

2012 (CARDINALS)

- ✦ Started all 16 games for the second straight season
- ✦ Led the team and finished fourth in the NFL with seven INTs
- ✦ Selected to the Pro Bowl as a CB, joining Hall of Famer Rod Woodson as the only players in NFL history to be named to the Pro Bowl as both a defender and kick returner
- ✦ Totaled 59 tackles, a team-high 17 PD and one FR
- ✦ Added on 51 punt returns for 426 yards (8.4 avg.), three catches for 11 yards and two carries for 13 yards on offense
- ✦ Recovered a fumble by WR Legeedu Naanee and returned it 60 yards in the fourth quarter vs. Miami in Week 4, the first fumble recovery of his career
- ✦ Recorded an INT in his fourth-straight game vs. Detroit in Week 15, picking off QB Matthew Stafford in the second quarter to set up a go-ahead TD to become the first Cardinals player with an INT in four straight games since Aeneas Williams in 1994

2011 (CARDINALS)

- ✦ Started all 16 games at CB and had a record-setting season returning punts, with four TDs and 699 yards on 44 returns
- ✦ Tied the NFL single-season record and set the franchise all-time record with four punt return TDs
- ✦ Established an NFL rookie record with 699 punt return yards, which is also a franchise single-season record and ranks as the second highest single-season total in NFL history (Desmond Howard, 875, 1996)
- ✦ Led the league with four punt-return TDs and 699 yards and ranked second with a 15.9 average
- ✦ Selected to the Pro Bowl as a kick returner, becoming the 1st Cardinals rookie since Anquan Boldin (2003) to earn Pro Bowl honors; joined Johnny Bailey (1992) and Vai Sikahema (1986-87) as the only players in franchise history to be named to the Pro Bowl as a kick returner
- ✦ Named to the AP All-Pro team as a kick returner, the only rookie named to the team
- ✦ Blocked two FGs, helping the Cardinals lead the NFL with five blocked FGs on the season

TRANSACTIONS

- ✦ Signed a two-year contract with Pittsburgh on March 13, 2023
- ✦ Signed a one-year contract with Minnesota on March 30, 2022
- ✦ Signed a one-year contract with Minnesota on March 17, 2021
- ✦ Signed a five-year extension with Arizona on July 30, 2014
- ✦ Arizona exercised their fifth-year option on April 21, 2014
- ✦ Signed a four-year contract with Arizona on July 30, 2011
- ✦ Drafted by Arizona in the first round (fifth overall) of the 2011 NFL Draft

COLLEGE

- † Played in 39 games (30 starts) as a three-year starter at LSU (2008-10)
- † Finished with 135 tackles, 22 pass breakups, seven interceptions, three tackles for loss, two quarterback hits, one forced fumble and one fumble recovery
- † Scored touchdowns three different ways during his LSU career: punt return (two), interception and return of a blocked field goal
- † One of the nation's most decorated collegiate players in 2010, winning both the Bednarik Award (nation's top defender) and the Thorpe Award (nation's top defensive back) as well as a unanimous First Team All-American selection
- † First LSU player to win either award and the first defensive back to win the Bednarik Award since Michigan's Charles Woodson in 1997
- † Earned SEC Defensive Player of the Year and Special Teams Player of the Year honors from the league's coaches in 2010
- † Doubled as a return specialist for the Tigers in 2010, ranking first in the SEC and fourth in the nation in punt returns with a 16.1 average and led the league and ranked ninth in the country in kickoff returns with a 29.1 average
- † Established school records with 32 kickoff returns for 932 yards, ranking first in the SEC and ninth in the country with an average of 29.1 yards per return in 2010
- † His 932 kick-return yards ranked as the fifth-best total in SEC history and shattered the previous school record of 618 yards

PERSONAL

- † Attended Blanche Ely High School (FL)
- † Named the USA Today Defensive Player of the Year as a senior in 2007, as well as being named to the Parade All-America team and the USA Today All-America Team
- † Played in the U.S. Army All-American Bowl and was one of six finalists for the U.S. Army Player of the Year Award
- † Totalled 21 tackles and five interceptions as a senior, adding 733 yards rushing and 11 touchdowns on offense
- † As a Junior, earned All-Broward County first-team and 5A All-State second-team honors after totaling seven interceptions and 37 tackles
- † Scored six touchdowns as a junior, three on kickoff returns, two as a receiver and one on the ground
- † Rushed for 213 yards on just 10 carries as a running back
- † Cousin of former NFL CB Bryant McFadden, CB Walter McFadden, WR Santana Moss and WR Sinorice Moss

COMMUNITY

- † Established the Patrick Peterson Foundation for Success in 2013, which aims to provide low-income and inner-city youth with opportunities and resources to reach their full potential
- † Two-time Walter Payton Man of the Year with the Arizona Cardinals (2015, 2017)
- † Nominated for the 2017 Art Rooney Sportsmanship Award
- † Arizona's recipient of the 2016 Ed Block Courage Award
- † Launched the foundation's signature program, "Patrick's Corner," a literacy program that has placed 14 libraries in schools and inner-city community centers
- † Donated \$1 million to LSU's weight room that is now named after him
- † Launched the "Pick Up a Book" initiative within the Phoenix community, designed to bring families, schools and communities together to support children's literacy development
- † In 2020, kicked off his "P2 Tuesdays" to help fight hunger and homelessness in the Phoenix community through a year-long meal distribution program set out to feed more than 400 people in the Greater-Phoenix area
- † Expanded upon the foundation's signature program through a community partnership with Arizona non-profit Furnishing Dignity, implementing mini Patrick's Corners into the homes of families who need furnishings and other essential household items
- † Visited Haiti in 2017 with his wife, Antonique, as guests of Mission of Hope to visit schools, help children read and write and play soccer and kickball
- † Hosts an annual "Shop with a Jock" event at Walmart for 50 low-income and at-risk inner-city families
- † Hosts an annual Celebrity Golf Tournament to raise funds for his foundation
- † Joined forces with Tyrann Mathieu to purchase school supplies and clothing for 700 children, including 100 kids from the Boys & Girls Club of Baton Rouge, after floods ravaged Louisiana in 2016
- † Helped raise more than \$40,000 for the Baton Rouge Area Foundation
- † Hosts an annual "Thanksgiving Giveaway" where he partners with the United Food Bank of Arizona to provide Thanksgiving meals to 221 Arizona families in need

REGULAR SEASON COMPARISON: DEFENSIVE - BUFFALO BILLS

| DATE | OPP | W/L | GP/GS | TACKLES | | | | | SACK | YDS. | INT | TFL | PD | QBH | TD | MISC | | FR |
|---------------|-------------|-----|------------|------------|-----------|-----------|----------|------------|------------|----------|----------|----------|----------|----------|----------|----------|----------|----|
| | | | | TOT | SOLO | ASST | FF | FF | | | | | | | | | | |
| 10/14/12 | ARZ vs. BUF | L | S | 4 | 4 | 4 | 0 | 0.0 | 0.0 | 1 | 0 | 3 | 0 | 0 | 0 | 0 | 0 | |
| 9/25/16 | ARZ @ BUF | L | S | 5 | 4 | 4 | 1 | 0.0 | 0.0 | 1 | 0 | 1 | 0 | 0 | 0 | 0 | 0 | |
| 11/15/20 | ARZ vs. BUF | W | S | 2 | 2 | 0 | 0 | 0.0 | 0.0 | 1 | 0 | 2 | 0 | 0 | 0 | 0 | 0 | |
| 11/13/22 | MIN @ BUF | W | S | 4 | 3 | 1 | 0 | 0.0 | 0.0 | 2 | 0 | 2 | 0 | 0 | 0 | 0 | 0 | |
| TOTALS | | | 2/2 | 4/4 | 15 | 13 | 2 | 0.0 | 0.0 | 5 | 0 | 8 | 0 | 0 | 0 | 0 | 0 | |

PATRICK PETERSON'S NFL REGULAR SEASON DEFENSIVE STATISTICS

| DATE | TEAM | GP | GS | TK | TACKLES | | | | | YDS | QBH | INT | YDS | LG | TD | PD | FF | FR | TD | YDS | TK | S | A | FF | FR | S | A | |
|-------------------|-----------|------------|------------|------------|------------|-----------|-----------|-----------|------------|-------------|----------|-----------|------------|-----------|----------|------------|----------|----------|----------|------------|----------|----------|----------|----------|----------|----------|----------|----------|
| | | | | | S | A | TFL | YDS | SK | | | | | | | | | | | | | | | | | | | |
| 2011 | Cardinals | 16 | 16 | 64 | 59 | 5 | 1 | 0 | 1.0 | 4.0 | 1 | 2 | 1 | 1 | 0 | 13 | 0 | 1 | 0 | 0 | 0 | 0 | 0 | 0 | 0 | 1 | 0 | 0 |
| 2012 | Cardinals | 16 | 16 | 55 | 52 | 3 | 2 | 0 | 0.0 | 0.0 | 0 | 7 | 64 | 31 | 0 | 16 | 0 | 1 | 0 | 60 | 0 | 0 | 0 | 0 | 0 | 4 | 0 | 0 |
| 2013 | Cardinals | 16 | 16 | 42 | 40 | 2 | 0 | 0 | 0.0 | 0.0 | 0 | 3 | 59 | 43 | 0 | 13 | 0 | 0 | 0 | 0 | 0 | 0 | 0 | 0 | 0 | 2 | 0 | 0 |
| 2014 | Cardinals | 16 | 16 | 50 | 43 | 7 | 0 | 0 | 1.0 | 0.0 | 1 | 3 | 30 | 30 | 1 | 7 | 0 | 0 | 0 | 0 | 0 | 0 | 0 | 0 | 0 | 0 | 0 | 0 |
| 2015 | Cardinals | 16 | 16 | 33 | 33 | 0 | 1 | 1 | 0.0 | 0.0 | 0 | 2 | 41 | 40 | 0 | 8 | 1 | 0 | 0 | 0 | 2 | 2 | 0 | 0 | 0 | 0 | 0 | 0 |
| 2016 | Cardinals | 16 | 16 | 50 | 44 | 6 | 1 | 1 | 0.0 | 0.0 | 0 | 3 | 27 | 25 | 0 | 6 | 0 | 0 | 0 | 1 | 1 | 1 | 0 | 0 | 1 | 0 | 0 | |
| 2017 | Cardinals | 16 | 16 | 34 | 30 | 4 | 0 | 0 | 0.0 | 0.0 | 0 | 1 | 22 | 22 | 0 | 8 | 0 | 1 | 0 | 47 | 0 | 0 | 0 | 0 | 0 | 0 | 0 | 0 |
| 2018 | Cardinals | 16 | 16 | 54 | 45 | 9 | 2 | 4 | 1.0 | 0.0 | 1 | 2 | 0 | 0 | 0 | 5 | 0 | 1 | 0 | 49 | 0 | 0 | 0 | 0 | 0 | 0 | 0 | 0 |
| 2019 | Cardinals | 10 | 10 | 53 | 46 | 7 | 3 | 29 | 1.0 | 13.0 | 1 | 2 | 0 | 0 | 0 | 7 | 1 | 0 | 0 | 0 | 0 | 0 | 0 | 0 | 0 | 0 | 0 | 0 |
| 2020 | Cardinals | 16 | 16 | 61 | 52 | 9 | 0 | 0 | 0.0 | 0.0 | 0 | 3 | 7 | 7 | 0 | 8 | 0 | 0 | 0 | 0 | 0 | 0 | 0 | 0 | 0 | 0 | 0 | 0 |
| 2021 | Vikings | 13 | 13 | 45 | 34 | 11 | 2 | 3 | 0.0 | 0.0 | 0 | 1 | 66 | 66 | 1 | 5 | 0 | 0 | 0 | 0 | 0 | 0 | 0 | 0 | 0 | 0 | 0 | 0 |
| 2022 | Vikings | 17 | 17 | 66 | 56 | 10 | 3 | 6 | 0.0 | 0.0 | 0 | 5 | 92 | 39 | 0 | 15 | 0 | 0 | 0 | 0 | 0 | 0 | 0 | 0 | 0 | 0 | 0 | 0 |
| 2023 | Steelers | 17 | 16 | 42 | 34 | 8 | 0 | 0 | 0.0 | 0.0 | 0 | 2 | 0 | 0 | 0 | 11 | 0 | 0 | 0 | 0 | 0 | 0 | 0 | 0 | 0 | 0 | 0 | 0 |
| NFL TOTALS | | 201 | 200 | 649 | 568 | 81 | 15 | 44 | 4.0 | 17.0 | 4 | 36 | 409 | 66 | 2 | 122 | 2 | 4 | 0 | 156 | 3 | 3 | 0 | 0 | 8 | 0 | 0 | 0 |

PATRICK PETERSON'S NFL POSTSEASON DEFENSIVE STATISTICS

| DATE | TEAM | GP | GS | TACKLES | | | | | | | INTERCEPTIONS | | | | | O. FUMB | | | ST | | | MISC | | | | |
|-------------------|-----------|----------|----------|-----------|-----------|----------|----------|------------|------------|----------|---------------|-----------|-----------|----------|----------|----------|----------|----------|----------|----------|----------|----------|----------|----------|----------|----------|
| | | | | TK | S | A | SK | YDS | TFL | YDS | NO | YDS | LG | TD | PD | FF | FR | TD | YDS | TK | S | A | FF | FR | S | A |
| 2014 | Cardinals | 1 | 1 | 4 | 4 | 0 | 0 | 0.0 | 0.0 | 0 | 0 | 0 | 0 | 0 | 0 | 0 | 0 | 0 | 0 | 0 | 0 | 0 | 0 | 0 | 0 | 0 |
| 2015 | Cardinals | 2 | 2 | 5 | 4 | 1 | 0 | 0.0 | 0.0 | 0 | 1 | 72 | 72 | 0 | 1 | 0 | 0 | 0 | 0 | 0 | 0 | 0 | 0 | 0 | 0 | 0 |
| 2022 | Vikings | 1 | 1 | 5 | 5 | 0 | 0 | 0.0 | 0.0 | 0 | 0 | 0 | 0 | 0 | 0 | 0 | 0 | 0 | 0 | 0 | 0 | 0 | 0 | 0 | 0 | 0 |
| NFL TOTALS | | 4 | 4 | 14 | 13 | 1 | 0 | 0.0 | 0.0 | 0 | 1 | 72 | 72 | 0 | 1 | 0 | 0 | 0 | 0 | 0 | 0 | 0 | 0 | 0 | 0 | 0 |

SINGLE-GAME HIGHS: DEFENSIVE

| | | | |
|--------------------------|--|--|--|
| Total Tackles | 8 at Dallas Cowboys, Oct 19, 2020 8 vs. Los Angeles Rams, Dec 01, 2019 ...3 more at 8. | Tackles For Loss | 2 vs. Dallas Cowboys, Nov 20, 2022 1 at Philadelphia Eagles, Sep 19, 2022 ...11 more at 1. |
| Solo Tackles | 8 vs. Kansas City Chiefs, Dec 07, 2014 7 at Dallas Cowboys, Oct 19, 2020 ...6 more at 7. | Interceptions | 2 at Buffalo Bills, Nov 13, 2022 2 vs. St. Louis Rams, Nov 09, 2014 ...1 more at 2. |
| Sacks | 1.0 at New York Giants, Oct 20, 2019 1.0 vs. Washington Redskins, Sep 09, 2018 ...2 more at 1.0. | Interception Return Yards | 66 vs. Chicago Bears, Jan 09, 2022 46 at Buffalo Bills, Nov 13, 2022 |
| Passes Defensed | 3 vs. Arizona Cardinals, Oct 30, 2022 3 at Miami Dolphins, Oct 16, 2022 ...6 more at 3. | Special Teams Tackles | 1 at Los Angeles Rams, Jan 01, 2017 1 vs. Green Bay Packers, Dec 27, 2015 ...1 more at 1. |
| Forced Fumbles | 1 at New York Giants, Oct 20, 2019 1 at St. Louis Rams, Dec 06, 2015 | Special Teams Fumble Recoveries | 3 vs. Miami Dolphins, Sep 30, 2012 1 at Los Angeles Rams, Jan 01, 2017 ...4 more at 1. |
| Fumble Recoveries | 1 at San Francisco 49ers, Oct 07, 2018 1 at San Francisco 49ers, Nov 05, 2017 ...48 more at 1. | Longest Opp Fumble Return | 60 vs. Miami Dolphins, Sep 30, 2012 49 at San Francisco 49ers, Oct 07, 2018 |

SINGLE-GAME HIGHS - POSTSEASON: DEFENSIVE

| | | | |
|------------------------|--|----------------------------------|---------------------------------------|
| Total Tackles | 4 at Carolina Panthers, Jan 03, 2015 3 at Carolina Panthers, Jan 24, 2016 | Interceptions | 1 at Carolina Panthers, Jan 24, 2016 |
| Solo Tackles | 4 at Carolina Panthers, Jan 03, 2015 3 at Carolina Panthers, Jan 24, 2016 | Interception Return Yards | 72 at Carolina Panthers, Jan 24, 2016 |
| Passes Defensed | 1 at Carolina Panthers, Jan 24, 2016 | | |

2023 GAME-BY-GAME REGULAR-SEASON STATISTICS (STEELERS)

| DATE | OPPONENT | P/S | TACKLES | | | | | | | INTERCEPTIONS | | | | | O. FUMB | | | ST | | | MISC | | W/L | SCORE | | | |
|--------------------|-------------|--------------|-----------|-----------|----------|------------|------------|----------|----------|---------------|----------|----------|----------|----------|-----------|----------|----------|----------|----------|----------|----------|----------|----------|----------|----------|-------------|-------|
| | | | TK | S | A | SK | YDS | TFL | YDS | QBH | NO | YDS | LG | TD | PD | FF | FR | TD | YDS | TK | S | A | | | FF | FR | S |
| 09/10 | 49ers | S | 2 | 0 | 2 | 0.0 | 0.0 | 0 | 0 | 0 | 0 | 0 | 0 | 2 | 0 | 0 | 0 | 0 | 0 | 0 | 0 | 0 | 0 | 0 | 0 | L | 7-30 |
| 09/18 | Browns | S | 2 | 2 | 0 | 0.0 | 0.0 | 0 | 0 | 0 | 0 | 0 | 0 | 1 | 0 | 0 | 0 | 0 | 0 | 0 | 0 | 0 | 0 | 0 | 0 | W | 26-22 |
| 09/24 | at Raiders | S | 5 | 4 | 1 | 0.0 | 0.0 | 0 | 0 | 0 | 1 | 0 | 0 | 0 | 1 | 0 | 0 | 0 | 0 | 0 | 0 | 0 | 0 | 0 | 0 | W | 23-18 |
| 10/01 | at Texans | S | 5 | 3 | 2 | 0.0 | 0.0 | 0 | 0 | 0 | 0 | 0 | 0 | 1 | 0 | 0 | 0 | 0 | 0 | 0 | 0 | 0 | 0 | 0 | 0 | L | 6-30 |
| 10/08 | Ravens | S | 1 | 1 | 0 | 0.0 | 0.0 | 0 | 0 | 0 | 0 | 0 | 0 | 1 | 0 | 0 | 0 | 0 | 0 | 0 | 0 | 0 | 0 | 0 | 0 | W | 17-10 |
| 10/22 | at Rams | S | 3 | 3 | 0 | 0.0 | 0.0 | 0 | 0 | 0 | 0 | 0 | 0 | 0 | 0 | 0 | 0 | 0 | 0 | 0 | 0 | 0 | 0 | 0 | 0 | W | 24-17 |
| 10/29 | Jaguars | S | 2 | 2 | 0 | 0.0 | 0.0 | 0 | 0 | 0 | 0 | 0 | 0 | 0 | 0 | 0 | 0 | 0 | 0 | 0 | 0 | 0 | 0 | 0 | 0 | L | 10-20 |
| 11/02 | Titans | S | 3 | 3 | 0 | 0.0 | 0.0 | 0 | 0 | 0 | 0 | 0 | 0 | 1 | 0 | 0 | 0 | 0 | 0 | 0 | 0 | 0 | 0 | 0 | 0 | W | 20-16 |
| 11/12 | Packers | S | 2 | 2 | 0 | 0.0 | 0.0 | 0 | 0 | 0 | 0 | 0 | 0 | 1 | 0 | 0 | 0 | 0 | 0 | 0 | 0 | 0 | 0 | 0 | 0 | W | 23-19 |
| 11/19 | at Browns | S | 3 | 3 | 0 | 0.0 | 0.0 | 0 | 0 | 0 | 0 | 0 | 0 | 1 | 0 | 0 | 0 | 0 | 0 | 0 | 0 | 0 | 0 | 0 | 0 | L | 10-13 |
| 11/26 | at Bengals | P | 2 | 1 | 1 | 0.0 | 0.0 | 0 | 0 | 0 | 0 | 0 | 0 | 1 | 0 | 0 | 0 | 0 | 0 | 0 | 0 | 0 | 0 | 0 | 0 | W | 16-10 |
| 12/03 | Cardinals | S | 0 | 0 | 0 | 0.0 | 0.0 | 0 | 0 | 0 | 0 | 0 | 0 | 0 | 0 | 0 | 0 | 0 | 0 | 0 | 0 | 0 | 0 | 0 | 0 | L | 10-24 |
| 12/07 | Patriots | S | 3 | 3 | 0 | 0.0 | 0.0 | 0 | 0 | 0 | 0 | 0 | 0 | 0 | 0 | 0 | 0 | 0 | 0 | 0 | 0 | 0 | 0 | 0 | 0 | L | 18-21 |
| 12/16 | at Colts | S | 3 | 2 | 1 | 0.0 | 0.0 | 0 | 0 | 0 | 0 | 0 | 0 | 0 | 0 | 0 | 0 | 0 | 0 | 0 | 0 | 0 | 0 | 0 | 0 | L | 13-30 |
| 12/23 | Bengals | S | 2 | 1 | 1 | 0.0 | 0.0 | 0 | 0 | 0 | 1 | 0 | 0 | 0 | 1 | 0 | 0 | 0 | 0 | 0 | 0 | 0 | 0 | 0 | 0 | W | 34-11 |
| 12/31 | at Seahawks | S | 3 | 3 | 0 | 0.0 | 0.0 | 0 | 0 | 0 | 0 | 0 | 0 | 0 | 0 | 0 | 0 | 0 | 0 | 0 | 0 | 0 | 0 | 0 | 0 | W | 30-23 |
| 01/06 | at Ravens | S | 1 | 1 | 0 | 0.0 | 0.0 | 0 | 0 | 0 | 0 | 0 | 0 | 0 | 0 | 0 | 0 | 0 | 0 | 0 | 0 | 0 | 0 | 0 | 0 | W | 17-10 |
| 2023 TOTALS | | 17-16 | 42 | 34 | 8 | 0.0 | 0.0 | 0 | 0 | 0 | 2 | 0 | 0 | 0 | 11 | 0 | 0 | 0 | 0 | 0 | 0 | 0 | 0 | 0 | 0 | 10-7 | |

2022 GAME-BY-GAME REGULAR-SEASON STATISTICS (VIKINGS)

| DATE | OPPONENT | P/S | TACKLES | | | | | | | INTERCEPTIONS | | | | | O. FUMB | | | ST | | | MISC | | W/L | SCORE | | | |
|--------------------|---------------|--------------|-----------|-----------|-----------|------------|------------|----------|----------|---------------|----------|-----------|-----------|----------|-----------|----------|----------|----------|----------|----------|----------|----------|----------|----------|----------|-------------|--------|
| | | | TK | S | A | SK | YDS | TFL | YDS | QBH | NO | YDS | LG | TD | PD | FF | FR | TD | YDS | TK | S | A | | | FF | FR | S |
| 09/11 | Packers | S | 6 | 4 | 2 | 0.0 | 0.0 | 0 | 0 | 0 | 0 | 0 | 0 | 0 | 0 | 0 | 0 | 0 | 0 | 0 | 0 | 0 | 0 | 0 | 0 | W | 23-7 |
| 09/19 | at Eagles | S | 3 | 3 | 0 | 0.0 | 0.0 | 1 | 1 | 0 | 0 | 0 | 0 | 0 | 0 | 0 | 0 | 0 | 0 | 0 | 0 | 0 | 0 | 0 | 0 | L | 7-24 |
| 09/25 | Lions | S | 5 | 5 | 0 | 0.0 | 0.0 | 0 | 0 | 0 | 0 | 0 | 0 | 2 | 0 | 0 | 0 | 0 | 0 | 0 | 0 | 0 | 0 | 0 | 0 | W | 28-24 |
| 10/02 | at Saints | S | 3 | 2 | 1 | 0.0 | 0.0 | 0 | 0 | 0 | 0 | 0 | 0 | 2 | 0 | 0 | 0 | 0 | 0 | 0 | 0 | 0 | 0 | 0 | 0 | W | 28-25 |
| 10/09 | Bears | S | 4 | 4 | 0 | 0.0 | 0.0 | 0 | 0 | 0 | 0 | 0 | 0 | 0 | 0 | 0 | 0 | 0 | 0 | 0 | 0 | 0 | 0 | 0 | 0 | W | 29-22 |
| 10/16 | at Dolphins | S | 4 | 3 | 1 | 0.0 | 0.0 | 0 | 0 | 0 | 1 | 6 | 6 | 0 | 3 | 0 | 0 | 0 | 0 | 0 | 0 | 0 | 0 | 0 | 0 | W | 24-16 |
| 10/30 | Cardinals | S | 4 | 4 | 0 | 0.0 | 0.0 | 0 | 0 | 0 | 0 | 0 | 0 | 0 | 3 | 0 | 0 | 0 | 0 | 0 | 0 | 0 | 0 | 0 | 0 | W | 34-26 |
| 11/06 | at Commanders | S | 1 | 1 | 0 | 0.0 | 0.0 | 0 | 0 | 0 | 0 | 0 | 0 | 0 | 0 | 0 | 0 | 0 | 0 | 0 | 0 | 0 | 0 | 0 | 0 | W | 20-17 |
| 11/13 | at Bills | S | 4 | 3 | 1 | 0.0 | 0.0 | 0 | 0 | 0 | 2 | 46 | 39 | 0 | 2 | 0 | 0 | 0 | 0 | 0 | 0 | 0 | 0 | 0 | 0 | W | 33-30+ |
| 11/20 | Cowboys | S | 5 | 5 | 0 | 0.0 | 0.0 | 2 | 5 | 0 | 0 | 0 | 0 | 0 | 0 | 0 | 0 | 0 | 0 | 0 | 0 | 0 | 0 | 0 | 0 | L | 3-40 |
| 11/24 | Patriots | S | 3 | 2 | 1 | 0.0 | 0.0 | 0 | 0 | 0 | 0 | 0 | 0 | 0 | 0 | 0 | 0 | 0 | 0 | 0 | 0 | 0 | 0 | 0 | 0 | W | 33-26 |
| 12/04 | Jets | S | 3 | 2 | 1 | 0.0 | 0.0 | 0 | 0 | 0 | 0 | 1 | 1 | 0 | 0 | 0 | 0 | 0 | 0 | 0 | 0 | 0 | 0 | 0 | 0 | W | 27-22 |
| 12/11 | at Lions | S | 5 | 5 | 0 | 0.0 | 0.0 | 0 | 0 | 0 | 0 | 0 | 0 | 0 | 0 | 0 | 0 | 0 | 0 | 0 | 0 | 0 | 0 | 0 | 0 | L | 23-34 |
| 12/17 | Colts | S | 4 | 3 | 1 | 0.0 | 0.0 | 0 | 0 | 0 | 0 | 0 | 0 | 1 | 0 | 0 | 0 | 0 | 0 | 0 | 0 | 0 | 0 | 0 | 0 | W | 39-36+ |
| 12/24 | Giants | S | 4 | 4 | 0 | 0.0 | 0.0 | 0 | 0 | 0 | 1 | 11 | 11 | 0 | 1 | 0 | 0 | 0 | 0 | 0 | 0 | 0 | 0 | 0 | 0 | W | 27-24 |
| 01/01 | at Packers | S | 6 | 4 | 2 | 0.0 | 0.0 | 0 | 0 | 0 | 0 | 0 | 0 | 0 | 0 | 0 | 0 | 0 | 0 | 0 | 0 | 0 | 0 | 0 | 0 | L | 17-41 |
| 01/08 | at Bears | S | 2 | 2 | 0 | 0.0 | 0.0 | 0 | 0 | 0 | 1 | 28 | 28 | 0 | 1 | 0 | 0 | 0 | 0 | 0 | 0 | 0 | 0 | 0 | 0 | W | 29-13 |
| 2022 TOTALS | | 17-17 | 66 | 56 | 10 | 0.0 | 0.0 | 3 | 6 | 0 | 5 | 92 | 39 | 0 | 15 | 0 | 0 | 0 | 0 | 0 | 0 | 0 | 0 | 0 | 0 | 13-4 | |

+ Overtime

2021 GAME-BY-GAME REGULAR-SEASON STATISTICS (VIKINGS)

| DATE | OPPONENT | P/S | TACKLES | | | | | | | INTERCEPTIONS | | | | | O. FUMB | | | ST | | | | MISC | | W/L | SCORE | | |
|-------------|--------------|-------|---------|----|----|-----|-----|-----|-----|---------------|----|-----|----|----|---------|----|----|----|-----|----|---|------|----|-----|-------|--------|--------|
| | | | TK | S | A | SK | YDS | TFL | YDS | QBH | NO | YDS | LG | TD | PD | FF | FR | TD | YDS | TK | S | A | FF | | | FR | S |
| 09/12 | at Bengals | S | 1 | 1 | 0 | 0.0 | 0.0 | 0 | 0 | 0 | 0 | 0 | 0 | 0 | 0 | 0 | 0 | 0 | 0 | 0 | 0 | 0 | 0 | 0 | 0 | L | 24-27+ |
| 09/19 | at Cardinals | S | 2 | 1 | 1 | 0.0 | 0.0 | 0 | 0 | 0 | 0 | 0 | 0 | 0 | 0 | 0 | 0 | 0 | 0 | 0 | 0 | 0 | 0 | 0 | 0 | L | 33-34 |
| 09/26 | Seahawks | S | 2 | 1 | 1 | 0.0 | 0.0 | 0 | 0 | 0 | 0 | 0 | 0 | 0 | 0 | 0 | 0 | 0 | 0 | 0 | 0 | 0 | 0 | 0 | 0 | W | 30-17 |
| 10/03 | Browns | S | 2 | 2 | 0 | 0.0 | 0.0 | 0 | 0 | 0 | 0 | 0 | 0 | 0 | 0 | 0 | 0 | 0 | 0 | 0 | 0 | 0 | 0 | 0 | 0 | L | 7-14 |
| 10/10 | Lions | S | 3 | 1 | 2 | 0.0 | 0.0 | 0 | 0 | 0 | 0 | 0 | 0 | 0 | 2 | 0 | 0 | 0 | 0 | 0 | 0 | 0 | 0 | 0 | 0 | W | 19-17 |
| 10/17 | at Panthers | S | 3 | 2 | 1 | 0.0 | 0.0 | 1 | 0 | 0 | 0 | 0 | 0 | 0 | 0 | 0 | 0 | 0 | 0 | 0 | 0 | 0 | 0 | 0 | 0 | W | 34-28+ |
| 10/31 | Cowboys | | | | | | | | | | | | | | | | | | | | | | | | L | 16-20 | |
| 11/07 | at Ravens | | | | | | | | | | | | | | | | | | | | | | | | L | 31-34+ | |
| 11/14 | at Chargers | | | | | | | | | | | | | | | | | | | | | | | | W | 27-20 | |
| 11/21 | Packers | | | | | | | | | | | | | | | | | | | | | | | | W | 34-31 | |
| 11/28 | at 49ers | | | | | | | | | | | | | | | | | | | | | | | | L | 26-34 | |
| 12/05 | at Lions | | | | | | | | | | | | | | | | | | | | | | | | L | 27-29 | |
| 12/09 | Steelers | S | 5 | 3 | 2 | 0.0 | 0.0 | 0 | 0 | 0 | 0 | 0 | 0 | 0 | 0 | 0 | 0 | 0 | 0 | 0 | 0 | 0 | 0 | 0 | 0 | W | 36-28 |
| 12/20 | at Bears | S | 6 | 5 | 1 | 0.0 | 0.0 | 0 | 0 | 0 | 0 | 0 | 0 | 1 | 0 | 0 | 0 | 0 | 0 | 0 | 0 | 0 | 0 | 0 | 0 | W | 17-9 |
| 12/26 | Rams | S | 2 | 1 | 1 | 0.0 | 0.0 | 0 | 0 | 0 | 0 | 0 | 1 | 0 | 0 | 0 | 0 | 0 | 0 | 0 | 0 | 0 | 0 | 0 | 0 | L | 23-30 |
| 01/02 | at Packers | S | 4 | 3 | 1 | 0.0 | 0.0 | 0 | 0 | 0 | 0 | 0 | 0 | 0 | 0 | 0 | 0 | 0 | 0 | 0 | 0 | 0 | 0 | 0 | 0 | L | 10-37 |
| 01/09 | Bears | S | 7 | 6 | 1 | 0.0 | 0.0 | 0 | 0 | 0 | 1 | 66 | 66 | 1 | 1 | 0 | 0 | 0 | 0 | 0 | 0 | 0 | 0 | 0 | 0 | W | 31-17 |
| 2021 TOTALS | | 11-11 | 37 | 26 | 11 | 0.0 | 0.0 | 1 | 0 | 0 | 1 | 66 | 66 | 1 | 5 | 0 | 0 | 0 | 0 | 0 | 0 | 0 | 0 | 0 | 0 | 8-9 | |

+ - Overtime

2020 GAME-BY-GAME REGULAR-SEASON STATISTICS (CARDINALS)

| DATE | OPPONENT | P/S | TACKLES | | | | | | | INTERCEPTIONS | | | | | O. FUMB | | | ST | | | | MISC | | W/L | SCORE | | |
|-------------|---------------|-------|---------|----|---|-----|-----|-----|-----|---------------|----|-----|----|----|---------|----|----|----|-----|----|---|------|----|-----|-------|-----|--------|
| | | | TK | S | A | SK | YDS | TFL | YDS | QBH | NO | YDS | LG | TD | PD | FF | FR | TD | YDS | TK | S | A | FF | | | FR | S |
| 09/13 | at 49ers | S | 0 | 0 | 0 | 0.0 | 0.0 | 0 | 0 | 0 | 0 | 0 | 0 | 0 | 1 | 0 | 0 | 0 | 0 | 0 | 0 | 0 | 0 | 0 | 0 | W | 24-20 |
| 09/20 | Football Team | S | 1 | 1 | 0 | 0.0 | 0.0 | 0 | 0 | 0 | 0 | 0 | 0 | 0 | 0 | 0 | 0 | 0 | 0 | 0 | 0 | 0 | 0 | 0 | 0 | W | 30-15 |
| 09/27 | Lions | S | 1 | 1 | 0 | 0.0 | 0.0 | 0 | 0 | 0 | 0 | 0 | 0 | 0 | 0 | 0 | 0 | 0 | 0 | 0 | 0 | 0 | 0 | 0 | 0 | L | 23-26 |
| 10/04 | at Panthers | S | 5 | 5 | 0 | 0.0 | 0.0 | 0 | 0 | 0 | 1 | 0 | 0 | 0 | 1 | 0 | 0 | 0 | 0 | 0 | 0 | 0 | 0 | 0 | 0 | L | 21-31 |
| 10/11 | at Jets | S | 3 | 3 | 0 | 0.0 | 0.0 | 0 | 0 | 0 | 0 | 0 | 0 | 0 | 0 | 0 | 0 | 0 | 0 | 0 | 0 | 0 | 0 | 0 | 0 | W | 30-10 |
| 10/19 | at Cowboys | S | 8 | 7 | 1 | 0.0 | 0.0 | 0 | 0 | 0 | 0 | 0 | 0 | 0 | 0 | 0 | 0 | 0 | 0 | 0 | 0 | 0 | 0 | 0 | 0 | W | 38-10 |
| 10/25 | Seahawks | S | 4 | 3 | 1 | 0.0 | 0.0 | 0 | 0 | 0 | 1 | 0 | 0 | 0 | 2 | 0 | 0 | 0 | 0 | 0 | 0 | 0 | 0 | 0 | 0 | W | 37-34+ |
| 11/08 | Dolphins | S | 6 | 6 | 0 | 0.0 | 0.0 | 0 | 0 | 0 | 0 | 0 | 0 | 0 | 0 | 0 | 0 | 0 | 0 | 0 | 0 | 0 | 0 | 0 | 0 | L | 31-34 |
| 11/15 | Bills | S | 2 | 2 | 0 | 0.0 | 0.0 | 0 | 0 | 0 | 1 | 7 | 7 | 0 | 2 | 0 | 0 | 0 | 0 | 0 | 0 | 0 | 0 | 0 | 0 | W | 32-30 |
| 11/19 | at Seahawks | S | 5 | 3 | 2 | 0.0 | 0.0 | 0 | 0 | 0 | 0 | 0 | 0 | 0 | 0 | 0 | 0 | 0 | 0 | 0 | 0 | 0 | 0 | 0 | 0 | L | 21-28 |
| 11/29 | at Patriots | S | 5 | 4 | 1 | 0.0 | 0.0 | 0 | 0 | 0 | 0 | 0 | 0 | 0 | 0 | 0 | 0 | 0 | 0 | 0 | 0 | 0 | 0 | 0 | 0 | L | 17-20 |
| 12/06 | Rams | S | 5 | 4 | 1 | 0.0 | 0.0 | 0 | 0 | 0 | 0 | 0 | 0 | 0 | 0 | 0 | 0 | 0 | 0 | 0 | 0 | 0 | 0 | 0 | 0 | L | 28-38 |
| 12/13 | at Giants | S | 3 | 2 | 1 | 0.0 | 0.0 | 0 | 0 | 0 | 0 | 0 | 0 | 0 | 1 | 0 | 0 | 0 | 0 | 0 | 0 | 0 | 0 | 0 | 0 | W | 26-7 |
| 12/20 | Eagles | S | 6 | 6 | 0 | 0.0 | 0.0 | 0 | 0 | 0 | 0 | 0 | 0 | 1 | 0 | 0 | 0 | 0 | 0 | 0 | 0 | 0 | 0 | 0 | 0 | W | 33-26 |
| 12/26 | 49ers | S | 3 | 2 | 1 | 0.0 | 0.0 | 0 | 0 | 0 | 0 | 0 | 0 | 0 | 0 | 0 | 0 | 0 | 0 | 0 | 0 | 0 | 0 | 0 | 0 | L | 12-20 |
| 01/03 | at Rams | S | 4 | 3 | 1 | 0.0 | 0.0 | 0 | 0 | 0 | 0 | 0 | 0 | 0 | 0 | 0 | 0 | 0 | 0 | 0 | 0 | 0 | 0 | 0 | 0 | L | 7-18 |
| 2020 TOTALS | | 16-16 | 61 | 52 | 9 | 0.0 | 0.0 | 0 | 0 | 0 | 3 | 7 | 7 | 0 | 8 | 0 | 0 | 0 | 0 | 0 | 0 | 0 | 0 | 0 | 0 | 8-8 | |

+ - Overtime

2019 GAME-BY-GAME REGULAR-SEASON STATISTICS (CARDINALS)

| DATE | OPPONENT | P/S | TACKLES | | | | | | | INTERCEPTIONS | | | | | O. FUMB | | | ST | | | | MISC | | W/L | SCORE | | |
|-------------|---------------|-------|---------|----|---|-----|------|-----|-----|---------------|----|-----|----|----|---------|----|----|----|-----|----|---|------|----|-----|-------|--------|--------|
| | | | TK | S | A | SK | YDS | TFL | YDS | QBH | NO | YDS | LG | TD | PD | FF | FR | TD | YDS | TK | S | A | FF | | | FR | S |
| 09/08 | Lions | | | | | | | | | | | | | | | | | | | | | | | | | T | 27-27+ |
| 09/15 | at Ravens | | | | | | | | | | | | | | | | | | | | | | | | | L | 17-23 |
| 09/22 | Panthers | | | | | | | | | | | | | | | | | | | | | | | | | L | 20-38 |
| 09/29 | Seahawks | | | | | | | | | | | | | | | | | | | | | | | | | L | 10-27 |
| 10/06 | at Bengals | | | | | | | | | | | | | | | | | | | | | | | | | W | 26-23 |
| 10/13 | Falcons | | | | | | | | | | | | | | | | | | | | | | | | | W | 34-33 |
| 10/20 | at Giants | S | 7 | 7 | 0 | 1.0 | 13.0 | 0 | 0 | 1 | 0 | 0 | 0 | 0 | 1 | 0 | 0 | 0 | 0 | 0 | 0 | 0 | 0 | 0 | 0 | W | 27-21 |
| 10/27 | at Saints | S | 6 | 5 | 1 | 0.0 | 0.0 | 0 | 0 | 0 | 1 | 0 | 0 | 0 | 1 | 0 | 0 | 0 | 0 | 0 | 0 | 0 | 0 | 0 | 0 | L | 9-31 |
| 10/31 | 49ers | S | 3 | 2 | 1 | 0.0 | 0.0 | 0 | 0 | 0 | 0 | 0 | 0 | 0 | 0 | 0 | 0 | 0 | 0 | 0 | 0 | 0 | 0 | 0 | 0 | L | 25-28 |
| 11/10 | at Buccaneers | S | 3 | 3 | 0 | 0.0 | 0.0 | 0 | 0 | 0 | 0 | 0 | 0 | 0 | 0 | 0 | 0 | 0 | 0 | 0 | 0 | 0 | 0 | 0 | 0 | L | 27-30 |
| 11/17 | at 49ers | S | 4 | 4 | 0 | 0.0 | 0.0 | 0 | 0 | 0 | 0 | 0 | 0 | 0 | 1 | 0 | 0 | 0 | 0 | 0 | 0 | 0 | 0 | 0 | 0 | L | 26-36 |
| 12/01 | Rams | S | 8 | 5 | 3 | 0.0 | 0.0 | 1 | 10 | 0 | 0 | 0 | 0 | 0 | 0 | 0 | 0 | 0 | 0 | 0 | 0 | 0 | 0 | 0 | 0 | L | 7-34 |
| 12/08 | Steelers | S | 5 | 4 | 1 | 0.0 | 0.0 | 0 | 0 | 0 | 0 | 0 | 0 | 0 | 0 | 0 | 0 | 0 | 0 | 0 | 0 | 0 | 0 | 0 | 0 | L | 17-23 |
| 12/15 | Browns | S | 7 | 7 | 0 | 0.0 | 0.0 | 0 | 0 | 0 | 1 | 0 | 0 | 0 | 3 | 0 | 0 | 0 | 0 | 0 | 0 | 0 | 0 | 0 | 0 | W | 38-24 |
| 12/22 | at Seahawks | S | 3 | 3 | 0 | 0.0 | 0.0 | 1 | 18 | 0 | 0 | 0 | 0 | 0 | 0 | 0 | 0 | 0 | 0 | 0 | 0 | 0 | 0 | 0 | 0 | W | 27-13 |
| 12/29 | at Rams | S | 7 | 6 | 1 | 0.0 | 0.0 | 1 | 1 | 0 | 0 | 0 | 0 | 0 | 2 | 0 | 0 | 0 | 0 | 0 | 0 | 0 | 0 | 0 | 0 | L | 24-31 |
| 2019 TOTALS | | 10-10 | 53 | 46 | 7 | 1.0 | 13.0 | 3 | 29 | 1 | 2 | 0 | 0 | 0 | 7 | 1 | 0 | 0 | 0 | 0 | 0 | 0 | 0 | 0 | 0 | 5-10-1 | |

+ - Overtime

2022 GAME-BY-GAME POSTSEASON STATISTICS (VIKINGS)

| DATE | OPPONENT | P/S | TACKLES | | | | | | | INTERCEPTIONS | | | | | O. FUMB | | | ST | | | | MISC | | SCORE | | | |
|--------------------|----------|------------|----------|----------|----------|------------|------------|----------|----------|---------------|----------|----------|----------|----------|----------|----------|----------|----------|----------|----------|----------|----------|----------|----------|----------|------------|-------|
| | | | TK | S | A | SK | YDS | TFL | YDS | QBH | NO | YDS | LG | TD | PD | FF | FR | TD | YDS | TK | S | A | FF | | FR | S | A |
| 01/15 | Giants | S | 5 | 5 | 0 | 0.0 | 0.0 | 0 | 0 | 0 | 0 | 0 | 0 | 0 | 0 | 0 | 0 | 0 | 0 | 0 | 0 | 0 | 0 | 0 | 0 | L | 24-31 |
| 2022 TOTALS | | 1-1 | 5 | 5 | 0 | 0.0 | 0.0 | 0 | 0 | 0 | 0 | 0 | 0 | 0 | 0 | 0 | 0 | 0 | 0 | 0 | 0 | 0 | 0 | 0 | 0 | 0-1 | |

2015 GAME-BY-GAME POSTSEASON STATISTICS (CARDINALS)

| DATE | OPPONENT | P/S | TACKLES | | | | | | | INTERCEPTIONS | | | | | O. FUMB | | | ST | | | | MISC | | SCORE | | | |
|--------------------|-------------|------------|----------|----------|----------|------------|------------|----------|----------|---------------|----------|-----------|-----------|----------|----------|----------|----------|----------|----------|----------|----------|----------|----------|----------|----------|------------|--------|
| | | | TK | S | A | SK | YDS | TFL | YDS | QBH | NO | YDS | LG | TD | PD | FF | FR | TD | YDS | TK | S | A | FF | | FR | S | A |
| 01/16 | Packers | S | 0 | 0 | 0 | 0.0 | 0.0 | 0 | 0 | 0 | 0 | 0 | 0 | 0 | 0 | 0 | 0 | 0 | 0 | 0 | 0 | 0 | 0 | 0 | 0 | W | 26-20+ |
| 01/24 | at Panthers | S | 5 | 4 | 1 | 0.0 | 0.0 | 0 | 0 | 0 | 1 | 72 | 72 | 0 | 1 | 0 | 0 | 0 | 0 | 0 | 0 | 0 | 0 | 0 | 0 | L | 15-49 |
| 2015 TOTALS | | 2-2 | 5 | 4 | 1 | 0.0 | 0.0 | 0 | 0 | 0 | 1 | 72 | 72 | 0 | 1 | 0 | 0 | 0 | 0 | 0 | 0 | 0 | 0 | 0 | 0 | 1-1 | |

+ - Overtime

2014 GAME-BY-GAME POSTSEASON STATISTICS (CARDINALS)

| DATE | OPPONENT | P/S | TACKLES | | | | | | | INTERCEPTIONS | | | | | O. FUMB | | | ST | | | | MISC | | SCORE | | | |
|--------------------|-------------|------------|----------|----------|----------|------------|------------|----------|----------|---------------|----------|----------|----------|----------|----------|----------|----------|----------|----------|----------|----------|----------|----------|----------|----------|------------|-------|
| | | | TK | S | A | SK | YDS | TFL | YDS | QBH | NO | YDS | LG | TD | PD | FF | FR | TD | YDS | TK | S | A | FF | | FR | S | A |
| 01/03 | at Panthers | S | 4 | 4 | 0 | 0.0 | 0.0 | 0 | 0 | 0 | 0 | 0 | 0 | 0 | 0 | 0 | 0 | 0 | 0 | 0 | 0 | 0 | 0 | 0 | 0 | L | 16-27 |
| 2014 TOTALS | | 1-1 | 4 | 4 | 0 | 0.0 | 0.0 | 0 | 0 | 0 | 0 | 0 | 0 | 0 | 0 | 0 | 0 | 0 | 0 | 0 | 0 | 0 | 0 | 0 | 0 | 0-1 | |



14
WIDE RECEIVER
GEORGE PICKENS

HEIGHT: 6-3
WEIGHT: 200
BORN: March 4, 2001
COLLEGE: Georgia

BIRTHPLACE: Hoover, AL
HOW ACQUIRED: D2 '22
NFL EXPERIENCE: 2nd year

PRO CAREER

- ✦ Has played in 17 games (12 starts)
- ✦ Has registered 53 receptions for 801 yards (15.4 average) and four touchdowns
- ✦ Has rushed three times for 24 yards and one touchdown
- ✦ His 802 receiving yards are the fifth-most in a season by a rookie in franchise history
- ✦ His 52 receptions are the seventh-most in a season by a rookie in franchise history
- ✦ Made NFL debut in Week 1 of 2022 (at Cincinnati)
- ✦ Made NFL starting debut in Week 1 of 2022 (at Cincinnati)

2022 (STEELERS)

- ✦ Played in 17 regular-season games (12 starts)
- ✦ Ranked third-best on the team in receptions (52), second in receiving yards (801) and first in receiving touchdowns (four)
- ✦ Ranked second in the League among rookies in yards per reception (15.4; min. 25 receptions), tied for third in receiving touchdowns and fourth in receptions and receiving yards
- ✦ Added on three rushes for 24 yards and one touchdown
- ✦ One of seven rookie wide receivers to register a 100-yard receiving game this season
- ✦ Made 16 catches on 20-plus yard throws, nine more 20-plus yard catches than any other rookie
- ✦ Led all rookies in contest catches with 19
- ✦ Notched his first 100-yard receiving game in just his fourth game in the League in Week 4 vs. N.Y. Jets, setting career-highs in receptions (six) and receiving yards (102)
- ✦ His 100-yard performance in Week 4 was the first by a Steelers wideout since Diontae Johnson in 2021 vs. Baltimore (12/5/21), the first by a Steelers rookie since Najee Harris in 2021 vs. Cincinnati (9/26/21) and the only 100-yard performance by a Steelers wideout during the 2022 season
- ✦ Led the team in receptions (six) and receiving yards (83) in Week 5 at Buffalo
- ✦ Registered the first receiving touchdown of his career in Week 7 at Miami on a seven-yard pass from QB Kenny Pickett
- ✦ Punched in his first rushing touchdown on a one-yard run in Week 10 vs. New Orleans, also adding a career-long 22-yard run
- ✦ Led the receiving corps with 83 yards and a touchdown in Week 11 vs. Cincinnati
- ✦ Hauled in a season-long 42-yard reception in Week 14 vs. Baltimore, finishing the day with three receptions for 78 yards
- ✦ Caught a 14-yard touchdown with 46 seconds remaining the fourth quarter to give the Steelers a 13-10 victory in Week 16 vs. Las Vegas
- ✦ The 14-yard TD catch from QB Kenny Pickett marked only the fourth instance in the Super Bowl era of a rookie WR catching a game-winning TD from a rookie QB in the final two minutes of regulation
- ✦ Registered a 31-yard touchdown in Week 18 vs. Cleveland, his longest touchdown of the season, to finish with 72 yards on three receptions

TRANSACTIONS

- ✦ Signed a four-year contract with the Steelers on May 13, 2022
- ✦ Drafted by the Pittsburgh Steelers in the 2nd round (52nd overall) in the 2022 NFL Draft

COLLEGE

- ✦ Played in 26 games in his three-year Georgia career (missed much of the 2021 season after suffering a knee injury in late March)
- ✦ Registered 90 receptions for 1,347 yards with 14 touchdowns
- ✦ Pre-season All-American 2nd team pick by Walter Camp (2021)
- ✦ Second-team pre-season All-SEC as voted by the league's 14 head coach (2021)
- ✦ Started in all eight games in which he played (2020)
- ✦ Tied with K. Jackson for team receiving honors with 36 catches for 513 yards and a team-high six TDs (2020)
- ✦ Caught seven passes for 135 yards, including a then-career-long 51-yarder, in Chick-fil-A Peach Bowl win over Cincinnati (2020)
- ✦ Season-high eight receptions for 87 yards and a TD vs. Mississippi State (2020)
- ✦ Caught a pair of TD passes in win at Missouri, including a key score with :37 left before halftime (2020)
- ✦ Team-high five receptions for 53 yards vs. Alabama (2020)
- ✦ Caught four passes for 47 yards and the team's first TD of 2020, a 19-yarder, in Georgia's win at Arkansas
- ✦ Named to the pre-season watch list for the Fred Biletnikoff Award (nation's top WR) (2020)
- ✦ Named Pre-Season All-SEC Second Team, as selected by the media covering the league (2020)
- ✦ Coaches' Freshman All-SEC Team (2019)
- ✦ Co-winner of Offensive Newcomer of the Year award, given at team's post-season awards gala (2019)
- ✦ Played in all 14 games, earning his first start vs. Kentucky (2019)
- ✦ Started in Sugar Bowl win over Baylor (2019)
- ✦ Finished season with 49 catches for 727 yards, both team highs (2019)
- ✦ Led the Bulldogs in TD catches with eight (2019)
- ✦ Had 12 catches for 175 yards and a TD in the Sugar Bowl, earning MVP honors (2019)
- ✦ His 12 grabs tied a UGA bowl record and were the most by a Bulldog receiver in 17 seasons (2019)
- ✦ Two of his five catches vs. Missouri went for scores (25 & 18 yards) (2019)
- ✦ First TD catch was a second-quarter score, from 15 yards out, vs. Murray State (2019)
- ✦ Season highs of seven catches and 98 yards both came vs. South Carolina (2019)
- ✦ Team-high four catches for 35 yards vs. Kentucky (2019)

PERSONAL

- ✦ Selected to play for Team Flash at the 2019 Under Armour All-American Game, snagging four receptions for 55 yards
- ✦ 247sports.com five-star prospect, #24 prospect nationally, #4 wide receiver nationally, #1 prospect in Alabama
- ✦ ESPN.com four-star prospect, #6 WR nationally, #54 prospect nationally, #5 prospect in Alabama
- ✦ Rivals.com five-star prospect, #7 prospect nationally, #2 WR nationally, #1 prospect in Alabama
- ✦ Listed at No. 14 on the USA Today Chosen 25 for the nation's top overall prospects
- ✦ Honored as a finalist for the 2018 Alabama Sports Writers Association Class 7A Player of the Year Award
- ✦ Named to the 2018 All-USA Alabama First Team offense by the USA Today
- ✦ Helped the Buccaneers to a 9-4 record, the Region 3-7A title and the semifinals of the 2018 AHSAA Class 7A playoffs
- ✦ Finished his senior season with 69 catches for 1,368 yards and 16 TDs to go along with a KO return TD
- ✦ Named to AL.com's 2018 Super All-State Team and the All-Birmingham First Team offense
- ✦ Competed in the 2018 Alabama-Mississippi All-Star Game, earning Alabama MVP honors after catching nine passes for 155 yards and two TDs
- ✦ Named to the 2018 MaxPreps All-American Second Team offense
- ✦ Tabbed at No. 6 on AL.com's 2018 Preseason A-List
- ✦ Part of the Buccaneers' teams that won back-to-back AHSAA Class 7A State titles in 2017 (11-3) and 2016 (12-2)
- ✦ As a junior in 2017, he caught 46 passes for 735 yards and five TDs, while adding two punt returns for scores
- ✦ Named to AL.com's 2017 All-Birmingham Team as an athlete, as well as Class 7A First Team All-State offense by the ASWA, All-USA Alabama First Team offense by the USA Today and AL.com All-State Team Honorable Mention
- ✦ Competed at the Nike's The Opening Regional camp in Atlanta in July 2017
- ✦ Recipient of the A.J. Green Family Football Scholarship
- ✦ Younger brother Chris Humes played collegiately at Arkansas State and professionally for the CFL's Winnipeg Bombers.

REGULAR SEASON COMPARISON: RECEIVING - BUFFALO BILLS

| DATE | OPP | W/L | GP/GS | REC | YDS. | AVG. | TD | LG | TGTS | YAC |
|---------|-----------|-----|-------|-----|------|------|----|----|------|-----|
| 10/9/22 | PIT @ BUF | L | P | 6 | 83 | 13.8 | 0 | 29 | 8 | 17 |
| TOTALS | | 0/1 | 1/0 | 6 | 83 | 13.8 | 0 | 29 | 8 | 17 |

GEORGE PICKENS' NFL REGULAR SEASON RUSHING/RECEIVING STATISTICS

| DATE | TEAM | RECEIVING | | | | | | | RUSHING | | | | |
|------------|----------|-----------|----|-----|-------|------|-----|----|---------|------|------|----|----|
| | | GP | GS | NO. | YDS. | AVG. | LG | TD | NO. | YDS. | AVG. | LG | TD |
| 2022 | Steelers | 17 | 12 | 52 | 801 | 15.4 | 42 | 4 | 3 | 24 | 8.0 | 22 | 1 |
| 2023 | Steelers | 17 | 16 | 63 | 1,140 | 18.1 | 86t | 5 | 3 | 18 | 6.0 | 16 | 0 |
| NFL TOTALS | | 34 | 28 | 115 | 1,941 | 16.9 | 86T | 9 | 6 | 42 | 7.0 | 22 | 1 |

GEORGE PICKENS' NFL REGULAR SEASON RETURN STATISTICS

| DATE | TEAM | KICKOFF RETURNS | | | | | PUNT RETURNS | | | | | |
|------------|----------|-----------------|------|------|----|----|--------------|----|------|------|----|----|
| | | RET. | YDS. | AVG. | LG | TD | NO. | FC | YDS. | AVG. | LG | TD |
| 2022 | Steelers | 0 | 0 | 0.0 | 0 | 0 | 0 | 0 | 0 | 0.0 | 0 | 0 |
| 2023 | Steelers | 1 | 7 | 7.0 | 7 | 0 | 0 | 0 | 0 | 0.0 | 0 | 0 |
| NFL TOTALS | | 1 | 7 | 7.0 | 7 | 0 | 0 | 0 | 0 | 0.0 | 0 | 0 |

SINGLE-GAME HIGHS: RUSHING/RECEIVING

| | | | |
|-------------------|---|------------------------|--|
| Rush Attempts | 2 vs. New Orleans Saints, Nov 13, 2022 | Longest Receptions | 86t vs. Cincinnati Bengals, Dec 23, 2023 |
| | 1 vs. Tampa Bay Buccaneers, Oct 16, 2022 | | 71t vs. Cleveland Browns, Sep 18, 2023 |
| Rushing Yards | 23 vs. New Orleans Saints, Nov 13, 2022 | Receiving TDs | 2 vs. Cincinnati Bengals, Dec 23, 2023 |
| | 1 vs. Tampa Bay Buccaneers, Oct 16, 2022 | | 1 vs. Jacksonville Jaguars, Oct 29, 2023 |
| Longest Runs | 22 vs. New Orleans Saints, Nov 13, 2022 | | ...6 more at 1. |
| | 16 vs. Baltimore Ravens, Oct 08, 2023 | All-Purpose Yards | 195 vs. Cincinnati Bengals, Dec 23, 2023 |
| Receptions | 7 at Seattle Seahawks, Dec 31, 2023 | | 146 vs. Baltimore Ravens, Oct 08, 2023 |
| | 6 vs. Baltimore Ravens, Oct 08, 2023 | Longest Kickoff Return | 7 at Cincinnati Bengals, Nov 26, 2023 |
| | ...3 more at 6. | Most TDs | 2 vs. Cincinnati Bengals, Dec 23, 2023 |
| Receiving Yards | 195 vs. Cincinnati Bengals, Dec 23, 2023 | | 1 vs. Jacksonville Jaguars, Oct 29, 2023 |
| | 131 at Seattle Seahawks, Dec 31, 2023 | | ...7 more at 1. |
| Receiving Average | 48.8 vs. Cincinnati Bengals, Dec 23, 2023 | Miscellaneous Tackles | 1 vs. New England Patriots, Sep 18, 2022 |
| | 31.8 vs. Cleveland Browns, Sep 18, 2023 | | |

100-YARD RECEIVING GAMES (6): REGULAR SEASON

| DATE | TEAM | NO. | YDS. | AVG. | LG | TD |
|----------|-------------|-----|------|------|-----|----|
| 10/02/22 | JETS | 6 | 102 | 17.0 | 27 | 0 |
| 09/18/23 | BROWNS | 4 | 127 | 31.8 | 71t | 1 |
| 10/08/23 | RAVENS | 6 | 130 | 21.7 | 41t | 1 |
| 10/22/23 | at Rams | 5 | 107 | 21.4 | 31 | 0 |
| 12/23/23 | BENGALS | 4 | 195 | 48.8 | 86t | 2 |
| 12/31/23 | at Seahawks | 7 | 131 | 18.7 | 37 | 0 |


2023 GAME-BY-GAME REGULAR-SEASON STATISTICS (STEELERS)

| DATE | OPPONENT | P/S | RECEIVING | | | | | RUSHING | | | | | W/L | SCORE |
|--------------------|-------------|--------------|-----------|--------------|-------------|------------|----------|----------|-----------|------------|-----------|----------|-------------|-------|
| | | | NO. | YDS. | AVG. | LG | TD | NO. | YDS. | AVG. | LG | TD | | |
| 09/10 | 49ers | S | 5 | 36 | 7.2 | 9 | 0 | 0 | 0 | 0.0 | 0 | 0 | L | 7-30 |
| 09/18 | Browns | S | 4 | 127 | 31.8 | 71t | 1 | 0 | 0 | 0.0 | 0 | 0 | W | 26-22 |
| 09/24 | at Raiders | S | 4 | 75 | 18.8 | 32 | 0 | 0 | 0 | 0.0 | 0 | 0 | W | 23-18 |
| 10/01 | at Texans | S | 3 | 25 | 8.3 | 17 | 0 | 0 | 0 | 0.0 | 0 | 0 | L | 6-30 |
| 10/08 | Ravens | S | 6 | 130 | 21.7 | 41t | 1 | 1 | 16 | 16.0 | 16 | 0 | W | 17-10 |
| 10/22 | at Rams | S | 5 | 107 | 21.4 | 31 | 0 | 0 | 0 | 0.0 | 0 | 0 | W | 24-17 |
| 10/29 | Jaguars | S | 1 | 22 | 22.0 | 22t | 1 | 0 | 0 | 0.0 | 0 | 0 | L | 10-20 |
| 11/02 | Titans | S | 2 | -1 | -0.5 | 2 | 0 | 0 | 0 | 0.0 | 0 | 0 | W | 20-16 |
| 11/12 | Packers | S | 3 | 45 | 15.0 | 28 | 0 | 0 | 0 | 0.0 | 0 | 0 | W | 23-19 |
| 11/19 | at Browns | S | 4 | 38 | 9.5 | 14 | 0 | 1 | -1 | -1.0 | -1 | 0 | L | 10-13 |
| 11/26 | at Bengals | S | 3 | 58 | 19.3 | 43 | 0 | 0 | 0 | 0.0 | 0 | 0 | W | 16-10 |
| 12/03 | Cardinals | S | 4 | 86 | 21.5 | 38 | 0 | 0 | 0 | 0.0 | 0 | 0 | L | 10-24 |
| 12/07 | Patriots | S | 5 | 19 | 3.8 | 7 | 0 | 0 | 0 | 0.0 | 0 | 0 | L | 18-21 |
| 12/16 | at Colts | S | 3 | 47 | 15.7 | 17 | 0 | 0 | 0 | 0.0 | 0 | 0 | L | 13-30 |
| 12/23 | Bengals | S | 4 | 195 | 48.8 | 86t | 2 | 0 | 0 | 0.0 | 0 | 0 | W | 34-11 |
| 12/31 | at Seahawks | P | 7 | 131 | 18.7 | 37 | 0 | 0 | 0 | 0.0 | 0 | 0 | W | 30-23 |
| 01/06 | at Ravens | S | 0 | 0 | 0.0 | 0 | 0 | 1 | 3 | 3.0 | 3 | 0 | W | 17-10 |
| 2023 TOTALS | | 17-16 | 63 | 1,140 | 18.1 | 86T | 5 | 3 | 18 | 6.0 | 16 | 0 | 10-7 | |

2022 GAME-BY-GAME REGULAR-SEASON STATISTICS (STEELERS)

| DATE | OPPONENT | P/S | RECEIVING | | | | | RUSHING | | | | | W/L | SCORE |
|--------------------|-------------|--------------|-----------|------------|-------------|-----------|----------|----------|-----------|------------|-----------|----------|------------|--------|
| | | | NO. | YDS. | AVG. | LG | TD | NO. | YDS. | AVG. | LG | TD | | |
| 09/11 | at Bengals | S | 1 | 3 | 3.0 | 3 | 0 | 0 | 0 | 0.0 | 0 | 0 | W | 23-20+ |
| 09/18 | Patriots | P | 1 | 23 | 23.0 | 23 | 0 | 0 | 0 | 0.0 | 0 | 0 | L | 14-17 |
| 09/22 | at Browns | P | 3 | 39 | 13.0 | 36 | 0 | 0 | 0 | 0.0 | 0 | 0 | L | 17-29 |
| 10/02 | Jets | S | 6 | 102 | 17.0 | 27 | 0 | 0 | 0 | 0.0 | 0 | 0 | L | 20-24 |
| 10/09 | at Bills | P | 6 | 83 | 13.8 | 29 | 0 | 0 | 0 | 0.0 | 0 | 0 | L | 3-38 |
| 10/16 | Buccaneers | S | 3 | 27 | 9.0 | 14 | 0 | 1 | 1 | 1.0 | 1 | 0 | W | 20-18 |
| 10/23 | at Dolphins | P | 6 | 61 | 10.2 | 30 | 1 | 0 | 0 | 0.0 | 0 | 0 | L | 10-16 |
| 10/30 | at Eagles | S | 0 | 0 | 0.0 | 0 | 0 | 0 | 0 | 0.0 | 0 | 0 | L | 13-35 |
| 11/13 | Saints | S | 3 | 32 | 10.7 | 14 | 0 | 2 | 23 | 11.5 | 22 | 1 | W | 20-10 |
| 11/20 | Bengals | S | 4 | 83 | 20.8 | 33 | 1 | 0 | 0 | 0.0 | 0 | 0 | L | 30-37 |
| 11/28 | at Colts | P | 3 | 57 | 19.0 | 35 | 0 | 0 | 0 | 0.0 | 0 | 0 | W | 24-17 |
| 12/04 | at Falcons | S | 1 | 2 | 2.0 | 2 | 0 | 0 | 0 | 0.0 | 0 | 0 | W | 19-16 |
| 12/11 | Ravens | S | 3 | 78 | 26.0 | 42 | 0 | 0 | 0 | 0.0 | 0 | 0 | L | 14-16 |
| 12/18 | at Panthers | S | 2 | 53 | 26.5 | 38 | 0 | 0 | 0 | 0.0 | 0 | 0 | W | 24-16 |
| 12/24 | Raiders | S | 5 | 57 | 11.4 | 25 | 1 | 0 | 0 | 0.0 | 0 | 0 | W | 13-10 |
| 01/01 | at Ravens | S | 2 | 29 | 14.5 | 15 | 0 | 0 | 0 | 0.0 | 0 | 0 | W | 16-13 |
| 01/08 | Browns | S | 3 | 72 | 24.0 | 31t | 1 | 0 | 0 | 0.0 | 0 | 0 | W | 28-14 |
| 2022 TOTALS | | 17-12 | 52 | 801 | 15.4 | 42 | 4 | 3 | 24 | 8.0 | 22 | 1 | 9-8 | |

+ - Overtime



8

QUARTERBACK

KENNY PICKETT

HEIGHT: 6-3
WEIGHT: 220
BORN: June 6, 1998
COLLEGE: Pittsburgh
BIRTHPLACE: Oakhurst, NJ
HOW ACQUIRED: D1 '22
NFL EXPERIENCE: 2nd year

PRO CAREER

- ✦ Career regular-season record as a starter: 7-5 (.583) in 2022
- ✦ Has played in 13 games (12 starts)
- ✦ Has completed 245-of-389 passes (63.0 percent) for 2,404 yards, seven touchdowns and a quarterback rating of 76.7
- ✦ Has rushed 55 times for 237 yards and three TDs
- ✦ Set rookie quarterback franchise records in completions and attempts, and ranked second in passing yards, completion percentage, passing TDs and victories
- ✦ Made NFL debut in Week 4 of 2022 (vs. New York Jets)
- ✦ Made NFL starting debut in Week 5 of 2022 (at Buffalo)

2021 (STEELERS)

- ✦ Led rookie quarterbacks in games played (13) and games started (12)
- ✦ Recipient of the Pro Football Writers' "Joe Greene Great Performance Award," which is annually presented to the Steelers' top rookie
- ✦ Led NFL rookies with 2,404 passing yards and joined QB Ben Roethlisberger (2,621 in 2004) as the only rookies in franchise history to ever pass for 2,000 or more yards
- ✦ Became the first quarterback since the 1970 merger to have multiple rushing TDs in his first career game with two after entering the game following halftime in Week 4 vs. N.Y. Jets
- ✦ Completed 34-of-52 passes (65.4 percent) for 327 yards, one interception and a 74.8 rating in his first career start in Week 5 at Buffalo
- ✦ Set franchise records for pass completions, pass attempts and passing yards in a first career start
- ✦ Became the fourth rookie quarterback to pick up a victory in their first start at home since the 1970 AFL-NFL merger and the eighth rookie in NFL history to defeat QB Tom Brady in Week 6 vs. Tampa Bay
- ✦ Threw just one interception in his last eight starts of the season, the second-fewest in the League among quarterbacks that started at least eight games after Week 10
- ✦ Registered a career-best five completions of 20-plus yards in Week 11 vs. Cincinnati, the most by a Steelers' quarterback since 2018
- ✦ Became the first rookie in NFL history to have a game-winning TD pass in the final minute of the fourth quarter in back-to-back games (Week 16 vs. Las Vegas and Week 17 at Baltimore)
- ✦ Threw a 14-yard TD pass to WR George Pickens with 46 seconds left in the fourth quarter in Week 16 vs. Las Vegas, only the fourth instance in the Super Bowl era of a rookie QB throwing a game-winning TD to a rookie receiver in the final two minutes of regulation
- ✦ Became the third rookie signal caller to defeat the Ravens in Baltimore in Week 17 and first since his teammate, QB Mitch Trubisky, did so in Week 6 of 2017

TRANSACTIONS

- ✦ Signed a four-year contract with Pittsburgh on June 23, 2022
- ✦ Drafted by Pittsburgh in the first round (20th overall) of the 2022 NFL Draft

COLLEGE

- ✦ Finished his career as Pitt's all-time leader in passing yards (12,303), pass completions (1,045), total offense (13,112), TD responsibility (102) and passing TDs (81)
- ✦ Registered the most 300-yard passing games (16) and 400-yard passing games (five) in Pitt history
- ✦ Recorded 20 career rushing TDs, a new standard for a Pitt quarterback
- ✦ Finished as the winningest starting quarterback in Pitt history with 32 victories
- ✦ Fashioned a 32-17 record as a starting quarterback QB in school history
- ✦ Completed 67% of his passes (334 of 497) for 4,319 yards with 42 TDs and only seven interceptions in 2021; added five rushing scores (totaled 47 TDs)
- ✦ His 4,319 passing yards, 42 passing TDs, 47 total TDs and 334 completions set school single-season marks
- ✦ Set an ACC single-season record for TD passes
- ✦ Directed the Panthers to an 11-2 record and the program's first ACC championship
- ✦ The 11 victories marked Pitt's most since the Dan Marino-led 1981 team went 11-1
- ✦ Named a first team All-American by the Walter Camp Football Foundation and American Football Coaches Association (AFCA)
- ✦ Last Pitt quarterback to be named a first team All-American was Marino in 1981
- ✦ 2021 Heisman Trophy finalist—Pitt's first since receiver Larry Fitzgerald in 2003—and finished third in the balloting
- ✦ Boasted national top-10 statistical rankings in eight categories: TD passes (ACC-record 42, fourth), points responsible for (282, fourth), points responsible for per game (21.7 avg., fifth), total offense (350.8 avg., fifth), passing yards (4,319, sixth), passing yards per game (332.2 avg., sixth), completions per game (25.69 avg., seventh) and pass efficiency (ACC-high 165.3 rating, ninth)
- ✦ 2021 additional honors include: Johnny Unitas Golden Arm Award Winner (nation's top senior/fourth-year junior quarterback), Senior CLASS Award Winner (community, classroom, character and competition), Maxwell Award Finalist (nation's outstanding player), Walter Camp Award Finalist (nation's outstanding player), Davey O'Brien National Quarterback Award Finalist (nation's best college quarterback), Manning Award Finalist (college football's outstanding quarterback), AFCA All-America Team (first team), Walter Camp All-America Team (first team), Associated Press All-America Team (second team), Football Writers Association of America All-America Team (second team), Sporting News All-America Team (second team), ACC Player of the Year (overall and offensive) and Brian Westbrook Regional Player of the Year Award (Maxwell Football Club)

PERSONAL

- ✦ Full name is Kenneth Shane Pickett
- ✦ Born June 6, 1998
- ✦ Son of Ken and Kasey Pickett
- ✦ Father was an All-American linebacker at Shippensburg University and is a member of the school's Athletic Hall of Fame
- ✦ Mother played soccer at Kutztown University
- ✦ Sister, Alex, played soccer at East Stroudsburg University
- ✦ Earned his bachelor's degree in marketing and is enrolled in Pitt's Katz Graduate School of Business

REGULAR SEASON COMPARISON: PASSING - BUFFALO BILLS

| DATE | OPP | W/L | GP/GS | C | ATT | YDS. | AVG. | TD | LG | INT | SK | SKYD | RTG |
|---------------|-----------|-----|-------|----|-----|------|------|----|----|-----|----|------|------|
| 10/9/22 | PIT @ BUF | L | S | 34 | 52 | 327 | 6.3 | 0 | 29 | 1 | 3 | 17 | 74.8 |
| TOTALS | | 0/1 | 1/1 | 34 | 52 | 327 | 6.3 | 0 | 29 | 1 | 3 | 17 | -- |

KENNY PICKETT'S NFL REGULAR SEASON PASSING STATISTICS

| DATE | TEAM | GP | GS | ATT. | CMP. | PCT. | YDS | AVG. | TD | INT. | LG | SK | LST | RATE |
|---------------|----------|----|----|------|------|------|-------|------|----|------|-----|----|-----|------|
| 2022 | Steelers | 13 | 12 | 389 | 245 | 63.0 | 2,404 | 6.2 | 7 | 9 | 57 | 27 | 182 | 76.7 |
| 2023 | Steelers | 12 | 12 | 324 | 201 | 62.0 | 2,070 | 6.4 | 6 | 4 | 72t | 23 | 173 | 81.4 |
| TOTALS | | 25 | 24 | 713 | 446 | 62.6 | 4,474 | 6.3 | 13 | 13 | 72T | 50 | 355 | 78.8 |

KENNY PICKETT'S NFL REGULAR SEASON RUSHING STATISTICS

| DATE | TEAM | NO. | YDS. | AVG. | LG | TD |
|---------------|----------|-----|------|------|----|----|
| 2022 | Steelers | 55 | 237 | 4.3 | 23 | 3 |
| 2023 | Steelers | 42 | 54 | 1.3 | 11 | 1 |
| TOTALS | | 97 | 291 | 3.0 | 23 | 4 |

KENNY PICKETT'S NFL REGULAR SEASON PASSING/RUSHING STATISTICS

| DATE | TEAM | GP | GS | PASSING | | | | | | | | | | RUSHING | | | | | |
|---------------|----------|----|----|---------|------|------|-------|------|----|------|-----|----|-----|---------|-----|------|------|----|----|
| | | | | ATT. | CMP. | PCT. | YDS | AVG. | TD | INT. | LG | SK | LST | RATE | NO. | YDS. | AVG. | LG | TD |
| 2022 | Steelers | 13 | 12 | 389 | 245 | 63.0 | 2,404 | 6.2 | 7 | 9 | 57 | 27 | 182 | 76.7 | 55 | 237 | 4.3 | 23 | 3 |
| 2023 | Steelers | 12 | 12 | 324 | 201 | 62.0 | 2,070 | 6.4 | 6 | 4 | 72t | 23 | 173 | 81.4 | 42 | 54 | 1.3 | 11 | 1 |
| TOTALS | | 25 | 24 | 713 | 446 | 62.6 | 4,474 | 6.3 | 13 | 13 | 72T | 50 | 355 | 78.8 | 97 | 291 | 3.0 | 23 | 4 |

SINGLE-GAME HIGHS: QUARTERBACK

| | | | |
|-----------------------|--|-----------------|--|
| Pass Attempts | 52 at Buffalo Bills, Oct 09, 2022 | Passer Rating | 108.5 at Las Vegas Raiders, Sep 24, 2023 |
| | 46 vs. San Francisco 49ers, Sep 10, 2023 | | 97.8 at Cincinnati Bengals, Nov 26, 2023 |
| Pass Completions | 34 at Buffalo Bills, Oct 09, 2022 | Rush Attempts | 8 at Los Angeles Rams, Oct 22, 2023 |
| | 32 at Miami Dolphins, Oct 23, 2022 | | 8 vs. New Orleans Saints, Nov 13, 2022 |
| Yards Passing | 327 at Buffalo Bills, Oct 09, 2022 | Rushing Yards | 51 vs. New Orleans Saints, Nov 13, 2022 |
| | 278 at Cincinnati Bengals, Nov 26, 2023 | | 37 at Philadelphia Eagles, Oct 30, 2022 |
| TD Passes | 2 at Las Vegas Raiders, Sep 24, 2023 | Rushing Average | 6.4 vs. New Orleans Saints, Nov 13, 2022 |
| | 1 vs. Tennessee Titans, Nov 02, 2023 | | 5.3 at Philadelphia Eagles, Oct 30, 2022 |
| | ...10 more at 1. | Longest Runs | 23 vs. New Orleans Saints, Nov 13, 2022 |
| Long Passes | 72t at Las Vegas Raiders, Sep 24, 2023 | | 16 at Miami Dolphins, Oct 23, 2022 |
| | 71t vs. Cleveland Browns, Sep 18, 2023 | Rushing TDs | 2 vs. New York Jets, Oct 02, 2022 |
| Completion Percentage | 72.7 at Cincinnati Bengals, Nov 26, 2023 | | 1 at Los Angeles Rams, Oct 22, 2023 |
| | 72.7 at Miami Dolphins, Oct 23, 2022 | | ...1 more at 1. |

300-YARD PASSING GAMES (1): REGULAR SEASON

| DATE | TEAM | NO. | YDS. | AVG. | LG | TD |
|----------|----------|-----|------|------|----|----|
| 10/09/22 | at Bills | 34 | 327 | 9.6 | 29 | 0 |


2023 GAME-BY-GAME REGULAR-SEASON STATISTICS (STEELERS)

| DATE | OPPONENT | P/S | PASSING | | | | | | | | | | | RUSHING | | | | W/L | SCORE |
|--------------------|-------------|-----|---------|-----|-----|-------|------|------|------|-----|-----|-------|--------|---------|-----|----|----|-----|-------|
| | | | ATT | CMP | YDS | PCT | Y/A | Y/C | TD | INT | LG | SK/YD | RATE | ATT | YDS | LG | TD | | |
| 09/10 | 49ers | S | 46 | 31 | 232 | 67.4 | 5.0 | 7.5 | 1 | 2 | 31 | 5/34 | 68.4 | 1 | 4 | 4 | 0 | L | 7-30 |
| 09/18 | Browns | S | 30 | 15 | 222 | 50.0 | 7.4 | 14.8 | 1 | 1 | 71t | 2/22 | 71.8 | 4 | -6 | -1 | 0 | W | 26-22 |
| 09/24 | at Raiders | S | 28 | 16 | 235 | 57.1 | 8.4 | 14.7 | 2 | 0 | 72t | 1/7 | 108.5 | 3 | 11 | 10 | 0 | W | 23-18 |
| 10/01 | at Texans | S | 23 | 15 | 114 | 65.2 | 5.0 | 7.6 | 0 | 1 | 32 | 3/21 | 59.0 | 2 | 9 | 8 | 0 | L | 6-30 |
| 10/08 | Ravens | S | 32 | 18 | 224 | 56.3 | 7.0 | 12.4 | 1 | 0 | 41t | 3/22 | 88.5 | 6 | -6 | 2 | 0 | W | 17-10 |
| 10/22 | at Rams | S | 25 | 17 | 230 | 68.0 | 9.2 | 13.5 | 0 | 0 | 39 | 2/16 | 97.1 | 8 | 0 | 2 | 1 | W | 24-17 |
| 10/29 | Jaguars | S | 16 | 10 | 73 | 62.5 | 4.6 | 7.3 | 0 | 0 | 16 | 1/5 | 73.2 | 1 | 10 | 10 | 0 | L | 10-20 |
| 11/02 | Titans | S | 30 | 19 | 160 | 63.3 | 5.3 | 8.4 | 1 | 0 | 32 | 0/0 | 88.2 | 1 | -1 | -1 | 0 | W | 20-16 |
| 11/12 | Packers | S | 23 | 14 | 126 | 60.9 | 5.5 | 9.0 | 0 | 0 | 28 | 1/7 | 75.6 | 4 | 16 | 11 | 0 | W | 23-19 |
| 11/19 | at Browns | S | 28 | 15 | 106 | 53.6 | 3.8 | 7.1 | 0 | 0 | 14 | 3/29 | 62.5 | 4 | 9 | 5 | 0 | L | 10-13 |
| 11/26 | at Bengals | S | 33 | 24 | 278 | 72.7 | 8.4 | 11.6 | 0 | 0 | 43 | 2/10 | 97.8 | 5 | 5 | 5 | 0 | W | 16-10 |
| 12/03 | Cardinals | S | 10 | 7 | 70 | 70.0 | 7.0 | 10.0 | 0 | 0 | 38 | 0/0 | 89.6 | 3 | 3 | 2 | 0 | L | 10-24 |
| 12/07 | Patriots | | | | | | | | | | | | | | | | | L | 18-21 |
| 12/16 | at Colts | | | | | | | | | | | | | | | | | L | 13-30 |
| 12/23 | Bengals | | | | | | | | | | | | | | | | | W | 34-11 |
| 12/31 | at Seahawks | | | | | | | | | | | | | | | | | W | 30-23 |
| 01/06 | at Ravens | | | | | | | | | | | | | | | | | W | 17-10 |
| 2023 TOTALS | | | 12-12 | 324 | 201 | 2,070 | 62.0 | 6.4 | 10.3 | 6 | 4 | 72T | 23/173 | 81.4 | 42 | 54 | 11 | 1 | 10-7 |

2022 GAME-BY-GAME REGULAR-SEASON STATISTICS (STEELERS)

| DATE | OPPONENT | P/S | PASSING | | | | | | | | | | | RUSHING | | | | W/L | SCORE |
|--------------------|-------------|-----|---------|-----|-----|-------|------|------|-----|-----|----|-------|--------|---------|-----|-----|----|-----|--------|
| | | | ATT | CMP | YDS | PCT | Y/A | Y/C | TD | INT | LG | SK/YD | RATE | ATT | YDS | LG | TD | | |
| 09/11 | at Bengals | | | | | | | | | | | | | | | | | W | 23-20+ |
| 09/18 | Patriots | | | | | | | | | | | | | | | | | L | 14-17 |
| 09/22 | at Browns | | | | | | | | | | | | | | | | | L | 17-29 |
| 10/02 | Jets | P | 13 | 10 | 120 | 76.9 | 9.2 | 12.0 | 0 | 3 | 27 | 0/0 | 65.1 | 6 | 15 | 7 | 2 | L | 20-24 |
| 10/09 | at Bills | S | 52 | 34 | 327 | 65.4 | 6.3 | 9.6 | 0 | 1 | 29 | 3/17 | 74.8 | 1 | 10 | 10 | 0 | L | 3-38 |
| 10/16 | Buccaneers | S | 18 | 11 | 67 | 61.1 | 3.7 | 6.1 | 1 | 0 | 14 | 1/12 | 87.0 | 2 | 16 | 10 | 0 | W | 20-18 |
| 10/23 | at Dolphins | S | 44 | 32 | 257 | 72.7 | 5.8 | 8.0 | 1 | 3 | 30 | 2/11 | 66.2 | 3 | 20 | 16 | 0 | L | 10-16 |
| 10/30 | at Eagles | S | 38 | 25 | 191 | 65.8 | 5.0 | 7.6 | 0 | 1 | 25 | 6/38 | 66.9 | 7 | 37 | 11 | 0 | L | 13-35 |
| 11/13 | Saints | S | 30 | 18 | 199 | 60.0 | 6.6 | 11.1 | 0 | 0 | 36 | 6/37 | 79.7 | 8 | 51 | 23 | 1 | W | 20-10 |
| 11/20 | Bengals | S | 42 | 25 | 265 | 59.5 | 6.3 | 10.6 | 1 | 0 | 33 | 2/16 | 85.9 | 2 | 14 | 14 | 0 | L | 30-37 |
| 11/28 | at Colts | S | 28 | 20 | 174 | 71.4 | 6.2 | 8.7 | 0 | 0 | 35 | 3/23 | 87.5 | 6 | 32 | 9 | 0 | W | 24-17 |
| 12/04 | at Falcons | S | 28 | 16 | 197 | 57.1 | 7.0 | 12.3 | 1 | 0 | 57 | 0/0 | 90.9 | 7 | 14 | 9 | 0 | W | 19-16 |
| 12/11 | Ravens | S | 1 | 0 | 0 | 0.0 | 0.0 | 0.0 | 0 | 0 | 0 | 1/7 | 39.6 | 2 | 16 | 13 | 0 | L | 14-16 |
| 12/18 | at Panthers | | | | | | | | | | | | | | | | | W | 24-16 |
| 12/24 | Raiders | S | 39 | 26 | 244 | 66.7 | 6.3 | 9.4 | 1 | 1 | 25 | 0/0 | 81.6 | 3 | 9 | 6 | 0 | W | 13-10 |
| 01/01 | at Ravens | S | 27 | 15 | 168 | 55.6 | 6.2 | 11.2 | 1 | 0 | 28 | 2/15 | 86.7 | 5 | 2 | 2 | 0 | W | 16-13 |
| 01/08 | Browns | S | 29 | 13 | 195 | 44.8 | 6.7 | 15.0 | 1 | 0 | 32 | 1/6 | 79.0 | 3 | 1 | 1 | 0 | W | 28-14 |
| 2022 TOTALS | | | 13-12 | 389 | 245 | 2,404 | 63.0 | 6.2 | 9.8 | 7 | 9 | 57 | 27/182 | 76.7 | 55 | 237 | 23 | 3 | 9-8 |

+ - Overtime



42

CORNERBACK

JAMES PIERRE

HEIGHT: 6-2
WEIGHT: 185
BORN: September 16, 1996
COLLEGE: Florida Atlantic

BIRTHPLACE: Deerfield Beach, FL
HOW ACQUIRED: UDFA '20
NFL EXPERIENCE: 4th year

PRO CAREER

- ✦ Has played in 50 regular-season games (six starts) in his three-year career
- ✦ Has registered 58 tackles, (51 solo), eight passes defended, two interceptions, one forced fumble on defense and one tackle for loss
- ✦ Has recorded 28 tackles (14 solo), two forced fumbles and one fumble recovery on special teams
- ✦ Made NFL debut in Week 1 of 2020 (at N.Y. Giants)
- ✦ Made NFL starting debut in Week 2 of 2021 (vs. Las Vegas)

2022 (STEELERS)

- ✦ Played in all 17 regular-season games (two starts)
- ✦ Registered 20 tackles (16 solo), four passes defended, one interception and one tackle for loss
- ✦ Recorded nine tackles (five solo) and one fumble recovery on special teams
- ✦ Picked off QB Matt Ryan in Week 12 at Indianapolis for his second career interception

2021 (STEELERS)

- ✦ Played in 17 games (four starts)
- ✦ Registered 37 tackles (34 solo), four passes defended, one interception and one forced fumble
- ✦ Made 10 tackles (three solo) and two forced fumbles on special teams
- ✦ Made his first career start at left cornerback in place of an injured Joe Haden (Week 2 vs Cincinnati)
- ✦ Recorded his first career interception in Week 5 vs Denver, picking off QB Teddy Bridgewater
- ✦ Recorded his first career forced fumble in Week 6 vs Seattle

2020 (STEELERS)

- ✦ Played in all 16 regular-season games, primarily on special teams
- ✦ Recorded nine tackles on special teams, including six solo stops
- ✦ His nine tackles on special teams were tied for the team lead
- ✦ His six solo stops on special teams led the team
- ✦ Recorded his only tackle and tackle for loss in Week 10 at Jacksonville

TRANSACTIONS

- ✦ Signed a one-year contract with Pittsburgh on Mar. 21, 2023
- ✦ Signed with the Steelers as an undrafted free agent on April 28, 2020

COLLEGE

- ✦ Three-year letterwinner and two-year starter at Florida Atlantic (2017-19)
- ✦ Appeared in 39 games in his career (22 starts)
- ✦ Recorded 120 career tackles, 8.5 tackles for loss, three interceptions, 18 passes defended and two forced fumbles
- ✦ Named 2019 C-USA honorable mention

PERSONAL

- ✦ Attended Deerfield Beach HS (Deerfield Beach, Fla.)
- ✦ Three-star rated and No. 48 safety in the Class of 2016 by 247Sports.com
- ✦ Full name: James Pierre

REGULAR SEASON COMPARISON: DEFENSIVE - BUFFALO BILLS

| DATE | OPP | W/L | GP/GS | TACKLES | | | | | SACK | YDS. | INT | TFL | PD | QBH | TD | MISC | | | |
|---------------|-----------|-----|-------|---------|------|------|------|-----|------|------|-----|-----|----|-----|----|------|----|---|---|
| | | | | TOT | SOLO | ASST | YDS. | INT | | | | | | | | FF | FR | S | A |
| 12/13/20 | PIT @ BUF | L | P | 0 | 1 | 0 | 0 | 0.0 | 0.0 | 0 | 0 | 0 | 0 | 0 | 0 | 0 | 0 | 0 | 0 |
| 9/12/21 | PIT @ BUF | W | P | 6 | 6 | 0 | 0 | 0.0 | 0.0 | 0 | 0 | 1 | 0 | 0 | 0 | 0 | 0 | 0 | |
| 10/9/22 | PIT @ BUF | L | P | 5 | 5 | 0 | 0 | 0.0 | 0.0 | 0 | 0 | 1 | 0 | 0 | 0 | 0 | 0 | 0 | |
| TOTALS | | 1/2 | 3/0 | 11 | 11 | 0 | 0.0 | 0.0 | 0 | 0 | 0 | 2 | 0 | 0 | 0 | 0 | 0 | 0 | |

JAMES PIERRE'S NFL REGULAR SEASON DEFENSIVE STATISTICS

| DATE | TEAM | GP | GS | TACKLES | | | | | QBH | INTERCEPTIONS | | | | O. FUMB | | | ST | | | MISC | | | | | |
|-------------------|----------|----|----|---------|----|---|----|-----|-----|---------------|-----|----|----|---------|----|----|----|-----|----|------|----|----|----|---|---|
| | | | | TK | S | A | SK | YDS | | NO | YDS | LG | TD | PD | FF | FR | TD | YDS | TK | S | A | FF | FR | S | A |
| 2020 | Steelers | 16 | 0 | 1 | 1 | 0 | 1 | 1 | 0.0 | 0.0 | 0 | 0 | 0 | 0 | 0 | 0 | 0 | 9 | 6 | 3 | 0 | 0 | 0 | 0 | |
| 2021 | Steelers | 17 | 4 | 37 | 34 | 3 | 0 | 0 | 0.0 | 0.0 | 0 | 1 | 0 | 0 | 0 | 0 | 0 | 10 | 3 | 7 | 2 | 0 | 0 | 0 | |
| 2022 | Steelers | 17 | 2 | 20 | 16 | 4 | 0 | 0 | 0.0 | 0.0 | 0 | 1 | 0 | 0 | 0 | 0 | 0 | 9 | 5 | 4 | 0 | 1 | 0 | 0 | |
| 2023 | Steelers | 16 | 0 | 1 | 1 | 0 | 0 | 0 | 0.0 | 0.0 | 0 | 0 | 0 | 0 | 0 | 0 | 0 | 7 | 5 | 2 | 0 | 0 | 0 | 0 | |
| NFL TOTALS | | 66 | 6 | 59 | 52 | 7 | 1 | 1 | 0.0 | 0.0 | 0 | 2 | 0 | 0 | 0 | 8 | 1 | 0 | 35 | 19 | 16 | 2 | 1 | 0 | 0 |

JAMES PIERRE'S NFL POSTSEASON DEFENSIVE STATISTICS

| DATE | TEAM | GP | GS | TACKLES | | | | | | | INTERCEPTIONS | | | | | O. FUMB | | | ST | | | | MISC | | | | | |
|-------------------|----------|----------|----------|----------|----------|----------|----------|----------|------------|------------|---------------|----------|----------|----------|----------|----------|----------|----------|----------|----------|----------|----------|----------|----------|----------|----------|----------|----------|
| | | | | TK | S | A | SK | YDS | TFL | YDS | QBH | NO | YDS | LG | TD | PD | FF | FR | TD | YDS | TK | S | A | FF | FR | S | A | |
| 2020 | Steelers | 1 | 0 | 0 | 0 | 0 | 0 | 0 | 0 | 0.0 | 0.0 | 0 | 0 | 0 | 0 | 0 | 1 | 0 | 0 | 0 | 0 | 2 | 2 | 0 | 0 | 0 | 0 | 0 |
| 2021 | Steelers | 0 | 0 | 0 | 0 | 0 | 0 | 0 | 0.0 | 0.0 | 0 | 0 | 0 | 0 | 0 | 0 | 0 | 0 | 0 | 0 | 0 | 0 | 0 | 0 | 0 | 0 | 0 | 0 |
| NFL TOTALS | | 1 | 0 | 0 | 0 | 0 | 0 | 0 | 0.0 | 0.0 | 0 | 0 | 0 | 0 | 0 | 1 | 0 | 0 | 0 | 0 | 2 | 2 | 0 | 0 | 0 | 0 | 0 | 0 |

SINGLE-GAME HIGHS: DEFENSIVE

| | | | |
|------------------------|--|-------------------------------------|---|
| Total Tackles | 6 vs. Denver Broncos, Oct 10, 2021 6 vs. Las Vegas Raiders, Sep 19, 2021 ...1 more at 6. | Tackles For Loss | 1 at Jacksonville Jaguars, Nov 22, 2020 |
| Solo Tackles | 6 vs. Denver Broncos, Oct 10, 2021 6 vs. Las Vegas Raiders, Sep 19, 2021 ...1 more at 6. | Interceptions | 1 vs. Denver Broncos, Oct 10, 2021 |
| Passes Defensed | 2 vs. Denver Broncos, Oct 10, 2021 1 vs. Cleveland Browns, Jan 08, 2023 ...5 more at 1. | Special Teams Tackles | 3 vs. Green Bay Packers, Nov 12, 2023 2 vs. Arizona Cardinals, Dec 03, 2023 ...4 more at 2. |
| Forced Fumbles | 1 vs. Seattle Seahawks, Oct 17, 2021 | Special Teams Forced Fumbles | 1 vs. Tennessee Titans, Dec 19, 2021 1 vs. Chicago Bears, Nov 08, 2021 |

SINGLE-GAME HIGHS - POSTSEASON: DEFENSIVE

| | | | |
|------------------------|--------------------------------------|------------------------------|--------------------------------------|
| Passes Defensed | 1 vs. Cleveland Browns, Jan 10, 2021 | Special Teams Tackles | 2 vs. Cleveland Browns, Jan 10, 2021 |
|------------------------|--------------------------------------|------------------------------|--------------------------------------|

2023 GAME-BY-GAME REGULAR-SEASON STATISTICS (STEELERS)

| DATE | OPPONENT | P/S | TACKLES | | | | | | | INTERCEPTIONS | | | | | O. FUMB | | | ST | | | | MISC | | W/L | SCORE | | | |
|--------------------|-------------|-------------|----------|----------|----------|------------|------------|----------|----------|---------------|----------|----------|----------|----------|----------|----------|----------|----------|----------|----------|----------|----------|----------|----------|----------|----------|-------------|-------|
| | | | TK | S | A | SK | YDS | TFL | YDS | QBH | NO | YDS | LG | TD | PD | FF | FR | TD | YDS | TK | S | A | FF | | | FR | S | A |
| 09/10 | 49ers | P | 0 | 0 | 0 | 0.0 | 0.0 | 0 | 0 | 0 | 0 | 0 | 0 | 0 | 0 | 0 | 0 | 0 | 0 | 0 | 0 | 0 | 0 | 0 | 0 | L | 7-30 | |
| 09/18 | Browns | P | 0 | 0 | 0 | 0.0 | 0.0 | 0 | 0 | 0 | 0 | 0 | 0 | 0 | 0 | 0 | 0 | 0 | 0 | 0 | 0 | 0 | 0 | 0 | 0 | W | 26-22 | |
| 09/24 | at Raiders | P | 0 | 0 | 0 | 0.0 | 0.0 | 0 | 0 | 0 | 0 | 0 | 0 | 0 | 0 | 0 | 0 | 0 | 0 | 0 | 0 | 0 | 0 | 0 | 0 | W | 23-18 | |
| 10/01 | at Texans | P | 0 | 0 | 0 | 0.0 | 0.0 | 0 | 0 | 0 | 0 | 0 | 0 | 0 | 0 | 0 | 0 | 0 | 0 | 0 | 0 | 0 | 0 | 0 | 0 | L | 6-30 | |
| 10/08 | Ravens | P | 0 | 0 | 0 | 0.0 | 0.0 | 0 | 0 | 0 | 0 | 0 | 0 | 0 | 0 | 0 | 0 | 0 | 0 | 0 | 0 | 1 | 0 | 1 | 0 | 0 | W | 17-10 |
| 10/22 | at Rams | P | 0 | 0 | 0 | 0.0 | 0.0 | 0 | 0 | 0 | 0 | 0 | 0 | 0 | 0 | 0 | 0 | 0 | 0 | 0 | 0 | 0 | 1 | 0 | 0 | 0 | W | 24-17 |
| 10/29 | Jaguars | P | 0 | 0 | 0 | 0.0 | 0.0 | 0 | 0 | 0 | 0 | 0 | 0 | 0 | 0 | 0 | 0 | 0 | 0 | 0 | 0 | 1 | 1 | 0 | 0 | 0 | L | 10-20 |
| 11/02 | Titans | P | 0 | 0 | 0 | 0.0 | 0.0 | 0 | 0 | 0 | 0 | 0 | 0 | 0 | 0 | 0 | 0 | 0 | 0 | 0 | 0 | 0 | 0 | 0 | 0 | 0 | W | 20-16 |
| 11/12 | Packers | P | 0 | 0 | 0 | 0.0 | 0.0 | 0 | 0 | 0 | 0 | 0 | 0 | 0 | 0 | 0 | 0 | 0 | 0 | 0 | 0 | 3 | 3 | 0 | 0 | 0 | W | 23-19 |
| 11/19 | at Browns | P | 0 | 0 | 0 | 0.0 | 0.0 | 0 | 0 | 0 | 0 | 0 | 0 | 0 | 0 | 0 | 0 | 0 | 0 | 0 | 0 | 0 | 0 | 0 | 0 | 0 | L | 10-13 |
| 11/26 | at Bengals | P | 0 | 0 | 0 | 0.0 | 0.0 | 0 | 0 | 0 | 0 | 0 | 0 | 0 | 0 | 0 | 0 | 0 | 0 | 0 | 0 | 0 | 1 | 0 | 0 | 0 | W | 16-10 |
| 12/03 | Cardinals | P | 0 | 0 | 0 | 0.0 | 0.0 | 0 | 0 | 0 | 0 | 0 | 0 | 0 | 0 | 0 | 0 | 0 | 0 | 0 | 0 | 2 | 1 | 1 | 0 | 0 | L | 10-24 |
| 12/07 | Patriots | P | 0 | 0 | 0 | 0.0 | 0.0 | 0 | 0 | 0 | 0 | 0 | 0 | 0 | 0 | 0 | 0 | 0 | 0 | 0 | 0 | 0 | 0 | 0 | 0 | 0 | L | 18-21 |
| 12/16 | at Colts | P | 1 | 1 | 0 | 0.0 | 0.0 | 0 | 0 | 0 | 0 | 0 | 0 | 0 | 0 | 0 | 0 | 0 | 0 | 0 | 0 | 0 | 0 | 0 | 0 | 0 | L | 13-30 |
| 12/23 | Bengals | P | 0 | 0 | 0 | 0.0 | 0.0 | 0 | 0 | 0 | 0 | 0 | 0 | 0 | 0 | 0 | 0 | 0 | 0 | 0 | 0 | 0 | 0 | 0 | 0 | 0 | W | 34-11 |
| 12/31 | at Seahawks | P | 0 | 0 | 0 | 0.0 | 0.0 | 0 | 0 | 0 | 0 | 0 | 0 | 0 | 0 | 0 | 0 | 0 | 0 | 0 | 0 | 0 | 0 | 0 | 0 | 0 | W | 30-23 |
| 01/06 | at Ravens | P | 0 | 0 | 0 | 0.0 | 0.0 | 0 | 0 | 0 | 0 | 0 | 0 | 0 | 0 | 0 | 0 | 0 | 0 | 0 | 0 | 0 | 0 | 0 | 0 | 0 | W | 17-10 |
| 2023 TOTALS | | 16-0 | 1 | 1 | 0 | 0.0 | 0.0 | 0 | 0 | 0 | 0 | 0 | 0 | 0 | 0 | 0 | 0 | 0 | 0 | 0 | 7 | 5 | 2 | 0 | 0 | 0 | 10-7 | |

2022 GAME-BY-GAME REGULAR-SEASON STATISTICS (STEELERS)

| DATE | OPPONENT | P/S | TACKLES | | | | | | | INTERCEPTIONS | | | | | O. FUMB | | | ST | | | | MISC | | W/L/T | SCORE | | | |
|--------------------|-------------|-------------|-----------|-----------|----------|------------|------------|----------|----------|---------------|----------|----------|----------|----------|----------|----------|----------|----------|----------|----------|----------|----------|----------|----------|----------|----------|----------|------------|
| | | | TK | S | A | SK | YDS | TFL | YDS | QBH | NO | YDS | LG | TD | PD | FF | FR | TD | YDS | TK | S | A | FF | | | FR | S | A |
| 09/11 | at Bengals | P | 0 | 0 | 0 | 0.0 | 0.0 | 0 | 0 | 0 | 0 | 0 | 0 | 0 | 0 | 0 | 0 | 0 | 0 | 0 | 0 | 0 | 0 | 0 | 0 | 0 | W | 23-20+ |
| 09/18 | Patriots | P | 0 | 0 | 0 | 0.0 | 0.0 | 0 | 0 | 0 | 0 | 0 | 0 | 0 | 0 | 0 | 0 | 0 | 0 | 0 | 0 | 1 | 1 | 0 | 0 | 0 | L | 14-17 |
| 09/22 | at Browns | P | 0 | 0 | 0 | 0.0 | 0.0 | 0 | 0 | 0 | 0 | 0 | 0 | 0 | 0 | 0 | 0 | 0 | 0 | 0 | 0 | 2 | 2 | 0 | 0 | 0 | L | 17-29 |
| 10/02 | Jets | P | 0 | 0 | 0 | 0.0 | 0.0 | 0 | 0 | 0 | 0 | 0 | 0 | 0 | 0 | 0 | 0 | 0 | 0 | 0 | 0 | 0 | 0 | 0 | 1 | 0 | L | 20-24 |
| 10/09 | at Bills | P | 5 | 5 | 0 | 0.0 | 0.0 | 0 | 0 | 0 | 0 | 0 | 0 | 1 | 0 | 0 | 0 | 0 | 0 | 0 | 0 | 0 | 0 | 0 | 0 | 0 | L | 3-38 |
| 10/16 | Buccaneers | S | 3 | 2 | 1 | 0.0 | 0.0 | 0 | 0 | 0 | 0 | 0 | 0 | 0 | 0 | 0 | 0 | 0 | 0 | 0 | 0 | 0 | 0 | 0 | 0 | 0 | W | 20-18 |
| 10/23 | at Dolphins | S | 3 | 3 | 0 | 0.0 | 0.0 | 0 | 0 | 0 | 0 | 0 | 0 | 0 | 0 | 0 | 0 | 0 | 0 | 0 | 0 | 0 | 0 | 0 | 0 | 0 | L | 10-16 |
| 10/30 | at Eagles | P | 2 | 2 | 0 | 0.0 | 0.0 | 0 | 0 | 0 | 0 | 0 | 0 | 1 | 0 | 0 | 0 | 0 | 0 | 0 | 0 | 0 | 0 | 0 | 0 | 0 | L | 13-35 |
| 11/13 | Saints | P | 0 | 0 | 0 | 0.0 | 0.0 | 0 | 0 | 0 | 0 | 0 | 0 | 0 | 0 | 0 | 0 | 0 | 0 | 0 | 0 | 1 | 0 | 1 | 0 | 0 | W | 20-10 |
| 11/20 | Bengals | P | 0 | 0 | 0 | 0.0 | 0.0 | 0 | 0 | 0 | 0 | 0 | 0 | 0 | 0 | 0 | 0 | 0 | 0 | 0 | 0 | 1 | 1 | 0 | 0 | 0 | L | 30-37 |
| 11/28 | at Colts | P | 0 | 0 | 0 | 0.0 | 0.0 | 0 | 0 | 0 | 1 | 0 | 0 | 0 | 1 | 0 | 0 | 0 | 0 | 0 | 0 | 0 | 0 | 0 | 0 | 0 | W | 24-17 |
| 12/04 | at Falcons | P | 1 | 1 | 0 | 0.0 | 0.0 | 0 | 0 | 0 | 0 | 0 | 0 | 0 | 0 | 0 | 0 | 0 | 0 | 0 | 0 | 0 | 0 | 0 | 0 | 0 | W | 19-16 |
| 12/11 | Ravens | P | 2 | 1 | 1 | 0.0 | 0.0 | 0 | 0 | 0 | 0 | 0 | 0 | 0 | 0 | 0 | 0 | 0 | 0 | 0 | 0 | 0 | 0 | 0 | 0 | 0 | L | 14-16 |
| 12/18 | at Panthers | P | 2 | 1 | 1 | 0.0 | 0.0 | 0 | 0 | 0 | 0 | 0 | 0 | 0 | 0 | 0 | 0 | 0 | 0 | 0 | 0 | 1 | 0 | 1 | 0 | 0 | W | 24-16 |
| 12/24 | Raiders | P | 0 | 0 | 0 | 0.0 | 0.0 | 0 | 0 | 0 | 0 | 0 | 0 | 0 | 0 | 0 | 0 | 0 | 0 | 0 | 0 | 0 | 0 | 0 | 0 | 0 | W | 13-10 |
| 01/01 | at Ravens | P | 0 | 0 | 0 | 0.0 | 0.0 | 0 | 0 | 0 | 0 | 0 | 0 | 0 | 0 | 0 | 0 | 0 | 0 | 0 | 0 | 1 | 0 | 1 | 0 | 0 | W | 16-13 |
| 01/08 | Browns | P | 2 | 1 | 1 | 0.0 | 0.0 | 0 | 0 | 0 | 0 | 0 | 0 | 1 | 0 | 0 | 0 | 0 | 0 | 0 | 0 | 2 | 1 | 1 | 0 | 0 | W | 28-14 |
| 2022 TOTALS | | 17-2 | 20 | 16 | 4 | 0.0 | 0.0 | 0 | 0 | 0 | 1 | 0 | 0 | 0 | 4 | 0 | 0 | 0 | 0 | 0 | 9 | 5 | 4 | 0 | 1 | 0 | 0 | 9-8 |

+ - Overtime


2021 GAME-BY-GAME REGULAR-SEASON STATISTICS (STEELERS)

| DATE | OPPONENT | P/S | TACKLES | | | | | | | INTERCEPTIONS | | | | | O. FUMB | | | | ST | | | | MISC | | W/L | SCORE | | |
|-------------|-------------|------|---------|----|---|-----|-----|-----|-----|---------------|----|-----|----|----|---------|----|----|----|-----|----|---|---|------|----|-----|-------|--------|-------|
| | | | TK | S | A | SK | YDS | TFL | YDS | QBH | NO | YDS | LG | TD | PD | FF | FR | TD | YDS | TK | S | A | FF | FR | | | S | A |
| 09/12 | at Bills | P | 6 | 6 | 0 | 0.0 | 0.0 | 0 | 0 | 0 | 0 | 0 | 0 | 0 | 1 | 0 | 0 | 0 | 0 | 1 | 0 | 1 | 0 | 0 | 0 | 0 | W | 23-16 |
| 09/19 | Raiders | S | 6 | 6 | 0 | 0.0 | 0.0 | 0 | 0 | 0 | 0 | 0 | 0 | 0 | 0 | 0 | 0 | 0 | 0 | 1 | 0 | 1 | 0 | 0 | 0 | L | 17-26 | |
| 09/26 | Bengals | P | 0 | 0 | 0 | 0.0 | 0.0 | 0 | 0 | 0 | 0 | 0 | 0 | 1 | 0 | 0 | 0 | 0 | 0 | 1 | 1 | 0 | 0 | 0 | 0 | L | 10-24 | |
| 10/03 | at Packers | P | 1 | 1 | 0 | 0.0 | 0.0 | 0 | 0 | 0 | 0 | 0 | 0 | 0 | 0 | 0 | 0 | 0 | 0 | 0 | 0 | 0 | 0 | 0 | 0 | L | 17-27 | |
| 10/10 | Broncos | S | 6 | 6 | 0 | 0.0 | 0.0 | 0 | 0 | 0 | 1 | 0 | 0 | 0 | 2 | 0 | 0 | 0 | 0 | 0 | 0 | 0 | 0 | 0 | 0 | W | 27-19 | |
| 10/17 | Seahawks | P | 3 | 2 | 1 | 0.0 | 0.0 | 0 | 0 | 0 | 0 | 0 | 0 | 0 | 0 | 1 | 0 | 0 | 0 | 0 | 1 | 0 | 1 | 0 | 0 | W | 23-20+ | |
| 10/31 | at Browns | P | 0 | 0 | 0 | 0.0 | 0.0 | 0 | 0 | 0 | 0 | 0 | 0 | 0 | 0 | 0 | 0 | 0 | 0 | 0 | 0 | 0 | 0 | 0 | 0 | W | 15-10 | |
| 11/08 | Bears | P | 1 | 1 | 0 | 0.0 | 0.0 | 0 | 0 | 0 | 0 | 0 | 0 | 0 | 0 | 0 | 0 | 0 | 0 | 1 | 1 | 0 | 1 | 0 | 0 | W | 29-27 | |
| 11/14 | Lions | P | 5 | 4 | 1 | 0.0 | 0.0 | 0 | 0 | 0 | 0 | 0 | 0 | 0 | 0 | 0 | 0 | 0 | 0 | 2 | 0 | 2 | 0 | 0 | 0 | T | 16-16 | |
| 11/21 | at Chargers | S | 5 | 5 | 0 | 0.0 | 0.0 | 0 | 0 | 0 | 0 | 0 | 0 | 0 | 0 | 0 | 0 | 0 | 0 | 0 | 0 | 0 | 0 | 0 | 0 | L | 37-41 | |
| 11/28 | at Bengals | S | 4 | 3 | 1 | 0.0 | 0.0 | 0 | 0 | 0 | 0 | 0 | 0 | 0 | 0 | 0 | 0 | 0 | 0 | 0 | 0 | 0 | 0 | 0 | 0 | L | 10-41 | |
| 12/05 | Ravens | P | 0 | 0 | 0 | 0.0 | 0.0 | 0 | 0 | 0 | 0 | 0 | 0 | 0 | 0 | 0 | 0 | 0 | 0 | 1 | 0 | 1 | 0 | 0 | 0 | W | 20-19 | |
| 12/09 | at Vikings | P | 0 | 0 | 0 | 0.0 | 0.0 | 0 | 0 | 0 | 0 | 0 | 0 | 0 | 0 | 0 | 0 | 0 | 0 | 0 | 0 | 0 | 0 | 0 | 0 | L | 28-36 | |
| 12/19 | Titans | P | 0 | 0 | 0 | 0.0 | 0.0 | 0 | 0 | 0 | 0 | 0 | 0 | 0 | 0 | 0 | 0 | 0 | 0 | 1 | 1 | 0 | 1 | 0 | 0 | W | 19-13 | |
| 12/26 | at Chiefs | P | 0 | 0 | 0 | 0.0 | 0.0 | 0 | 0 | 0 | 0 | 0 | 0 | 0 | 0 | 0 | 0 | 0 | 0 | 0 | 0 | 0 | 0 | 0 | 0 | L | 10-36 | |
| 01/03 | Browns | P | 0 | 0 | 0 | 0.0 | 0.0 | 0 | 0 | 0 | 0 | 0 | 0 | 0 | 0 | 0 | 0 | 0 | 0 | 0 | 0 | 0 | 0 | 0 | 0 | W | 26-14 | |
| 01/09 | at Ravens | P | 0 | 0 | 0 | 0.0 | 0.0 | 0 | 0 | 0 | 0 | 0 | 0 | 0 | 0 | 0 | 0 | 0 | 0 | 1 | 0 | 1 | 0 | 0 | 0 | W | 16-13+ | |
| 2021 TOTALS | | 17-4 | 37 | 34 | 3 | 0.0 | 0.0 | 0 | 0 | 0 | 1 | 0 | 0 | 0 | 4 | 1 | 0 | 0 | 0 | 10 | 3 | 7 | 2 | 0 | 0 | 9-7-1 | | |

+ - Overtime

2020 GAME-BY-GAME REGULAR-SEASON STATISTICS (STEELERS)

| DATE | OPPONENT | P/S | TACKLES | | | | | | | INTERCEPTIONS | | | | | O. FUMB | | | | ST | | | | MISC | | W/L | SCORE | |
|-------------|---------------|------|---------|---|---|-----|-----|-----|-----|---------------|----|-----|----|----|---------|----|----|----|-----|----|---|---|------|----|-----|-------|-------|
| | | | TK | S | A | SK | YDS | TFL | YDS | QBH | NO | YDS | LG | TD | PD | FF | FR | TD | YDS | TK | S | A | FF | FR | | | S |
| 09/14 | at Giants | P | 0 | 0 | 0 | 0.0 | 0.0 | 0 | 0 | 0 | 0 | 0 | 0 | 0 | 0 | 0 | 0 | 0 | 0 | 0 | 0 | 0 | 0 | 0 | 0 | W | 26-16 |
| 09/20 | Broncos | P | 0 | 0 | 0 | 0.0 | 0.0 | 0 | 0 | 0 | 0 | 0 | 0 | 0 | 0 | 0 | 0 | 0 | 0 | 0 | 0 | 0 | 0 | 0 | 0 | W | 26-21 |
| 09/27 | Texans | P | 0 | 0 | 0 | 0.0 | 0.0 | 0 | 0 | 0 | 0 | 0 | 0 | 0 | 0 | 0 | 0 | 0 | 0 | 0 | 0 | 0 | 0 | 0 | 0 | W | 28-21 |
| 10/11 | Eagles | P | 0 | 0 | 0 | 0.0 | 0.0 | 0 | 0 | 0 | 0 | 0 | 0 | 0 | 0 | 0 | 0 | 0 | 0 | 1 | 1 | 0 | 0 | 0 | 0 | W | 38-29 |
| 10/18 | Browns | P | 0 | 0 | 0 | 0.0 | 0.0 | 0 | 0 | 0 | 0 | 0 | 0 | 0 | 0 | 0 | 0 | 0 | 0 | 1 | 1 | 0 | 0 | 0 | 0 | W | 38-7 |
| 10/25 | at Titans | P | 0 | 0 | 0 | 0.0 | 0.0 | 0 | 0 | 0 | 0 | 0 | 0 | 0 | 0 | 0 | 0 | 0 | 0 | 2 | 2 | 0 | 0 | 0 | 0 | W | 27-24 |
| 11/01 | at Ravens | P | 0 | 0 | 0 | 0.0 | 0.0 | 0 | 0 | 0 | 0 | 0 | 0 | 0 | 0 | 0 | 0 | 0 | 0 | 0 | 0 | 0 | 0 | 0 | 0 | W | 28-24 |
| 11/08 | at Cowboys | P | 0 | 0 | 0 | 0.0 | 0.0 | 0 | 0 | 0 | 0 | 0 | 0 | 0 | 0 | 0 | 0 | 0 | 0 | 1 | 1 | 0 | 0 | 0 | 0 | W | 24-19 |
| 11/15 | Bengals | P | 0 | 0 | 0 | 0.0 | 0.0 | 0 | 0 | 0 | 0 | 0 | 0 | 0 | 0 | 0 | 0 | 0 | 0 | 0 | 0 | 0 | 0 | 0 | 0 | W | 36-10 |
| 11/22 | at Jaguars | P | 1 | 1 | 0 | 0.0 | 0.0 | 1 | 1 | 0 | 0 | 0 | 0 | 0 | 0 | 0 | 0 | 0 | 0 | 1 | 1 | 0 | 0 | 0 | 0 | W | 27-3 |
| 12/02 | Ravens | P | 0 | 0 | 0 | 0.0 | 0.0 | 0 | 0 | 0 | 0 | 0 | 0 | 0 | 0 | 0 | 0 | 0 | 0 | 1 | 0 | 1 | 0 | 0 | 0 | W | 19-14 |
| 12/07 | Football Team | P | 0 | 0 | 0 | 0.0 | 0.0 | 0 | 0 | 0 | 0 | 0 | 0 | 0 | 0 | 0 | 0 | 0 | 0 | 0 | 0 | 0 | 0 | 0 | 0 | L | 17-23 |
| 12/13 | at Bills | P | 0 | 0 | 0 | 0.0 | 0.0 | 0 | 0 | 0 | 0 | 0 | 0 | 0 | 0 | 0 | 0 | 0 | 0 | 0 | 0 | 0 | 0 | 0 | 0 | L | 15-26 |
| 12/21 | at Bengals | P | 0 | 0 | 0 | 0.0 | 0.0 | 0 | 0 | 0 | 0 | 0 | 0 | 0 | 0 | 0 | 0 | 0 | 0 | 0 | 0 | 0 | 0 | 0 | 0 | L | 17-27 |
| 12/27 | Colts | P | 0 | 0 | 0 | 0.0 | 0.0 | 0 | 0 | 0 | 0 | 0 | 0 | 0 | 0 | 0 | 0 | 0 | 0 | 1 | 0 | 1 | 0 | 0 | 0 | W | 28-24 |
| 01/03 | at Browns | P | 0 | 0 | 0 | 0.0 | 0.0 | 0 | 0 | 0 | 0 | 0 | 0 | 0 | 0 | 0 | 0 | 0 | 0 | 1 | 0 | 1 | 0 | 0 | 0 | L | 22-24 |
| 2020 TOTALS | | 16-0 | 1 | 1 | 0 | 0.0 | 0.0 | 1 | 1 | 0 | 0 | 0 | 0 | 0 | 0 | 0 | 0 | 0 | 9 | 6 | 3 | 0 | 0 | 0 | 0 | 12-4 | |



24

CORNERBACK

JOEY PORTER JR.

HEIGHT: 6-2

WEIGHT: 193

BORN: July 26, 2000

COLLEGE: Penn State

BIRTHPLACE: Bakersfield, CA

HOW ACQUIRED: D2a '23

NFL EXPERIENCE: R

PRO CAREER

- ✦ Has yet to make NFL debut

TRANSACTIONS

- ✦ Drafted by Pittsburgh in the second round (32nd overall) of the 2023 NFL Draft

COLLEGE

- ✦ Appeared in 35 games (31 starts) at Penn State (2019-22)
- ✦ Recorded 94 tackles (87 solo), two tackles for loss, 1.0 sack, one interception, 20 pass breakups, one forced fumble and one fumble recovery
- ✦ Registered school-record six pass breakups at Purdue in 2022, which tied a then-Big Ten record for a single game with Michigan's Jourdan Lewis (vs. Michigan State, 2015) and Minnesota's Michael Carter (vs. Purdue, 2012)
- ✦ The six breakups were tied for the second-most in an FBS game this in '22
- ✦ Named 2022 All-American second team by the AFCA, Associated Press, FWAA, Walter Camp Football Foundation and CBS Sports
- ✦ Named 2022 All-Big Ten first team by the coaches and media
- ✦ Tabbed 2022 Associated Press All-Big Ten first team
- ✦ Named 2022 Pro Football Focus All-Big Ten second team
- ✦ Earned the team's 2022 Most Valuable Defensive Player
- ✦ 2022 Jim Thorpe Award, Chuck Bednarik Award and Lott IMPACT Trophy semifinalist
- ✦ Earned the 2022 Bednarik Award National Player of the Week (Sept. 6)
- ✦ Named 2021 All-Big Ten third team by the coaches and honorable mention by the media
- ✦ Earned 2021 All-Big Ten third team honors from the media and honorable mention from the coaches
- ✦ Named Big Ten Freshman of the Week (Dec. 7)
- ✦ Targeted 14 times in 2022 season opener vs. Purdue (had school-record 6 PBUs)
- ✦ Targeted only 16 times over final nine games (with 5 PBUs) in 2022
- ✦ Led Power 5 with a 40.0 forced incompleton percentage

PERSONAL

- ✦ Full name is Joey Eugene Porter Jr.
- ✦ Son of Christy and Joey Porter Sr.
- ✦ Has two brothers, Jacob and Willie, and two sisters, Jayla and Jasmine
- ✦ Father, Joey Sr., was the outside linebackers coach for the NFL's Pittsburgh Steelers (2015-18)
- ✦ Father played football at Colorado State (1995-99) and played 13 seasons for the NFL's Pittsburgh Steelers, Miami Dolphins and Arizona Cardinals
- ✦ Cousin, Jason Gildon, played football at Oklahoma State (1990-94) and played 10 years for the Steelers and one season for the Jacksonville Jaguars
- ✦ Cousin, Larry Birdine Jr., played football at Oklahoma State and three seasons in the NFL
- ✦ Cousin, Sheldon Croney Jr., currently plays football at Iowa State
- ✦ Hobbies include playing video games
- ✦ Has volunteered feeding the homeless and at special needs activity day
- ✦ Plans to take over his mother's business, The Jasmine Nyree Day Center, working with autistic children after his NFL career

JOEY PORTER JR.'S NFL REGULAR SEASON DEFENSIVE STATISTICS

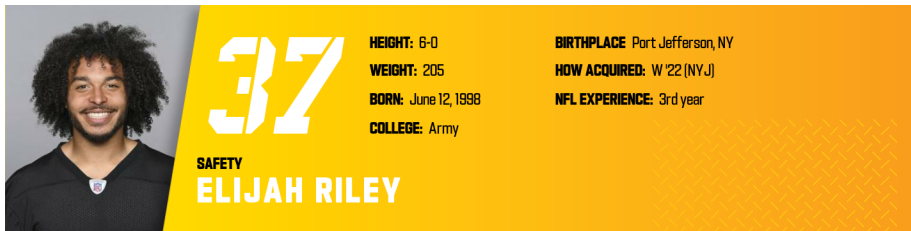
| DATE | TEAM | GP | GS | TACKLES | | | | | | | INTERCEPTIONS | | | | | | | O. FUMB | | | | | ST | | | | MISC. | |
|-------------------|----------|-----------|-----------|-----------|-----------|-----------|----------|----------|------------|------------|---------------|----------|----------|----------|----------|-----------|----------|----------|----------|----------|----------|----------|----------|----------|----------|----------|----------|----------|
| | | | | TK | S | A | TFL | YDS | SK | YDS | QBH | NO | YDS | LG | TD | PD | FF | FR | TD | YDS | TK | S | A | FF | FR | S | A | |
| 2023 | Steelers | 17 | 11 | 42 | 32 | 10 | 1 | 5 | 0.0 | 0.0 | 0 | 1 | 0 | 0 | 0 | 10 | 0 | 0 | 0 | 0 | 0 | 1 | 0 | 1 | 0 | 0 | 0 | 0 |
| NFL TOTALS | | 17 | 11 | 42 | 32 | 10 | 1 | 5 | 0.0 | 0.0 | 0 | 1 | 0 | 0 | 0 | 10 | 0 | 0 | 0 | 0 | 0 | 1 | 0 | 1 | 0 | 0 | 0 | 0 |

SINGLE-GAME HIGHS: DEFENSIVE

- | | |
|---|---|
| <p>Total Tackles 6 at Cleveland Browns, Nov 19, 2023</p> <p>5 vs. Jacksonville Jaguars, Oct 29, 2023</p> <p>Solo Tackles 5 at Cleveland Browns, Nov 19, 2023</p> <p>4 vs. New England Patriots, Dec 07, 2023</p> <p>...1 more at 4.</p> <p>Passes Defensed 1 at Seattle Seahawks, Dec 31, 2023</p> <p>1 vs. Cincinnati Bengals, Dec 23, 2023</p> <p>...8 more at 1.</p> | <p>Tackles For Loss 1 vs. Green Bay Packers, Nov 12, 2023</p> <p>Interceptions 1 vs. Baltimore Ravens, Oct 08, 2023</p> |
|---|---|

2023 GAME-BY-GAME REGULAR-SEASON STATISTICS (STEELERS)

| DATE | OPPONENT | P/S | TACKLES | | | | | | | INTERCEPTIONS | | | | | O. FUMB | | | ST | | | MISC | | W/L | SCORE | | | |
|--------------------|-------------|-----|---------|----|----|-----|-----|-----|-----|---------------|----|-----|----|----|---------|----|----|----|-----|----|------|---|-----|-------|----|------|-------|
| | | | TK | S | A | SK | YDS | TFL | YDS | QBH | NO | YDS | LG | TD | PD | FF | FR | TD | YDS | TK | S | A | | | FF | FR | S |
| 09/10 | 49ers | P | 1 | 1 | 0 | 0.0 | 0.0 | 0 | 0 | 0 | 0 | 0 | 0 | 0 | 0 | 0 | 0 | 0 | 0 | 0 | 0 | 0 | 0 | 0 | 0 | L | 7-30 |
| 09/18 | Browns | P | 0 | 0 | 0 | 0.0 | 0.0 | 0 | 0 | 0 | 0 | 0 | 0 | 1 | 0 | 0 | 0 | 0 | 0 | 0 | 0 | 0 | 0 | 0 | 0 | W | 26-22 |
| 09/24 | at Raiders | P | 2 | 2 | 0 | 0.0 | 0.0 | 0 | 0 | 0 | 0 | 0 | 0 | 0 | 0 | 0 | 0 | 0 | 0 | 0 | 0 | 0 | 0 | 0 | 0 | W | 23-18 |
| 10/01 | at Texans | P | 0 | 0 | 0 | 0.0 | 0.0 | 0 | 0 | 0 | 0 | 0 | 0 | 0 | 0 | 0 | 0 | 0 | 0 | 1 | 0 | 1 | 0 | 0 | 0 | L | 6-30 |
| 10/08 | Ravens | P | 2 | 0 | 2 | 0.0 | 0.0 | 0 | 0 | 0 | 1 | 0 | 0 | 0 | 1 | 0 | 0 | 0 | 0 | 0 | 0 | 0 | 0 | 0 | 0 | W | 17-10 |
| 10/22 | at Rams | P | 3 | 2 | 1 | 0.0 | 0.0 | 0 | 0 | 0 | 0 | 0 | 0 | 0 | 1 | 0 | 0 | 0 | 0 | 0 | 0 | 0 | 0 | 0 | 0 | W | 24-17 |
| 10/29 | Jaguars | S | 5 | 4 | 1 | 0.0 | 0.0 | 0 | 0 | 0 | 0 | 0 | 0 | 0 | 0 | 0 | 0 | 0 | 0 | 0 | 0 | 0 | 0 | 0 | 0 | L | 10-20 |
| 11/02 | Titans | S | 3 | 3 | 0 | 0.0 | 0.0 | 0 | 0 | 0 | 0 | 0 | 0 | 0 | 1 | 0 | 0 | 0 | 0 | 0 | 0 | 0 | 0 | 0 | 0 | W | 20-16 |
| 11/12 | Packers | S | 4 | 3 | 1 | 0.0 | 0.0 | 1 | 5 | 0 | 0 | 0 | 0 | 0 | 0 | 0 | 0 | 0 | 0 | 0 | 0 | 0 | 0 | 0 | 0 | W | 23-19 |
| 11/19 | at Browns | S | 6 | 5 | 1 | 0.0 | 0.0 | 0 | 0 | 0 | 0 | 0 | 0 | 0 | 1 | 0 | 0 | 0 | 0 | 0 | 0 | 0 | 0 | 0 | 0 | L | 10-13 |
| 11/26 | at Bengals | S | 2 | 1 | 1 | 0.0 | 0.0 | 0 | 0 | 0 | 0 | 0 | 0 | 0 | 1 | 0 | 0 | 0 | 0 | 0 | 0 | 0 | 0 | 0 | 0 | W | 16-10 |
| 12/03 | Cardinals | S | 4 | 2 | 2 | 0.0 | 0.0 | 0 | 0 | 0 | 0 | 0 | 0 | 0 | 0 | 0 | 0 | 0 | 0 | 0 | 0 | 0 | 0 | 0 | 0 | L | 10-24 |
| 12/07 | Patriots | S | 4 | 4 | 0 | 0.0 | 0.0 | 0 | 0 | 0 | 0 | 0 | 0 | 0 | 1 | 0 | 0 | 0 | 0 | 0 | 0 | 0 | 0 | 0 | 0 | L | 18-21 |
| 12/16 | at Colts | S | 3 | 2 | 1 | 0.0 | 0.0 | 0 | 0 | 0 | 0 | 0 | 0 | 0 | 1 | 0 | 0 | 0 | 0 | 0 | 0 | 0 | 0 | 0 | 0 | L | 13-30 |
| 12/23 | Bengals | S | 2 | 2 | 0 | 0.0 | 0.0 | 0 | 0 | 0 | 0 | 0 | 0 | 0 | 1 | 0 | 0 | 0 | 0 | 0 | 0 | 0 | 0 | 0 | 0 | W | 34-11 |
| 12/31 | at Seahawks | S | 1 | 1 | 0 | 0.0 | 0.0 | 0 | 0 | 0 | 0 | 0 | 0 | 0 | 1 | 0 | 0 | 0 | 0 | 0 | 0 | 0 | 0 | 0 | 0 | W | 30-23 |
| 01/06 | at Ravens | S | 0 | 0 | 0 | 0.0 | 0.0 | 0 | 0 | 0 | 0 | 0 | 0 | 0 | 0 | 0 | 0 | 0 | 0 | 0 | 0 | 0 | 0 | 0 | 0 | W | 17-10 |
| 2023 TOTALS | | | 17-11 | 42 | 32 | 10 | 0.0 | 0.0 | 1 | 5 | 0 | 1 | 0 | 0 | 0 | 10 | 0 | 0 | 0 | 0 | 1 | 0 | 1 | 0 | 0 | 10-7 | |



37

SAFETY
ELIJAH RILEY

HEIGHT: 6-0
WEIGHT: 205
BORN: June 12, 1998
COLLEGE: Army

BIRTHPLACE: Port Jefferson, NY
HOW ACQUIRED: W '22 (NYJ)
NFL EXPERIENCE: 3rd year

PRO CAREER

- ✦ Has played in 17 regular-season games (seven starts) in his three-year career (Philadelphia 2020; N.Y. Jets 2021; Pittsburgh 2022)
- ✦ Has registered 48 tackles (25 solo), three tackles for loss, one pass defended, 1.0 sack and one quarterback hit
- ✦ Made NFL debut in Week 5 of 2020 (at Pittsburgh)
- ✦ Made NFL starting debut in Week 11 of 2021 (vs. Miami)

2022 (STEELERS)

- ✦ Played in four games (no starts)
- ✦ Spent the majority of the season on the Pittsburgh practice squad before being promoted to the active roster ahead of Week 16's matchup vs. Las Vegas
- ✦ Reistered three tackles (two solo) and two special teams tackles

2021 (JETS)

- ✦ Began the season on the Philadelphia practice squad before he signed to the Jets active roster on Nov. 9
- ✦ Appeared in eight games (seven starts), including starts in all seven games he played with the Jets
- ✦ Registered 45 tackles (23 solo), one sack, one pass defended, one quarterback hit and three tackles for loss

2020 (EAGLES)

- ✦ Started the season on the practice squad before promotion to the active roster on Dec. 16
- ✦ Appeared in five games, including after being elevated from the practice squad, but did not record any statistics

TRANSACTIONS

- ✦ Signed to the active roster by Pittsburgh on Dec. 24, 2022
- ✦ Signed to the practice squad by Pittsburgh on Aug. 31, 2022
- ✦ Waived by Pittsburgh on Aug. 30, 2022
- ✦ Claimed off waivers from N.Y. Jets by Pittsburgh on Aug. 24, 2022
- ✦ Waived by N.Y. Jets on Aug. 23, 2022
- ✦ Signed to the Philadelphia practice squad on Sept. 2, 2021
- ✦ Waived by the Eagles on Aug. 31, 2021
- ✦ Signed to the Philadelphia active roster on Dec. 16, 2020
- ✦ Signed to the Eagles practice squad on Oct. 20, 2020
- ✦ Signed to the Philadelphia active roster on Oct. 17, 2020
- ✦ Signed to the Eagles practice squad on Oct. 12, 2020
- ✦ Signed to the Philadelphia active roster on Oct. 10, 2020
- ✦ Signed to the Eagles practice squad on Sept. 6, 2020
- ✦ Waived by Philadelphia on Sept. 3, 2020
- ✦ Signed as an undrafted rookie free agent with the Eagles on Apr. 26, 2020

COLLEGE

- ✦ Played in 44 games (32 starts) in four-year career at Army (2016-19)
- ✦ Registered 201 career tackles (142 solo), 17.5 tackles for loss, 6.5 sacks, seven interceptions, 28 passes defended, three forced fumbles, two fumble recoveries and one blocked field goal (returned for a TD)
- ✦ 2019 East-West Shrine Bowl Participant
- ✦ One of 14 semifinalists for the 2019 Paycom Jim Thorpe Award, given to a defensive back and is based on performance on the field, athletic ability and character

PERSONAL

- ✦ After winning the Commander-in-Chief's Trophy in 2018 and celebrating at the White House, Riley asked President Trump whether athletes at service academies could be granted the opportunity to defer their mandatory active-duty service obligation to play professional sports
- ✦ In June 2019, a new policy was created that allow athletes from the service academies to defer their service while they pursue pro careers
- ✦ Three-year letterwinner at Newfield High School (NY)
- ✦ Named the recipient of the Carl Hansen Award, given to the top player in Suffolk County by Newsday
- ✦ Won the Tom Cassese Award as the top defensive player in Suffolk County by Newsday
- ✦ Two-time team captain

REGULAR SEASON COMPARISON: DEFENSIVE - BUFFALO BILLS

| DATE | OPP | W/L | GP/GS | TACKLES | | | | SACK | YDS. | INT | TFL | PD | QBH | TD | MISC | | FR |
|---------------|-----------|-----|-------|---------|------|------|-----|------|------|-----|-----|----|-----|----|------|---|----|
| | | | | TOT | SOLO | ASST | FF | | | | | | | | FF | | |
| 1/9/22 | NYJ @ BUF | L | S | 5 | 2 | 3 | 0.0 | 0.0 | 0 | 1 | 0 | 0 | 0 | 0 | 0 | 0 | |
| TOTALS | | 0/1 | 1/1 | 5 | 2 | 3 | 0.0 | 0.0 | 0 | 1 | 0 | 0 | 0 | 0 | 0 | 0 | |

ELIJAH RILEY'S NFL REGULAR SEASON DEFENSIVE STATISTICS

| DATE | TEAM | GP | GS | TACKLES | | | | | | | INTERCEPTIONS | | | | | O. FUMB | | | | ST | | | MISC | | | | |
|--------------------------------------|----------|----|----|---------|----|----|----|-----|-----|-----|---------------|----|----|----|----|---------|----|-----|----|----|---|----|------|---|---|---|--|
| | | | | TK | S | A | SK | YDS | QBH | NO | YDS | LG | TD | PD | FF | FR | TD | YDS | TK | S | A | FF | FR | S | A | | |
| 2020 | Eagles | 5 | 0 | 0 | 0 | 0 | 0 | 0 | 0.0 | 0.0 | 0 | 0 | 0 | 0 | 0 | 0 | 0 | 0 | 0 | 0 | 0 | 0 | 0 | 0 | 0 | | |
| 2021 | Eagles | 1 | 0 | 0 | 0 | 0 | 0 | 0 | 0.0 | 0.0 | 0 | 0 | 0 | 0 | 0 | 0 | 0 | 0 | 0 | 0 | 0 | 0 | 0 | 0 | 0 | | |
| Went from Philadelphia to N.Y. Jets. | | | | | | | | | | | | | | | | | | | | | | | | | | | |
| 2021 | Jets | 7 | 7 | 45 | 23 | 22 | 3 | 5 | 1.0 | 0.0 | 1 | 0 | 0 | 0 | 0 | 1 | 0 | 0 | 0 | 0 | 0 | 0 | 0 | 0 | 0 | 0 | |
| 2021 | TOTAL | 8 | 7 | 45 | 23 | 22 | 3 | 5 | 1.0 | 0.0 | 1 | 0 | 0 | 0 | 0 | 1 | 0 | 0 | 0 | 0 | 0 | 0 | 0 | 0 | 0 | 0 | |
| 2022 | Steelers | 4 | 0 | 3 | 2 | 1 | 0 | 0 | 0.0 | 0.0 | 0 | 0 | 0 | 0 | 0 | 0 | 0 | 0 | 0 | 0 | 0 | 0 | 2 | 1 | 1 | 0 | |
| 2023 | Steelers | 13 | 0 | 10 | 5 | 5 | 2 | 7 | 1.0 | 2.0 | 1 | 0 | 0 | 0 | 0 | 0 | 0 | 0 | 0 | 0 | 0 | 2 | 0 | 2 | 0 | 0 | |
| NFL TOTALS | | 30 | 7 | 58 | 30 | 28 | 5 | 12 | 2.0 | 2.0 | 2 | 0 | 0 | 0 | 0 | 1 | 0 | 0 | 0 | 0 | 0 | 4 | 1 | 3 | 0 | 0 | |

SINGLE-GAME HIGHS: DEFENSIVE

- Total Tackles 10 vs. New Orleans Saints, Dec 12, 2021
- 7 vs. Philadelphia Eagles, Dec 05, 2021
- Solo Tackles 6 vs. Philadelphia Eagles, Dec 05, 2021
- 4 vs. New Orleans Saints, Dec 12, 2021
- Sacks 1.0 vs. Philadelphia Eagles, Dec 05, 2021
- Passes Defensed 1 at Miami Dolphins, Dec 19, 2021
- Tackles For Loss 1 at Buffalo Bills, Jan 09, 2022
- Tackles For Loss 1 vs. Tampa Bay Buccaneers, Jan 02, 2022
- ...1 more at 1.
- Special Teams Tackles 1 vs. Cleveland Browns, Jan 08, 2023
- 1 vs. Las Vegas Raiders, Dec 24, 2022

2023 GAME-BY-GAME REGULAR-SEASON STATISTICS (STEELERS)

| DATE | OPPONENT | P/S | TACKLES | | | | | | | INTERCEPTIONS | | | | | O. FUMB | | | | ST | | | MISC | | W/L | SCORE | | |
|-------------|-------------|------|---------|---|---|-----|-----|-----|-----|---------------|----|-----|----|----|---------|----|----|----|-----|----|---|------|----|-----|-------|------|-------|
| | | | TK | S | A | SK | YDS | TFL | YDS | QBH | NO | YDS | LG | TD | PD | FF | FR | TD | YDS | TK | S | A | FF | | | FR | S |
| 09/10 | 49ers | P | 0 | 0 | 0 | 0 | 0 | 0 | 0 | 0 | 0 | 0 | 0 | 0 | 0 | 0 | 0 | 0 | 0 | 1 | 0 | 1 | 0 | 0 | 0 | L | 7-30 |
| 09/18 | Browns | P | 1 | 1 | 0 | 1.0 | 2.0 | 1 | 2 | 1 | 0 | 0 | 0 | 0 | 0 | 0 | 0 | 0 | 0 | 0 | 0 | 0 | 0 | 0 | 0 | W | 26-22 |
| 09/24 | at Raiders | P | 0 | 0 | 0 | 0 | 0 | 0 | 0 | 0 | 0 | 0 | 0 | 0 | 0 | 0 | 0 | 0 | 0 | 0 | 0 | 0 | 0 | 0 | 0 | W | 23-18 |
| 10/01 | at Texans | P | 0 | 0 | 0 | 0 | 0 | 0 | 0 | 0 | 0 | 0 | 0 | 0 | 0 | 0 | 0 | 0 | 0 | 1 | 0 | 1 | 0 | 0 | 0 | L | 6-30 |
| 10/08 | Ravens | P | 0 | 0 | 0 | 0 | 0 | 0 | 0 | 0 | 0 | 0 | 0 | 0 | 0 | 0 | 0 | 0 | 0 | 0 | 0 | 0 | 0 | 0 | 0 | W | 17-10 |
| 10/22 | at Rams | P | 0 | 0 | 0 | 0 | 0 | 0 | 0 | 0 | 0 | 0 | 0 | 0 | 0 | 0 | 0 | 0 | 0 | 0 | 0 | 0 | 0 | 0 | 0 | W | 24-17 |
| 10/29 | Jaguars | P | 0 | 0 | 0 | 0 | 0 | 0 | 0 | 0 | 0 | 0 | 0 | 0 | 0 | 0 | 0 | 0 | 0 | 0 | 0 | 0 | 0 | 0 | 0 | L | 10-20 |
| 11/02 | Titans | P | 0 | 0 | 0 | 0 | 0 | 0 | 0 | 0 | 0 | 0 | 0 | 0 | 0 | 0 | 0 | 0 | 0 | 0 | 0 | 0 | 0 | 0 | 0 | W | 20-16 |
| 11/12 | Packers | P | 3 | 2 | 1 | 0 | 0 | 0 | 1 | 5 | 0 | 0 | 0 | 0 | 0 | 0 | 0 | 0 | 0 | 0 | 0 | 0 | 0 | 0 | 0 | W | 23-19 |
| 11/19 | at Browns | | | | | | | | | | | | | | | | | | | | | | | | | L | 10-13 |
| 11/26 | at Bengals | | | | | | | | | | | | | | | | | | | | | | | | | W | 16-10 |
| 12/03 | Cardinals | | | | | | | | | | | | | | | | | | | | | | | | | L | 10-24 |
| 12/07 | Patriots | | | | | | | | | | | | | | | | | | | | | | | | | L | 18-21 |
| 12/16 | at Colts | | | | | | | | | | | | | | | | | | | | | | | | | L | 13-30 |
| 12/23 | Bengals | | | | | | | | | | | | | | | | | | | | | | | | | W | 34-11 |
| 12/31 | at Seahawks | P | 2 | 1 | 1 | 0.0 | 0.0 | 0 | 0 | 0 | 0 | 0 | 0 | 0 | 0 | 0 | 0 | 0 | 0 | 0 | 0 | 0 | 0 | 0 | 0 | W | 30-23 |
| 01/06 | at Ravens | P | 0 | 0 | 0 | 0.0 | 0.0 | 0 | 0 | 0 | 0 | 0 | 0 | 0 | 0 | 0 | 0 | 0 | 0 | 0 | 0 | 0 | 0 | 0 | 0 | W | 17-10 |
| 2023 TOTALS | | 11-0 | 6 | 4 | 2 | 1.0 | 2.0 | 2 | 7 | 1 | 0 | 0 | 0 | 0 | 0 | 0 | 0 | 0 | 0 | 2 | 0 | 2 | 0 | 0 | 0 | 10-7 | |

2022 GAME-BY-GAME REGULAR-SEASON STATISTICS (STEELERS)

| DATE | OPPONENT | P/S | TACKLES | | | | | | | INTERCEPTIONS | | | | | O. FUMB | | | | ST | | | MISC | | W/L | SCORE | | |
|-------------|-------------|-----|---------|---|---|-----|-----|-----|-----|---------------|----|-----|----|----|---------|----|----|----|-----|----|---|------|----|-----|-------|-----|--------|
| | | | TK | S | A | SK | YDS | TFL | YDS | QBH | NO | YDS | LG | TD | PD | FF | FR | TD | YDS | TK | S | A | FF | | | FR | S |
| 09/11 | at Bengals | | | | | | | | | | | | | | | | | | | | | | | | | W | 23-20+ |
| 09/18 | Patriots | | | | | | | | | | | | | | | | | | | | | | | | | L | 14-17 |
| 09/22 | at Browns | | | | | | | | | | | | | | | | | | | | | | | | | L | 17-29 |
| 10/02 | Jets | | | | | | | | | | | | | | | | | | | | | | | | | L | 20-24 |
| 10/09 | at Bills | | | | | | | | | | | | | | | | | | | | | | | | | L | 3-38 |
| 10/16 | Buccaneers | | | | | | | | | | | | | | | | | | | | | | | | | W | 20-18 |
| 10/23 | at Dolphins | | | | | | | | | | | | | | | | | | | | | | | | | L | 10-16 |
| 10/30 | at Eagles | | | | | | | | | | | | | | | | | | | | | | | | | L | 13-35 |
| 11/13 | Saints | | | | | | | | | | | | | | | | | | | | | | | | | W | 20-10 |
| 11/20 | Bengals | | | | | | | | | | | | | | | | | | | | | | | | | L | 30-37 |
| 11/28 | at Colts | | | | | | | | | | | | | | | | | | | | | | | | | W | 24-17 |
| 12/04 | at Falcons | | | | | | | | | | | | | | | | | | | | | | | | | W | 19-16 |
| 12/11 | Ravens | | | | | | | | | | | | | | | | | | | | | | | | | L | 14-16 |
| 12/18 | at Panthers | | | | | | | | | | | | | | | | | | | | | | | | | W | 24-16 |
| 12/24 | Raiders | P | 2 | 1 | 1 | 0.0 | 0.0 | 0 | 0 | 0 | 0 | 0 | 0 | 0 | 0 | 0 | 0 | 0 | 0 | 1 | 0 | 1 | 0 | 0 | 0 | W | 13-10 |
| 01/01 | at Ravens | P | 0 | 0 | 0 | 0.0 | 0.0 | 0 | 0 | 0 | 0 | 0 | 0 | 0 | 0 | 0 | 0 | 0 | 0 | 0 | 0 | 0 | 0 | 0 | 0 | W | 16-13 |
| 01/08 | Browns | P | 0 | 0 | 0 | 0.0 | 0.0 | 0 | 0 | 0 | 0 | 0 | 0 | 0 | 0 | 0 | 0 | 0 | 0 | 1 | 1 | 0 | 0 | 0 | 0 | W | 28-14 |
| 2022 TOTALS | | 3-0 | 2 | 1 | 1 | 0.0 | 0.0 | 0 | 0 | 0 | 0 | 0 | 0 | 0 | 0 | 0 | 0 | 0 | 0 | 2 | 1 | 1 | 0 | 0 | 0 | 9-8 | |


+ - Overtime

2021 GAME-BY-GAME REGULAR-SEASON STATISTICS (EAGLES/JETS)

| DATE | OPPONENT | P/S | TACKLES | | | | | | | INTERCEPTIONS | | | | O. FUMB | | | ST | | | | MISC | | W/L | SCORE | | | | | | | | | | | |
|-------------|-------------|-----|---------|----|----|-----|-----|-----|-----|---------------|----|-----|----|---------|----|----|----|----|-----|----|------|---|-----|-------|----|----|---|---|------|-------|---|---|------|-------|-------|
| | | | TK | S | A | SK | YDS | TFL | YDS | QBH | NO | YDS | LG | TD | PD | FF | FR | TD | YDS | TK | S | A | | | FF | FR | S | A | | | | | | | |
| 09/12 | at Falcons | | | | | | | | | | | | | | | | | | | | | | | | | | | W | 32-6 | | | | | | |
| 09/19 | 49ers | | | | | | | | | | | | | | | | | | | | | | | | | | | | L | 11-17 | | | | | |
| 09/27 | at Cowboys | | | | | | | | | | | | | | | | | | | | | | | | | | | | L | 21-41 | | | | | |
| 10/03 | Chiefs | | | | | | | | | | | | | | | | | | | | | | | | | | | | L | 30-42 | | | | | |
| 10/10 | at Panthers | | | | | | | | | | | | | | | | | | | | | | | | | | | | W | 21-18 | | | | | |
| 10/14 | Buccaneers | | | | | | | | | | | | | | | | | | | | | | | | | | | | L | 22-28 | | | | | |
| 10/24 | at Raiders | | | | | | | | | | | | | | | | | | | | | | | | | | | | L | 22-33 | | | | | |
| 10/31 | at Lions | | | | | | | | | | | | | | | | | | | | | | | | | | | | W | 44-6 | | | | | |
| 11/07 | Chargers | | | | | | | | | | | | | | | | | | | | | | | | | | | | L | 24-27 | | | | | |
| 11/14 | Bills | | | | | | | | | | | | | | | | | | | | | | | | | | | | L | 17-45 | | | | | |
| 11/21 | Dolphins | S | 6 | 2 | 4 | 0.0 | 0.0 | 0 | 0 | 0 | 0 | 0 | 0 | 0 | 0 | 0 | 0 | 0 | 0 | 0 | 0 | 0 | 0 | 0 | 0 | 0 | 0 | 0 | 0 | 0 | 0 | 0 | L | 17-24 | |
| 11/28 | at Texans | S | 5 | 3 | 2 | 0.0 | 0.0 | 1 | 1 | 0 | 0 | 0 | 0 | 0 | 0 | 0 | 0 | 0 | 0 | 0 | 0 | 0 | 0 | 0 | 0 | 0 | 0 | 0 | 0 | 0 | 0 | 0 | 0 | W | 21-14 |
| 12/05 | Eagles | S | 7 | 6 | 1 | 1.0 | 0.0 | 0 | 0 | 1 | 0 | 0 | 0 | 0 | 0 | 0 | 0 | 0 | 0 | 0 | 0 | 0 | 0 | 0 | 0 | 0 | 0 | 0 | 0 | 0 | 0 | 0 | L | 18-33 | |
| 12/12 | Saints | S | 10 | 4 | 6 | 0.0 | 0.0 | 0 | 0 | 0 | 0 | 0 | 0 | 0 | 0 | 0 | 0 | 0 | 0 | 0 | 0 | 0 | 0 | 0 | 0 | 0 | 0 | 0 | 0 | 0 | 0 | 0 | L | 9-30 | |
| 12/19 | at Dolphins | S | 6 | 3 | 3 | 0.0 | 0.0 | 0 | 0 | 0 | 0 | 0 | 0 | 0 | 1 | 0 | 0 | 0 | 0 | 0 | 0 | 0 | 0 | 0 | 0 | 0 | 0 | 0 | 0 | 0 | 0 | 0 | L | 24-31 | |
| 12/26 | Jaguars | | | | | | | | | | | | | | | | | | | | | | | | | | | | W | 26-21 | | | | | |
| 01/02 | Buccaneers | S | 6 | 3 | 3 | 0.0 | 0.0 | 1 | 2 | 0 | 0 | 0 | 0 | 0 | 0 | 0 | 0 | 0 | 0 | 0 | 0 | 0 | 0 | 0 | 0 | 0 | 0 | 0 | 0 | 0 | 0 | 0 | L | 24-28 | |
| 01/09 | at Bills | S | 5 | 2 | 3 | 0.0 | 0.0 | 1 | 2 | 0 | 0 | 0 | 0 | 0 | 0 | 0 | 0 | 0 | 0 | 0 | 0 | 0 | 0 | 0 | 0 | 0 | 0 | 0 | 0 | 0 | 0 | 0 | L | 10-27 | |
| 2021 TOTALS | | 7-7 | 45 | 23 | 22 | 1.0 | 0.0 | 3 | 5 | 1 | 0 | 0 | 0 | 0 | 1 | 0 | 0 | 0 | 0 | 0 | 0 | 0 | 0 | 0 | 0 | 0 | 0 | 0 | 0 | 0 | 0 | 0 | 5-13 | | |

2020 GAME-BY-GAME REGULAR-SEASON STATISTICS (EAGLES)

| DATE | OPPONENT | P/S | TACKLES | | | | | | | INTERCEPTIONS | | | | O. FUMB | | | ST | | | | MISC | | W/L | SCORE | | | | | | | | | | |
|-------------|------------------|-----|---------|---|---|-----|-----|-----|-----|---------------|----|-----|----|---------|----|----|----|----|-----|----|------|---|-----|-------|----|----|---|---|---|-------|---|---|-----|-------|
| | | | TK | S | A | SK | YDS | TFL | YDS | QBH | NO | YDS | LG | TD | PD | FF | FR | TD | YDS | TK | S | A | | | FF | FR | S | A | | | | | | |
| 09/13 | at Football Team | | | | | | | | | | | | | | | | | | | | | | | | | | | | L | 17-27 | | | | |
| 10/11 | at Steelers | P | 0 | 0 | 0 | 0.0 | 0.0 | 0 | 0 | 0 | 0 | 0 | 0 | 0 | 0 | 0 | 0 | 0 | 0 | 0 | 0 | 0 | 0 | 0 | 0 | 0 | 0 | 0 | 0 | 0 | 0 | 0 | L | 29-38 |
| 10/18 | Ravens | P | 0 | 0 | 0 | 0.0 | 0.0 | 0 | 0 | 0 | 0 | 0 | 0 | 0 | 0 | 0 | 0 | 0 | 0 | 0 | 0 | 0 | 0 | 0 | 0 | 0 | 0 | 0 | 0 | 0 | 0 | 0 | L | 28-30 |
| 12/20 | at Cardinals | P | 0 | 0 | 0 | 0.0 | 0.0 | 0 | 0 | 0 | 0 | 0 | 0 | 0 | 0 | 0 | 0 | 0 | 0 | 0 | 0 | 0 | 0 | 0 | 0 | 0 | 0 | 0 | 0 | 0 | 0 | 0 | L | 26-33 |
| 12/27 | at Cowboys | P | 0 | 0 | 0 | 0.0 | 0.0 | 0 | 0 | 0 | 0 | 0 | 0 | 0 | 0 | 0 | 0 | 0 | 0 | 0 | 0 | 0 | 0 | 0 | 0 | 0 | 0 | 0 | 0 | 0 | 0 | 0 | L | 17-37 |
| 01/03 | Football Team | P | 0 | 0 | 0 | 0.0 | 0.0 | 0 | 0 | 0 | 0 | 0 | 0 | 0 | 0 | 0 | 0 | 0 | 0 | 0 | 0 | 0 | 0 | 0 | 0 | 0 | 0 | 0 | 0 | 0 | 0 | 0 | L | 14-20 |
| 2020 TOTALS | | 5-0 | 0 | 0 | 0 | 0.0 | 0.0 | 0 | 0 | 0 | 0 | 0 | 0 | 0 | 0 | 0 | 0 | 0 | 0 | 0 | 0 | 0 | 0 | 0 | 0 | 0 | 0 | 0 | 0 | 0 | 0 | 0 | 0-6 | |



50

LINEBACKER

ELANDON ROBERTS

| | |
|-----------------------------|------------------------------------|
| HEIGHT: 6-1 | BIRTHPLACE: Port Arthur, TX |
| WEIGHT: 238 | HOW ACQUIRED: FA '23 |
| BORN: April 22, 1994 | NFL EXPERIENCE: 8th year |
| COLLEGE: Houston | |

PRO CAREER

- ✦ Has played in 107 games (76 starts) in his seven-year career with New England (2016-19) and Miami (2020-22)
- ✦ Has registered 449 tackles (257 solo), 37 tackles for loss, 23 quarterback hits, 11.0 sacks, 10 passes defended, four forced fumbles, two fumble recoveries, one interception, one interception returned for a touchdown and one receiving touchdown
- ✦ Has played in 11 postseason contests (eight starts) and registered 34 tackles (21 solo), two quarterback hits and one tackle for loss
- ✦ Served as a defensive team captain for four consecutive seasons (2019-22)
- ✦ Two-time Super Bowl champion with New England (LI and LIII)
- ✦ Recipient of the 2021 Ed Block Courage Award (Miami recipient) and 2020 Nat Moore Community Service Award
- ✦ Made NFL debut in Week 2 of 2016 (vs. Miami)
- ✦ Made NFL starting debut in Week 6 of 2016 (vs. Cincinnati)

2022 (DOLPHINS)

- ✦ Started all 17 regular-season games
- ✦ Set career-highs in tackles (104), tackles for loss (10), quarterback hits (six) and sacks (4.5)
- ✦ Ranked first on the team in total tackles, second in tackles for loss and third in solo tackles (65) and sacks
- ✦ Recorded the second multi-sack game of his career with 1.5 sacks in Week 6 vs. Minnesota
- ✦ Registered double-digit tackles in a single game for the second time in his career with 10 in Week 9 at Chicago
- ✦ Eclipsed 100 tackles for the first time in his career in Week 17 at New England

2021 (DOLPHINS)

- ✦ Played in all 17 regular-season games (15 starts)
- ✦ Registered 83 tackles (42 solo), 1.0 sack, one interception, six tackles for loss, four passes defended, two forced fumbles and one interception returned for TD
- ✦ Notched the first interception of his career in Week 3 at Las Vegas and returned it 85 yards for a touchdown, the third-longest interception return of the season
- ✦ Added on a forced fumble at Las Vegas to mark his first multi-turnover game

2020 (DOLPHINS)

- ✦ Played in 13 games (11 starts)
- ✦ Amassed 58 tackles (31 solo), 1.5 sacks, seven tackles for loss, three quarterback hits, one forced fumble and one fumble recovery
- ✦ Returned one kickoff for 13 yards in Week 15 vs. New England
- ✦ Recovered a fumble forced by CB Xavien Howard in the third quarter of the Week 15 victory

2019 (PATRIOTS)

- ✦ Played in all 16 games with three starts
- ✦ Registered 28 tackles (18 solo), 1.0 sack, three quarterback hits, one tackle for loss and one pass defended
- ✦ Helped the defense lead the NFL in fewest total yards allowed per game (275.9) and points allowed per game (14.1)
- ✦ Caught a receiving touchdown for 38 yards in Week 17 vs. Miami, the longest receiving touchdown by a linebacker since the 1970 merger
- ✦ Became just the third defensive player in Patriots history to score an offensive touchdown

2018 (PATRIOTS)

- ✦ Appeared in all 16 regular-season games (11 starts)
- ✦ Recorded 63 tackles (30 solo), six tackles for loss, four passes defended, two quarterback hits and 1.0 sacks
- ✦ Registered seven tackles (six solo) and one tackle for loss in three playoff appearances

2017 (PATRIOTS)

- ✦ Played in 15 regular-season games (14 starts)
- ✦ Amassed 67 tackles (45 solo), four tackles for loss, three quarterback hits, 2.0 sacks, one fumble recovery and one pass defended
- ✦ Set a single-game high in sacks and recorded the first multi-sack game of his career with 2.0 in Week 12 vs. Miami
- ✦ Recorded 15 tackles (seven solo) in three postseason starts

2016 (PATRIOTS)

- ✦ Appeared in 13 games (five starts) as a rookie
- ✦ Registered 44 tackles (25 solo), three quarterback hits, two tackles for loss and one forced fumble
- ✦ Set a single-game high in tackles (11) and forced the first fumble of his career in Week 16 vs. New York Jets
- ✦ Appeared in all three playoff games, starting two, and registered seven tackles (five solo)

TRANSACTIONS

- ✦ Signed a two-year contract with Pittsburgh on Mar. 16, 2023
- ✦ Signed a one-year contract extension with Miami on Mar. 15, 2022
- ✦ Signed a one-year contract with Miami on Mar. 24, 2021
- ✦ Signed a one-year contract with Miami on Mar. 18, 2020
- ✦ Signed a four-year contract with New England on May 7, 2016
- ✦ Drafted by New England in the sixth round (214th overall) of the 2016 NFL Draft

COLLEGE

- ✦ Played in 34 games at Houston (2013-15) after transferring from Morgan State
- ✦ Finished at Houston with 175 tackles (109 solo), 23.5 tackles for loss, 7.0 sacks, six passes defended, two forced fumbles and one interception
- ✦ As a senior, led the nation with 88 solo tackles while ranking fourth nationally and leading The American with 142 total tackles
- ✦ Served as a team captain in 2015
- ✦ 2016 NFLPA Collegiate Bowl invitee, 2015 Phil Steele's AAC First Team and 2015 All-ACC First Team
- ✦ In 2012, his 107 tackles at Morgan State ranked second in school history and earned him All-MEAC second team honors

PERSONAL

- ✦ Attended Memorial High School (TX)
- ✦ Named to Port Arthur News 40th Annual Super Team and the 21-5A all-district first team
- ✦ Also a member of the school's track and field team
- ✦ Son of Stephanie and Eli Roberts

REGULAR SEASON COMPARISON: DEFENSIVE - BUFFALO BILLS

| DATE | OPP | W/L | GP/GS | TACKLES | | | | | SACK | YDS. | INT | TFL | PD | QBH | TD | MISC | |
|---------------|-------------|-----|-------|---------|------|------|-----|-----|------|------|-----|-----|----|-----|----|------|----|
| | | | | TOT | SOLO | ASST | SK | YDS | | | | | | | | FF | FR |
| 10/30/16 | NE @ BUF | W | S | 5 | 4 | 1 | 0.0 | 0.0 | 0 | 0 | 0 | 0 | 0 | 0 | 0 | 0 | |
| 12/3/17 | NE @ BUF | W | S | 3 | 3 | 0 | 0.0 | 0.0 | 0 | 0 | 0 | 0 | 0 | 0 | 0 | 0 | |
| 12/24/17 | NE vs. BUF | W | S | 6 | 2 | 4 | 0.0 | 0.0 | 0 | 0 | 0 | 0 | 0 | 0 | 0 | 0 | |
| 10/29/18 | NE @ BUF | W | S | 6 | 4 | 2 | 0.0 | 0.0 | 0 | 1 | 0 | 0 | 0 | 0 | 0 | 0 | |
| 12/23/18 | NE vs. BUF | W | S | 3 | 2 | 1 | 0.0 | 0.0 | 0 | 0 | 0 | 0 | 0 | 0 | 0 | 0 | |
| 9/29/19 | NE @ BUF | W | P | 1 | 0 | 1 | 0.0 | 0.0 | 0 | 0 | 0 | 0 | 0 | 0 | 0 | 0 | |
| 12/21/19 | NE vs. BUF | W | P | 0 | 0 | 0 | 0.0 | 0.0 | 0 | 0 | 0 | 0 | 0 | 0 | 0 | 0 | |
| 9/19/21 | MIA vs. BUF | L | P | 3 | 0 | 3 | 0.0 | 0.0 | 0 | 0 | 0 | 0 | 0 | 0 | 0 | 0 | |
| 10/31/21 | MIA @ BUF | L | S | 4 | 2 | 2 | 0.0 | 0.0 | 0 | 0 | 0 | 0 | 0 | 0 | 1 | 0 | |
| 9/25/22 | MIA vs. BUF | W | S | 7 | 3 | 4 | 0.0 | 0.0 | 0 | 1 | 0 | 0 | 0 | 0 | 0 | 0 | |
| 12/17/22 | MIA @ BUF | L | S | 4 | 4 | 0 | 0.0 | 0.0 | 0 | 1 | 0 | 0 | 0 | 0 | 0 | 0 | |
| TOTALS | | 8/3 | 11/8 | 42 | 24 | 18 | 0.0 | 0.0 | 0 | 2 | 1 | 0 | 0 | 0 | 1 | 0 | |

POSTSEASON COMPARISON: DEFENSIVE - BUFFALO BILLS

| DATE | OPP | W/L | GP/GS | TACKLES | | | | | SACK | YDS. | INT | TFL | PD | QBH | TD | MISC | |
|---------------|-----------|-----|-------|---------|------|------|-----|-----|------|------|-----|-----|----|-----|----|------|----|
| | | | | TOT | SOLO | ASST | SK | YDS | | | | | | | | FF | FR |
| 1/15/23 | MIA @ BUF | L | S | 3 | 2 | 1 | 0.0 | 0.0 | 0 | 0 | 0 | 0 | 2 | 0 | 0 | 0 | |
| TOTALS | | 0/1 | 1/1 | 3 | 2 | 1 | 0.0 | 0.0 | 0 | 0 | 0 | 0 | 2 | 0 | 0 | 0 | |

ELANDON ROBERTS' NFL REGULAR SEASON DEFENSIVE STATISTICS

| DATE | TEAM | GP | GS | TACKLES | | | | | YDS | QBH | INTERCEPTIONS | | | | | O. FUMB | | | ST | | | MISC | | | | | | | |
|-------------------|----------|-----|----|---------|-----|-----|-----|-----|------|-------|---------------|----|-----|-----|----|---------|----|----|----|-----|----|------|---|----|----|---|---|---|---|
| | | | | TK | S | A | TFL | YDS | | | SK | NO | YDS | LG | TD | PD | FF | FR | TD | YDS | TK | S | A | FF | FR | S | A | | |
| 2016 | Patriots | 13 | 5 | 44 | 25 | 19 | 2 | 5 | 0.0 | 0.0 | 3 | 0 | 0 | 0 | 0 | 1 | 0 | 0 | 1 | 0 | 1 | 0 | 0 | 0 | 0 | 0 | 0 | | |
| 2017 | Patriots | 15 | 14 | 67 | 45 | 22 | 4 | 16 | 2.0 | 13.0 | 3 | 0 | 0 | 0 | 1 | 0 | 0 | 0 | 0 | 0 | 0 | 0 | 0 | 0 | 0 | 0 | 0 | | |
| 2018 | Patriots | 16 | 11 | 63 | 30 | 33 | 6 | 18 | 1.0 | 7.0 | 2 | 0 | 0 | 0 | 4 | 0 | 0 | 0 | 0 | 2 | 1 | 1 | 0 | 0 | 0 | 0 | 0 | | |
| 2019 | Patriots | 16 | 3 | 28 | 18 | 10 | 1 | 11 | 1.0 | 11.0 | 3 | 0 | 0 | 0 | 1 | 0 | 0 | 0 | 0 | 1 | 0 | 1 | 0 | 0 | 0 | 0 | 0 | | |
| 2020 | Dolphins | 12 | 10 | 61 | 33 | 28 | 8 | 20 | 1.5 | 11.5 | 4 | 0 | 0 | 0 | 0 | 1 | 1 | 0 | 0 | 0 | 0 | 0 | 0 | 0 | 0 | 0 | 0 | | |
| 2021 | Dolphins | 17 | 15 | 83 | 42 | 41 | 6 | 14 | 1.0 | 7.0 | 2 | 1 | 85 | 85t | 1 | 4 | 2 | 0 | 0 | 0 | 0 | 0 | 0 | 0 | 0 | 0 | 0 | 0 | |
| 2022 | Dolphins | 17 | 17 | 104 | 65 | 39 | 10 | 55 | 4.5 | 43.0 | 6 | 0 | 0 | 0 | 0 | 0 | 0 | 0 | 0 | 3 | 3 | 0 | 0 | 0 | 0 | 0 | 0 | 0 | |
| 2023 | Steelers | 16 | 15 | 101 | 68 | 33 | 10 | 31 | 2.5 | 19.5 | 6 | 0 | 0 | 0 | 2 | 0 | 0 | 0 | 0 | 0 | 0 | 0 | 0 | 0 | 0 | 0 | 0 | 0 | |
| NFL TOTALS | | 122 | 90 | 551 | 326 | 225 | 47 | 170 | 13.5 | 112.0 | 29 | 1 | 85 | 85t | 1 | 12 | 4 | 2 | 0 | 0 | 7 | 4 | 3 | 0 | 0 | 0 | 0 | 0 | 0 |

ELANDON ROBERTS' NFL POSTSEASON DEFENSIVE STATISTICS

| DATE | TEAM | GP | GS | TACKLES | | | | | YDS | QBH | INTERCEPTIONS | | | | | O. FUMB | | | ST | | | MISC | | | | | | | | | |
|-------------------|----------|----|----|---------|----|----|-----|-----|-----|-----|---------------|----|-----|----|----|---------|----|----|----|-----|----|------|---|----|----|---|---|---|---|---|---|
| | | | | TK | S | A | TFL | YDS | | | SK | NO | YDS | LG | TD | PD | FF | FR | TD | YDS | TK | S | A | FF | FR | S | A | | | | |
| 2016 | Patriots | 3 | 2 | 7 | 5 | 2 | 0 | 0 | 0.0 | 0.0 | 0 | 0 | 0 | 0 | 0 | 0 | 0 | 0 | 0 | 0 | 0 | 0 | 0 | 0 | 0 | 0 | 0 | 0 | 0 | | |
| 2017 | Patriots | 3 | 3 | 15 | 7 | 8 | 0 | 0 | 0.0 | 0.0 | 0 | 0 | 0 | 0 | 0 | 0 | 0 | 0 | 0 | 0 | 0 | 0 | 0 | 0 | 0 | 0 | 0 | 0 | 0 | 0 | |
| 2018 | Patriots | 3 | 1 | 7 | 6 | 1 | 1 | 2 | 0.0 | 0.0 | 0 | 0 | 0 | 0 | 0 | 0 | 0 | 0 | 0 | 0 | 0 | 0 | 0 | 0 | 0 | 0 | 0 | 0 | 0 | 0 | |
| 2019 | Patriots | 1 | 1 | 2 | 1 | 1 | 0 | 0 | 0.0 | 0.0 | 0 | 0 | 0 | 0 | 0 | 0 | 0 | 0 | 0 | 0 | 0 | 0 | 0 | 0 | 0 | 0 | 0 | 0 | 0 | 0 | |
| 2022 | Dolphins | 1 | 1 | 3 | 2 | 1 | 0 | 0 | 0.0 | 0.0 | 2 | 0 | 0 | 0 | 0 | 0 | 0 | 0 | 0 | 0 | 0 | 0 | 0 | 0 | 0 | 0 | 0 | 0 | 0 | 0 | |
| NFL TOTALS | | 11 | 8 | 34 | 21 | 13 | 1 | 2 | 0.0 | 0.0 | 2 | 0 | 0 | 0 | 0 | 0 | 0 | 0 | 0 | 0 | 0 | 0 | 0 | 0 | 0 | 0 | 0 | 0 | 0 | 0 | 0 |

SINGLE-GAME HIGHS: DEFENSIVE

| | | | |
|-----------------|---|---------------------------|---|
| Total Tackles | 15 at Cleveland Browns, Nov 19, 2023 11 vs. New York Jets, Dec 24, 2016 | Fumble Recoveries | 1 vs. New England Patriots, Dec 20, 2020 1 vs. Carolina Panthers, Oct 01, 2017 |
| Solo Tackles | 11 at Cleveland Browns, Nov 19, 2023 8 at Indianapolis Colts, Dec 16, 2023 | Tackles For Loss | 2 at Cleveland Browns, Nov 19, 2023 2 vs. San Francisco 49ers, Sep 10, 2023 ...4 more at 2. |
| Sacks | 1.5 vs. Miami Dolphins, Nov 26, 2017 ...1 more at 1.5. | Interceptions | 1 at Las Vegas Raiders, Sep 26, 2021 |
| Passes Defensed | 1 vs. New England Patriots, Dec 07, 2023 1 vs. Green Bay Packers, Nov 12, 2023 ...10 more at 1. | Interception Return Yards | 85 at Las Vegas Raiders, Sep 26, 2021 |
| Forced Fumbles | 1 at Buffalo Bills, Oct 31, 2021 1 at Las Vegas Raiders, Sep 26, 2021 ...2 more at 1. | Special Teams Tackles | 2 vs. Houston Texans, Sep 09, 2018 1 at New England Patriots, Jan 01, 2023 ...4 more at 1. |

SINGLE-GAME HIGHS - POSTSEASON: DEFENSIVE

| | | | |
|---------------|--|------------------|---------------------------------------|
| Total Tackles | 7 vs. Jacksonville Jaguars, Jan 21, 2018 6 vs. Philadelphia Eagles, Feb 04, 2018 3 at Kansas City Chiefs, Jan 20, 2019 3 vs. Los Angeles Chargers, Jan 13, 2019 3 vs. Houston Texans, Jan 14, 2017 | Tackles For Loss | 1 at Kansas City Chiefs, Jan 20, 2019 |
| Solo Tackles | 3 at Kansas City Chiefs, Jan 20, 2019 3 vs. Jacksonville Jaguars, Jan 21, 2018 2 vs. Los Angeles Chargers, Jan 13, 2019 2 vs. Philadelphia Eagles, Feb 04, 2018 ...3 more at 2. | | |

2023 GAME-BY-GAME REGULAR-SEASON STATISTICS (STEELERS)

| DATE | OPPONENT | P/S | TACKLES | | | | | | | INTERCEPTIONS | | | | O. FUMB | | | ST | | | MISC | | SCORE | | | | | | |
|-------------|-------------|-----|---------|-----|----|-----|------|------|-----|---------------|------------------|-----|----|---------|----|----|----|----|-----|------|---|-------|---|----|----|---|------|-------|
| | | | TK | S | A | SK | YDS | TFL | YDS | QBH | NO | YDS | LG | TD | PD | FF | FR | TD | YDS | TK | S | | A | FF | FR | S | A | W/L |
| 09/10 | 49ers | S | 8 | 6 | 2 | 0.0 | 0.0 | 2 | 2 | 0 | 0 | 0 | 0 | 0 | 0 | 0 | 0 | 0 | 0 | 0 | 0 | 0 | 0 | 0 | 0 | 0 | L | 7-30 |
| 09/18 | Browns | S | 2 | 2 | 0 | 0.0 | 0.0 | 0 | 0 | 0 | 0 | 0 | 0 | 0 | 0 | 0 | 0 | 0 | 0 | 0 | 0 | 0 | 0 | 0 | 0 | 0 | W | 26-22 |
| 09/24 | at Raiders | S | 3 | 1 | 2 | 0.0 | 0.0 | 0 | 0 | 0 | 0 | 0 | 0 | 0 | 0 | 0 | 0 | 0 | 0 | 0 | 0 | 0 | 0 | 0 | 0 | 0 | W | 23-18 |
| 10/01 | at Texans | S | 10 | 5 | 5 | 0.0 | 0.0 | 1 | 0 | 2 | 0 | 0 | 0 | 0 | 0 | 0 | 0 | 0 | 0 | 0 | 0 | 0 | 0 | 0 | 0 | 0 | L | 6-30 |
| 10/08 | Ravens | S | 8 | 5 | 3 | 0.0 | 0.0 | 0 | 0 | 0 | 0 | 0 | 0 | 0 | 0 | 0 | 0 | 0 | 0 | 0 | 0 | 0 | 0 | 0 | 0 | 0 | W | 17-10 |
| 10/22 | at Rams | P | 3 | 3 | 0 | 0.0 | 0.0 | 0 | 0 | 0 | 0 | 0 | 0 | 0 | 0 | 0 | 0 | 0 | 0 | 0 | 0 | 0 | 0 | 0 | 0 | 0 | W | 24-17 |
| 10/29 | Jaguars | S | 5 | 4 | 1 | 1.5 | 9.5 | 1 | 6 | 2 | 0 | 0 | 0 | 0 | 0 | 0 | 0 | 0 | 0 | 0 | 0 | 0 | 0 | 0 | 0 | 0 | L | 10-20 |
| 11/02 | Titans | S | 9 | 4 | 5 | 0.0 | 0.0 | 1 | 1 | 0 | 0 | 0 | 0 | 0 | 0 | 0 | 0 | 0 | 0 | 0 | 0 | 0 | 0 | 0 | 0 | 0 | W | 20-16 |
| 11/12 | Packers | S | 8 | 6 | 2 | 0.0 | 0.0 | 1 | 2 | 0 | 0 | 0 | 0 | 0 | 1 | 0 | 0 | 0 | 0 | 0 | 0 | 0 | 0 | 0 | 0 | 0 | W | 23-19 |
| 11/19 | at Browns | S | 15 | 11 | 4 | 0.0 | 0.0 | 2 | 4 | 0 | 0 | 0 | 0 | 0 | 0 | 0 | 0 | 0 | 0 | 0 | 0 | 0 | 0 | 0 | 0 | 0 | L | 16-13 |
| 11/26 | at Bengals | S | 6 | 4 | 2 | 0.0 | 0.0 | 1 | 6 | 0 | 0 | 0 | 0 | 0 | 0 | 0 | 0 | 0 | 0 | 0 | 0 | 0 | 0 | 0 | 0 | 0 | W | 16-10 |
| 12/03 | Cardinals | S | 3 | 1 | 2 | 0.0 | 0.0 | 0 | 0 | 0 | 0 | 0 | 0 | 0 | 0 | 0 | 0 | 0 | 0 | 0 | 0 | 0 | 0 | 0 | 0 | 0 | L | 10-24 |
| 12/07 | Patriots | S | 6 | 2 | 4 | 1.0 | 10.0 | 1 | 10 | 1 | 0 | 0 | 0 | 0 | 1 | 0 | 0 | 0 | 0 | 0 | 0 | 0 | 0 | 0 | 0 | 0 | L | 18-21 |
| 12/16 | at Colts | S | 9 | 8 | 1 | 0.0 | 0.0 | 0 | 0 | 1 | 0 | 0 | 0 | 0 | 0 | 0 | 0 | 0 | 0 | 0 | 0 | 0 | 0 | 0 | 0 | 0 | L | 13-30 |
| 12/23 | Bengals | S | 5 | 5 | 0 | 0.0 | 0.0 | 0 | 0 | 0 | 0 | 0 | 0 | 0 | 0 | 0 | 0 | 0 | 0 | 0 | 0 | 0 | 0 | 0 | 0 | 0 | W | 34-11 |
| 12/31 | at Seahawks | | | | | | | | | | ON INACTIVE LIST | | | | | | | | | | | | | | | | W | 30-23 |
| 01/06 | at Ravens | S | 1 | 1 | 0 | 0.0 | 0.0 | 0 | 0 | 0 | 0 | 0 | 0 | 0 | 0 | 0 | 0 | 0 | 0 | 0 | 0 | 0 | 0 | 0 | 0 | 0 | W | 17-10 |
| 2023 TOTALS | | | 16-15 | 101 | 68 | 33 | 2.5 | 19.5 | 10 | 31 | 6 | 0 | 0 | 0 | 0 | 2 | 0 | 0 | 0 | 0 | 0 | 0 | 0 | 0 | 0 | 0 | 10-7 | |

2022 GAME-BY-GAME REGULAR-SEASON STATISTICS (DOLPHINS)

| DATE | OPPONENT | P/S | TACKLES | | | | | | | INTERCEPTIONS | | | | O. FUMB | | | ST | | | MISC | | SCORE | | | | | | |
|-------------|-------------|-----|---------|-----|----|-----|------|------|-----|---------------|----|-----|----|---------|----|----|----|----|-----|------|---|-------|---|----|----|---|-----|-------|
| | | | TK | S | A | SK | YDS | TFL | YDS | QBH | NO | YDS | LG | TD | PD | FF | FR | TD | YDS | TK | S | | A | FF | FR | S | A | W/L |
| 09/11 | Patriots | S | 5 | 3 | 2 | 0.0 | 0.0 | 0 | 0 | 0 | 0 | 0 | 0 | 0 | 0 | 0 | 0 | 0 | 0 | 0 | 0 | 0 | 0 | 0 | 0 | 0 | W | 20-7 |
| 09/18 | at Ravens | S | 4 | 2 | 2 | 0.0 | 0.0 | 1 | 0 | 0 | 0 | 0 | 0 | 0 | 0 | 0 | 0 | 0 | 0 | 0 | 0 | 0 | 0 | 0 | 0 | 0 | W | 42-38 |
| 09/25 | Bills | S | 7 | 3 | 4 | 0.0 | 0.0 | 1 | 0 | 0 | 0 | 0 | 0 | 0 | 0 | 0 | 0 | 0 | 0 | 0 | 0 | 0 | 0 | 0 | 0 | 0 | W | 21-19 |
| 09/29 | at Bengals | S | 4 | 1 | 3 | 0.0 | 0.0 | 0 | 0 | 0 | 0 | 0 | 0 | 0 | 0 | 0 | 0 | 0 | 0 | 0 | 0 | 0 | 0 | 0 | 0 | 0 | L | 15-27 |
| 10/09 | at Jets | S | 7 | 4 | 3 | 0.0 | 0.0 | 1 | 2 | 0 | 0 | 0 | 0 | 0 | 0 | 0 | 0 | 0 | 0 | 0 | 0 | 0 | 0 | 0 | 0 | 0 | L | 17-40 |
| 10/16 | Vikings | S | 7 | 3 | 4 | 1.5 | 10.0 | 1 | 8 | 2 | 0 | 0 | 0 | 0 | 0 | 0 | 0 | 0 | 0 | 0 | 0 | 0 | 0 | 0 | 0 | 0 | L | 16-24 |
| 10/23 | Steelers | S | 3 | 2 | 1 | 0.0 | 0.0 | 0 | 0 | 0 | 0 | 0 | 0 | 0 | 0 | 0 | 0 | 0 | 0 | 0 | 0 | 0 | 0 | 0 | 0 | 0 | W | 16-10 |
| 10/30 | at Lions | S | 8 | 4 | 4 | 0.0 | 0.0 | 0 | 0 | 0 | 0 | 0 | 0 | 0 | 0 | 0 | 0 | 0 | 0 | 0 | 0 | 0 | 0 | 0 | 0 | 0 | W | 31-27 |
| 11/06 | at Bears | S | 10 | 5 | 5 | 0.0 | 0.0 | 0 | 0 | 0 | 0 | 0 | 0 | 0 | 0 | 0 | 0 | 0 | 0 | 0 | 0 | 0 | 0 | 0 | 0 | 0 | W | 35-32 |
| 11/13 | Browns | S | 7 | 6 | 1 | 0.0 | 0.0 | 0 | 0 | 1 | 0 | 0 | 0 | 0 | 0 | 0 | 0 | 0 | 0 | 0 | 0 | 0 | 0 | 0 | 0 | 0 | W | 39-17 |
| 11/27 | Texans | S | 8 | 7 | 1 | 1.0 | 8.0 | 1 | 8 | 1 | 0 | 0 | 0 | 0 | 0 | 0 | 0 | 0 | 0 | 1 | 1 | 0 | 0 | 0 | 0 | 0 | W | 30-15 |
| 12/04 | at 49ers | S | 4 | 2 | 2 | 0.0 | 0.0 | 1 | 4 | 0 | 0 | 0 | 0 | 0 | 0 | 0 | 0 | 0 | 0 | 0 | 0 | 0 | 0 | 0 | 0 | 0 | L | 17-33 |
| 12/11 | at Chargers | S | 6 | 6 | 0 | 0.0 | 0.0 | 0 | 0 | 0 | 0 | 0 | 0 | 0 | 0 | 0 | 0 | 0 | 0 | 0 | 0 | 0 | 0 | 0 | 0 | 0 | L | 17-23 |
| 12/17 | at Bills | S | 4 | 4 | 0 | 0.0 | 0.0 | 1 | 3 | 0 | 0 | 0 | 0 | 0 | 0 | 0 | 0 | 0 | 0 | 1 | 1 | 0 | 0 | 0 | 0 | 0 | L | 29-32 |
| 12/25 | Packers | S | 7 | 4 | 3 | 1.0 | 13.0 | 1 | 13 | 1 | 0 | 0 | 0 | 0 | 0 | 0 | 0 | 0 | 0 | 0 | 0 | 0 | 0 | 0 | 0 | 0 | L | 20-26 |
| 01/01 | at Patriots | S | 9 | 6 | 3 | 1.0 | 12.0 | 1 | 12 | 1 | 0 | 0 | 0 | 0 | 0 | 0 | 0 | 0 | 0 | 1 | 1 | 0 | 0 | 0 | 0 | 0 | L | 21-23 |
| 01/08 | Jets | S | 4 | 3 | 1 | 0.0 | 0.0 | 1 | 5 | 0 | 0 | 0 | 0 | 0 | 0 | 0 | 0 | 0 | 0 | 0 | 0 | 0 | 0 | 0 | 0 | 0 | W | 11-6 |
| 2022 TOTALS | | | 17-17 | 104 | 65 | 39 | 4.5 | 43.0 | 10 | 55 | 6 | 0 | 0 | 0 | 0 | 0 | 0 | 0 | 0 | 3 | 3 | 0 | 0 | 0 | 0 | 0 | 9-8 | |

2021 GAME-BY-GAME REGULAR-SEASON STATISTICS (DOLPHINS)

| DATE | OPPONENT | P/S | TACKLES | | | | | | | INTERCEPTIONS | | | | O. FUMB | | | ST | | | | MISC | | W/L | SCORE | | | | |
|-------------|---------------|-------|---------|----|----|-----|-----|-----|-----|---------------|----|-----|-----|---------|----|----|----|----|-----|----|------|---|-----|-------|----|----|-----|--------|
| | | | TK | S | A | SK | YDS | TFL | YDS | QBH | NO | YDS | LG | TD | PD | FF | FR | TD | YDS | TK | S | A | | | FF | FR | S | A |
| 09/12 | at Patriots | S | 2 | 2 | 0 | 0.0 | 0.0 | 0 | 0 | 1 | 0 | 0 | 0 | 0 | 1 | 0 | 0 | 0 | 0 | 0 | 0 | 0 | 0 | 0 | 0 | 0 | W | 17-16 |
| 09/19 | Bills | P | 3 | 0 | 3 | 0.0 | 0.0 | 0 | 0 | 0 | 0 | 0 | 0 | 0 | 0 | 0 | 0 | 0 | 0 | 0 | 0 | 0 | 0 | 0 | 0 | 0 | L | 0-35 |
| 09/26 | at Raiders | S | 6 | 3 | 3 | 0.0 | 0.0 | 0 | 0 | 0 | 1 | 85 | 85 | 1 | 1 | 0 | 0 | 0 | 0 | 0 | 0 | 0 | 0 | 0 | 0 | 0 | L | 28-31+ |
| 10/03 | Colts | S | 6 | 5 | 1 | 0.0 | 0.0 | 0 | 0 | 0 | 0 | 0 | 0 | 0 | 0 | 0 | 0 | 0 | 0 | 0 | 0 | 0 | 0 | 0 | 0 | 0 | L | 17-27 |
| 10/10 | at Buccaneers | S | 3 | 2 | 1 | 0.0 | 0.0 | 1 | 1 | 0 | 0 | 0 | 0 | 0 | 0 | 1 | 0 | 0 | 0 | 0 | 0 | 0 | 0 | 0 | 0 | 0 | L | 17-45 |
| 10/17 | at Jaguars | P | 4 | 2 | 2 | 0.0 | 0.0 | 0 | 0 | 0 | 0 | 0 | 0 | 0 | 0 | 0 | 0 | 0 | 0 | 0 | 0 | 0 | 0 | 0 | 0 | 0 | L | 20-23 |
| 10/24 | Falcons | S | 7 | 5 | 2 | 0.0 | 0.0 | 1 | 0 | 0 | 0 | 0 | 0 | 0 | 0 | 0 | 0 | 0 | 0 | 0 | 0 | 0 | 0 | 0 | 0 | 0 | L | 28-30 |
| 10/31 | at Bills | S | 4 | 2 | 2 | 0.0 | 0.0 | 0 | 0 | 0 | 0 | 0 | 0 | 0 | 0 | 1 | 0 | 0 | 0 | 0 | 0 | 0 | 0 | 0 | 0 | 0 | L | 11-26 |
| 11/07 | Texans | S | 7 | 3 | 4 | 0.0 | 0.0 | 0 | 0 | 0 | 0 | 0 | 0 | 0 | 0 | 0 | 0 | 0 | 0 | 0 | 0 | 0 | 0 | 0 | 0 | 0 | W | 17-9 |
| 11/11 | Ravens | S | 6 | 2 | 4 | 1.0 | 7.0 | 1 | 7 | 1 | 0 | 0 | 0 | 0 | 0 | 0 | 0 | 0 | 0 | 0 | 0 | 0 | 0 | 0 | 0 | 0 | W | 22-10 |
| 11/21 | at Jets | S | 5 | 3 | 2 | 0.0 | 0.0 | 0 | 0 | 0 | 0 | 0 | 0 | 0 | 0 | 0 | 0 | 0 | 0 | 0 | 0 | 0 | 0 | 0 | 0 | 0 | W | 24-17 |
| 11/28 | Panthers | S | 3 | 2 | 1 | 0.0 | 0.0 | 1 | 1 | 0 | 0 | 0 | 0 | 0 | 0 | 0 | 0 | 0 | 0 | 0 | 0 | 0 | 0 | 0 | 0 | 0 | W | 33-10 |
| 12/05 | Giants | S | 2 | 2 | 0 | 0.0 | 0.0 | 1 | 5 | 0 | 0 | 0 | 0 | 0 | 0 | 1 | 0 | 0 | 0 | 0 | 0 | 0 | 0 | 0 | 0 | 0 | W | 20-9 |
| 12/19 | Jets | S | 6 | 1 | 5 | 0.0 | 0.0 | 0 | 0 | 0 | 0 | 0 | 0 | 0 | 0 | 0 | 0 | 0 | 0 | 0 | 0 | 0 | 0 | 0 | 0 | 0 | W | 31-24 |
| 12/27 | at Saints | S | 7 | 3 | 4 | 0.0 | 0.0 | 0 | 0 | 0 | 0 | 0 | 0 | 0 | 0 | 0 | 0 | 0 | 0 | 0 | 0 | 0 | 0 | 0 | 0 | 0 | W | 20-3 |
| 01/02 | at Titans | S | 7 | 3 | 4 | 0.0 | 0.0 | 1 | 0 | 0 | 0 | 0 | 0 | 0 | 0 | 0 | 0 | 0 | 0 | 0 | 0 | 0 | 0 | 0 | 0 | 0 | L | 3-34 |
| 01/09 | Patriots | S | 5 | 2 | 3 | 0.0 | 0.0 | 0 | 0 | 0 | 0 | 0 | 0 | 0 | 0 | 0 | 0 | 0 | 0 | 0 | 0 | 0 | 0 | 0 | 0 | 0 | W | 33-24 |
| 2021 TOTALS | | 17-15 | 83 | 42 | 41 | 1.0 | 7.0 | 6 | 14 | 2 | 1 | 85 | 85T | 1 | 4 | 2 | 0 | 0 | 0 | 0 | 0 | 0 | 0 | 0 | 0 | 0 | 9-8 | |

+ - Overtime

2020 GAME-BY-GAME REGULAR-SEASON STATISTICS (DOLPHINS)

| DATE | OPPONENT | P/S | TACKLES | | | | | | | INTERCEPTIONS | | | | O. FUMB | | | ST | | | | MISC | | W/L | SCORE | | | | |
|-------------|--------------|-------|------------------|----|----|-----|------|-----|-----|---------------|----|-----|----|---------|----|----|----|----|-----|----|------|---|-----|-------|----|----|-----|-------|
| | | | TK | S | A | SK | YDS | TFL | YDS | QBH | NO | YDS | LG | TD | PD | FF | FR | TD | YDS | TK | S | A | | | FF | FR | S | A |
| 09/13 | at Patriots | S | 4 | 3 | 1 | 0.0 | 0.0 | 1 | 1 | 0 | 0 | 0 | 0 | 0 | 0 | 0 | 0 | 0 | 0 | 0 | 0 | 0 | 0 | 0 | 0 | 0 | L | 11-21 |
| 09/20 | Bills | | ON INACTIVE LIST | | | | | | | | | | | | | | | | | | | | | | | | | |
| 09/24 | at Jaguars | S | 7 | 3 | 4 | 0.0 | 0.0 | 0 | 0 | 1 | 0 | 0 | 0 | 0 | 0 | 0 | 0 | 0 | 0 | 0 | 0 | 0 | 0 | 0 | 0 | 0 | W | 31-13 |
| 10/04 | Seahawks | S | 8 | 5 | 3 | 0.0 | 0.0 | 1 | 1 | 0 | 0 | 0 | 0 | 0 | 0 | 1 | 0 | 0 | 0 | 0 | 0 | 0 | 0 | 0 | 0 | 0 | L | 23-31 |
| 10/11 | at 49ers | S | 1 | 1 | 0 | 1.0 | 8.0 | 1 | 8 | 1 | 0 | 0 | 0 | 0 | 0 | 0 | 0 | 0 | 0 | 0 | 0 | 0 | 0 | 0 | 0 | 0 | W | 43-17 |
| 11/01 | Rams | P | 5 | 4 | 1 | 0.0 | 0.0 | 2 | 5 | 0 | 0 | 0 | 0 | 0 | 0 | 0 | 0 | 0 | 0 | 0 | 0 | 0 | 0 | 0 | 0 | 0 | W | 28-17 |
| 11/08 | at Cardinals | S | 5 | 3 | 2 | 0.0 | 0.0 | 0 | 0 | 0 | 0 | 0 | 0 | 0 | 0 | 0 | 0 | 0 | 0 | 0 | 0 | 0 | 0 | 0 | 0 | 0 | W | 34-31 |
| 11/15 | Chargers | S | 7 | 1 | 6 | 0.0 | 0.0 | 0 | 0 | 0 | 0 | 0 | 0 | 0 | 0 | 0 | 0 | 0 | 0 | 0 | 0 | 0 | 0 | 0 | 0 | 0 | W | 29-21 |
| 11/22 | at Broncos | S | 5 | 3 | 2 | 0.0 | 0.0 | 1 | 2 | 0 | 0 | 0 | 0 | 0 | 0 | 0 | 0 | 0 | 0 | 0 | 0 | 0 | 0 | 0 | 0 | 0 | L | 13-20 |
| 11/29 | at Jets | S | 5 | 1 | 4 | 0.5 | 3.5 | 1 | 1 | 1 | 0 | 0 | 0 | 0 | 0 | 0 | 0 | 0 | 0 | 0 | 0 | 0 | 0 | 0 | 0 | 0 | W | 20-3 |
| 12/06 | Bengals | S | 1 | 1 | 0 | 0.0 | 0.0 | 0 | 0 | 0 | 0 | 0 | 0 | 0 | 0 | 0 | 0 | 0 | 0 | 0 | 0 | 0 | 0 | 0 | 0 | 0 | W | 19-7 |
| 12/13 | Chiefs | | ON INACTIVE LIST | | | | | | | | | | | | | | | | | | | | | | | | | |
| 12/20 | Patriots | S | 9 | 5 | 4 | 0.0 | 0.0 | 0 | 0 | 0 | 0 | 0 | 0 | 0 | 0 | 1 | 0 | 0 | 0 | 0 | 0 | 0 | 0 | 0 | 0 | 0 | W | 22-12 |
| 12/26 | at Raiders | P | 1 | 1 | 0 | 0.0 | 0.0 | 0 | 0 | 0 | 0 | 0 | 0 | 0 | 0 | 0 | 0 | 0 | 0 | 0 | 0 | 0 | 0 | 0 | 0 | 0 | W | 26-25 |
| 01/03 | at Bills | | DID NOT PLAY | | | | | | | | | | | | | | | | | | | | | | | | | |
| 2020 TOTALS | | 12-10 | 58 | 31 | 27 | 1.5 | 11.5 | 7 | 18 | 3 | 0 | 0 | 0 | 0 | 0 | 1 | 1 | 0 | 0 | 0 | 0 | 0 | 0 | 0 | 0 | 0 | 9-6 | |

2019 GAME-BY-GAME REGULAR-SEASON STATISTICS (PATRIOTS)

| DATE | OPPONENT | P/S | TACKLES | | | | | | | INTERCEPTIONS | | | | O. FUMB | | | ST | | | | MISC | | W/L | SCORE | | | | |
|-------------|-------------|------|---------|----|----|-----|------|-----|-----|---------------|----|-----|----|---------|----|----|----|----|-----|----|------|---|-----|-------|----|----|------|-------|
| | | | TK | S | A | SK | YDS | TFL | YDS | QBH | NO | YDS | LG | TD | PD | FF | FR | TD | YDS | TK | S | A | | | FF | FR | S | A |
| 09/08 | Steelers | P | 0 | 0 | 0 | 0.0 | 0.0 | 0 | 0 | 0 | 0 | 0 | 0 | 0 | 0 | 0 | 0 | 0 | 0 | 0 | 0 | 0 | 0 | 0 | 0 | 0 | W | 33-3 |
| 09/15 | at Dolphins | S | 5 | 3 | 2 | 0.0 | 0.0 | 0 | 0 | 0 | 0 | 0 | 0 | 0 | 0 | 0 | 0 | 0 | 0 | 0 | 0 | 0 | 0 | 0 | 0 | 0 | W | 43-0 |
| 09/22 | Jets | P | 4 | 2 | 2 | 0.0 | 0.0 | 0 | 0 | 0 | 0 | 0 | 0 | 0 | 0 | 0 | 0 | 0 | 0 | 0 | 0 | 0 | 0 | 0 | 0 | 0 | W | 30-14 |
| 09/29 | at Bills | P | 1 | 0 | 1 | 0.0 | 0.0 | 0 | 0 | 0 | 0 | 0 | 0 | 0 | 0 | 0 | 0 | 0 | 0 | 0 | 0 | 0 | 0 | 0 | 0 | 0 | W | 16-10 |
| 10/06 | at Redskins | S | 3 | 2 | 1 | 0.0 | 0.0 | 0 | 0 | 0 | 0 | 0 | 0 | 0 | 1 | 0 | 0 | 0 | 0 | 0 | 0 | 0 | 0 | 0 | 0 | 0 | W | 33-7 |
| 10/10 | Giants | P | 0 | 0 | 0 | 0.0 | 0.0 | 0 | 0 | 0 | 0 | 0 | 0 | 0 | 0 | 0 | 0 | 0 | 0 | 0 | 0 | 0 | 0 | 0 | 0 | 0 | W | 35-14 |
| 10/21 | at Jets | S | 1 | 1 | 0 | 0.0 | 0.0 | 0 | 0 | 0 | 0 | 0 | 0 | 0 | 0 | 0 | 0 | 0 | 0 | 1 | 0 | 1 | 0 | 0 | 0 | 0 | W | 33-0 |
| 10/27 | Browns | P | 1 | 1 | 0 | 0.0 | 0.0 | 0 | 0 | 0 | 0 | 0 | 0 | 0 | 0 | 0 | 0 | 0 | 0 | 0 | 0 | 0 | 0 | 0 | 0 | 0 | W | 27-13 |
| 11/03 | at Ravens | P | 4 | 2 | 2 | 0.0 | 0.0 | 0 | 0 | 0 | 0 | 0 | 0 | 0 | 0 | 0 | 0 | 0 | 0 | 0 | 0 | 0 | 0 | 0 | 0 | 0 | L | 20-37 |
| 11/17 | at Eagles | P | 1 | 1 | 0 | 1.0 | 11.0 | 1 | 11 | 1 | 0 | 0 | 0 | 0 | 0 | 0 | 0 | 0 | 0 | 0 | 0 | 0 | 0 | 0 | 0 | 0 | W | 17-10 |
| 11/24 | Cowboys | P | 3 | 2 | 1 | 0.0 | 0.0 | 0 | 0 | 2 | 0 | 0 | 0 | 0 | 0 | 0 | 0 | 0 | 0 | 0 | 0 | 0 | 0 | 0 | 0 | 0 | W | 13-9 |
| 12/01 | at Texans | P | 1 | 1 | 0 | 0.0 | 0.0 | 0 | 0 | 0 | 0 | 0 | 0 | 0 | 0 | 0 | 0 | 0 | 0 | 0 | 0 | 0 | 0 | 0 | 0 | 0 | L | 22-28 |
| 12/08 | Chiefs | P | 0 | 0 | 0 | 0.0 | 0.0 | 0 | 0 | 0 | 0 | 0 | 0 | 0 | 0 | 0 | 0 | 0 | 0 | 0 | 0 | 0 | 0 | 0 | 0 | 0 | L | 16-23 |
| 12/15 | at Bengals | P | 3 | 2 | 1 | 0.0 | 0.0 | 0 | 0 | 0 | 0 | 0 | 0 | 0 | 0 | 0 | 0 | 0 | 0 | 0 | 0 | 0 | 0 | 0 | 0 | 0 | W | 34-13 |
| 12/21 | Bills | P | 0 | 0 | 0 | 0.0 | 0.0 | 0 | 0 | 0 | 0 | 0 | 0 | 0 | 0 | 0 | 0 | 0 | 0 | 0 | 0 | 0 | 0 | 0 | 0 | 0 | W | 24-17 |
| 12/29 | Dolphins | P | 1 | 1 | 0 | 0.0 | 0.0 | 0 | 0 | 0 | 0 | 0 | 0 | 0 | 0 | 0 | 0 | 0 | 0 | 0 | 0 | 0 | 0 | 0 | 0 | 0 | L | 24-27 |
| 2019 TOTALS | | 16-3 | 28 | 18 | 10 | 1.0 | 11.0 | 1 | 11 | 3 | 0 | 0 | 0 | 0 | 1 | 0 | 0 | 0 | 0 | 1 | 0 | 1 | 0 | 0 | 0 | 0 | 12-4 | |

2018 GAME-BY-GAME REGULAR-SEASON STATISTICS (PATRIOTS)

| DATE | OPPONENT | P/S | TACKLES | | | | | | | INTERCEPTIONS | | | | O. FUMB | | | ST | | | | MISC | | W/L | SCORE | | | | |
|-------|------------|-----|---------|---|---|-----|-----|-----|-----|---------------|----|-----|----|---------|----|----|----|----|-----|----|------|---|-----|-------|----|----|---|-------|
| | | | TK | S | A | SK | YDS | TFL | YDS | QBH | NO | YDS | LG | TD | PD | FF | FR | TD | YDS | TK | S | A | | | FF | FR | S | A |
| 09/09 | Texans | P | 3 | 0 | 3 | 0.0 | 0.0 | 0 | 0 | 0 | 0 | 0 | 0 | 0 | 0 | 0 | 0 | 0 | 0 | 2 | 1 | 1 | 0 | 0 | 0 | 0 | W | 27-20 |
| 09/16 | at Jaguars | S | 1 | 1 | 0 | 0.0 | 0.0 | 0 | 0 | 0 | 0 | 0 | 0 | 0 | 0 | 0 | 0 | 0 | 0 | 0 | 0 | 0 | 0 | 0 | 0 | 0 | L | 20-31 |
| 09/23 | at Lions | S | 7 | 4 | 3 | 0.0 | 0.0 | 2 | 7 | 0 | 0 | 0 | 0 | 0 | 0 | 0 | 0 | 0 | 0 | 0 | 0 | 0 | 0 | 0 | 0 | 0 | L | 10-26 |
| 09/30 | Dolphins | S | 3 | 1 | 2 | 0.0 | 0.0 | 1 | 1 | 0 | 0 | 0 | 0 | 0 | 1 | 0 | 0 | 0 | 0 | 0 | 0 | 0 | 0 | 0 | 0 | 0 | W | 38-7 |
| 10/04 | Colts | S | 6 | 3 | 3 | 0.0 | 0.0 | 0 | 0 | 0 | 0 | 0 | 0 | 0 | 0 | 0 | 0 | 0 | 0 | 0 | 0 | 0 | 0 | 0 | 0 | 0 | W | 38-24 |
| 10/14 | Chiefs | S | 7 | 2 | 5 | 0.0 | 0.0 | 0 | 0 | 0 | 0 | 0 | 0 | 0 | 1 | 0 | 0 | 0 | 0 | 0 | 0 | 0 | 0 | 0 | 0 | 0 | W | 43-40 |
| 10/21 | at Bears | S | 2 | 1 | 1 | 0.0 | 0.0 | 0 | 0 | 1 | 0 | 0 | 0 | 0 | 0 | 1 | 0 | 0 | 0 | 0 | 0 | 0 | 0 | 0 | 0 | 0 | W | 38-31 |
| 10/29 | at Bills | S | 6 | 4 | 2 | 0.0 | | | | | | | | | | | | | | | | | | | | | | |

2017 GAME-BY-GAME REGULAR-SEASON STATISTICS (PATRIOTS)

| DATE | OPPONENT | P/S | TACKLES | | | | | | | INTERCEPTIONS | | | | O. FUMB | | | ST | | | MISC | | W/L | SCORE | | | | | | | | | | | | | | | | | |
|-------------|---------------|-------|------------------|----|----|-----|------|-----|-----|---------------|----|-----|----|---------|----|----|----|----|-----|------|---|-----|-------|---|----|----|-------|-------|--|--|--|--|--|--|--|--|--|--|---|------|
| | | | TK | S | A | SK | YDS | TFL | YDS | QBH | NO | YDS | LG | TD | PD | FF | FR | TD | YDS | TK | S | | | A | FF | FR | S | A | | | | | | | | | | | | |
| 09/07 | Chiefs | P | 0 | 0 | 0 | 0.0 | 0.0 | 0 | 0 | 0 | 0 | 0 | 0 | 0 | 0 | 0 | 0 | 0 | 0 | 0 | 0 | 0 | 0 | 0 | 0 | L | 27-42 | | | | | | | | | | | | | |
| 09/17 | at Saints | S | 8 | 7 | 1 | 0.0 | 0.0 | 0 | 0 | 0 | 0 | 0 | 0 | 0 | 0 | 0 | 0 | 0 | 0 | 0 | 0 | 0 | 0 | 0 | 0 | W | 36-20 | | | | | | | | | | | | | |
| 09/24 | Texans | S | 9 | 6 | 3 | 0.0 | 0.0 | 0 | 0 | 0 | 0 | 0 | 0 | 0 | 0 | 0 | 0 | 0 | 0 | 0 | 0 | 0 | 0 | 0 | 0 | W | 36-33 | | | | | | | | | | | | | |
| 10/01 | Panthers | S | 5 | 4 | 1 | 0.0 | 0.0 | 0 | 0 | 0 | 0 | 0 | 0 | 0 | 1 | 0 | 0 | 0 | 0 | 0 | 0 | 0 | 0 | 0 | 0 | L | 30-33 | | | | | | | | | | | | | |
| 10/05 | at Buccaneers | S | 3 | 3 | 0 | 0.0 | 0.0 | 0 | 0 | 1 | 0 | 0 | 0 | 0 | 0 | 0 | 0 | 0 | 0 | 0 | 0 | 0 | 0 | 0 | 0 | W | 19-14 | | | | | | | | | | | | | |
| 10/15 | at Jets | S | 0 | 0 | 0 | 0.0 | 0.0 | 0 | 0 | 0 | 0 | 0 | 0 | 0 | 0 | 0 | 0 | 0 | 0 | 0 | 0 | 0 | 0 | 0 | 0 | W | 24-17 | | | | | | | | | | | | | |
| 10/22 | Falcons | | ON INACTIVE LIST | | | | | | | | | | | | | | | | | | | | | | | | | | | | | | | | | | | | W | 23-7 |
| 10/29 | Chargers | S | 6 | 5 | 1 | 0.0 | 0.0 | 1 | 2 | 0 | 0 | 0 | 0 | 0 | 0 | 0 | 0 | 0 | 0 | 0 | 0 | 0 | 0 | 0 | 0 | 0 | W | 21-13 | | | | | | | | | | | | |
| 11/12 | at Broncos | S | 4 | 1 | 3 | 0.0 | 0.0 | 0 | 0 | 0 | 0 | 0 | 0 | 0 | 0 | 0 | 0 | 0 | 0 | 0 | 0 | 0 | 0 | 0 | 0 | 0 | W | 41-16 | | | | | | | | | | | | |
| 11/19 | at Raiders | S | 4 | 3 | 1 | 0.0 | 0.0 | 0 | 0 | 0 | 0 | 0 | 0 | 0 | 1 | 0 | 0 | 0 | 0 | 0 | 0 | 0 | 0 | 0 | 0 | 0 | W | 33-8 | | | | | | | | | | | | |
| 11/26 | Dolphins | S | 4 | 3 | 1 | 2.0 | 13.0 | 2 | 13 | 2 | 0 | 0 | 0 | 0 | 0 | 0 | 0 | 0 | 0 | 0 | 0 | 0 | 0 | 0 | 0 | 0 | W | 35-17 | | | | | | | | | | | | |
| 12/03 | at Bills | S | 3 | 3 | 0 | 0.0 | 0.0 | 0 | 0 | 0 | 0 | 0 | 0 | 0 | 0 | 0 | 0 | 0 | 0 | 0 | 0 | 0 | 0 | 0 | 0 | 0 | W | 23-3 | | | | | | | | | | | | |
| 12/11 | at Dolphins | S | 7 | 5 | 2 | 0.0 | 0.0 | 1 | 1 | 0 | 0 | 0 | 0 | 0 | 0 | 0 | 0 | 0 | 0 | 0 | 0 | 0 | 0 | 0 | 0 | 0 | L | 20-27 | | | | | | | | | | | | |
| 12/17 | at Steelers | S | 6 | 2 | 4 | 0.0 | 0.0 | 0 | 0 | 0 | 0 | 0 | 0 | 0 | 0 | 0 | 0 | 0 | 0 | 0 | 0 | 0 | 0 | 0 | 0 | 0 | W | 27-24 | | | | | | | | | | | | |
| 12/24 | Bills | S | 6 | 2 | 4 | 0.0 | 0.0 | 0 | 0 | 0 | 0 | 0 | 0 | 0 | 0 | 0 | 0 | 0 | 0 | 0 | 0 | 0 | 0 | 0 | 0 | 0 | W | 37-16 | | | | | | | | | | | | |
| 12/31 | Jets | S | 2 | 1 | 1 | 0.0 | 0.0 | 0 | 0 | 0 | 0 | 0 | 0 | 0 | 0 | 0 | 0 | 0 | 0 | 0 | 0 | 0 | 0 | 0 | 0 | 0 | W | 26-6 | | | | | | | | | | | | |
| 2017 TOTALS | | 15-14 | 67 | 45 | 22 | 2.0 | 13.0 | 4 | 16 | 3 | 0 | 0 | 0 | 0 | 1 | 0 | 1 | 0 | 0 | 0 | 0 | 0 | 0 | 0 | 0 | 0 | 13-3 | | | | | | | | | | | | | |

2016 GAME-BY-GAME REGULAR-SEASON STATISTICS (PATRIOTS)

| DATE | OPPONENT | P/S | TACKLES | | | | | | | INTERCEPTIONS | | | | O. FUMB | | | ST | | | MISC | | W/L | SCORE | | | | | | | | | | | | | | | | | |
|-------------|--------------|------|----------|----|----|-----|-----|-----|-----|---------------|----|-----|----|---------|----|----|----|----|-----|------|---|-----|-------|---|----|----|------|-------|-------|--|--|--|--|--|--|--|---|-------|---|------|
| | | | TK | S | A | SK | YDS | TFL | YDS | QBH | NO | YDS | LG | TD | PD | FF | FR | TD | YDS | TK | S | | | A | FF | FR | S | A | | | | | | | | | | | | |
| 09/11 | at Cardinals | | INACTIVE | | | | | | | | | | | | | | | | | | | | | | | | | | | | | | | | | | W | 23-21 | | |
| 09/18 | Dolphins | P | 1 | 0 | 1 | 0.0 | 0.0 | 0 | 0 | 1 | 0 | 0 | 0 | 0 | 0 | 0 | 0 | 0 | 0 | 0 | 0 | 0 | 0 | 0 | 0 | 0 | 0 | W | 31-24 | | | | | | | | | | | |
| 09/22 | Texans | | INACTIVE | | | | | | | | | | | | | | | | | | | | | | | | | | | | | | | | | | | | W | 27-0 |
| 10/02 | Bills | | INACTIVE | | | | | | | | | | | | | | | | | | | | | | | | | | | | | | | | | | | | L | 0-16 |
| 10/09 | at Browns | P | 7 | 6 | 1 | 0.0 | 0.0 | 1 | 2 | 0 | 0 | 0 | 0 | 0 | 0 | 0 | 0 | 0 | 0 | 0 | 0 | 0 | 0 | 0 | 0 | 0 | W | 33-13 | | | | | | | | | | | | |
| 10/16 | Bengals | S | 6 | 1 | 5 | 0.0 | 0.0 | 0 | 0 | 0 | 0 | 0 | 0 | 0 | 0 | 0 | 0 | 0 | 0 | 0 | 0 | 0 | 0 | 0 | 0 | 0 | W | 35-17 | | | | | | | | | | | | |
| 10/23 | at Steelers | P | 1 | 1 | 0 | 0.0 | 0.0 | 0 | 0 | 0 | 0 | 0 | 0 | 0 | 0 | 0 | 0 | 0 | 0 | 0 | 0 | 0 | 0 | 0 | 0 | 0 | W | 27-16 | | | | | | | | | | | | |
| 10/30 | at Bills | S | 5 | 4 | 1 | 0.0 | 0.0 | 0 | 0 | 0 | 0 | 0 | 0 | 0 | 0 | 0 | 0 | 0 | 0 | 0 | 0 | 0 | 0 | 0 | 0 | 0 | W | 41-25 | | | | | | | | | | | | |
| 11/13 | Seahawks | S | 4 | 1 | 3 | 0.0 | 0.0 | 0 | 0 | 1 | 0 | 0 | 0 | 0 | 0 | 0 | 0 | 0 | 0 | 0 | 0 | 0 | 0 | 0 | 0 | 0 | L | 24-31 | | | | | | | | | | | | |
| 11/20 | at 49ers | P | 1 | 0 | 1 | 0.0 | 0.0 | 0 | 0 | 0 | 0 | 0 | 0 | 0 | 0 | 0 | 0 | 0 | 0 | 0 | 0 | 0 | 0 | 0 | 0 | 0 | W | 30-17 | | | | | | | | | | | | |
| 11/27 | at Jets | P | 1 | 1 | 0 | 0.0 | 0.0 | 1 | 3 | 0 | 0 | 0 | 0 | 0 | 0 | 0 | 0 | 0 | 0 | 0 | 0 | 0 | 0 | 0 | 0 | 0 | W | 22-17 | | | | | | | | | | | | |
| 12/04 | Rams | P | 0 | 0 | 0 | 0.0 | 0.0 | 0 | 0 | 0 | 0 | 0 | 0 | 0 | 0 | 0 | 0 | 0 | 1 | 0 | 1 | 0 | 0 | 0 | 0 | 0 | W | 26-10 | | | | | | | | | | | | |
| 12/12 | Ravens | P | 0 | 0 | 0 | 0.0 | 0.0 | 0 | 0 | 0 | 0 | 0 | 0 | 0 | 0 | 0 | 0 | 0 | 0 | 0 | 0 | 0 | 0 | 0 | 0 | 0 | W | 30-23 | | | | | | | | | | | | |
| 12/18 | at Broncos | S | 0 | 0 | 0 | 0.0 | 0.0 | 0 | 0 | 0 | 0 | 0 | 0 | 0 | 0 | 0 | 0 | 0 | 0 | 0 | 0 | 0 | 0 | 0 | 0 | 0 | W | 16-3 | | | | | | | | | | | | |
| 12/24 | Jets | P | 11 | 5 | 6 | 0.0 | 0.0 | 0 | 0 | 0 | 0 | 0 | 0 | 0 | 1 | 0 | 0 | 0 | 0 | 0 | 0 | 0 | 0 | 0 | 0 | 0 | W | 41-3 | | | | | | | | | | | | |
| 01/01 | at Dolphins | S | 7 | 6 | 1 | 0.0 | 0.0 | 0 | 0 | 1 | 0 | 0 | 0 | 0 | 0 | 0 | 0 | 0 | 0 | 0 | 0 | 0 | 0 | 0 | 0 | 0 | W | 35-14 | | | | | | | | | | | | |
| 2016 TOTALS | | 13-5 | 44 | 25 | 19 | 0.0 | 0.0 | 2 | 5 | 3 | 0 | 0 | 0 | 0 | 0 | 1 | 0 | 0 | 0 | 1 | 0 | 1 | 0 | 0 | 0 | 0 | 14-2 | | | | | | | | | | | | | |

2022 GAME-BY-GAME POSTSEASON STATISTICS (DOLPHINS)

| DATE | OPPONENT | P/S | TACKLES | | | | | | | INTERCEPTIONS | | | | O. FUMB | | | ST | | | MISC | | W/L | SCORE | | | | | |
|-------------|----------|-----|---------|---|---|-----|-----|-----|-----|---------------|----|-----|----|---------|----|----|----|----|-----|------|---|-----|-------|---|----|----|---|-------|
| | | | TK | S | A | SK | YDS | TFL | YDS | QBH | NO | YDS | LG | TD | PD | FF | FR | TD | YDS | TK | S | | | A | FF | FR | S | A |
| 01/15 | at Bills | S | 3 | 2 | 1 | 0.0 | 0.0 | 0 | 0 | 2 | 0 | 0 | 0 | 0 | 0 | 0 | 0 | 0 | 0 | 0 | 0 | 0 | 0 | 0 | 0 | 0 | L | 31-34 |
| 2022 TOTALS | | 1-1 | 3 | 2 | 1 | 0.0 | 0.0 | 0 | 0 | 2 | 0 | 0 | 0 | 0 | 0 | 0 | 0 | 0 | 0 | 0 | 0 | 0 | 0 | 0 | 0 | 0 | 0 | 0-1 |

2019 GAME-BY-GAME POSTSEASON STATISTICS (PATRIOTS)

| DATE | OPPONENT | P/S | TACKLES | | | | | | | INTERCEPTIONS | | | | O. FUMB | | | ST | | | MISC | | W/L | SCORE | | | | | |
|-------------|----------|-----|---------|---|---|-----|-----|-----|-----|---------------|----|-----|----|---------|----|----|----|----|-----|------|---|-----|-------|---|----|----|---|-------|
| | | | TK | S | A | SK | YDS | TFL | YDS | QBH | NO | YDS | LG | TD | PD | FF | FR | TD | YDS | TK | S | | | A | FF | FR | S | A |
| 01/04 | Titans | S | 2 | 1 | 1 | 0.0 | 0.0 | 0 | 0 | 0 | 0 | 0 | 0 | 0 | 0 | 0 | 0 | 0 | 0 | 0 | 0 | 0 | 0 | 0 | 0 | 0 | L | 13-20 |
| 2019 TOTALS | | 1-1 | 2 | 1 | 1 | 0.0 | 0.0 | 0 | 0 | 0 | 0 | 0 | 0 | 0 | 0 | 0 | 0 | 0 | 0 | 0 | 0 | 0 | 0 | 0 | 0 | 0 | 0 | 0-1 |

2018 GAME-BY-GAME POSTSEASON STATISTICS (PATRIOTS)

| DATE | OPPONENT | P/S | TACKLES | | | | | | | INTERCEPTIONS | | | | O. FUMB | | | ST | | | MISC | | W/L | SCORE | | | | | |
|-------------|-----------|-----|---------|---|---|-----|-----|-----|-----|---------------|----|-----|----|---------|----|----|----|----|-----|------|---|-----|-------|---|----|----|-----|--------|
| | | | TK | S | A | SK | YDS | TFL | YDS | QBH | NO | YDS | LG | TD | PD | FF | FR | TD | YDS | TK | S | | | A | FF | FR | S | A |
| 01/13 | Chargers | S | 3 | 2 | 1 | 0.0 | 0.0 | 0 | 0 | 0 | 0 | 0 | 0 | 0 | 0 | 0 | 0 | 0 | 0 | 0 | 0 | 0 | 0 | 0 | 0 | 0 | W | 41-28 |
| 01/20 | at Chiefs | P | 3 | 3 | 0 | 0.0 | 0.0 | 1 | 2 | 0 | 0 | 0 | 0 | 0 | 0 | 0 | 0 | 0 | 0 | 0 | 0 | 0 | 0 | 0 | 0 | 0 | W | 37-31+ |
| 02/03 | at Rams | P | 1 | 1 | 0 | 0.0 | 0.0 | 0 | 0 | 0 | 0 | 0 | 0 | 0 | 0 | 0 | 0 | 0 | 0 | 0 | 0 | 0 | 0 | 0 | 0 | 0 | W | 13-3 |
| 2018 TOTALS | | 3-1 | 7 | 6 | 1 | 0.0 | 0.0 | 1 | 2 | 0 | 0 | 0 | 0 | 0 | 0 | 0 | 0 | 0 | 0 | 0 | 0 | 0 | 0 | 0 | 0 | 0 | 3-0 | |

+ - Overtime

2017 GAME-BY-GAME POSTSEASON STATISTICS (PATRIOTS)

| DATE | OPPONENT | P/S | TACKLES | | | | | | | INTERCEPTIONS | | | | O. FUMB | | | ST | | | MISC | | W/L | SCORE | | | | | |
|-------------|----------|-----|---------|---|---|-----|-----|-----|-----|---------------|----|-----|----|---------|----|----|----|----|-----|------|---|-----|-------|---|----|----|-----|-------|
| | | | TK | S | A | SK | YDS | TFL | YDS | QBH | NO | YDS | LG | TD | PD | FF | FR | TD | YDS | TK | S | | | A | FF | FR | S | A |
| 01/13 | Titans | S | 2 | 2 | 0 | 0.0 | 0.0 | 0 | 0 | 0 | 0 | 0 | 0 | 0 | 0 | 0 | 0 | 0 | 0 | 0 | 0 | 0 | 0 | 0 | 0 | 0 | W | 35-14 |
| 01/21 | Jaguars | S | 7 | 3 | 4 | 0.0 | 0.0 | 0 | 0 | 0 | 0 | 0 | 0 | 0 | 0 | 0 | 0 | 0 | 0 | 0 | 0 | 0 | 0 | 0 | 0 | 0 | W | 24-20 |
| 02/04 | Eagles | S | 6 | 2 | 4 | 0.0 | 0.0 | 0 | 0 | 0 | 0 | 0 | 0 | 0 | 0 | 0 | 0 | 0 | 0 | 0 | 0 | 0 | 0 | 0 | 0 | 0 | L | 33-41 |
| 2017 TOTALS | | 3-3 | 15 | 7 | 8 | 0.0 | 0.0 | 0 | 0 | 0 | 0 | 0 | 0 | 0 | 0 | 0 | 0 | 0 | 0 | 0 | 0 | 0 | 0 | 0 | 0 | 0 | 2-1 | |

2


2023 GAME-BY-GAME REGULAR-SEASON STATISTICS (STEELERS)

| DATE | OPPONENT | P/S | TACKLES | | | | | | | INTERCEPTIONS | | | | | O. FUMB | | | ST | | | | MISC | | W/L | SCORE | | |
|--------------------|-------------|-------------|-----------|-----------|----------|------------|------------|----------|----------|---------------|----------|----------|----------|----------|----------|----------|----------|----------|----------|----------|----------|----------|----------|----------|----------|-------------|-------|
| | | | TK | S | A | SK | YDS | TFL | YDS | QBH | NO | YDS | LG | TD | PD | FF | FR | TD | YDS | TK | S | A | FF | | | FR | S |
| 09/10 | 49ers | P | 0 | 0 | 0 | 0.0 | 0.0 | 0 | 0 | 0 | 0 | 0 | 0 | 0 | 0 | 0 | 0 | 0 | 0 | 0 | 0 | 0 | 0 | 0 | 0 | L | 7-30 |
| 09/18 | Browns | P | 0 | 0 | 0 | 0.0 | 0.0 | 0 | 0 | 0 | 0 | 0 | 0 | 0 | 0 | 0 | 0 | 0 | 0 | 0 | 0 | 0 | 0 | 0 | 0 | W | 26-22 |
| 09/24 | at Raiders | P | 2 | 2 | 0 | 0.0 | 0.0 | 0 | 0 | 0 | 0 | 0 | 0 | 0 | 0 | 0 | 0 | 0 | 0 | 0 | 0 | 2 | 2 | 0 | 0 | W | 23-18 |
| 10/01 | at Texans | P | 0 | 0 | 0 | 0.0 | 0.0 | 0 | 0 | 0 | 0 | 0 | 0 | 0 | 0 | 0 | 0 | 0 | 0 | 0 | 0 | 0 | 0 | 0 | 0 | L | 6-30 |
| 10/08 | Ravens | P | 0 | 0 | 0 | 0.0 | 0.0 | 0 | 0 | 0 | 0 | 0 | 0 | 0 | 0 | 0 | 0 | 0 | 0 | 0 | 0 | 0 | 0 | 0 | 0 | W | 17-10 |
| 10/22 | at Rams | P | 0 | 0 | 0 | 0.0 | 0.0 | 0 | 0 | 0 | 0 | 0 | 0 | 0 | 0 | 0 | 0 | 0 | 0 | 0 | 0 | 0 | 0 | 0 | 0 | W | 24-17 |
| 10/29 | Jaguars | P | 0 | 0 | 0 | 0.0 | 0.0 | 0 | 0 | 0 | 0 | 0 | 0 | 0 | 0 | 0 | 0 | 0 | 0 | 0 | 0 | 0 | 0 | 0 | 0 | L | 10-20 |
| 11/02 | Titans | P | 0 | 0 | 0 | 0.0 | 0.0 | 0 | 0 | 0 | 0 | 0 | 0 | 0 | 0 | 0 | 0 | 0 | 0 | 0 | 0 | 1 | 1 | 0 | 0 | W | 20-16 |
| 11/12 | Packers | P | 3 | 2 | 1 | 0.0 | 0.0 | 0 | 0 | 0 | 0 | 0 | 0 | 0 | 0 | 0 | 0 | 0 | 0 | 0 | 0 | 0 | 0 | 0 | 0 | W | 23-19 |
| 11/19 | at Browns | P | 0 | 0 | 0 | 0.0 | 0.0 | 0 | 0 | 0 | 0 | 0 | 0 | 0 | 0 | 0 | 0 | 0 | 0 | 0 | 0 | 1 | 0 | 1 | 0 | L | 10-13 |
| 11/26 | at Bengals | P | 0 | 0 | 0 | 0.0 | 0.0 | 0 | 0 | 0 | 0 | 0 | 0 | 0 | 0 | 0 | 0 | 0 | 0 | 0 | 0 | 0 | 0 | 0 | 0 | W | 16-10 |
| 12/03 | Cardinals | P | 7 | 4 | 3 | 0.0 | 0.0 | 0 | 0 | 0 | 0 | 0 | 0 | 0 | 0 | 0 | 0 | 0 | 0 | 0 | 0 | 1 | 0 | 1 | 0 | L | 10-24 |
| 12/07 | Patriots | P | 1 | 1 | 0 | 0.0 | 0.0 | 0 | 0 | 0 | 0 | 0 | 0 | 0 | 0 | 0 | 0 | 0 | 0 | 0 | 0 | 0 | 0 | 0 | 0 | L | 18-21 |
| 12/16 | at Colts | S | 3 | 3 | 0 | 0.0 | 0.0 | 0 | 0 | 0 | 0 | 0 | 0 | 0 | 0 | 0 | 0 | 0 | 0 | 0 | 0 | 0 | 0 | 0 | 0 | L | 13-30 |
| 12/23 | Bengals | P | 2 | 2 | 0 | 0.0 | 0.0 | 0 | 0 | 0 | 0 | 0 | 0 | 0 | 0 | 0 | 0 | 0 | 0 | 0 | 0 | 0 | 0 | 0 | 0 | W | 34-11 |
| 12/31 | at Seahawks | S | 2 | 1 | 1 | 0.0 | 0.0 | 0 | 0 | 0 | 0 | 0 | 0 | 0 | 0 | 0 | 0 | 0 | 0 | 0 | 0 | 0 | 0 | 0 | 0 | W | 30-23 |
| 01/06 | at Ravens | P | 5 | 4 | 1 | 1.0 | 8.0 | 1 | 8 | 1 | 0 | 0 | 0 | 0 | 0 | 1 | 0 | 0 | 0 | 0 | 0 | 0 | 0 | 0 | 0 | W | 17-10 |
| 2023 TOTALS | | 17-2 | 25 | 19 | 6 | 1.0 | 8.0 | 1 | 8 | 1 | 0 | 0 | 0 | 0 | 0 | 1 | 0 | 0 | 0 | 0 | 5 | 3 | 2 | 0 | 0 | 10-7 | |

2022 GAME-BY-GAME REGULAR-SEASON STATISTICS (STEELERS)

| DATE | OPPONENT | P/S | TACKLES | | | | | | | INTERCEPTIONS | | | | | O. FUMB | | | ST | | | | MISC | | W/L | SCORE | | | |
|--------------------|-------------|------------|----------|----------|----------|------------|------------|----------|----------|---------------|----------|----------|----------|----------|----------|----------|----------|----------|----------|----------|----------|----------|----------|----------|----------|------------|--------|-------|
| | | | TK | S | A | SK | YDS | TFL | YDS | QBH | NO | YDS | LG | TD | PD | FF | FR | TD | YDS | TK | S | A | FF | | | FR | S | A |
| 09/11 | at Bengals | | | | | | | | | | | | | | | | | | | | | | | | | W | 23-20+ | |
| 09/18 | Patriots | | | | | | | | | | | | | | | | | | | | | | | | | L | 14-17 | |
| 09/22 | at Browns | | | | | | | | | | | | | | | | | | | | | | | | | L | 17-29 | |
| 10/02 | Jets | | | | | | | | | | | | | | | | | | | | | | | | | L | 20-24 | |
| 10/09 | at Bills | | | | | | | | | | | | | | | | | | | | | | | | | L | 3-38 | |
| 10/16 | Buccaneers | P | 0 | 0 | 0 | 0.0 | 0.0 | 0 | 0 | 0 | 0 | 0 | 0 | 0 | 0 | 0 | 0 | 0 | 0 | 0 | 0 | 0 | 0 | 0 | 0 | W | 20-18 | |
| 10/23 | at Dolphins | | | | | | | | | | | | | | | | | | | | | | | | | L | 10-16 | |
| 10/30 | at Eagles | | | | | | | | | | | | | | | | | | | | | | | | | L | 13-35 | |
| 11/13 | Saints | | | | | | | | | | | | | | | | | | | | | | | | | W | 20-10 | |
| 11/20 | Bengals | | | | | | | | | | | | | | | | | | | | | | | | | L | 30-37 | |
| 11/28 | at Colts | | | | | | | | | | | | | | | | | | | | | | | | | W | 24-17 | |
| 12/04 | at Falcons | | | | | | | | | | | | | | | | | | | | | | | | | W | 19-16 | |
| 12/11 | Ravens | | | | | | | | | | | | | | | | | | | | | | | | | L | 14-16 | |
| 12/18 | at Panthers | P | 0 | 0 | 0 | 0.0 | 0.0 | 0 | 0 | 0 | 0 | 0 | 0 | 0 | 0 | 0 | 0 | 0 | 0 | 0 | 0 | 0 | 0 | 0 | 0 | W | 24-16 | |
| 12/24 | Raiders | | | | | | | | | | | | | | | | | | | | | | | | | W | 13-10 | |
| 01/01 | at Ravens | S | 7 | 2 | 5 | 0.0 | 0.0 | 0 | 0 | 0 | 0 | 0 | 0 | 0 | 0 | 0 | 0 | 0 | 0 | 0 | 0 | 0 | 0 | 0 | 0 | W | 16-13 | |
| 01/08 | Browns | S | 1 | 1 | 0 | 0.0 | 0.0 | 0 | 0 | 0 | 0 | 0 | 0 | 0 | 0 | 0 | 0 | 0 | 0 | 0 | 0 | 1 | 0 | 1 | 0 | 0 | W | 28-14 |
| 2022 TOTALS | | 4-2 | 8 | 3 | 5 | 0.0 | 0.0 | 0 | 0 | 0 | 0 | 0 | 0 | 0 | 0 | 0 | 0 | 0 | 0 | 0 | 1 | 0 | 1 | 0 | 0 | 9-8 | | |

+ - Overtime



11

WIDE RECEIVER

ALLEN ROBINSON II

HEIGHT: 6-2
WEIGHT: 220
BORN: August 24, 1993
COLLEGE: Penn State
BIRTHPLACE: Detroit, MI
HOW ACQUIRED: TR '23 (LAR)
NFL EXPERIENCE: 10th year



'15

PRO CAREER

- ◆ Has played in 110 career games (105 starts) over nine seasons with Jacksonville (2014-17), Chicago (2018-21) and L.A. Rams (2022)
- ◆ Has recorded 528 career receptions for 6,748 yards (12.8 avg.) and 43 TDs; has at least one reception in all 110 career games
- ◆ His 110 consecutive games with at least one reception is the third-longest active streak to open an NFL career
- ◆ His 110 consecutive games with at least one reception is the sixth-longest active streak in the NFL
- ◆ Among active players in the NFL, ranks 15th in the League in receiving yards, 16th in receptions and 16th in TDs
- ◆ Ranked third in the NFL among wide receivers with 2,397 receiving yards during the 2019 and 2020 seasons (Stefon Diggs 2,665; DeAndre Hopkins 2,572), recording 1,147 yards in 2019 and 1,250 yards in 2020
- ◆ Fifth Bears player ever to post back-to-back 1,000 yard-seasons (2019-20)
- ◆ Tied for first in Bears history with five 10+ reception-games (Brandon Marshall and Alshon Jeffery)
- ◆ Has registered 100 or more receiving yards in 16 games since he entered the league in 2014
- ◆ Has recorded two or more receiving TDs in eight games since he entered the league in 2014, which is tied for the ninth-most over the span
- ◆ Registered four multiple TD games in Jacksonville, which are tied for the second-most in franchise history
- ◆ His 14 TD receptions in 2015 with Jacksonville set the single-season franchise record
- ◆ Captured the 2020 Brian Piccolo Award (veteran) which honors the Bears veteran who best exemplifies Piccolo's courage, loyalty, teamwork, dedication and sense of humor
- ◆ Chicago's 2019 Walter Payton Man of the Year nominee
- ◆ Received Ed Block Courage Award
- ◆ PFWA Media Good Guy award in 2019
- ◆ Selected to the 2015 Pro Bowl and captured the Ed Block Courage Award in Jacksonville
- ◆ Made NFL debut in Week 1 of 2014 (at Philadelphia)
- ◆ Made NFL starting debut in Week 3 of 2014 (vs. Indianapolis)

2022 (RAMS)

- ◆ Played in and started 10 games
- ◆ Registered 33 catches for 339 yards and three TDs before being injured following Week 11
- ◆ Reached 500 career receptions for his career in the first quarter of the Week 2 matchup against Atlanta
- ◆ Became the 160th member of the 500 catch club in NFL history
- ◆ Registered 63 yards on five catches and one TD against the Panthers in Week 6, setting a season-high in receiving yards and breaking a previous high of 53 yards set in Week 2 against the Falcons

2021 (BEARS)

- ◆ Started and played in 12 games, recording 410 receiving yards (10.8 avg.) and one TD
- ◆ Had two receptions for 24 yards and caught an 11-yard touchdown pass in the first quarter of the Week 2 win over the Bengals
- ◆ Logged a season-high 68 receiving yards on four receptions (17.0 avg.) during Monday Night Football at the Steelers in Week 9
- ◆ Inactive for Weeks 11-13 due to injury
- ◆ Converted on a two-point conversion to put the Bears up 14-0 following Damien Williams 23-yard TD reception with 0:31 to go in the first half Week 18 at Minnesota

2020 (BEARS)

- ◆ Led the team with 102 receptions (sixth in the NFL) for 1,250 yards and six TDs
- ◆ In Week 16, he reached 100 receptions on the season for the first time in his career; it marked the first 100-catch season by a Bears player since Matt Forte in 2014 (102) and the first by a WR since Brandon Marshall in 2013 (100)
- ◆ In Week 14, he eclipsed 1,000 yards on the season, becoming the fifth Bears player ever to post back-to-back 1,000-yard campaigns, joining Curtis Conway (1995-96), Marty Booker (2001-02), Brandon Marshall (2012-13), and Alshon Jeffery (2013-14)
- ◆ Joined former WR Brandon Marshall as the only Bears players to surpass season totals of 100 catches and 1,200 receiving yards (Marshall did so twice 2012-13)
- ◆ Had 22 receptions of 20+ yards, which was tied for most in Bears history (Marcus Robinson, 22, 1999)
- ◆ Finished the regular season with a catch of 20+ yards in 14 straight games, the longest such streak in Bears history
- ◆ Recorded two TDs on eight receptions for 74 yards in Week 12 at Green Bay
- ◆ Registered a career-high with 10 catches for 123 yards and a 37-yard TD in the Week 3 win over the Falcons
- ◆ Recorded 10 catches for 90 yards in the Week 5 win over the Buccaneers
- ◆ Registered another 100-yard performance in Week 4 vs. the Colts, catching seven passes for 101 yards, including one TD late in the fourth quarter; eclipsed 5,000 career receiving yards with a 27-yard grab in the second quarter
- ◆ Recorded six catches for 87 yards and a TD in the Week 8 overtime loss to the Saints; became the 17th NFL player in history to hit career totals of at least 400 receptions, 5,000 receiving yards and 35 TDs by their 80th career game

2019 (BEARS)

- ◆ Appeared in 16 games (15 starts), recording 98 receptions for 1,147 yards (11.7 avg) and seven TDs (all team highs)
- ◆ Recorded three 100-yard receiving games, including a season-high 131 in the Week 12 win over the Giants
- ◆ Registered 13 games with at least five catches, including seven games with seven or more
- ◆ Went over the 1,000-yard mark in Week 15 at Green Bay, becoming the first Bears receiver to eclipse 1,000 yards since Alshon Jeffery in 2014
- ◆ His 1,147 total receiving yards marked the second-highest of his career and he joined Brandon Marshall (2012-13) and Marty Booker (2002) as the only Bears to record 95+ receptions and 1,100 yards in a single season

2018 (BEARS)

- ✦ Appeared in 13 games (12 starts), recording 754 yards on 55 receptions (13.7 avg) and four TDs
- ✦ Hauled in 10 receptions in Week 2 vs. Seattle, which matched his career-high; added two TDs vs. Detroit
- ✦ Caught 10 passes for 143 yards in Wild Card playoff game vs. Philadelphia; the 10 receptions tied Matt Forte for most receptions in a postseason game and 143 receiving yards are most all-time in a postseason game in franchise history (passing Willie Gault - 129)

2017 (JAGUARS)

- ✦ Started the opening game, catching one pass for 17 yards before injuring his knee in the first quarter at Houston
- ✦ Placed on Injured Reserve in Week 2 for the remainder of the season

2016 (JAGUARS)

- ✦ Started all 16 games for the Jaguars, catching 73 passes for 883 yards (12.1 avg) and six TDs
- ✦ Recorded two 100+ yard receiving games
- ✦ Registered nine catches for 147 yards in Week 16 win vs. Tennessee
- ✦ Recorded nine receptions for 107 yards in Week 10 loss to Houston

2015 (JAGUARS)

- ✦ Started all 16 games, recording 80 receptions for 1,400 yards (17.5 avg) and 14 TDs
- ✦ His 14 TDs set a single-season franchise record and tied for the NFL lead (Doug Baldwin, Brandon Marshall)
- ✦ Set career-highs in receptions with 10 at Tennessee (12/6), receiving yards (155, vs. Miami 9/15) and receiving TDs (3, at Tennessee 12/6)
- ✦ Caught a career-long 90-yard TD at New Orleans
- ✦ Recorded six 100-yard receiving games, including two games with 150+ yards

2014 (JAGUARS)

- ✦ Played in 10 games (eight starts) as a rookie, recording 48 receptions for 548 yards (11.4 avg) and two TDs
- ✦ Was tied for first among rookies in receptions and fourth in receiving yards at the time of his injury

TRANSACTIONS

- ✦ Traded to the Steelers, along with a seventh-round pick (251st overall) from L.A. Rams, for a seventh-round pick (234th overall) in the 2023 NFL Draft
- ✦ Signed three-year contract with L.A. Rams on March 17, 2022
- ✦ Signed one-year franchise tag with Chicago on March 9, 2021
- ✦ Signed three-year contract with Chicago on March 13, 2018
- ✦ Signed four-year contract with Jacksonville on June 24, 2014
- ✦ Drafted by Jacksonville in the second round (61st overall) of the 2014 NFL Draft

COLLEGE

- ✦ Played in 25 games (24 starts) at Penn State
- ✦ Finished career with 177 receptions for 2,474 yards (14.0 avg) with 17 TDs
- ✦ Ranked second in school history for career receptions
- ✦ Two-time Big Ten Conference Receiver of the Year and earned first-team All-Big Ten honors in back-to-back seasons
- ✦ Third WR in school history to earn first-team All-American honors
- ✦ Led Big Ten in receptions and receiving yards in each of his last two seasons

PERSONAL

- ✦ Played football at St. Mary's Prep in Detroit, Michigan
- ✦ Led team to Michigan Division III state championship game as a senior
- ✦ Recorded 44 receptions for 720 yards as a senior
- ✦ Returned two punts for TDs and added two interceptions
- ✦ Captain of the varsity basketball team

COMMUNITY

- ✦ 2019 Walter Payton Man of the Year nominee (Chicago Bears)
- ✦ Involved in the Chicago community through the team and his "Within Reach Foundation," which aimed to provide educational opportunities and resources to low-income and inner-city Chicago students to help put success within reach
- ✦ Launched the foundation's first Reach for a Book Reading Zone in Chicago at the Gantz Boys & Girls Club
- ✦ Held fundraising event, which raised more than \$135,000 to support his mission
- ✦ Hosted Operation Elf event, during which he visited with 25 kids from Chicago Youth Centers, took them on a shopping spree and gave them each an autographed football
- ✦ Routinely purchased six tickets to home games to be donated to local charities
- ✦ Robinson's Within Reach Foundation: www.allenrobinson12.org

REGULAR SEASON COMPARISON: RECEIVING - BUFFALO BILLS

| DATE | OPP | W/L | GP/GS | REC | YDS. | AVG. | TD | LG | TGTS | YAC |
|---------------|-------------|-----|-------|-----|------|------|----|----|------|-----|
| 10/25/15 | JAX vs. BUF | W | S | 6 | 98 | 16.3 | 1 | 23 | 9 | 14 |
| 11/27/16 | JAX @ BUF | L | S | 2 | 24 | 12.0 | 0 | 24 | 4 | 2 |
| TOTALS | | 0/1 | 1/1 | 1 | 12 | 12.0 | 0 | 12 | 2 | 0 |

ALLEN ROBINSON II'S NFL REGULAR SEASON RUSHING/RECEIVING STATISTICS

| DATE | TEAM | RECEIVING | | | | | | | RUSHING | | | | |
|-------------------|----------|------------|------------|------------|--------------|-------------|------------|-----------|----------|-----------|------------|----------|----------|
| | | GP | GS | NO. | YDS. | AVG. | LG | TD | NO. | YDS. | AVG. | LG | TD |
| 2014 | Jaguars | 10 | 8 | 48 | 548 | 11.4 | 54 | 2 | 0 | 0 | 0.0 | 0 | 0 |
| 2015 | Jaguars | 16 | 16 | 80 | 1,400 | 17.5 | 90t | 14 | 0 | 0 | 0.0 | 0 | 0 |
| 2016 | Jaguars | 16 | 16 | 73 | 883 | 12.1 | 42 | 6 | 0 | 0 | 0.0 | 0 | 0 |
| 2017 | Jaguars | 1 | 1 | 1 | 17 | 17.0 | 17 | 0 | 0 | 0 | 0.0 | 0 | 0 |
| 2018 | Bears | 13 | 12 | 55 | 754 | 13.7 | 43 | 4 | 1 | 9 | 9.0 | 9 | 0 |
| 2019 | Bears | 16 | 15 | 98 | 1,147 | 11.7 | 49 | 7 | 1 | 2 | 2.0 | 2 | 0 |
| 2020 | Bears | 16 | 16 | 102 | 1,250 | 12.3 | 42 | 6 | 1 | -1 | -1.0 | -1 | 0 |
| 2021 | Bears | 12 | 12 | 38 | 410 | 10.8 | 39 | 1 | 0 | 0 | 0.0 | 0 | 0 |
| 2022 | Rams | 10 | 10 | 33 | 339 | 10.3 | 29 | 3 | 0 | 0 | 0.0 | 0 | 0 |
| 2023 | Steelers | 17 | 17 | 34 | 280 | 8.2 | 31 | 0 | 0 | 0 | 0.0 | 0 | 0 |
| NFL TOTALS | | 127 | 123 | 562 | 7,028 | 12.5 | 90T | 43 | 3 | 10 | 3.3 | 9 | 0 |

ALLEN ROBINSON II'S NFL POSTSEASON RUSHING/RECEIVING STATISTICS

| DATE | TEAM | RECEIVING | | | | | | | RUSHING | | | | |
|-------------------|---------|-----------|----------|-----------|------------|-------------|-----------|----------|----------|----------|------------|----------|----------|
| | | GP | GS | NO. | YDS. | AVG. | LG | TD | NO. | YDS. | AVG. | LG | TD |
| 2017 | Jaguars | 0 | 0 | 0 | 0 | 0.0 | 0 | 0 | 0 | 0 | 0.0 | 0 | 0 |
| 2018 | Bears | 1 | 1 | 10 | 143 | 14.3 | 45 | 1 | 0 | 0 | 0.0 | 0 | 0 |
| 2020 | Bears | 1 | 1 | 6 | 55 | 9.2 | 21 | 0 | 0 | 0 | 0.0 | 0 | 0 |
| NFL TOTALS | | 2 | 2 | 16 | 198 | 12.4 | 45 | 1 | 0 | 0 | 0.0 | 0 | 0 |

ALLEN ROBINSON II'S NFL REGULAR SEASON RETURN STATISTICS

| DATE | TEAM | KICKOFF RETURNS | | | | | | PUNT RETURNS | | | | | |
|-------------------|----------|-----------------|----------|------------|----------|----------|----------|--------------|----------|----------|------------|----------|----------|
| | | RET. | YDS. | AVG. | LG | TD | NO. | FC | YDS. | AVG. | LG | TD | |
| 2014 | Jaguars | 0 | 0 | 0.0 | 0 | 0 | 0 | 0 | 0 | 0 | 0.0 | 0 | 0 |
| 2015 | Jaguars | 0 | 0 | 0.0 | 0 | 0 | 0 | 0 | 0 | 0 | 0.0 | 0 | 0 |
| 2016 | Jaguars | 0 | 0 | 0.0 | 0 | 0 | 0 | 0 | 0 | 0 | 0.0 | 0 | 0 |
| 2017 | Jaguars | 0 | 0 | 0.0 | 0 | 0 | 0 | 0 | 0 | 0 | 0.0 | 0 | 0 |
| 2018 | Bears | 0 | 0 | 0.0 | 0 | 0 | 0 | 0 | 0 | 0 | 0.0 | 0 | 0 |
| 2019 | Bears | 0 | 0 | 0.0 | 0 | 0 | 0 | 0 | 0 | 0 | 0.0 | 0 | 0 |
| 2020 | Bears | 0 | 0 | 0.0 | 0 | 0 | 0 | 0 | 0 | 0 | 0.0 | 0 | 0 |
| 2021 | Bears | 0 | 0 | 0.0 | 0 | 0 | 0 | 0 | 0 | 0 | 0.0 | 0 | 0 |
| 2022 | Rams | 0 | 0 | 0.0 | 0 | 0 | 0 | 0 | 0 | 0 | 0.0 | 0 | 0 |
| 2023 | Steelers | 0 | 0 | 0.0 | 0 | 0 | 0 | 0 | 0 | 0 | 0.0 | 0 | 0 |
| NFL TOTALS | | 0 | 0 | 0.0 | 0 | 0 | 0 | 0 | 0 | 0 | 0.0 | 0 | 0 |

ALLEN ROBINSON II'S NFL POSTSEASON RETURN STATISTICS

| DATE | TEAM | KICKOFF RETURNS | | | | | | PUNT RETURNS | | | | | |
|-------------------|---------|-----------------|----------|------------|----------|----------|----------|--------------|----------|----------|------------|----------|----------|
| | | RET. | YDS. | AVG. | LG | TD | NO. | FC | YDS. | AVG. | LG | TD | |
| 2017 | Jaguars | 0 | 0 | 0.0 | 0 | 0 | 0 | 0 | 0 | 0 | 0.0 | 0 | 0 |
| 2018 | Bears | 0 | 0 | 0.0 | 0 | 0 | 0 | 0 | 0 | 0 | 0.0 | 0 | 0 |
| 2020 | Bears | 0 | 0 | 0.0 | 0 | 0 | 0 | 0 | 0 | 0 | 0.0 | 0 | 0 |
| NFL TOTALS | | 0 | 0 | 0.0 | 0 | 0 | 0 | 0 | 0 | 0 | 0.0 | 0 | 0 |

SINGLE-GAME HIGHS: RUSHING/RECEIVING

| | | | |
|-------------------|---|-----------------------|---|
| Rush Attempts | 1 at Detroit Lions, Sep 13, 2020 1 at Minnesota Vikings, Dec 29, 2019 ...1 more at 1. | Longest Receptions | 90t at New Orleans Saints, Dec 27, 2015 54 at Washington Redskins, Sep 14, 2014 |
| Rushing Yards | 9 at San Francisco 49ers, Dec 23, 2018 2 at Minnesota Vikings, Dec 29, 2019 | Receiving TDs | 3 at Tennessee Titans, Dec 06, 2015 2 at Green Bay Packers, Nov 29, 2020 ...6 more at 2. |
| Longest Runs | 9 at San Francisco 49ers, Dec 23, 2018 2 at Minnesota Vikings, Dec 29, 2019 | All-Purpose Yards | 155 vs. Miami Dolphins, Sep 20, 2015 153 at Tennessee Titans, Dec 06, 2015 |
| Receptions | 10 at Jacksonville Jaguars, Dec 27, 2020 10 vs. Tampa Bay Buccaneers, Oct 08, 2020 ...4 more at 10. | Most TDs | 3 at Tennessee Titans, Dec 06, 2015 2 at Green Bay Packers, Nov 29, 2020 ...6 more at 2. |
| Receiving Yards | 155 vs. Miami Dolphins, Sep 20, 2015 153 at Tennessee Titans, Dec 06, 2015 | Miscellaneous Tackles | 1 vs. New York Giants, Jan 02, 2022 1 at Tampa Bay Buccaneers, Oct 24, 2021 ...7 more at 1. |
| Receiving Average | 25.8 vs. Miami Dolphins, Sep 20, 2015 25.2 at New Orleans Saints, Dec 27, 2015 | | |

SINGLE-GAME HIGHS - POSTSEASON: RECEIVING

| | | | |
|--------------------|---|-------------------|---|
| Receptions | 10 vs. Philadelphia Eagles, Jan 06, 2019 6 at New Orleans Saints, Jan 10, 2021 | Receiving TDs | 1 vs. Philadelphia Eagles, Jan 06, 2019 |
| Receiving Yards | 143 vs. Philadelphia Eagles, Jan 06, 2019 55 at New Orleans Saints, Jan 10, 2021 | All-Purpose Yards | 143 vs. Philadelphia Eagles, Jan 06, 2019 55 at New Orleans Saints, Jan 10, 2021 |
| Receiving Average | 14.3 vs. Philadelphia Eagles, Jan 06, 2019 9.2 at New Orleans Saints, Jan 10, 2021 | Most TDs | 1 vs. Philadelphia Eagles, Jan 06, 2019 |
| Longest Receptions | 45 vs. Philadelphia Eagles, Jan 06, 2019 25 vs. Philadelphia Eagles, Jan 06, 2019 22t vs. Philadelphia Eagles, Jan 06, 2019 21 at New Orleans Saints, Jan 10, 2021 15 at New Orleans Saints, Jan 10, 2021 | | |

100-YARD RECEIVING GAMES (16): REGULAR SEASON

| DATE | TEAM | NO. | YDS. | AVG. | LG | TD |
|----------|------------|-----|------|------|-----|----|
| 09/20/15 | DOLPHINS | 6 | 155 | 25.8 | 52 | 2 |
| 11/08/15 | at Jets | 6 | 121 | 20.2 | 44 | 0 |
| 11/19/15 | TITANS | 5 | 113 | 22.6 | 38 | 0 |
| 12/06/15 | at Titans | 10 | 153 | 15.3 | 44 | 3 |
| 12/27/15 | at Saints | 6 | 151 | 25.2 | 90t | 1 |
| 01/03/16 | at Texans | 5 | 108 | 21.6 | 36 | 0 |
| 11/13/16 | TEXANS | 9 | 107 | 11.9 | 19 | 1 |
| 12/24/16 | TITANS | 9 | 147 | 16.3 | 37 | 0 |
| 11/11/18 | LIONS | 6 | 133 | 22.2 | 36t | 2 |
| 09/05/19 | PACKERS | 7 | 102 | 14.6 | 27 | 0 |
| 11/24/19 | GIANTS | 6 | 131 | 21.8 | 49 | 1 |
| 12/15/19 | at Packers | 7 | 125 | 17.9 | 34 | 0 |
| 09/27/20 | at Falcons | 10 | 123 | 12.3 | 37t | 1 |
| 10/04/20 | COLTS | 7 | 101 | 14.4 | 27 | 1 |
| 12/13/20 | TEXANS | 9 | 123 | 13.7 | 35 | 1 |
| 12/27/20 | at Jaguars | 10 | 103 | 10.3 | 21 | 0 |

100-YARD RECEIVING GAMES (1): POSTSEASON

| DATE | TEAM | NO. | YDS. | AVG. | LG | TD |
|----------|--------|-----|------|------|----|----|
| 01/06/19 | EAGLES | 10 | 143 | 14.3 | 45 | 1 |

2023 GAME-BY-GAME REGULAR-SEASON STATISTICS (STEELERS)

| DATE | OPPONENT | P/S | RECEIVING | | | | | RUSHING | | | | | W/L | SCORE |
|-------------|-------------|-------|-----------|------|------|----|----|---------|------|------|----|----|------|-------|
| | | | NO. | YDS. | AVG. | LG | TD | NO. | YDS. | AVG. | LG | TD | | |
| 09/10 | 49ers | S | 5 | 64 | 12.8 | 31 | 0 | 0 | 0 | 0.0 | 0 | 0 | L | 7-30 |
| 09/18 | Browns | S | 2 | 12 | 6.0 | 7 | 0 | 0 | 0 | 0.0 | 0 | 0 | W | 26-22 |
| 09/24 | at Raiders | S | 4 | 24 | 6.0 | 8 | 0 | 0 | 0 | 0.0 | 0 | 0 | W | 23-18 |
| 10/01 | at Texans | S | 1 | 8 | 8.0 | 8 | 0 | 0 | 0 | 0.0 | 0 | 0 | L | 6-30 |
| 10/08 | Ravens | S | 5 | 29 | 5.8 | 10 | 0 | 0 | 0 | 0.0 | 0 | 0 | W | 17-10 |
| 10/22 | at Rams | S | 1 | 7 | 7.0 | 7 | 0 | 0 | 0 | 0.0 | 0 | 0 | W | 24-17 |
| 10/29 | Jaguars | S | 0 | 0 | 0.0 | 0 | 0 | 0 | 0 | 0.0 | 0 | 0 | L | 10-20 |
| 11/02 | Titans | S | 1 | 10 | 10.0 | 10 | 0 | 0 | 0 | 0.0 | 0 | 0 | W | 20-16 |
| 11/12 | Packers | S | 0 | 0 | 0.0 | 0 | 0 | 0 | 0 | 0.0 | 0 | 0 | W | 23-19 |
| 11/19 | at Browns | S | 3 | 20 | 6.7 | 11 | 0 | 0 | 0 | 0.0 | 0 | 0 | L | 10-13 |
| 11/26 | at Bengals | S | 1 | 11 | 11.0 | 11 | 0 | 0 | 0 | 0.0 | 0 | 0 | W | 16-10 |
| 12/03 | Cardinals | S | 3 | 19 | 6.3 | 8 | 0 | 0 | 0 | 0.0 | 0 | 0 | L | 10-24 |
| 12/07 | Patriots | S | 1 | 21 | 21.0 | 21 | 0 | 0 | 0 | 0.0 | 0 | 0 | L | 18-21 |
| 12/16 | at Colts | S | 3 | 19 | 6.3 | 8 | 0 | 0 | 0 | 0.0 | 0 | 0 | L | 13-30 |
| 12/23 | Bengals | S | 4 | 36 | 9.0 | 14 | 0 | 0 | 0 | 0.0 | 0 | 0 | W | 34-11 |
| 12/31 | at Seahawks | S | 0 | 0 | 0.0 | 0 | 0 | 0 | 0 | 0.0 | 0 | 0 | W | 30-23 |
| 01/06 | at Ravens | S | 0 | 0 | 0.0 | 0 | 0 | 0 | 0 | 0.0 | 0 | 0 | W | 17-10 |
| 2023 TOTALS | | 17-17 | 34 | 280 | 8.2 | 31 | 0 | 0 | 0 | 0.0 | 0 | 0 | 10-7 | |

2022 GAME-BY-GAME REGULAR-SEASON STATISTICS (RAMS)

| DATE | OPPONENT | P/S | RECEIVING | | | | | RUSHING | | | | | W/L | SCORE |
|-------------|---------------|-------|-----------|------|------|----|----|---------|------|------|----|----|------|--------|
| | | | NO. | YDS. | AVG. | LG | TD | NO. | YDS. | AVG. | LG | TD | | |
| 09/08 | Bills | S | 1 | 12 | 12.0 | 12 | 0 | 0 | 0 | 0.0 | 0 | 0 | L | 10-31 |
| 09/18 | Falcons | S | 4 | 53 | 13.3 | 29 | 1 | 0 | 0 | 0.0 | 0 | 0 | W | 31-27 |
| 09/25 | at Cardinals | S | 2 | 23 | 11.5 | 15 | 0 | 0 | 0 | 0.0 | 0 | 0 | W | 20-12 |
| 10/03 | at 49ers | S | 2 | 7 | 3.5 | 5 | 0 | 0 | 0 | 0.0 | 0 | 0 | L | 9-24 |
| 10/09 | Cowboys | S | 3 | 12 | 4.0 | 6 | 0 | 0 | 0 | 0.0 | 0 | 0 | L | 10-22 |
| 10/16 | Panthers | S | 5 | 63 | 12.6 | 22 | 1 | 0 | 0 | 0.0 | 0 | 0 | W | 24-10 |
| 10/30 | 49ers | S | 5 | 54 | 10.8 | 23 | 0 | 0 | 0 | 0.0 | 0 | 0 | L | 14-31 |
| 11/06 | at Buccaneers | S | 3 | 24 | 8.0 | 15 | 0 | 0 | 0 | 0.0 | 0 | 0 | L | 13-16 |
| 11/13 | Cardinals | S | 4 | 44 | 11.0 | 14 | 0 | 0 | 0 | 0.0 | 0 | 0 | L | 17-27 |
| 11/20 | at Saints | S | 4 | 47 | 11.8 | 17 | 1 | 0 | 0 | 0.0 | 0 | 0 | L | 20-27 |
| 11/27 | at Chiefs | | | | | | | | | | | | L | 10-26 |
| 12/04 | Seahawks | | | | | | | | | | | | L | 23-27 |
| 12/08 | Raiders | | | | | | | | | | | | W | 17-16 |
| 12/19 | at Packers | | | | | | | | | | | | L | 12-24 |
| 12/25 | Broncos | | | | | | | | | | | | W | 51-14 |
| 01/01 | at Chargers | | | | | | | | | | | | L | 10-31 |
| 01/08 | at Seahawks | | | | | | | | | | | | L | 16-19+ |
| 2022 TOTALS | | 10-10 | 33 | 339 | 10.3 | 29 | 3 | 0 | 0 | 0.0 | 0 | 0 | 5-12 | |

+ - Overtime

2021 GAME-BY-GAME REGULAR-SEASON STATISTICS (BEARS)

| DATE | OPPONENT | P/S | RECEIVING | | | | | RUSHING | | | | | W/L | SCORE |
|--------------------|---------------|-------|-----------|------------|-------------|-----------|----------|----------|----------|------------|----------|----------|-------------|-------|
| | | | NO. | YDS. | AVG. | LG | TD | NO. | YDS. | AVG. | LG | TD | | |
| 09/12 | at Rams | S | 6 | 35 | 5.8 | 9 | 0 | 0 | 0 | 0.0 | 0 | 0 | L | 14-34 |
| 09/19 | Bengals | S | 2 | 24 | 12.0 | 13 | 1 | 0 | 0 | 0.0 | 0 | 0 | W | 20-17 |
| 09/26 | at Browns | S | 2 | 27 | 13.5 | 18 | 0 | 0 | 0 | 0.0 | 0 | 0 | L | 6-26 |
| 10/03 | Lions | S | 3 | 63 | 21.0 | 28 | 0 | 0 | 0 | 0.0 | 0 | 0 | W | 24-14 |
| 10/10 | at Raiders | S | 4 | 32 | 8.0 | 12 | 0 | 0 | 0 | 0.0 | 0 | 0 | W | 20-9 |
| 10/17 | Packers | S | 4 | 53 | 13.3 | 20 | 0 | 0 | 0 | 0.0 | 0 | 0 | L | 14-24 |
| 10/24 | at Buccaneers | S | 2 | 16 | 8.0 | 12 | 0 | 0 | 0 | 0.0 | 0 | 0 | L | 3-38 |
| 10/31 | 49ers | S | 3 | 21 | 7.0 | 10 | 0 | 0 | 0 | 0.0 | 0 | 0 | L | 22-33 |
| 11/08 | at Steelers | S | 4 | 68 | 17.0 | 39 | 0 | 0 | 0 | 0.0 | 0 | 0 | L | 27-29 |
| 11/21 | Ravens | | | | | | | | | | | | L | 13-16 |
| 11/25 | at Lions | | | | | | | | | | | | W | 16-14 |
| 12/05 | Cardinals | | | | | | | | | | | | L | 22-33 |
| 12/12 | at Packers | S | 2 | 14 | 7.0 | 8 | 0 | 0 | 0 | 0.0 | 0 | 0 | L | 30-45 |
| 12/20 | Vikings | | | | | | | | | | | | L | 9-17 |
| 12/26 | at Seahawks | | | | | | | | | | | | W | 25-24 |
| 01/02 | Giants | S | 4 | 35 | 8.8 | 13 | 0 | 0 | 0 | 0.0 | 0 | 0 | W | 29-3 |
| 01/09 | at Vikings | S | 2 | 22 | 11.0 | 16 | 0 | 0 | 0 | 0.0 | 0 | 0 | L | 17-31 |
| 2021 TOTALS | | 12-12 | 38 | 410 | 10.8 | 39 | 1 | 0 | 0 | 0.0 | 0 | 0 | 6-11 | |

2020 GAME-BY-GAME REGULAR-SEASON STATISTICS (BEARS)

| DATE | OPPONENT | P/S | RECEIVING | | | | | RUSHING | | | | | W/L | SCORE |
|--------------------|-------------|-------|------------|--------------|-------------|-----------|----------|----------|-----------|-------------|-----------|----------|------------|--------|
| | | | NO. | YDS. | AVG. | LG | TD | NO. | YDS. | AVG. | LG | TD | | |
| 09/13 | at Lions | S | 5 | 74 | 14.8 | 22 | 0 | 1 | -1 | -1.0 | -1 | 0 | W | 27-23 |
| 09/20 | Giants | S | 3 | 33 | 11.0 | 17 | 0 | 0 | 0 | 0.0 | 0 | 0 | W | 17-13 |
| 09/27 | at Falcons | S | 10 | 123 | 12.3 | 37t | 1 | 0 | 0 | 0.0 | 0 | 0 | W | 30-26 |
| 10/04 | Colts | S | 7 | 101 | 14.4 | 27 | 1 | 0 | 0 | 0.0 | 0 | 0 | L | 11-19 |
| 10/08 | Buccaneers | S | 10 | 90 | 9.0 | 24 | 0 | 0 | 0 | 0.0 | 0 | 0 | W | 20-19 |
| 10/18 | at Panthers | S | 5 | 53 | 10.6 | 23 | 0 | 0 | 0 | 0.0 | 0 | 0 | W | 23-16 |
| 10/26 | at Rams | S | 4 | 70 | 17.5 | 42 | 0 | 0 | 0 | 0.0 | 0 | 0 | L | 10-24 |
| 11/01 | Saints | S | 6 | 87 | 14.5 | 28 | 1 | 0 | 0 | 0.0 | 0 | 0 | L | 23-26+ |
| 11/08 | at Titans | S | 7 | 81 | 11.6 | 27 | 0 | 0 | 0 | 0.0 | 0 | 0 | L | 17-24 |
| 11/16 | Vikings | S | 6 | 43 | 7.2 | 24 | 0 | 0 | 0 | 0.0 | 0 | 0 | L | 13-19 |
| 11/29 | at Packers | S | 8 | 74 | 9.3 | 20 | 2 | 0 | 0 | 0.0 | 0 | 0 | L | 25-41 |
| 12/06 | Lions | S | 6 | 75 | 12.5 | 21 | 0 | 0 | 0 | 0.0 | 0 | 0 | L | 30-34 |
| 12/13 | Texans | S | 9 | 123 | 13.7 | 35 | 1 | 0 | 0 | 0.0 | 0 | 0 | W | 36-7 |
| 12/20 | at Vikings | S | 4 | 83 | 20.8 | 35 | 0 | 0 | 0 | 0.0 | 0 | 0 | W | 33-27 |
| 12/27 | at Jaguars | S | 10 | 103 | 10.3 | 21 | 0 | 0 | 0 | 0.0 | 0 | 0 | W | 41-17 |
| 01/03 | Packers | S | 2 | 37 | 18.5 | 23 | 0 | 0 | 0 | 0.0 | 0 | 0 | L | 16-35 |
| 2020 TOTALS | | 16-16 | 102 | 1,250 | 12.3 | 42 | 6 | 1 | -1 | -1.0 | -1 | 0 | 8-8 | |

+ - Overtime

2019 GAME-BY-GAME REGULAR-SEASON STATISTICS (BEARS)

| DATE | OPPONENT | P/S | RECEIVING | | | | | RUSHING | | | | | W/L | SCORE |
|--------------------|-------------|-------|-----------|--------------|-------------|-----------|----------|----------|----------|------------|----------|----------|------------|-------|
| | | | NO. | YDS. | AVG. | LG | TD | NO. | YDS. | AVG. | LG | TD | | |
| 09/05 | Packers | P | 7 | 102 | 14.6 | 27 | 0 | 0 | 0 | 0.0 | 0 | 0 | L | 3-10 |
| 09/15 | at Broncos | S | 4 | 41 | 10.3 | 25 | 0 | 0 | 0 | 0.0 | 0 | 0 | W | 16-14 |
| 09/23 | at Redskins | S | 6 | 60 | 10.0 | 14 | 0 | 0 | 0 | 0.0 | 0 | 0 | W | 31-15 |
| 09/29 | Vikings | S | 7 | 77 | 11.0 | 25 | 0 | 0 | 0 | 0.0 | 0 | 0 | W | 16-6 |
| 10/06 | at Raiders | S | 7 | 97 | 13.9 | 32 | 2 | 0 | 0 | 0.0 | 0 | 0 | L | 21-24 |
| 10/20 | Saints | S | 10 | 87 | 8.7 | 17 | 1 | 0 | 0 | 0.0 | 0 | 0 | L | 25-36 |
| 10/27 | Chargers | S | 5 | 62 | 12.4 | 31 | 0 | 0 | 0 | 0.0 | 0 | 0 | L | 16-17 |
| 11/03 | at Eagles | S | 1 | 6 | 6.0 | 6 | 0 | 0 | 0 | 0.0 | 0 | 0 | L | 14-22 |
| 11/10 | Lions | S | 6 | 86 | 14.3 | 33 | 0 | 0 | 0 | 0.0 | 0 | 0 | W | 20-13 |
| 11/17 | at Rams | S | 4 | 15 | 3.8 | 6 | 0 | 0 | 0 | 0.0 | 0 | 0 | L | 7-17 |
| 11/24 | Giants | S | 6 | 131 | 21.8 | 49 | 1 | 0 | 0 | 0.0 | 0 | 0 | W | 19-14 |
| 11/28 | at Lions | S | 8 | 86 | 10.8 | 16 | 1 | 0 | 0 | 0.0 | 0 | 0 | W | 24-20 |
| 12/05 | Cowboys | S | 5 | 48 | 9.6 | 22 | 2 | 0 | 0 | 0.0 | 0 | 0 | W | 31-24 |
| 12/15 | at Packers | S | 7 | 125 | 17.9 | 34 | 0 | 0 | 0 | 0.0 | 0 | 0 | L | 13-21 |
| 12/22 | Chiefs | S | 6 | 53 | 8.8 | 17 | 0 | 0 | 0 | 0.0 | 0 | 0 | L | 3-26 |
| 12/29 | at Vikings | S | 9 | 71 | 7.9 | 18 | 0 | 1 | 2 | 2.0 | 2 | 0 | W | 21-19 |
| 2019 TOTALS | | 16-15 | 98 | 1,147 | 11.7 | 49 | 7 | 1 | 2 | 2.0 | 2 | 0 | 8-8 | |

2018 GAME-BY-GAME REGULAR-SEASON STATISTICS (BEARS)

| DATE | OPPONENT | P/S | RECEIVING | | | | | RUSHING | | | | | W/L | SCORE |
|--------------------|--------------|-------|-----------|------|------|-----|------------------|---------|------|------|----|----|------|--------|
| | | | NO. | YDS. | AVG. | LG | TD | NO. | YDS. | AVG. | LG | TD | | |
| 09/09 | at Packers | P | 4 | 61 | 15.3 | 33 | 0 | 0 | 0 | 0.0 | 0 | 0 | L | 23-24 |
| 09/17 | Seahawks | S | 10 | 83 | 8.3 | 14 | 0 | 0 | 0 | 0.0 | 0 | 0 | W | 24-17 |
| 09/23 | at Cardinals | S | 3 | 50 | 16.7 | 39 | 0 | 0 | 0 | 0.0 | 0 | 0 | W | 16-14 |
| 09/30 | Buccaneers | S | 2 | 23 | 11.5 | 14t | 1 | 0 | 0 | 0.0 | 0 | 0 | W | 48-10 |
| 10/14 | at Dolphins | S | 5 | 64 | 12.8 | 21 | 1 | 0 | 0 | 0.0 | 0 | 0 | L | 28-31+ |
| 10/21 | Patriots | S | 1 | 4 | 4.0 | 4 | 0 | 0 | 0 | 0.0 | 0 | 0 | L | 31-38 |
| 10/28 | Jets | | | | | | INACTIVE | | | | | | W | 24-10 |
| 11/04 | at Bills | | | | | | INACTIVE | | | | | | W | 41-9 |
| 11/11 | Lions | S | 6 | 133 | 22.2 | 36t | 2 | 0 | 0 | 0.0 | 0 | 0 | W | 34-22 |
| 11/18 | Vikings | S | 3 | 39 | 13.0 | 17 | 0 | 0 | 0 | 0.0 | 0 | 0 | W | 25-20 |
| 11/22 | at Lions | S | 2 | 37 | 18.5 | 29 | 0 | 0 | 0 | 0.0 | 0 | 0 | W | 23-16 |
| 12/02 | at Giants | S | 5 | 79 | 15.8 | 30 | 0 | 0 | 0 | 0.0 | 0 | 0 | L | 27-30+ |
| 12/09 | Rams | S | 5 | 42 | 8.4 | 14 | 0 | 0 | 0 | 0.0 | 0 | 0 | W | 15-6 |
| 12/16 | Packers | S | 3 | 54 | 18.0 | 30 | 0 | 0 | 0 | 0.0 | 0 | 0 | W | 24-17 |
| 12/23 | at 49ers | S | 6 | 85 | 14.2 | 43 | 0 | 1 | 9 | 9.0 | 9 | 0 | W | 14-9 |
| 12/30 | at Vikings | | | | | | ON INACTIVE LIST | | | | | | W | 24-10 |
| 2018 TOTALS | | 13-12 | 55 | 754 | 13.7 | 43 | 4 | 1 | 9 | 9.0 | 9 | 0 | 12-4 | |

+ - Overtime

2017 GAME-BY-GAME REGULAR-SEASON STATISTICS (JAGUARS)

| DATE | OPPONENT | P/S | RECEIVING | | | | | RUSHING | | | | | W/L | SCORE |
|--------------------|--------------|-----|-----------|------|------|----|-----------------|---------|------|------|----|----|------|--------|
| | | | NO. | YDS. | AVG. | LG | TD | NO. | YDS. | AVG. | LG | TD | | |
| 09/10 | at Texans | S | 1 | 17 | 17.0 | 17 | 0 | 0 | 0 | 0.0 | 0 | 0 | W | 29-7 |
| 09/17 | Titans | | | | | | INJURED RESERVE | | | | | | L | 16-37 |
| 09/24 | Ravens | | | | | | INJURED RESERVE | | | | | | W | 44-7 |
| 10/01 | at Jets | | | | | | INJURED RESERVE | | | | | | L | 20-23+ |
| 10/08 | at Steelers | | | | | | INJURED RESERVE | | | | | | W | 30-9 |
| 10/15 | Rams | | | | | | INJURED RESERVE | | | | | | L | 17-27 |
| 10/22 | at Colts | | | | | | INJURED RESERVE | | | | | | W | 27-0 |
| 11/05 | Bengals | | | | | | INJURED RESERVE | | | | | | W | 23-7 |
| 11/12 | Chargers | | | | | | INJURED RESERVE | | | | | | W | 20-17+ |
| 11/19 | at Browns | | | | | | INJURED RESERVE | | | | | | W | 19-7 |
| 11/26 | at Cardinals | | | | | | INJURED RESERVE | | | | | | L | 24-27 |
| 12/03 | Colts | | | | | | INJURED RESERVE | | | | | | W | 30-10 |
| 12/10 | Seahawks | | | | | | INJURED RESERVE | | | | | | W | 30-24 |
| 12/17 | Texans | | | | | | INJURED RESERVE | | | | | | W | 45-7 |
| 12/24 | at 49ers | | | | | | INJURED RESERVE | | | | | | L | 33-44 |
| 12/31 | at Titans | | | | | | INJURED RESERVE | | | | | | L | 10-15 |
| 2017 TOTALS | | 1-1 | 1 | 17 | 17.0 | 17 | 0 | 0 | 0 | 0.0 | 0 | 0 | 10-6 | |

+ - Overtime

2016 GAME-BY-GAME REGULAR-SEASON STATISTICS (JAGUARS)

| DATE | OPPONENT | P/S | RECEIVING | | | | | RUSHING | | | | | W/L | SCORE |
|--------------------|-------------|-------|-----------|------|------|----|----|---------|------|------|----|----|------|-------|
| | | | NO. | YDS. | AVG. | LG | TD | NO. | YDS. | AVG. | LG | TD | | |
| 09/11 | Packers | S | 6 | 72 | 12.0 | 22 | 0 | 0 | 0 | 0.0 | 0 | 0 | L | 23-27 |
| 09/18 | at Chargers | S | 3 | 54 | 18.0 | 35 | 0 | 0 | 0 | 0.0 | 0 | 0 | L | 14-38 |
| 09/25 | Ravens | S | 7 | 57 | 8.1 | 14 | 2 | 0 | 0 | 0.0 | 0 | 0 | L | 17-19 |
| 10/02 | Colts | S | 5 | 55 | 11.0 | 17 | 1 | 0 | 0 | 0.0 | 0 | 0 | W | 30-27 |
| 10/16 | at Bears | S | 3 | 49 | 16.3 | 18 | 0 | 0 | 0 | 0.0 | 0 | 0 | W | 17-16 |
| 10/23 | Raiders | S | 2 | 9 | 4.5 | 5 | 0 | 0 | 0 | 0.0 | 0 | 0 | L | 16-33 |
| 10/27 | at Titans | S | 6 | 70 | 11.7 | 21 | 0 | 0 | 0 | 0.0 | 0 | 0 | L | 22-36 |
| 11/06 | at Chiefs | S | 7 | 76 | 10.9 | 20 | 1 | 0 | 0 | 0.0 | 0 | 0 | L | 14-19 |
| 11/13 | Texans | S | 9 | 107 | 11.9 | 19 | 1 | 0 | 0 | 0.0 | 0 | 0 | L | 21-24 |
| 11/20 | at Lions | S | 3 | 18 | 6.0 | 11 | 1 | 0 | 0 | 0.0 | 0 | 0 | L | 19-26 |
| 11/27 | at Bills | S | 2 | 24 | 12.0 | 24 | 0 | 0 | 0 | 0.0 | 0 | 0 | L | 21-28 |
| 12/04 | Broncos | S | 3 | 31 | 10.3 | 21 | 0 | 0 | 0 | 0.0 | 0 | 0 | L | 10-20 |
| 12/11 | Vikings | S | 1 | 17 | 17.0 | 17 | 0 | 0 | 0 | 0.0 | 0 | 0 | L | 16-25 |
| 12/18 | at Texans | S | 2 | 15 | 7.5 | 9 | 0 | 0 | 0 | 0.0 | 0 | 0 | L | 20-21 |
| 12/24 | Titans | S | 9 | 147 | 16.3 | 37 | 0 | 0 | 0 | 0.0 | 0 | 0 | W | 38-17 |
| 01/01 | at Colts | S | 5 | 82 | 16.4 | 42 | 0 | 0 | 0 | 0.0 | 0 | 0 | L | 20-24 |
| 2016 TOTALS | | 16-16 | 73 | 883 | 12.1 | 42 | 6 | 0 | 0 | 0.0 | 0 | 0 | 3-13 | |

2015 GAME-BY-GAME REGULAR-SEASON STATISTICS (JAGUARS)

| DATE | OPPONENT | P/S | RECEIVING | | | | | RUSHING | | | | | W/L | SCORE |
|--------------------|---------------|--------------|-----------|--------------|-------------|------------|-----------|----------|----------|------------|----------|----------|-------------|--------|
| | | | NO. | YDS. | AVG. | LG | TD | NO. | YDS. | AVG. | LG | TD | | |
| 09/13 | Panthers | S | 1 | 27 | 27.0 | 27 | 0 | 0 | 0 | 0.0 | 0 | 0 | L | 9-20 |
| 09/20 | Dolphins | S | 6 | 155 | 25.8 | 52 | 2 | 0 | 0 | 0.0 | 0 | 0 | W | 23-20 |
| 09/27 | at Patriots | S | 4 | 68 | 17.0 | 37 | 0 | 0 | 0 | 0.0 | 0 | 0 | L | 17-51 |
| 10/04 | at Colts | S | 4 | 80 | 20.0 | 48 | 0 | 0 | 0 | 0.0 | 0 | 0 | L | 13-16+ |
| 10/11 | at Buccaneers | S | 7 | 72 | 10.3 | 21 | 2 | 0 | 0 | 0.0 | 0 | 0 | L | 31-38 |
| 10/18 | Texans | S | 6 | 86 | 14.3 | 25 | 1 | 0 | 0 | 0.0 | 0 | 0 | L | 20-31 |
| 10/25 | Bills | S | 6 | 98 | 16.3 | 23 | 1 | 0 | 0 | 0.0 | 0 | 0 | W | 34-31 |
| 11/08 | at Jets | S | 6 | 121 | 20.2 | 44 | 0 | 0 | 0 | 0.0 | 0 | 0 | L | 23-28 |
| 11/15 | at Ravens | S | 5 | 51 | 10.2 | 16 | 1 | 0 | 0 | 0.0 | 0 | 0 | W | 22-20 |
| 11/19 | Titans | S | 5 | 113 | 22.6 | 38 | 0 | 0 | 0 | 0.0 | 0 | 0 | W | 19-13 |
| 11/29 | Chargers | S | 5 | 56 | 11.2 | 25 | 1 | 0 | 0 | 0.0 | 0 | 0 | L | 25-31 |
| 12/06 | at Titans | S | 10 | 153 | 15.3 | 44 | 3 | 0 | 0 | 0.0 | 0 | 0 | L | 39-42 |
| 12/13 | Colts | S | 1 | 4 | 4.0 | 4t | 1 | 0 | 0 | 0.0 | 0 | 0 | W | 51-16 |
| 12/20 | Falcons | S | 3 | 57 | 19.0 | 25 | 1 | 0 | 0 | 0.0 | 0 | 0 | L | 17-23 |
| 12/27 | at Saints | S | 6 | 151 | 25.2 | 90t | 1 | 0 | 0 | 0.0 | 0 | 0 | L | 27-38 |
| 01/03 | at Texans | S | 5 | 108 | 21.6 | 36 | 0 | 0 | 0 | 0.0 | 0 | 0 | L | 6-30 |
| 2015 TOTALS | | 16-16 | 80 | 1,400 | 17.5 | 90T | 14 | 0 | 0 | 0.0 | 0 | 0 | 5-11 | |

+ - Overtime

2014 GAME-BY-GAME REGULAR-SEASON STATISTICS (JAGUARS)

| DATE | OPPONENT | P/S | RECEIVING | | | | | RUSHING | | | | | W/L | SCORE |
|--------------------|-------------|-------------|-----------|------------|-------------|-----------|----------|----------|----------|------------|----------|----------|------------|-------|
| | | | NO. | YDS. | AVG. | LG | TD | NO. | YDS. | AVG. | LG | TD | | |
| 09/07 | at Eagles | P | 1 | 0 | 0.0 | 0 | 0 | 0 | 0 | 0.0 | 0 | 0 | L | 17-34 |
| 09/14 | at Redskins | P | 4 | 75 | 18.8 | 54 | 0 | 0 | 0 | 0.0 | 0 | 0 | L | 10-41 |
| 09/21 | Colts | S | 7 | 79 | 11.3 | 21 | 0 | 0 | 0 | 0.0 | 0 | 0 | L | 17-44 |
| 09/28 | at Chargers | S | 5 | 38 | 7.6 | 14 | 0 | 0 | 0 | 0.0 | 0 | 0 | L | 14-33 |
| 10/05 | Steelers | S | 5 | 51 | 10.2 | 17 | 0 | 0 | 0 | 0.0 | 0 | 0 | L | 9-17 |
| 10/12 | at Titans | S | 8 | 68 | 8.5 | 15 | 0 | 0 | 0 | 0.0 | 0 | 0 | L | 14-16 |
| 10/19 | Browns | S | 4 | 60 | 15.0 | 31t | 1 | 0 | 0 | 0.0 | 0 | 0 | W | 24-6 |
| 10/26 | Dolphins | S | 5 | 82 | 16.4 | 48t | 1 | 0 | 0 | 0.0 | 0 | 0 | L | 13-27 |
| 11/02 | at Bengals | S | 4 | 35 | 8.8 | 13 | 0 | 0 | 0 | 0.0 | 0 | 0 | L | 23-33 |
| 11/09 | Cowboys | S | 5 | 60 | 12.0 | 31 | 0 | 0 | 0 | 0.0 | 0 | 0 | L | 17-31 |
| 2014 TOTALS | | 10-8 | 48 | 548 | 11.4 | 54 | 2 | 0 | 0 | 0.0 | 0 | 0 | 1-9 | |

2020 GAME-BY-GAME POSTSEASON STATISTICS (BEARS)


| DATE | OPPONENT | P/S | RECEIVING | | | | | RUSHING | | | | | W/L | SCORE |
|--------------------|-----------|------------|-----------|-----------|------------|-----------|----------|----------|----------|------------|----------|----------|------------|-------|
| | | | NO. | YDS. | AVG. | LG | TD | NO. | YDS. | AVG. | LG | TD | | |
| 01/10 | at Saints | S | 6 | 55 | 9.2 | 21 | 0 | 0 | 0 | 0.0 | 0 | 0 | L | 9-21 |
| 2020 TOTALS | | 1-1 | 6 | 55 | 9.2 | 21 | 0 | 0 | 0 | 0.0 | 0 | 0 | 0-1 | |

2018 GAME-BY-GAME POSTSEASON STATISTICS (BEARS)

| DATE | OPPONENT | P/S | RECEIVING | | | | | RUSHING | | | | | W/L | SCORE |
|--------------------|----------|------------|-----------|------------|-------------|-----------|----------|----------|----------|------------|----------|----------|------------|-------|
| | | | NO. | YDS. | AVG. | LG | TD | NO. | YDS. | AVG. | LG | TD | | |
| 01/06 | Eagles | S | 10 | 143 | 14.3 | 45 | 1 | 0 | 0 | 0.0 | 0 | 0 | L | 15-16 |
| 2018 TOTALS | | 1-1 | 10 | 143 | 14.3 | 45 | 1 | 0 | 0 | 0.0 | 0 | 0 | 0-1 | |

2017 GAME-BY-GAME POSTSEASON STATISTICS (JAGUARS)

| DATE | OPPONENT | P/S | RECEIVING | | | | | RUSHING | | | | | W/L | SCORE |
|--------------------|-------------|------------|-----------|----------|------------|----------|----------|----------|----------|------------|----------|----------|------------|-------|
| | | | NO. | YDS. | AVG. | LG | TD | NO. | YDS. | AVG. | LG | TD | | |
| 01/07 | Bills | | | | | | | | | | | | W | 10-3 |
| 01/14 | at Steelers | | | | | | | | | | | | W | 45-42 |
| 01/21 | at Patriots | | | | | | | | | | | | L | 20-24 |
| 2017 TOTALS | | 0-0 | 0 | 0 | 0.0 | 0 | 0 | 0 | 0 | 0.0 | 0 | 0 | 2-1 | |



2

QUARTERBACK

MASON RUDOLPH

| | |
|--------------------------------|----------------------------------|
| HEIGHT: 6-5 | BIRTHPLACE: Rock Hill, SC |
| WEIGHT: 235 | HOW ACQUIRED: D3a '18 |
| BORN: June 17, 1995 | NFL EXPERIENCE: 6th year |
| COLLEGE: Oklahoma State | |

PRO CAREER

- ✦ Career regular-season record as a starter: 5-4-1 (.550); 5-3 (.625) in '19, 0-1 (.000) in '20 and 0-0-1 (.500) in '21
- ✦ Played in 18 games (10 starts) over his six-year NFL career
- ✦ Completed 236-of-384 passes (61.5 percent) for 2,366 yards and 16 TDs in his career
- ✦ Set franchise records for a QB in first career home start (9/30/19 vs Cincinnati) in completions (24), completion percentage (85.7), and QB rating (124.6)
- ✦ Set single-game career high in passing yards (315) at Cleveland in Week 17 of 2020 (1/3/21)
- ✦ Set single-game career high in pass attempts (44) at Cleveland in Week 11 of 2019 (11/14/19)
- ✦ Set single-game career high in completions (26) vs. Indianapolis in Week 9 of 2019 (11/3/19)
- ✦ Registered five multi-TD passing games
- ✦ First quarterback in NFL history to register his first two career wins on Monday Night Football
- ✦ Third quarterback since the 1970 NFL-AFL merger to record a passer rating of at least 81.4 and throw a TD in each of his first seven career starts
- ✦ Fifth quarterback since the 1970 NFL-AFL merger to throw a TD in each of his first eight career games (Jay Cutler, Mike Glennon, Oliver Luck and Mark Rypien)
- ✦ Made NFL debut in Week 2 of 2019 (vs. Seattle)
- ✦ Made NFL starting debut in Week 3 of 2019 (at San Francisco)

2022 (STEELERS)

- ✦ Was inactive for all 17 regular-season games

2021 (STEELERS)

- ✦ Played in two games and started one contest (Week 10 vs. Detroit)
- ✦ Completed 30-of-50 passes for 242 yards and one TD with one interception; also rushed for 36 yards, including a career-long run of 26 yards
- ✦ Completed 5-of-8 passes for 35 yards in Week 16 at Kansas City; also recorded a 17-yard run

2020 (STEELERS)

- ✦ Played in five games (one start)
- ✦ Finished the season with 25 completions for 324 yards and two TDs with one interception
- ✦ Completed 22-of-39 passes for 315 yards and two TDs with one interception in only start of the season (Week 17 at Cleveland)
- ✦ First career 300-yard passing game

2019 (STEELERS)

- ✦ Played in 10 games (eight starts)
- ✦ Finished the season with 176 completions for 1,765 yards and 13 TDs with 9 interceptions
- ✦ Had a season long-pass in Week 3 at San Francisco when he connected with JuJu Smith-Schuster for a 76-yard TD
- ✦ Recorded a season-high 26 completions and a TD in a win vs. Indianapolis in Week 9
- ✦ Started twice on Monday Night Football and had a career-high 124.6 passer rating vs. Miami in Week 9
- ✦ Made his NFL debut, entering the game in the second half for an injured Ben Roethlisberger and completed 12-of-19 passes for 112 yards, two TDs, one interception and a passer rating of 92.4 in Week 2
- ✦ Completed 14-of-27 passes for 174 yards and 2 TDs in first career start (Week 3)
- ✦ Tied franchise record for TD passes in first career start (tied with Ron Smith, 1966; Rudy Bukich, 1960; Scott Campbell, 1985) with scoring throws from 76 and 39 yards
- ✦ Completed 24-of-28 passes for 229 yards, two TDs and no interceptions for a passer rating of 124.6 in his first start at home (vs. Cincinnati in Week 4)
- ✦ Set franchise records for a QB in first career home start in completions (24), completion percentage (85.7), and QB rating (124.6)
- ✦ His 85.7 completion percentage is tied with QB Ben Roethlisberger (85.7 vs. Miami, Nov. 26, 2007) for the third-highest in franchise history
- ✦ Completed 17-of-18 passes for 133 yards and one TD in the first half vs. Miami

2018 (STEELERS)

- ✦ Was inactive for all 16 regular-season games

TRANSACTIONS

- ✦ Signed a one-year contract with Pittsburgh on May 16, 2023
- ✦ Signed a one-year contract extension with the Steelers on Apr. 29, 2021
- ✦ Signed a four-year contract with Pittsburgh on May 23, 2018
- ✦ Drafted by the Steelers in the third round (76th overall) of the 2018 NFL Draft

COLLEGE

- ★ Led the Cowboys to a 32-9 record as a starting quarterback becoming the winningest QB in school history
- ★ Notched 10 wins in games in which Oklahoma State trailed during the second half
- ★ Finished his career holding no fewer than 54 school records, including single-season and career marks for passing yards, passing TDs and pass efficiency
- ★ Ranked fourth in Big-12 history with 13,618 career passing yards and third with a 324.2 passing yards per game average
- ★ Recipient of the 2017 Johnny Unitas Golden Arm Award, the Fellowship of Christian Athletes' Bobby Bowden Award and the Sammy Baugh Award
- ★ Led the FBS with 4,904 passing yards, earning second-team All-Big 12 honors by the coaches in 2017
- ★ Broke Barry Sanders' school record for TDs responsible for with 47
- ★ Teamed with receivers James Washington and Marcell Ateman and running back Justice Hall to make Oklahoma State the first Big 12 school in conference history with a 4,000-yard passer, two 1,000-yard receivers and a 1,000-yard running back in the same year (2017)
- ★ Tabbed the school's 2016 Offensive MVP by the coaching staff
- ★ Only player in the country to throw for at least 4,000 passing yards while throwing less than five interceptions
- ★ His 4,091 passing yards ranked eighth in the nation and third-most in school history for a single-season
- ★ Second-team Academic All-Big 12 honoree in 2015, throwing for 3,770 yards on 264 completions and 21 TDs
- ★ Threw for 299 yards, along with two TDs, in the Cactus Bowl vs. Washington – the most passing yards by a Cowboy freshman in a bowl game

PERSONAL

- ★ Attended Northwestern High School (S.C)
- ★ Led school to a 62-35 win over Stratford in the South Carolina Class 4A Division II Championship, completing 40-of-57 passes for 488 yards with eight TD passes
- ★ Racked up 4,377 passing yards on 350 completions with 64 TDs as a senior, while rushing for 543 yards (129 carries) and 16 TDs
- ★ "Mr. Football" award finalist in South Carolina and MVP of the Shrine Bowl of the Carolinas
- ★ Son of Brett and Jamie Rudolph
- ★ Mother ran track at Liberty University and dad played football at the University of North Carolina
- ★ Graduated with a degree in marketing

MASON RUDOLPH'S NFL REGULAR SEASON PASSING STATISTICS

| DATE | TEAM | GP | GS | ATT. | CMP. | PCT. | YDS | AVG. | TD | INT. | LG | SK | LST | RATE |
|---------------|----------|-----------|-----------|------------|------------|-------------|--------------|------------|-----------|-----------|------------|-----------|------------|-------------|
| 2018 | Steelers | 0 | 0 | 0 | 0 | 0.0 | 0 | 0.0 | 0 | 0 | 0 | 0 | 0 | 0.0 |
| 2019 | Steelers | 10 | 8 | 283 | 176 | 62.2 | 1,765 | 6.2 | 13 | 9 | 76t | 15 | 124 | 82.0 |
| 2020 | Steelers | 5 | 1 | 43 | 25 | 58.1 | 324 | 7.5 | 2 | 1 | 47 | 1 | 8 | 87.7 |
| 2021 | Steelers | 2 | 1 | 58 | 35 | 60.3 | 277 | 4.8 | 1 | 1 | 36 | 0 | 0 | 70.8 |
| 2022 | Steelers | 0 | 0 | 0 | 0 | 0.0 | 0 | 0.0 | 0 | 0 | 0 | 0 | 0 | 0.0 |
| 2023 | Steelers | 4 | 3 | 74 | 55 | 74.3 | 719 | 9.7 | 3 | 0 | 86t | 6 | 43 | 118.0 |
| TOTALS | | 21 | 13 | 458 | 291 | 63.5 | 3,085 | 6.7 | 19 | 11 | 86T | 22 | 175 | 86.9 |

MASON RUDOLPH'S NFL POSTSEASON PASSING STATISTICS

| DATE | TEAM | GP | GS | ATT. | CMP. | PCT. | YDS | AVG. | TD | INT. | LG | SK | LST | RATE |
|---------------|----------|----------|----------|----------|----------|------------|----------|------------|----------|----------|----------|----------|----------|------------|
| 2020 | Steelers | 0 | 0 | 0 | 0 | 0.0 | 0 | 0.0 | 0 | 0 | 0 | 0 | 0 | 0.0 |
| 2021 | Steelers | 0 | 0 | 0 | 0 | 0.0 | 0 | 0.0 | 0 | 0 | 0 | 0 | 0 | 0.0 |
| TOTALS | | 0 | 0 | 0 | 0 | 0.0 | 0 | 0.0 | 0 | 0 | 0 | 0 | 0 | 0.0 |

MASON RUDOLPH'S NFL REGULAR SEASON RUSHING STATISTICS

| DATE | TEAM | NO. | YDS. | AVG. | LG | TD |
|---------------|----------|-----------|-----------|------------|-----------|----------|
| 2018 | Steelers | 0 | 0 | 0.0 | 0 | 0 |
| 2019 | Steelers | 21 | 42 | 2.0 | 13 | 0 |
| 2020 | Steelers | 7 | -6 | -0.9 | 1 | 0 |
| 2021 | Steelers | 5 | 53 | 10.6 | 26 | 0 |
| 2022 | Steelers | 0 | 0 | 0.0 | 7 | 0 |
| 2023 | Steelers | 10 | 8 | 0.8 | 7 | 0 |
| TOTALS | | 43 | 97 | 2.3 | 26 | 0 |

MASON RUDOLPH'S NFL POSTSEASON RUSHING STATISTICS

| DATE | TEAM | NO. | YDS. | AVG. | LG | TD |
|---------------|----------|----------|----------|------------|----------|----------|
| 2020 | Steelers | 0 | 0 | 0.0 | 0 | 0 |
| 2021 | Steelers | 0 | 0 | 0.0 | 0 | 0 |
| TOTALS | | 0 | 0 | 0.0 | 0 | 0 |

MASON RUDOLPH'S NFL REGULAR SEASON PASSING/RUSHING STATISTICS

| DATE | TEAM | GP | GS | PASSING | | | | | | | | | | RUSHING | | | | | | | | | |
|---------------|----------|-----------|-----------|------------|------------|-------------|--------------|------------|-----------|-----------|------------|-----------|------------|-------------|-----------|-----------|------------|-----------|----------|----------|----------|----------|----------|
| | | | | ATT. | CMP. | PCT. | YDS | AVG. | TD | INT. | LG | SK | LST | RATE | NO. | YDS. | AVG. | LG | TD | | | | |
| 2018 | Steelers | 0 | 0 | 0 | 0 | 0.0 | 0 | 0.0 | 0 | 0 | 0 | 0 | 0 | 0 | 0 | 0 | 0 | 0.0 | 0 | 0 | 0 | 0 | |
| 2019 | Steelers | 10 | 8 | 283 | 176 | 62.2 | 1,765 | 6.2 | 13 | 9 | 76t | 15 | 124 | 82.0 | 21 | 42 | 2.0 | 13 | 0 | 0 | 0 | 0 | |
| 2020 | Steelers | 5 | 1 | 43 | 25 | 58.1 | 324 | 7.5 | 2 | 1 | 47 | 1 | 8 | 87.7 | 7 | -6 | -0.9 | 1 | 0 | 0 | 0 | 0 | |
| 2021 | Steelers | 2 | 1 | 58 | 35 | 60.3 | 277 | 4.8 | 1 | 1 | 36 | 0 | 0 | 70.8 | 5 | 53 | 10.6 | 26 | 0 | 0 | 0 | 0 | |
| 2022 | Steelers | 0 | 0 | 0 | 0 | 0.0 | 0 | 0.0 | 0 | 0 | 0 | 0 | 0 | 0.0 | 0 | 0 | 0.0 | 0 | 0 | 0 | 0 | 0 | |
| 2023 | Steelers | 4 | 3 | 74 | 55 | 74.3 | 719 | 9.7 | 3 | 0 | 86t | 6 | 43 | 118.0 | 10 | 8 | 0.8 | 7 | 0 | 0 | 0 | 0 | |
| TOTALS | | 21 | 13 | 458 | 291 | 63.5 | 3,085 | 6.7 | 19 | 11 | 86T | 22 | 175 | 86.9 | 43 | 97 | 2.3 | 26 | 0 | 0 | 0 | 0 | 0 |

MASON RUDOLPH'S NFL POSTSEASON PASSING/RUSHING STATISTICS

| DATE | TEAM | GP | GS | PASSING | | | | | | | | | | | RUSHING | | | | | |
|---------------|----------|----------|----------|----------|----------|------------|----------|------------|----------|----------|----------|----------|----------|------------|----------|----------|------------|----------|----------|---|
| | | | | ATT. | CMP. | PCT. | YDS | AVG. | TD | INT. | LG | SK | LST | RATE | NO. | YDS. | AVG. | LG | TD | |
| 2020 | Steelers | 0 | 0 | 0 | 0 | 0.0 | 0 | 0.0 | 0 | 0 | 0 | 0 | 0 | 0 | 0.0 | 0 | 0 | 0.0 | 0 | 0 |
| 2021 | Steelers | 0 | 0 | 0 | 0 | 0.0 | 0 | 0.0 | 0 | 0 | 0 | 0 | 0 | 0.0 | 0 | 0 | 0.0 | 0 | 0 | |
| TOTALS | | 0 | 0 | 0 | 0 | 0.0 | 0 | 0.0 | 0 | 0 | 0 | 0 | 0 | 0.0 | 0 | 0 | 0.0 | 0 | 0 | |

SINGLE-GAME HIGHS: QUARTERBACK

| | | | |
|------------------|--|-----------------------|---|
| Pass Attempts | 50 vs. Detroit Lions, Nov 14, 2021 44 at Cleveland Browns, Nov 14, 2019 | Completion Percentage | 90.0 at Baltimore Ravens, Jan 06, 2024 85.7 vs. Cincinnati Bengals, Sep 30, 2019 |
| Pass Completions | 30 vs. Detroit Lions, Nov 14, 2021 26 vs. Indianapolis Colts, Nov 03, 2019 | Passer Rating | 124.6 vs. Cincinnati Bengals, Sep 30, 2019 124.0 vs. Cincinnati Bengals, Dec 23, 2023 |
| Yards Passing | 315 at Cleveland Browns, Jan 03, 2021 290 vs. Cincinnati Bengals, Dec 23, 2023 | Rush Attempts | 6 at Seattle Seahawks, Dec 31, 2023 4 vs. Detroit Lions, Nov 14, 2021 |
| TD Passes | 2 vs. Cincinnati Bengals, Dec 23, 2023 2 at Cleveland Browns, Jan 03, 2021 ...4 more at 2. | Rushing Yards | ...2 more at 4. 36 vs. Detroit Lions, Nov 14, 2021 17 at Kansas City Chiefs, Dec 26, 2021 |
| Long Passes | 86t vs. Cincinnati Bengals, Dec 23, 2023 76t at San Francisco 49ers, Sep 22, 2019 | Longest Runs | 26 vs. Detroit Lions, Nov 14, 2021 17 at Kansas City Chiefs, Dec 26, 2021 |

300-YARD PASSING GAMES (1): REGULAR SEASON

| DATE | TEAM | NO. | YDS. | AVG. | LG | TD |
|----------|-----------|-----|------|------|----|----|
| 01/03/21 | at Browns | 22 | 315 | 14.3 | 47 | 2 |

2023 GAME-BY-GAME REGULAR-SEASON STATISTICS (STEELERS)

| DATE | OPPONENT | P/S | PASSING | | | | | | | | | | | RUSHING | | | | W/L | SCORE | |
|--------------------|-------------|------------|-----------|-----------|------------|-------------|------------|-------------|----------|----------|------------|-------------|--------------|-----------|----------|----------|----------|-------------|-------|-------|
| | | | ATT | CMP | YDS | PCT | Y/A | Y/C | TD | INT | LG | SK/YD | RATE | ATT | YDS | LG | TD | | | |
| 09/10 | 49ers | | | | | | | | | | | | | | | | | | L | 7-30 |
| 09/18 | Browns | | | | | | | | | | | | | | | | | | W | 26-22 |
| 09/24 | at Raiders | | | | | | | | | | | | | | | | | | W | 23-18 |
| 10/01 | at Texans | | | | | | | | | | | | | | | | | | L | 6-30 |
| 10/08 | Ravens | | | | | | | | | | | | | | | | | | W | 17-10 |
| 10/22 | at Rams | | | | | | | | | | | | | | | | | | W | 24-17 |
| 10/29 | Jaguars | | | | | | | | | | | | | | | | | | L | 10-20 |
| 11/02 | Titans | | | | | | | | | | | | | | | | | | W | 20-16 |
| 11/12 | Packers | | | | | | | | | | | | | | | | | | W | 23-19 |
| 11/19 | at Browns | | | | | | | | | | | | | | | | | | L | 10-13 |
| 11/26 | at Bengals | | | | | | | | | | | | | | | | | | W | 16-10 |
| 12/03 | Cardinals | | | | | | | | | | | | | | | | | | L | 10-24 |
| 12/07 | Patriots | | | | | | | | | | | | | | | | | | L | 18-21 |
| 12/16 | at Colts | P | 3 | 2 | 3 | 66.7 | 1.0 | 1.5 | 0 | 6 | 1/11 | 70.1 | 0 | 0 | 0 | 0 | 0 | L | 13-30 | |
| 12/23 | Bengals | S | 27 | 17 | 290 | 63.0 | 10.7 | 17.1 | 2 | 0 | 86t | 1/6 | 124.0 | 2 | 4 | 7 | 0 | W | 34-11 | |
| 12/31 | at Seahawks | S | 24 | 18 | 274 | 75.0 | 11.4 | 15.2 | 0 | 0 | 42 | 1/8 | 112.2 | 6 | 5 | 2 | 0 | W | 30-23 | |
| 01/06 | at Ravens | S | 20 | 18 | 152 | 90.0 | 7.6 | 8.4 | 1 | 0 | 71t | 3/18 | 115.0 | 2 | -1 | 0 | 0 | W | 17-10 | |
| 2023 TOTALS | | 4-3 | 74 | 55 | 719 | 74.3 | 9.7 | 13.1 | 3 | 0 | 86T | 6/43 | 118.0 | 10 | 8 | 7 | 0 | 10-7 | | |

2022 GAME-BY-GAME REGULAR-SEASON STATISTICS (STEELERS)

| DATE | OPPONENT | P/S | PASSING | | | | | | | | | | | RUSHING | | | | W/L | SCORE | |
|--------------------|-------------|------------|----------|----------|----------|------------|------------|------------|----------|----------|----------|------------|------------|----------|----------|----------|----------|----------|------------|--------|
| | | | ATT | CMP | YDS | PCT | Y/A | Y/C | TD | INT | LG | SK/YD | RATE | ATT | YDS | LG | TD | | | |
| 09/11 | at Bengals | | | | | | | | | | | | | | | | | | W | 23-20+ |
| 09/18 | Patriots | | | | | | | | | | | | | | | | | | L | 14-17 |
| 09/22 | at Browns | | | | | | | | | | | | | | | | | | L | 17-29 |
| 10/02 | Jets | | | | | | | | | | | | | | | | | | L | 20-24 |
| 10/09 | at Bills | | | | | | | | | | | | | | | | | | L | 3-38 |
| 10/16 | Buccaneers | | | | | | | | | | | | | | | | | | W | 20-18 |
| 10/23 | at Dolphins | | | | | | | | | | | | | | | | | | L | 10-16 |
| 10/30 | at Eagles | | | | | | | | | | | | | | | | | | L | 13-35 |
| 11/13 | Saints | | | | | | | | | | | | | | | | | | W | 20-10 |
| 11/20 | Bengals | | | | | | | | | | | | | | | | | | L | 30-37 |
| 11/28 | at Colts | | | | | | | | | | | | | | | | | | W | 24-17 |
| 12/04 | at Falcons | | | | | | | | | | | | | | | | | | W | 19-16 |
| 12/11 | Ravens | | | | | | | | | | | | | | | | | | L | 14-16 |
| 12/18 | at Panthers | | | | | | | | | | | | | | | | | | W | 24-16 |
| 12/24 | Raiders | | | | | | | | | | | | | | | | | | W | 13-10 |
| 01/01 | at Ravens | | | | | | | | | | | | | | | | | | W | 16-13 |
| 01/08 | Browns | | | | | | | | | | | | | | | | | | W | 28-14 |
| 2022 TOTALS | | 0-0 | 0 | 0 | 0 | 0.0 | 0.0 | 0.0 | 0 | 0 | 0 | 0/0 | 0.0 | 0 | 0 | 0 | 0 | 0 | 9-8 | |

+ - Overtime

2021 GAME-BY-GAME REGULAR-SEASON STATISTICS (STEELERS)

| DATE | OPPONENT | P/S | PASSING | | | | | | | | | | | | RUSHING | | | | W/L/T | SCORE | | | | |
|--------------------|-------------|-----|-----------|-----------|------------|-------------|------------|------------|----------|----------|-----------|------------|-------------|-----|----------|-----------|-----------|----------|-------|-------|--|--|--------------|--------|
| | | | ATT | CMP | YDS | PCT | Y/A | Y/C | TD | INT | LG | SK/YD | RATE | ATT | YDS | LG | TD | | | | | | | |
| 09/12 | at Bills | | | | | | | | | | | | | | | | | | | | | | W | 23-16 |
| 09/19 | Raiders | | | | | | | | | | | | | | | | | | | | | | L | 17-26 |
| 09/26 | Bengals | | | | | | | | | | | | | | | | | | | | | | L | 10-24 |
| 10/03 | at Packers | | | | | | | | | | | | | | | | | | | | | | L | 17-27 |
| 10/10 | Broncos | | | | | | | | | | | | | | | | | | | | | | W | 27-19 |
| 10/17 | Seahawks | | | | | | | | | | | | | | | | | | | | | | W | 23-20+ |
| 10/31 | at Browns | | | | | | | | | | | | | | | | | | | | | | W | 15-10 |
| 11/08 | Bears | | | | | | | | | | | | | | | | | | | | | | W | 29-27 |
| 11/14 | Lions | S | 50 | 30 | 242 | 60.0 | 4.8 | 8.1 | 1 | 1 | 36 | 0/0 | 70.6 | | 4 | 36 | 26 | 0 | T | L | | | L | 16-16 |
| 11/21 | at Chargers | | | | | | | | | | | | | | | | | | | | | | L | 37-41 |
| 11/28 | at Bengals | | | | | | | | | | | | | | | | | | | | | | L | 10-41 |
| 12/05 | Ravens | | | | | | | | | | | | | | | | | | | | | | W | 20-19 |
| 12/09 | at Vikings | | | | | | | | | | | | | | | | | | | | | | L | 28-36 |
| 12/19 | Titans | | | | | | | | | | | | | | | | | | | | | | W | 19-13 |
| 12/26 | at Chiefs | P | 8 | 5 | 35 | 62.5 | 4.4 | 7.0 | 0 | 0 | 12 | 0/0 | 72.4 | | 1 | 17 | 17 | 0 | L | L | | | L | 10-36 |
| 01/03 | Browns | | | | | | | | | | | | | | | | | | | | | | W | 26-14 |
| 01/09 | at Ravens | | | | | | | | | | | | | | | | | | | | | | W | 16-13+ |
| 2021 TOTALS | | 2-1 | 58 | 35 | 277 | 60.3 | 4.8 | 7.9 | 1 | 1 | 36 | 0/0 | 70.8 | | 5 | 53 | 26 | 0 | | | | | 9-7-1 | |

+ - Overtime

2020 GAME-BY-GAME REGULAR-SEASON STATISTICS (STEELERS)

| DATE | OPPONENT | P/S | PASSING | | | | | | | | | | | | RUSHING | | | | W/L/T | SCORE | | | | |
|--------------------|---------------|-----|-----------|-----------|------------|-------------|------------|-------------|----------|----------|-----------|------------|-------------|-----|----------|-----------|----------|----------|-------|-------|--|--|-------------|-------|
| | | | ATT | CMP | YDS | PCT | Y/A | Y/C | TD | INT | LG | SK/YD | RATE | ATT | YDS | LG | TD | | | | | | | |
| 09/14 | at Giants | | | | | | | | | | | | | | | | | | | | | | W | 26-16 |
| 09/20 | Broncos | | | | | | | | | | | | | | | | | | | | | | W | 26-21 |
| 09/27 | Texans | | | | | | | | | | | | | | | | | | | | | | W | 28-21 |
| 10/11 | Eagles | | | | | | | | | | | | | | | | | | | | | | W | 38-29 |
| 10/18 | Browns | P | 1 | 1 | 6 | 100.0 | 6.0 | 6.0 | 0 | 0 | 6 | 0/0 | 91.7 | | 3 | -3 | -1 | 0 | W | L | | | W | 38-7 |
| 10/25 | at Titans | | | | | | | | | | | | | | | | | | | | | | W | 27-24 |
| 11/01 | at Ravens | | | | | | | | | | | | | | | | | | | | | | W | 28-24 |
| 11/08 | at Cowboys | P | 3 | 2 | 3 | 66.7 | 1.0 | 1.5 | 0 | 0 | 2 | 0/0 | 70.1 | | 0 | 0 | 0 | 0 | W | L | | | W | 24-19 |
| 11/15 | Bengals | P | 0 | 0 | 0 | 0.0 | 0.0 | 0.0 | 0 | 0 | 0 | 0/0 | 0.0 | | 0 | 0 | 0 | 0 | W | L | | | W | 36-10 |
| 11/22 | at Jaguars | P | 0 | 0 | 0 | 0.0 | 0.0 | 0.0 | 0 | 0 | 0 | 0/0 | 0.0 | | 3 | -4 | -1 | 0 | W | L | | | W | 27-3 |
| 12/02 | Ravens | | | | | | | | | | | | | | | | | | | | | | W | 19-14 |
| 12/07 | Football Team | | | | | | | | | | | | | | | | | | | | | | L | 17-23 |
| 12/13 | at Bills | | | | | | | | | | | | | | | | | | | | | | L | 15-26 |
| 12/21 | at Bengals | | | | | | | | | | | | | | | | | | | | | | L | 17-27 |
| 12/27 | Colts | | | | | | | | | | | | | | | | | | | | | | W | 28-24 |
| 01/03 | at Browns | S | 39 | 22 | 315 | 56.4 | 8.1 | 14.3 | 2 | 1 | 47 | 1/8 | 89.2 | | 1 | 1 | 1 | 0 | L | L | | | L | 22-24 |
| 2020 TOTALS | | 5-1 | 43 | 25 | 324 | 58.1 | 7.5 | 13.0 | 2 | 1 | 47 | 1/8 | 87.7 | | 7 | -6 | 1 | 0 | | | | | 12-4 | |

2019 GAME-BY-GAME REGULAR-SEASON STATISTICS (STEELERS)

| DATE | OPPONENT | P/S | PASSING | | | | | | | | | | | | RUSHING | | | | W/L | SCORE | | | | |
|--------------------|--------------|------|------------|------------|--------------|-------------|------------|-------------|-----------|----------|------------|---------------|-------------|-----|-----------|-----------|-----------|----------|-----|-------|--|--|------------|--------|
| | | | ATT | CMP | YDS | PCT | Y/A | Y/C | TD | INT | LG | SK/YD | RATE | ATT | YDS | LG | TD | | | | | | | |
| 09/08 | at Patriots | | | | | | | | | | | | | | | | | | | | | | L | 3-33 |
| 09/15 | Seahawks | P | 19 | 12 | 112 | 63.2 | 5.9 | 9.3 | 2 | 1 | 45 | 0/0 | 92.4 | | 1 | 7 | 7 | 0 | L | L | | | L | 26-28 |
| 09/22 | at 49ers | S | 27 | 14 | 174 | 51.9 | 6.4 | 12.4 | 2 | 1 | 76† | 2/14 | 81.4 | | 4 | 15 | 7 | 0 | L | L | | | L | 20-24 |
| 09/30 | Bengals | S | 28 | 24 | 229 | 85.7 | 8.2 | 9.5 | 2 | 0 | 43† | 0/0 | 124.6 | | 3 | -3 | -1 | 0 | W | L | | | W | 27-3 |
| 10/06 | Ravens | S | 20 | 13 | 131 | 65.0 | 6.6 | 10.1 | 1 | 0 | 35† | 1/11 | 100.2 | | 0 | 0 | 0 | 0 | L | L | | | L | 23-26+ |
| 10/13 | at Chargers | | | | | | | | | | | | | | | | | | | | | | L | 24-17 |
| 10/28 | Dolphins | S | 36 | 20 | 251 | 55.6 | 7.0 | 12.6 | 2 | 1 | 45† | 2/15 | 84.4 | | 0 | 0 | 0 | 0 | W | L | | | W | 27-14 |
| 11/03 | Colts | S | 35 | 26 | 191 | 74.3 | 5.5 | 7.3 | 1 | 1 | 40 | 1/8 | 84.3 | | 3 | 5 | 7 | 0 | W | L | | | W | 26-24 |
| 11/10 | Rams | S | 38 | 22 | 242 | 57.9 | 6.4 | 11.0 | 1 | 0 | 34 | 3/11 | 85.6 | | 2 | -1 | 0 | 0 | W | L | | | W | 17-12 |
| 11/14 | at Browns | S | 44 | 23 | 221 | 52.3 | 5.0 | 9.6 | 1 | 4 | 22 | 4/43 | 36.3 | | 2 | 15 | 13 | 0 | L | L | | | L | 7-21 |
| 11/24 | at Bengals | S | 16 | 8 | 85 | 50.0 | 5.3 | 10.6 | 0 | 1 | 35 | 1/13 | 39.8 | | 4 | 4 | 2 | 0 | W | L | | | W | 16-10 |
| 12/01 | Browns | | | | | | | | | | | | | | | | | | | | | | W | 20-13 |
| 12/08 | at Cardinals | | | | | | | | | | | | | | | | | | | | | | W | 23-17 |
| 12/15 | Bills | | | | | | | | | | | | | | | | | | | | | | L | 10-17 |
| 12/22 | at Jets | P | 20 | 14 | 129 | 70.0 | 6.5 | 9.2 | 1 | 0 | 29† | 1/9 | 104.0 | | 2 | 0 | 5 | 0 | L | L | | | L | 10-16 |
| 12/29 | at Ravens | | | | | | | | | | | | | | | | | | | | | | L | 10-28 |
| 2019 TOTALS | | 10-8 | 283 | 176 | 1,765 | 62.2 | 6.2 | 10.0 | 13 | 9 | 76† | 15/124 | 82.0 | | 21 | 42 | 13 | 0 | | | | | 8-8 | |

+ - Overtime

2018 GAME-BY-GAME REGULAR-SEASON STATISTICS (STEELERS)

| DATE | OPPONENT | P/S | PASSING | | | | | | | | | | | | RUSHING | | | | W/L/T | SCORE | | | | |
|--------------------|---------------|-----|----------|----------|----------|------------|------------|------------|----------|----------|----------|------------|------------|-----|----------|----------|----------|----------|-------|-------|--|--|--------------|-------|
| | | | ATT | CMP | YDS | PCT | Y/A | Y/C | TD | INT | LG | SK/YD | RATE | ATT | YDS | LG | TD | | | | | | | |
| 09/09 | at Browns | | | | | | | | | | | | | | | | | | | | | | T | 21-21 |
| 09/16 | Chiefs | | | | | | | | | | | | | | | | | | | | | | L | 37-42 |
| 09/24 | at Buccaneers | | | | | | | | | | | | | | | | | | | | | | W | 30-27 |
| 09/30 | Ravens | | | | | | | | | | | | | | | | | | | | | | L | 14-26 |
| 10/07 | Falcons | | | | | | | | | | | | | | | | | | | | | | W | 41-17 |
| 10/14 | at Bengals | | | | | | | | | | | | | | | | | | | | | | W | 28-21 |
| 10/28 | Browns | | | | | | | | | | | | | | | | | | | | | | W | 33-18 |
| 11/04 | at Ravens | | | | | | | | | | | | | | | | | | | | | | W | 23-16 |
| 11/08 | Panthers | | | | | | | | | | | | | | | | | | | | | | W | 52-21 |
| 11/18 | at Jaguars | | | | | | | | | | | | | | | | | | | | | | W | 20-16 |
| 11/25 | at Broncos | | | | | | | | | | | | | | | | | | | | | | L | 17-24 |
| 12/02 | Chargers | | | | | | | | | | | | | | | | | | | | | | L | 30-33 |
| 12/09 | at Raiders | | | | | | | | | | | | | | | | | | | | | | L | 21-24 |
| 12/16 | Patriots | | | | | | | | | | | | | | | | | | | | | | W | 17-10 |
| 12/23 | at Saints | | | | | | | | | | | | | | | | | | | | | | L | 28-31 |
| 12/30 | Bengals | | | | | | | | | | | | | | | | | | | | | | L | 16-13 |
| 2018 TOTALS | | 0-0 | 0 | 0 | 0 | 0.0 | 0.0 | 0.0 | 0 | 0 | 0 | 0/0 | 0.0 | | 0 | 0 | 0 | 0 | | | | | 9-6-1 | |





21

CORNERBACK

DARIUS RUSH

HEIGHT: 6-2

WEIGHT: 198

BORN: February 22, 2000

COLLEGE: South Carolina

BIRTHPLACE: Kingstree, SC

HOW ACQUIRED: FA '23

NFL EXPERIENCE: R

PRO CAREER

- ✦ Has yet to make NFL debut

TRANSACTIONS

- ✦ Signed with Pittsburgh from the Kansas City practice squad on Oct. 18, 2023
- ✦ Signed to the Chiefs practice squad on Aug. 30, 2023
- ✦ Waived by Indianapolis on Aug. 29, 2023
- ✦ Signed a four-year contract with the Colts on May 5, 2023
- ✦ Drafted by Indianapolis in the fifth round (138th overall) of the 2023 NFL Draft

COLLEGE

- ✦ Played five years for South Carolina (2018-22)
- ✦ Originally joined Carolina's football squad as a wide receiver
- ✦ Totaled 43 games in his Gamecocks career with 21 starts
- ✦ Registered 74 tackles, four tackles for loss, three interceptions and 15 passes defended
- ✦ Started nine games in 2022
- ✦ Recorded career-high 38 tackles (28 solo) with two tackles for loss, two interceptions and seven passes defended
- ✦ As a redshirt junior in 2021, played in all 13 games (started in 12)
- ✦ Recorded 25 tackles (23 solo) in 2021
- ✦ Ranked second on the team in passes defended with eight
- ✦ Saw action in eight games in 2020
- ✦ Played a role on special teams
- ✦ Had eight tackles on the season (seven solo)
- ✦ As a redshirt freshman (2019) transitioned to the secondary after entering the team as a wide receiver in 2018
- ✦ Played in all 12 games with most minutes coming on special teams
- ✦ Redshirted his freshman year (2018)
- ✦ Named to the 2021 and 2019 SEC Fall Academic Honor Roll
- ✦ Named to the First-Year SEC Academic Honor Roll (2018)

PERSONAL

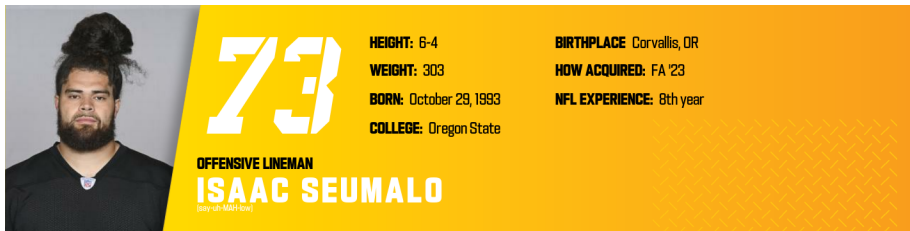
- ✦ Prepped at C.E. Murray High School in Greeleyville, S.C.
- ✦ Played both offense and defense.
- ✦ Named the Region 5-A Co-Player of the Year.
- ✦ Caught 47 passes for 863 yards and 17 touchdowns.
- ✦ Rushed for 125 yards and a touchdown with a kickoff return for a touchdown as a senior.
- ✦ Selected to the Shrine Bowl of the Carolinas following his senior season.
- ✦ Ranked 19th overall in the state of South Carolina for wide receivers.
- ✦ Was named to the PrepStar All-Atlantic Region team.
- ✦ Graduated with a degree in sport and entertainment management

DARIUS RUSH'S NFL REGULAR SEASON DEFENSIVE STATISTICS

| DATE | TEAM | TACKLES | | | | | | | | | | INTERCEPTIONS | | | | | O. FUMB | | | | | ST | | | | | MISC | | | | |
|--------------------------------------|----------|---------|----|----|---|---|-----|-----|-----|-----|-----|---------------|-----|----|----|----|---------|----|----|-----|----|----|---|----|----|---|------|--|--|--|--|
| | | GP | GS | TK | S | A | TFL | YDS | SK | YDS | QBH | NO | YDS | LG | TD | PD | FF | FR | TD | YDS | TK | S | A | FF | FR | S | A | | | | |
| 2023 | Chiefs | 0 | 0 | 0 | 0 | 0 | 0 | 0 | 0 | 0 | 0 | 0 | 0 | 0 | 0 | 0 | 0 | 0 | 0 | 0 | 0 | 0 | 0 | 0 | 0 | 0 | 0 | | | | |
| Went from Kansas City to Pittsburgh. | | | | | | | | | | | | | | | | | | | | | | | | | | | | | | | |
| 2023 | Steelers | 3 | 0 | 3 | 2 | 1 | 0 | 0 | 0.0 | 0.0 | 0 | 0 | 0 | 0 | 0 | 1 | 0 | 0 | 0 | 0 | 0 | 0 | 0 | 0 | 0 | 0 | 0 | | | | |
| 2023 | TOTAL | 3 | 0 | 3 | 2 | 1 | 0 | 0 | 0.0 | 0.0 | 0 | 0 | 0 | 0 | 0 | 1 | 0 | 0 | 0 | 0 | 0 | 0 | 0 | 0 | 0 | 0 | | | | | |
| NFL TOTALS | | 3 | 0 | 3 | 2 | 1 | 0 | 0 | 0.0 | 0.0 | 0 | 0 | 0 | 0 | 0 | 1 | 0 | 0 | 0 | 0 | 0 | 0 | 0 | 0 | 0 | 0 | | | | | |

2023 GAME-BY-GAME REGULAR-SEASON STATISTICS (CHIEFS/STEELERS)

| DATE | OPPONENT | P/S | TACKLES | | | | | | | INTERCEPTIONS | | | | | O. FUMB | | | ST | | | | MISC | | W/L | SCORE | | |
|--------------------|-------------|------------|--|----------|----------|------------|------------|----------|----------|---------------|----------|----------|----------|----------|----------|----------|----------|----------|----------|----------|----------|----------|----------|----------|----------|-------------|-------|
| | | | TK | S | A | SK | YDS | TFL | YDS | QBH | NO | YDS | LG | TD | PD | FF | FR | TD | YDS | TK | S | A | FF | | | FR | S |
| 09/07 | Lions | | | | | | | | | | | | | | | | | | | | | | | | | L | 20-21 |
| 09/17 | at Jaguars | | | | | | | | | | | | | | | | | | | | | | | | | W | 17-9 |
| 09/24 | Bears | | | | | | | | | | | | | | | | | | | | | | | | W | 41-10 | |
| 10/01 | at Jets | | | | | | | | | | | | | | | | | | | | | | | | W | 23-20 | |
| 10/08 | at Vikings | | | | | | | | | | | | | | | | | | | | | | | | W | 27-20 | |
| 10/12 | Broncos | | | | | | | | | | | | | | | | | | | | | | | | W | 19-8 | |
| | | | Went from Chiefs to Steelers . | | | | | | | | | | | | | | | | | | | | | | | | |
| 10/22 | at Rams | | | | | | | | | | | | | | | | | | | | | | | | | W | 24-17 |
| 10/29 | Jaguars | | | | | | | | | | | | | | | | | | | | | | | | | L | 10-20 |
| 11/02 | Titans | P | 3 | 2 | 1 | 0.0 | 0.0 | 0 | 0 | 0 | 0 | 0 | 0 | 0 | 1 | 0 | 0 | 0 | 0 | 0 | 0 | 0 | 0 | 0 | 0 | W | 20-16 |
| 11/12 | Packers | | | | | | | | | | | | | | | | | | | | | | | | W | 23-19 | |
| 11/19 | at Browns | | | | | | | | | | | | | | | | | | | | | | | | L | 10-13 | |
| 11/26 | at Bengals | P | 0 | 0 | 0 | 0.0 | 0.0 | 0 | 0 | 0 | 0 | 0 | 0 | 0 | 0 | 0 | 0 | 0 | 0 | 0 | 0 | 0 | 0 | 0 | W | 16-10 | |
| 12/03 | Cardinals | | | | | | | | | | | | | | | | | | | | | | | | L | 10-24 | |
| 12/07 | Patriots | P | 0 | 0 | 0 | 0.0 | 0.0 | 0 | 0 | 0 | 0 | 0 | 0 | 0 | 0 | 0 | 0 | 0 | 0 | 0 | 0 | 0 | 0 | 0 | L | 18-21 | |
| 12/16 | at Colts | | | | | | | | | | | | | | | | | | | | | | | | L | 13-30 | |
| 12/23 | Bengals | | | | | | | | | | | | | | | | | | | | | | | | W | 34-11 | |
| 12/31 | at Seahawks | | | | | | | | | | | | | | | | | | | | | | | | W | 30-23 | |
| 01/06 | at Ravens | | | | | | | | | | | | | | | | | | | | | | | | W | 17-10 | |
| 2023 TOTALS | | 3-0 | 3 | 2 | 1 | 0.0 | 0.0 | 0 | 0 | 0 | 0 | 0 | 0 | 0 | 1 | 0 | 0 | 0 | 0 | 0 | 0 | 0 | 0 | 0 | 0 | 12-6 | |



73

OFFENSIVE LINEMAN

ISAAC SEUMALO
born in Michigan

HEIGHT: 6-4
WEIGHT: 303
BORN: October 29, 1993
COLLEGE: Oregon State

BIRTHPLACE: Corvallis, OR
HOW ACQUIRED: FA '23
NFL EXPERIENCE: 8th year

PRO CAREER

- ✦ Has played in 81 games (60 starts) in his seven-year NFL career with Philadelphia (2016-22)
- ✦ Has started 40 games at left guard, 19 games at right guard and one at right tackle
- ✦ Was a member of the Eagles' Super Bowl LII-winning team in 2017
- ✦ Made NFL debut in Week 9 of 2016 (at New York Giants)
- ✦ Made NFL starting debut in Week 12 of 2016 (vs. Green Bay)

2022 (EAGLES)

- ✦ Started all 17 games at right guard
- ✦ Supported an offense that scored a franchise-record 57 scrimmage touchdowns and totaled 477 points
- ✦ Set team records in third-down conversion rate (45.9 percent) and red zone touchdown efficiency (67.8 percent)
- ✦ Blocked for an offense that produced 32 rushing touchdowns, which tied for the third-most in NFL history
- ✦ Helped the offense total 363 rushing yards in Week 12 vs. Green Bay, the team's highest single-game total since 1948

2021 (EAGLES)

- ✦ Appeared in 168 snaps over three starts at left guard
- ✦ Allowed zero sacks and zero quarterback hits prior to a season-ending injury sustained in Week 3 at Dallas

2020 (EAGLES)

- ✦ Played 587 snaps in nine starts at left guard
- ✦ His 77.4 pass-blocking grade (PFF) ranked fourth among left guards with a minimum of 350 pass-blocking snaps

2019 (EAGLES)

- ✦ Saw action in a career-high 1,181 snaps and started all 16 games at left guard
- ✦ Paved the way for an offense that ranked third in the NFL in red zone touchdown efficiency (66.7 percent) and fourth in third-down conversions (45.4 percent)

2018 (EAGLES)

- ✦ Totaled 548 snaps over 13 contests (nine starts at left guard)
- ✦ Surrendered only one sack in 345 pass-blocking opportunities

2017 (EAGLES)

- ✦ Logged 284 snaps over 14 games (two starts at left guard) during the Eagles' Super Bowl LII-winning campaign
- ✦ Helped the Eagles lead the League in red zone offense (65.5 percent) and rank third in rushing offense (132.2 yards per game)

2016 (EAGLES)

- ✦ Saw action in nine games, including four starts at three different positions (two at right guard, one at right tackle and one at left guard)
- ✦ Appeared at right guard in his starting debut in Week 12 vs. Green Bay

TRANSACTIONS

- ✦ Signed a three-year contract with Pittsburgh on Mar. 19, 2023
- ✦ Signed a three-year contract extension with Philadelphia on Mar. 4, 2019
- ✦ Signed a four-year contract with Philadelphia on May 6, 2016
- ✦ Drafted by Philadelphia in the third round (79th overall) of the 2016 NFL Draft

COLLEGE

- ✦ Started 37 games at Oregon State (2012-15)
- ✦ Registered starts at every position on the offensive line except left guard (23 at center, nine at right guard, three at left tackle and two at right tackle)
- ✦ Named Pac-12 All-Conference Honorable Mention in 2012 and 2015
- ✦ Missed the 2014 season due to a foot injury
- ✦ One of four team captains in 2014, becoming the first brother (Andrew, 2012) combination chosen as team captains in school history
- ✦ Earned Pac-12 All-Conference Second Team in 2013
- ✦ Selected to Pac-12 All-Academic First Team in 2013 and 2015
- ✦ Selected as a Freshman All-American in 2012
- ✦ Became the first freshman to start at center for OSU since Roger Levasa in 1978
- ✦ One of only two true freshmen to start their season-openers at center in the nation (Hawai'i)

PERSONAL

- ✦ Attended Corvallis High School (OR)
- ✦ Voted a 5A first team all-state as an offensive and defensive lineman as a junior and senior
- ✦ Under Armour and ESPN All-American
- ✦ Rivals four-star athlete, rated the No. 3 offensive guard in the country, the No. 1 overall prospect in Oregon and the No. 52 overall prospect in the country
- ✦ Registered 94 tackles and nine sacks as a defensive lineman as a senior
- ✦ Originally born in Hawaii

ISAAC SEUMALO'S NFL REGULAR SEASON STATISTICS


| DATE | TEAM | GP | GS |
|-------------------|----------|-----------|-----------|
| 2016 | Eagles | 9 | 4 |
| 2017 | Eagles | 14 | 2 |
| 2018 | Eagles | 13 | 9 |
| 2019 | Eagles | 16 | 16 |
| 2020 | Eagles | 9 | 9 |
| 2021 | Eagles | 3 | 3 |
| 2022 | Eagles | 17 | 17 |
| 2023 | Steelers | 17 | 17 |
| NFL TOTALS | | 98 | 77 |

ISAAC SEUMALO'S NFL POSTSEASON STATISTICS

| DATE | TEAM | GP | GS |
|-------------------|--------|----------|----------|
| 2017 | Eagles | 3 | 0 |
| 2018 | Eagles | 2 | 2 |
| 2019 | Eagles | 1 | 1 |
| 2021 | Eagles | 0 | 0 |
| 2022 | Eagles | 3 | 3 |
| NFL TOTALS | | 9 | 6 |

2023 GAME-BY-GAME REGULAR-SEASON STATISTICS (STEELERS)

| DATE | OPPONENT | P/S | W/L | SCORE |
|--------------------|-------------|--------------|-------------|-------|
| 09/10 | 49ers | S | L | 7-30 |
| 09/18 | Browns | S | W | 26-22 |
| 09/24 | at Raiders | S | W | 23-18 |
| 10/01 | at Texans | S | L | 6-30 |
| 10/08 | Ravens | S | W | 17-10 |
| 10/22 | at Rams | S | W | 24-17 |
| 10/29 | Jaguars | S | L | 10-20 |
| 11/02 | Titans | S | W | 20-16 |
| 11/12 | Packers | S | W | 23-19 |
| 11/19 | at Browns | S | L | 10-13 |
| 11/26 | at Bengals | S | W | 16-10 |
| 12/03 | Cardinals | S | L | 10-24 |
| 12/07 | Patriots | S | L | 18-21 |
| 12/16 | at Colts | S | L | 13-30 |
| 12/23 | Bengals | S | W | 34-11 |
| 12/31 | at Seahawks | S | W | 30-23 |
| 01/06 | at Ravens | S | W | 17-10 |
| 2023 TOTALS | | 17-17 | 10-7 | |



34

HEIGHT: 5-11

WEIGHT: 189

BORN: August 7, 1996

COLLEGE: Georgia State

BIRTHPLACE: Winder, GA

HOW ACQUIRED: FA '23

NFL EXPERIENCE: 6th year

CORNERBACK

CHANDON SULLIVAN

(2023-24)

PRO CAREER

- ✦ Has played in 71 games (31 starts) over his five-year NFL career (Philadelphia 2018; Green Bay 2019-21 and Minnesota 2022)
- ✦ Has registered 164 tackles (132 solo), 23 passes defended, four tackles for loss, two quarterback hits, five interceptions, one of which returned for a TD, 23 passes defended, one forced fumble and one fumble recovery
- ✦ Has played in six postseason games (four starts) over his five-year NFL career (Philadelphia 2018; Green Bay 2019-21 and Minnesota 2022)
- ✦ Made NFL debut in Week 8 of 2018 (at Jacksonville)
- ✦ Made NFL starting debut in Week 11 of 2018 (vs. N.Y. Giants)

2022 (VIKINGS)

- ✦ Made his Viking debut in Week 1 against Green Bay and recorded four total tackles (two solo)
- ✦ Recorded his first start with the Vikings in Week 2 against the Eagles
- ✦ Recorded four tackles, including one tackle for loss and one pass defended in Week 6 against the Dolphins
- ✦ Recorded a career-high nine total tackles and two passes defended, marking the second time in his career he has recorded at least two PD's in a single game
- ✦ In Week 15 against the Colts, recorded six total tackles (five solo) and one fumble recovery

2021 (PACKERS)

- ✦ Played in all 17 regular-season games (10 starts)
- ✦ Posted 30 tackles (24 solo), a career-high three interceptions, four passes defended and two tackles for loss
- ✦ Registered his three interceptions against Washington, Chicago and Cleveland

2020 (PACKERS)

- ✦ Played in all 16 regular-season games (10 starts) and set a single-season career high with 40 tackles (31 solo)
- ✦ Recorded six passes defended, one special teams tackle and one interception, which he returned seven yards for his first career score
- ✦ Recorded one fair catch on a punt return
- ✦ Started both postseason games and posted 12 tackles (nine solo) and one tackle on special teams

2019 (PACKERS)

- ✦ Played in all 16 regular-season games, seeing time on defense and special teams
- ✦ Registered 26 tackles (17 solo), an interception, a forced fumble, a quarterback hit and eight passes defended
- ✦ Returned three kickoffs for 48 yards (16.0 avg.) and posted two tackles on special teams
- ✦ Played in both playoff games with one start

2018 (EAGLES)

- ✦ Spent the first seven weeks of the season on the practice squad before being elevated to the active roster on Oct. 26
- ✦ Appeared in five games (one start)
- ✦ Registered 12 tackles (eight solo) and a pass defended
- ✦ Was on the practice squad for the regular-season finale and both playoff contests

TRANSACTIONS

- ✦ Signed a one-year contract with Pittsburgh on May 2, 2022
- ✦ Re-signed by Green Bay as a restricted free agent on Apr. 23, 2021
- ✦ Re-signed by the Packers as an exclusive-rights free agent on Apr. 27, 2020
- ✦ Signed by Green Bay Packers as free agent on May 6, 2019
- ✦ Waived by Philadelphia May 2, 2019
- ✦ Re-signed by Eagles as reserve/future free agent on Jan. 14, 2019
- ✦ Signed to the Philadelphia practice squad on Dec. 25, 2018
- ✦ Promoted from the Eagles practice squad to the active roster on Oct. 26, 2018
- ✦ Signed to the Philadelphia practice squad on Sept. 2, 2018
- ✦ Waived by the Eagles on Sept. 2, 2018
- ✦ Signed by Philadelphia as an undrafted free agent on May 11, 2018

COLLEGE

- ✦ Played in every game for Georgia State from 2014-17, a school-record 49 games (44 starts)
- ✦ Registered 182 tackles (144 solo), seven interceptions, 25 passes defended, seven tackles for a loss, 2.0 sacks, two fumble recoveries, two defensive touchdowns, a forced fumble and a blocked kick
- ✦ Ranks first in school history in interceptions and passes defended and fifth in career tackles
- ✦ Added eight kickoff returns for 164 yards (20.5 avg.) and a punt return for 28 yards

PERSONAL

- ✦ Spoke to the Boys & Girls Club of Winder-Barrow County in May 2021 as part of a fundraiser that raised \$30,000
- ✦ Participated in the Packers Celebrity Bowling Event in 2019 to help raise money for the Wisconsin Court Appointed Special Advocates (CASA) Association
- ✦ Full name is Chandon Lamar Sullivan
- ✦ First name is pronounced CHAN-din
- ✦ Nickname is "Sully"
- ✦ Hopes to pursue a career in broadcasting after his football career is finished

REGULAR SEASON COMPARISON: DEFENSIVE - BUFFALO BILLS

| DATE | OPP | W/L | GP/GS | TACKLES | | | | | | | YDS. | INT | TFL | PD | QBH | TD | MISC | | |
|---------------|-----------|-----|-------|---------|------|------|------|------|-----|-----|------|-----|-----|----|-----|----|------|-----|----|
| | | | | TOT | SOLO | ASST | SACK | YDS. | INT | TFL | | | | | | | PD | QBH | TD |
| 11/13/22 | MIN @ BUF | W | S | 9 | 6 | 3 | 0.0 | 0.0 | 0 | 0 | 2 | 0 | 0 | 0 | 0 | 0 | 0 | 0 | |
| TOTALS | | 1/0 | 1/1 | 9 | 6 | 3 | 0.0 | 0.0 | 0 | 0 | 2 | 0 | 0 | 0 | 0 | 0 | 0 | 0 | |

CHANDON SULLIVAN'S NFL REGULAR SEASON DEFENSIVE STATISTICS

| DATE | TEAM | GP | GS | TACKLES | | | | | | | INTERCEPTIONS | | | | | O. FUMB | | | ST | | | MISC | | | | |
|-------------------|----------|----|----|---------|-----|----|-----|-----|-----|-----|---------------|----|-----|----|----|---------|----|----|----|-----|----|------|---|----|----|---|
| | | | | TK | S | A | TFL | YDS | SK | YDS | QBH | NO | YDS | LG | TD | PD | FF | FR | TD | YDS | TK | S | A | FF | FR | S |
| 2018 | Eagles | 5 | 1 | 7 | 7 | 0 | 0 | 0.0 | 0.0 | 0 | 0 | 0 | 0 | 0 | 0 | 0 | 0 | 0 | 0 | 0 | 0 | 0 | 0 | 0 | 0 | 0 |
| 2019 | Packers | 16 | 0 | 28 | 26 | 2 | 0 | 0.0 | 0.0 | 1 | 1 | 7 | 7 | 0 | 6 | 1 | 0 | 0 | 0 | 2 | 1 | 1 | 0 | 0 | 0 | 0 |
| 2020 | Packers | 16 | 10 | 40 | 31 | 9 | 0 | 0.0 | 0.0 | 0 | 1 | 7 | 7 | 1 | 6 | 0 | 0 | 0 | 0 | 1 | 1 | 0 | 0 | 0 | 0 | 0 |
| 2021 | Packers | 17 | 10 | 30 | 24 | 6 | 2 | 5.0 | 0.0 | 0 | 3 | 14 | 13 | 0 | 4 | 0 | 0 | 0 | 0 | 1 | 1 | 0 | 0 | 0 | 0 | 0 |
| 2022 | Vikings | 17 | 10 | 59 | 44 | 15 | 2 | 1.0 | 0.0 | 1 | 0 | 0 | 0 | 7 | 0 | 1 | 0 | 0 | 1 | 1 | 0 | 0 | 0 | 0 | 0 | 0 |
| 2023 | Steelers | 17 | 2 | 20 | 12 | 8 | 1 | 1.0 | 0.0 | 0 | 1 | 0 | 0 | 6 | 1 | 0 | 0 | 0 | 2 | 2 | 0 | 0 | 0 | 0 | 0 | 0 |
| NFL TOTALS | | 88 | 33 | 184 | 144 | 40 | 5 | 7.0 | 0.0 | 0.0 | 2 | 6 | 28 | 13 | 1 | 29 | 2 | 1 | 0 | 0 | 7 | 6 | 1 | 0 | 0 | 0 |

CHANDON SULLIVAN'S NFL POSTSEASON DEFENSIVE STATISTICS

| DATE | TEAM | GP | GS | TACKLES | | | | | | | INTERCEPTIONS | | | | | O. FUMB | | | ST | | | MISC | | | | |
|-------------------|---------|----|----|---------|----|---|-----|-----|-----|-----|---------------|----|-----|----|----|---------|----|----|----|-----|----|------|---|----|----|---|
| | | | | TK | S | A | TFL | YDS | SK | YDS | QBH | NO | YDS | LG | TD | PD | FF | FR | TD | YDS | TK | S | A | FF | FR | S |
| 2018 | Eagles | 0 | 0 | 0 | 0 | 0 | 0 | 0.0 | 0.0 | 0 | 0 | 0 | 0 | 0 | 0 | 0 | 0 | 0 | 0 | 0 | 0 | 0 | 0 | 0 | 0 | 0 |
| 2019 | Packers | 2 | 1 | 1 | 1 | 0 | 0 | 0.0 | 0.0 | 0 | 0 | 0 | 0 | 0 | 0 | 0 | 0 | 0 | 0 | 0 | 0 | 0 | 0 | 0 | 0 | 0 |
| 2020 | Packers | 2 | 2 | 12 | 9 | 3 | 0 | 0.0 | 0.0 | 0 | 0 | 0 | 0 | 0 | 0 | 0 | 0 | 0 | 0 | 1 | 1 | 0 | 0 | 0 | 0 | 0 |
| 2021 | Packers | 1 | 0 | 3 | 3 | 0 | 1 | 1.0 | 0.0 | 0 | 0 | 0 | 0 | 0 | 0 | 0 | 0 | 0 | 0 | 0 | 0 | 0 | 0 | 0 | 0 | 0 |
| 2022 | Vikings | 1 | 1 | 4 | 2 | 2 | 0 | 0.0 | 0.0 | 0 | 0 | 0 | 0 | 1 | 0 | 0 | 0 | 0 | 0 | 0 | 0 | 0 | 0 | 0 | 0 | 0 |
| NFL TOTALS | | 6 | 4 | 20 | 15 | 5 | 1 | 1.0 | 0.0 | 0 | 0 | 0 | 0 | 1 | 0 | 0 | 0 | 0 | 1 | 1 | 0 | 0 | 0 | 0 | 0 | 0 |

SINGLE-GAME HIGHS: DEFENSIVE

| | | | |
|------------------------|---|----------------------------------|---|
| Total Tackles | 9 at Buffalo Bills, Nov 13, 2022 6 vs. Indianapolis Colts, Dec 17, 2022 ...3 more at 6. | Tackles For Loss | 1 vs. Minnesota Vikings, Jan 02, 2022 1 at Kansas City Chiefs, Nov 07, 2021 1 at Cleveland Browns, Nov 19, 2023 |
| Solo Tackles | 6 at Buffalo Bills, Nov 13, 2022 6 vs. Jacksonville Jaguars, Nov 15, 2020 | Interceptions | 1 vs. Cleveland Browns, Dec 25, 2021 ...4 more at 1. |
| Passes Defensed | 2 at Cleveland Browns, Nov 19, 2023 2 at Buffalo Bills, Nov 13, 2022 ...2 more at 2. | Interception Return Yards | 13 vs. Cleveland Browns, Dec 25, 2021 7 vs. Detroit Lions, Sep 20, 2020 ...1 more at 7. |
| Forced Fumbles | 1 vs. Baltimore Ravens, Oct 08, 2023 1 vs. Chicago Bears, Dec 15, 2019 | Special Teams Tackles | 1 vs. Tennessee Titans, Nov 02, 2023 1 vs. New York Giants, Dec 24, 2022 ...4 more at 1. |

SINGLE-GAME HIGHS - POSTSEASON: DEFENSIVE

| | | | |
|----------------------|---|------------------------------|--|
| Total Tackles | 8 vs. Los Angeles Rams, Jan 16, 2021 4 vs. Tampa Bay Buccaneers, Jan 24, 2021 3 vs. San Francisco 49ers, Jan 22, 2022 1 vs. Seattle Seahawks, Jan 12, 2020 | Tackles For Loss | 1 vs. San Francisco 49ers, Jan 22, 2022 |
| Solo Tackles | 6 vs. Los Angeles Rams, Jan 16, 2021 3 vs. San Francisco 49ers, Jan 22, 2022 3 vs. Tampa Bay Buccaneers, Jan 24, 2021 1 vs. Seattle Seahawks, Jan 12, 2020 | Special Teams Tackles | 1 vs. Tampa Bay Buccaneers, Jan 24, 2021 |

2023 GAME-BY-GAME REGULAR-SEASON STATISTICS (STEELERS)

| DATE | OPPONENT | P/S | TACKLES | | | | | INTERCEPTIONS | | | | O. FUMB | | | | ST | | | | MISC | | W/L | SCORE | | | |
|-------------|-------------|------|---------|----|---|-----|-----|---------------|-----|-----|----|---------|----|----|----|----|----|----|-----|------|---|-----|-------|---|------|-------|
| | | | TK | S | A | SK | YDS | TFL | YDS | QBH | NO | YDS | LG | TD | PD | FF | FR | TD | YDS | TK | S | | | A | FF | FR |
| 09/10 | 49ers | P | 0 | 0 | 0 | 0.0 | 0.0 | 0 | 0 | 0 | 0 | 0 | 0 | 0 | 0 | 0 | 0 | 0 | 0 | 0 | 0 | 0 | 0 | 0 | L | 7-30 |
| 09/18 | Browns | P | 4 | 2 | 2 | 0.0 | 0.0 | 0 | 0 | 0 | 0 | 0 | 0 | 1 | 0 | 0 | 0 | 0 | 0 | 0 | 0 | 0 | 0 | 0 | W | 26-22 |
| 09/24 | at Raiders | P | 0 | 0 | 0 | 0.0 | 0.0 | 0 | 0 | 0 | 0 | 0 | 0 | 0 | 0 | 0 | 0 | 0 | 0 | 0 | 0 | 0 | 0 | 0 | W | 23-18 |
| 10/01 | at Texans | P | 2 | 0 | 2 | 0.0 | 0.0 | 0 | 0 | 0 | 0 | 0 | 0 | 0 | 0 | 0 | 0 | 0 | 0 | 0 | 0 | 0 | 0 | 0 | L | 6-30 |
| 10/08 | Ravens | P | 2 | 2 | 0 | 0.0 | 0.0 | 0 | 0 | 0 | 0 | 0 | 0 | 1 | 0 | 0 | 0 | 0 | 0 | 0 | 0 | 0 | 0 | 0 | W | 17-10 |
| 10/22 | at Rams | S | 1 | 1 | 0 | 0.0 | 0.0 | 0 | 0 | 0 | 0 | 0 | 0 | 0 | 0 | 0 | 0 | 0 | 0 | 0 | 0 | 0 | 0 | 0 | W | 24-17 |
| 10/29 | Jaguars | P | 2 | 0 | 2 | 0.0 | 0.0 | 0 | 0 | 0 | 0 | 0 | 0 | 0 | 0 | 0 | 0 | 0 | 0 | 0 | 0 | 0 | 0 | 0 | L | 10-20 |
| 11/02 | Titans | P | 0 | 0 | 0 | 0.0 | 0.0 | 0 | 0 | 0 | 0 | 0 | 0 | 0 | 0 | 0 | 0 | 1 | 1 | 0 | 0 | 0 | 0 | 0 | W | 20-16 |
| 11/12 | Packers | P | 0 | 0 | 0 | 0.0 | 0.0 | 0 | 0 | 0 | 0 | 0 | 1 | 0 | 0 | 0 | 0 | 1 | 1 | 0 | 0 | 0 | 0 | 0 | W | 23-19 |
| 11/19 | at Browns | P | 2 | 1 | 1 | 0.0 | 0.0 | 0 | 0 | 1 | 0 | 0 | 0 | 2 | 0 | 0 | 0 | 0 | 0 | 0 | 0 | 0 | 0 | 0 | L | 10-13 |
| 11/26 | at Bengals | P | 1 | 1 | 0 | 0.0 | 0.0 | 0 | 0 | 0 | 0 | 0 | 0 | 0 | 0 | 0 | 0 | 0 | 0 | 0 | 0 | 0 | 0 | 0 | W | 16-10 |
| 12/03 | Cardinals | P | 0 | 0 | 0 | 0.0 | 0.0 | 0 | 0 | 0 | 0 | 0 | 0 | 0 | 0 | 0 | 0 | 0 | 0 | 0 | 0 | 0 | 0 | 0 | L | 10-24 |
| 12/07 | Patriots | P | 0 | 0 | 0 | 0.0 | 0.0 | 0 | 0 | 0 | 0 | 0 | 0 | 0 | 0 | 0 | 0 | 0 | 0 | 0 | 0 | 0 | 0 | 0 | L | 18-21 |
| 12/16 | at Colts | P | 0 | 0 | 0 | 0.0 | 0.0 | 0 | 0 | 0 | 0 | 0 | 0 | 0 | 0 | 0 | 0 | 0 | 0 | 0 | 0 | 0 | 0 | 0 | L | 13-30 |
| 12/23 | Bengals | P | 3 | 3 | 0 | 0.0 | 0.0 | 1 | 1 | 0 | 0 | 0 | 0 | 1 | 0 | 0 | 0 | 0 | 0 | 0 | 0 | 0 | 0 | 0 | W | 34-11 |
| 12/31 | at Seahawks | P | 2 | 1 | 1 | 0.0 | 0.0 | 0 | 0 | 0 | 0 | 0 | 0 | 1 | 0 | 0 | 0 | 0 | 0 | 0 | 0 | 0 | 0 | 0 | W | 30-23 |
| 01/06 | at Ravens | S | 1 | 1 | 0 | 0.0 | 0.0 | 0 | 0 | 0 | 0 | 0 | 0 | 0 | 0 | 0 | 0 | 0 | 0 | 0 | 0 | 0 | 0 | 0 | W | 17-10 |
| 2023 TOTALS | | 17-2 | 20 | 12 | 8 | 0.0 | 0.0 | 1 | 1 | 0 | 1 | 0 | 0 | 6 | 1 | 0 | 0 | 0 | 2 | 2 | 0 | 0 | 0 | 0 | 10-7 | |

2022 GAME-BY-GAME REGULAR-SEASON STATISTICS (VIKINGS)

| DATE | OPPONENT | P/S | TACKLES | | | | | INTERCEPTIONS | | | | O. FUMB | | | | ST | | | | MISC | | W/L | SCORE | | | |
|-------------|---------------|-------|---------|----|----|-----|-----|---------------|-----|-----|----|---------|----|----|----|----|----|----|-----|------|---|-----|-------|---|------|--------|
| | | | TK | S | A | SK | YDS | TFL | YDS | QBH | NO | YDS | LG | TD | PD | FF | FR | TD | YDS | TK | S | | | A | FF | FR |
| 09/11 | Packers | P | 4 | 2 | 2 | 0.0 | 0.0 | 0 | 0 | 0 | 0 | 0 | 0 | 0 | 0 | 0 | 0 | 0 | 0 | 0 | 0 | 0 | 0 | 0 | W | 23-7 |
| 09/19 | at Eagles | S | 4 | 3 | 1 | 0.0 | 0.0 | 0 | 0 | 0 | 0 | 0 | 0 | 0 | 0 | 0 | 0 | 0 | 0 | 0 | 0 | 0 | 0 | 0 | L | 7-24 |
| 09/25 | Lions | S | 2 | 2 | 0 | 0.0 | 0.0 | 0 | 0 | 0 | 0 | 0 | 0 | 0 | 0 | 0 | 0 | 0 | 0 | 0 | 0 | 0 | 0 | 0 | W | 28-24 |
| 10/02 | at Saints | P | 5 | 3 | 2 | 0.0 | 0.0 | 0 | 0 | 0 | 0 | 0 | 0 | 0 | 0 | 0 | 0 | 0 | 0 | 0 | 0 | 0 | 0 | 0 | W | 28-25 |
| 10/09 | Bears | S | 2 | 2 | 0 | 0.0 | 0.0 | 0 | 0 | 0 | 0 | 0 | 0 | 0 | 0 | 0 | 0 | 0 | 0 | 0 | 0 | 0 | 0 | 0 | W | 29-22 |
| 10/16 | at Dolphins | P | 4 | 2 | 2 | 0.0 | 0.0 | 1 | 1 | 0 | 0 | 0 | 0 | 1 | 0 | 0 | 0 | 0 | 0 | 0 | 0 | 0 | 0 | 0 | W | 24-16 |
| 10/30 | Cardinals | S | 3 | 2 | 1 | 0.0 | 0.0 | 0 | 0 | 0 | 0 | 0 | 0 | 1 | 0 | 0 | 0 | 0 | 0 | 0 | 0 | 0 | 0 | 0 | W | 34-26 |
| 11/06 | at Commanders | P | 1 | 1 | 0 | 0.0 | 0.0 | 0 | 0 | 0 | 0 | 0 | 0 | 0 | 0 | 0 | 0 | 0 | 0 | 0 | 0 | 0 | 0 | 0 | W | 20-17 |
| 11/13 | at Bills | S | 9 | 6 | 3 | 0.0 | 0.0 | 0 | 0 | 0 | 0 | 0 | 0 | 2 | 0 | 0 | 0 | 0 | 0 | 0 | 0 | 0 | 0 | 0 | W | 33-30+ |
| 11/20 | Cowboys | S | 2 | 2 | 0 | 0.0 | 0.0 | 0 | 0 | 0 | 0 | 0 | 0 | 0 | 0 | 0 | 0 | 0 | 0 | 0 | 0 | 0 | 0 | 0 | L | 3-40 |
| 11/24 | Patriots | S | 2 | 1 | 1 | 0.0 | 0.0 | 0 | 0 | 0 | 0 | 0 | 0 | 1 | 0 | 0 | 0 | 0 | 0 | 0 | 0 | 0 | 0 | 0 | W | 33-26 |
| 12/04 | Jets | S | 2 | 1 | 1 | 0.0 | 0.0 | 0 | 0 | 0 | 0 | 0 | 0 | 1 | 0 | 0 | 0 | 0 | 0 | 0 | 0 | 0 | 0 | 0 | W | 27-22 |
| 12/11 | at Lions | S | 5 | 5 | 0 | 0.0 | 0.0 | 1 | 0 | 0 | 0 | 0 | 0 | 0 | 0 | 0 | 0 | 0 | 0 | 0 | 0 | 0 | 0 | 0 | L | 23-34 |
| 12/17 | Colts | S | 6 | 5 | 1 | 0.0 | 0.0 | 0 | 0 | 0 | 0 | 0 | 0 | 0 | 1 | 0 | 0 | 0 | 0 | 0 | 0 | 0 | 0 | 0 | W | 39-36+ |
| 12/24 | Giants | P | 3 | 2 | 1 | 0.0 | 0.0 | 0 | 0 | 1 | 0 | 0 | 0 | 0 | 0 | 0 | 0 | 1 | 1 | 0 | 0 | 0 | 0 | 0 | W | 27-24 |
| 01/01 | at Packers | P | 2 | 2 | 0 | 0.0 | 0.0 | 0 | 0 | 0 | 0 | 0 | 0 | 0 | 0 | 0 | 0 | 0 | 0 | 0 | 0 | 0 | 0 | 0 | L | 17-41 |
| 01/08 | at Bears | P | 3 | 3 | 0 | 0.0 | 0.0 | 0 | 0 | 0 | 0 | 0 | 0 | 1 | 0 | 0 | 0 | 0 | 0 | 0 | 0 | 0 | 0 | 0 | W | 29-13 |
| 2022 TOTALS | | 17-10 | 59 | 44 | 15 | 0.0 | 0.0 | 2 | 1 | 1 | 0 | 0 | 0 | 0 | 7 | 0 | 1 | 0 | 0 | 1 | 1 | 0 | 0 | 0 | 13-4 | |

+ - Overtime

2021 GAME-BY-GAME REGULAR-SEASON STATISTICS (PACKERS)

| DATE | OPPONENT | P/S | TACKLES | | | | | INTERCEPTIONS | | | | O. FUMB | | | | ST | | | | MISC | | W/L | SCORE | | | |
|-------------|---------------|-------|---------|----|---|-----|-----|---------------|-----|-----|----|---------|----|----|----|----|----|----|-----|------|---|-----|-------|---|------|--------|
| | | | TK | S | A | SK | YDS | TFL | YDS | QBH | NO | YDS | LG | TD | PD | FF | FR | TD | YDS | TK | S | | | A | FF | FR |
| 09/12 | at Saints | P | 1 | 1 | 0 | 0.0 | 0.0 | 0 | 0 | 0 | 0 | 0 | 0 | 0 | 0 | 0 | 0 | 0 | 0 | 0 | 0 | 0 | 0 | 0 | L | 3-38 |
| 09/20 | Lions | P | 1 | 0 | 1 | 0.0 | 0.0 | 0 | 0 | 0 | 0 | 0 | 0 | 0 | 0 | 0 | 0 | 0 | 0 | 0 | 0 | 0 | 0 | 0 | W | 35-17 |
| 09/26 | at 49ers | P | 0 | 0 | 0 | 0.0 | 0.0 | 0 | 0 | 0 | 0 | 0 | 0 | 1 | 0 | 0 | 0 | 0 | 0 | 0 | 0 | 0 | 0 | 0 | W | 30-28 |
| 10/03 | Steelers | S | 3 | 2 | 1 | 0.0 | 0.0 | 0 | 0 | 0 | 0 | 0 | 0 | 0 | 0 | 0 | 0 | 0 | 0 | 0 | 0 | 0 | 0 | 0 | W | 27-17 |
| 10/10 | at Bengals | S | 2 | 2 | 0 | 0.0 | 0.0 | 0 | 0 | 0 | 0 | 0 | 0 | 0 | 0 | 0 | 0 | 1 | 1 | 0 | 0 | 0 | 0 | 0 | W | 25-22+ |
| 10/17 | at Bears | P | 0 | 0 | 0 | 0.0 | 0.0 | 0 | 0 | 0 | 0 | 0 | 0 | 0 | 0 | 0 | 0 | 0 | 0 | 0 | 0 | 0 | 0 | 0 | W | 24-14 |
| 10/24 | Football Team | S | 4 | 4 | 0 | 0.0 | 0.0 | 0 | 0 | 1 | 0 | 0 | 0 | 1 | 0 | 0 | 0 | 0 | 0 | 0 | 0 | 0 | 0 | 0 | W | 24-10 |
| 10/28 | at Cardinals | S | 1 | 0 | 1 | 0.0 | 0.0 | 0 | 0 | 0 | 0 | 0 | 0 | 0 | 0 | 0 | 0 | 0 | 0 | 0 | 0 | 0 | 0 | 0 | W | 24-21 |
| 11/07 | at Chiefs | S | 5 | 4 | 1 | 0.0 | 0.0 | 1 | 4 | 0 | 0 | 0 | 0 | 0 | 0 | 0 | 0 | 0 | 0 | 0 | 0 | 0 | 0 | 0 | L | 7-13 |
| 11/14 | Seahawks | S | 2 | 2 | 0 | 0.0 | 0.0 | 0 | 0 | 0 | 0 | 0 | 0 | 0 | 0 | 0 | 0 | 0 | 0 | 0 | 0 | 0 | 0 | 0 | W | 17-0 |
| 11/21 | at Vikings | P | 1 | 1 | 0 | 0.0 | 0.0 | 0 | 0 | 0 | 0 | 0 | 0 | 0 | 0 | 0 | 0 | 0 | 0 | 0 | 0 | 0 | 0 | 0 | L | 31-34 |
| 11/28 | Rams | S | 0 | 0 | 0 | 0.0 | 0.0 | 0 | 0 | 0 | 0 | 0 | 0 | 0 | 0 | 0 | 0 | 0 | 0 | 0 | 0 | 0 | 0 | 0 | W | 36-28 |
| 12/12 | Bears | S | 2 | 1 | 1 | 0.0 | 0.0 | 0 | 0 | 1 | 1 | 1 | 1 | 1 | 0 | 0 | 0 | 0 | 0 | 0 | 0 | 0 | 0 | 0 | W | 45-30 |
| 12/19 | at Ravens | P | 2 | 2 | 0 | 0.0 | 0.0 | 0 | 0 | 0 | 0 | 0 | 0 | 0 | 0 | 0 | 0 | 0 | 0 | 0 | 0 | 0 | 0 | 0 | W | 31-30 |
| 12/25 | Browns | S | 1 | 0 | 1 | 0.0 | 0.0 | 0 | 0 | 0 | 1 | 13 | 13 | 1 | 0 | 0 | 0 | 0 | 0 | 0 | 0 | 0 | 0 | 0 | W | 24-22 |
| 01/02 | Vikings | P | 4 | 4 | 0 | 0.0 | 0.0 | 1 | 1 | 0 | 0 | 0 | 0 | 0 | 0 | 0 | 0 | 0 | 0 | 0 | 0 | 0 | 0 | 0 | W | 37-10 |
| 01/09 | at Lions | S | 1 | 1 | 0 | 0.0 | 0.0 | 0 | 0 | 0 | 0 | 0 | 0 | 0 | 0 | 0 | 0 | 0 | 0 | 0 | 0 | 0 | 0 | 0 | L | 30-37 |
| 2021 TOTALS | | 17-10 | 30 | 24 | 6 | 0.0 | 0.0 | 2 | 5 | 0 | 3 | 14 | 13 | 0 | 4 | 0 | 0 | 0 | 0 | 1 | 1 | 0 | 0 | 0 | 13-4 | |

+ - Overtime

2020 GAME-BY-GAME REGULAR-SEASON STATISTICS (PACKERS)

| DATE | OPPONENT | P/S | TACKLES | | | | | | | INTERCEPTIONS | | | | | O. FUMB | | | ST | | | MISC | | W/L | SCORE | | | |
|--------------------|---------------|-----|--------------|-----------|-----------|----------|------------|------------|----------|---------------|----------|----------|----------|----------|----------|----------|----------|----------|----------|----------|----------|----------|----------|----------|----------|-------------|-------|
| | | | TK | S | A | SK | YDS | TFL | YDS | QBH | NO | YDS | LG | TD | PD | FF | FR | TD | YDS | TK | S | A | | | FF | FR | S |
| 09/13 | at Vikings | P | 2 | 1 | 1 | 0.0 | 0.0 | 0 | 0 | 0 | 0 | 0 | 0 | 0 | 0 | 0 | 0 | 0 | 0 | 0 | 0 | 0 | 0 | 0 | 0 | W | 43-34 |
| 09/20 | Lions | S | 1 | 1 | 0 | 0.0 | 0.0 | 0 | 0 | 0 | 1 | 7 | 7 | 1 | 2 | 0 | 0 | 0 | 0 | 0 | 0 | 0 | 0 | 0 | 0 | W | 42-21 |
| 09/27 | at Saints | P | 2 | 2 | 0 | 0.0 | 0.0 | 0 | 0 | 0 | 0 | 0 | 0 | 0 | 0 | 0 | 0 | 0 | 0 | 0 | 0 | 0 | 0 | 0 | W | 37-30 | |
| 10/05 | Falcons | P | 1 | 0 | 1 | 0.0 | 0.0 | 0 | 0 | 0 | 0 | 0 | 0 | 0 | 0 | 0 | 0 | 0 | 0 | 0 | 0 | 0 | 0 | 0 | W | 30-16 | |
| 10/18 | at Buccaneers | S | 3 | 2 | 1 | 0.0 | 0.0 | 0 | 0 | 0 | 0 | 0 | 0 | 0 | 0 | 0 | 0 | 0 | 0 | 0 | 0 | 0 | 0 | 0 | L | 10-38 | |
| 10/25 | at Texans | S | 3 | 3 | 0 | 0.0 | 0.0 | 0 | 0 | 0 | 0 | 0 | 0 | 1 | 0 | 0 | 0 | 0 | 0 | 0 | 0 | 0 | 0 | 0 | W | 35-20 | |
| 11/01 | Vikings | P | 1 | 1 | 0 | 0.0 | 0.0 | 0 | 0 | 0 | 0 | 0 | 0 | 0 | 0 | 0 | 0 | 0 | 0 | 0 | 0 | 0 | 0 | 0 | L | 22-28 | |
| 11/05 | at 49ers | S | 1 | 0 | 1 | 0.0 | 0.0 | 0 | 0 | 0 | 0 | 0 | 0 | 0 | 0 | 0 | 0 | 0 | 0 | 0 | 0 | 0 | 0 | 0 | W | 34-17 | |
| 11/15 | Jaguars | S | 6 | 6 | 0 | 0.0 | 0.0 | 0 | 0 | 0 | 0 | 0 | 0 | 0 | 0 | 0 | 0 | 0 | 0 | 0 | 0 | 0 | 0 | 0 | W | 24-20 | |
| 11/22 | at Colts | S | 5 | 4 | 1 | 0.0 | 0.0 | 0 | 0 | 0 | 0 | 0 | 0 | 1 | 0 | 0 | 0 | 0 | 0 | 0 | 0 | 0 | 0 | 0 | L | 31-34 | |
| 11/29 | Bears | S | 1 | 1 | 0 | 0.0 | 0.0 | 0 | 0 | 0 | 0 | 0 | 0 | 0 | 0 | 0 | 0 | 0 | 0 | 0 | 0 | 0 | 0 | 0 | W | 41-25 | |
| 12/06 | Eagles | S | 0 | 0 | 0 | 0.0 | 0.0 | 0 | 0 | 0 | 0 | 0 | 0 | 0 | 0 | 0 | 0 | 0 | 0 | 0 | 0 | 0 | 0 | 0 | W | 30-16 | |
| 12/13 | at Lions | P | 1 | 1 | 0 | 0.0 | 0.0 | 0 | 0 | 0 | 0 | 0 | 0 | 0 | 0 | 0 | 0 | 0 | 0 | 0 | 0 | 0 | 0 | 0 | W | 31-24 | |
| 12/19 | Panthers | S | 3 | 3 | 0 | 0.0 | 0.0 | 0 | 0 | 0 | 0 | 0 | 0 | 1 | 0 | 0 | 0 | 1 | 1 | 0 | 0 | 0 | 0 | 0 | W | 24-16 | |
| 12/27 | Titans | P | 4 | 3 | 1 | 0.0 | 0.0 | 0 | 0 | 0 | 0 | 0 | 0 | 0 | 0 | 0 | 0 | 0 | 0 | 0 | 0 | 0 | 0 | 0 | W | 40-14 | |
| 01/03 | at Bears | S | 6 | 3 | 3 | 0.0 | 0.0 | 0 | 0 | 0 | 0 | 0 | 0 | 1 | 0 | 0 | 0 | 0 | 0 | 0 | 0 | 0 | 0 | 0 | W | 35-16 | |
| 2020 TOTALS | | | 16-10 | 40 | 31 | 9 | 0.0 | 0.0 | 0 | 0 | 0 | 1 | 7 | 7 | 1 | 6 | 0 | 0 | 0 | 0 | 1 | 1 | 0 | 0 | 0 | 13-3 | |

+ Overtime

2019 GAME-BY-GAME REGULAR-SEASON STATISTICS (PACKERS)

| DATE | OPPONENT | P/S | TACKLES | | | | | | | INTERCEPTIONS | | | | | O. FUMB | | | ST | | | MISC | | W/L | SCORE | | |
|--------------------|-------------|-----|-------------|-----------|-----------|----------|------------|------------|----------|---------------|----------|----------|----------|----------|----------|----------|----------|----------|----------|----------|----------|----------|----------|----------|----------|-------------|
| | | | TK | S | A | SK | YDS | TFL | YDS | QBH | NO | YDS | LG | TD | PD | FF | FR | TD | YDS | TK | S | A | | | FF | FR |
| 09/05 | at Bears | P | 0 | 0 | 0 | 0.0 | 0.0 | 0 | 0 | 0 | 0 | 0 | 0 | 0 | 0 | 0 | 0 | 0 | 0 | 0 | 0 | 0 | 0 | 0 | W | 10-3 |
| 09/15 | Vikings | P | 0 | 0 | 0 | 0.0 | 0.0 | 0 | 0 | 0 | 0 | 0 | 0 | 0 | 0 | 0 | 0 | 0 | 0 | 0 | 0 | 0 | 0 | 0 | W | 21-16 |
| 09/22 | Broncos | P | 0 | 0 | 0 | 0.0 | 0.0 | 0 | 0 | 0 | 0 | 0 | 0 | 0 | 0 | 0 | 0 | 0 | 0 | 0 | 0 | 0 | 0 | 0 | W | 27-16 |
| 09/26 | Eagles | P | 0 | 0 | 0 | 0.0 | 0.0 | 0 | 0 | 0 | 0 | 0 | 0 | 0 | 0 | 0 | 0 | 0 | 0 | 0 | 0 | 0 | 0 | 0 | L | 27-34 |
| 10/06 | at Cowboys | P | 2 | 2 | 0 | 0.0 | 0.0 | 0 | 0 | 0 | 1 | 7 | 7 | 0 | 1 | 0 | 0 | 0 | 0 | 0 | 0 | 0 | 0 | 0 | W | 34-24 |
| 10/14 | Lions | P | 4 | 4 | 0 | 0.0 | 0.0 | 0 | 0 | 0 | 0 | 0 | 0 | 0 | 0 | 0 | 0 | 0 | 0 | 0 | 0 | 0 | 0 | 0 | W | 23-22 |
| 10/20 | Raiders | P | 2 | 2 | 0 | 0.0 | 0.0 | 0 | 0 | 0 | 0 | 0 | 0 | 0 | 0 | 0 | 0 | 0 | 0 | 0 | 0 | 0 | 0 | 0 | W | 42-24 |
| 10/27 | at Chiefs | P | 0 | 0 | 0 | 0.0 | 0.0 | 0 | 0 | 0 | 0 | 0 | 0 | 1 | 0 | 0 | 0 | 0 | 0 | 0 | 0 | 0 | 0 | 0 | W | 31-24 |
| 11/03 | at Chargers | P | 3 | 2 | 1 | 0.0 | 0.0 | 0 | 0 | 0 | 0 | 0 | 0 | 0 | 0 | 0 | 0 | 0 | 0 | 0 | 0 | 0 | 0 | 0 | L | 11-26 |
| 11/10 | Panthers | P | 0 | 0 | 0 | 0.0 | 0.0 | 0 | 0 | 0 | 0 | 0 | 0 | 0 | 0 | 0 | 0 | 0 | 1 | 0 | 1 | 0 | 0 | 0 | W | 24-16 |
| 11/24 | at 49ers | P | 3 | 3 | 0 | 0.0 | 0.0 | 0 | 0 | 0 | 0 | 0 | 0 | 0 | 0 | 0 | 0 | 0 | 0 | 0 | 0 | 0 | 0 | 0 | L | 8-37 |
| 12/01 | at Giants | P | 2 | 2 | 0 | 0.0 | 0.0 | 0 | 0 | 0 | 0 | 0 | 0 | 1 | 0 | 0 | 0 | 1 | 1 | 0 | 0 | 0 | 0 | 0 | W | 31-13 |
| 12/08 | Redskins | P | 4 | 4 | 0 | 0.0 | 0.0 | 0 | 0 | 0 | 0 | 0 | 0 | 1 | 0 | 0 | 0 | 0 | 0 | 0 | 0 | 0 | 0 | 0 | W | 20-15 |
| 12/15 | Bears | P | 6 | 5 | 1 | 0.0 | 0.0 | 0 | 0 | 1 | 0 | 0 | 0 | 0 | 1 | 1 | 0 | 0 | 0 | 0 | 0 | 0 | 0 | 0 | W | 21-13 |
| 12/23 | at Vikings | P | 0 | 0 | 0 | 0.0 | 0.0 | 0 | 0 | 0 | 0 | 0 | 0 | 1 | 0 | 0 | 0 | 0 | 0 | 0 | 0 | 0 | 0 | 0 | W | 23-10 |
| 12/29 | at Lions | P | 2 | 2 | 0 | 0.0 | 0.0 | 0 | 0 | 0 | 0 | 0 | 0 | 0 | 0 | 0 | 0 | 0 | 0 | 0 | 0 | 0 | 0 | 0 | W | 23-20 |
| 2019 TOTALS | | | 16-0 | 28 | 26 | 2 | 0.0 | 0.0 | 0 | 0 | 1 | 1 | 7 | 7 | 0 | 6 | 1 | 0 | 0 | 0 | 2 | 1 | 1 | 0 | 0 | 13-3 |

+ Overtime

2018 GAME-BY-GAME REGULAR-SEASON STATISTICS (EAGLES)

| DATE | OPPONENT | P/S | TACKLES | | | | | | | INTERCEPTIONS | | | | | O. FUMB | | | ST | | | MISC | | W/L | SCORE | | | |
|--------------------|---------------|-----|------------|----------|----------|----------|------------|------------|----------|---------------|----------|----------|----------|----------|----------|----------|----------|----------|----------|----------|----------|----------|----------|----------|----------|------------|-------|
| | | | TK | S | A | SK | YDS | TFL | YDS | QBH | NO | YDS | LG | TD | PD | FF | FR | TD | YDS | TK | S | A | | | FF | FR | S |
| 09/06 | Falcons | | | | | | | | | | | | | | | | | | | | | | | | | W | 18-12 |
| 09/16 | at Buccaneers | | | | | | | | | | | | | | | | | | | | | | | | | L | 21-27 |
| 09/23 | Colts | | | | | | | | | | | | | | | | | | | | | | | | | W | 20-16 |
| 09/30 | at Titans | | | | | | | | | | | | | | | | | | | | | | | | | L | 23-26 |
| 10/07 | Vikings | | | | | | | | | | | | | | | | | | | | | | | | | L | 21-23 |
| 10/11 | at Giants | | | | | | | | | | | | | | | | | | | | | | | | | W | 34-13 |
| 10/21 | Panthers | | | | | | | | | | | | | | | | | | | | | | | | | L | 17-21 |
| 10/28 | at Jaguars | P | 0 | 0 | 0 | 0.0 | 0.0 | 0 | 0 | 0 | 0 | 0 | 0 | 0 | 0 | 0 | 0 | 0 | 0 | 0 | 0 | 0 | 0 | 0 | 0 | W | 24-18 |
| 11/11 | Cowboys | P | 0 | 0 | 0 | 0.0 | 0.0 | 0 | 0 | 0 | 0 | 0 | 0 | 0 | 0 | 0 | 0 | 0 | 0 | 0 | 0 | 0 | 0 | 0 | 0 | L | 20-27 |
| 11/18 | at Saints | P | 4 | 4 | 0 | 0.0 | 0.0 | 0 | 0 | 0 | 0 | 0 | 0 | 0 | 0 | 0 | 0 | 0 | 0 | 0 | 0 | 0 | 0 | 0 | 0 | L | 7-48 |
| 11/25 | Giants | S | 3 | 3 | 0 | 0.0 | 0.0 | 0 | 0 | 0 | 0 | 0 | 0 | 0 | 0 | 0 | 0 | 0 | 0 | 0 | 0 | 0 | 0 | 0 | 0 | W | 25-22 |
| 12/03 | Redskins | | | | | | | | | | | | | | | | | | | | | | | | | W | 28-13 |
| 12/09 | at Cowboys | | | | | | | | | | | | | | | | | | | | | | | | | L | 23-29 |
| 12/16 | at Rams | P | 0 | 0 | 0 | 0.0 | 0.0 | 0 | 0 | 0 | 0 | 0 | 0 | 0 | 0 | 0 | 0 | 0 | 0 | 0 | 0 | 0 | 0 | 0 | 0 | W | 30-23 |
| 12/23 | Texans | | | | | | | | | | | | | | | | | | | | | | | | | W | 23-30 |
| 12/30 | at Redskins | | | | | | | | | | | | | | | | | | | | | | | | | W | 24-0 |
| 2018 TOTALS | | | 5-1 | 7 | 7 | 0 | 0.0 | 0.0 | 0 | 0 | 0 | 0 | 0 | 0 | 0 | 0 | 0 | 0 | 0 | 0 | 0 | 0 | 0 | 0 | 0 | 9-7 | |

+ Overtime

2022 GAME-BY-GAME POSTSEASON STATISTICS (VIKINGS)

| DATE | OPPONENT | P/S | TACKLES | | | | | | | INTERCEPTIONS | | | | | O. FUMB | | | ST | | | MISC | | W/L | SCORE | | | |
|--------------------|----------|-----|------------|----------|----------|----------|------------|------------|----------|---------------|----------|----------|----------|----------|----------|----------|----------|----------|----------|----------|----------|----------|----------|----------|----------|------------|-------|
| | | | TK | S | A | SK | YDS | TFL | YDS | QBH | NO | YDS | LG | TD | PD | FF | FR | TD | YDS | TK | S | A | | | FF | FR | S |
| 01/15 | Steelers | S | 4 | 2 | 2 | 0.0 | 0.0 | 0 | 0 | 0 | 0 | 0 | 0 | 0 | 0 | 0 | 0 | 0 | 0 | 0 | 0 | 0 | 0 | 0 | 0 | L | 24-31 |
| 2022 TOTALS | | | 1-1 | 4 | 2 | 2 | 0.0 | 0.0 | 0 | 0 | 0 | 0 | 0 | 0 | 1 | 0 | 0 | 0 | 0 | 0 | 0 | 0 | 0 | 0 | 0 | 0-1 | |

2021 GAME-BY-GAME POSTSEASON STATISTICS (PACKERS)

| DATE | OPPONENT | P/S | TACKLES | | | | | | | INTERCEPTIONS | | | | | O. FUMB | | | ST | | | MISC | | W/L | SCORE | | | |
|--------------------|----------|-----|------------|----------|----------|----------|------------|------------|----------|---------------|----------|----------|----------|----------|----------|----------|----------|----------|----------|----------|----------|----------|----------|----------|----------|------------|-------|
| | | | TK | S | A | SK | YDS | TFL | YDS | QBH | NO | YDS | LG | TD | PD | FF | FR | TD | YDS | TK | S | A | | | FF | FR | S |
| 01/22 | 49ers | P | 3 | 3 | 0 | 0.0 | 0.0 | 1 | 1 | 0 | 0 | 0 | 0 | 0 | 0 | 0 | 0 | 0 | 0 | 0 | 0 | 0 | 0 | 0 | 0 | L | 10-13 |
| 2021 TOTALS | | | 1-0 | 3 | 3 | 0 | 0.0 | 0.0 | 1 | 1 | 0 | 0 | 0 | 0 | 0 | 0 | 0 | 0 | 0 | 0 | 0 | 0 | 0 | 0 | 0 | 0-1 | |

2020 GAME-BY-GAME POSTSEASON STATISTICS (PACKERS)

2019 GAME-BY-GAME POSTSEASON STATISTICS (PACKERS)

| DATE | OPPONENT | P/S | TACKLES | | | | | | | INTERCEPTIONS | | | | | O. FUMB | | | ST | | | | MISC | | SCORE | | | | |
|-------------|----------|-----|---------|---|---|-----|-----|-----|-----|---------------|----|-----|----|----|---------|----|----|----|-----|----|---|------|----|-------|----|-----|-------|-------|
| | | | TK | S | A | SK | YDS | TFL | YDS | QBH | NO | YDS | LG | TD | PD | FF | FR | TD | YDS | TK | S | A | FF | | FR | S | A | W/L |
| 01/12 | Seahawks | S | 1 | 1 | 0 | 0.0 | 0.0 | 0 | 0 | 0 | 0 | 0 | 0 | 0 | 0 | 0 | 0 | 0 | 0 | 0 | 0 | 0 | 0 | 0 | 0 | 0 | W | 28-23 |
| 01/19 | at 49ers | P | 0 | 0 | 0 | 0.0 | 0.0 | 0 | 0 | 0 | 0 | 0 | 0 | 0 | 0 | 0 | 0 | 0 | 0 | 0 | 0 | 0 | 0 | 0 | 0 | L | 20-37 | |
| 2019 TOTALS | | 2-1 | 1 | 1 | 0 | 0.0 | 0.0 | 0 | 0 | 0 | 0 | 0 | 0 | 0 | 0 | 0 | 0 | 0 | 0 | 0 | 0 | 0 | 0 | 0 | 0 | 1-1 | | |

2018 GAME-BY-GAME POSTSEASON STATISTICS (EAGLES)

| DATE | OPPONENT | P/S | TACKLES | | | | | | | INTERCEPTIONS | | | | | O. FUMB | | | ST | | | | MISC | | SCORE | | | | |
|-------------|-----------|-----|---------|---|---|-----|-----|-----|-----|---------------|----|-----|----|----|---------|----|----|----|-----|----|---|------|----|-------|----|---|-------|-----|
| | | | TK | S | A | SK | YDS | TFL | YDS | QBH | NO | YDS | LG | TD | PD | FF | FR | TD | YDS | TK | S | A | FF | | FR | S | A | W/L |
| 01/06 | at Bears | | | | | | | | | | | | | | | | | | | | | | | | | W | 16-15 | |
| 01/13 | at Saints | | | | | | | | | | | | | | | | | | | | | | | | | L | 14-20 | |
| 2018 TOTALS | | | 0 | 0 | 0 | 0.0 | 0.0 | 0 | 0 | 0 | 0 | 0 | 0 | 0 | 0 | 0 | 0 | 0 | 0 | 0 | 0 | 0 | 0 | 0 | 0 | 0 | 1-1 | |



17

HEIGHT: 6-1
WEIGHT: 196
BORN: December 18, 1997
COLLEGE: San Diego State

BIRTHPLACE: Palm Springs, CA
HOW ACQUIRED: FA '23
NFL EXPERIENCE: 1st year

SAFETY
TRENTON THOMPSON

PRO CAREER

- ✦ Has played in one game (no starts) in two-year NFL career (N.Y. Giants 2022; Pittsburgh 2023)
- ✦ Made NFL debut in Week 12 of 2022 (at Dallas)

TRANSACTIONS

- ✦ Signed with Pittsburgh on Aug. 2, 2023
- ✦ Waived by N.Y. Giants on July 25, 2023
- ✦ Signed with the Giants on Jan. 23, 2023
- ✦ Signed to the N.Y. Giants practice squad on Nov. 29, 2022
- ✦ Waived by the Giants on Nov. 25, 2022
- ✦ Signed to the N.Y. Giants practice squad on Aug. 31, 2022
- ✦ Waived by the Giants on Aug. 30, 2022
- ✦ Signed with the N.Y. Giants as an undrafted free agent on May 16, 2022

COLLEGE

- ✦ Played in 57 career games (31 starts) at San Diego State (2016-21)
- ✦ Registered 191 tackles (125 solo), 12.0 tackles for loss, 23 pass breakups, four interceptions, 1.0 sack and two forced fumbles
- ✦ Backed up three-time All-Mountain West pick Malik Smith for most of the 2016 season as a true freshman
- ✦ Sideline with an injury in 2017, ultimately using his redshirt
- ✦ Returned to play in all 13 games in 2018 with eight starts at the boundary warrior position, then started five times in 2019 and four times in 2020
- ✦ Returned for a sixth year because of the COVID season in 2020
- ✦ Ranked in a tie for fourth in program history in blocked kicks (two)

PERSONAL

- ✦ Earned two letters and played three years at Palm Springs H.S. (Palm Springs, Calif.)
- ✦ Helped the Indians go 24-3 (.899), including a 11-1 (.917) mark in league play over the past two years
- ✦ Led the 2015 squad to a CIF championship
- ✦ Born Dec. 18, 1997, in Palm Springs, Calif.

TRENTON THOMPSON'S NFL REGULAR SEASON DEFENSIVE STATISTICS

| DATE | TEAM | GP | GS | TACKLES | | | | | | | INTERCEPTIONS | | | | | O. FUMB | | | ST | | | | MISC. | | | |
|-------------------|----------|----------|----------|-----------|-----------|----------|----------|----------|------------|------------|---------------|----------|----------|----------|----------|----------|----------|----------|----------|----------|----------|----------|----------|----------|----------|----------|
| | | | | TK | S | A | TFL | YDS | SK | YDS | QBH | NO | YDS | LG | TD | PD | FF | FR | TD | YDS | TK | S | A | FF | FR | S |
| 2022 | Giants | 1 | 0 | 0 | 0 | 0 | 0 | 0 | 0 | 0 | 0 | 0 | 0 | 0 | 0 | 0 | 0 | 0 | 0 | 0 | 0 | 0 | 0 | 0 | 0 | 0 |
| 2023 | Steelers | 6 | 2 | 21 | 18 | 3 | 0 | 0 | 0.0 | 0.0 | 0 | 1 | 6 | 6 | 0 | 3 | 0 | 0 | 0 | 0 | 1 | 1 | 0 | 0 | 0 | 0 |
| NFL TOTALS | | 7 | 2 | 21 | 18 | 3 | 0 | 0 | 0.0 | 0.0 | 0 | 1 | 6 | 6 | 0 | 3 | 0 | 0 | 0 | 0 | 1 | 1 | 0 | 0 | 0 | 0 |

TRENTON THOMPSON'S NFL POSTSEASON DEFENSIVE STATISTICS

| DATE | TEAM | GP | GS | TACKLES | | | | | | | INTERCEPTIONS | | | | | O. FUMB | | | ST | | | | MISC. | | | |
|-------------------|--------|----------|----------|----------|----------|----------|----------|----------|------------|------------|---------------|----------|----------|----------|----------|----------|----------|----------|----------|----------|----------|----------|----------|----------|----------|----------|
| | | | | TK | S | A | TFL | YDS | SK | YDS | QBH | NO | YDS | LG | TD | PD | FF | FR | TD | YDS | TK | S | A | FF | FR | S |
| 2022 | Giants | 0 | 0 | 0 | 0 | 0 | 0 | 0 | 0.0 | 0.0 | 0 | 0 | 0 | 0 | 0 | 0 | 0 | 0 | 0 | 0 | 0 | 0 | 0 | 0 | 0 | 0 |
| NFL TOTALS | | 0 | 0 | 0 | 0 | 0 | 0 | 0 | 0.0 | 0.0 | 0 | 0 | 0 | 0 | 0 | 0 | 0 | 0 | 0 | 0 | 0 | 0 | 0 | 0 | 0 | 0 |

SINGLE-GAME HIGHS: DEFENSIVE

- Total Tackles** 6 at Indianapolis Colts, Dec 16, 2023
- Solo Tackles** 5 at Indianapolis Colts, Dec 16, 2023
- Passes Defensed** 2 at Cleveland Browns, Nov 19, 2023
- Interceptions** 1 at Cincinnati Bengals, Nov 26, 2023
- Interception Return Yards** 6 at Cincinnati Bengals, Nov 26, 2023

2023 GAME-BY-GAME REGULAR-SEASON STATISTICS (STEELERS)


| DATE | OPPONENT | P/S | TACKLES | | | | | | | INTERCEPTIONS | | | | | O. FUMB | | | ST | | | | MISC | | W/L | SCORE | | | | |
|--------------------|-------------|------------|-----------|-----------|----------|------------|------------|----------|----------|---------------|----------|----------|----------|----------|----------|----------|----------|----------|----------|----------|----------|----------|----------|----------|----------|----------|-------------|-------|-------|
| | | | TK | S | A | SK | YDS | TFL | YDS | QBH | NO | YDS | LG | TD | PD | FF | FR | TD | YDS | TK | S | A | FF | | | FR | S | A | |
| 09/10 | 49ers | | | | | | | | | | | | | | | | | | | | | | | | | | L | 7-30 | |
| 09/18 | Browns | | | | | | | | | | | | | | | | | | | | | | | | | | W | 26-22 | |
| 09/24 | at Raiders | | | | | | | | | | | | | | | | | | | | | | | | | | W | 23-18 | |
| 10/01 | at Texans | | | | | | | | | | | | | | | | | | | | | | | | | | L | 6-30 | |
| 10/08 | Ravens | | | | | | | | | | | | | | | | | | | | | | | | | | W | 17-10 | |
| 10/22 | at Rams | | | | | | | | | | | | | | | | | | | | | | | | | | W | 24-17 | |
| 10/29 | Jaguars | | | | | | | | | | | | | | | | | | | | | | | | | | L | 10-20 | |
| 11/02 | Titans | | | | | | | | | | | | | | | | | | | | | | | | | | W | 20-16 | |
| 11/12 | Packers | P | 0 | 0 | 0 | 0.0 | 0.0 | 0 | 0 | 0 | 0 | 0 | 0 | 0 | 0 | 0 | 0 | 0 | 0 | 0 | 0 | 0 | 0 | 0 | 0 | 0 | 0 | W | 23-19 |
| 11/19 | at Browns | P | 6 | 5 | 1 | 0.0 | 0.0 | 0 | 0 | 0 | 0 | 0 | 0 | 2 | 0 | 0 | 0 | 0 | 0 | 0 | 0 | 0 | 0 | 0 | 0 | 0 | L | 10-13 | |
| 11/26 | at Bengals | S | 5 | 5 | 0 | 0.0 | 0.0 | 0 | 0 | 0 | 1 | 6 | 6 | 1 | 0 | 0 | 0 | 0 | 0 | 0 | 0 | 0 | 0 | 0 | 0 | 0 | W | 16-10 | |
| 12/03 | Cardinals | S | 3 | 2 | 1 | 0.0 | 0.0 | 0 | 0 | 0 | 0 | 0 | 0 | 0 | 0 | 0 | 0 | 0 | 0 | 0 | 0 | 0 | 0 | 0 | 0 | 0 | L | 10-24 | |
| 12/07 | Patriots | P | 1 | 1 | 0 | 0.0 | 0.0 | 0 | 0 | 0 | 0 | 0 | 0 | 0 | 0 | 0 | 0 | 0 | 0 | 0 | 0 | 0 | 0 | 0 | 0 | 0 | L | 18-21 | |
| 12/16 | at Colts | P | 6 | 5 | 1 | 0.0 | 0.0 | 0 | 0 | 0 | 0 | 0 | 0 | 0 | 0 | 0 | 0 | 0 | 1 | 1 | 0 | 0 | 0 | 0 | 0 | 0 | L | 13-30 | |
| 12/23 | Bengals | | | | | | | | | | | | | | | | | | | | | | | | | | W | 34-11 | |
| 12/31 | at Seahawks | | | | | | | | | | | | | | | | | | | | | | | | | | W | 30-23 | |
| 01/06 | at Ravens | | | | | | | | | | | | | | | | | | | | | | | | | | W | 17-10 | |
| 2023 TOTALS | | 6-2 | 21 | 18 | 3 | 0.0 | 0.0 | 0 | 0 | 0 | 1 | 6 | 6 | 3 | 0 | 0 | 0 | 0 | 1 | 1 | 0 | 0 | 0 | 0 | 0 | 0 | 10-7 | | |

2022 GAME-BY-GAME REGULAR-SEASON STATISTICS (GIANTS)

| DATE | OPPONENT | P/S | TACKLES | | | | | | | INTERCEPTIONS | | | | | O. FUMB | | | ST | | | | MISC | | W/L | SCORE | | | |
|--------------------|---------------|------------|----------|----------|----------|------------|------------|----------|----------|---------------|----------|----------|----------|----------|----------|----------|----------|----------|----------|----------|----------|----------|----------|----------|----------|----------|--------------|-------|
| | | | TK | S | A | SK | YDS | TFL | YDS | QBH | NO | YDS | LG | TD | PD | FF | FR | TD | YDS | TK | S | A | FF | | | FR | S | A |
| 09/11 | at Titans | | | | | | | | | | | | | | | | | | | | | | | | | | W | 21-20 |
| 09/18 | Panthers | | | | | | | | | | | | | | | | | | | | | | | | | | L | 19-16 |
| 09/26 | Cowboys | | | | | | | | | | | | | | | | | | | | | | | | | | W | 16-23 |
| 10/02 | Bears | | | | | | | | | | | | | | | | | | | | | | | | | | W | 20-12 |
| 10/09 | at Packers | | | | | | | | | | | | | | | | | | | | | | | | | | W | 27-22 |
| 10/16 | Ravens | | | | | | | | | | | | | | | | | | | | | | | | | | W | 24-20 |
| 10/23 | at Jaguars | | | | | | | | | | | | | | | | | | | | | | | | | | W | 23-17 |
| 10/30 | at Seahawks | | | | | | | | | | | | | | | | | | | | | | | | | | L | 13-27 |
| 11/13 | Texans | | | | | | | | | | | | | | | | | | | | | | | | | | L | 24-16 |
| 11/20 | Lions | | | | | | | | | | | | | | | | | | | | | | | | | | L | 18-31 |
| 11/24 | at Cowboys | P | 0 | 0 | 0 | 0.0 | 0.0 | 0 | 0 | 0 | 0 | 0 | 0 | 0 | 0 | 0 | 0 | 0 | 0 | 0 | 0 | 0 | 0 | 0 | 0 | 0 | L | 20-28 |
| 12/04 | Commanders | | | | | | | | | | | | | | | | | | | | | | | | | | T | 20-20 |
| 12/11 | Eagles | | | | | | | | | | | | | | | | | | | | | | | | | | L | 22-48 |
| 12/18 | at Commanders | | | | | | | | | | | | | | | | | | | | | | | | | | W | 20-12 |
| 12/24 | at Vikings | | | | | | | | | | | | | | | | | | | | | | | | | | L | 24-27 |
| 01/01 | Colts | | | | | | | | | | | | | | | | | | | | | | | | | | W | 38-10 |
| 01/08 | at Eagles | | | | | | | | | | | | | | | | | | | | | | | | | | L | 16-22 |
| 2022 TOTALS | | 1-0 | 0 | 0 | 0 | 0.0 | 0.0 | 0 | 0 | 0 | 0 | 0 | 0 | 0 | 0 | 0 | 0 | 0 | 0 | 0 | 0 | 0 | 0 | 0 | 0 | 0 | 9-7-1 | |

2022 GAME-BY-GAME POSTSEASON STATISTICS (GIANTS)

| DATE | OPPONENT | P/S | TACKLES | | | | | | | INTERCEPTIONS | | | | | O. FUMB | | | ST | | | | MISC | | W/L | SCORE | | | |
|--------------------|------------|-----|----------|----------|----------|------------|------------|----------|----------|---------------|----------|----------|----------|----------|----------|----------|----------|----------|----------|----------|----------|----------|----------|----------|----------|----------|------------|-------|
| | | | TK | S | A | SK | YDS | TFL | YDS | QBH | NO | YDS | LG | TD | PD | FF | FR | TD | YDS | TK | S | A | FF | | | FR | S | A |
| 01/15 | at Vikings | | | | | | | | | | | | | | | | | | | | | | | | | | W | 31-24 |
| 01/21 | at Eagles | | | | | | | | | | | | | | | | | | | | | | | | | | L | 7-38 |
| 2022 TOTALS | | | 0 | 0 | 0 | 0.0 | 0.0 | 0 | 0 | 0 | 0 | 0 | 0 | 0 | 0 | 0 | 0 | 0 | 0 | 0 | 0 | 0 | 0 | 0 | 0 | 0 | 1-1 | |




10

QUARTERBACK

MITCH TRUBISKY

(2018-2023) (2018)

| | |
|--------------------------------|---------------------------------|
| HEIGHT: 6-2 | BIRTHPLACE: Mentor, OH |
| WEIGHT: 220 | HOW ACQUIRED: FA '22 |
| BORN: August 20, 1994 | NFL EXPERIENCE: 7th year |
| COLLEGE: North Carolina | |



'18

PRO CAREER

- ✦ 2018 Pro Bowl selection
- ✦ NFC Offensive Player of the Week (Week 10 of 2018)
- ✦ 2020 PFWA Media Good Guy award
- ✦ Career regular-season record as a starter: 31-24 (.564) — 2-3 (.400) in '22; 6-3 (.667) in '20; 8-7 (.533) in '19; 11-3 (.786) in '18; 4-8 (.333) in '17
- ✦ His .564 career winning percentage is the ninth-highest by an active QB in the League with a minimum of 50 starts
- ✦ Has played in 64 games (55 starts) over his six-year NFL career (Chicago, 2017-20; Buffalo, 2021; Pittsburgh, 2022)
- ✦ Completed 1,133 of 1,765 passes (64.2 percent) for 11,904 yards and 68 TDs in his career
- ✦ Rushed for 1,119 yards on 222 carries (5.0 yds/rush) and 11 TDs
- ✦ Completed 1,010-of-1,577 passes (64.0%) for 10,609 yards and 64 TDs for the Bears
- ✦ Registered a 87.2 QB rating and also rushed for 1,057 yards and eight TDs on 190 carries for the Bears
- ✦ Completed 45-of-72 pass attempts for 502 yards, two touchdowns and a passer rating of 92.5 in two career postseason games
- ✦ Completed 289-of-434 passes (66.6%) for 3,223 yards and 24 TDs in 2018 when he became the first Bears quarterback selected to the Pro Bowl since Jim McMahon in 1986
- ✦ Threw for a career-best six TD passes vs. Tampa Bay on Sept. 30, 2018 (completed 19-of-26 passes for 354 yards and a 154.6 passer rating)
- ✦ Fastest Chicago quarterback to eclipse 10,000 career passing yards
- ✦ Set Bears rookie records for completions (196) and yards (2,193) in 2017
- ✦ Made NFL debut in Week 5 of 2017 (vs. Minnesota)
- ✦ Made NFL starting debut in Week 5 of 2017 (vs. Minnesota)

2022 (STEELERS)

- ✦ Played in seven games (five starts)
- ✦ Completed 117 of 180 passes for 1,252 yards, four TDs and five INTs
- ✦ Rushed 19 times for 38 yards and two TDs
- ✦ Was voted one of the Steelers' two offensive team captains by his teammates
- ✦ Became one of 10 quarterbacks to win in their first career start for the Steelers and one of five quarterbacks to win on the road in their first career start for the Steelers after defeating Cincinnati in overtime in Week 1
- ✦ Became the first quarterback to not throw an interception in his Steelers starting debut since Michael Vick in 2015 and the first to not throw an interception in his Steelers starting debut on the road since Jim Miller in 1996
- ✦ Achieved an average passer rating of 94.46 in three games of relief for an injured Kenny Pickett (Week 6 vs. Tampa Bay, Week 14 vs. Baltimore and Week 15 at Carolina) by completing 48-of-64 passes for 599 yards, two TDs and three INTs
- ✦ Completed 9-of-12 passes for 144 yards, one TD and a 142.4 passer rating in Week 6 vs. Tampa Bay after entering the game following a third-quarter injury to Kenny Pickett
- ✦ His four third-down plays of longer than 11 yards in Week 6 vs. Tampa Bay are the most by a Steelers quarterback since Ben Roethlisberger had four at Denver in Week 1 of 2012
- ✦ Converted a season-high 12-of-16 third-down conversions in Week 15 at Carolina

2021 (BILLS)

- ✦ Played in six games (no starts)
- ✦ Completed six-of-eight passes for 43 yards
- ✦ Rushed for 24 yards on 13 carries, including a 22-yard rush vs. Washington in Week 3

2020 (BEARS)

- ✦ Played in 10 games with nine starts, going 6-3
- ✦ Threw for 2,055 yards, 16 TDs and eight INTs; also had 33 rushes for 195 yards and a score
- ✦ Completed 67.0 percent of his passes during the regular season, tying a Bears single-season record (Brian Hoyer, 2016)
- ✦ Completed 20-of-36 passes for 242 yards and three TDs in the Week 1 win at Detroit; threw all three TDs in the fourth quarter with a 143.3 rating in the final quarter; also rushed three times for 26 yards, including a long run of 20 yards
- ✦ Trubisky's three TD passes in the fourth quarter marked the first time since Jay Cutler in 2014 in which a Bears player tossed for three scores in a fourth quarter, and marked only the third time in the past 30 years by a Bears QB; also became just the second QB in the past 25 years to throw three TD passes in the fourth quarter of Week 1 (Aaron Rodgers)
- ✦ Totaled 290 yards of offense in the Week 14 win over Houston; completed 24-of-33 passes for 267 yards and three TDs and zero interceptions for a 126.7 passer rating; also rushed four times for 23 yards
- ✦ Passed for 242 yards, three TDs and two INTs in Week 12 at Green Bay
- ✦ Completed 33 passes, the second-most of his career, on 42 attempts for 252 yards in Week 17 vs. the Packers; completed a season-long 53-yard pass to Darnell Mooney
- ✦ Accounted for three TDs in the 41-17 win over Jacksonville in Week 16; threw for 265 yards and two TDs on 24-of-35 passing (also rushed for a TD)

2019 (BEARS)

- Started 15 games, going 8-7; missed the game vs. Oakland in London due to a shoulder injury
- Finished the season with 3,138 passing yards, marking back-to-back 3,000-yard seasons and becoming just the second Bear to accomplish the feat (Jay Cutler, 2x, 2009-10 and 2014-15)
- Had his best game in the Week 14 win vs. the Cowboys, completing 23-of-31 passes for 244 yards with three passing TDs and one more on the ground to become the first QB in NFL history to complete 70.0+ percent of his passes on 30+ attempts, throw 3+ TD passes, rush for 50+ yards and have a rushing TD in the same game
- Finished the Cowboys game with a 115.5 passer rating (Bears are 9-1 since the start of last season and 11-2 in his career when he posts a passer rating of 100.0 or higher)
- Accounted for 13 TDs from Weeks 10-14, 11 passing and two rushing
- On Thanksgiving in Detroit, completed 29-of-38 passes for a season-high 338 yards with three TDs; marched the offense on a season-long 90-yard scoring drive late in the fourth quarter and connected with David Montgomery on a three-yard TD pass to give the Bears a 24-20 lead
- Completed 16-of-23 passes for 173 yards and three TDs in the Week 10 win over the Lions with a passer rating of 131.0
- Finished 25-of-31 passing for 231 yards, 3 TDs and 1 INT in the MNF win at Washington in Week 3; completed 20 passes in the first half at Washington as the Bears raced out to a 28-3 halftime lead
- Completed a career-high 34 passes in Week 7 vs. New Orleans, tied for the second most in franchise history; also posted a career-high 54 attempts in that game, which tied for third most all time

2018 (BEARS)

- Named to the Pro Bowl, the first Bears quarterback to play in the Pro Bowl since Jim McMahon after the 1985 season
- Started 14 games (11-3 record as starter)
- Completed 289-of-434 (66.6 pct.) passes for 3,223 yards, 24 TDs and 12 INTs
- Added 421 rushing yards on 68 attempts (6.1 avg) and three TDs; also converted five two-point conversions (one rushing, four passing)
- Rushed for 81 yards on six attempts in Week 7 vs. New England, the eighth-highest by a Bears QB since 1960
- Recorded four 300-yard passing games in 14 regular season contests, tied for the most by a Bears QB in a single season
- Threw for 354 yards and set a career-high in passing TDs (six) and total offense (407) vs. Tampa Bay in Week 4; his six passing TDs ranks second all-time in Bears history and is one off the NFL record
- Threw five TDs to five different receivers in the first half vs. TB, becoming just the second player in league history to do so
- Threw for 13 TDs during Weeks 4-8, the most over a four-game span by a Bears QB since Sid Luckman in 1947
- Threw for a career-high 355 yards in a Week 10 win vs. Detroit; completed 23-of-30 passes with three TDs and a 148.6 rating
- Recorded a 120.4 passer rating at home vs. Green Bay, the highest QBR by a Bear against the Packers since 2000
- Completed 94.1 percent (16-of-17) of his passes in the second half at San Francisco, the highest second-half completion percentage in the NFL in 2018; also marked the second highest by a Bears quarterback dating back to 1960
- Completed 26-of-43 passes for 303 yards and one touchdown in Wild Card playoff game vs. Philadelphia (1/6/19); 303 yards and 26 completions are both the most in Bears postseason history

2017 (BEARS)

- Played in and started 12 games as a rookie
- Made first career start on MNF (10/9) vs. Minnesota, becoming the first Bears rookie to start at QB since Kyle Orton in 2005
- Completed 196-of-330 passes for 2,193 yards, seven touchdowns and seven interceptions
- Carried the ball 41 times for 248 yards (6.0 avg) and 2 touchdowns
- Became the first Bears rookie QB to win their first road start since Craig Krenzel in 2004 (vs. BAL 10/15); also became the second rookie quarterback to win a game in Baltimore since the franchise moved from Cleveland to Baltimore in 1996
- Completed 31 of 46 passes for 314 yards in Week 15 at Detroit – all Bears rookie records
- Became the first Bears rookie QB to pass for 300+ yards in a game since Cade McNown threw for 301 yards in 1999 vs. Detroit
- Set Bears franchise rookie records for completions (196) and passing yards (2,193), finished second in attempts (330) and tied for third in touchdown passes (seven)

TRANSACTIONS

- Signed a three-year contract with Pittsburgh on May 18, 2023
- Signed a two-year contract with the Steelers on March 14, 2022
- Signed a one-year contract with Buffalo on March 18, 2021
- Chicago declined a fifth-year option for 2021
- Signed a four-year contract with the Bears on July 19, 2017
- Drafted by Chicago in the first round (second overall) of the 2017 NFL Draft

COLLEGE

- Played in 34 games (13 starts) for North Carolina, completing 386-of-572 passes (67.5 pct.) for 4,762 yards, 41 TDs and 10 interceptions in three seasons of action; added 439 rushing yards and eight TDs
- Finished his UNC career fifth in passing TDs (41), sixth in passing yards (4,762) and seventh in total offense (5,201)
- As a junior in 2016 he started all 13 games in his first season as a starter for the Tar Heels
- Set UNC single-season records for passing yards (3,748), passing TDs (30) and total offense (4,056) while completing 304-of-477 (68.0) passes
- Set the multi-game school record with 30 consecutive completions over two games (last 18 vs. JMU; first 12 vs. Pitt); also set the school record for most passing yards in consecutive games with 885 (432 vs. JMU; 453 vs. Pitt)
- Had seven games with 3+ passing TDs in 2016 and added 308 rushing yards on 93 attempts (3.3 avg) and five TDs
- Set career highs with 453 yards and five TDs with zero interceptions on 35-of-46 passing vs. Pitt
- Completed 31-of-38 passes for 405 yards and three TDs in the 37-35 win in the No. 12 Florida State
- Threw for 280 yards and two TDs on 23-of-39 passing vs. Stanford in the Sun Bowl

PERSONAL

- Attended Mentor High School (Mentor, Ohio)
- Named 2016 Mr. Football in the state of Ohio by the Associated Press and honorable-mention Parade All-America
- Most prolific passer in the Greater Cleveland area, becoming the first to pass for more than 9,000 career yards and more than 4,000 yards as a senior
- Rated the No. 1 dual-threat quarterback by 247sports.com and the No. 3 player in Ohio
- Passed for 4,063 yards and 42 TDs as a senior, including 1,593 in four playoff games; ranked among the top 10 passers in Ohio High School history with 9,126 yards and 92 TDs
- Rushed for 1,559 career yards and 33 TDs, averaging 4.1 per carry
- Also served as Mentor's punter in 2012, posted a 40.8 average
- Full name: Mitchell David Trubisky

COMMUNITY

- ✦ Pledged \$10,000 to Allen Robinson's Within Reach Foundation
- ✦ Serves on the Pittsburgh Steelers Social Justice Committee

REGULAR SEASON COMPARISON: PASSING - BUFFALO BILLS

| DATE | OPP | W/L | GP/GS | C | ATT | YDS. | AVG. | TD | LG | INT | SK | SKYD | RTG |
|---------------|-----------|-----|-------|----|-----|------|------|----|----|-----|----|------|------|
| 11/4/18 | CHI @ BUF | W | S | 12 | 20 | 135 | 6.8 | 1 | 26 | 1 | 1 | 9 | 76.0 |
| TOTALS | | 1/0 | 1/1 | 12 | 20 | 135 | 6.8 | 1 | 26 | 1 | 1 | 9 | -- |

MITCH TRUBISKY'S NFL REGULAR SEASON PASSING STATISTICS

| DATE | TEAM | GP | GS | ATT. | CMP. | PCT. | YDS | AVG. | TD | INT. | LG | SK | LST | RATE |
|---------------|----------|----|----|-------|-------|------|--------|------|----|------|-----|-----|-----|------|
| 2017 | Bears | 12 | 12 | 330 | 196 | 59.4 | 2,193 | 6.6 | 7 | 7 | 70 | 31 | 196 | 77.5 |
| 2018 | Bears | 14 | 14 | 434 | 289 | 66.6 | 3,223 | 7.4 | 24 | 12 | 70t | 24 | 143 | 95.4 |
| 2019 | Bears | 15 | 15 | 516 | 326 | 63.2 | 3,138 | 6.1 | 17 | 10 | 53 | 38 | 234 | 83.0 |
| 2020 | Bears | 10 | 9 | 297 | 199 | 67.0 | 2,055 | 6.9 | 16 | 8 | 53 | 18 | 125 | 93.5 |
| 2021 | Bills | 6 | 0 | 8 | 6 | 75.0 | 43 | 5.4 | 0 | 1 | 15 | 0 | 0 | 47.4 |
| 2022 | Steelers | 7 | 5 | 180 | 117 | 65.0 | 1,252 | 7.0 | 4 | 5 | 45 | 11 | 68 | 81.1 |
| 2023 | Steelers | 5 | 2 | 107 | 67 | 62.6 | 632 | 5.9 | 4 | 5 | 26 | 7 | 42 | 71.9 |
| TOTALS | | 69 | 57 | 1,872 | 1,200 | 64.1 | 12,536 | 6.7 | 72 | 48 | 70T | 129 | 808 | 85.5 |

MITCH TRUBISKY'S NFL POSTSEASON PASSING STATISTICS

| DATE | TEAM | GP | GS | ATT. | CMP. | PCT. | YDS | AVG. | TD | INT. | LG | SK | LST | RATE |
|---------------|-------|----|----|------|------|------|-----|------|----|------|----|----|-----|------|
| 2018 | Bears | 1 | 1 | 43 | 26 | 60.5 | 303 | 7.0 | 1 | 0 | 45 | 2 | 12 | 89.6 |
| 2020 | Bears | 1 | 1 | 29 | 19 | 65.5 | 199 | 6.9 | 1 | 0 | 28 | 1 | 8 | 96.8 |
| 2021 | Bills | 1 | 0 | 0 | 0 | 0.0 | 0 | 0.0 | 0 | 0 | 0 | 0 | 0 | 0.0 |
| TOTALS | | 3 | 2 | 72 | 45 | 62.5 | 502 | 7.0 | 2 | 0 | 45 | 3 | 20 | 92.5 |

MITCH TRUBISKY'S NFL REGULAR SEASON RUSHING STATISTICS

| DATE | TEAM | NO. | YDS. | AVG. | LG | TD |
|---------------|----------|-----|-------|------|-----|----|
| 2017 | Bears | 41 | 248 | 6.0 | 46 | 2 |
| 2018 | Bears | 68 | 421 | 6.2 | 39 | 3 |
| 2019 | Bears | 48 | 193 | 4.0 | 23t | 2 |
| 2020 | Bears | 33 | 195 | 5.9 | 45 | 1 |
| 2021 | Bills | 13 | 24 | 1.8 | 22 | 1 |
| 2022 | Steelers | 19 | 38 | 2.0 | 9 | 2 |
| 2023 | Steelers | 16 | 54 | 3.4 | 15 | 2 |
| TOTALS | | 238 | 1,173 | 4.9 | 46 | 13 |

MITCH TRUBISKY'S NFL POSTSEASON RUSHING STATISTICS

| DATE | TEAM | NO. | YDS. | AVG. | LG | TD |
|---------------|-------|-----|------|------|----|----|
| 2018 | Bears | 3 | 9 | 3.0 | 6 | 0 |
| 2020 | Bears | 3 | 10 | 3.3 | 7 | 0 |
| 2021 | Bills | 3 | -2 | -0.7 | 0 | 0 |
| TOTALS | | 9 | 17 | 1.9 | 7 | 0 |

MITCH TRUBISKY'S NFL REGULAR SEASON PASSING/RUSHING STATISTICS

| DATE | TEAM | GP | GS | PASSING | | | | | | | | | | RUSHING | | | | | |
|---------------|----------|----|----|---------|-------|------|--------|------|----|------|-----|-----|-----|---------|-----|-------|------|-----|----|
| | | | | ATT. | CMP. | PCT. | YDS | AVG. | TD | INT. | LG | SK | LST | RATE | NO. | YDS. | AVG. | LG | TD |
| 2017 | Bears | 12 | 12 | 330 | 196 | 59.4 | 2,193 | 6.6 | 7 | 7 | 70 | 31 | 196 | 77.5 | 41 | 248 | 6.0 | 46 | 2 |
| 2018 | Bears | 14 | 14 | 434 | 289 | 66.6 | 3,223 | 7.4 | 24 | 12 | 70t | 24 | 143 | 95.4 | 68 | 421 | 6.2 | 39 | 3 |
| 2019 | Bears | 15 | 15 | 516 | 326 | 63.2 | 3,138 | 6.1 | 17 | 10 | 53 | 38 | 234 | 83.0 | 48 | 193 | 4.0 | 23t | 2 |
| 2020 | Bears | 10 | 9 | 297 | 199 | 67.0 | 2,055 | 6.9 | 16 | 8 | 53 | 18 | 125 | 93.5 | 33 | 195 | 5.9 | 45 | 1 |
| 2021 | Bills | 6 | 0 | 8 | 6 | 75.0 | 43 | 5.4 | 0 | 1 | 15 | 0 | 0 | 47.4 | 13 | 24 | 1.8 | 22 | 1 |
| 2022 | Steelers | 7 | 5 | 180 | 117 | 65.0 | 1,252 | 7.0 | 4 | 5 | 45 | 11 | 68 | 81.1 | 19 | 38 | 2.0 | 9 | 2 |
| 2023 | Steelers | 5 | 2 | 107 | 67 | 62.6 | 632 | 5.9 | 4 | 5 | 26 | 7 | 42 | 71.9 | 16 | 54 | 3.4 | 15 | 2 |
| TOTALS | | 69 | 57 | 1,872 | 1,200 | 64.1 | 12,536 | 6.7 | 72 | 48 | 70T | 129 | 808 | 85.5 | 238 | 1,173 | 4.9 | 46 | 13 |

MITCH TRUBISKY'S NFL POSTSEASON PASSING/RUSHING STATISTICS

| DATE | TEAM | GP | GS | PASSING | | | | | | | | | | RUSHING | | | | | |
|---------------|-------|----|----|---------|------|------|-----|------|----|------|----|----|-----|---------|-----|------|------|----|----|
| | | | | ATT. | CMP. | PCT. | YDS | AVG. | TD | INT. | LG | SK | LST | RATE | NO. | YDS. | AVG. | LG | TD |
| 2018 | Bears | 1 | 1 | 43 | 26 | 60.5 | 303 | 7.0 | 1 | 0 | 45 | 2 | 12 | 89.6 | 3 | 9 | 3.0 | 6 | 0 |
| 2020 | Bears | 1 | 1 | 29 | 19 | 65.5 | 199 | 6.9 | 1 | 0 | 28 | 1 | 8 | 96.8 | 3 | 10 | 3.3 | 7 | 0 |
| 2021 | Bills | 1 | 0 | 0 | 0 | 0.0 | 0 | 0.0 | 0 | 0 | 0 | 0 | 0 | 0.0 | 3 | -2 | -0.7 | 0 | 0 |
| TOTALS | | 3 | 2 | 72 | 45 | 62.5 | 502 | 7.0 | 2 | 0 | 45 | 3 | 20 | 92.5 | 9 | 17 | 1.9 | 7 | 0 |

SINGLE-GAME HIGHS: QUARTERBACK

| | | | |
|-----------------------|---|-----------------|---|
| Pass Attempts | 54 vs. New Orleans Saints, Oct 20, 2019 53 at Green Bay Packers, Dec 15, 2019 | Passer Rating | 154.6 vs. Tampa Bay Buccaneers, Sep 30, 2018 148.6 vs. Detroit Lions, Nov 11, 2018 |
| Pass Completions | 34 vs. New Orleans Saints, Oct 20, 2019 33 vs. Green Bay Packers, Jan 03, 2021 | Rush Attempts | 10 vs. Dallas Cowboys, Dec 05, 2019 10 vs. Minnesota Vikings, Nov 18, 2018 |
| Yards Passing | 355 vs. Detroit Lions, Nov 11, 2018 354 vs. Tampa Bay Buccaneers, Sep 30, 2018 | Rushing Yards | 81 vs. New England Patriots, Oct 21, 2018 63 vs. Dallas Cowboys, Dec 05, 2019 |
| TD Passes | 6 vs. Tampa Bay Buccaneers, Sep 30, 2018 3 vs. Houston Texans, Dec 13, 2020 ...8 more at 3. | Rushing Average | 6.3 vs. Dallas Cowboys, Dec 05, 2019 6.3 vs. Cleveland Browns, Dec 24, 2017 |
| Long Passes | 70t vs. New York Jets, Oct 28, 2018 70 vs. Carolina Panthers, Oct 22, 2017 | Longest Runs | 46 at New Orleans Saints, Oct 29, 2017 45 at Atlanta Falcons, Sep 27, 2020 |
| Completion Percentage | 86.2 at San Francisco 49ers, Dec 23, 2018 80.6 at Washington Redskins, Sep 23, 2019 | Rushing TDs | 1 at Indianapolis Colts, Dec 16, 2023 1 vs. New England Patriots, Dec 07, 2023 ...11 more at 1. |

SINGLE-GAME HIGHS - POSTSEASON: QUARTERBACK

| | | | |
|------------------|--|-----------------------|--|
| Pass Attempts | 43 vs. Philadelphia Eagles, Jan 06, 2019 29 at New Orleans Saints, Jan 10, 2021 | Completion Percentage | 65.5 at New Orleans Saints, Jan 10, 2021 60.5 vs. Philadelphia Eagles, Jan 06, 2019 |
| Pass Completions | 26 vs. Philadelphia Eagles, Jan 06, 2019 19 at New Orleans Saints, Jan 10, 2021 | Passer Rating | 96.8 at New Orleans Saints, Jan 10, 2021 89.6 vs. Philadelphia Eagles, Jan 06, 2019 |
| Yards Passing | 303 vs. Philadelphia Eagles, Jan 06, 2019 199 at New Orleans Saints, Jan 10, 2021 | Rush Attempts | 3 vs. New England Patriots, Jan 15, 2022 3 at New Orleans Saints, Jan 10, 2021 |
| TD Passes | 1 at New Orleans Saints, Jan 10, 2021 1 vs. Philadelphia Eagles, Jan 06, 2019 | Rushing Yards | 3 vs. Philadelphia Eagles, Jan 06, 2019 10 at New Orleans Saints, Jan 10, 2021 |
| Long Passes | 45 vs. Philadelphia Eagles, Jan 06, 2019 34 vs. Philadelphia Eagles, Jan 06, 2019 31 vs. Philadelphia Eagles, Jan 06, 2019 28 at New Orleans Saints, Jan 10, 2021 27 vs. Philadelphia Eagles, Jan 06, 2019 | Longest Runs | 9 vs. Philadelphia Eagles, Jan 06, 2019 7 at New Orleans Saints, Jan 10, 2021 6 vs. Philadelphia Eagles, Jan 06, 2019 4 vs. Philadelphia Eagles, Jan 06, 2019 2 at New Orleans Saints, Jan 10, 2021 1 at New Orleans Saints, Jan 10, 2021 |

300-YARD PASSING GAMES (7): REGULAR SEASON

| DATE | TEAM | NO. | YDS. | AVG. | LG | TD |
|----------|-------------|-----|------|------|----|----|
| 12/16/17 | at Lions | 31 | 314 | 10.1 | 22 | 1 |
| 09/30/18 | BUCCANEERS | 19 | 354 | 18.6 | 47 | 6 |
| 10/14/18 | at Dolphins | 22 | 316 | 14.4 | 54 | 3 |
| 10/21/18 | PATRIOTS | 26 | 333 | 12.8 | 54 | 2 |
| 11/11/18 | LIONS | 23 | 355 | 15.4 | 55 | 3 |
| 11/28/19 | at Lions | 29 | 338 | 11.7 | 35 | 3 |
| 12/15/19 | at Packers | 29 | 334 | 11.5 | 34 | 1 |

300-YARD PASSING GAMES (1): POSTSEASON

| DATE | TEAM | NO. | YDS. | AVG. | LG | TD |
|----------|--------|-----|------|------|----|----|
| 01/06/19 | EAGLES | 26 | 303 | 11.7 | 45 | 1 |

2023 GAME-BY-GAME REGULAR-SEASON STATISTICS (STEELERS)

| DATE | OPPONENT | P/S | PASSING | | | | | | | | | | | RUSHING | | | | W/L | SCORE | | |
|--------------------|-------------|-----|------------|------------|-----------|------------|-------------|------------|------------|----------|----------|-----------|-------------|-------------|-----------|-----------|-----------|----------|-------------|-------|-------|
| | | | ATT | CMP | YDS | PCT | Y/A | Y/C | TD | INT | LG | SK/YD | RATE | ATT | YDS | LG | TD | | | | |
| 09/10 | 49ers | | | | | | | | | | | | | | | | | | | L | 7-30 |
| 09/18 | Browns | | | | | | | | | | | | | | | | | | | W | 26-22 |
| 09/24 | at Raiders | | | | | | | | | | | | | | | | | | | W | 23-18 |
| 10/01 | at Texans | P | 5 | 3 | 18 | 60.0 | 3.6 | 6.0 | 0 | 0 | 8 | 0/0 | 67.1 | 0 | 0 | 0 | 0 | 0 | L | 6-30 | |
| 10/08 | Ravens | | | | | | | | | | | | | | | | | | W | 17-10 | |
| 10/22 | at Rams | | | | | | | | | | | | | | | | | | W | 24-17 | |
| 10/29 | Jaguars | P | 27 | 15 | 138 | 55.6 | 5.1 | 9.2 | 1 | 2 | 22t | 2/15 | 51.2 | 3 | 18 | 8 | 0 | L | 10-20 | | |
| 11/02 | Titans | | | | | | | | | | | | | | | | | | W | 20-16 | |
| 11/12 | Packers | | | | | | | | | | | | | | | | | | W | 23-19 | |
| 11/19 | at Browns | | | | | | | | | | | | | | | | | | L | 10-13 | |
| 11/26 | at Bengals | | | | | | | | | | | | | | | | | | W | 16-10 | |
| 12/03 | Cardinals | P | 17 | 11 | 117 | 64.7 | 6.9 | 10.6 | 1 | 0 | 26 | 0/0 | 104.3 | 3 | 5 | 6 | 0 | L | 10-24 | | |
| 12/07 | Patriots | S | 35 | 22 | 190 | 62.9 | 5.4 | 8.6 | 1 | 1 | 25t | 2/8 | 74.7 | 8 | 30 | 15 | 1 | L | 18-21 | | |
| 12/16 | at Colts | S | 23 | 16 | 169 | 69.6 | 7.3 | 10.6 | 1 | 2 | 25 | 3/19 | 68.9 | 2 | 1 | 1t | 1 | L | 13-30 | | |
| 12/23 | Bengals | | | | | | | | | | | | | | | | | | W | 34-11 | |
| 12/31 | at Seahawks | | | | | | | | | | | | | | | | | | W | 30-23 | |
| 01/06 | at Ravens | | | | | | | | | | | | | | | | | | W | 17-10 | |
| 2023 TOTALS | | | 5-2 | 107 | 67 | 632 | 62.6 | 5.9 | 9.4 | 4 | 5 | 26 | 7/42 | 71.9 | 16 | 54 | 15 | 2 | 10-7 | | |

2022 GAME-BY-GAME REGULAR-SEASON STATISTICS (STEELERS)

| DATE | OPPONENT | P/S | PASSING | | | | | | | | | | | RUSHING | | | | W/L | SCORE | | | | | |
|--------------------|-------------|------------|------------|------------|--------------|-------------|------------|---------------------------|----------|----------|-----------|--------------|-------------|-----------|-----------|----------|----------|------------|--------|--|------|-------|-------|-------|
| | | | ATT | CMP | YDS | PCT | Y/A | Y/C | TD | INT | LG | SK/YD | RATE | ATT | YDS | LG | TD | | | | | | | |
| 09/11 | at Bengals | S | 38 | 21 | 194 | 55.3 | 5.1 | 9.2 | 1 | 0 | 32 | 1/2 | 78.2 | 3 | 9 | 6 | 0 | W | 23-20+ | | | | | |
| 09/18 | Patriots | S | 33 | 21 | 168 | 63.6 | 5.1 | 8.0 | 1 | 1 | 23 | 3/16 | 73.8 | 1 | 7 | 7 | 0 | L | 14-17 | | | | | |
| 09/22 | at Browns | S | 32 | 20 | 207 | 62.5 | 6.5 | 10.4 | 0 | 0 | 36 | 1/3 | 81.1 | 2 | 7 | 6 | 1 | L | 17-29 | | | | | |
| 10/02 | Jets | S | 13 | 7 | 84 | 53.8 | 6.5 | 12.0 | 0 | 1 | 26 | 3/26 | 41.8 | 1 | 1 | 1 | 0 | L | 20-24 | | | | | |
| 10/09 | at Bills | | | | | | | DID NOT PLAY (NON-INJURY) | | | | | | | | | | | | | 3-38 | | | |
| 10/16 | Buccaneers | P | 12 | 9 | 144 | 75.0 | 12.0 | 16.0 | 1 | 0 | 45 | 1/6 | 142.4 | 6 | 5 | 9 | 0 | W | 20-18 | | | | | |
| 10/23 | at Dolphins | | | | | | | DID NOT PLAY (NON-INJURY) | | | | | | | | | | | | | | 10-16 | | |
| 10/30 | at Eagles | | | | | | | DID NOT PLAY (NON-INJURY) | | | | | | | | | | | | | | | 13-35 | |
| 11/13 | Saints | | | | | | | DID NOT PLAY (NON-INJURY) | | | | | | | | | | | | | | | 20-10 | |
| 11/20 | Bengals | | | | | | | DID NOT PLAY (NON-INJURY) | | | | | | | | | | | | | | | 10-37 | |
| 11/28 | at Colts | | | | | | | DID NOT PLAY (NON-INJURY) | | | | | | | | | | | | | | | 24-17 | |
| 12/04 | at Falcons | | | | | | | DID NOT PLAY (NON-INJURY) | | | | | | | | | | | | | | | | 19-16 |
| 12/11 | Ravens | P | 30 | 22 | 276 | 73.3 | 9.2 | 12.5 | 1 | 3 | 42 | 1/5 | 73.1 | 0 | 0 | 0 | 0 | L | 14-16 | | | | | |
| 12/18 | at Panthers | S | 22 | 17 | 179 | 77.3 | 8.1 | 10.5 | 0 | 0 | 38 | 1/10 | 100.4 | 6 | 9 | 4 | 1 | W | 24-16 | | | | | |
| 12/24 | Raiders | | | | | | | DID NOT PLAY (NON-INJURY) | | | | | | | | | | | | | | | 13-10 | |
| 01/01 | at Ravens | | | | | | | DID NOT PLAY (NON-INJURY) | | | | | | | | | | | | | | | | 16-13 |
| 01/08 | Browns | | | | | | | DID NOT PLAY (NON-INJURY) | | | | | | | | | | | | | | | | 28-14 |
| 2022 TOTALS | | 7-5 | 180 | 117 | 1,252 | 65.0 | 7.0 | 10.7 | 4 | 5 | 45 | 11/68 | 81.1 | 19 | 38 | 9 | 2 | 9-8 | | | | | | |

+ - Overtime

2021 GAME-BY-GAME REGULAR-SEASON STATISTICS (BILLS)

| DATE | OPPONENT | P/S | PASSING | | | | | | | | | | | RUSHING | | | | W/L | SCORE | | | | | | | | | |
|--------------------|---------------|------------|----------|----------|-----------|-------------|------------|---------------------------|----------|----------|-----------|------------|-------------|-----------|-----------|-----------|----------|-------------|-------|--|--|--|---|-------|-------|-------|--------|-------|
| | | | ATT | CMP | YDS | PCT | Y/A | Y/C | TD | INT | LG | SK/YD | RATE | ATT | YDS | LG | TD | | | | | | | | | | | |
| 09/12 | Steelers | | | | | | | DID NOT PLAY (NON-INJURY) | | | | | | | | | | | | | | | L | 16-23 | | | | |
| 09/19 | at Dolphins | P | 0 | 0 | 0 | 0.0 | 0.0 | 0.0 | 0 | 0 | 0 | 0/0 | 0.0 | 2 | -2 | -1 | 0 | W | 35-0 | | | | | | | | | |
| 09/26 | Football Team | P | 1 | 1 | 1 | 100.0 | 1.0 | 1.0 | 0 | 0 | 1 | 0/0 | 79.2 | 4 | 19 | 22 | 0 | W | 43-21 | | | | | | | | | |
| 10/03 | Texans | P | 1 | 1 | 8 | 100.0 | 8.0 | 8.0 | 0 | 0 | 8 | 0/0 | 100.0 | 4 | 10 | 8 | 1 | W | 40-0 | | | | | | | | | |
| 10/10 | at Chiefs | | | | | | | DID NOT PLAY (NON-INJURY) | | | | | | | | | | | | | | | | W | 38-20 | | | |
| 10/18 | at Titans | | | | | | | DID NOT PLAY (NON-INJURY) | | | | | | | | | | | | | | | | | L | 31-34 | | |
| 10/31 | Dolphins | | | | | | | DID NOT PLAY (NON-INJURY) | | | | | | | | | | | | | | | | | | W | 26-11 | |
| 11/07 | at Jaguars | | | | | | | DID NOT PLAY (NON-INJURY) | | | | | | | | | | | | | | | | | | L | 6-9 | |
| 11/14 | at Jets | | | | | | | DID NOT PLAY (NON-INJURY) | | | | | | | | | | | | | | | | | | W | 45-17 | |
| 11/21 | Colts | P | 5 | 3 | 19 | 60.0 | 3.8 | 6.3 | 0 | 1 | 8 | 0/0 | 28.3 | 0 | 0 | 0 | 0 | L | 15-41 | | | | | | | | | |
| 11/25 | at Saints | P | 0 | 0 | 0 | 0.0 | 0.0 | 0.0 | 0 | 0 | 0 | 0/0 | 0.0 | 0 | 0 | 0 | 0 | W | 31-6 | | | | | | | | | |
| 12/06 | Patriots | | | | | | | DID NOT PLAY (NON-INJURY) | | | | | | | | | | | | | | | | | L | 10-14 | | |
| 12/12 | at Buccaneers | | | | | | | DID NOT PLAY (NON-INJURY) | | | | | | | | | | | | | | | | | | L | 27-33+ | |
| 12/19 | Panthers | | | | | | | DID NOT PLAY (NON-INJURY) | | | | | | | | | | | | | | | | | | W | 31-14 | |
| 12/26 | at Patriots | | | | | | | DID NOT PLAY (NON-INJURY) | | | | | | | | | | | | | | | | | | W | 33-21 | |
| 01/02 | Falcons | | | | | | | DID NOT PLAY (NON-INJURY) | | | | | | | | | | | | | | | | | | | W | 29-15 |
| 01/09 | Jets | P | 1 | 1 | 15 | 100.0 | 15.0 | 15.0 | 0 | 0 | 15 | 0/0 | 118.8 | 3 | -3 | -1 | 0 | W | 27-10 | | | | | | | | | |
| 2021 TOTALS | | 6-0 | 8 | 6 | 43 | 75.0 | 5.4 | 7.2 | 0 | 1 | 15 | 0/0 | 47.4 | 13 | 24 | 22 | 1 | 11-6 | | | | | | | | | | |

+ - Overtime

2020 GAME-BY-GAME REGULAR-SEASON STATISTICS (BEARS)

| DATE | OPPONENT | P/S | PASSING | | | | | | | | | | | RUSHING | | | | W/L | SCORE | | | | | | | | | | |
|--------------------|-------------|-------------|------------|------------|--------------|-------------|------------|---------------------------|-----------|----------|-----------|---------------|-------------|-----------|------------|-----------|----------|------------|--------|--|--|--|--|---|-------|---|-------|-------|-------|
| | | | ATT | CMP | YDS | PCT | Y/A | Y/C | TD | INT | LG | SK/YD | RATE | ATT | YDS | LG | TD | | | | | | | | | | | | |
| 09/13 | at Lions | S | 36 | 20 | 242 | 55.6 | 6.7 | 12.1 | 3 | 0 | 27 | 1/28 | 104.2 | 3 | 26 | 20 | 0 | W | 27-23 | | | | | | | | | | |
| 09/20 | Giants | S | 28 | 18 | 190 | 64.3 | 6.8 | 10.6 | 2 | 2 | 28 | 4/21 | 78.0 | 4 | 16 | 12 | 0 | W | 17-13 | | | | | | | | | | |
| 09/27 | at Falcons | S | 22 | 13 | 128 | 59.1 | 5.8 | 9.8 | 1 | 1 | 19 | 2/9 | 71.8 | 1 | 45 | 45 | 0 | W | 30-26 | | | | | | | | | | |
| 10/04 | Colts | | | | | | | DID NOT PLAY (NON-INJURY) | | | | | | | | | | | | | | | | L | 11-19 | | | | |
| 10/08 | Buccaneers | | | | | | | DID NOT PLAY (NON-INJURY) | | | | | | | | | | | | | | | | | | W | 20-19 | | |
| 10/18 | at Panthers | | | | | | | DID NOT PLAY (NON-INJURY) | | | | | | | | | | | | | | | | | | | W | 23-16 | |
| 10/26 | at Rams | | | | | | | DID NOT PLAY (NON-INJURY) | | | | | | | | | | | | | | | | | | | | L | 10-24 |
| 11/01 | Saints | P | 0 | 0 | 0 | 0.0 | 0.0 | 0.0 | 0 | 0 | 0 | 0/0 | 0.0 | 1 | 3 | 3 | 0 | L | 23-26+ | | | | | | | | | | |
| 11/08 | at Titans | | | | | | | ON INACTIVE LIST | | | | | | | | | | | | | | | | | | L | 17-24 | | |
| 11/16 | Vikings | | | | | | | ON INACTIVE LIST | | | | | | | | | | | | | | | | | | | L | 13-19 | |
| 11/29 | at Packers | S | 46 | 26 | 242 | 56.5 | 5.3 | 9.3 | 3 | 2 | 20 | 3/13 | 74.7 | 3 | 10 | 11 | 0 | L | 25-41 | | | | | | | | | | |
| 12/06 | Lions | S | 34 | 26 | 267 | 76.5 | 7.9 | 10.3 | 1 | 0 | 21 | 2/18 | 108.3 | 3 | 6 | 3 | 0 | L | 30-34 | | | | | | | | | | |
| 12/13 | Texans | S | 33 | 24 | 267 | 72.7 | 8.1 | 11.1 | 3 | 0 | 35 | 3/26 | 126.7 | 4 | 23 | 9 | 0 | W | 36-7 | | | | | | | | | | |
| 12/20 | at Vikings | S | 21 | 15 | 202 | 71.4 | 9.6 | 13.5 | 1 | 1 | 35 | 1/4 | 97.7 | 8 | 34 | 8 | 0 | W | 33-27 | | | | | | | | | | |
| 12/27 | at Jaguars | S | 35 | 24 | 265 | 68.6 | 7.6 | 11.0 | 2 | 1 | 30 | 1/2 | 97.9 | 2 | 10 | 6 | 1 | W | 41-17 | | | | | | | | | | |
| 01/03 | Packers | S | 42 | 33 | 252 | 78.6 | 6.0 | 7.6 | 0 | 1 | 53 | 1/4 | 81.7 | 4 | 22 | 13 | 0 | L | 16-35 | | | | | | | | | | |
| 2020 TOTALS | | 10-9 | 297 | 199 | 2,055 | 67.0 | 6.9 | 10.3 | 16 | 8 | 53 | 18/125 | 93.5 | 33 | 195 | 45 | 1 | 8-8 | | | | | | | | | | | |

+ - Overtime

2019 GAME-BY-GAME REGULAR-SEASON STATISTICS (BEARS)

| DATE | OPPONENT | P/S | PASSING | | | | | | | | | | | | | RUSHING | | | | W/L | SCORE |
|-------------|-------------|-------|----------|-----|-------|------|-----|------|----|-----|-----|--------|-------|-----|-----|---------|----|-----|-------|-----|-------|
| | | | ATT | CMP | YDS | PCT | Y/A | Y/C | TD | INT | LG | SK/YD | RATE | ATT | YDS | LG | TD | | | | |
| 09/05 | Packers | S | 45 | 26 | 228 | 57.8 | 5.1 | 8.8 | 0 | 1 | 27 | 5/20 | 62.1 | 3 | 11 | 7 | 0 | L | 3-10 | | |
| 09/15 | at Broncos | S | 27 | 16 | 120 | 59.3 | 4.4 | 7.5 | 0 | 0 | 25 | 0/0 | 70.0 | 1 | 8 | 8 | 0 | W | 16-14 | | |
| 09/23 | at Redskins | S | 31 | 25 | 231 | 80.6 | 7.5 | 9.2 | 3 | 1 | 36t | 3/23 | 116.5 | 1 | 2 | 2 | 0 | W | 31-15 | | |
| 09/29 | Vikings | S | 3 | 2 | 9 | 66.7 | 3.0 | 4.5 | 0 | 0 | 6 | 0/0 | 70.1 | 0 | 0 | 0 | 0 | W | 16-6 | | |
| 10/06 | at Raiders | S | INACTIVE | | | | | | | | | | | | | 0 | 0 | 0 | 0 | L | 21-24 |
| 10/20 | Saints | S | 54 | 34 | 251 | 63.0 | 4.6 | 7.4 | 2 | 0 | 28 | 2/16 | 86.3 | 0 | 0 | 0 | 0 | L | 25-36 | | |
| 10/27 | Chargers | S | 35 | 23 | 253 | 65.7 | 7.2 | 11.0 | 0 | 1 | 35 | 4/27 | 75.1 | 4 | 10 | 11 | 0 | L | 16-17 | | |
| 11/03 | at Eagles | S | 21 | 10 | 125 | 47.6 | 6.0 | 12.5 | 0 | 0 | 53 | 3/23 | 66.6 | 2 | 15 | 8 | 0 | L | 14-22 | | |
| 11/10 | Lions | S | 23 | 16 | 173 | 69.6 | 7.5 | 10.8 | 3 | 0 | 33 | 5/28 | 131.0 | 3 | 8 | 3 | 0 | W | 20-13 | | |
| 11/17 | at Rams | S | 43 | 24 | 190 | 55.8 | 4.4 | 7.9 | 1 | 1 | 19 | 1/2 | 65.1 | 1 | 4 | 4 | 0 | L | 7-17 | | |
| 11/24 | Giants | S | 41 | 25 | 278 | 61.0 | 6.8 | 11.1 | 1 | 2 | 49 | 2/8 | 69.0 | 7 | 18 | 12 | 1 | W | 19-14 | | |
| 11/28 | at Lions | S | 38 | 29 | 338 | 76.3 | 8.9 | 11.7 | 3 | 1 | 35 | 1/7 | 118.1 | 4 | 4 | 2 | 0 | W | 24-20 | | |
| 12/05 | Cowboys | S | 31 | 23 | 244 | 74.2 | 7.9 | 10.6 | 3 | 1 | 33 | 2/13 | 115.5 | 10 | 63 | 23t | 1 | W | 31-24 | | |
| 12/15 | at Packers | S | 53 | 29 | 334 | 54.7 | 6.3 | 11.5 | 1 | 2 | 34 | 3/15 | 64.5 | 4 | 29 | 9 | 0 | L | 13-21 | | |
| 12/22 | Chiefs | S | 34 | 18 | 157 | 52.9 | 4.6 | 8.7 | 0 | 0 | 20 | 3/24 | 65.4 | 6 | 20 | 8 | 0 | L | 3-26 | | |
| 12/29 | at Vikings | S | 37 | 26 | 207 | 70.3 | 5.6 | 8.0 | 0 | 0 | 32 | 4/28 | 84.0 | 2 | 1 | 1 | 0 | W | 21-19 | | |
| 2019 TOTALS | | 15-15 | 516 | 326 | 3,138 | 63.2 | 6.1 | 9.6 | 17 | 10 | 53 | 38/234 | 83.0 | 48 | 193 | 23T | 2 | 8-8 | | | |

2018 GAME-BY-GAME REGULAR-SEASON STATISTICS (BEARS)


| DATE | OPPONENT | P/S | PASSING | | | | | | | | | | | | | RUSHING | | | | W/L | SCORE |
|-------------|--------------|-------|----------|-----|-------|------|------|------|----|-----|-----|--------|-------|-----|-----|---------|----|------|--------|-----|--------|
| | | | ATT | CMP | YDS | PCT | Y/A | Y/C | TD | INT | LG | SK/YD | RATE | ATT | YDS | LG | TD | | | | |
| 09/09 | at Packers | S | 35 | 23 | 171 | 65.7 | 4.9 | 7.4 | 0 | 0 | 33 | 4/16 | 77.2 | 7 | 32 | 9 | 1 | L | 23-24 | | |
| 09/17 | Seahawks | S | 34 | 25 | 200 | 73.5 | 5.9 | 8.0 | 2 | 2 | 18 | 2/15 | 83.0 | 5 | 24 | 17 | 0 | W | 24-17 | | |
| 09/23 | at Cardinals | S | 35 | 24 | 220 | 68.6 | 6.3 | 9.2 | 0 | 1 | 39 | 3/26 | 73.5 | 2 | 4 | 7 | 0 | W | 16-14 | | |
| 09/30 | Buccaneers | S | 26 | 19 | 354 | 73.1 | 13.6 | 18.6 | 6 | 0 | 47 | 1/10 | 154.6 | 3 | 53 | 26 | 0 | W | 48-10 | | |
| 10/14 | at Dolphins | S | 31 | 22 | 316 | 71.0 | 10.2 | 14.4 | 3 | 1 | 54 | 2/13 | 122.5 | 8 | 47 | 28 | 0 | L | 28-31+ | | |
| 10/21 | Patriots | S | 50 | 26 | 333 | 52.0 | 6.7 | 12.8 | 2 | 2 | 54 | 2/14 | 69.8 | 6 | 81 | 39 | 1 | L | 31-38 | | |
| 10/28 | Jets | S | 29 | 16 | 220 | 55.2 | 7.6 | 13.8 | 2 | 0 | 70t | 2/4 | 102.7 | 6 | 51 | 13 | 0 | W | 24-10 | | |
| 11/04 | at Bills | S | 20 | 12 | 135 | 60.0 | 6.8 | 11.3 | 1 | 1 | 26 | 1/9 | 76.0 | 1 | 6 | 6 | 0 | W | 41-9 | | |
| 11/11 | Lions | S | 30 | 23 | 355 | 76.7 | 11.8 | 15.4 | 3 | 0 | 55 | 1/7 | 148.6 | 3 | 18 | 8 | 1 | W | 34-22 | | |
| 11/18 | Vikings | S | 31 | 20 | 165 | 64.5 | 5.3 | 8.3 | 1 | 2 | 18t | 1/5 | 61.9 | 10 | 43 | 13 | 0 | W | 25-20 | | |
| 11/22 | at Lions | S | INACTIVE | | | | | | | | | | | | | 0 | 0 | 0 | 0 | W | 23-16 |
| 12/02 | at Giants | S | INACTIVE | | | | | | | | | | | | | 0 | 0 | 0 | 0 | L | 27-30+ |
| 12/09 | Rams | S | 30 | 16 | 110 | 53.3 | 3.7 | 6.9 | 1 | 3 | 17 | 1/10 | 33.3 | 6 | 23 | 13 | 0 | W | 15-6 | | |
| 12/16 | Packers | S | 28 | 20 | 235 | 71.4 | 8.4 | 11.8 | 2 | 0 | 30 | 1/3 | 120.4 | 3 | 16 | 14 | 0 | W | 24-17 | | |
| 12/23 | at 49ers | S | 29 | 25 | 246 | 86.2 | 8.5 | 9.8 | 1 | 0 | 43 | 3/11 | 113.5 | 5 | 3 | 3 | 0 | W | 14-9 | | |
| 12/30 | at Vikings | S | 26 | 18 | 163 | 69.2 | 6.3 | 9.1 | 0 | 0 | 40 | 0/0 | 85.9 | 3 | 16 | 12 | 0 | W | 24-10 | | |
| 2018 TOTALS | | 14-14 | 434 | 289 | 3,223 | 66.6 | 7.4 | 11.2 | 24 | 12 | 70T | 24/143 | 95.4 | 68 | 421 | 39 | 3 | 12-4 | | | |

+ - Overtime

2017 GAME-BY-GAME REGULAR-SEASON STATISTICS (BEARS)

| DATE | OPPONENT | P/S | PASSING | | | | | | | | | | | | | RUSHING | | | | W/L | SCORE |
|-------------|---------------|-------|---------------------------|-----|-------|------|------|------|----|-----|-----|--------|-------|-----|-----|---------|----|------|--------|-----|--------|
| | | | ATT | CMP | YDS | PCT | Y/A | Y/C | TD | INT | LG | SK/YD | RATE | ATT | YDS | LG | TD | | | | |
| 09/10 | Falcons | S | DID NOT PLAY (NON-INJURY) | | | | | | | | | | | | | | | | | L | 17-23 |
| 09/17 | at Buccaneers | S | DID NOT PLAY (NON-INJURY) | | | | | | | | | | | | | | | | | L | 7-29 |
| 09/24 | Steelers | S | DID NOT PLAY (NON-INJURY) | | | | | | | | | | | | | | | | | W | 23-17+ |
| 09/28 | at Packers | S | DID NOT PLAY (NON-INJURY) | | | | | | | | | | | | | | | | | L | 14-35 |
| 10/09 | Vikings | S | 25 | 12 | 128 | 48.0 | 5.1 | 10.7 | 1 | 1 | 20t | 1/7 | 60.1 | 3 | 22 | 13 | 0 | L | 17-20 | | |
| 10/15 | at Ravens | S | 16 | 8 | 113 | 50.0 | 7.1 | 14.1 | 1 | 0 | 27t | 4/23 | 94.0 | 4 | 32 | 19 | 0 | W | 27-24+ | | |
| 10/22 | Panthers | S | 7 | 4 | 107 | 57.1 | 15.3 | 26.8 | 0 | 0 | 70 | 4/22 | 101.8 | 5 | 3 | 7 | 0 | W | 17-3 | | |
| 10/29 | at Saints | S | 32 | 14 | 164 | 43.8 | 5.1 | 11.7 | 0 | 1 | 45 | 2/14 | 46.9 | 3 | 53 | 46 | 0 | L | 12-20 | | |
| 11/12 | Packers | S | 35 | 21 | 297 | 60.0 | 8.5 | 14.1 | 1 | 0 | 46t | 5/29 | 97.0 | 0 | 0 | 0 | 0 | L | 16-23 | | |
| 11/19 | Lions | S | 30 | 18 | 179 | 60.0 | 6.0 | 9.9 | 1 | 0 | 22 | 1/3 | 88.1 | 6 | 53 | 19 | 0 | L | 24-27 | | |
| 11/26 | at Eagles | S | 33 | 17 | 147 | 51.5 | 4.5 | 8.6 | 0 | 2 | 19 | 2/13 | 38.3 | 4 | 12 | 11 | 0 | L | 3-31 | | |
| 12/03 | 49ers | S | 15 | 12 | 102 | 80.0 | 6.8 | 8.5 | 1 | 0 | 21 | 2/17 | 117.2 | 4 | 19 | 9 | 0 | L | 14-15 | | |
| 12/10 | at Bengals | S | 32 | 25 | 271 | 78.1 | 8.5 | 10.8 | 1 | 0 | 36 | 2/21 | 112.4 | 2 | 5 | 4t | 1 | W | 33-7 | | |
| 12/16 | at Lions | S | 46 | 31 | 314 | 67.4 | 6.8 | 10.1 | 1 | 3 | 22 | 2/8 | 66.8 | 2 | 3 | 5 | 0 | L | 10-20 | | |
| 12/24 | Browns | S | 23 | 14 | 193 | 60.9 | 8.4 | 13.8 | 0 | 0 | 40 | 5/32 | 87.8 | 7 | 44 | 14 | 1 | W | 20-3 | | |
| 12/31 | at Vikings | S | 36 | 20 | 178 | 55.6 | 4.9 | 8.9 | 0 | 0 | 30 | 1/7 | 69.0 | 1 | 2 | 2 | 0 | L | 10-23 | | |
| 2017 TOTALS | | 12-12 | 330 | 196 | 2,193 | 59.4 | 6.6 | 11.2 | 7 | 7 | 70 | 31/196 | 77.5 | 41 | 248 | 46 | 2 | 5-11 | | | |

+ - Overtime



38

LINEBACKER

MYKAL WALKER

HEIGHT: 6-3

WEIGHT: 232

BORN: August 28, 1997

COLLEGE: Fresno State

BIRTHPLACE: Sacramento, CA

HOW ACQUIRED: FA '23

NFL EXPERIENCE: 4th year

TRANSACTIONS: Selected by Atlanta Falcons in the fourth round (119th overall) of the 2020 NFL Draft...Waived by Falcons, Aug. 13, 2023...Claimed via waivers by Chicago Bears, Aug. 14, 2023...Waived by Bears, Aug. 29, 2023...Signed by Las Vegas Raiders to practice squad, Sept. 19, 2023.

REGULAR SEASON COMPARISON: DEFENSIVE - BUFFALO BILLS

| DATE | OPP | W/L | GP/GS | TACKLES | | | | | | | SACK | YDS. | INT | TFL | PD | QBH | TD | MISC | |
|---------------|-----------|-----|-------|---------|------|------|-----|-----|---|---|------|------|-----|-----|----|-----|----|------|--|
| | | | | TOT | SOLO | ASST | FF | FR | | | | | | | | | | | |
| 1/2/22 | ATL @ BUF | L | S | 1 | 1 | 0 | 0.0 | 0.0 | 0 | 0 | 0 | 1 | 0 | 0 | 0 | 0 | 0 | 0 | |
| TOTALS | | 0/1 | 1/1 | 1 | 1 | 0 | 0.0 | 0.0 | 0 | 0 | 0 | 1 | 0 | 0 | 0 | 0 | 0 | | |

MYKAL WALKER'S NFL REGULAR SEASON DEFENSIVE STATISTICS

| DATE | TEAM | GP | GS | TACKLES | | | | | | | INTERCEPTIONS | | | | | O. FUMB | | | ST | | MISC | | | | | | |
|------------------------------------|--------------|----|----|---------|-----|----|-----|-----|-----|-----|---------------|----|-----|-----|----|---------|----|----|----|-----|------|---|---|----|----|---|---|
| | | | | TK | S | A | TFL | YDS | SK | YDS | QBH | NO | YDS | LG | TD | PD | FF | FR | TD | YDS | TK | S | A | FF | FR | S | A |
| 2020 | Falcons | 16 | 6 | 39 | 26 | 13 | 1 | 7 | 0.0 | 0.0 | 2 | 0 | 0 | 0 | 1 | 1 | 0 | 0 | 0 | 6 | 5 | 1 | 0 | 0 | 0 | 0 | |
| 2021 | Falcons | 17 | 2 | 28 | 15 | 13 | 0 | 0 | 0.0 | 0.0 | 1 | 1 | 66 | 66t | 1 | 4 | 0 | 1 | 0 | 4 | 7 | 2 | 5 | 0 | 0 | 0 | |
| 2022 | Falcons | 16 | 12 | 107 | 56 | 51 | 4 | 23 | 1.0 | 9.0 | 1 | 2 | 33 | 21 | 0 | 6 | 1 | 0 | 0 | 0 | 0 | 0 | 0 | 0 | 0 | 0 | |
| 2023 | Raiders | 0 | 0 | 0 | 0 | 0 | 0 | 0 | 0.0 | 0.0 | 0 | 0 | 0 | 0 | 0 | 0 | 0 | 0 | 0 | 0 | 0 | 0 | 0 | 0 | 0 | | |
| Went from Las Vegas to Pittsburgh. | | | | | | | | | | | | | | | | | | | | | | | | | | | |
| 2023 | Steelers | 1 | 1 | 33 | 21 | 12 | 2 | 2 | 0.0 | 0.0 | 0 | 1 | 30 | 30 | 0 | 2 | 0 | 0 | 0 | 0 | 0 | 0 | 0 | 0 | 0 | 0 | |
| 2023 | TOTAL | 1 | 1 | 33 | 21 | 12 | 2 | 2 | 0.0 | 0.0 | 0 | 1 | 30 | 30 | 0 | 2 | 0 | 0 | 0 | 0 | 0 | 0 | 0 | 0 | 0 | 0 | |
| NFL TOTALS | | 50 | 21 | 207 | 118 | 89 | 7 | 32 | 1.0 | 9.0 | 4 | 4 | 129 | 66T | 1 | 13 | 2 | 1 | 0 | 4 | 13 | 7 | 6 | 0 | 0 | 0 | |

SINGLE-GAME HIGHS: DEFENSIVE

- | | | | |
|--------------------------|--|----------------------------------|---|
| Total Tackles | 11 vs. Carolina Panthers, Oct 30, 2022 11 at Tampa Bay Buccaneers, Oct 09, 2022 ...2 more at 11. | Tackles For Loss | 2 vs. New Orleans Saints, Sep 11, 2022 1 vs. Arizona Cardinals, Dec 03, 2023 ...3 more at 1. |
| Solo Tackles | 8 vs. Carolina Panthers, Oct 30, 2022 8 vs. Cleveland Browns, Oct 02, 2022 ...1 more at 8. | Interceptions | 1 at Pittsburgh Steelers, Dec 07, 2023 1 at Washington Commanders, Nov 27, 2022 ...2 more at 1. |
| Sacks | 1.0 vs. New Orleans Saints, Sep 11, 2022 | Interception Return Yards | 66 at Carolina Panthers, Dec 12, 2021 |
| Passes Defensed | 2 at Washington Commanders, Nov 27, 2022 2 vs. Chicago Bears, Nov 20, 2022 | Special Teams Tackles | 2 vs. Denver Broncos, Nov 08, 2020 1 at Buffalo Bills, Jan 02, 2022 ...10 more at 1. |
| Forced Fumbles | 1 vs. New Orleans Saints, Sep 11, 2022 1 vs. Chicago Bears, Sep 27, 2020 | Longest Opp Fumble Return | 4 at Tampa Bay Buccaneers, Sep 19, 2021 |
| Fumble Recoveries | 1 at Tampa Bay Buccaneers, Sep 19, 2021 | | |

2023 GAME-BY-GAME REGULAR-SEASON STATISTICS (RAIDERS/STEELERS)

| DATE | OPPONENT | P/S | TACKLES | | | | | | | INTERCEPTIONS | | | | | O. FUMB | | | ST | | MISC | | W/L | SCORE | | | | | |
|--------------------------------|-------------|-----|----------------|---|---|-----|-----|-----|-----|---------------|----|-----|----|----|---------|----|----|----|-----|------|---|-----|-------|---|----|----|-----|-------|
| | | | TK | S | A | SK | YDS | TFL | YDS | QBH | NO | YDS | LG | TD | PD | FF | FR | TD | YDS | TK | S | | | A | FF | FR | S | A |
| 09/10 | at Broncos | | NOT ON ROSTER | | | | | | | | | | | | | | | | | | | | | | | | W | 17-16 |
| 09/17 | at Bills | | NOT ON ROSTER | | | | | | | | | | | | | | | | | | | | | | | | L | 10-38 |
| 09/24 | Steelers | | PRACTICE SQUAD | | | | | | | | | | | | | | | | | | | | | | | | L | 18-23 |
| 10/01 | at Chargers | | PRACTICE SQUAD | | | | | | | | | | | | | | | | | | | | | | | | L | 17-24 |
| 10/09 | Packers | | PRACTICE SQUAD | | | | | | | | | | | | | | | | | | | | | | | | W | 17-13 |
| 10/15 | Patriots | | PRACTICE SQUAD | | | | | | | | | | | | | | | | | | | | | | | | W | 21-17 |
| 10/22 | at Bears | | PRACTICE SQUAD | | | | | | | | | | | | | | | | | | | | | | | | L | 12-30 |
| Went from Raiders to Steelers. | | | | | | | | | | | | | | | | | | | | | | | | | | | | |
| 12/03 | Cardinals | S | 10 | 7 | 3 | 0.0 | 0.0 | 1 | 0 | 0 | 0 | 0 | 0 | 0 | 0 | 0 | 0 | 0 | 0 | 0 | 0 | 0 | 0 | 0 | 0 | 0 | 0 | 0 |
| 2023 TOTALS | | 1-1 | 10 | 7 | 3 | 0.0 | 0.0 | 1 | 0 | 0 | 0 | 0 | 0 | 0 | 0 | 0 | 0 | 0 | 0 | 0 | 0 | 0 | 0 | 0 | 0 | 0 | 3-5 | |

2022 GAME-BY-GAME REGULAR-SEASON STATISTICS (FALCONS)

| DATE | OPPONENT | P/S | TACKLES | | | | | | | INTERCEPTIONS | | | | O. FUMB | | | ST | | | | MISC | | W/L | SCORE | | | |
|--------------------|---------------|--------------|------------|-----------|-----------|------------|------------|----------|-----------|---------------|----------|-----------|-----------|----------|----------|----------|----------|----------|----------|----------|----------|----------|----------|----------|-------------|-------|-------|
| | | | TK | S | A | SK | YDS | TFL | YDS | QBH | NO | YDS | LG | TD | PD | FF | FR | TD | YDS | TK | S | A | | | FF | FR | S |
| 09/11 | Saints | S | 6 | 4 | 2 | 1.0 | 9.0 | 2 | 19 | 1 | 0 | 0 | 0 | 0 | 1 | 0 | 0 | 0 | 0 | 0 | 0 | 0 | 0 | 0 | 0 | L | 26-27 |
| 09/18 | at Rams | S | 7 | 5 | 2 | 0.0 | 0.0 | 0 | 0 | 0 | 1 | 21 | 21 | 0 | 1 | 0 | 0 | 0 | 0 | 0 | 0 | 0 | 0 | 0 | 0 | L | 27-31 |
| 09/25 | at Seahawks | S | 9 | 8 | 1 | 0.0 | 0.0 | 0 | 0 | 0 | 0 | 0 | 0 | 1 | 0 | 0 | 0 | 0 | 0 | 0 | 0 | 0 | 0 | 0 | W | 27-23 | |
| 10/02 | Browns | S | 11 | 8 | 3 | 0.0 | 0.0 | 0 | 0 | 0 | 0 | 0 | 0 | 0 | 0 | 0 | 0 | 0 | 0 | 0 | 0 | 0 | 0 | 0 | W | 23-20 | |
| 10/09 | at Buccaneers | S | 11 | 6 | 5 | 0.0 | 0.0 | 0 | 0 | 0 | 0 | 0 | 0 | 0 | 0 | 0 | 0 | 0 | 0 | 0 | 0 | 0 | 0 | 0 | L | 15-21 | |
| 10/16 | 49ers | | | | | | | | | | | | | | | | | | | | | | | | W | 28-14 | |
| 10/23 | at Bengals | S | 4 | 0 | 4 | 0.0 | 0.0 | 0 | 0 | 0 | 0 | 0 | 0 | 0 | 0 | 0 | 0 | 0 | 0 | 0 | 0 | 0 | 0 | 0 | L | 17-35 | |
| 10/30 | Panthers | S | 11 | 8 | 3 | 0.0 | 0.0 | 1 | 1 | 0 | 0 | 0 | 0 | 0 | 0 | 0 | 0 | 0 | 0 | 0 | 0 | 0 | 0 | 0 | W | 37-34 | |
| 11/06 | Chargers | S | 9 | 4 | 5 | 0.0 | 0.0 | 0 | 0 | 0 | 0 | 0 | 0 | 0 | 0 | 0 | 0 | 0 | 0 | 0 | 0 | 0 | 0 | 0 | L | 17-20 | |
| 11/10 | at Panthers | S | 8 | 5 | 3 | 0.0 | 0.0 | 0 | 0 | 0 | 0 | 0 | 0 | 0 | 0 | 0 | 0 | 0 | 0 | 0 | 0 | 0 | 0 | 0 | L | 15-25 | |
| 11/20 | Bears | S | 8 | 3 | 5 | 0.0 | 0.0 | 1 | 3 | 0 | 0 | 0 | 0 | 0 | 2 | 0 | 0 | 0 | 0 | 0 | 0 | 0 | 0 | 0 | W | 27-24 | |
| 11/27 | at Commanders | S | 9 | 1 | 8 | 0.0 | 0.0 | 0 | 0 | 0 | 1 | 12 | 12 | 0 | 2 | 0 | 0 | 0 | 0 | 0 | 0 | 0 | 0 | 0 | L | 13-19 | |
| 12/04 | Steelers | S | 8 | 2 | 6 | 0.0 | 0.0 | 0 | 0 | 0 | 0 | 0 | 0 | 0 | 0 | 0 | 0 | 0 | 0 | 0 | 0 | 0 | 0 | 0 | L | 16-19 | |
| 12/18 | at Saints | P | 3 | 0 | 3 | 0.0 | 0.0 | 0 | 0 | 0 | 0 | 0 | 0 | 0 | 0 | 0 | 0 | 0 | 0 | 0 | 0 | 0 | 0 | 0 | L | 18-21 | |
| 12/24 | at Ravens | P | 1 | 1 | 0 | 0.0 | 0.0 | 0 | 0 | 0 | 0 | 0 | 0 | 0 | 0 | 0 | 0 | 0 | 0 | 0 | 0 | 0 | 0 | 0 | L | 9-17 | |
| 01/01 | Cardinals | P | 1 | 1 | 0 | 0.0 | 0.0 | 0 | 0 | 0 | 0 | 0 | 0 | 0 | 0 | 0 | 0 | 0 | 0 | 0 | 0 | 0 | 0 | 0 | W | 20-19 | |
| 01/08 | Buccaneers | P | 1 | 0 | 1 | 0.0 | 0.0 | 0 | 0 | 0 | 0 | 0 | 0 | 0 | 0 | 0 | 0 | 0 | 0 | 0 | 0 | 0 | 0 | 0 | W | 30-17 | |
| 2022 TOTALS | | 16-12 | 107 | 56 | 51 | 1.0 | 9.0 | 4 | 23 | 1 | 2 | 33 | 21 | 0 | 6 | 1 | 0 | 0 | 0 | 0 | 0 | 0 | 0 | 0 | 7-10 | | |

+ - Overtime

2021 GAME-BY-GAME REGULAR-SEASON STATISTICS (FALCONS)

| DATE | OPPONENT | P/S | TACKLES | | | | | | | INTERCEPTIONS | | | | O. FUMB | | | ST | | | | MISC | | W/L | SCORE | | |
|--------------------|---------------|-------------|-----------|-----------|-----------|------------|------------|----------|----------|---------------|----------|-----------|-----------|----------|----------|----------|----------|----------|----------|----------|----------|----------|----------|----------|-------------|-------|
| | | | TK | S | A | SK | YDS | TFL | YDS | QBH | NO | YDS | LG | TD | PD | FF | FR | TD | YDS | TK | S | A | | | FF | FR |
| 09/12 | Eagles | P | 1 | 0 | 1 | 0.0 | 0.0 | 0 | 0 | 0 | 0 | 0 | 0 | 0 | 0 | 0 | 0 | 0 | 1 | 0 | 1 | 0 | 0 | 0 | L | 6-32 |
| 09/19 | at Buccaneers | P | 1 | 0 | 1 | 0.0 | 0.0 | 0 | 0 | 0 | 0 | 0 | 0 | 0 | 0 | 1 | 0 | 0 | 4 | 1 | 1 | 0 | 0 | 0 | L | 25-48 |
| 09/26 | at Giants | P | 0 | 0 | 0 | 0.0 | 0.0 | 0 | 0 | 0 | 0 | 0 | 0 | 1 | 0 | 0 | 0 | 0 | 0 | 1 | 0 | 1 | 0 | 0 | W | 17-14 |
| 10/03 | Football Team | P | 0 | 0 | 0 | 0.0 | 0.0 | 0 | 0 | 0 | 0 | 0 | 0 | 0 | 0 | 0 | 0 | 0 | 0 | 1 | 0 | 1 | 0 | 0 | L | 30-34 |
| 10/10 | Jets | P | 0 | 0 | 0 | 0.0 | 0.0 | 0 | 0 | 0 | 0 | 0 | 0 | 0 | 0 | 0 | 0 | 0 | 0 | 0 | 0 | 0 | 0 | 0 | W | 27-20 |
| 10/24 | at Dolphins | P | 0 | 0 | 0 | 0.0 | 0.0 | 0 | 0 | 0 | 0 | 0 | 0 | 0 | 0 | 0 | 0 | 0 | 0 | 0 | 0 | 0 | 0 | 0 | W | 30-28 |
| 10/31 | Panthers | P | 0 | 0 | 0 | 0.0 | 0.0 | 0 | 0 | 0 | 0 | 0 | 0 | 0 | 0 | 0 | 0 | 0 | 0 | 0 | 0 | 0 | 0 | 0 | L | 13-19 |
| 11/07 | at Saints | P | 1 | 0 | 1 | 0.0 | 0.0 | 0 | 0 | 0 | 0 | 0 | 0 | 0 | 0 | 0 | 0 | 0 | 0 | 0 | 0 | 0 | 0 | 0 | W | 27-25 |
| 11/14 | at Cowboys | P | 2 | 2 | 0 | 0.0 | 0.0 | 0 | 0 | 0 | 0 | 0 | 0 | 0 | 0 | 0 | 0 | 0 | 0 | 0 | 0 | 0 | 0 | 0 | L | 3-43 |
| 11/18 | Patriots | P | 1 | 0 | 1 | 0.0 | 0.0 | 0 | 0 | 0 | 0 | 0 | 0 | 0 | 0 | 0 | 0 | 0 | 0 | 1 | 0 | 1 | 0 | 0 | L | 0-25 |
| 11/28 | at Jaguars | S | 11 | 6 | 5 | 0.0 | 0.0 | 0 | 1 | 0 | 0 | 0 | 0 | 0 | 1 | 0 | 0 | 0 | 0 | 1 | 0 | 1 | 0 | 0 | W | 21-14 |
| 12/05 | Buccaneers | P | 0 | 0 | 0 | 0.0 | 0.0 | 0 | 0 | 0 | 0 | 0 | 0 | 0 | 0 | 0 | 0 | 0 | 0 | 0 | 0 | 0 | 0 | 0 | L | 17-30 |
| 12/12 | at Panthers | P | 0 | 0 | 0 | 0.0 | 0.0 | 0 | 0 | 0 | 1 | 66 | 66 | 1 | 1 | 0 | 0 | 0 | 0 | 0 | 0 | 0 | 0 | 0 | W | 29-21 |
| 12/19 | at 49ers | P | 0 | 0 | 0 | 0.0 | 0.0 | 0 | 0 | 0 | 0 | 0 | 0 | 0 | 0 | 0 | 0 | 0 | 0 | 0 | 0 | 0 | 0 | 0 | L | 13-31 |
| 12/26 | Lions | P | 5 | 4 | 1 | 0.0 | 0.0 | 0 | 0 | 0 | 0 | 0 | 0 | 0 | 0 | 0 | 0 | 0 | 0 | 0 | 0 | 0 | 0 | 0 | W | 20-16 |
| 01/02 | at Bills | S | 1 | 1 | 0 | 0.0 | 0.0 | 0 | 0 | 0 | 0 | 0 | 0 | 1 | 0 | 0 | 0 | 0 | 0 | 1 | 0 | 0 | 0 | 0 | L | 15-29 |
| 01/09 | Saints | P | 5 | 2 | 3 | 0.0 | 0.0 | 0 | 0 | 0 | 0 | 0 | 0 | 0 | 0 | 0 | 0 | 0 | 0 | 0 | 0 | 0 | 0 | 0 | L | 20-30 |
| 2021 TOTALS | | 17-2 | 28 | 15 | 13 | 0.0 | 0.0 | 0 | 0 | 1 | 1 | 66 | 66 | 1 | 4 | 0 | 1 | 0 | 4 | 7 | 2 | 5 | 0 | 0 | 7-10 | |

2020 GAME-BY-GAME REGULAR-SEASON STATISTICS (FALCONS)

| DATE | OPPONENT | P/S | TACKLES | | | | | | | INTERCEPTIONS | | | | O. FUMB | | | ST | | | | MISC | | W/L | SCORE | | |
|--------------------|---------------|-------------|-----------|-----------|-----------|------------|------------|----------|----------|---------------|----------|----------|----------|----------|----------|----------|----------|----------|----------|----------|----------|----------|----------|----------|-------------|-------|
| | | | TK | S | A | SK | YDS | TFL | YDS | QBH | NO | YDS | LG | TD | PD | FF | FR | TD | YDS | TK | S | A | | | FF | FR |
| 09/13 | Seahawks | P | 3 | 1 | 2 | 0.0 | 0.0 | 0 | 0 | 0 | 0 | 0 | 0 | 0 | 0 | 0 | 0 | 0 | 0 | 0 | 0 | 0 | 0 | 0 | L | 25-38 |
| 09/20 | at Cowboys | P | 6 | 3 | 3 | 0.0 | 0.0 | 0 | 0 | 0 | 0 | 0 | 0 | 0 | 0 | 0 | 0 | 0 | 0 | 0 | 0 | 0 | 0 | 0 | L | 39-40 |
| 09/27 | Bears | S | 8 | 6 | 2 | 0.0 | 0.0 | 1 | 7 | 1 | 0 | 0 | 0 | 0 | 1 | 0 | 0 | 0 | 0 | 0 | 0 | 0 | 0 | 0 | L | 26-30 |
| 10/05 | at Packers | S | 2 | 2 | 0 | 0.0 | 0.0 | 0 | 0 | 0 | 0 | 0 | 0 | 0 | 0 | 0 | 0 | 0 | 0 | 0 | 0 | 0 | 0 | 0 | L | 16-30 |
| 10/11 | Panthers | P | 1 | 0 | 1 | 0.0 | 0.0 | 0 | 0 | 0 | 0 | 0 | 0 | 0 | 0 | 0 | 0 | 0 | 0 | 0 | 0 | 0 | 0 | 0 | L | 16-23 |
| 10/18 | at Vikings | S | 0 | 0 | 0 | 0.0 | 0.0 | 0 | 1 | 0 | 0 | 0 | 0 | 0 | 0 | 0 | 0 | 0 | 0 | 0 | 0 | 0 | 0 | 0 | W | 40-23 |
| 10/25 | Lions | P | 3 | 2 | 1 | 0.0 | 0.0 | 0 | 0 | 0 | 0 | 0 | 0 | 0 | 0 | 0 | 0 | 0 | 0 | 0 | 0 | 0 | 0 | 0 | L | 22-23 |
| 10/29 | at Panthers | P | 0 | 0 | 0 | 0.0 | 0.0 | 0 | 0 | 0 | 0 | 0 | 0 | 0 | 0 | 0 | 0 | 0 | 0 | 0 | 0 | 0 | 0 | 0 | W | 25-17 |
| 11/08 | Broncos | P | 1 | 1 | 0 | 0.0 | 0.0 | 0 | 0 | 0 | 0 | 0 | 0 | 0 | 0 | 0 | 0 | 0 | 0 | 2 | 2 | 0 | 0 | 0 | W | 34-27 |
| 11/22 | at Saints | S | 2 | 2 | 0 | 0.0 | 0.0 | 0 | 0 | 0 | 0 | 0 | 0 | 1 | 0 | 0 | 0 | 0 | 0 | 0 | 0 | 0 | 0 | 0 | L | 9-24 |
| 11/29 | Raiders | S | 0 | 0 | 0 | 0.0 | 0.0 | 0 | 0 | 0 | 0 | 0 | 0 | 0 | 0 | 0 | 0 | 0 | 0 | 0 | 0 | 0 | 0 | 0 | W | 43-6 |
| 12/06 | Saints | S | 4 | 3 | 1 | 0.0 | 0.0 | 0 | 0 | 0 | 0 | 0 | 0 | 0 | 0 | 0 | 0 | 0 | 0 | 1 | 1 | 0 | 0 | 0 | L | 16-21 |
| 12/13 | at Chargers | P | 4 | 4 | 0 | 0.0 | 0.0 | 0 | 0 | 0 | 0 | 0 | 0 | 0 | 0 | 0 | 0 | 0 | 0 | 1 | 1 | 0 | 0 | 0 | L | 17-20 |
| 12/20 | Buccaneers | P | 0 | 0 | 0 | 0.0 | 0.0 | 0 | 0 | 0 | 0 | 0 | 0 | 0 | 0 | 0 | 0 | 0 | 0 | 1 | 1 | 0 | 0 | 0 | L | 27-31 |
| 12/27 | at Chiefs | P | 3 | 1 | 2 | 0.0 | 0.0 | 0 | 0 | 0 | 0 | 0 | 0 | 0 | 0 | 0 | 0 | 0 | 0 | 1 | 1 | 0 | 0 | 0 | L | 14-17 |
| 01/03 | at Buccaneers | P | 2 | 1 | 1 | 0.0 | 0.0 | 0 | 0 | 0 | 0 | 0 | 0 | 0 | 0 | 0 | 0 | 0 | 0 | 0 | 0 | 0 | 0 | 0 | L | 27-44 |
| 2020 TOTALS | | 16-6 | 39 | 26 | 13 | 0.0 | 0.0 | 1 | 7 | 2 | 0 | 0 | 0 | 0 | 1 | 1 | 0 | 0 | 0 | 6 | 5 | 1 | 0 | 0 | 4-12 | |

29

CORNERBACK

LEVI WALLACE
Let's give him the pieces

HEIGHT: 6-0
WEIGHT: 179
BORN: June 12, 1995
COLLEGE: Alabama

BIRTHPLACE: Tucson, AZ
HOW ACQUIRED: FA '22
NFL EXPERIENCE: 6th year

PRO CAREER

- ✦ Has played in 67 games (61 starts) over his four-year NFL career (Buffalo 2018-21; Pittsburgh 2022)
- ✦ Has registered 267 tackles (204 solo), 43 passes defended, seven tackles for loss, 10 interceptions and one fumble recovery
- ✦ His 61 starts as an undrafted free agent rank ninth among cornerbacks and 22nd among defensive backs in the League since 2011
- ✦ Tied for second in games started by an undrafted free agent over a five year span since 2011 (CB Brandon Browner, 61, 2011-15; DT Poona Ford, 64, 2018-22)
- ✦ Tied for 14th in games started by undrafted free agents over the first five years of their career since 2011
- ✦ Made NFL debut in Week 1 of 2018 (at N.Y. Jets)
- ✦ Made NFL starting debut in Week 1 of 2018 (at N.Y. Jets)

2022 (STEELERS)

- ✦ Played in 15 regular-season games (nine starts)
- ✦ Registered 48 tackles (33 solo) and 13 passes defended (second-most on the team)
- ✦ Caught a career-best four interceptions to rank second on the team, tied-11th overall in the NFL and tied-fifth in the NFL among cornerbacks
- ✦ Recorded his first interception of the season against his former team when he picked off QB Josh Allen in Week 5 at Buffalo
- ✦ Caught interceptions in back-to-back games for the first time with one a piece in Week 10 vs. New Orleans and Week 12 vs. Cincinnati
- ✦ Tied his career-high three passes defended in a single game in Week 10 vs. New Orleans
- ✦ Picked off QB Deshaun Watson in the second quarter in Week 18 vs. Cleveland

2021 (BILLS)

- ✦ Played in and started all 17 regular-season games
- ✦ Led Buffalo with 10 passes defended and ranked third on the Bills with two interceptions
- ✦ Registered a career-best three takeaways (added a fumble recovery)
- ✦ Recorded 58 tackles (47 solo) and one TFL
- ✦ Registered his first career postseason interception (vs. New England, Jan. 15, 2022)

2020 (BILLS)

- ✦ Played in and started 12 regular-season games
- ✦ Recorded 48 tackles (34 solo), one TFL, one quarterback hit, two interceptions and eight passes defended
- ✦ Posted first career sack (Lamar Jackson) in playoff game vs. Baltimore (Jan. 16, 2021)
- ✦ Sealed victory at Pittsburgh (Dec. 13, 2020) with a fourth quarter interception
- ✦ Registered a career-high 10 tackles at San Francisco (Dec. 7)
- ✦ Collected a career-best three passes defended vs. Pittsburgh (Dec. 13)

2019 (BILLS)

- ✦ Played in and started all 16 regular-season games
- ✦ Recorded a career-best 76 tackles (66 solo), a career-high four TFL, two interceptions and nine passes defended
- ✦ Registered his first career interception in the final seconds of a 17-10 victory at Pittsburgh (Dec. 15, 2019)
- ✦ Picked off QB Sam Darnold in Week 17 vs. New York Jets for his second interception of the season

2018 (BILLS)

- ✦ Played in and started seven regular-season games after spending the first few weeks of the season on the practice squad
- ✦ Recorded 37 tackles (24 solo), one tackle for loss, one quarterback hit and three passes defended

TRANSACTIONS

- ✦ Signed a two-year contract with Pittsburgh on Mar. 15, 2022
- ✦ Signed a one-year contract with Buffalo on Mar. 17, 2021
- ✦ Signed a one-year contract with the Bills on Mar. 10, 2020
- ✦ Promoted to the Buffalo active roster on Nov. 6, 2018
- ✦ Signed to the Bills practice squad on Sept. 3, 2018
- ✦ Waived by Buffalo on Sept. 1, 2018
- ✦ Signed with the Bills as an undrafted free agent on May 1, 2018

COLLEGE

- ✦ A former walk-on at Alabama, Wallace not only earned a scholarship with the Crimson Tide but also a starting role on their National Championship squad in 2017 (alongside current Steelers' safety Minkah Fitzpatrick)
- ✦ Played in 25 games for Alabama and registered 59 tackles, 38 solo, 4.5 TFL, 2.0 sacks, three interceptions and 20 passes defended
- ✦ Registered 48 tackles, including 4.5 tackles for loss (-22 yards) and two sacks (-18 yards) as a senior in 2017
- ✦ Paced the Tide in pass breakups with 15 and led the SEC in passes defended with 18 in 2017
- ✦ Finished 21st nationally in passes defended and was selected as a semifinalist for the Jim Thorpe Award, joining teammate Minkah Fitzpatrick on the list
- ✦ Tied for second on the team in interceptions with three, one of which he returned for a touchdown, in 2017
- ✦ Tabbed a Second Team All-SEC honoree by the Associated Press in 2017

PERSONAL

- ✦ Attended Tucson High School (Tucson, Ariz.)
- ✦ Son of Wendy and the late Walter Wallace, he has a younger brother, Lawrence
- ✦ In 2020 offseason, teamed up with the American Cancer Society to raise money and aware during a live stream event of him playing Fortnite with former Bills and Alabama teammates
- ✦ Lost an aunt to breast cancer and grandfather to prostate cancer
- ✦ Earned his degree in business with a sales certification

COMMUNITY

- ✦ Hosted a youth football camp and combine during the 2023 offseason
- ✦ Donated daycare supplies to a local Pittsburgh daycare during the 2023 offseason
- ✦ Visited the daycare to assemble the donations and spend time with the children
- ✦ Hosts a golf tournament to raise funds for his foundation
- ✦ Volunteered at Buffalo City Mission, a shelter that provides shelter, hot meals, counseling and recuperative care to the homeless by serving meals.
- ✦ Reads to children at daycares and centers
- ✦ Levi Wallace Foundation: Helping to bridge the gap in marginalized communities by providing the youth with impactful opportunities, resources, and programs that will not only maximize their potential, but directly highlight their growth

REGULAR SEASON COMPARISON: DEFENSIVE - BUFFALO BILLS

| DATE | OPP | W/L | GP/GS | TACKLES | | | | | ASST | SACK | YDS. | INT | TFL | PD | QBH | TD | MISC | | |
|---------------|-----------|-----|-------|---------|------|---|-----|-----|------|------|------|-----|-----|----|-----|----|------|----|--|
| | | | | TOT | SOLO | S | A | FF | | | | | | | | | FR | FR | |
| 10/9/22 | PIT @ BUF | L | S | 3 | 2 | 1 | 0.0 | 0.0 | 0.0 | 0.0 | 1 | 0 | 2 | 0 | 0 | 0 | 0 | 0 | |
| TOTALS | | 0/1 | 1/1 | 3 | 2 | 1 | 0.0 | 0.0 | 0.0 | 1 | 0 | 2 | 0 | 0 | 0 | 0 | 0 | 0 | |

LEVI WALLACE'S NFL REGULAR SEASON DEFENSIVE STATISTICS

| DATE | TEAM | GP | GS | TACKLES | | | | | YDS | QBH | INTERCEPTIONS | | | | PD | O. FUMB | | | ST | | | MISC | | | | | | | |
|-------------------|----------|----|----|---------|-----|----|-----|-----|-----|-----|---------------|----|-----|----|----|---------|----|----|----|-----|----|------|---|----|----|---|---|---|---|
| | | | | TK | S | A | TFL | YDS | | | SK | NO | YDS | LG | | TD | FF | FR | TD | YDS | TK | S | A | FF | FR | S | A | | |
| 2018 | Bills | 7 | 7 | 37 | 24 | 13 | 1 | 1 | 0.0 | 0.0 | 1 | 0 | 0 | 0 | 0 | 3 | 0 | 0 | 0 | 0 | 0 | 0 | 0 | 0 | 0 | 0 | 0 | 0 | |
| 2019 | Bills | 16 | 16 | 76 | 66 | 10 | 4 | 4 | 0.0 | 0.0 | 0 | 2 | 2 | 0 | 9 | 0 | 0 | 0 | 0 | 0 | 0 | 0 | 0 | 0 | 0 | 0 | 0 | 0 | |
| 2020 | Bills | 12 | 12 | 48 | 34 | 14 | 1 | 2 | 0.0 | 0.0 | 1 | 2 | 0 | 0 | 8 | 0 | 0 | 0 | 0 | 0 | 0 | 0 | 0 | 0 | 0 | 0 | 0 | 0 | |
| 2021 | Bills | 17 | 17 | 58 | 47 | 11 | 1 | 4 | 0.0 | 0.0 | 0 | 2 | 29 | 15 | 10 | 1 | 0 | 0 | 0 | 0 | 0 | 0 | 0 | 0 | 0 | 0 | 0 | 0 | |
| 2022 | Steelers | 15 | 9 | 48 | 33 | 15 | 0 | 0 | 0.0 | 0.0 | 0 | 4 | 6 | 3 | 13 | 0 | 0 | 0 | 0 | 0 | 0 | 0 | 0 | 0 | 0 | 0 | 0 | 0 | |
| 2023 | Steelers | 16 | 9 | 38 | 32 | 6 | 0 | 0 | 0.0 | 0.0 | 0 | 2 | 0 | 0 | 11 | 0 | 0 | 0 | 0 | 0 | 0 | 0 | 0 | 0 | 0 | 0 | 0 | 0 | |
| NFL TOTALS | | 83 | 70 | 305 | 236 | 69 | 7 | 11 | 0.0 | 0.0 | 2 | 12 | 37 | 15 | 54 | 0 | 1 | 0 | 0 | 0 | 0 | 0 | 0 | 0 | 0 | 0 | 0 | 0 | 0 |

LEVI WALLACE'S NFL POSTSEASON DEFENSIVE STATISTICS

| DATE | TEAM | GP | GS | TACKLES | | | | | YDS | QBH | INTERCEPTIONS | | | | PD | O. FUMB | | | ST | | | MISC | | | | | | | |
|-------------------|-------|----|----|---------|----|---|-----|-----|-----|------|---------------|----|-----|----|----|---------|----|----|----|-----|----|------|---|----|----|---|---|---|---|
| | | | | TK | S | A | TFL | YDS | | | SK | NO | YDS | LG | | TD | FF | FR | TD | YDS | TK | S | A | FF | FR | S | A | | |
| 2019 | Bills | 0 | 0 | 0 | 0 | 0 | 0 | 0 | 0.0 | 0.0 | 0 | 0 | 0 | 0 | 0 | 0 | 0 | 0 | 0 | 0 | 0 | 0 | 0 | 0 | 0 | 0 | 0 | 0 | |
| 2020 | Bills | 3 | 3 | 12 | 8 | 4 | 2 | 11 | 1.0 | 11.0 | 1 | 0 | 0 | 0 | 0 | 1 | 0 | 0 | 0 | 0 | 0 | 0 | 0 | 0 | 0 | 0 | 0 | 0 | 0 |
| 2021 | Bills | 2 | 2 | 11 | 8 | 3 | 1 | 2 | 0.0 | 0.0 | 0 | 1 | 0 | 0 | 1 | 0 | 0 | 0 | 0 | 0 | 0 | 0 | 0 | 0 | 0 | 0 | 0 | 0 | 0 |
| NFL TOTALS | | 5 | 5 | 23 | 16 | 7 | 3 | 13 | 1.0 | 11.0 | 1 | 1 | 0 | 0 | 1 | 1 | 0 | 0 | 0 | 0 | 0 | 0 | 0 | 0 | 0 | 0 | 0 | 0 | 0 |

SINGLE-GAME HIGHS: DEFENSIVE

| | | | |
|--------------------------|---|----------------------------------|---|
| Total Tackles | 10 at San Francisco 49ers, Dec 07, 2020 10 at Miami Dolphins, Sep 20, 2020 8 at New York Giants, Sep 15, 2019 | Tackles For Loss | 1 at Jacksonville Jaguars, Nov 07, 2021 1 vs. New York Jets, Sep 13, 2020 ...5 more at 1. |
| Solo Tackles | 7 at San Francisco 49ers, Dec 07, 2020 ...3 more at 7. | Interceptions | 2 at Las Vegas Raiders, Sep 24, 2023 1 vs. Cleveland Browns, Jan 08, 2023 ...9 more at 1. |
| Passes Defensed | 4 at Las Vegas Raiders, Sep 24, 2023 3 vs. New Orleans Saints, Nov 13, 2022 ...1 more at 3. | Interception Return Yards | 15 at New York Jets, Nov 14, 2021 14 at Miami Dolphins, Sep 19, 2021 |
| Fumble Recoveries | 1 at Jacksonville Jaguars, Nov 07, 2021 | | |

SINGLE-GAME HIGHS - POSTSEASON: DEFENSIVE

| | | | |
|------------------------|--|-------------------------|--|
| Total Tackles | 6 at Kansas City Chiefs, Jan 23, 2022 6 vs. Baltimore Ravens, Jan 16, 2021 5 vs. New England Patriots, Jan 15, 2022 3 at Kansas City Chiefs, Jan 24, 2021 3 vs. Indianapolis Colts, Jan 09, 2021 | Forced Fumbles | 1 vs. Indianapolis Colts, Jan 09, 2021 1 at Kansas City Chiefs, Jan 23, 2022 |
| Solo Tackles | 4 at Kansas City Chiefs, Jan 23, 2022 4 vs. New England Patriots, Jan 15, 2022 3 vs. Baltimore Ravens, Jan 16, 2021 3 vs. Indianapolis Colts, Jan 09, 2021 2 at Kansas City Chiefs, Jan 24, 2021 | Tackles For Loss | 1 vs. Baltimore Ravens, Jan 16, 2021 1 vs. Indianapolis Colts, Jan 09, 2021 1 vs. New England Patriots, Jan 15, 2022 |
| Sacks | 1.0 vs. Baltimore Ravens, Jan 16, 2021 | Interceptions | |
| Passes Defensed | 1 vs. New England Patriots, Jan 15, 2022 | | |

2023 GAME-BY-GAME REGULAR-SEASON STATISTICS (STEELERS)

| DATE | OPPONENT | P/S | TACKLES | | | | | INTERCEPTIONS | | | | O. FUMB | | | | ST | | | | MISC | | W/L | SCORE | | | | |
|-------------|-------------|------|------------------|----|---|-----|-----|---------------|-----|-----|----|---------|----|----|----|----|----|----|-----|------|---|-----|-------|---|----|------|-------|
| | | | TK | S | A | SK | YDS | TFL | YDS | QBH | NO | YDS | LG | TD | PD | FF | FR | TD | YDS | TK | S | | | A | FF | FR | S |
| 09/10 | 49ers | S | 3 | 2 | 1 | 0.0 | 0.0 | 0 | 0 | 0 | 0 | 0 | 0 | 0 | 0 | 0 | 0 | 0 | 0 | 0 | 0 | 0 | 0 | 0 | 0 | L | 7-30 |
| 09/18 | Browns | P | 5 | 5 | 0 | 0.0 | 0.0 | 0 | 0 | 0 | 0 | 0 | 0 | 0 | 0 | 0 | 0 | 0 | 0 | 0 | 0 | 0 | 0 | 0 | 0 | W | 26-22 |
| 09/24 | at Raiders | S | 6 | 4 | 2 | 0.0 | 0.0 | 0 | 0 | 0 | 2 | 0 | 0 | 0 | 0 | 0 | 0 | 0 | 0 | 0 | 0 | 0 | 0 | 0 | 0 | W | 23-18 |
| 10/01 | at Texans | S | 4 | 4 | 0 | 0.0 | 0.0 | 0 | 0 | 0 | 0 | 0 | 0 | 0 | 2 | 0 | 0 | 0 | 0 | 0 | 0 | 0 | 0 | 0 | 0 | L | 6-30 |
| 10/08 | Ravens | S | 3 | 3 | 0 | 0.0 | 0.0 | 0 | 0 | 0 | 0 | 0 | 0 | 0 | 1 | 0 | 0 | 0 | 0 | 0 | 0 | 0 | 0 | 0 | 0 | W | 17-10 |
| 10/22 | at Rams | S | 3 | 0 | 3 | 0.0 | 0.0 | 0 | 0 | 0 | 0 | 0 | 0 | 0 | 0 | 0 | 0 | 0 | 0 | 0 | 0 | 0 | 0 | 0 | 0 | W | 24-17 |
| 10/29 | Jaguars | | ON INACTIVE LIST | | | | | | | | | | | | | | | | | | | | | | | | |
| 11/02 | Titans | P | 0 | 0 | 0 | 0.0 | 0.0 | 0 | 0 | 0 | 0 | 0 | 0 | 2 | 0 | 0 | 0 | 0 | 0 | 0 | 0 | 0 | 0 | 0 | 0 | W | 20-16 |
| 11/12 | Packers | P | 1 | 1 | 0 | 0.0 | 0.0 | 0 | 0 | 0 | 0 | 0 | 0 | 0 | 0 | 0 | 0 | 0 | 0 | 0 | 0 | 0 | 0 | 0 | 0 | W | 23-19 |
| 11/19 | at Browns | S | 0 | 0 | 0 | 0.0 | 0.0 | 0 | 0 | 0 | 0 | 0 | 0 | 0 | 0 | 0 | 0 | 0 | 0 | 0 | 0 | 0 | 0 | 0 | 0 | L | 10-13 |
| 11/26 | at Bengals | P | 0 | 0 | 0 | 0.0 | 0.0 | 0 | 0 | 0 | 0 | 0 | 0 | 1 | 0 | 0 | 0 | 0 | 0 | 0 | 0 | 0 | 0 | 0 | 0 | W | 16-10 |
| 12/03 | Cardinals | P | 2 | 2 | 0 | 0.0 | 0.0 | 0 | 0 | 0 | 0 | 0 | 0 | 0 | 0 | 0 | 0 | 0 | 0 | 0 | 0 | 0 | 0 | 0 | 0 | L | 10-24 |
| 12/07 | Patriots | P | 1 | 1 | 0 | 0.0 | 0.0 | 0 | 0 | 0 | 0 | 0 | 0 | 0 | 0 | 0 | 0 | 0 | 0 | 0 | 0 | 0 | 0 | 0 | 0 | L | 18-21 |
| 12/16 | at Colts | P | 3 | 3 | 0 | 0.0 | 0.0 | 0 | 0 | 0 | 0 | 0 | 0 | 0 | 0 | 0 | 0 | 0 | 0 | 0 | 0 | 0 | 0 | 0 | 0 | L | 13-30 |
| 12/23 | Bengals | S | 5 | 5 | 0 | 0.0 | 0.0 | 0 | 0 | 0 | 0 | 0 | 0 | 1 | 0 | 0 | 0 | 0 | 0 | 0 | 0 | 0 | 0 | 0 | 0 | W | 34-11 |
| 12/31 | at Seahawks | S | 1 | 1 | 0 | 0.0 | 0.0 | 0 | 0 | 0 | 0 | 0 | 0 | 0 | 0 | 0 | 0 | 0 | 0 | 0 | 0 | 0 | 0 | 0 | 0 | W | 30-23 |
| 01/06 | at Ravens | S | 1 | 1 | 0 | 0.0 | 0.0 | 0 | 0 | 0 | 0 | 0 | 0 | 0 | 0 | 0 | 0 | 0 | 0 | 0 | 0 | 0 | 0 | 0 | 0 | W | 17-10 |
| 2023 TOTALS | | 16-9 | 38 | 32 | 6 | 0.0 | 0.0 | 0 | 0 | 0 | 2 | 0 | 0 | 0 | 11 | 0 | 0 | 0 | 0 | 0 | 0 | 0 | 0 | 0 | 0 | 10-7 | |

2022 GAME-BY-GAME REGULAR-SEASON STATISTICS (STEELERS)

| DATE | OPPONENT | P/S | TACKLES | | | | | INTERCEPTIONS | | | | O. FUMB | | | | ST | | | | MISC | | W/L | SCORE | | | | | |
|-------------|-------------|------|------------------|----|----|-----|-----|---------------|-----|-----|----|---------|----|----|----|----|----|----|-----|------|---|-----|-------|---|----|----|-----|--------|
| | | | TK | S | A | SK | YDS | TFL | YDS | QBH | NO | YDS | LG | TD | PD | FF | FR | TD | YDS | TK | S | | | A | FF | FR | S | A |
| 09/11 | at Bengals | P | 3 | 2 | 1 | 0.0 | 0.0 | 0 | 0 | 0 | 0 | 0 | 0 | 0 | 1 | 0 | 0 | 0 | 0 | 0 | 0 | 0 | 0 | 0 | 0 | 0 | W | 23-20+ |
| 09/18 | Patriots | P | 1 | 1 | 0 | 0.0 | 0.0 | 0 | 0 | 0 | 0 | 0 | 0 | 0 | 0 | 0 | 0 | 0 | 0 | 0 | 0 | 0 | 0 | 0 | 0 | 0 | L | 14-17 |
| 09/22 | at Browns | P | 3 | 2 | 1 | 0.0 | 0.0 | 0 | 0 | 0 | 0 | 0 | 0 | 1 | 0 | 0 | 0 | 0 | 0 | 0 | 0 | 0 | 0 | 0 | 0 | 0 | L | 17-29 |
| 10/02 | Jets | S | 3 | 1 | 2 | 0.0 | 0.0 | 0 | 0 | 0 | 0 | 0 | 0 | 0 | 0 | 0 | 0 | 0 | 0 | 0 | 0 | 0 | 0 | 0 | 0 | 0 | L | 20-24 |
| 10/09 | at Bills | S | 3 | 2 | 1 | 0.0 | 0.0 | 0 | 0 | 0 | 1 | 0 | 0 | 0 | 2 | 0 | 0 | 0 | 0 | 0 | 0 | 0 | 0 | 0 | 0 | 0 | L | 3-38 |
| 10/16 | Buccaneers | | ON INACTIVE LIST | | | | | | | | | | | | | | | | | | | | | | | | | |
| 10/23 | at Dolphins | S | 3 | 2 | 1 | 0.0 | 0.0 | 0 | 0 | 0 | 0 | 0 | 0 | 0 | 0 | 0 | 0 | 0 | 0 | 0 | 0 | 0 | 0 | 0 | 0 | 0 | L | 10-16 |
| 10/30 | at Eagles | | ON INACTIVE LIST | | | | | | | | | | | | | | | | | | | | | | | | | |
| 11/13 | Saints | S | 5 | 5 | 0 | 0.0 | 0.0 | 0 | 0 | 0 | 1 | 0 | 0 | 0 | 3 | 0 | 0 | 0 | 0 | 0 | 0 | 0 | 0 | 0 | 0 | 0 | W | 20-10 |
| 11/20 | Bengals | S | 4 | 3 | 1 | 0.0 | 0.0 | 0 | 0 | 0 | 1 | 3 | 3 | 0 | 2 | 0 | 0 | 0 | 0 | 0 | 0 | 0 | 0 | 0 | 0 | 0 | L | 30-37 |
| 11/28 | at Colts | S | 5 | 3 | 2 | 0.0 | 0.0 | 0 | 0 | 0 | 0 | 0 | 0 | 0 | 2 | 0 | 0 | 0 | 0 | 0 | 0 | 0 | 0 | 0 | 0 | 0 | W | 24-17 |
| 12/04 | at Falcons | P | 6 | 3 | 3 | 0.0 | 0.0 | 0 | 0 | 0 | 0 | 0 | 0 | 0 | 0 | 0 | 0 | 0 | 0 | 0 | 0 | 0 | 0 | 0 | 0 | 0 | W | 19-16 |
| 12/11 | Ravens | P | 3 | 3 | 0 | 0.0 | 0.0 | 0 | 0 | 0 | 0 | 0 | 0 | 0 | 0 | 0 | 0 | 0 | 0 | 0 | 0 | 0 | 0 | 0 | 0 | 0 | L | 14-16 |
| 12/18 | at Panthers | S | 2 | 2 | 0 | 0.0 | 0.0 | 0 | 0 | 0 | 0 | 0 | 0 | 0 | 0 | 0 | 0 | 0 | 0 | 0 | 0 | 0 | 0 | 0 | 0 | 0 | W | 24-16 |
| 12/24 | Raiders | S | 3 | 2 | 1 | 0.0 | 0.0 | 0 | 0 | 0 | 0 | 0 | 0 | 0 | 1 | 0 | 0 | 0 | 0 | 0 | 0 | 0 | 0 | 0 | 0 | 0 | W | 13-10 |
| 01/01 | at Ravens | P | 3 | 2 | 1 | 0.0 | 0.0 | 0 | 0 | 0 | 0 | 0 | 0 | 0 | 0 | 0 | 0 | 0 | 0 | 0 | 0 | 0 | 0 | 0 | 0 | 0 | W | 16-13 |
| 01/08 | Browns | S | 1 | 0 | 1 | 0.0 | 0.0 | 0 | 0 | 0 | 1 | 3 | 3 | 0 | 1 | 0 | 0 | 0 | 0 | 0 | 0 | 0 | 0 | 0 | 0 | 0 | W | 28-14 |
| 2022 TOTALS | | 15-9 | 48 | 33 | 15 | 0.0 | 0.0 | 0 | 0 | 0 | 4 | 6 | 3 | 0 | 13 | 0 | 0 | 0 | 0 | 0 | 0 | 0 | 0 | 0 | 0 | 0 | 9-8 | |

+ - Overtime

2021 GAME-BY-GAME REGULAR-SEASON STATISTICS (BILLS)

| DATE | OPPONENT | P/S | TACKLES | | | | | INTERCEPTIONS | | | | O. FUMB | | | | ST | | | | MISC | | W/L | SCORE | | | | | |
|-------------|---------------|-------|---------|----|----|-----|-----|---------------|-----|-----|----|---------|----|----|----|----|----|----|-----|------|---|-----|-------|---|----|----|------|--------|
| | | | TK | S | A | SK | YDS | TFL | YDS | QBH | NO | YDS | LG | TD | PD | FF | FR | TD | YDS | TK | S | | | A | FF | FR | S | A |
| 09/12 | Steelers | S | 4 | 4 | 0 | 0.0 | 0.0 | 0 | 0 | 0 | 0 | 0 | 0 | 0 | 1 | 0 | 0 | 0 | 0 | 0 | 0 | 0 | 0 | 0 | 0 | 0 | L | 16-23 |
| 09/19 | at Dolphins | S | 2 | 2 | 0 | 0.0 | 0.0 | 0 | 0 | 0 | 1 | 14 | 14 | 0 | 2 | 0 | 0 | 0 | 0 | 0 | 0 | 0 | 0 | 0 | 0 | 0 | W | 35-0 |
| 09/26 | Football Team | S | 2 | 2 | 0 | 0.0 | 0.0 | 0 | 0 | 0 | 0 | 0 | 0 | 0 | 0 | 0 | 0 | 0 | 0 | 0 | 0 | 0 | 0 | 0 | 0 | 0 | W | 43-21 |
| 10/03 | Texans | S | 2 | 2 | 0 | 0.0 | 0.0 | 0 | 0 | 0 | 0 | 0 | 0 | 1 | 0 | 0 | 0 | 0 | 0 | 0 | 0 | 0 | 0 | 0 | 0 | 0 | W | 40-0 |
| 10/10 | at Chiefs | S | 6 | 5 | 1 | 0.0 | 0.0 | 0 | 0 | 0 | 0 | 0 | 0 | 0 | 0 | 0 | 0 | 0 | 0 | 0 | 0 | 0 | 0 | 0 | 0 | 0 | W | 38-20 |
| 10/18 | at Titans | S | 3 | 3 | 0 | 0.0 | 0.0 | 0 | 0 | 0 | 0 | 0 | 0 | 0 | 1 | 0 | 0 | 0 | 0 | 0 | 0 | 0 | 0 | 0 | 0 | 0 | L | 31-34 |
| 10/31 | Dolphins | S | 5 | 5 | 0 | 0.0 | 0.0 | 0 | 0 | 0 | 0 | 0 | 0 | 0 | 1 | 0 | 0 | 0 | 0 | 0 | 0 | 0 | 0 | 0 | 0 | 0 | W | 26-11 |
| 11/07 | at Jaguars | S | 7 | 6 | 1 | 0.0 | 0.0 | 1 | 4 | 0 | 0 | 0 | 0 | 0 | 1 | 0 | 1 | 0 | 0 | 0 | 0 | 0 | 0 | 0 | 0 | 0 | L | 6-9 |
| 11/14 | at Jets | S | 2 | 2 | 0 | 0.0 | 0.0 | 0 | 0 | 0 | 1 | 15 | 15 | 0 | 1 | 0 | 0 | 0 | 0 | 0 | 0 | 0 | 0 | 0 | 0 | 0 | W | 45-17 |
| 11/21 | Colts | S | 4 | 3 | 1 | 0.0 | 0.0 | 0 | 0 | 0 | 0 | 0 | 0 | 0 | 0 | 0 | 0 | 0 | 0 | 0 | 0 | 0 | 0 | 0 | 0 | 0 | L | 15-41 |
| 11/25 | at Saints | S | 3 | 1 | 2 | 0.0 | 0.0 | 0 | 0 | 0 | 0 | 0 | 0 | 0 | 0 | 0 | 0 | 0 | 0 | 0 | 0 | 0 | 0 | 0 | 0 | 0 | W | 31-6 |
| 12/06 | Patriots | S | 3 | 1 | 2 | 0.0 | 0.0 | 0 | 0 | 0 | 0 | 0 | 0 | 0 | 0 | 0 | 0 | 0 | 0 | 0 | 0 | 0 | 0 | 0 | 0 | 0 | L | 10-14 |
| 12/12 | at Buccaneers | S | 2 | 1 | 1 | 0.0 | 0.0 | 0 | 0 | 0 | 0 | 0 | 0 | 0 | 0 | 0 | 0 | 0 | 0 | 0 | 0 | 0 | 0 | 0 | 0 | 0 | L | 27-33+ |
| 12/19 | Panthers | S | 4 | 4 | 0 | 0.0 | 0.0 | 0 | 0 | 0 | 0 | 0 | 0 | 1 | 0 | 0 | 0 | 0 | 0 | 0 | 0 | 0 | 0 | 0 | 0 | 0 | W | 31-14 |
| 12/26 | at Patriots | S | 1 | 1 | 0 | 0.0 | 0.0 | 0 | 0 | 0 | 0 | 0 | 0 | 0 | 0 | 0 | 0 | 0 | 0 | 0 | 0 | 0 | 0 | 0 | 0 | 0 | W | 33-21 |
| 01/02 | Falcons | S | 5 | 3 | 2 | 0.0 | 0.0 | 0 | 0 | 0 | 0 | 0 | 0 | 0 | 1 | 0 | 0 | 0 | 0 | 0 | 0 | 0 | 0 | 0 | 0 | 0 | W | 29-15 |
| 01/09 | Jets | S | 3 | 2 | 1 | 0.0 | 0.0 | 0 | 0 | 0 | 0 | 0 | 0 | 0 | 0 | 0 | 0 | 0 | 0 | 0 | 0 | 0 | 0 | 0 | 0 | 0 | W | 27-10 |
| 2021 TOTALS | | 17-17 | 58 | 47 | 11 | 0.0 | 0.0 | 1 | 4 | 0 | 2 | 29 | 15 | 0 | 10 | 0 | 1 | 0 | 0 | 0 | 0 | 0 | 0 | 0 | 0 | 0 | 11-6 | |

+ - Overtime

2020 GAME-BY-GAME REGULAR-SEASON STATISTICS (BILLS)

| DATE | OPPONENT | P/S | TACKLES | | | | | | INTERCEPTIONS | | | | O. FUMB | | | ST | | | MISC | | W/L | SCORE | | | | | | | | | | | | | | |
|-------------|--------------|-----|--------------|----|----|-----|-----|-----|---------------|-----|----|-----|---------|----|----|----|----|----|------|----|-----|-------|---|---|----|------|-------|-------|--|--|--|--|--|---|-------|-------|
| | | | TK | S | A | SK | YDS | TFL | YDS | QBH | NO | YDS | LG | TD | PD | FF | FR | TD | YDS | TK | | | S | A | FF | FR | S | A | | | | | | | | |
| 09/13 | Jets | S | 2 | 2 | 0 | 0.0 | 0.0 | 1 | 2 | 0 | 0 | 0 | 0 | 0 | 0 | 0 | 0 | 0 | 0 | 0 | 0 | 0 | 0 | 0 | 0 | 0 | W | 27-17 | | | | | | | | |
| 09/20 | at Dolphins | S | 10 | 7 | 3 | 0.0 | 0.0 | 0 | 0 | 0 | 0 | 0 | 0 | 0 | 0 | 0 | 0 | 0 | 0 | 0 | 0 | 0 | 0 | 0 | 0 | W | 31-28 | | | | | | | | | |
| 09/27 | Rams | S | 9 | 6 | 3 | 0.0 | 0.0 | 0 | 0 | 0 | 1 | 0 | 0 | 0 | 0 | 0 | 0 | 0 | 0 | 0 | 0 | 0 | 0 | 0 | 0 | W | 35-32 | | | | | | | | | |
| 10/04 | at Raiders | S | 1 | 0 | 1 | 0.0 | 0.0 | 0 | 0 | 0 | 0 | 0 | 0 | 0 | 0 | 0 | 0 | 0 | 0 | 0 | 0 | 0 | 0 | 0 | 0 | W | 30-23 | | | | | | | | | |
| 10/13 | at Titans | | DID NOT PLAY | | | | | | | | | | | | | | | | | | | | | | | | | | | | | | | L | 16-42 | |
| 10/19 | Chiefs | | DID NOT PLAY | | | | | | | | | | | | | | | | | | | | | | | | | | | | | | | | L | 17-26 |
| 10/25 | at Jets | | DID NOT PLAY | | | | | | | | | | | | | | | | | | | | | | | | | | | | | | | | W | 18-10 |
| 11/01 | Patriots | S | 2 | 2 | 0 | 0.0 | 0.0 | 0 | 0 | 0 | 0 | 0 | 0 | 0 | 0 | 0 | 0 | 0 | 0 | 0 | 0 | 0 | 0 | 0 | 0 | W | 24-21 | | | | | | | | | |
| 11/08 | Seahawks | S | 0 | 0 | 0 | 0.0 | 0.0 | 0 | 0 | 0 | 0 | 0 | 0 | 0 | 1 | 0 | 0 | 0 | 0 | 0 | 0 | 0 | 0 | 0 | 0 | W | 44-34 | | | | | | | | | |
| 11/15 | at Cardinals | | DID NOT PLAY | | | | | | | | | | | | | | | | | | | | | | | | | | | | | | | | L | 30-32 |
| 11/29 | Chargers | S | 7 | 3 | 4 | 0.0 | 0.0 | 0 | 0 | 0 | 0 | 0 | 0 | 0 | 0 | 0 | 0 | 0 | 0 | 0 | 0 | 0 | 0 | 0 | 0 | W | 27-17 | | | | | | | | | |
| 12/07 | at 49ers | S | 10 | 7 | 3 | 0.0 | 0.0 | 0 | 0 | 1 | 0 | 0 | 0 | 0 | 0 | 0 | 0 | 0 | 0 | 0 | 0 | 0 | 0 | 0 | 0 | W | 34-24 | | | | | | | | | |
| 12/13 | Steelers | S | 1 | 1 | 0 | 0.0 | 0.0 | 0 | 0 | 0 | 1 | 0 | 0 | 0 | 3 | 0 | 0 | 0 | 0 | 0 | 0 | 0 | 0 | 0 | 0 | W | 26-15 | | | | | | | | | |
| 12/19 | at Broncos | S | 2 | 2 | 0 | 0.0 | 0.0 | 0 | 0 | 0 | 0 | 0 | 0 | 0 | 1 | 0 | 0 | 0 | 0 | 0 | 0 | 0 | 0 | 0 | 0 | W | 48-19 | | | | | | | | | |
| 12/28 | at Patriots | S | 1 | 1 | 0 | 0.0 | 0.0 | 0 | 0 | 0 | 0 | 0 | 0 | 0 | 1 | 0 | 0 | 0 | 0 | 0 | 0 | 0 | 0 | 0 | 0 | W | 38-9 | | | | | | | | | |
| 01/03 | Dolphins | S | 3 | 3 | 0 | 0.0 | 0.0 | 0 | 0 | 0 | 0 | 0 | 0 | 0 | 0 | 0 | 0 | 0 | 0 | 0 | 0 | 0 | 0 | 0 | 0 | W | 56-26 | | | | | | | | | |
| 2020 TOTALS | | | 12-12 | 48 | 34 | 14 | 0.0 | 0.0 | 1 | 2 | 1 | 2 | 0 | 0 | 0 | 8 | 0 | 0 | 0 | 0 | 0 | 0 | 0 | 0 | 0 | 13-3 | | | | | | | | | | |

2019 GAME-BY-GAME REGULAR-SEASON STATISTICS (BILLS)

| DATE | OPPONENT | P/S | TACKLES | | | | | | INTERCEPTIONS | | | | O. FUMB | | | ST | | | MISC | | W/L | SCORE | | | | | | |
|-------------|-------------|-----|---------|----|----|-----|-----|-----|---------------|-----|----|-----|---------|----|----|----|----|----|------|----|-----|-------|---|---|----|------|-------|-------|
| | | | TK | S | A | SK | YDS | TFL | YDS | QBH | NO | YDS | LG | TD | PD | FF | FR | TD | YDS | TK | | | S | A | FF | FR | S | A |
| 09/08 | at Jets | S | 5 | 4 | 1 | 0.0 | 0.0 | 0 | 0 | 0 | 0 | 0 | 0 | 0 | 2 | 0 | 0 | 0 | 0 | 0 | 0 | 0 | 0 | 0 | 0 | 0 | W | 17-16 |
| 09/15 | at Giants | S | 8 | 8 | 0 | 0.0 | 0.0 | 0 | 0 | 0 | 0 | 0 | 0 | 0 | 1 | 0 | 0 | 0 | 0 | 0 | 0 | 0 | 0 | 0 | 0 | W | 28-14 | |
| 09/22 | Bengals | S | 2 | 2 | 0 | 0.0 | 0.0 | 0 | 0 | 0 | 0 | 0 | 0 | 0 | 0 | 0 | 0 | 0 | 0 | 0 | 0 | 0 | 0 | 0 | 0 | W | 21-17 | |
| 09/29 | Patriots | S | 6 | 4 | 2 | 0.0 | 0.0 | 0 | 0 | 0 | 0 | 0 | 0 | 0 | 1 | 0 | 0 | 0 | 0 | 0 | 0 | 0 | 0 | 0 | 0 | L | 10-16 | |
| 10/06 | at Titans | S | 3 | 2 | 1 | 0.0 | 0.0 | 0 | 0 | 0 | 0 | 0 | 0 | 0 | 0 | 0 | 0 | 0 | 0 | 0 | 0 | 0 | 0 | 0 | 0 | W | 14-7 | |
| 10/20 | Dolphins | S | 7 | 7 | 0 | 0.0 | 0.0 | 0 | 0 | 0 | 0 | 0 | 0 | 0 | 1 | 0 | 0 | 0 | 0 | 0 | 0 | 0 | 0 | 0 | 0 | W | 31-21 | |
| 10/27 | Eagles | S | 4 | 4 | 0 | 0.0 | 0.0 | 1 | 1 | 0 | 0 | 0 | 0 | 0 | 1 | 0 | 0 | 0 | 0 | 0 | 0 | 0 | 0 | 0 | 0 | L | 13-31 | |
| 11/03 | Redskins | S | 4 | 3 | 1 | 0.0 | 0.0 | 0 | 0 | 0 | 0 | 0 | 0 | 0 | 0 | 0 | 0 | 0 | 0 | 0 | 0 | 0 | 0 | 0 | 0 | W | 24-9 | |
| 11/10 | at Browns | S | 8 | 7 | 1 | 0.0 | 0.0 | 1 | 3 | 0 | 0 | 0 | 0 | 0 | 0 | 0 | 0 | 0 | 0 | 0 | 0 | 0 | 0 | 0 | 0 | L | 16-19 | |
| 11/17 | at Dolphins | S | 4 | 3 | 1 | 0.0 | 0.0 | 0 | 0 | 0 | 0 | 0 | 0 | 0 | 0 | 0 | 0 | 0 | 0 | 0 | 0 | 0 | 0 | 0 | 0 | W | 37-20 | |
| 11/24 | Broncos | S | 4 | 4 | 0 | 0.0 | 0.0 | 1 | 0 | 0 | 0 | 0 | 0 | 0 | 0 | 0 | 0 | 0 | 0 | 0 | 0 | 0 | 0 | 0 | 0 | W | 20-3 | |
| 11/28 | at Cowboys | S | 6 | 5 | 1 | 0.0 | 0.0 | 0 | 0 | 0 | 0 | 0 | 0 | 0 | 1 | 0 | 0 | 0 | 0 | 0 | 0 | 0 | 0 | 0 | 0 | W | 26-15 | |
| 12/08 | Ravens | S | 4 | 4 | 0 | 0.0 | 0.0 | 0 | 0 | 0 | 0 | 0 | 0 | 0 | 0 | 0 | 0 | 0 | 0 | 0 | 0 | 0 | 0 | 0 | 0 | L | 17-24 | |
| 12/15 | at Steelers | S | 6 | 5 | 1 | 0.0 | 0.0 | 0 | 0 | 0 | 1 | 0 | 0 | 0 | 1 | 0 | 0 | 0 | 0 | 0 | 0 | 0 | 0 | 0 | 0 | W | 17-10 | |
| 12/21 | at Patriots | S | 3 | 2 | 1 | 0.0 | 0.0 | 1 | 0 | 0 | 0 | 0 | 0 | 0 | 0 | 0 | 0 | 0 | 0 | 0 | 0 | 0 | 0 | 0 | 0 | L | 17-24 | |
| 12/29 | Jets | S | 2 | 2 | 0 | 0.0 | 0.0 | 0 | 0 | 0 | 1 | 2 | 2 | 0 | 1 | 0 | 0 | 0 | 0 | 0 | 0 | 0 | 0 | 0 | 0 | L | 6-13 | |
| 2019 TOTALS | | | 16-16 | 76 | 66 | 10 | 0.0 | 0.0 | 4 | 4 | 0 | 2 | 2 | 2 | 9 | 0 | 0 | 0 | 0 | 0 | 0 | 0 | 0 | 0 | 0 | 10-6 | | |

2018 GAME-BY-GAME REGULAR-SEASON STATISTICS (BILLS)

| DATE | OPPONENT | P/S | TACKLES | | | | | | INTERCEPTIONS | | | | O. FUMB | | | ST | | | MISC | | W/L | SCORE | | | | | | | | | | | | | | | | | |
|-------------|-------------|-----|----------------|----|----|-----|-----|-----|---------------|-----|----|-----|---------|----|----|----|----|----|------|----|-----|-------|---|---|----|----|------|-------|--|--|--|--|--|---|------|--|--|---|-------|
| | | | TK | S | A | SK | YDS | TFL | YDS | QBH | NO | YDS | LG | TD | PD | FF | FR | TD | YDS | TK | | | S | A | FF | FR | S | A | | | | | | | | | | | |
| 09/09 | at Ravens | | PRACTICE SQUAD | | | | | | | | | | | | | | | | | | | | | | | | | | | | | | | L | 3-47 | | | | |
| 09/16 | Chargers | | PRACTICE SQUAD | | | | | | | | | | | | | | | | | | | | | | | | | | | | | | | | | | | L | 20-31 |
| 09/23 | at Vikings | | PRACTICE SQUAD | | | | | | | | | | | | | | | | | | | | | | | | | | | | | | | | | | | W | 27-6 |
| 09/30 | at Packers | | PRACTICE SQUAD | | | | | | | | | | | | | | | | | | | | | | | | | | | | | | | | | | | L | 0-22 |
| 10/07 | Titans | | PRACTICE SQUAD | | | | | | | | | | | | | | | | | | | | | | | | | | | | | | | | | | | W | 13-12 |
| 10/14 | at Texans | | PRACTICE SQUAD | | | | | | | | | | | | | | | | | | | | | | | | | | | | | | | | | | | L | 13-20 |
| 10/21 | at Colts | | PRACTICE SQUAD | | | | | | | | | | | | | | | | | | | | | | | | | | | | | | | | | | | L | 5-37 |
| 10/29 | Patriots | | PRACTICE SQUAD | | | | | | | | | | | | | | | | | | | | | | | | | | | | | | | | | | | L | 6-25 |
| 11/04 | Bears | | PRACTICE SQUAD | | | | | | | | | | | | | | | | | | | | | | | | | | | | | | | | | | | L | 9-41 |
| 11/11 | at Jets | S | 1 | 0 | 1 | 0.0 | 0.0 | 0 | 0 | 0 | 0 | 0 | 0 | 0 | 1 | 0 | 0 | 0 | 0 | 0 | 0 | 0 | 0 | 0 | 0 | 0 | W | 41-10 | | | | | | | | | | | |
| 11/25 | Jaguars | S | 5 | 4 | 1 | 0.0 | 0.0 | 0 | 0 | 0 | 0 | 0 | 0 | 0 | 0 | 0 | 0 | 0 | 0 | 0 | 0 | 0 | 0 | 0 | 0 | 0 | W | 24-21 | | | | | | | | | | | |
| 12/02 | at Dolphins | S | 4 | 4 | 2 | 0.0 | 0.0 | 0 | 0 | 0 | 0 | 0 | 0 | 0 | 0 | 0 | 0 | 0 | 0 | 0 | 0 | 0 | 0 | 0 | 0 | 0 | L | 17-21 | | | | | | | | | | | |
| 12/09 | Jets | S | 6 | 5 | 1 | 0.0 | 0.0 | 0 | 0 | 0 | 0 | 0 | 0 | 0 | 1 | 0 | 0 | 0 | 0 | 0 | 0 | 0 | 0 | 0 | 0 | 0 | L | 23-27 | | | | | | | | | | | |
| 12/16 | Lions | S | 6 | 3 | 3 | 0.0 | 0.0 | 1 | 1 | 0 | 0 | 0 | 0 | 0 | 0 | 0 | 0 | 0 | 0 | 0 | 0 | 0 | 0 | 0 | 0 | 0 | W | 14-13 | | | | | | | | | | | |
| 12/23 | at Patriots | S | 8 | 4 | 4 | 0.0 | 0.0 | 0 | 0 | 0 | 0 | 0 | 0 | 0 | 0 | 0 | 0 | 0 | 0 | 0 | 0 | 0 | 0 | 0 | 0 | 0 | L | 12-24 | | | | | | | | | | | |
| 12/30 | Dolphins | S | 7 | 6 | 1 | 0.0 | 0.0 | 0 | 0 | 1 | 0 | 0 | 0 | 0 | 1 | 0 | 0 | 0 | 0 | 0 | 0 | 0 | 0 | 0 | 0 | 0 | W | 42-17 | | | | | | | | | | | |
| 2018 TOTALS | | | 7-7 | 37 | 24 | 13 | 0.0 | 0.0 | 1 | 1 | 1 | 0 | 0 | 0 | 3 | 0 | 0 | 0 | 0 | 0 | 0 | 0 | 0 | 0 | 0 | 0 | 6-10 | | | | | | | | | | | | |



30

RUNNING BACK

JAYLEN WARREN

HEIGHT: 5-8
WEIGHT: 215
BORN: November 1, 1998
COLLEGE: Oklahoma State

BIRTHPLACE: Cottonwoods Heights, UT
HOW ACQUIRED: UDFA '22
NFL EXPERIENCE: 2nd year

PRO CAREER

- ✦ Has played in 16 games (no starts)
- ✦ Made NFL debut in Week 1 of 2022 (at Cincinnati)

2022 (STEELERS)

- ✦ Played in 16 regular-season games
- ✦ Rushed 77 times for 379 yards and one touchdown
- ✦ Added on 28 receptions for 214 yards
- ✦ Ranked sixth in rushing yards by an undrafted free agent running back in 2022
- ✦ Broke off runs of 10-plus yards 11 times, including three in Week 8 at Philadelphia
- ✦ Caught a pass for 26 yards, his longest reception and the longest by a Steelers running back of the season, in Week 10 vs. New Orleans
- ✦ Was inactive Week 12 at Indianapolis due to injury
- ✦ Punched in his first career touchdown in Week 15 at Carolina on a two-yard run
- ✦ Had a season-long 31-yard run in Week 17 at Baltimore to contribute to his total of 98 all-purpose yards

TRANSACTIONS

- ✦ Signed as an undrafted free agent with Pittsburgh on May 2, 2022

COLLEGE

- ✦ A JUCO product (Snow College, 2018) who played two years at Utah State (2019-20) before transferring to Oklahoma State for his final collegiate season (2021)
- ✦ Rushed for 2,126 yards and 19TDs on 407 carries (5.0 yards/rush) in 29 career college games
- ✦ Named the 2021 Big 12 Offensive Newcomer of the Year by the league's head coaches
- ✦ Voted as a captain by his teammates at the end of his lone season in Stillwater
- ✦ One of seven finalists for the 2021 Polynesian College Football Player of the Year Award
- ✦ Finished 2021 ranked in top 25 among all FBS players with 1,216 rushing yards and 11 carries of at least 20 yards
- ✦ Ranked 28th in the FBS with 1,441 yards from scrimmage in 2021
- ✦ His '21 season rushing total tied for 19th-most in a single season in school history
- ✦ Started the final 12 games of the year and played in all 14, although he was available for just the first two snaps with no carries due to an injury in the Big 12 Championship game
- ✦ Scored 11 rushing TDs on the year
- ✦ Finished with five 100-yard rushing performances, including 218 vs. Boise State, 193 vs. Texas, 125 vs. Baylor, 123 vs. Kansas State and 113 vs. TCU
- ✦ Had OSU's longest rush (75-yard TD run at Boise State) and reception (52-yard catch vs. K-State) of the year
- ✦ Had two of the top six single-game rushing yardage totals in the Big 12, including No. 2 (218 at Boise State) and No. 6 (193 at Texas)
- ✦ Received five Big 12 weekly honors, which marked two more than any other player in the conference

PERSONAL

- ✦ Derrell Jaylen Warren was born Nov. 1, 1998, in Clinton, North Carolina
- ✦ Son of Derrick and Salaneta Warren
- ✦ Graduated with a degree in sociology
- ✦ Named the 2016 Deseret News' Mr. Football and the Salt Lake Tribune Player of the Year after leading East to an undefeated 14-0 season and second consecutive Class 4A state championship
- ✦ Helped the Leopards lead the nation in rushing with 6,797 yards (485.5 ypg)
- ✦ Totaled 3,099 yards rushing during his senior season to shatter the 37-year-old single-season state rushing record, while becoming the first player in the history of Utah high school football to ever reach the 3,000-yard mark
- ✦ Tied a single-season state record with 38 rushing touchdowns as a senior in 2016

REGULAR SEASON COMPARISON: RECEIVING - BUFFALO BILLS

| DATE | OPP | W/L | GP/GS | REC | YDS. | AVG. | TD | LG | TGTS | YAC |
|---------------|-----------|-----|-------|-----|------|------|----|----|------|-----|
| 10/9/22 | PIT @ BUF | L | P | 4 | 39 | 9.8 | 0 | 13 | 5 | 39 |
| TOTALS | | 0/1 | 1/0 | 4 | 39 | 9.8 | 0 | 13 | 5 | 39 |

JAYLEN WARREN'S NFL REGULAR SEASON RUSHING/RECEIVING STATISTICS

| DATE | TEAM | RUSHING | | | | | RECEIVING | | | | | | |
|-------------------|----------|---------|----|-----|-------|------|-----------|----|-----|------|------|----|----|
| | | GP | GS | NO. | YDS. | AVG. | LG | TD | NO. | YDS. | AVG. | LG | TD |
| 2022 | Steelers | 16 | 0 | 77 | 379 | 4.9 | 31 | 1 | 28 | 214 | 7.6 | 26 | 0 |
| 2023 | Steelers | 17 | 0 | 149 | 784 | 5.3 | 74t | 4 | 61 | 370 | 6.1 | 30 | 0 |
| NFL TOTALS | | 33 | 0 | 226 | 1,163 | 5.1 | 74T | 5 | 89 | 584 | 6.6 | 30 | 0 |

JAYLEN WARREN'S NFL REGULAR SEASON RETURN STATISTICS

| DATE | TEAM | KICKOFF RETURNS | | | | | PUNT RETURNS | | | | | |
|------------|----------|-----------------|------|------|----|----|--------------|----|------|------|----|----|
| | | RET. | YDS. | AVG. | LG | TD | NO. | FC | YDS. | AVG. | LG | TD |
| 2022 | Steelers | 0 | 0 | 0.0 | 0 | 0 | 0 | 0 | 0 | 0.0 | 0 | 0 |
| 2023 | Steelers | 0 | 0 | 0.0 | 0 | 0 | 0 | 0 | 0 | 0.0 | 0 | 0 |
| NFL TOTALS | | 0 | 0 | 0.0 | 0 | 0 | 0 | 0 | 0 | 0.0 | 0 | 0 |

SINGLE-GAME HIGHS: RUSHING/RECEIVING

| | | | |
|-----------------|--|-----------------------|---|
| Rush Attempts | 15 vs. Green Bay Packers, Nov 12, 2023 13 at Seattle Seahawks, Dec 31, 2023 ...1 more at 13. | Receiving Yards | 66 vs. Cleveland Browns, Sep 18, 2023 40 vs. New Orleans Saints, Nov 13, 2022 |
| Rushing Yards | 129 at Cleveland Browns, Nov 19, 2023 101 vs. Green Bay Packers, Nov 12, 2023 | Receiving Average | 16.5 vs. Cleveland Browns, Sep 18, 2023 13.3 vs. New Orleans Saints, Nov 13, 2022 |
| Rushing Average | 14.3 at Cleveland Browns, Nov 19, 2023 8.0 vs. Tennessee Titans, Nov 02, 2023 | Longest Receptions | 30 vs. Cleveland Browns, Sep 18, 2023 26 vs. New Orleans Saints, Nov 13, 2022 |
| Longest Runs | 74t at Cleveland Browns, Nov 19, 2023 31 at Baltimore Ravens, Jan 01, 2023 | All-Purpose Yards | 145 at Cleveland Browns, Nov 19, 2023 113 vs. Tennessee Titans, Nov 02, 2023 |
| Rushing TDs | 1 at Seattle Seahawks, Dec 31, 2023 1 at Cleveland Browns, Nov 19, 2023 ...3 more at 1. | Special Teams Tackles | 1 vs. Cleveland Browns, Jan 08, 2023 1 vs. Tampa Bay Buccaneers, Oct 16, 2022 ...1 more at 1. |
| Receptions | 6 at Houston Texans, Oct 01, 2023 5 at Baltimore Ravens, Jan 06, 2024 ...3 more at 5. | Most TDs | 1 at Seattle Seahawks, Dec 31, 2023 1 at Cleveland Browns, Nov 19, 2023 ...3 more at 1. |

100-YARD RUSHING GAMES (2): REGULAR SEASON

| DATE | TEAM | ATT. | YDS. | AVG. | LG | TD |
|----------|-----------|------|------|------|-----|----|
| 11/12/23 | PACKERS | 15 | 101 | 6.7 | 20 | 1 |
| 11/19/23 | at Browns | 9 | 129 | 14.3 | 74t | 1 |

2023 GAME-BY-GAME REGULAR-SEASON STATISTICS (STEELERS)

| DATE | OPPONENT | P/S | RUSHING | | | | | RECEIVING | | | | | W/L | SCORE |
|-------------|-------------|------|---------|------|------|-----|----|-----------|------|------|----|----|------|-------|
| | | | NO. | YDS. | AVG. | LG | TD | NO. | YDS. | AVG. | LG | TD | | |
| 09/10 | 49ers | P | 3 | 6 | 2.0 | 3 | 0 | 5 | 12 | 2.4 | 9 | 0 | L | 7-30 |
| 09/18 | Browns | P | 6 | 20 | 3.3 | 8 | 0 | 4 | 66 | 16.5 | 30 | 0 | W | 26-22 |
| 09/24 | at Raiders | P | 8 | 29 | 3.6 | 11 | 0 | 3 | 23 | 7.7 | 16 | 0 | W | 23-18 |
| 10/01 | at Texans | P | 8 | 29 | 3.6 | 18 | 0 | 6 | 26 | 4.3 | 7 | 0 | L | 6-30 |
| 10/08 | Ravens | P | 9 | 40 | 4.4 | 16 | 0 | 3 | 39 | 13.0 | 23 | 0 | W | 17-10 |
| 10/22 | at Rams | P | 6 | 32 | 5.3 | 13t | 1 | 1 | -1 | -1.0 | -1 | 0 | W | 24-17 |
| 10/29 | Jaguars | P | 5 | 19 | 3.8 | 8 | 0 | 4 | 19 | 4.8 | 11 | 0 | L | 10-20 |
| 11/02 | Titans | P | 11 | 88 | 8.0 | 22 | 0 | 3 | 25 | 8.3 | 9 | 0 | W | 20-16 |
| 11/12 | Packers | P | 15 | 101 | 6.7 | 20 | 1 | 2 | 9 | 4.5 | 6 | 0 | W | 23-19 |
| 11/19 | at Browns | P | 9 | 129 | 14.3 | 74t | 1 | 3 | 16 | 5.3 | 14 | 0 | L | 10-13 |
| 11/26 | at Bengals | P | 13 | 49 | 3.8 | 9 | 0 | 3 | 13 | 4.3 | 15 | 0 | W | 16-10 |
| 12/03 | Cardinals | P | 9 | 59 | 6.6 | 18 | 0 | 1 | -4 | -4.0 | -4 | 0 | L | 10-24 |
| 12/07 | Patriots | P | 7 | 11 | 1.6 | 7 | 0 | 4 | 29 | 7.3 | 12 | 0 | L | 18-21 |
| 12/16 | at Colts | P | 10 | 40 | 4.0 | 11 | 0 | 5 | 28 | 5.6 | 11 | 0 | L | 13-30 |
| 12/23 | Bengals | P | 8 | 24 | 3.0 | 5 | 0 | 5 | 30 | 6.0 | 18 | 0 | W | 34-11 |
| 12/31 | at Seahawks | P | 13 | 75 | 5.8 | 23 | 1 | 4 | 23 | 5.8 | 10 | 0 | W | 30-23 |
| 01/06 | at Ravens | P | 9 | 33 | 3.7 | 23 | 0 | 5 | 17 | 3.4 | 7 | 0 | W | 17-10 |
| 2023 TOTALS | | 17-0 | 149 | 784 | 5.3 | 74T | 4 | 61 | 370 | 6.1 | 30 | 0 | 10-7 | |

2022 GAME-BY-GAME REGULAR-SEASON STATISTICS (STEELERS)

| DATE | OPPONENT | P/S | RUSHING | | | | | RECEIVING | | | | | W/L | SCORE |
|-------------|-------------|------|---------|------|------|----|----|-----------|------|------|----|----|-----|--------|
| | | | NO. | YDS. | AVG. | LG | TD | NO. | YDS. | AVG. | LG | TD | | |
| 09/11 | at Bengals | P | 3 | 7 | 2.3 | 3 | 0 | 0 | 0 | 0.0 | 0 | 0 | W | 23-20+ |
| 09/18 | Patriots | P | 4 | 15 | 3.8 | 6 | 0 | 1 | 0 | 0.0 | 0 | 0 | L | 14-17 |
| 09/22 | at Browns | P | 4 | 30 | 7.5 | 10 | 0 | 1 | 3 | 3.0 | 3 | 0 | L | 17-29 |
| 10/02 | Jets | P | 3 | 18 | 6.0 | 14 | 0 | 1 | 4 | 4.0 | 4 | 0 | L | 20-24 |
| 10/09 | at Bills | P | 5 | 24 | 4.8 | 12 | 0 | 4 | 39 | 9.8 | 13 | 0 | L | 3-38 |
| 10/16 | Buccaneers | P | 2 | 2 | 1.0 | 1 | 0 | 0 | 0 | 0.0 | 0 | 0 | W | 20-18 |
| 10/23 | at Dolphins | P | 2 | 7 | 3.5 | 4 | 0 | 2 | 17 | 8.5 | 10 | 0 | L | 10-16 |
| 10/30 | at Eagles | P | 6 | 50 | 8.3 | 19 | 0 | 3 | 25 | 8.3 | 15 | 0 | L | 13-35 |
| 11/13 | Saints | P | 9 | 37 | 4.1 | 21 | 0 | 3 | 40 | 13.3 | 26 | 0 | W | 20-10 |
| 11/20 | Bengals | P | 0 | 0 | 0.0 | 0 | 0 | 1 | 9 | 9.0 | 9 | 0 | L | 30-37 |
| 11/28 | at Colts | | | | | | | | | | | | W | 24-17 |
| 12/04 | at Falcons | P | 1 | 5 | 5.0 | 5 | 0 | 2 | 14 | 7.0 | 7 | 0 | W | 19-16 |
| 12/11 | Ravens | P | 3 | 11 | 3.7 | 8 | 0 | 2 | 16 | 8.0 | 14 | 0 | L | 14-16 |
| 12/18 | at Panthers | P | 11 | 38 | 3.5 | 9 | 1 | 1 | 11 | 11.0 | 11 | 0 | W | 24-16 |
| 12/24 | Raiders | P | 6 | 23 | 3.8 | 13 | 0 | 1 | 7 | 7.0 | 7 | 0 | W | 13-10 |
| 01/01 | at Ravens | P | 12 | 76 | 6.3 | 31 | 0 | 3 | 22 | 7.3 | 10 | 0 | W | 16-13 |
| 01/08 | Browns | P | 6 | 36 | 6.0 | 22 | 0 | 3 | 7 | 2.3 | 3 | 0 | W | 28-14 |
| 2022 TOTALS | | 16-0 | 77 | 379 | 4.9 | 31 | 1 | 28 | 214 | 7.6 | 26 | 0 | 9-8 | |

+ - Overtime



80

TIGHT END

DARNELL WASHINGTON

HEIGHT: 6-7
 WEIGHT: 264
 BORN: August 17, 2001
 COLLEGE: Georgia

BIRTHPLACE: Las Vegas, NV
 HOW ACQUIRED: 03/23
 NFL EXPERIENCE: R

PRO CAREER

- ✦ Has yet to make NFL debut

TRANSACTIONS

- ✦ Signed four-year contract with Pittsburgh on May 13, 2023
- ✦ Drafted by the Steelers in the third round (93rd overall) of the 2023 NFL Draft

COLLEGE

- ✦ Appeared in 36 games (27 starts) at Georgia (2020-22)
- ✦ Caught 45 passes for 774 yards and three TDs (17.2 yards per reception)
- ✦ 2022 All-SEC second team
- ✦ Started 14 of 15 games at tight end in 2022
- ✦ Caught 28 passes for 454 yards and two TDs
- ✦ Had two catches for 33 yards in season-opening win over Oregon
- ✦ Named a team co-captain for the Kent State and Auburn games
- ✦ Caught two passes for 33 yards, including a 28-yarder, in win over Samford
- ✦ Three catches for 47 yards in win over Florida
- ✦ Three catches for 64 yards in win at Missouri
- ✦ Had a career-high five receptions for 60 yards in win at Mississippi State
- ✦ Also had his first TD catch of the season in the game
- ✦ Had career-high four catches for 78 yards in win over Vanderbilt
- ✦ Had one catch for nine yards in win over Ohio State in the CFP Semifinal Chick-fil-A Peach Bowl
- ✦ Had one catch for 28 yards in the CFP National Championship Game
- ✦ Named to the preseason watch list for the John Mackey Award, given to the nation's outstanding collegiate tight end

PERSONAL

- ✦ Played at Desert Pines High School for head coach Tico Rodriguez
- ✦ Selected to play for Team Pressure in the 2020 Under Armour All-America Game, where he committed to Georgia in front of a national ESPN2 audience
- ✦ 247Sports.com composite five-star prospect
- ✦ Ranked as the No. 23 overall prospect nationally, the No. 1 athlete nationally and the top prospect in Nevada
- ✦ ESPN.com five-star prospect, No. 19 overall prospect nationally, No. 1 tight end prospect nationally and No. 1 prospect in Nevada
- ✦ PrepStar Magazine five-star prospect, Top 150 Dream Team, No. 1 Athlete and ranked No. 13 prospect nationally
- ✦ Rivals.com five-star prospect, No. 32 overall prospect nationally, No. 2 overall athlete prospect and No. 1 prospect in Nevada
- ✦ Honored as the No. 16 prospect nationally in the USA Today Chosen 25 in the preseason
- ✦ As a senior, helped lead Desert Pines to the No. 3 state ranking, an 11-1 record, 43.6 points per game and the 2019 NIAA Class 4A state semifinals
- ✦ Hauled in 31 catches for 586 receiving yards and four TDs his senior season, averaging 18.9 yards per reception
- ✦ Also played defensive end for DPHS, notching 15 tackles, four for loss, and an interception
- ✦ Selected to play for Team Diplomats at the 2019 Opening Finals, where he threw the top powerball throw (51 feet) on record and caught 17 passes for three TDs in 7-on-7 play
- ✦ Recognized with the 2018-19 Las Vegas Review Journal Richard Nelson Courage Award for overcoming obstacles to achieve athletic success
- ✦ Named to the 2018 USA Today All-USA and NIAA All-State Class 4A Second Team offenses following his junior season
- ✦ Also competed for the Jaguars varsity basketball team, averaging 11 points and 12 rebounds per game as a junior
- ✦ Full name is Darnell Ernest Washington
- ✦ Recipient of the Atlanta Greensboro Football Scholarship

DARNELL WASHINGTON'S NFL REGULAR SEASON RUSHING/RECEIVING STATISTICS

| DATE | TEAM | GP | GS | RECEIVING | | | | | RUSHING | | | | |
|------------|----------|----|----|-----------|------|------|----|----|---------|------|------|----|----|
| | | | | NO. | YDS. | AVG. | LG | TD | NO. | YDS. | AVG. | LG | TD |
| 2023 | Steelers | 17 | 7 | 7 | 61 | 8.7 | 12 | 0 | 0 | 0 | 0.0 | 0 | 0 |
| NFL TOTALS | | 17 | 7 | 7 | 61 | 8.7 | 12 | 0 | 0 | 0 | 0.0 | 0 | 0 |

DARNELL WASHINGTON'S NFL REGULAR SEASON RETURN STATISTICS

| DATE | TEAM | KICKOFF RETURNS | | | | | PUNT RETURNS | | | | | |
|------------|----------|-----------------|------|------|----|----|--------------|----|------|------|----|----|
| | | RET. | YDS. | AVG. | LG | TD | NO. | FC | YDS. | AVG. | LG | TD |
| 2023 | Steelers | 0 | 0 | 0.0 | 0 | 0 | 0 | 0 | 0 | 0.0 | 0 | 0 |
| NFL TOTALS | | 0 | 0 | 0.0 | 0 | 0 | 0 | 0 | 0 | 0.0 | 0 | 0 |


SINGLE-GAME HIGHS: RECEIVING

Longest Receptions

12 vs. New England Patriots, Dec 07, 2023
 10 at Cincinnati Bengals, Nov 26, 2023
 ...1 more at 10.

2023 GAME-BY-GAME REGULAR-SEASON STATISTICS (STEELERS)

| DATE | OPPONENT | P/S | RECEIVING | | | | | RUSHING | | | | | W/L | SCORE | |
|--------------------|-------------|-------------|-----------|-----------|------------|-----------|----------|----------|----------|------------|----------|----------|----------|-------------|-------|
| | | | NO. | YDS. | AVG. | LG | TD | NO. | YDS. | AVG. | LG | TD | | | |
| 09/10 | 49ers | P | 0 | 0 | 0.0 | 0 | 0 | 0 | 0 | 0.0 | 0 | 0 | 0 | L | 7-30 |
| 09/18 | Browns | S | 0 | 0 | 0.0 | 0 | 0 | 0 | 0 | 0.0 | 0 | 0 | 0 | W | 26-22 |
| 09/24 | at Raiders | S | 0 | 0 | 0.0 | 0 | 0 | 0 | 0 | 0.0 | 0 | 0 | 0 | W | 23-18 |
| 10/01 | at Texans | S | 1 | 10 | 10.0 | 10 | 0 | 0 | 0 | 0.0 | 0 | 0 | 0 | L | 6-30 |
| 10/08 | Ravens | S | 0 | 0 | 0.0 | 0 | 0 | 0 | 0 | 0.0 | 0 | 0 | 0 | W | 17-10 |
| 10/22 | at Rams | P | 0 | 0 | 0.0 | 0 | 0 | 0 | 0 | 0.0 | 0 | 0 | 0 | W | 24-17 |
| 10/29 | Jaguars | P | 0 | 0 | 0.0 | 0 | 0 | 0 | 0 | 0.0 | 0 | 0 | 0 | L | 10-20 |
| 11/02 | Titans | P | 1 | 7 | 7.0 | 7 | 0 | 0 | 0 | 0.0 | 0 | 0 | 0 | W | 20-16 |
| 11/12 | Packers | S | 1 | 6 | 6.0 | 6 | 0 | 0 | 0 | 0.0 | 0 | 0 | 0 | W | 23-19 |
| 11/19 | at Browns | P | 1 | 8 | 8.0 | 8 | 0 | 0 | 0 | 0.0 | 0 | 0 | 0 | L | 10-13 |
| 11/26 | at Bengals | P | 1 | 10 | 10.0 | 10 | 0 | 0 | 0 | 0.0 | 0 | 0 | 0 | W | 16-10 |
| 12/03 | Cardinals | P | 0 | 0 | 0.0 | 0 | 0 | 0 | 0 | 0.0 | 0 | 0 | 0 | L | 10-24 |
| 12/07 | Patriots | S | 1 | 12 | 12.0 | 12 | 0 | 0 | 0 | 0.0 | 0 | 0 | 0 | L | 18-21 |
| 12/16 | at Colts | P | 0 | 0 | 0.0 | 0 | 0 | 0 | 0 | 0.0 | 0 | 0 | 0 | L | 13-30 |
| 12/23 | Bengals | P | 1 | 8 | 8.0 | 8 | 0 | 0 | 0 | 0.0 | 0 | 0 | 0 | W | 34-11 |
| 12/31 | at Seahawks | S | 0 | 0 | 0.0 | 0 | 0 | 0 | 0 | 0.0 | 0 | 0 | 0 | W | 30-23 |
| 01/06 | at Ravens | P | 0 | 0 | 0.0 | 0 | 0 | 0 | 0 | 0.0 | 0 | 0 | 0 | W | 17-10 |
| 2023 TOTALS | | 17-7 | 7 | 61 | 8.7 | 12 | 0 | 0 | 0 | 0.0 | 0 | 0 | 0 | 10-7 | |



90

LINEBACKER

T.J. WATT

HEIGHT: 6-4

WEIGHT: 252

BORN: October 11, 1994

COLLEGE: Wisconsin

BIRTHPLACE: Pewaukee, WI

HOW ACQUIRED: D1 '17

NFL EXPERIENCE: 7th year

AP **AP** **AP** **AP**

10x TEAM ALL-STAR OF THE YEAR

20 19 20 21

U **U** **U** **U** **U** **U** **U**

18 19 20 21 22

PRO CAREER

AWARDS

- ✦ 2021 Associated Press Defensive Player of the Year
- ✦ Five-time Pro Bowler (2018, 2019, 2020, 2021, 2022)
- ✦ Three-time Associated Press First Team All-Pro (2019, 2020, 2021)
- ✦ Two-time Pro Football Writers of America (PFWA) First Team All-NFL (2020, 2021)
- ✦ 2021 PFWA Defensive Player of the Year
- ✦ 2021 Sporting News Defensive Player of the Year
- ✦ Three-time Pittsburgh Steelers MVP (2019, 2020, 2021)
- ✦ Two-time Deacon Jones Award winner (2020, 2021)
- ✦ Two-time The Committee of 101 AFC Defensive Player of the Year (2020, 2021)
- ✦ Associated Press Second Team All-Pro (2020)
- ✦ AFC Defensive Player of the Month (November 2019)
- ✦ Sporting News All-Pro, PFWA All-NFL Team and PFWA All-AFC Team (2019)
- ✦ AFC Defensive Player of the Week (Weeks 1 and 5 of 2018; Week 2 of 2020; Weeks 6, 13 and 17 of 2021)
- ✦ Two-time Steelers team captain (2020, 2022)

CAREER HIGHLIGHTS

- ✦ Has played in 87 games (87 starts) over his six-year NFL career (all with the Steelers)
- ✦ Has registered 331 tackles (242 solo), 162 quarterback hits, 88 tackles for loss, 77.5 sacks, 37 passes defended, 23 forced fumbles, six interceptions and seven fumble recoveries
- ✦ Led the NFL with 22.5 sacks in 2021 (despite missing two full games and portions of four others), tying Pro Football Hall of Famer Michael Strahan (22.5 sacks in 2001) for the most in a season since 1982, when the individual sack became an official statistic
- ✦ Fifth player to reach 22.0 sacks in a single season since 1982
- ✦ Twelfth player (13th season) to reach 20.0 sacks in a single season since 1982
- ✦ Second Pittsburgh player overall and the first since James Harrison in 2008 to receive the Defensive Player of the Year award, annually given to the League's top defensive player
- ✦ First linebacker to win the award since Baltimore's Terrell Suggs in 2011 and the ninth overall linebacker presented the PFWA Defensive Player of the Year honor
- ✦ First player in franchise history to earn Steelers' Most Valuable Player in three consecutive seasons
- ✦ Joined Hall of Famer Joe Greene as the only two Steelers to win The Committee of 101 AFC Defensive Player of the Year award more than once (Greene won the award in 1972 and 1974)
- ✦ Joined Reggie White (1987-88) and Mark Gastineau (1983-84) as the only players to lead the NFL in sacks in back-to-back seasons
- ✦ Second player since 1982, when the individual sack became an official statistic, to record at least 13 in four consecutive seasons, joining Pro Football Hall of Famer Reggie White, who did it twice (1985-88 and 1990-93)
- ✦ Third player in NFL history with at least 14.5 sacks in three consecutive seasons, joining Jared Allen (2007-09) and Reggie White (1986-88)
- ✦ Joined Reggie White (four) as the only players to record at least 13 sacks in four of their first five seasons
- ✦ Since 1982, when the individual sack became an official NFL statistic (he recorded 13 sacks in 2018, 14.5 sacks in 2019, 15.0 sacks in 2020 and 22.5 sacks in 2021)
- ✦ Third player since 1982 to record at least 70 sacks over his first five seasons, joining Reggie White (81) and J.J. Watt (74.5)
- ✦ Third-fastest player to reach 75.0 sacks since 1982 (84 games), trailing only Reggie White (65 games) and J.J. Watt (83 games)
- ✦ Only player with 75.0 or more sacks and six or more interceptions in their first six NFL seasons and the first to accomplish the feat in their first 100 games
- ✦ His 77.5 career sacks are third-most in franchise history, behind only James Harrison (80.5) and Cameron Heyward (78.5)
- ✦ Fourth player and first Steeler to record at least 77.0 sacks over their first six seasons
- ✦ Has registered at least 13.0 sacks in four of his five seasons in the NFL, which is already tied for the fourth-most 13.0 or more sack seasons in League history
- ✦ First player in franchise history with 14.0 or more sacks in multiple seasons
- ✦ Has averaged 0.89 sacks/game since entering the League back in 2017, which is tied with DE Myles Garrett for the best in NFL history (min. 70 games started)
- ✦ His 77.5 sacks since entering the NFL in 2017 are the most in the League over the span
- ✦ His 162 QB hits since entering the NFL in 2017 are the most in the League over the span
- ✦ His 88 tackles for loss since entering the NFL in 2017 are the second-most in the League over the span
- ✦ Leads the NFL in forced fumbles (23) since entering the NFL in 2017
- ✦ Reached 70+ sacks in his 76th career game, which is the third-fewest games to that total since 1982
- ✦ Reached 60+ sacks in his 69th career game, which is the fourth-fewest games to that total since 1982
- ✦ Reached 50+ sacks in his 63rd career game, which is the 10th-fewest games to that total since 1982
- ✦ Ninth linebacker with at least 20.0 sacks in a player's first two seasons (since sacks became official in 1982)
- ✦ Has recorded at least 1.5 sacks in 21 career games, the most by a Steelers player
- ✦ Has registered at least 2.0 sacks in 16 career games, second-most by a Steelers player
- ✦ Has registered at least 3.0 sacks in five career games, tied for second-most by a Steelers player
- ✦ Has sacked 34 different quarterbacks in his career, including 21 more than once
- ✦ Has recorded 52.0 sacks in 45 career games at Acrisure Stadium, including at least half a sack in 30 of the last 35 home games, the most sacks over a player's first 45 career home games in NFL history
- ✦ Made NFL debut in Week 1 of 2017 (at Cleveland)
- ✦ Made NFL starting debut in Week 1 of 2017 (at Cleveland)

2022 (STEELERS)

- ✦ Played in and started nine games (spent Weeks 2 through 9 on injured reserve)
- ✦ Registered 39 tackles (27 solo), 12 quarterback hits, eight tackles for loss, 5.5 sacks, five passes defended and one interception
- ✦ Named a defensive team captain for the second time as voted on by his teammate
- ✦ Helped the team achieve a record of 8-2 while he was in the lineup as opposed to a 1-6 record when he was not in the lineup, along with 100 fewer total yards allowed per game (289.9 with, 389.9 without), four times as many sacks (32 with, eight without) and nearly four times as many takeaways (18 with, five without)
- ✦ One of three players in the League this season with at least 5.5 sacks and multiple interceptions despite missing seven games
- ✦ Recorded six tackles (all solo), three for loss, two passes defended, one interception, one quarterback hit and 1.0 sack at Cincinnati in Week 1 before leaving the game with an injury
- ✦ Registered six tackles (two solo), 0.5 sack, one QB hit, one interception and two passes defended in his home debut in Week 11 vs. Cincinnati
- ✦ Became the third-fastest player to reach 75.0 sacks since 1982 with 1.5 sacks in his 84th career game in Week 15 at Carolina
- ✦ Registered four tackles (three solo), 1.0 sack, two tackles for loss and two QB hits vs. Baltimore in Week 17, marking his eighth-consecutive game with at least 0.5 sack and sixth-consecutive game with at least 1.0 sack vs. Baltimore
- ✦ Recorded a tackle for loss in each of the last four games and 1.0 sack in three of the last four games

2021 (STEELERS)

- ✦ Played in 15 regular-season games (15 starts)
- ✦ Led the NFL with 22.5 sacks (despite missing two full games and portions of four others), tied with Pro Football Hall of Famer Michael Strahan (22.5 sacks in 2001) for the most in a season since 1982, when the individual sack became an official statistic
- ✦ In addition to his 22.5 sacks, he also led the NFL in tackles for loss (21), quarterback hits (39) and fumble recoveries (three)
- ✦ Registered 64 tackles (48 solo), seven passes defended and five forced fumbles
- ✦ Led the NFL in 2021 with 1.50 sacks per game (min. 12 games)
- ✦ His average of 1.50 sacks per game in 2021 is the second-highest in single season NFL history (min. 12 games)
- ✦ Registered 22.5 sacks, 21 tackles for loss and 39 quarterback hits in 2021 – all of which lead the NFL
- ✦ Seventh player to lead the NFL in sacks, tackles for loss and quarterback hits in the same season since 2006 when quarterback hits became an officially recognized statistic
- ✦ Fifth player to reach 22.0 sacks in a single season since 1982
- ✦ Twelfth player (13th season) to reach 20.0 sacks in a single season since 1982
- ✦ Joined Reggie White (1987-88) and Mark Gastineau (1983-84) as the only players to lead the NFL in sacks in back-to-back seasons
- ✦ Registered at least 1.5 sacks in nine games (most in NFL)
- ✦ Joined Reggie White (1987 – NFL Defensive Player of the Year) as the only players to have nine games with 1.5-plus sacks in a season
- ✦ Pittsburgh was 8-2-1 in games in which he had 1.0-plus sacks and 1-5 in games he didn't record a sack
- ✦ Recorded 12.5 sacks in the second half and overtime (most in NFL)
- ✦ Only four players had more sacks in the second half and overtime (12.5) than him since 2000
- ✦ Registered five tackles, including a career-high 4.0 sacks, three tackles for loss, two passes defended and five QB hits in Week 17 vs. Cleveland
- ✦ Recorded 3.5 sacks in Week 13 vs. Baltimore

2020 (STEELERS)

- ✦ Named a defensive captain for the first time
- ✦ Started all 15 games he played in during the regular season and one playoff game
- ✦ Recorded 15.0 sacks, 23 tackles for loss and 41 quarterback hits – third player since at least 2006 to record at least 15.0 sacks, 23 tackles for loss and 40 quarterback hits in a season (J.J. Watt; 2012, 2014, 2015 and Aaron Donald; 2018)
- ✦ In addition to his 15.0 sacks, 23 tackles for loss and 41 quarterback hits, which all led the NFL, had seven passes defended, two forced fumbles and one interception
- ✦ Seventh player to lead the NFL in sacks, tackles for loss and quarterback hits in the same season since 2006
- ✦ His 15.0 sacks, which were a single-season high for him, led the NFL
- ✦ His 15.0 sacks ranked tied for second in single-season franchise history
- ✦ Eleventh player to register at least 15.0 sacks and 23 tackles for loss in a single season since 1999
- ✦ His 41 quarterback hits ranked tied for fifth since the NFL started recognizing the statistic in 2006

2019 (STEELERS)

- ✦ Started all 16 games
- ✦ Ranked first or second on the Steelers in sacks (14.5, 1st), tackles for loss (14, 2nd), quarterback hits (36, 1st), forced fumbles (eight, 1st) and fumble recoveries (four, t-1st)
- ✦ Ranked in the top-five in the NFL in sacks (t-4th), quarterback hits (3rd), forced fumbles (t-1st) and fumble recoveries (t-2nd)
- ✦ His 14.5 sacks ranked third in single-season franchise history
- ✦ First Steelers player with at least a half sack in nine consecutive games since LaMarr Woodley had a streak of 10 such games (franchise record) that spanned the 2009 and 2010 seasons
- ✦ His streak of nine straight games with at least a half sack, which was the longest active streak in the League at the time, came to an end in the 2019 Week 14 victory at Arizona
- ✦ His nine-game streak was tied for the fifth-longest in NFL single season history
- ✦ First Steelers player with back-to-back seasons of at least 10 sacks since James Harrison and LaMarr Woodley (2008-10)
- ✦ Nearly became the first player in the NFL to rank in the top-five in sacks, tackles for loss, quarterback hits, forced fumbles and fumble recoveries in a season since Houston Texans' J.J. Watt in 2014
- ✦ Only NFL player since 2008 to have at least 14 sacks, 14 tackles for loss, 36 quarterback hits, eight forced fumbles and four fumble recoveries in a season
- ✦ His 14 combined interceptions (two), forced fumbles (eight) and fumble recoveries (four) were the most by an NFL player since Chicago Bears' Charles Tillman in 2012 (15)
- ✦ His 14 combined interceptions (two), forced fumbles (eight) and fumble recoveries (four) were tied for the second-most by an NFL player since 2000
- ✦ His six total takeaways (interceptions and fumble recoveries) ranked tied for fourth in the NFL
- ✦ Only NFL player since 1990 to register at least two interceptions, four fumble recoveries and eight forced fumbles in a single season

2018 (STEELERS)

- ✦ Started all 16 games
- ✦ His 13.0 sacks ranked tied for the seventh-most by a Steeler in a single-season since the stat became official in 1982 (Chad Brown, 1996)
- ✦ Set a single-season career-high with 13.0 sacks – becoming the first Steelers’ linebacker with 10 or more sacks in a season since 2010 (James Harrison and LaMarr Woodley) and tied for the ninth-most by a Steeler in a single-season since the stat became official in 1982
- ✦ First Steelers linebacker since 2013-14 (Jason Worilds) to record back-to-back seasons with at least 7.0 sacks
- ✦ Talled 6.0 sacks through the first five weeks of the season, becoming the first Steeler with at least 6.0 sacks through the first five games of a season since 2009 (James Harrison, 6.0)
- ✦ His six defensive forced fumbles tied as the second-most by a Steeler in a single season since 1994 (James Harrison, 2008: seven)
- ✦ Named AFC Defensive Player of the Week for his Week 1 performance at Cleveland
- ✦ Totaled single-game career highs in tackles (10 total/seven solo) and sacks (3.0)
- ✦ His 3.0 quarterback takedowns vs. Browns marked the second multi-sack game of his NFL career, both occurring on Kickoff Weekends (Sept. 10, 2017 at Cleveland and Sept. 9, 2018 at Cleveland)
- ✦ Blocked what could have been a game-winning field goal by Cleveland in OT
- ✦ Named AFC Defensive Player of the Week for his Week 5 performance vs. Atlanta
- ✦ Led all defenders with game highs in tackles (eight total/six solo) and sacks (3.0)
- ✦ His 3.0 sacks marked the third multi-sack game of his NFL career and second of 2018 – matching a single-game career high (3.0, Sept. 9, 2018 at Cleveland)
- ✦ Forced a fumble on his third sack of QB Matt Ryan, in the fourth quarter, which was recovered by LB L.J. Fort in the Falcons’ end zone for a touchdown
- ✦ Recorded a 12-yard strip-sack of Carolina QB Cam Newton in the second quarter (11/8), which increased his career sack total to 15.0 – tying Keith Willis (1982-83) for the second-most by a Steeler in their first two seasons in the NFL with the team since sacks became an official statistic in 1982
- ✦ Recorded 2.0 sacks, his third multi-sack game of his 2018 season, and the fourth of his NFL career vs. Jacksonville (11/18)
- ✦ Surpassed LaMarr Woodley for the most by a Steeler in their first two seasons in the NFL with the team since sacks became an official statistic in 1982

2017 (STEELERS)

- ✦ Started all 15 games he played in during the regular season and one playoff game
- ✦ His 7.0 sacks were the second-most by a rookie in Steelers history
- ✦ His 7.0 sacks led all NFL rookie linebackers and tied for the second-most among all League rookies
- ✦ Only NFL linebacker to finish the regular season with at least 50 tackles (52), 5.0 sacks (7.0), five passes defended (eight) and one interception (one)
- ✦ Third player in NFL history and first on Kickoff Weekend to record 2.0 sacks and an interception in an NFL debut, joining Charles Glaze (Oct. 4, 1987) and Tommy Haynes (Oct. 4, 1987)
- ✦ First Steeler with at least 2.0 sacks in their NFL debut since sacks became an official statistic in 1982 (previous mark, 1.5, Kenny Davidson, Sept. 9, 1990 at Cleveland)
- ✦ First Steeler with at least 2.0 sacks and an interception in the same game since 2010 (LaMarr Woodley, Dec. 12 vs. Cincinnati)

TRANSACTIONS

- ✦ Signed a four-year contract extension with Pittsburgh on Sept. 9, 2021
- ✦ The Steelers exercised their fifth-year option on Apr. 28, 2020
- ✦ Signed a four-year contract with Pittsburgh on June 14, 2017
- ✦ Drafted by the Steelers in the first round (30th overall) of the 2017 NFL Draft

COLLEGE

- ✦ Played in 27 games with 14 starts over a two-year span (2015-16) for Wisconsin
- ✦ Totaled 70 tackles, 17.0 TFLs and 11.5 sacks in his career
- ✦ Named Academic All-Big Ten for two straight years (2015-16)
- ✦ Named first-team All-American by ESPN.com and Sports Illustrated, and a second-team All-American by the AP, CBS Sports and Fox Sports as a redshirt junior in 2016
- ✦ Named first-team All-Big Ten in 2016
- ✦ Recorded 11.5 sacks in 2016, the fifth-most in a single season in school history
- ✦ Moved to defense during the spring of 2015, and was part of a defense that ranked No. 1 in the nation in scoring defense, holding opponents to 13.7 points per game
- ✦ Missed the entire 2014 season due to injury
- ✦ Redshirted in 2013
- ✦ Recruited to Wisconsin as a tight end
- ✦ Graduated with a degree in retailing and consumer behavior

PERSONAL

- ✦ Attended the Pewaukee High School (Pewaukee, Wisc.)
- ✦ First-team all-conference quarterback, linebacker and punter
- ✦ Named honorable mention all-area at linebacker by the Milwaukee Journal-Sentinel
- ✦ Threw for 527 yards with seven TDs, adding 554 rushing yards and nine rushing TDs as a senior, to go along with 42 tackles and 5.0 sacks on defense
- ✦ Lettered in track and field
- ✦ Son of Connie and John Watt
- ✦ His two brothers, J.J. and Derek, each played in the NFL
- ✦ Derek played seven years in the NFL (L.A./San Diego Chargers, 2016-19; Pittsburgh 2020-22)
- ✦ J.J. played 12 years in the NFL (Houston, 2011-20; Arizona 2021-22)
- ✦ Full name: Trent Jordan Watt

COMMUNITY

- ✦ Participates in Salvation Army Project Bundle Up
- ✦ Continuously works with 412 Food Rescue to help deliver food to members of the community.
- ✦ Partners with UPMC Children’s Hospital to raise money for a designed beanie.
- ✦ Donated blankets and books during the holidays to children staying at Children’s Hospital

REGULAR SEASON COMPARISON: DEFENSIVE - BUFFALO BILLS

| DATE | OPP | W/L | GP/GS | TACKLES | | | | | SACK | YDS. | INT | TFL | PD | QBH | TD | MISC | |
|---------------|-------------|-----|-------|---------|------|------|-----|------|------|------|-----|-----|----|-----|----|------|--|
| | | | | TOT | SOLO | ASST | FF | FR | | | | | | | | | |
| 12/15/19 | PIT vs. BUF | L | S | 4 | 3 | 1 | 0.5 | 4.0 | 0 | 2 | 1 | 2 | 0 | 1 | 0 | | |
| 12/13/20 | PIT @ BUF | L | S | 2 | 1 | 1 | 0.0 | 0.0 | 0 | 0 | 1 | 2 | 0 | 0 | 0 | | |
| 9/12/21 | PIT @ BUF | W | S | 3 | 3 | 0 | 2.0 | 10.0 | 0 | 1 | 0 | 5 | 0 | 1 | 0 | | |
| TOTALS | | 1/2 | 3/3 | 9 | 7 | 2 | 2.5 | 14.0 | 0 | 3 | 2 | 9 | 0 | 2 | 0 | | |

T.J. WATT'S NFL REGULAR SEASON DEFENSIVE STATISTICS

| DATE | TEAM | GP | GS | TACKLES | | | | | INTERCEPTIONS | | | | | O. FUMB | | | ST | | | MISC | | | | | | | |
|-------------------|----------|-----|-----|---------|-----|-----|-----|-----|---------------|-------|-----|----|-----|---------|----|----|----|----|----|------|----|---|---|----|----|---|---|
| | | | | TK | S | A | TFL | YDS | SK | YDS | QBH | NO | YDS | LG | TD | PD | FF | FR | TD | YDS | TK | S | A | FF | FR | S | A |
| 2017 | Steelers | 15 | 15 | 52 | 39 | 13 | 10 | 42 | 7.0 | 36.0 | 13 | 1 | 17 | 17 | 0 | 7 | 1 | 0 | 0 | 0 | 2 | 1 | 1 | 0 | 0 | 0 | 0 |
| 2018 | Steelers | 16 | 16 | 68 | 50 | 18 | 12 | 63 | 13.0 | 87.0 | 21 | 0 | 0 | 0 | 3 | 6 | 0 | 0 | 0 | 0 | 0 | 0 | 0 | 0 | 0 | 0 | |
| 2019 | Steelers | 16 | 16 | 55 | 35 | 20 | 14 | 56 | 14.5 | 104.0 | 36 | 2 | 7 | 7 | 0 | 8 | 8 | 4 | 0 | 0 | 0 | 0 | 0 | 0 | 0 | 0 | |
| 2020 | Steelers | 15 | 15 | 53 | 43 | 10 | 23 | 119 | 15.0 | 112.5 | 41 | 1 | 0 | 0 | 7 | 2 | 0 | 0 | 0 | 0 | 0 | 0 | 0 | 0 | 0 | 0 | |
| 2021 | Steelers | 15 | 15 | 64 | 48 | 16 | 21 | 100 | 22.5 | 111.5 | 39 | 0 | 0 | 0 | 7 | 5 | 3 | 0 | 0 | 0 | 0 | 0 | 0 | 0 | 0 | 0 | |
| 2022 | Steelers | 10 | 10 | 39 | 27 | 12 | 8 | 34 | 5.5 | 37.5 | 12 | 2 | 0 | 0 | 5 | 1 | 0 | 0 | 0 | 0 | 0 | 0 | 0 | 0 | 0 | 0 | |
| 2023 | Steelers | 17 | 17 | 68 | 48 | 20 | 19 | 103 | 19.0 | 122.0 | 36 | 1 | 24 | 24 | 0 | 8 | 4 | 3 | 1 | 34 | 0 | 0 | 0 | 0 | 0 | 0 | |
| NFL TOTALS | | 104 | 104 | 399 | 290 | 109 | 107 | 517 | 96.5 | 610.5 | 198 | 7 | 48 | 24 | 0 | 45 | 27 | 10 | 1 | 34 | 2 | 1 | 1 | 0 | 0 | 0 | |

T.J. WATT'S NFL POSTSEASON DEFENSIVE STATISTICS

| DATE | TEAM | GP | GS | TACKLES | | | | | INTERCEPTIONS | | | | | O. FUMB | | | ST | | | MISC | | | | | | |
|-------------------|----------|----|----|---------|---|---|-----|-----|---------------|------|-----|----|-----|---------|----|----|----|----|----|------|----|---|---|----|----|---|
| | | | | TK | S | A | TFL | YDS | SK | YDS | QBH | NO | YDS | LG | TD | PD | FF | FR | TD | YDS | TK | S | A | FF | FR | S |
| 2017 | Steelers | 1 | 1 | 2 | 1 | 1 | 0 | 0 | 0.0 | 0.0 | 2 | 0 | 0 | 0 | 1 | 0 | 0 | 0 | 0 | 0 | 0 | 0 | 0 | 0 | 0 | 0 |
| 2020 | Steelers | 1 | 1 | 3 | 2 | 1 | 1 | 1 | 0.0 | 0.0 | 0 | 0 | 0 | 0 | 1 | 0 | 0 | 0 | 0 | 0 | 0 | 0 | 0 | 0 | 0 | 0 |
| 2021 | Steelers | 1 | 1 | 3 | 3 | 0 | 2 | 16 | 1.0 | 14.0 | 3 | 0 | 0 | 0 | 1 | 0 | 1 | 1 | 26 | 0 | 0 | 0 | 0 | 0 | 0 | 0 |
| NFL TOTALS | | 3 | 3 | 8 | 6 | 2 | 3 | 17 | 1.0 | 14.0 | 5 | 0 | 0 | 0 | 3 | 0 | 1 | 1 | 26 | 0 | 0 | 0 | 0 | 0 | 0 | 0 |

SINGLE-GAME HIGHS: DEFENSIVE

Total Tackles 10 at Cleveland Browns, Sep 09, 2018
8 at Baltimore Ravens, Jan 06, 2024
...3 more at 8.

Solo Tackles 7 vs. Green Bay Packers, Nov 12, 2023
7 at Cleveland Browns, Sep 09, 2018

Sacks 4.0 vs. Cleveland Browns, Jan 03, 2022
3.5 vs. Baltimore Ravens, Dec 05, 2021

Passes Defensed 3 vs. Seattle Seahawks, Oct 17, 2021
3 at Dallas Cowboys, Nov 08, 2020

Forced Fumbles 2 vs. San Francisco 49ers, Sep 10, 2023
2 vs. Miami Dolphins, Oct 28, 2019
...2 more at 2.

Fumble Recoveries 1 vs. Baltimore Ravens, Oct 08, 2023
1 vs. Cleveland Browns, Sep 18, 2023
...8 more at 1.

Tackles For Loss 4 at Cleveland Browns, Sep 09, 2018
3 at Baltimore Ravens, Jan 06, 2024
...11 more at 3.

Interceptions 1 vs. Cincinnati Bengals, Nov 20, 2022
1 at Cincinnati Bengals, Sep 11, 2022
...4 more at 1.

Interception Return Yards 17 at Cleveland Browns, Sep 10, 2017
7 at San Francisco 49ers, Sep 22, 2019

Special Teams Tackles 1 vs. Tennessee Titans, Nov 16, 2017
1 at Cleveland Browns, Sep 10, 2017

Longest Opp Fumble Return 16 vs. Cleveland Browns, Sep 18, 2023

SINGLE-GAME HIGHS - POSTSEASON: DEFENSIVE

Total Tackles 3 at Kansas City Chiefs, Jan 16, 2022
3 vs. Cleveland Browns, Jan 10, 2021
2 vs. Jacksonville Jaguars, Jan 14, 2018

Solo Tackles 3 at Kansas City Chiefs, Jan 16, 2022
2 vs. Cleveland Browns, Jan 10, 2021
1 vs. Jacksonville Jaguars, Jan 14, 2018

Sacks 1.0 at Kansas City Chiefs, Jan 16, 2022

Passes Defensed 1 at Kansas City Chiefs, Jan 16, 2022
1 vs. Cleveland Browns, Jan 10, 2021
1 vs. Jacksonville Jaguars, Jan 14, 2018

Fumble Recoveries 1 at Kansas City Chiefs, Jan 16, 2022

Tackles For Loss 2 at Kansas City Chiefs, Jan 16, 2022
1 vs. Cleveland Browns, Jan 10, 2021

Longest Opp Fumble Return 26 at Kansas City Chiefs, Jan 16, 2022

2023 GAME-BY-GAME REGULAR-SEASON STATISTICS (STEELERS)

| DATE | OPPONENT | P/S | TACKLES | | | | | | INTERCEPTIONS | | | | O. FUMB | | | ST | | | MISC | | W/L | SCORE | | | | | | |
|-------------|-------------|-------|---------|----|----|------|-------|-----|---------------|-----|----|-----|---------|----|----|----|----|----|------|----|-----|-------|---|---|----|------|-------|---|
| | | | TK | S | A | SK | YDS | TFL | YDS | QBH | NO | YDS | LG | TD | PD | FF | FR | TD | YDS | TK | | | S | A | FF | FR | S | A |
| 09/10 | 49ers | S | 5 | 5 | 0 | 3.0 | 17.0 | 1 | 9 | 5 | 0 | 0 | 0 | 0 | 1 | 2 | 1 | 0 | 0 | 0 | 0 | 0 | 0 | 0 | 0 | L | 7-30 | |
| 09/18 | Browns | S | 4 | 2 | 2 | 1.0 | 7.0 | 2 | 8 | 4 | 0 | 0 | 0 | 0 | 1 | 0 | 1 | 1 | 16 | 0 | 0 | 0 | 0 | 0 | 0 | W | 26-22 | |
| 09/24 | at Raiders | S | 2 | 2 | 0 | 2.0 | 16.0 | 2 | 16 | 3 | 0 | 0 | 0 | 0 | 0 | 0 | 0 | 0 | 0 | 0 | 0 | 0 | 0 | 0 | 0 | W | 23-18 | |
| 10/01 | at Texans | S | 2 | 1 | 1 | 0.0 | 0.0 | 0 | 0 | 1 | 0 | 0 | 0 | 0 | 0 | 0 | 0 | 0 | 0 | 0 | 0 | 0 | 0 | 0 | 0 | L | 6-30 | |
| 10/08 | Ravens | S | 2 | 2 | 0 | 2.0 | 15.0 | 2 | 15 | 2 | 0 | 0 | 0 | 0 | 2 | 0 | 1 | 0 | 18 | 0 | 0 | 0 | 0 | 0 | 0 | W | 17-10 | |
| 10/22 | at Rams | S | 1 | 0 | 1 | 0.0 | 0.0 | 0 | 0 | 0 | 1 | 24 | 24 | 0 | 1 | 0 | 0 | 0 | 0 | 0 | 0 | 0 | 0 | 0 | 0 | W | 24-17 | |
| 10/29 | Jaguars | S | 2 | 1 | 1 | 0.5 | 4.0 | 0 | 0 | 1 | 0 | 0 | 0 | 0 | 1 | 0 | 0 | 0 | 0 | 0 | 0 | 0 | 0 | 0 | 0 | L | 10-20 | |
| 11/02 | Titans | S | 4 | 2 | 1 | 1.0 | 8.0 | 1 | 8 | 2 | 0 | 0 | 0 | 0 | 0 | 0 | 0 | 0 | 0 | 0 | 0 | 0 | 0 | 0 | 0 | W | 20-16 | |
| 11/12 | Packers | S | 8 | 7 | 1 | 1.0 | 6.0 | 1 | 6 | 2 | 0 | 0 | 0 | 0 | 0 | 0 | 0 | 0 | 0 | 0 | 0 | 0 | 0 | 0 | 0 | W | 23-19 | |
| 11/19 | at Browns | S | 6 | 4 | 2 | 1.0 | 2.0 | 2 | 6 | 3 | 0 | 0 | 0 | 0 | 0 | 0 | 0 | 0 | 0 | 0 | 0 | 0 | 0 | 0 | 0 | L | 10-13 | |
| 11/26 | at Bengals | S | 5 | 5 | 0 | 2.0 | 15.0 | 1 | 9 | 2 | 0 | 0 | 0 | 0 | 1 | 1 | 0 | 0 | 0 | 0 | 0 | 0 | 0 | 0 | 0 | W | 16-10 | |
| 12/03 | Cardinals | S | 6 | 3 | 3 | 0.5 | 3.0 | 1 | 2 | 2 | 0 | 0 | 0 | 0 | 1 | 0 | 0 | 0 | 0 | 0 | 0 | 0 | 0 | 0 | 0 | L | 10-24 | |
| 12/07 | Patriots | S | 5 | 3 | 2 | 0.0 | 0.0 | 1 | 1 | 0 | 0 | 0 | 0 | 0 | 0 | 0 | 0 | 0 | 0 | 0 | 0 | 0 | 0 | 0 | 0 | L | 18-21 | |
| 12/16 | at Colts | S | 3 | 2 | 1 | 2.0 | 10.0 | 2 | 10 | 2 | 0 | 0 | 0 | 0 | 0 | 0 | 0 | 0 | 0 | 0 | 0 | 0 | 0 | 0 | 0 | L | 13-30 | |
| 12/23 | Bengals | S | 3 | 2 | 1 | 1.0 | 8.0 | 0 | 0 | 4 | 0 | 0 | 0 | 0 | 1 | 1 | 0 | 0 | 0 | 0 | 0 | 0 | 0 | 0 | 0 | W | 34-11 | |
| 12/31 | at Seahawks | S | 2 | 1 | 1 | 0.0 | 0.0 | 0 | 0 | 1 | 0 | 0 | 0 | 0 | 0 | 0 | 0 | 0 | 0 | 0 | 0 | 0 | 0 | 0 | 0 | W | 30-23 | |
| 01/06 | at Ravens | S | 8 | 6 | 2 | 2.0 | 11.0 | 3 | 13 | 2 | 0 | 0 | 0 | 0 | 0 | 0 | 0 | 0 | 0 | 0 | 0 | 0 | 0 | 0 | 0 | W | 17-10 | |
| 2023 TOTALS | | 17-17 | 68 | 48 | 20 | 19.0 | 122.0 | 19 | 103 | 36 | 1 | 24 | 24 | 0 | 8 | 4 | 3 | 1 | 34 | 0 | 0 | 0 | 0 | 0 | 0 | 10-7 | | |

2022 GAME-BY-GAME REGULAR-SEASON STATISTICS (STEELERS)

| DATE | OPPONENT | P/S | TACKLES | | | | | | INTERCEPTIONS | | | | O. FUMB | | | ST | | | MISC | | W/L | SCORE | | | | | | |
|-------------|-------------|-----|---------|----|----|-----|------|-----|---------------|-----|-----------------|-----|---------|----|----|----|----|----|------|----|-----|-------|---|---|----|----|-----|--------|
| | | | TK | S | A | SK | YDS | TFL | YDS | QBH | NO | YDS | LG | TD | PD | FF | FR | TD | YDS | TK | | | S | A | FF | FR | S | A |
| 09/11 | at Bengals | S | 6 | 6 | 0 | 1.0 | 4.0 | 3 | 8 | 1 | 1 | 0 | 0 | 0 | 2 | 0 | 0 | 0 | 0 | 0 | 0 | 0 | 0 | 0 | 0 | 0 | W | 23-20+ |
| 09/18 | Patriots | S | | | | | | | | | INJURED RESERVE | | | | | | | | | | | | | | | | L | 14-17 |
| 09/22 | at Browns | S | | | | | | | | | INJURED RESERVE | | | | | | | | | | | | | | | | L | 17-29 |
| 10/02 | Jets | S | | | | | | | | | INJURED RESERVE | | | | | | | | | | | | | | | | L | 20-24 |
| 10/09 | at Bills | S | | | | | | | | | INJURED RESERVE | | | | | | | | | | | | | | | | L | 3-38 |
| 10/16 | Buccaneers | S | | | | | | | | | INJURED RESERVE | | | | | | | | | | | | | | | | W | 20-18 |
| 10/23 | at Dolphins | S | | | | | | | | | INJURED RESERVE | | | | | | | | | | | | | | | | L | 10-16 |
| 10/30 | at Eagles | S | | | | | | | | | INJURED RESERVE | | | | | | | | | | | | | | | | L | 13-35 |
| 11/13 | Saints | S | | | | | | | | | INJURED RESERVE | | | | | | | | | | | | | | | | W | 20-10 |
| 11/20 | Bengals | S | 6 | 2 | 4 | 0.5 | 3.0 | 0 | 0 | 1 | 1 | 0 | 0 | 0 | 2 | 0 | 0 | 0 | 0 | 0 | 0 | 0 | 0 | 0 | 0 | 0 | L | 30-37 |
| 11/28 | at Colts | S | 3 | 2 | 1 | 0.0 | 0.0 | 0 | 0 | 1 | 0 | 0 | 0 | 0 | 0 | 1 | 0 | 0 | 0 | 0 | 0 | 0 | 0 | 0 | 0 | 0 | W | 24-17 |
| 12/04 | at Falcons | S | 3 | 3 | 0 | 0.0 | 0.0 | 0 | 0 | 0 | 0 | 0 | 0 | 0 | 0 | 0 | 0 | 0 | 0 | 0 | 0 | 0 | 0 | 0 | 0 | 0 | W | 19-16 |
| 12/11 | Ravens | S | 5 | 3 | 2 | 1.0 | 4.0 | 1 | 4 | 1 | 0 | 0 | 0 | 0 | 0 | 0 | 0 | 0 | 0 | 0 | 0 | 0 | 0 | 0 | 0 | 0 | L | 14-16 |
| 12/18 | at Panthers | S | 2 | 1 | 1 | 1.5 | 14.0 | 1 | 9 | 2 | 0 | 0 | 0 | 0 | 0 | 0 | 0 | 0 | 0 | 0 | 0 | 0 | 0 | 0 | 0 | 0 | W | 24-16 |
| 12/24 | Raiders | S | 3 | 3 | 0 | 0.0 | 0.0 | 1 | 3 | 1 | 0 | 0 | 0 | 0 | 1 | 0 | 0 | 0 | 0 | 0 | 0 | 0 | 0 | 0 | 0 | 0 | W | 13-10 |
| 01/01 | at Ravens | S | 4 | 3 | 1 | 1.0 | 10.0 | 2 | 10 | 3 | 0 | 0 | 0 | 0 | 0 | 0 | 0 | 0 | 0 | 0 | 0 | 0 | 0 | 0 | 0 | 0 | W | 16-13 |
| 01/08 | Browns | S | 3 | 2 | 1 | 0.5 | 2.5 | 0 | 0 | 1 | 0 | 0 | 0 | 0 | 0 | 0 | 0 | 0 | 0 | 0 | 0 | 0 | 0 | 0 | 0 | 0 | W | 28-14 |
| 2022 TOTALS | | 9-9 | 35 | 25 | 10 | 5.5 | 37.5 | 8 | 34 | 11 | 2 | 0 | 0 | 0 | 5 | 1 | 0 | 0 | 0 | 0 | 0 | 0 | 0 | 0 | 0 | 0 | 9-8 | |

+ - Overtime

2021 GAME-BY-GAME REGULAR-SEASON STATISTICS (STEELERS)

| DATE | OPPONENT | P/S | TACKLES | | | | | | INTERCEPTIONS | | | | O. FUMB | | | ST | | | MISC | | W/L | SCORE | | | | | | |
|-------------|-------------|-------|---------|----|----|------|-------|-----|---------------|-----|------------------|-----|---------|----|----|----|----|----|------|----|-----|-------|---|---|----|----|-------|--------|
| | | | TK | S | A | SK | YDS | TFL | YDS | QBH | NO | YDS | LG | TD | PD | FF | FR | TD | YDS | TK | | | S | A | FF | FR | S | A |
| 09/12 | at Bills | S | 3 | 3 | 0 | 2.0 | 10.0 | 1 | 5 | 5 | 0 | 0 | 0 | 0 | 0 | 1 | 0 | 0 | 0 | 0 | 0 | 0 | 0 | 0 | 0 | 0 | W | 23-16 |
| 09/19 | Raiders | S | 4 | 3 | 1 | 1.0 | 1.0 | 0 | 0 | 1 | 0 | 0 | 0 | 0 | 0 | 1 | 0 | 0 | 0 | 0 | 0 | 0 | 0 | 0 | 0 | 0 | L | 17-26 |
| 09/26 | Bengals | S | | | | | | | | | ON INACTIVE LIST | | | | | | | | | | | | | | | | L | 10-24 |
| 10/03 | at Packers | S | 4 | 3 | 1 | 2.0 | 6.0 | 2 | 6 | 2 | 0 | 0 | 0 | 0 | 0 | 1 | 0 | 0 | 0 | 0 | 0 | 0 | 0 | 0 | 0 | 0 | L | 17-27 |
| 10/10 | Broncos | S | 3 | 3 | 0 | 0.0 | 0.0 | 1 | 4 | 2 | 0 | 0 | 0 | 0 | 0 | 0 | 0 | 0 | 0 | 0 | 0 | 0 | 0 | 0 | 0 | 0 | W | 27-19 |
| 10/17 | Seahawks | S | 7 | 6 | 1 | 2.0 | 13.0 | 3 | 14 | 2 | 0 | 0 | 0 | 0 | 3 | 1 | 0 | 0 | 0 | 0 | 0 | 0 | 0 | 0 | 0 | 0 | W | 23-20+ |
| 10/31 | at Browns | S | 6 | 4 | 2 | 1.5 | 7.5 | 1 | 5 | 3 | 0 | 0 | 0 | 0 | 0 | 0 | 1 | 0 | 0 | 0 | 0 | 0 | 0 | 0 | 0 | 0 | W | 15-10 |
| 11/08 | Bears | S | 7 | 4 | 3 | 3.0 | 13.0 | 3 | 13 | 3 | 0 | 0 | 0 | 0 | 1 | 0 | 0 | 0 | 0 | 0 | 0 | 0 | 0 | 0 | 0 | 0 | W | 29-27 |
| 11/14 | Lions | S | 5 | 3 | 2 | 1.0 | 6.0 | 2 | 7 | 2 | 0 | 0 | 0 | 0 | 0 | 0 | 0 | 0 | 0 | 0 | 0 | 0 | 0 | 0 | 0 | 0 | T | 16-16 |
| 11/21 | at Chargers | S | | | | | | | | | ON INACTIVE LIST | | | | | | | | | | | | | | | | L | 37-41 |
| 11/28 | at Bengals | S | 2 | 1 | 1 | 0.0 | 0.0 | 0 | 0 | 0 | 0 | 0 | 0 | 0 | 0 | 0 | 0 | 0 | 0 | 0 | 0 | 0 | 0 | 0 | 0 | 0 | L | 10-41 |
| 12/05 | Ravens | S | 6 | 5 | 1 | 3.5 | 12.0 | 3 | 8 | 6 | 0 | 0 | 0 | 0 | 0 | 1 | 0 | 0 | 0 | 0 | 0 | 0 | 0 | 0 | 0 | 0 | W | 20-19 |
| 12/09 | at Vikings | S | 1 | 0 | 1 | 0.0 | 0.0 | 0 | 0 | 1 | 0 | 0 | 0 | 0 | 0 | 0 | 0 | 0 | 0 | 0 | 0 | 0 | 0 | 0 | 0 | 0 | L | 28-36 |
| 12/19 | Titans | S | 5 | 4 | 1 | 1.5 | 15.0 | 1 | 10 | 4 | 0 | 0 | 0 | 0 | 0 | 1 | 0 | 0 | 0 | 0 | 0 | 0 | 0 | 0 | 0 | 0 | W | 19-13 |
| 12/26 | at Chiefs | S | 1 | 1 | 0 | 0.0 | 0.0 | 0 | 0 | 0 | 0 | 0 | 0 | 0 | 0 | 0 | 0 | 0 | 0 | 0 | 0 | 0 | 0 | 0 | 0 | 0 | L | 10-36 |
| 01/03 | Browns | S | 5 | 5 | 0 | 4.0 | 25.0 | 3 | 25 | 5 | 0 | 0 | 0 | 0 | 2 | 0 | 0 | 0 | 0 | 0 | 0 | 0 | 0 | 0 | 0 | 0 | W | 26-14 |
| 01/09 | at Ravens | S | 5 | 3 | 2 | 1.0 | 3.0 | 1 | 3 | 3 | 0 | 0 | 0 | 0 | 1 | 1 | 0 | 0 | 0 | 0 | 0 | 0 | 0 | 0 | 0 | 0 | W | 16-13+ |
| 2021 TOTALS | | 15-15 | 64 | 48 | 16 | 22.5 | 111.5 | 21 | 100 | 39 | 0 | 0 | 0 | 0 | 7 | 5 | 3 | 0 | 0 | 0 | 0 | 0 | 0 | 0 | 0 | 0 | 9-7-1 | |

+ - Overtime

2020 GAME-BY-GAME REGULAR-SEASON STATISTICS (STEELERS)

| DATE | OPPONENT | P/S | TACKLES | | | | | | | INTERCEPTIONS | | | | O. FUMB | | | ST | | | MISC | | W/L | SCORE | | | | | |
|------------------|---------------|-------|---------|----|----|------|-------|-----|-----|---------------|----|-----|----|---------|----|----|----|----|-----|------|---|-----|-------|---|----|----|-------|-------|
| | | | TK | S | A | SK | YDS | TFL | YDS | QBH | NO | YDS | LG | TD | PD | FF | FR | TD | YDS | TK | S | | | A | FF | FR | S | A |
| 09/14 | at Giants | S | 1 | 1 | 0 | 0.0 | 0.0 | 1 | 1 | 2 | 1 | 0 | 0 | 0 | 2 | 0 | 0 | 0 | 0 | 0 | 0 | 0 | 0 | 0 | 0 | 0 | W | 26-16 |
| 09/20 | Broncos | S | 4 | 3 | 1 | 2.5 | 20.0 | 2 | 16 | 4 | 0 | 0 | 0 | 0 | 0 | 0 | 0 | 0 | 0 | 0 | 0 | 0 | 0 | 0 | 0 | W | 26-21 | |
| 09/27 | Texans | S | 4 | 4 | 0 | 1.0 | 11.0 | 2 | 16 | 4 | 0 | 0 | 0 | 0 | 0 | 0 | 0 | 0 | 0 | 0 | 0 | 0 | 0 | 0 | 0 | W | 28-21 | |
| 10/11 | Eagles | S | 3 | 3 | 0 | 1.0 | 8.0 | 3 | 13 | 3 | 0 | 0 | 0 | 0 | 0 | 0 | 0 | 0 | 0 | 0 | 0 | 0 | 0 | 0 | 0 | W | 38-29 | |
| 10/18 | Browns | S | 3 | 2 | 1 | 0.0 | 0.0 | 1 | 1 | 1 | 0 | 0 | 0 | 0 | 0 | 0 | 0 | 0 | 0 | 0 | 0 | 0 | 0 | 0 | 0 | W | 38-7 | |
| 10/25 | at Titans | S | 5 | 4 | 1 | 1.0 | 7.0 | 3 | 13 | 2 | 0 | 0 | 0 | 0 | 1 | 0 | 0 | 0 | 0 | 0 | 0 | 0 | 0 | 0 | 0 | W | 27-24 | |
| 11/01 | at Ravens | S | 5 | 3 | 2 | 1.0 | 0.0 | 0 | 0 | 5 | 0 | 0 | 0 | 0 | 0 | 0 | 0 | 0 | 0 | 0 | 0 | 0 | 0 | 0 | 0 | W | 28-24 | |
| 11/08 | at Cowboys | S | 1 | 0 | 1 | 0.5 | 8.5 | 0 | 0 | 3 | 0 | 0 | 0 | 0 | 3 | 0 | 0 | 0 | 0 | 0 | 0 | 0 | 0 | 0 | 0 | W | 24-19 | |
| 11/15 | Bengals | S | 4 | 4 | 0 | 2.0 | 15.0 | 2 | 15 | 4 | 0 | 0 | 0 | 0 | 0 | 0 | 0 | 0 | 0 | 0 | 0 | 0 | 0 | 0 | 0 | W | 36-10 | |
| 11/22 | at Jaguars | S | 2 | 2 | 0 | 0.0 | 0.0 | 0 | 0 | 2 | 0 | 0 | 0 | 0 | 0 | 0 | 0 | 0 | 0 | 0 | 0 | 0 | 0 | 0 | 0 | W | 27-3 | |
| 12/02 | Ravens | S | 4 | 4 | 2 | 2.0 | 12.0 | 3 | 14 | 3 | 0 | 0 | 0 | 0 | 0 | 0 | 0 | 0 | 0 | 0 | 0 | 0 | 0 | 0 | 0 | W | 19-14 | |
| 12/07 | Football Team | S | 6 | 5 | 1 | 1.0 | 7.0 | 2 | 9 | 4 | 0 | 0 | 0 | 0 | 1 | 0 | 0 | 0 | 0 | 0 | 0 | 0 | 0 | 0 | 0 | L | 17-23 | |
| 12/13 | at Bills | S | 2 | 1 | 1 | 0.0 | 0.0 | 0 | 0 | 2 | 0 | 0 | 0 | 0 | 1 | 0 | 0 | 0 | 0 | 0 | 0 | 0 | 0 | 0 | 0 | L | 15-26 | |
| 12/21 | at Bengals | S | 4 | 4 | 0 | 1.0 | 11.0 | 3 | 17 | 1 | 0 | 0 | 0 | 0 | 0 | 0 | 0 | 0 | 0 | 0 | 0 | 0 | 0 | 0 | 0 | L | 17-27 | |
| 12/27 | Colts | S | 3 | 3 | 0 | 2.0 | 13.0 | 1 | 4 | 1 | 0 | 0 | 0 | 0 | 1 | 0 | 0 | 0 | 0 | 0 | 0 | 0 | 0 | 0 | 0 | W | 28-24 | |
| 10/27 | at Browns | S | | | | | | | | | | | | | | | | | | | | | | | | L | 22-24 | |
| ON INACTIVE LIST | | | | | | | | | | | | | | | | | | | | | | | | | | | | |
| 2020 TOTALS | | 15-15 | 53 | 43 | 10 | 15.0 | 112.5 | 23 | 119 | 41 | 1 | 0 | 0 | 0 | 7 | 2 | 0 | 0 | 0 | 0 | 0 | 0 | 0 | 0 | 0 | 0 | 12-4 | |

2019 GAME-BY-GAME REGULAR-SEASON STATISTICS (STEELERS)

| DATE | OPPONENT | P/S | TACKLES | | | | | | | INTERCEPTIONS | | | | O. FUMB | | | ST | | | MISC | | W/L | SCORE | | | | | |
|-------------|--------------|-------|---------|----|----|------|-------|-----|-----|---------------|----|-----|----|---------|----|----|----|----|-----|------|---|-----|-------|---|----|-----|--------|-------|
| | | | TK | S | A | SK | YDS | TFL | YDS | QBH | NO | YDS | LG | TD | PD | FF | FR | TD | YDS | TK | S | | | A | FF | FR | S | A |
| 09/08 | at Patriots | S | 2 | 1 | 1 | 0.0 | 0.0 | 1 | 3 | 3 | 0 | 0 | 0 | 0 | 0 | 0 | 0 | 0 | 0 | 0 | 0 | 0 | 0 | 0 | 0 | 0 | L | 3-33 |
| 09/15 | Seahawks | S | 6 | 3 | 3 | 1.0 | 8.0 | 1 | 8 | 1 | 0 | 0 | 0 | 0 | 1 | 0 | 0 | 0 | 0 | 0 | 0 | 0 | 0 | 0 | 0 | 0 | L | 26-28 |
| 09/22 | at 49ers | S | 2 | 2 | 0 | 0.0 | 0.0 | 0 | 0 | 2 | 1 | 7 | 7 | 0 | 2 | 0 | 1 | 0 | 0 | 0 | 0 | 0 | 0 | 0 | 0 | 0 | L | 20-24 |
| 09/30 | Bengals | S | 2 | 1 | 1 | 1.5 | 9.0 | 1 | 5 | 3 | 0 | 0 | 0 | 0 | 0 | 1 | 0 | 0 | 0 | 0 | 0 | 0 | 0 | 0 | 0 | W | 27-3 | |
| 10/06 | Ravens | S | 5 | 4 | 1 | 1.0 | 6.0 | 3 | 8 | 1 | 0 | 0 | 0 | 0 | 0 | 0 | 0 | 0 | 0 | 0 | 0 | 0 | 0 | 0 | 0 | L | 23-26+ | |
| 10/13 | at Chargers | S | 3 | 0 | 3 | 0.5 | 2.0 | 0 | 0 | 4 | 0 | 0 | 0 | 0 | 1 | 0 | 0 | 0 | 0 | 0 | 0 | 0 | 0 | 0 | 0 | W | 24-17 | |
| 10/28 | Dolphins | S | 3 | 3 | 0 | 2.0 | 16.0 | 0 | 0 | 3 | 0 | 0 | 0 | 0 | 2 | 1 | 0 | 0 | 0 | 0 | 0 | 0 | 0 | 0 | 0 | W | 27-14 | |
| 11/03 | Colts | S | 3 | 2 | 1 | 1.5 | 13.0 | 1 | 9 | 3 | 0 | 0 | 0 | 0 | 0 | 0 | 0 | 0 | 0 | 0 | 0 | 0 | 0 | 0 | 0 | W | 26-24 | |
| 11/10 | Rams | S | 5 | 4 | 1 | 2.0 | 15.0 | 1 | 8 | 2 | 0 | 0 | 0 | 0 | 1 | 0 | 0 | 0 | 0 | 0 | 0 | 0 | 0 | 0 | 0 | W | 17-12 | |
| 11/14 | at Browns | S | 4 | 2 | 2 | 1.0 | 4.0 | 1 | 4 | 2 | 0 | 0 | 0 | 0 | 1 | 0 | 0 | 0 | 0 | 0 | 0 | 0 | 0 | 0 | 0 | L | 7-21 | |
| 11/24 | at Bengals | S | 2 | 2 | 0 | 1.0 | 9.0 | 1 | 1 | 1 | 0 | 0 | 0 | 0 | 1 | 0 | 0 | 0 | 0 | 0 | 0 | 0 | 0 | 0 | 0 | W | 16-10 | |
| 12/01 | Browns | S | 2 | 1 | 1 | 1.0 | 6.0 | 1 | 6 | 3 | 0 | 0 | 0 | 0 | 0 | 0 | 0 | 0 | 0 | 0 | 0 | 0 | 0 | 0 | 0 | W | 20-13 | |
| 12/08 | at Cardinals | S | 2 | 1 | 1 | 0.0 | 0.0 | 1 | 1 | 1 | 1 | 0 | 0 | 0 | 1 | 0 | 0 | 0 | 0 | 0 | 0 | 0 | 0 | 0 | 0 | W | 23-17 | |
| 12/15 | Bills | S | 4 | 3 | 1 | 0.5 | 4.0 | 2 | 3 | 2 | 0 | 0 | 0 | 0 | 1 | 1 | 0 | 0 | 0 | 0 | 0 | 0 | 0 | 0 | 0 | L | 10-17 | |
| 12/22 | at Jets | S | 5 | 2 | 3 | 1.0 | 8.0 | 0 | 0 | 3 | 0 | 0 | 0 | 0 | 1 | 1 | 0 | 0 | 0 | 0 | 0 | 0 | 0 | 0 | 0 | L | 10-16 | |
| 12/29 | at Ravens | S | 5 | 4 | 1 | 0.5 | 4.0 | 0 | 0 | 2 | 0 | 0 | 0 | 0 | 1 | 1 | 0 | 0 | 0 | 0 | 0 | 0 | 0 | 0 | 0 | L | 10-28 | |
| 2019 TOTALS | | 16-16 | 55 | 35 | 20 | 14.5 | 104.0 | 14 | 56 | 36 | 2 | 7 | 7 | 0 | 8 | 8 | 4 | 0 | 0 | 0 | 0 | 0 | 0 | 0 | 0 | 8-8 | | |

+ - Overtime

2018 GAME-BY-GAME REGULAR-SEASON STATISTICS (STEELERS)

| DATE | OPPONENT | P/S | TACKLES | | | | | | | INTERCEPTIONS | | | | O. FUMB | | | ST | | | MISC | | W/L | SCORE | | | | |
|-------------|---------------|-------|---------|----|----|------|------|-----|-----|---------------|----|-----|----|---------|----|----|----|----|-----|------|---|-----|-------|---|----|-------|-------|
| | | | TK | S | A | SK | YDS | TFL | YDS | QBH | NO | YDS | LG | TD | PD | FF | FR | TD | YDS | TK | S | | | A | FF | FR | S |
| 09/09 | at Browns | S | 10 | 7 | 3 | 3.0 | 16.0 | 4 | 19 | 3 | 0 | 0 | 0 | 0 | 0 | 0 | 0 | 0 | 0 | 0 | 0 | 0 | 0 | 0 | 0 | T | 21-21 |
| 09/16 | Chiefs | S | 2 | 1 | 1 | 0.0 | 0.0 | 0 | 0 | 1 | 0 | 0 | 0 | 0 | 0 | 0 | 0 | 0 | 0 | 0 | 0 | 0 | 0 | 0 | 0 | L | 37-42 |
| 09/24 | at Buccaneers | S | 4 | 2 | 2 | 0.0 | 0.0 | 0 | 0 | 2 | 0 | 0 | 0 | 0 | 0 | 0 | 0 | 0 | 0 | 0 | 0 | 0 | 0 | 0 | 0 | W | 30-27 |
| 09/30 | Ravens | S | 4 | 3 | 1 | 0.0 | 0.0 | 0 | 0 | 0 | 0 | 0 | 0 | 0 | 0 | 0 | 0 | 0 | 0 | 0 | 0 | 0 | 0 | 0 | 0 | L | 14-26 |
| 10/07 | Falcons | S | 8 | 6 | 2 | 3.0 | 25.0 | 3 | 14 | 6 | 0 | 0 | 0 | 0 | 1 | 0 | 0 | 0 | 0 | 0 | 0 | 0 | 0 | 0 | 0 | W | 41-17 |
| 10/14 | at Bengals | S | 2 | 1 | 1 | 0.0 | 0.0 | 0 | 0 | 0 | 0 | 0 | 0 | 0 | 1 | 0 | 0 | 0 | 0 | 0 | 0 | 0 | 0 | 0 | 0 | W | 28-21 |
| 10/28 | Browns | S | 7 | 5 | 2 | 1.0 | 4.0 | 2 | 6 | 1 | 0 | 0 | 0 | 0 | 0 | 0 | 0 | 0 | 0 | 0 | 0 | 0 | 0 | 0 | 0 | W | 33-18 |
| 11/04 | at Ravens | S | 5 | 4 | 1 | 0.0 | 0.0 | 0 | 0 | 0 | 0 | 0 | 0 | 0 | 0 | 0 | 0 | 0 | 0 | 0 | 0 | 0 | 0 | 0 | 0 | W | 23-16 |
| 11/08 | Panthers | S | 1 | 1 | 0 | 1.0 | 12.0 | 0 | 0 | 2 | 0 | 0 | 0 | 0 | 0 | 1 | 0 | 0 | 0 | 0 | 0 | 0 | 0 | 0 | 0 | W | 52-21 |
| 11/18 | at Jaguars | S | 6 | 6 | 0 | 2.0 | 11.0 | 1 | 11 | 1 | 0 | 0 | 0 | 0 | 0 | 2 | 0 | 0 | 0 | 0 | 0 | 0 | 0 | 0 | 0 | W | 20-16 |
| 11/25 | at Broncos | S | 1 | 1 | 0 | 0.0 | 0.0 | 0 | 0 | 0 | 0 | 0 | 0 | 0 | 0 | 0 | 0 | 0 | 0 | 0 | 0 | 0 | 0 | 0 | 0 | L | 17-24 |
| 12/02 | Chargers | S | 1 | 1 | 0 | 0.0 | 0.0 | 0 | 0 | 1 | 0 | 0 | 0 | 0 | 0 | 0 | 0 | 0 | 0 | 0 | 0 | 0 | 0 | 0 | 0 | L | 30-33 |
| 12/09 | at Raiders | S | 4 | 2 | 2 | 0.0 | 0.0 | 0 | 0 | 0 | 0 | 0 | 0 | 0 | 1 | 0 | 0 | 0 | 0 | 0 | 0 | 0 | 0 | 0 | 0 | L | 21-24 |
| 12/16 | Patriots | S | 3 | 3 | 0 | 1.0 | 7.0 | 1 | 7 | 3 | 0 | 0 | 0 | 0 | 0 | 0 | 0 | 0 | 0 | 0 | 0 | 0 | 0 | 0 | 0 | W | 17-10 |
| 12/23 | at Saints | S | 3 | 3 | 0 | 1.0 | 6.0 | 1 | 6 | 1 | 0 | 0 | 0 | 0 | 1 | 0 | 0 | 0 | 0 | 0 | 0 | 0 | 0 | 0 | 0 | L | 28-31 |
| 12/30 | Bengals | S | 7 | 4 | 3 | 1.0 | 6.0 | 0 | 0 | 0 | 0 | 0 | 0 | 0 | 2 | 0 | 0 | 0 | 0 | 0 | 0 | 0 | 0 | 0 | 0 | W | 16-13 |
| 2018 TOTALS | | 16-16 | 68 | 50 | 18 | 13.0 | 87.0 | 12 | 63 | 21 | 0 | 0 | 0 | 0 | 3 | 6 | 0 | 0 | 0 | 0 | 0 | 0 | 0 | 0 | 0 | 9-6-1 | |

2017 GAME-BY-GAME REG



94

DEFENSIVE LINEMAN

ARMON WATTS

HEIGHT: 6-5
WEIGHT: 307
BORN: July 22, 1996
COLLEGE: Arkansas

BIRTHPLACE: St. Louis, MO
HOW ACQUIRED: FA '23
NFL EXPERIENCE: 5th year

PRO CAREER

- ✦ Has played in 57 games (23 starts) over his four-year NFL career (Minnesota 2019-21; Chicago 2022)
- ✦ Has registered 125 tackles (57 solo), 15 quarterback hits, 8.0 sacks, seven tackles for loss, three forced fumbles and one pass defended
- ✦ Made NFL debut in Week 10 of 2019 (at Dallas)
- ✦ Made NFL starting debut in Week 17 of 2019 (vs. Chicago)

2022 (BEARS)

- ✦ Played in 17 regular-season games with a career-high 13 starts
- ✦ Recorded 35 tackles (18 solo), a career-best four tackles for loss, two quarterback hits and 1.0 sack
- ✦ Tied his single-game career high of six tackles in Week 6 vs. Washington

2021 (VIKINGS)

- ✦ Played in 17 regular-season games (nine starts)
- ✦ Set career highs in tackles (46), quarterback hits (10), sacks (5.0) and forced fumbles (two)
- ✦ Set single-game career highs with six tackles in Week 4 vs. Cleveland and Week 17 at Green Bay
- ✦ Strip sacked QB Sam Darnold in the fourth quarter of the Week 6 victory at Carolina
- ✦ Registered his second strip sack of the season on QB Aaron Rodgers in Week 11 vs. Green Bay

2020 (VIKINGS)

- ✦ Appeared in all 16 regular-season games for the first time in his career
- ✦ Recorded 31 tackles (12 solo), two quarterback hits and 0.5 sack
- ✦ Reached a season-high five tackles in Week 6 vs. Atlanta

2019 (VIKINGS)

- ✦ Played in seven regular-season games (one start)
- ✦ Registered 13 tackles (seven solo), 1.5 sack, one quarterback hit, one pass defended and one forced fumble
- ✦ Made his NFL debut in Week 10 at Dallas, recording three tackles, 0.5 sack and one quarterback hit
- ✦ Notched the first start of his NFL career vs. Chicago in Week 17, making three total tackles and his first career full sack, forced fumble and a tackle for loss

TRANSACTIONS

- ✦ Signed a one-year contract with Pittsburgh on April 10, 2023
- ✦ Claimed off waivers by Chicago on Aug. 31, 2022
- ✦ Waived by Minnesota on Aug. 30, 2022
- ✦ Drafted by Minnesota in the sixth round (190th overall) of the 2019 NFL Draft

COLLEGE

- ✦ Appeared in 29 games (11 starts) at Arkansas (2014-18)
- ✦ Finished career with 62 tackles, 9.5 tackles for loss, 7.0 sacks, and three forced fumbles
- ✦ Moved into the starting lineup as a senior in 2018 and led the Razorbacks with 7.0 sacks and three forced fumbles among his defensive line-leading 49 tackles and 8.5 tackles for loss
- ✦ Played 621 snaps in 2018 after entering the season with just 114 snaps played over the previous three years combined
- ✦ Honored by the Little Rock Touchdown Club with the Dan Hampton Award (defensive lineman of the year) and the Paul Eells Award (perseverance through adversity)

PERSONAL

- ✦ Attended Christian Brothers High School (MO)
- ✦ Helped his school to a record of 9-3 in 2013, including an undefeated season in district play
- ✦ Advanced to the third round of the Class 6A state playoffs as he tallied 66 tackles, including 14.5 for loss with five sacks
- ✦ As a junior, recorded 57 tackles, including five for loss with four sacks, and one fumble recovery as the Cadets finished 11-1 and advanced to the quarterfinal round of the state playoffs
- ✦ A three-star prospect according to ESPN, Rivals, Scout and 247Sports
- ✦ Ranked as the No. 10 prospect from Missouri and the No. 61 defensive tackle in the country by ESPN

REGULAR SEASON COMPARISON: DEFENSIVE - BUFFALO BILLS

| DATE | OPP | W/L | GP/GS | TACKLES | | | | | SACK | YDS. | INT | TFL | PD | QBH | TD | MISC | |
|---------------|-------------|-----|-------|---------|------|------|----|-----|------|------|-----|-----|----|-----|----|------|---|
| | | | | TOT | SOLO | ASST | FF | FR | | | | | | | | | |
| 12/24/22 | CHI vs. BUF | L | S | 0 | 0 | 0 | 0 | 0.0 | 0.0 | 0 | 0 | 0 | 0 | 0 | 0 | 0 | 0 |
| TOTALS | | 0/1 | 1/1 | 0 | 0 | 0 | 0 | 0.0 | 0.0 | 0 | 0 | 0 | 0 | 0 | 0 | 0 | 0 |

ARMON WATTS' NFL REGULAR SEASON DEFENSIVE STATISTICS

| DATE | TEAM | GP | GS | TACKLES | | | | | | | INTERCEPTIONS | | | | | O. FUMB | | | ST | | | MISC | | | | |
|-------------------|----------|-----------|-----------|------------|-----------|-----------|----------|-----------|------------|-------------|---------------|----------|----------|----------|----------|----------|----------|----------|----------|----------|----------|----------|----------|----------|----------|---|
| | | | | TK | S | A | SK | YDS | TFL | YDS | QBH | NO | YDS | LG | TD | PD | FF | FR | TD | YDS | TK | S | A | FF | FR | S |
| 2019 | Vikings | 7 | 1 | 13 | 7 | 6 | 0 | 1.5 | 10.0 | 1 | 0 | 0 | 0 | 0 | 1 | 1 | 0 | 0 | 0 | 0 | 0 | 0 | 0 | 0 | 0 | 0 |
| 2020 | Vikings | 16 | 0 | 31 | 12 | 19 | 0 | 0.5 | 2.0 | 2 | 0 | 0 | 0 | 0 | 0 | 0 | 0 | 0 | 0 | 0 | 0 | 0 | 0 | 0 | 0 | |
| 2021 | Vikings | 17 | 9 | 46 | 20 | 26 | 3 | 19 | 5.0 | 34.0 | 10 | 0 | 0 | 0 | 0 | 2 | 0 | 0 | 0 | 0 | 0 | 0 | 0 | 0 | 0 | |
| 2022 | Bears | 17 | 13 | 35 | 18 | 17 | 4 | 9 | 1.0 | 7.0 | 2 | 0 | 0 | 0 | 0 | 0 | 0 | 0 | 0 | 0 | 0 | 0 | 0 | 0 | 0 | |
| 2023 | Steelers | 15 | 0 | 15 | 6 | 9 | 0 | 0 | 0.5 | 4.0 | 3 | 0 | 0 | 0 | 0 | 0 | 0 | 0 | 0 | 0 | 0 | 0 | 0 | 0 | 0 | |
| NFL TOTALS | | 72 | 23 | 140 | 63 | 77 | 7 | 28 | 8.5 | 57.0 | 18 | 0 | 0 | 0 | 1 | 3 | 0 | 0 | 0 | 0 | 0 | 0 | 0 | 0 | 0 | |

ARMON WATTS' NFL POSTSEASON DEFENSIVE STATISTICS

| DATE | TEAM | GP | GS | TACKLES | | | | | | | INTERCEPTIONS | | | | | O. FUMB | | | ST | | | MISC | | | |
|-------------------|---------|----------|----------|----------|----------|----------|----------|------------|------------|----------|---------------|----------|----------|----------|----------|----------|----------|----------|----------|----------|----------|----------|----------|----------|----------|
| | | | | TK | S | A | SK | YDS | TFL | YDS | QBH | NO | YDS | LG | TD | PD | FF | FR | TD | YDS | TK | S | A | FF | FR |
| 2019 | Vikings | 0 | 0 | 0 | 0 | 0 | 0 | 0.0 | 0.0 | 0 | 0 | 0 | 0 | 0 | 0 | 0 | 0 | 0 | 0 | 0 | 0 | 0 | 0 | 0 | 0 |
| NFL TOTALS | | 0 | 0 | 0 | 0 | 0 | 0 | 0.0 | 0.0 | 0 | 0 | 0 | 0 | 0 | 0 | 0 | 0 | 0 | 0 | 0 | 0 | 0 | 0 | 0 | 0 |

SINGLE-GAME HIGHS: DEFENSIVE

Total Tackles 6 vs. Washington Commanders, Oct 13, 2022
 6 at Green Bay Packers, Jan 02, 2022
 ...1 more at 6.

Solo Tackles 3 at Baltimore Ravens, Nov 07, 2021
 3 vs. Detroit Lions, Oct 10, 2021
 ...2 more at 3.

Sacks 1.0 at New York Jets, Nov 27, 2022
 1.0 vs. Pittsburgh Steelers, Dec 09, 2021
 ...5 more at 1.0.

Passes Defensed 1 at Seattle Seahawks, Dec 02, 2019
 1 vs. Green Bay Packers, Nov 21, 2021

Forced Fumbles 1 at Carolina Panthers, Oct 17, 2021
 ...1 more at 1.

Tackles For Loss 1 vs. Green Bay Packers, Dec 04, 2022
 1 at New York Jets, Nov 27, 2022
 ...5 more at 1.

2023 GAME-BY-GAME REGULAR-SEASON STATISTICS (STEELERS)

| DATE | OPPONENT | P/S | TACKLES | | | | | | | INTERCEPTIONS | | | | | O. FUMB | | | ST | | | MISC | | | | | | |
|--------------------|-------------|-------------|-----------|----------|----------|------------|------------|----------|----------|---------------|----------|----------|----------|----------|----------|----------|----------|----------|----------|----------|----------|----------|----------|----------|----------|----------|-------------|
| | | | TK | S | A | SK | YDS | TFL | YDS | QBH | NO | YDS | LG | TD | PD | FF | FR | TD | YDS | TK | S | A | FF | FR | S | A | |
| ON INACTIVE LIST | | | | | | | | | | | | | | | | | | | | | | | | | | | |
| 09/10 | 49ers | | | | | | | | | | | | | | | | | | | | | | | | | | L |
| 09/18 | Browns | P | 2 | 2 | 0 | 0.0 | 0.0 | 0 | 0 | 0 | 0 | 0 | 0 | 0 | 0 | 0 | 0 | 0 | 0 | 0 | 0 | 0 | 0 | 0 | 0 | 0 | W |
| 09/24 | at Raiders | P | 0 | 0 | 0 | 0.0 | 0.0 | 0 | 0 | 0 | 0 | 0 | 0 | 0 | 0 | 0 | 0 | 0 | 0 | 0 | 0 | 0 | 0 | 0 | 0 | W | |
| 10/01 | at Texans | P | 0 | 0 | 0 | 0.0 | 0.0 | 0 | 0 | 0 | 0 | 0 | 0 | 0 | 0 | 0 | 0 | 0 | 0 | 0 | 0 | 0 | 0 | 0 | 0 | L | |
| 10/08 | Ravens | P | 1 | 0 | 1 | 0.0 | 0.0 | 0 | 0 | 0 | 0 | 0 | 0 | 0 | 0 | 0 | 0 | 0 | 0 | 0 | 0 | 0 | 0 | 0 | 0 | W | |
| 10/22 | at Rams | P | 0 | 0 | 0 | 0.0 | 0.0 | 0 | 0 | 0 | 0 | 0 | 0 | 0 | 0 | 0 | 0 | 0 | 0 | 0 | 0 | 0 | 0 | 0 | 0 | W | |
| 10/29 | Jaguars | P | 2 | 0 | 2 | 0.5 | 4.0 | 0 | 0 | 2 | 0 | 0 | 0 | 0 | 0 | 0 | 0 | 0 | 0 | 0 | 0 | 0 | 0 | 0 | 0 | L | |
| 11/02 | Titans | | | | | | | | | | | | | | | | | | | | | | | | | W | |
| 11/12 | Packers | P | 0 | 0 | 0 | 0.0 | 0.0 | 0 | 0 | 0 | 0 | 0 | 0 | 0 | 0 | 0 | 0 | 0 | 0 | 0 | 0 | 0 | 0 | 0 | 0 | W | |
| 11/19 | at Browns | P | 3 | 0 | 3 | 0.0 | 0.0 | 0 | 0 | 0 | 0 | 0 | 0 | 0 | 0 | 0 | 0 | 0 | 0 | 0 | 0 | 0 | 0 | 0 | 0 | L | |
| 11/26 | at Bengals | P | 0 | 0 | 0 | 0.0 | 0.0 | 0 | 0 | 0 | 0 | 0 | 0 | 0 | 0 | 0 | 0 | 0 | 0 | 0 | 0 | 0 | 0 | 0 | 0 | W | |
| 12/03 | Cardinals | P | 2 | 1 | 1 | 0.0 | 0.0 | 0 | 0 | 0 | 0 | 0 | 0 | 0 | 0 | 0 | 0 | 0 | 0 | 0 | 0 | 0 | 0 | 0 | 0 | L | |
| 12/07 | Patriots | P | 1 | 0 | 1 | 0.0 | 0.0 | 0 | 0 | 0 | 0 | 0 | 0 | 0 | 0 | 0 | 0 | 0 | 0 | 0 | 0 | 0 | 0 | 0 | 0 | L | |
| 12/16 | at Colts | P | 2 | 1 | 1 | 0.0 | 0.0 | 0 | 0 | 1 | 0 | 0 | 0 | 0 | 0 | 0 | 0 | 0 | 0 | 0 | 0 | 0 | 0 | 0 | 0 | L | |
| 12/23 | Bengals | P | 1 | 1 | 0 | 0.0 | 0.0 | 0 | 0 | 0 | 0 | 0 | 0 | 0 | 0 | 0 | 0 | 0 | 0 | 0 | 0 | 0 | 0 | 0 | 0 | W | |
| 12/31 | at Seahawks | P | 1 | 1 | 0 | 0.0 | 0.0 | 0 | 0 | 0 | 0 | 0 | 0 | 0 | 0 | 0 | 0 | 0 | 0 | 0 | 0 | 0 | 0 | 0 | 0 | W | |
| 01/06 | at Ravens | P | 0 | 0 | 0 | 0.0 | 0.0 | 0 | 0 | 0 | 0 | 0 | 0 | 0 | 0 | 0 | 0 | 0 | 0 | 0 | 0 | 0 | 0 | 0 | 0 | W | |
| 2023 TOTALS | | 15-0 | 15 | 6 | 9 | 0.5 | 4.0 | 0 | 0 | 3 | 0 | 0 | 0 | 0 | 0 | 0 | 0 | 0 | 0 | 0 | 0 | 0 | 0 | 0 | 0 | 0 | 10-7 |

2022 GAME-BY-GAME REGULAR-SEASON STATISTICS (BEARS)

| DATE | OPPONENT | P/S | TACKLES | | | | | | | INTERCEPTIONS | | | | | O. FUMB | | | ST | | | MISC | | | | | | |
|--------------------|-------------|--------------|-----------|-----------|-----------|------------|------------|----------|----------|---------------|----------|----------|----------|----------|----------|----------|----------|----------|----------|----------|----------|----------|----------|----------|----------|----------|-------------|
| | | | TK | S | A | SK | YDS | TFL | YDS | QBH | NO | YDS | LG | TD | PD | FF | FR | TD | YDS | TK | S | A | FF | FR | S | A | |
| 09/11 | 49ers | P | 2 | 1 | 1 | 0.0 | 0.0 | 0 | 0 | 0 | 0 | 0 | 0 | 0 | 0 | 0 | 0 | 0 | 0 | 0 | 0 | 0 | 0 | 0 | 0 | W | |
| 09/18 | at Packers | P | 1 | 1 | 0 | 0.0 | 0.0 | 0 | 0 | 0 | 0 | 0 | 0 | 0 | 0 | 0 | 0 | 0 | 0 | 0 | 0 | 0 | 0 | 0 | 0 | L | |
| 09/25 | Texans | P | 2 | 1 | 1 | 0.0 | 0.0 | 0 | 0 | 0 | 0 | 0 | 0 | 0 | 0 | 0 | 0 | 0 | 0 | 0 | 0 | 0 | 0 | 0 | 0 | W | |
| 10/02 | at Giants | S | 3 | 1 | 2 | 0.0 | 0.0 | 0 | 0 | 0 | 0 | 0 | 0 | 0 | 0 | 0 | 0 | 0 | 0 | 0 | 0 | 0 | 0 | 0 | 0 | L | |
| 10/09 | at Vikings | S | 3 | 1 | 2 | 0.0 | 0.0 | 1 | 1 | 0 | 0 | 0 | 0 | 0 | 0 | 0 | 0 | 0 | 0 | 0 | 0 | 0 | 0 | 0 | 0 | L | |
| 10/13 | Commanders | S | 6 | 2 | 4 | 0.0 | 0.0 | 0 | 0 | 0 | 0 | 0 | 0 | 0 | 0 | 0 | 0 | 0 | 0 | 0 | 0 | 0 | 0 | 0 | 0 | L | |
| 10/24 | at Patriots | S | 2 | 2 | 0 | 0.0 | 0.0 | 0 | 0 | 0 | 0 | 0 | 0 | 0 | 0 | 0 | 0 | 0 | 0 | 0 | 0 | 0 | 0 | 0 | 0 | W | |
| 10/30 | at Cowboys | S | 3 | 2 | 1 | 0.0 | 0.0 | 0 | 0 | 0 | 0 | 0 | 0 | 0 | 0 | 0 | 0 | 0 | 0 | 0 | 0 | 0 | 0 | 0 | 0 | L | |
| 11/06 | Dolphins | S | 1 | 1 | 0 | 0.0 | 0.0 | 0 | 0 | 0 | 0 | 0 | 0 | 0 | 0 | 0 | 0 | 0 | 0 | 0 | 0 | 0 | 0 | 0 | 0 | L | |
| 11/13 | Lions | S | 2 | 2 | 0 | 0.0 | 0.0 | 1 | 0 | 0 | 0 | 0 | 0 | 0 | 0 | 0 | 0 | 0 | 0 | 0 | 0 | 0 | 0 | 0 | 0 | L | |
| 11/20 | at Falcons | S | 1 | 1 | 0 | 0.0 | 0.0 | 0 | 0 | 0 | 0 | 0 | 0 | 0 | 0 | 0 | 0 | 0 | 0 | 0 | 0 | 0 | 0 | 0 | 0 | L | |
| 11/27 | at Jets | S | 3 | 2 | 1 | 1.0 | 7.0 | 1 | 7 | 1 | 0 | 0 | 0 | 0 | 0 | 0 | 0 | 0 | 0 | 0 | 0 | 0 | 0 | 0 | 0 | L | |
| 12/04 | Packers | S | 2 | 1 | 1 | 0.0 | 0.0 | 1 | 1 | 0 | 0 | 0 | 0 | 0 | 0 | 0 | 0 | 0 | 0 | 0 | 0 | 0 | 0 | 0 | 0 | L | |
| 12/18 | Eagles | S | 1 | 0 | 1 | 0.0 | 0.0 | 0 | 0 | 0 | 0 | 0 | 0 | 0 | 0 | 0 | 0 | 0 | 0 | 0 | 0 | 0 | 0 | 0 | 0 | L | |
| 12/24 | Bills | S | 0 | 0 | 0 | 0.0 | 0.0 | 0 | 0 | 0 | 0 | 0 | 0 | 0 | 0 | 0 | 0 | 0 | 0 | 0 | 0 | 0 | 0 | 0 | 0 | L | |
| 01/01 | at Lions | S | 0 | 0 | 0 | 0.0 | 0.0 | 0 | 0 | 1 | 0 | 0 | 0 | 0 | 0 | 0 | 0 | 0 | 0 | 0 | 0 | 0 | 0 | 0 | 0 | L | |
| 01/08 | Vikings | P | 3 | 0 | 3 | 0.0 | 0.0 | 0 | 0 | 0 | 0 | 0 | 0 | 0 | 0 | 0 | 0 | 0 | 0 | 0 | 0 | 0 | 0 | 0 | 0 | L | |
| 2022 TOTALS | | 17-13 | 35 | 18 | 17 | 1.0 | 7.0 | 4 | 9 | 2 | 0 | 0 | 0 | 0 | 0 | 0 | 0 | 0 | 0 | 0 | 0 | 0 | 0 | 0 | 0 | 0 | 3-14 |

2021 GAME-BY-GAME REGULAR-SEASON STATISTICS (VIKINGS)

| DATE | OPPONENT | P/S | TACKLES | | | | | | INTERCEPTIONS | | | | | O. FUMB | | | ST | | | MISC | | W/L | SCORE | | | | |
|--------------------|--------------|-------------|-----------|-----------|-----------|------------|-------------|----------|---------------|-----------|----------|----------|----------|----------|----------|----------|----------|----------|----------|----------|----------|----------|----------|----------|----------|------------|--------|
| | | | TK | S | A | SK | YDS | TFL | YDS | QBH | NO | YDS | LG | TD | PD | FF | FR | TD | YDS | TK | S | | | A | FF | FR | S |
| 09/12 | at Bengals | P | 1 | 1 | 0 | 0.0 | 0.0 | 0 | 0 | 0 | 0 | 0 | 0 | 0 | 0 | 0 | 0 | 0 | 0 | 0 | 0 | 0 | 0 | 0 | 0 | L | 24-27+ |
| 09/19 | at Cardinals | P | 1 | 1 | 0 | 0.0 | 0.0 | 0 | 0 | 0 | 0 | 0 | 0 | 0 | 0 | 0 | 0 | 0 | 0 | 0 | 0 | 0 | 0 | 0 | 0 | L | 33-34 |
| 09/26 | Seahawks | P | 0 | 0 | 0 | 0.0 | 0.0 | 0 | 0 | 0 | 0 | 0 | 0 | 0 | 0 | 0 | 0 | 0 | 0 | 0 | 0 | 0 | 0 | 0 | 0 | W | 30-17 |
| 10/03 | Browns | P | 6 | 2 | 4 | 0.0 | 0.0 | 0 | 0 | 0 | 0 | 0 | 0 | 0 | 0 | 0 | 0 | 0 | 0 | 0 | 0 | 0 | 0 | 0 | 0 | L | 7-14 |
| 10/10 | Lions | S | 5 | 3 | 2 | 0.0 | 0.0 | 0 | 0 | 0 | 0 | 0 | 0 | 0 | 0 | 0 | 0 | 0 | 0 | 0 | 0 | 0 | 0 | 0 | 0 | W | 19-17 |
| 10/17 | at Panthers | S | 4 | 1 | 3 | 1.0 | 7.0 | 0 | 0 | 0 | 0 | 0 | 0 | 0 | 1 | 0 | 0 | 0 | 0 | 0 | 0 | 0 | 0 | 0 | 0 | W | 34-28+ |
| 10/31 | Cowboys | S | 3 | 1 | 2 | 0.0 | 0.0 | 0 | 0 | 0 | 0 | 0 | 0 | 0 | 0 | 0 | 0 | 0 | 0 | 0 | 0 | 0 | 0 | 0 | 0 | L | 16-20 |
| 11/07 | at Ravens | S | 3 | 3 | 0 | 1.0 | 5.0 | 1 | 5 | 2 | 0 | 0 | 0 | 0 | 0 | 0 | 0 | 0 | 0 | 0 | 0 | 0 | 0 | 0 | 0 | L | 31-34+ |
| 11/14 | at Chargers | S | 1 | 0 | 1 | 0.0 | 0.0 | 0 | 0 | 0 | 0 | 0 | 0 | 0 | 0 | 0 | 0 | 0 | 0 | 0 | 0 | 0 | 0 | 0 | 0 | W | 27-20 |
| 11/21 | Packers | S | 4 | 2 | 2 | 1.0 | 8.0 | 0 | 0 | 1 | 0 | 0 | 0 | 0 | 1 | 0 | 0 | 0 | 0 | 0 | 0 | 0 | 0 | 0 | 0 | W | 34-31 |
| 11/28 | at 49ers | S | 3 | 1 | 2 | 1.0 | 5.0 | 1 | 5 | 3 | 0 | 0 | 0 | 0 | 0 | 0 | 0 | 0 | 0 | 0 | 0 | 0 | 0 | 0 | 0 | L | 26-34 |
| 12/05 | at Lions | P | 1 | 1 | 0 | 0.0 | 0.0 | 0 | 0 | 1 | 0 | 0 | 0 | 0 | 0 | 0 | 0 | 0 | 0 | 0 | 0 | 0 | 0 | 0 | 0 | L | 27-29 |
| 12/09 | Steelers | P | 3 | 1 | 2 | 1.0 | 9.0 | 1 | 9 | 2 | 0 | 0 | 0 | 0 | 0 | 0 | 0 | 0 | 0 | 0 | 0 | 0 | 0 | 0 | 0 | W | 36-28 |
| 12/20 | at Bears | P | 0 | 0 | 0 | 0.0 | 0.0 | 0 | 0 | 0 | 0 | 0 | 0 | 0 | 0 | 0 | 0 | 0 | 0 | 0 | 0 | 0 | 0 | 0 | 0 | W | 17-9 |
| 12/26 | Rams | P | 2 | 1 | 1 | 0.0 | 0.0 | 0 | 0 | 0 | 0 | 0 | 0 | 0 | 0 | 0 | 0 | 0 | 0 | 0 | 0 | 0 | 0 | 0 | 0 | L | 23-30 |
| 01/02 | at Packers | S | 6 | 1 | 5 | 0.0 | 0.0 | 0 | 0 | 0 | 0 | 0 | 0 | 0 | 0 | 0 | 0 | 0 | 0 | 0 | 0 | 0 | 0 | 0 | 0 | L | 10-37 |
| 01/09 | Bears | S | 3 | 1 | 2 | 0.0 | 0.0 | 0 | 0 | 1 | 0 | 0 | 0 | 0 | 0 | 0 | 0 | 0 | 0 | 0 | 0 | 0 | 0 | 0 | 0 | W | 31-17 |
| 2021 TOTALS | | 17-9 | 46 | 20 | 26 | 5.0 | 34.0 | 3 | 19 | 10 | 0 | 0 | 0 | 0 | 2 | 0 | 0 | 0 | 0 | 0 | 0 | 0 | 0 | 0 | 0 | 8-9 | |

+ - Overtime

2020 GAME-BY-GAME REGULAR-SEASON STATISTICS (VIKINGS)

| DATE | OPPONENT | P/S | TACKLES | | | | | | INTERCEPTIONS | | | | | O. FUMB | | | ST | | | MISC | | W/L | SCORE | | | | |
|--------------------|---------------|-------------|-----------|-----------|-----------|------------|------------|----------|---------------|----------|----------|----------|----------|----------|----------|----------|----------|----------|----------|----------|----------|----------|----------|----------|----------|------------|--------|
| | | | TK | S | A | SK | YDS | TFL | YDS | QBH | NO | YDS | LG | TD | PD | FF | FR | TD | YDS | TK | S | | | A | FF | FR | S |
| 09/13 | Packers | P | 1 | 0 | 1 | 0.0 | 0.0 | 0 | 0 | 0 | 0 | 0 | 0 | 0 | 0 | 0 | 0 | 0 | 0 | 0 | 0 | 0 | 0 | 0 | 0 | L | 34-43 |
| 09/20 | at Colts | P | 2 | 2 | 0 | 0.0 | 0.0 | 0 | 0 | 0 | 0 | 0 | 0 | 0 | 0 | 0 | 0 | 0 | 0 | 0 | 0 | 0 | 0 | 0 | 0 | L | 11-28 |
| 09/27 | Titans | P | 0 | 0 | 0 | 0.0 | 0.0 | 0 | 0 | 0 | 0 | 0 | 0 | 0 | 0 | 0 | 0 | 0 | 0 | 0 | 0 | 0 | 0 | 0 | 0 | L | 30-31 |
| 10/04 | at Texans | P | 1 | 0 | 1 | 0.0 | 0.0 | 0 | 0 | 0 | 0 | 0 | 0 | 0 | 0 | 0 | 0 | 0 | 0 | 0 | 0 | 0 | 0 | 0 | 0 | W | 31-23 |
| 10/11 | at Seahawks | P | 1 | 0 | 1 | 0.0 | 0.0 | 0 | 0 | 0 | 0 | 0 | 0 | 0 | 0 | 0 | 0 | 0 | 0 | 0 | 0 | 0 | 0 | 0 | 0 | L | 26-27 |
| 10/18 | Falcons | P | 5 | 2 | 3 | 0.0 | 0.0 | 0 | 0 | 0 | 0 | 0 | 0 | 0 | 0 | 0 | 0 | 0 | 0 | 0 | 0 | 0 | 0 | 0 | 0 | L | 23-40 |
| 11/01 | at Packers | P | 1 | 0 | 1 | 0.0 | 0.0 | 0 | 0 | 0 | 0 | 0 | 0 | 0 | 0 | 0 | 0 | 0 | 0 | 0 | 0 | 0 | 0 | 0 | 0 | W | 28-22 |
| 11/08 | Lions | P | 4 | 1 | 3 | 0.5 | 2.0 | 0 | 0 | 1 | 0 | 0 | 0 | 0 | 0 | 0 | 0 | 0 | 0 | 0 | 0 | 0 | 0 | 0 | 0 | W | 34-20 |
| 11/16 | at Bears | P | 3 | 3 | 0 | 0.0 | 0.0 | 0 | 0 | 0 | 0 | 0 | 0 | 0 | 0 | 0 | 0 | 0 | 0 | 0 | 0 | 0 | 0 | 0 | 0 | W | 19-13 |
| 11/22 | Cowboys | P | 2 | 1 | 1 | 0.0 | 0.0 | 0 | 0 | 0 | 0 | 0 | 0 | 0 | 0 | 0 | 0 | 0 | 0 | 0 | 0 | 0 | 0 | 0 | 0 | L | 28-31 |
| 11/29 | Panthers | P | 3 | 0 | 3 | 0.0 | 0.0 | 0 | 0 | 0 | 0 | 0 | 0 | 0 | 0 | 0 | 0 | 0 | 0 | 0 | 0 | 0 | 0 | 0 | 0 | W | 28-27 |
| 12/06 | Jaguars | P | 1 | 0 | 1 | 0.0 | 0.0 | 0 | 0 | 0 | 0 | 0 | 0 | 0 | 0 | 0 | 0 | 0 | 0 | 0 | 0 | 0 | 0 | 0 | 0 | W | 27-24+ |
| 12/13 | at Buccaneers | P | 1 | 0 | 1 | 0.0 | 0.0 | 0 | 0 | 1 | 0 | 0 | 0 | 0 | 0 | 0 | 0 | 0 | 0 | 0 | 0 | 0 | 0 | 0 | 0 | L | 14-26 |
| 12/20 | Bears | P | 3 | 2 | 1 | 0.0 | 0.0 | 0 | 0 | 0 | 0 | 0 | 0 | 0 | 0 | 0 | 0 | 0 | 0 | 0 | 0 | 0 | 0 | 0 | 0 | L | 27-33 |
| 12/25 | at Saints | P | 3 | 1 | 2 | 0.0 | 0.0 | 0 | 0 | 0 | 0 | 0 | 0 | 0 | 0 | 0 | 0 | 0 | 0 | 0 | 0 | 0 | 0 | 0 | 0 | L | 33-52 |
| 01/03 | at Lions | P | 0 | 0 | 0 | 0.0 | 0.0 | 0 | 0 | 0 | 0 | 0 | 0 | 0 | 0 | 0 | 0 | 0 | 0 | 0 | 0 | 0 | 0 | 0 | 0 | W | 37-35 |
| 2020 TOTALS | | 16-0 | 31 | 12 | 19 | 0.5 | 2.0 | 0 | 0 | 2 | 0 | 0 | 0 | 0 | 0 | 0 | 0 | 0 | 0 | 0 | 0 | 0 | 0 | 0 | 0 | 7-9 | |

+ - Overtime

2019 GAME-BY-GAME REGULAR-SEASON STATISTICS (VIKINGS)

| DATE | OPPONENT | P/S | TACKLES | | | | | | INTERCEPTIONS | | | | | O. FUMB | | | ST | | | MISC | | W/L | SCORE | | | | |
|--------------------|-------------|------------|-----------|----------|----------|------------|-------------|----------|---------------|----------|----------|----------|----------|----------|----------|----------|----------|----------|----------|----------|----------|----------|----------|----------|----------|-------------|-------|
| | | | TK | S | A | SK | YDS | TFL | YDS | QBH | NO | YDS | LG | TD | PD | FF | FR | TD | YDS | TK | S | | | A | FF | FR | S |
| 09/08 | Falcons | | | | | | | | | | | | | | | | | | | | | | | | | W | 28-12 |
| 09/15 | at Packers | | | | | | | | | | | | | | | | | | | | | | | | | L | 16-21 |
| 09/22 | Raiders | | | | | | | | | | | | | | | | | | | | | | | | | W | 34-14 |
| 09/29 | at Bears | | | | | | | | | | | | | | | | | | | | | | | | L | 6-16 | |
| 10/06 | at Giants | | | | | | | | | | | | | | | | | | | | | | | | | W | 28-10 |
| 10/13 | Eagles | | | | | | | | | | | | | | | | | | | | | | | | | W | 38-20 |
| 10/20 | at Lions | | | | | | | | | | | | | | | | | | | | | | | | | W | 42-30 |
| 10/24 | Redskins | | | | | | | | | | | | | | | | | | | | | | | | | W | 19-9 |
| 11/03 | at Chiefs | | | | | | | | | | | | | | | | | | | | | | | | | L | 23-26 |
| 11/10 | at Cowboys | P | 3 | 2 | 1 | 0.5 | 2.0 | 0 | 0 | 1 | 0 | 0 | 0 | 0 | 0 | 0 | 0 | 0 | 0 | 0 | 0 | 0 | 0 | 0 | 0 | W | 28-24 |
| 11/17 | Broncos | P | 2 | 0 | 2 | 0.0 | 0.0 | 0 | 0 | 0 | 0 | 0 | 0 | 0 | 0 | 0 | 0 | 0 | 0 | 0 | 0 | 0 | 0 | 0 | 0 | W | 27-23 |
| 12/02 | at Seahawks | P | 3 | 3 | 0 | 0.0 | 0.0 | 0 | 0 | 0 | 0 | 0 | 0 | 1 | 0 | 0 | 0 | 0 | 0 | 0 | 0 | 0 | 0 | 0 | 0 | L | 30-37 |
| 12/08 | Lions | P | 0 | 0 | 0 | 0.0 | 0.0 | 0 | 0 | 0 | 0 | 0 | 0 | 0 | 0 | 0 | 0 | 0 | 0 | 0 | 0 | 0 | 0 | 0 | 0 | W | 20-7 |
| 12/15 | at Chargers | P | 1 | 1 | 0 | 0.0 | 0.0 | 0 | 0 | 0 | 0 | 0 | 0 | 0 | 0 | 0 | 0 | 0 | 0 | 0 | 0 | 0 | 0 | 0 | 0 | W | 39-10 |
| 12/23 | Packers | P | 1 | 0 | 1 | 0.0 | 0.0 | 0 | 0 | 0 | 0 | 0 | 0 | 0 | 0 | 0 | 0 | 0 | 0 | 0 | 0 | 0 | 0 | 0 | 0 | L | 10-23 |
| 12/29 | Bears | S | 3 | 1 | 2 | 1.0 | 8.0 | 0 | 0 | 0 | 0 | 0 | 0 | 0 | 1 | 0 | 0 | 0 | 0 | 0 | 0 | 0 | 0 | 0 | 0 | L | 19-21 |
| 2019 TOTALS | | 7-1 | 13 | 7 | 6 | 1.5 | 10.0 | 0 | 0 | 1 | 0 | 0 | 0 | 1 | 1 | 0 | 0 | 0 | 0 | 0 | 0 | 0 | 0 | 0 | 0 | 10-6 | |

2019 GAME-BY-GAME POSTSEASON STATISTICS (VIKINGS)

| DATE | OPPONENT | P/S | TACKLES | | | | | | INTERCEPTIONS | | | | | O. FUMB | | | ST | | | MISC | | W/L | SCORE | | | | |
|--------------------|-----------|-----|----------|----------|----------|------------|------------|----------|---------------|----------|----------|----------|----------|----------|----------|----------|----------|----------|----------|----------|----------|----------|----------|----------|----------|------------|--------|
| | | | TK | S | A | SK | YDS | TFL | YDS | QBH | NO | YDS | LG | TD | PD | FF | FR | TD | YDS | TK | S | | | A | FF | FR | S |
| 01/05 | at Saints | | | | | | | | | | | | | | | | | | | | | | | | | W | 26-20+ |
| 01/11 | at 49ers | | | | | | | | | | | | | | | | | | | | | | | | | L | 10-27 |
| 2019 TOTALS | | | 0 | 0 | 0 | 0.0 | 0.0 | 0 | 0 | 0 | 0 | 0 | 0 | 0 | 0 | 0 | 0 | 0 | 0 | 0 | 0 | 0 | 0 | 0 | 0 | 1-1 | |

+ - Overtime



87

TIGHT END

RODNEY WILLIAMS

HEIGHT: 6-4
WEIGHT: 235
BORN: April 10, 2000
COLLEGE: UT Martin

BIRTHPLACE: Memphis, TN
HOW ACQUIRED: FA '22
NFL EXPERIENCE: 1st year

PRO CAREER

- ✦ Has yet to make NFL debut

2022 (STEELERS)

- ✦ Spent the season on the Steelers practice squad

TRANSACTIONS

- ✦ Signed a reserve/future contract with Pittsburgh on Jan. 10, 2023
- ✦ Signed to the Steelers practice squad on Sept. 13, 2022
- ✦ Waived by Denver on Aug. 16, 2022
- ✦ Signed a contract with Denver on May 4, 2022

COLLEGE

- ✦ Played in 53 games (26 starts) at Tennessee-Martin (2016-21)
- ✦ Registered 99 receptions for 1,217 yards (12.3 avg.) with seven touchdowns
- ✦ Finished his career ranked ninth in school history in receptions

PERSONAL

- ✦ Attended Germantown High School (TN)
- ✦ Was named an all-metro performer and to the 15-AAA All-District second team in 2015
- ✦ Spotligted as a top prospect in Tennessee by recruiter Murphy Fair

RODNEY WILLIAMS' NFL REGULAR SEASON RUSHING/RECEIVING STATISTICS

| DATE | TEAM | GP | GS | RECEIVING | | | | | RUSHING | | | | | |
|-------------------|----------|----------|----------|-----------|----------|------------|----------|----------|----------|----------|----------|------------|----------|----------|
| | | | | NO. | YDS. | AVG. | LG | TD | NO. | YDS. | AVG. | LG | TD | |
| 2022 | Steelers | 0 | 0 | 0 | 0 | 0.0 | 0 | 0 | 0 | 0 | 0 | 0.0 | 0 | 0 |
| 2023 | Steelers | 0 | 0 | 0 | 0 | 0.0 | 0 | 0 | 0 | 0 | 0 | 0.0 | 0 | 0 |
| NFL TOTALS | | 0 | 0 | 0 | 0 | 0.0 | 0 | 0 | 0 | 0 | 0 | 0.0 | 0 | 0 |

RODNEY WILLIAMS' NFL REGULAR SEASON RETURN STATISTICS

| DATE | TEAM | RET. | KICKOFF RETURNS | | | | PUNT RETURNS | | | | | |
|-------------------|----------|----------|-----------------|------------|----------|----------|--------------|----------|----------|------------|----------|----------|
| | | | YDS. | AVG. | LG | TD | NO. | FC | YDS. | AVG. | LG | TD |
| 2022 | Steelers | 0 | 0 | 0.0 | 0 | 0 | 0 | 0 | 0 | 0.0 | 0 | 0 |
| 2023 | Steelers | 0 | 0 | 0.0 | 0 | 0 | 0 | 0 | 0 | 0.0 | 0 | 0 |
| NFL TOTALS | | 0 | 0 | 0.0 | 0 | 0 | 0 | 0 | 0 | 0.0 | 0 | 0 |

2023 GAME-BY-GAME REGULAR-SEASON STATISTICS (STEELERS)

| DATE | OPPONENT | P/S | RECEIVING | | | | | RUSHING | | | | | W/L | SCORE |
|--------------------|-------------|------------|-----------|----------|------------|----------|----------|----------|----------|------------|----------|----------|----------|-------------|
| | | | NO. | YDS. | AVG. | LG | TD | NO. | YDS. | AVG. | LG | TD | | |
| 09/10 | 49ers | | | | | | | | | | | | L | 7-30 |
| 09/18 | Browns | | | | | | | | | | | | W | 26-22 |
| 09/24 | at Raiders | | | | | | | | | | | | W | 23-18 |
| 10/01 | at Texans | | | | | | | | | | | | L | 6-30 |
| 10/08 | Ravens | | | | | | | | | | | | W | 17-10 |
| 10/22 | at Rams | | | | | | | | | | | | W | 24-17 |
| 10/29 | Jaguars | | | | | | | | | | | | L | 10-20 |
| 11/02 | Titans | | | | | | | | | | | | W | 20-16 |
| 11/12 | Packers | | | | | | | | | | | | W | 23-19 |
| 11/19 | at Browns | | | | | | | | | | | | L | 10-13 |
| 11/26 | at Bengals | | | | | | | | | | | | W | 16-10 |
| 12/03 | Cardinals | | | | | | | | | | | | L | 10-24 |
| 12/07 | Patriots | | | | | | | | | | | | L | 18-21 |
| 12/16 | at Colts | | | | | | | | | | | | L | 13-30 |
| 12/23 | Bengals | | | | | | | | | | | | W | 34-11 |
| 12/31 | at Seahawks | | | | | | | | | | | | W | 30-23 |
| 01/06 | at Ravens | | | | | | | | | | | | W | 17-10 |
| 2023 TOTALS | | 0-0 | 0 | 0 | 0.0 | 0 | 0 | 0 | 0 | 0.0 | 0 | 0 | 0 | 10-7 |

2022 GAME-BY-GAME REGULAR-SEASON STATISTICS (STEELERS)

| DATE | OPPONENT | P/S | RECEIVING | | | | | RUSHING | | | | | W/L | SCORE |
|--------------------|-------------|------------|-----------|----------|------------|----------|----------|----------|----------|------------|----------|----------|------------|-------|
| | | | NO. | YDS. | AVG. | LG | TD | NO. | YDS. | AVG. | LG | TD | | |
| 09/18 | Patriots | | | | | | | | | | | | L | 14-17 |
| 09/22 | at Browns | | | | | | | | | | | | L | 17-29 |
| 10/02 | Jets | | | | | | | | | | | | L | 20-24 |
| 10/09 | at Bills | | | | | | | | | | | | L | 3-38 |
| 10/16 | Buccaneers | | | | | | | | | | | | W | 20-18 |
| 10/23 | at Dolphins | | | | | | | | | | | | L | 10-16 |
| 10/30 | at Eagles | | | | | | | | | | | | L | 13-35 |
| 11/13 | Saints | | | | | | | | | | | | W | 20-10 |
| 11/20 | Bengals | | | | | | | | | | | | L | 30-37 |
| 11/28 | at Colts | | | | | | | | | | | | W | 24-17 |
| 12/04 | at Falcons | | | | | | | | | | | | W | 19-16 |
| 12/11 | Ravens | | | | | | | | | | | | L | 14-16 |
| 12/18 | at Panthers | | | | | | | | | | | | W | 24-16 |
| 12/24 | Raiders | | | | | | | | | | | | W | 13-10 |
| 01/01 | at Ravens | | | | | | | | | | | | W | 16-13 |
| 01/08 | Browns | | | | | | | | | | | | W | 28-14 |
| 2022 TOTALS | | 0-0 | 0 | 0 | 0.0 | 0 | 0 | 0 | 0 | 0.0 | 0 | 0 | 8-8 | |

| WON 10, LOST 7 | | | | MIKE TOMLIN (17 GAMES) | |
|----------------|---|-------|-----------------|------------------------|--|
| 09/10 | L | 7-30 | San Francisco | 67,679 | |
| 09/18 | W | 26-22 | Cleveland | 67,576 | |
| 09/24 | W | 23-18 | at Las Vegas | 62,541 | |
| 10/01 | L | 6-30 | at Houston | 71,399 | |
| 10/08 | W | 17-10 | Baltimore | 67,272 | |
| 10/22 | W | 24-17 | at L.A. Rams | 73,471 | |
| 10/29 | L | 10-20 | Jacksonville | 67,225 | |
| 11/02 | W | 20-16 | Tennessee | 65,969 | |
| 11/12 | W | 23-19 | Green Bay | 67,617 | |
| 11/19 | L | 10-13 | at Cleveland | 67,919 | |
| 11/26 | W | 16-10 | at Cincinnati | 65,090 | |
| 12/03 | L | 10-24 | Arizona | 66,436 | |
| 12/07 | L | 18-21 | New England | 66,276 | |
| 12/16 | L | 13-30 | at Indianapolis | 64,171 | |
| 12/23 | W | 34-11 | Cincinnati | 66,646 | |
| 12/31 | W | 30-23 | at Seattle | 68,735 | |
| 01/06 | W | 17-10 | at Baltimore | 70,355 | |

| 2023 TEAM STATISTICS | | | | |
|----------------------------------|--|---------|---------|--|
| | | PIT | OPP | |
| FIRST DOWNS | | 287 | 311 | |
| Rushing | | 115 | 95 | |
| Passing | | 153 | 186 | |
| Penalty | | 19 | 30 | |
| Third Down-Made/Att | | 85/232 | 91/233 | |
| Third Down Efficiency | | 36.6% | 39.1% | |
| Fourth Down-Made/Att | | 9/19 | 8/18 | |
| Fourth Down Efficiency | | 47.4% | 44.4% | |
| TOTAL NET YARDS | | 5,173 | 5,816 | |
| Avg. Per Game | | 304.3 | 342.1 | |
| Total Plays | | 1,029 | 1,074 | |
| Avg. Per Play | | 5.0 | 5.4 | |
| NET YARDS RUSHING | | 2,010 | 1,956 | |
| Avg. Per Game | | 118.2 | 115.1 | |
| Total Rushes | | 487 | 454 | |
| Avg. Per Rush | | 4.1 | 4.3 | |
| NET YARDS PASSING | | 3,163 | 3,860 | |
| Avg. Per Game | | 186.1 | 227.1 | |
| Sacked/Yards Lost | | 36/258 | 47/304 | |
| Gross Yards | | 3,421 | 4,164 | |
| Attempts/Completions | | 506/323 | 573/348 | |
| Pct. of Completion | | 63.8% | 60.7% | |
| Had Intercepted | | 9 | 16 | |
| PUNTS/AVERAGE | | 89/44.0 | 76/47.3 | |
| Net Punting Average | | 39.2 | 39.7 | |
| PUNT RETURN/AVG. | | 30/8.6 | 29/9.3 | |
| KICKOFF RETURN/AVG. | | 24/23.5 | 18/26.4 | |
| INTERCEPTION RETURN/AVG. | | 16/11.5 | 9/12.7 | |
| PENALTIES/YARDS | | 86/753 | 90/741 | |
| FUMBLES/BALL LOST | | 21/7 | 26/11 | |
| TOUCHDOWNS | | 31 | 32 | |
| Rushing | | 16 | 9 | |
| Passing | | 13 | 23 | |
| Returns | | 2 | 0 | |
| EXTRA POINTS/ATTEMPTS | | 27/28 | 24/26 | |
| TWO POINT CONVERSION/ATT. | | 1/3 | 6/6 | |
| FIELD GOALS/ATTEMPTS | | 29/31 | 32/37 | |
| AVG. TIME OF POSSESSION | | 29:39 | 30:21 | |

| * SCORE BY PERIODS | Q1 | Q2 | Q3 | Q4 | OT | PTS |
|--------------------|----|-----|----|----|----|-----|
| TEAM | 61 | 88 | 67 | 88 | 0 | 304 |
| OPPONENTS | 70 | 124 | 71 | 59 | 0 | 324 |

| SCORING | TD | RU | PA | RT | K-PAT | FG | 2PT | S | PTS |
|------------------|----|----|----|----|-------|-------|-----|---|-----|
| C. Boswell | 0 | 0 | 0 | 0 | 27/28 | 29/31 | 0 | 0 | 114 |
| N. Harris | 8 | 8 | 0 | 0 | 0/0 | 0/0 | 0 | 0 | 48 |
| D. Johnson | 5 | 0 | 0 | 0 | 0/0 | 0/0 | 0 | 0 | 30 |
| G. Pickens | 5 | 0 | 5 | 0 | 0/0 | 0/0 | 0 | 0 | 30 |
| J. Warren | 4 | 4 | 0 | 0 | 0/0 | 0/0 | 0 | 0 | 24 |
| P. Freiermuth | 2 | 0 | 2 | 0 | 0/0 | 0/0 | 1 | 0 | 14 |
| C. Austin III | 2 | 1 | 1 | 0 | 0/0 | 0/0 | 0 | 0 | 12 |
| M. Trubisky | 2 | 2 | 0 | 0 | 0/0 | 0/0 | 0 | 0 | 12 |
| A. Highsmith | 1 | 0 | 0 | 1 | 0/0 | 0/0 | 0 | 0 | 6 |
| K. Pickett | 1 | 1 | 0 | 0 | 0/0 | 0/0 | 0 | 0 | 6 |
| T. Watt | 1 | 0 | 0 | 1 | 0/0 | 0/0 | 0 | 0 | 6 |
| M. Kilblebrew | 0 | 0 | 0 | 0 | 0/0 | 0/0 | 0 | 1 | 2 |
| TEAM | 31 | 16 | 13 | 2 | 27/28 | 29/31 | 1 | 1 | 304 |
| OPPONENTS | 32 | 9 | 23 | 0 | 24/26 | 32/37 | 6 | 0 | 324 |

| * PUNTING | NO. | YDS | AVG | NET | TB | IN | LG | B |
|------------------|-----|-------|------|------|----|----|----|---|
| P. Harvin III | 78 | 3,419 | 43.8 | 39.2 | 6 | 30 | 63 | 0 |
| B. Wing | 11 | 495 | 45.0 | 38.9 | 2 | 3 | 52 | 0 |
| TEAM | 89 | 3,914 | 44.0 | 39.2 | 8 | 33 | 63 | 0 |
| OPPONENTS | 76 | 3,594 | 47.3 | 39.7 | 12 | 30 | 68 | 2 |

| * KICKOFF RETURNS | RET | FC | YDS | AVG | LONG | TD |
|-------------------|-----|----|-----|-----|------|----|
| C. Austin III | 29 | 12 | 249 | 8.6 | 34 | 0 |
| G. Olszewski | 1 | 1 | 8 | 8.0 | 8 | 0 |
| TEAM | 30 | 13 | 257 | 8.6 | 34 | 0 |
| OPPONENTS | 29 | 30 | 269 | 9.3 | 21 | 0 |

| * KICKOFF RETURNS | NO. | YDS | AVG | LONG | TD |
|-------------------|-----|-----|------|------|----|
| G. Igwebuike | 11 | 282 | 25.6 | 36 | 0 |
| A. McFarland Jr. | 6 | 164 | 27.3 | 37 | 0 |
| D. King II | 4 | 88 | 22.0 | 27 | 0 |
| G. Olszewski | 2 | 24 | 12.0 | 24 | 0 |
| G. Pickens | 1 | 7 | 7.0 | 7 | 0 |
| TEAM | 24 | 565 | 23.5 | 37 | 0 |
| OPPONENTS | 18 | 476 | 26.4 | 49 | 0 |

| * FIELD GOALS | 1-19 | 20-29 | 30-39 | 40-49 | 50+ |
|------------------|------|-------|-------|-------|-----|
| C. Boswell | 0/0 | 9/9 | 7/7 | 7/8 | 6/7 |
| TEAM | 0/0 | 9/9 | 7/7 | 7/8 | 6/7 |
| OPPONENTS | 0/0 | 6/6 | 13/13 | 9/11 | 4/7 |

| * RUSHING | NO. | YDS | AVG | LONG | TD |
|------------------|-----|-------|-----|------|----|
| N. Harris | 255 | 1,035 | 4.1 | 25 | 8 |
| J. Warren | 149 | 784 | 5.3 | 74t | 4 |
| C. Austin III | 11 | 57 | 5.2 | 12 | 1 |
| K. Pickett | 42 | 54 | 1.3 | 11 | 1 |
| M. Trubisky | 16 | 54 | 3.4 | 15 | 2 |
| G. Pickens | 3 | 18 | 6.0 | 16 | 0 |
| M. Rudolph | 10 | 8 | 0.8 | 7 | 0 |
| C. Heyward | 1 | 0 | 0.0 | 0 | 0 |
| TEAM | 487 | 2,010 | 4.1 | 74t | 16 |
| OPPONENTS | 454 | 1,956 | 4.3 | 69 | 9 |

| * RECEIVING | TAR | NO. | YDS | AVG | LONG | TD |
|------------------|-----|-----|-------|------|------|----|
| G. Pickens | 106 | 63 | 1,140 | 18.1 | 86t | 5 |
| D. Johnson | 87 | 51 | 717 | 14.1 | 71t | 5 |
| J. Warren | 74 | 61 | 370 | 6.1 | 30 | 0 |
| A. Robinson II | 49 | 34 | 280 | 8.2 | 31 | 0 |
| P. Freiermuth | 47 | 32 | 308 | 9.6 | 29 | 2 |
| N. Harris | 38 | 29 | 170 | 5.9 | 32 | 0 |
| C. Heyward | 34 | 23 | 167 | 7.3 | 13 | 0 |
| C. Austin III | 30 | 17 | 180 | 10.6 | 72t | 1 |
| D. Washington | 10 | 7 | 61 | 8.7 | 12 | 0 |
| M. Boykin | 4 | 3 | 17 | 5.7 | 6 | 0 |
| A. McFarland Jr. | 2 | 2 | 11 | 5.5 | 6 | 0 |
| R. Williams | 2 | 0 | 0 | 0.0 | 0 | 0 |
| G. Olszewski | 1 | 1 | 0 | 0.0 | 0 | 0 |
| TEAM | 484 | 323 | 3,421 | 10.6 | 86t | 13 |
| OPPONENTS | 551 | 348 | 4,164 | 12.0 | 80t | 23 |

| * INTERCEPTIONS | NO. | YDS | AVG | LONG | TD |
|------------------|-----|-----|------|------|----|
| D. Kazez | 2 | 37 | 18.5 | 30 | 0 |
| A. Highsmith | 2 | 30 | 15.0 | 30t | 1 |
| L. Wallace | 2 | 0 | 0.0 | 0 | 0 |
| P. Peterson | 2 | 0 | 0.0 | 0 | 0 |
| K. Neal | 1 | 32 | 32.0 | 32 | 0 |
| M. Walker | 1 | 30 | 30.0 | 30 | 0 |
| E. Rowe | 1 | 25 | 25.0 | 25 | 0 |
| T. Watt | 1 | 24 | 24.0 | 24 | 0 |
| T. Thompson | 1 | 6 | 6.0 | 6 | 0 |
| K. Alexander | 1 | 0 | 0.0 | 0 | 0 |
| J. Porter Jr. | 1 | 0 | 0.0 | 0 | 0 |
| C. Sullivan | 1 | 0 | 0.0 | 0 | 0 |
| TEAM | 16 | 184 | 11.5 | 32 | 1 |
| OPPONENTS | 9 | 168 | 18.7 | 33 | 0 |

| * FUMBLES | FUM | LST | FF | REC | TD |
|------------------|-----|-----|----|-----|----|
| J. Warren | 4 | 2 | 0 | 0 | 0 |
| G. Olszewski | 2 | 2 | 0 | 0 | 0 |
| M. Trubisky | 1 | 1 | 0 | 1 | 0 |
| N. Harris | 2 | 1 | 0 | 0 | 0 |
| M. Rudolph | 3 | 1 | 0 | 0 | 0 |
| I. Seumalo | 0 | 0 | 0 | 1 | 0 |
| B. Jones | 0 | 0 | 0 | 1 | 0 |
| G. Pickens | 3 | 0 | 0 | 1 | 0 |
| C. Austin III | 2 | 0 | 0 | 2 | 0 |
| K. Pickett | 2 | 0 | 0 | 2 | 0 |
| D. Johnson | 1 | 0 | 0 | 0 | 0 |
| M. Cole | 1 | 0 | 0 | 0 | 0 |
| D. Moore Jr. | 0 | 0 | 0 | 1 | 0 |
| TEAM | 21 | 7 | 0 | 10 | 0 |
| OPPONENTS | 26 | 11 | 0 | 6 | 0 |

| * PUNTING | NO. | YDS | AVG | NET | TB | IN | LG | B |
|------------------|-----|-------|------|------|----|----|----|---|
| P. Harvin III | 78 | 3,419 | 43.8 | 39.2 | 6 | 30 | 63 | 0 |
| B. Wing | 11 | 495 | 45.0 | 38.9 | 2 | 3 | 52 | 0 |
| TEAM | 89 | 3,914 | 44.0 | 39.2 | 8 | 33 | 63 | 0 |
| OPPONENTS | 76 | 3,594 | 47.3 | 39.7 | 12 | 30 | 68 | 2 |

| * PUNT RETURNS | RET | FC | YDS | AVG | LONG | TD |
|------------------|-----|----|-----|-----|------|----|
| C. Austin III | 29 | 12 | 249 | 8.6 | 34 | 0 |
| G. Olszewski | 1 | 1 | 8 | 8.0 | 8 | 0 |
| TEAM | 30 | 13 | 257 | 8.6 | 34 | 0 |
| OPPONENTS | 29 | 30 | 269 | 9.3 | 21 | 0 |

| * KICKOFF RETURNS | NO. | YDS | AVG | LONG | TD |
|-------------------|-----|-----|------|------|----|
| G. Igwebuike | 11 | 282 | 25.6 | 36 | 0 |
| A. McFarland Jr. | 6 | 164 | 27.3 | 37 | 0 |
| D. King II | 4 | 88 | 22.0 | 27 | 0 |
| G. Olszewski | 2 | 24 | 12.0 | 24 | 0 |
| G. Pickens | 1 | 7 | 7.0 | 7 | 0 |
| TEAM | 24 | 565 | 23.5 | 37 | 0 |
| OPPONENTS | 18 | 476 | 26.4 | 49 | 0 |

| * FIELD GOALS | 1-19 | 20-29 | 30-39 | 40-49 | 50+ |
|------------------|------|-------|-------|-------|-----|
| C. Boswell | 0/0 | 9/9 | 7/7 | 7/8 | 6/7 |
| TEAM | 0/0 | 9/9 | 7/7 | 7/8 | 6/7 |
| OPPONENTS | 0/0 | 6/6 | 13/13 | 9/11 | 4/7 |

C. Boswell: (-) (52G, 50G) (43G, 42G, 57G) (35G, 23G) (43G, 25G, 42G) (53G) (22G, 61WR) (29G, 30G) (42G, 49G, 35G) (28G) (41G, 34G, 33G) (29G, 45WR) (56G) (-) (50G, 30G) (39G, 26G, 21G) (25G)
 OPP: (41G, 32G, 40G) (43G, 43WR, 55G) (26G) (36G, 38G, 39G) (23G) (53LU, 41G, 51WL) (50G, 51G, 38G, 37G) (36G, 36G, 46G) (31G, 28G) (25G, 34G) (47G) (51G) (56WL, 29G, 31G, 43RU, 42G) (35G) (43G, 42G, 24G) (36G)

2-Pt Conv: P. Freiermuth 1, N. Harris 0, TM 1-3, OPP 6-6

SACKS: T. Watt 19.0, A. Highsmith 7.0, M. Golden 4.0, L. Ogunjobi 3.0, N. Herbig 3.0, E. Roberts 2.5, C. Heyward 2.0, M. Robinson 1.0, K. Alexander 1.0, D. Leal 1.0, K. Benton 1.0, M. Jack 1.0, E. Riley 1.0, A. Watts 0.5, TM 47.0, OPP 36.0 FUM/LOST: J. Warren 4/2, M. Rudolph 3/1, G. Pickens 3/0, G. Olszewski 2/2, N. Harris 2/1, C. Austin III 2/0, K. Pickett 2/0, M. Trubisky 1/1, M. Cole 1/0, D. Johnson 1/0, TM 21/7, OPP 26/11

| * PASSING | ATT | CMP | YDS | CMP% | YDS/ATT | TD | INT | INT% | LONG | SACK | LOST | RATING | |
|------------------|-----|-----|-------|------|---------|----|-----|------|------|------|------|--------|-------|
| K. Pickett | 324 | 201 | 2,070 | 62.0 | 6.4 | 6 | 19 | 4 | 1.2 | 72t | 23 | 173 | 81.4 |
| M. Trubisky | 107 | 67 | 632 | 62.6 | 5.9 | 4 | 3.7 | 5 | 4.7 | 26 | 7 | 42 | 71.9 |
| M. Rudolph | 74 | 55 | 719 | 74.3 | 9.7 | 3 | 4.1 | 0 | 0.0 | 86t | 6 | 43 | 118.0 |
| C. Heyward | 1 | 0 | 0 | 0.0 | 0.0 | 0 | 0 | 0 | 0.0 | 0 | 0 | 0 | 39.6 |
| TEAM | 506 | 323 | 3,421 | 63.8 | 6.8 | 13 | 2.6 | 9 | 1.8 | 86t | 36 | 258 | 84.6 |
| OPPONENTS | 573 | 348 | 4,164 | 60.7 | 7.3 | 23 | 4.0 | 16 | 2.8 | 80t | 47 | 304 | 84.7 |

| POS. | PLAYER | TKL. | AST. | TOTAL | TFL | SACKS/YDS. | PR | FR | FF | INT./YDS. | PD |
|------------------------|----------------------|------------|------------|--------------|-----------|-------------------|------------|-----------|-----------|---------------|-----------|
| LB | Elandon Roberts | 68 | 33 | 101 | 10 | 2.5/19.5 | 6 | 0 | 0 | 0/0 | 2 |
| LB | T.J. Watt | 48 | 20 | 68 | 19 | 19.0/122.0 | 36 | 3 | 4 | 1/24 | 8 |
| S | Minkah Fitzpatrick | 43 | 21 | 64 | 1 | 0.0/0.0 | 0 | 0 | 0 | 0/0 | 3 |
| S | Damontae Kazee | 46 | 15 | 61 | 0 | 0.0/0.0 | 0 | 2 | 0 | 2/37 | 3 |
| LB | Alex Highsmith | 34 | 23 | 57 | 8 | 7.0/44.5 | 18 | 0 | 2 | 2/30 | 3 |
| LB | Cole Holcomb | 31 | 23 | 54 | 4 | 0.0/0.0 | 2 | 1 | 2 | 0/0 | 2 |
| S | Keanu Neal | 33 | 17 | 50 | 1 | 0.0/0.0 | 0 | 1 | 0 | 1/32 | 2 |
| DT | Larry Ogunjobi | 21 | 22 | 43 | 3 | 3.0/16.0 | 8 | 2 | 1 | 0/0 | 2 |
| CB | Patrick Peterson | 34 | 8 | 42 | 0 | 0.0/0.0 | 0 | 0 | 0 | 2/0 | 11 |
| CB | Joey Porter Jr. | 32 | 10 | 42 | 1 | 0.0/0.0 | 0 | 0 | 0 | 1/0 | 10 |
| LB | Kwon Alexander | 32 | 9 | 41 | 5 | 1.0/3.0 | 2 | 0 | 1 | 1/0 | 1 |
| CB | Levi Wallace | 32 | 6 | 38 | 0 | 0.0/0.0 | 0 | 0 | 0 | 2/0 | 11 |
| DT | Keanu Benton | 16 | 20 | 36 | 1 | 1.0/9.0 | 8 | 0 | 2 | 0/0 | 2 |
| DT | Cameron Heyward | 25 | 8 | 33 | 6 | 2.0/14.0 | 3 | 0 | 0 | 0/0 | 1 |
| LB | Mykal Walker | 21 | 12 | 33 | 2 | 0.0/0.0 | 0 | 0 | 0 | 1/30 | 2 |
| S | Eric Rowe | 22 | 7 | 29 | 1 | 0.0/0.0 | 0 | 0 | 1 | 1/25 | 2 |
| LB | Mark Robinson | 19 | 6 | 25 | 1 | 1.0/8.0 | 1 | 0 | 1 | 0/0 | 0 |
| DT | Montravius Adams Sr. | 11 | 13 | 24 | 2 | 0.0/0.0 | 0 | 0 | 1 | 0/0 | 1 |
| LB | Nick Herbig | 15 | 7 | 22 | 5 | 3.0/24.0 | 3 | 1 | 2 | 0/0 | 0 |
| S | Trenton Thompson | 18 | 3 | 21 | 0 | 0.0/0.0 | 0 | 0 | 0 | 1/6 | 3 |
| LB | Markus Golden | 14 | 6 | 20 | 6 | 4.0/25.0 | 10 | 1 | 0 | 0/0 | 1 |
| CB | Chandon Sullivan | 12 | 8 | 20 | 1 | 0.0/0.0 | 0 | 0 | 1 | 1/0 | 6 |
| LB | Myles Jack | 12 | 5 | 17 | 1 | 1.0/11.0 | 2 | 0 | 0 | 0/0 | 0 |
| DT | Isaiah Loudermilk | 8 | 8 | 16 | 0 | 0.0/0.0 | 1 | 0 | 0 | 0/0 | 2 |
| DE | DeMarvin Leal | 10 | 5 | 15 | 2 | 1.0/2.0 | 2 | 0 | 0 | 0/0 | 1 |
| DL | Armon Watts | 6 | 9 | 15 | 0 | 0.5/4.0 | 3 | 0 | 0 | 0/0 | 0 |
| S | Miles Killebrew | 10 | 3 | 13 | 1 | 0.0/0.0 | 1 | 0 | 0 | 0/0 | 0 |
| S | Elijah Riley | 5 | 5 | 10 | 2 | 1.0/2.0 | 1 | 0 | 0 | 0/0 | 0 |
| LB | Blake Martinez | 2 | 2 | 4 | 0 | 0.0/0.0 | 0 | 0 | 0 | 0/0 | 0 |
| CB | Darius Rush | 2 | 1 | 3 | 0 | 0.0/0.0 | 0 | 0 | 0 | 0/0 | 1 |
| CB | James Pierre | 1 | 0 | 1 | 0 | 0.0/0.0 | 0 | 0 | 0 | 0/0 | 0 |
| STEELERS TOTALS | | 683 | 335 | 1,018 | 83 | 47.0/304.0 | 107 | 11 | 18 | 16/184 | 80 |
| OPP. TOTALS | | 608 | 459 | 1,067 | 90 | 36.0/258.0 | 91 | 6 | 13 | 9/168 | 66 |

Ast.=Assist, TFL=Tackle for a Loss, PR=Pressures, Int.=Interception, FR=Fumble Recovery, FF=Forced Fumble, PD=Pass Defense

| 2023 STEELERS SPECIAL TEAMS | | | | DEFENSIVE STATS BY RANK | | | | | | | | | | | |
|-----------------------------|--------------------|-----------|-----------|-------------------------|--------------|------|---------------|-----|------------------|-----|-----------------|-----|---------------|-----|--|
| POS. | PLAYER | TKL. | AST. | COMB. | SACKS | | INTERCEPTIONS | | TACKLES FOR LOSS | | PASSES DEFENSED | | PRESSURES | | |
| | | | | | PLAYER | NO. | PLAYER | NO. | PLAYER | NO. | PLAYER | NO. | PLAYER | NO. | |
| S | Killebrew, Miles | 11 | 2 | 13 | T. Watt | 19.0 | A. Highsmith | 2 | T. Watt | 19 | P. Peterson | 11 | T. Watt | 36 | |
| CB | Pierre, James | 5 | 2 | 7 | A. Highsmith | 7.0 | D. Kazee | 2 | E. Roberts | 10 | L. Wallace | 11 | A. Highsmith | 18 | |
| TE | Williams, Rod | 5 | 1 | 6 | M. Golden | 4.0 | P. Peterson | 2 | A. Highsmith | 8 | J. Porter Jr. | 10 | M. Golden | 10 | |
| WR | Boykin, Miles | 4 | 1 | 5 | N. Herbig | 3.0 | L. Wallace | 2 | M. Golden | 6 | T. Watt | 8 | K. Benton | 8 | |
| LB | Herbig, Nick | 4 | 1 | 5 | L. Ogunjobi | 3.0 | K. Alexander | 1 | C. Heyward | 6 | C. Sullivan | 6 | L. Ogunjobi | 8 | |
| LB | Robinson, Mark | 3 | 2 | 5 | E. Roberts | 2.5 | K. Neal | 1 | K. Alexander | 5 | M. Fitzpatrick | 3 | E. Roberts | 6 | |
| LS | Kuntz, Christian | 2 | 2 | 4 | C. Heyward | 2.0 | J. Porter Jr. | 1 | N. Herbig | 5 | A. Highsmith | 3 | N. Herbig | 3 | |
| CB | Sullivan, Chandon | 2 | 0 | 2 | K. Alexander | 1.0 | E. Rowe | 1 | C. Holcomb | 4 | D. Kazee | 3 | C. Heyward | 3 | |
| LB | Carpenter, Tariq | 1 | 1 | 2 | K. Benton | 1.0 | C. Sullivan | 1 | L. Ogunjobi | 3 | T. Thompson | 3 | A. Watts | 3 | |
| TE/FB | Heyward, Connor | 1 | 1 | 2 | M. Jack | 1.0 | T. Thompson | 1 | M. Adams Sr. | 2 | K. Benton | 2 | K. Alexander | 2 | |
| S | Riley, Elijah | 0 | 2 | 2 | D. Leal | 1.0 | M. Walker | 1 | D. Leal | 2 | C. Holcomb | 2 | C. Holcomb | 2 | |
| S | Thompson, Trenton | 1 | 0 | 1 | E. Riley | 1.0 | T. Watt | 1 | E. Riley | 2 | I. Loudermilk | 2 | M. Jack | 2 | |
| RB | Igwebuikwe, Godwin | 0 | 1 | 1 | M. Robinson | 1.0 | | | M. Walker | 2 | K. Neal | 2 | D. Leal | 2 | |
| CB | Porter Jr., Joey | 0 | 1 | 1 | A. Watts | 0.5 | | | K. Benton | 1 | L. Ogunjobi | 2 | M. Killebrew | 1 | |
| TOTALS | | 39 | 17 | 56 | | | | | M. Fitzpatrick | 1 | E. Roberts | 2 | I. Loudermilk | 1 | |
| | | | | | | | | | M. Jack | 1 | E. Rowe | 2 | E. Riley | 1 | |
| | | | | | | | | | M. Killebrew | 1 | M. Walker | 2 | M. Robinson | 1 | |
| | | | | | | | | | K. Neal | 1 | M. Adams Sr. | 1 | | | |
| | | | | | | | | | J. Porter Jr. | 1 | K. Alexander | 1 | | | |
| | | | | | | | | | M. Robinson | 1 | M. Golden | 1 | | | |
| | | | | | | | | | E. Rowe | 1 | C. Heyward | 1 | | | |
| | | | | | | | | | C. Sullivan | 1 | D. Leal | 1 | | | |
| | | | | | | | | | | | D. Rush | 1 | | | |

| PLAYER | TACKLES | SOLO | ASSISTS | FOR FUMBLES | FUMBLE REC | BLKD FG | BLKD PAT | BLKD PUNT |
|--------------------|-----------|-----------|-----------|-------------|------------|----------|----------|-----------|
| Miles Killebrew | 13 | 11 | 2 | 0 | 0 | 0 | 0 | 1 |
| James Pierre | 7 | 5 | 2 | 0 | 0 | 0 | 0 | 0 |
| Rod Williams | 6 | 5 | 1 | 0 | 0 | 0 | 0 | 0 |
| Miles Boykin | 5 | 4 | 1 | 0 | 0 | 0 | 0 | 0 |
| Nick Herbig | 5 | 4 | 1 | 0 | 0 | 0 | 0 | 0 |
| Mark Robinson | 5 | 3 | 2 | 0 | 0 | 0 | 0 | 0 |
| Christian Kuntz | 4 | 2 | 2 | 0 | 0 | 0 | 0 | 0 |
| Chandon Sullivan | 2 | 2 | 0 | 0 | 0 | 0 | 0 | 0 |
| Tariq Carpenter | 2 | 1 | 1 | 0 | 0 | 0 | 0 | 0 |
| Connor Heyward | 2 | 1 | 1 | 0 | 0 | 0 | 0 | 1 |
| Elijah Riley | 2 | 0 | 2 | 0 | 0 | 0 | 0 | 0 |
| Trenton Thompson | 1 | 1 | 0 | 0 | 0 | 0 | 0 | 0 |
| Godwin Igwebuike | 1 | 0 | 1 | 0 | 0 | 0 | 0 | 0 |
| Joey Porter Jr. | 1 | 0 | 1 | 0 | 0 | 0 | 0 | 0 |
| Calvin Austin III | 0 | 0 | 0 | 0 | 2 | 0 | 0 | 0 |
| Patrick Peterson | 0 | 0 | 0 | 0 | 0 | 0 | 1 | 0 |
| 2023 TOTALS | 56 | 39 | 17 | 0 | 2 | 0 | 1 | 2 |

| OFFENSE | | | | | | | | | | | | | | | |
|---------|-----------------------|--|-----------------|------------|---------|------------|-----------------|---------------|-----------|-------------|----------------|---------------|---------------|------------|------------|
| DATE | OPPONENT | WR | LT | LG | C | RG | RT | TE | RB | QB | WR | WR | TE | FB | TE |
| 9/10 | San Francisco 49ers | G. Pickens | D. Moore Jr. | I. Seumalo | M. Cole | J. Daniels | C. Okorafor | P. Freiermuth | N. Harris | K. Pickett | A. Robinson II | D. Johnson | -- | -- | -- |
| 9/18 | Cleveland Browns | G. Pickens | D. Moore Jr. | I. Seumalo | M. Cole | J. Daniels | C. Okorafor | P. Freiermuth | N. Harris | K. Pickett | A. Robinson II | -- | D. Washington | -- | -- |
| 9/24 | at Las Vegas Raiders | G. Pickens | D. Moore Jr. | I. Seumalo | M. Cole | J. Daniels | C. Okorafor | P. Freiermuth | N. Harris | K. Pickett | A. Robinson II | -- | D. Washington | -- | -- |
| 10/1 | at Houston Texans | G. Pickens | D. Moore Jr. | I. Seumalo | M. Cole | N. Herbig | C. Okorafor | P. Freiermuth | N. Harris | K. Pickett | A. Robinson II | -- | D. Washington | -- | -- |
| 10/8 | Baltimore Ravens | G. Pickens | <u>B. Jones</u> | I. Seumalo | M. Cole | N. Herbig | C. Okorafor | D. Washington | N. Harris | K. Pickett | A. Robinson II | C. Austin III | -- | -- | -- |
| 10/2 | at Los Angeles Rams | G. Pickens | D. Moore Jr. | I. Seumalo | M. Cole | J. Daniels | C. Okorafor | C. Heyward | N. Harris | K. Pickett | A. Robinson II | D. Johnson | -- | -- | -- |
| 10/2 | Jacksonville Jaguars | G. Pickens | D. Moore Jr. | I. Seumalo | M. Cole | J. Daniels | C. Okorafor | -- | N. Harris | K. Pickett | A. Robinson II | D. Johnson | -- | C. Heyward | -- |
| 11/2 | Tennessee Titans | G. Pickens | D. Moore Jr. | I. Seumalo | M. Cole | J. Daniels | <u>B. Jones</u> | -- | N. Harris | K. Pickett | A. Robinson II | D. Johnson | -- | C. Heyward | -- |
| 11/1 | Green Bay Packers | G. Pickens | D. Moore Jr. | I. Seumalo | M. Cole | J. Daniels | <u>B. Jones</u> | D. Washington | N. Harris | K. Pickett | A. Robinson II | D. Johnson | -- | -- | -- |
| 11/1 | at Cleveland Browns | G. Pickens | D. Moore Jr. | I. Seumalo | M. Cole | J. Daniels | <u>B. Jones</u> | P. Freiermuth | N. Harris | K. Pickett | A. Robinson II | D. Johnson | -- | -- | -- |
| 11/2 | at Cincinnati Bengals | G. Pickens | D. Moore Jr. | I. Seumalo | M. Cole | J. Daniels | <u>B. Jones</u> | P. Freiermuth | N. Harris | K. Pickett | A. Robinson II | D. Johnson | -- | -- | -- |
| 12/3 | Arizona Cardinals | G. Pickens | D. Moore Jr. | I. Seumalo | M. Cole | J. Daniels | <u>B. Jones</u> | P. Freiermuth | N. Harris | K. Pickett | A. Robinson II | D. Johnson | -- | -- | -- |
| 12/7 | New England Patriots | G. Pickens | D. Moore Jr. | I. Seumalo | M. Cole | J. Daniels | <u>B. Jones</u> | D. Washington | N. Harris | M. Trubisky | A. Robinson II | D. Johnson | -- | -- | -- |
| 12/1 | at Indianapolis Colts | G. Pickens | D. Moore Jr. | I. Seumalo | M. Cole | J. Daniels | <u>B. Jones</u> | -- | N. Harris | M. Trubisky | A. Robinson II | D. Johnson | -- | C. Heyward | -- |
| 12/2 | Cincinnati Bengals | G. Pickens | D. Moore Jr. | I. Seumalo | M. Cole | J. Daniels | <u>B. Jones</u> | P. Freiermuth | N. Harris | M. Rudolph | A. Robinson II | -- | C. Heyward | -- | -- |
| 12/3 | at Seattle Seahawks | -- | D. Moore Jr. | I. Seumalo | M. Cole | J. Daniels | <u>B. Jones</u> | P. Freiermuth | N. Harris | M. Rudolph | A. Robinson II | -- | D. Washington | -- | C. Heyward |
| 1/6 | at Baltimore Ravens | G. Pickens/ A. Robinson II/ D. Johnson | -- | -- | -- | -- | -- | C. Heyward | N. Harris | M. Rudolph | -- | -- | -- | -- | -- |

| DEFENSE | | | | | | | | | | | | | | | |
|---------|-----------------------|-------------|----------------------------|------------------|---------|--------------|--------------|--------------|-------------|----------------|----------|----------------------|-------------|-------------|--|
| DATE | OPPONENT | DE | DT | NT | LOLB | LILB | RILB | ROLB | LCB | FS | SS | RCB | NICKEL | S | CB |
| 9/10 | San Francisco 49ers | L. Ogunjobi | C. Heyward | M. Adams Sr. | T. Watt | C. Holcomb | E. Roberts | A. Highsmith | P. Peterson | M. Fitzpatrick | K. Neal | L. Wallace | -- | -- | -- |
| 9/18 | Cleveland Browns | L. Ogunjobi | D. Leal | M. Adams Sr. | T. Watt | C. Holcomb | E. Roberts | A. Highsmith | P. Peterson | M. Fitzpatrick | K. Neal | -- | D. Kaeze | -- | -- |
| 9/24 | at Las Vegas Raiders | L. Ogunjobi | D. Leal | M. Adams Sr. | T. Watt | C. Holcomb | E. Roberts | A. Highsmith | P. Peterson | M. Fitzpatrick | K. Neal | L. Wallace | -- | -- | -- |
| 10/1 | at Houston Texans | L. Ogunjobi | D. Leal | M. Adams Sr. | T. Watt | C. Holcomb | E. Roberts | A. Highsmith | P. Peterson | M. Fitzpatrick | K. Neal | L. Wallace | -- | -- | -- |
| 10/8 | Baltimore Ravens | L. Ogunjobi | <u>K. Benton</u> | M. Adams Sr. | T. Watt | C. Holcomb | E. Roberts | A. Highsmith | P. Peterson | M. Fitzpatrick | K. Neal | L. Wallace | -- | -- | -- |
| 10/2 | at Los Angeles Rams | L. Ogunjobi | -- | M. Adams Sr. | T. Watt | C. Holcomb | K. Alexander | A. Highsmith | P. Peterson | M. Fitzpatrick | D. Kaeze | L. Wallace | C. Sullivan | -- | -- |
| 10/2 | Jacksonville Jaguars | L. Ogunjobi | D. Leal | M. Adams Sr. | T. Watt | C. Holcomb | E. Roberts | A. Highsmith | P. Peterson | M. Fitzpatrick | K. Neal | <u>J. Porter Jr.</u> | -- | -- | -- |
| 11/2 | Tennessee Titans | L. Ogunjobi | C. Heyward | M. Adams Sr. | T. Watt | C. Holcomb | E. Roberts | A. Highsmith | P. Peterson | K. Neal | D. Kaeze | <u>J. Porter Jr.</u> | -- | -- | -- |
| 11/1 | Green Bay Packers | L. Ogunjobi | C. Heyward | <u>K. Benton</u> | T. Watt | K. Alexander | E. Roberts | A. Highsmith | P. Peterson | D. Kaeze | K. Neal | <u>J. Porter Jr.</u> | -- | -- | -- |
| 11/1 | at Cleveland Browns | L. Ogunjobi | C. Heyward | <u>K. Benton</u> | T. Watt | M. Walker | E. Roberts | A. Highsmith | P. Peterson | D. Kaeze | -- | <u>J. Porter Jr.</u> | L. Wallace | -- | -- |
| 11/2 | at Cincinnati Bengals | L. Ogunjobi | C. Heyward | <u>K. Benton</u> | T. Watt | M. Walker | E. Roberts | A. Highsmith | -- | M. Killebrew | D. Kaeze | <u>J. Porter Jr.</u> | -- | T. Thompson | -- |
| 12/3 | Arizona Cardinals | L. Ogunjobi | C. Heyward | <u>K. Benton</u> | T. Watt | M. Walker | E. Roberts | A. Highsmith | P. Peterson | M. Fitzpatrick | D. Kaeze | <u>J. Porter Jr.</u> | -- | -- | -- |
| 12/7 | New England Patriots | L. Ogunjobi | C. Heyward | <u>K. Benton</u> | T. Watt | B. Martinez | E. Roberts | A. Highsmith | P. Peterson | M. Fitzpatrick | D. Kaeze | <u>J. Porter Jr.</u> | -- | -- | -- |
| 12/1 | at Indianapolis Colts | L. Ogunjobi | C. Heyward | <u>K. Benton</u> | T. Watt | M. Robinson | E. Roberts | A. Highsmith | P. Peterson | M. Fitzpatrick | D. Kaeze | <u>J. Porter Jr.</u> | -- | -- | -- |
| 12/2 | Cincinnati Bengals | L. Ogunjobi | C. Heyward | <u>K. Benton</u> | T. Watt | M. Walker | E. Roberts | A. Highsmith | L. Wallace | P. Peterson | E. Rowe | <u>J. Porter Jr.</u> | -- | -- | -- |
| 12/3 | at Seattle Seahawks | L. Ogunjobi | C. Heyward | <u>K. Benton</u> | T. Watt | M. Robinson | M. Jack | A. Highsmith | L. Wallace | -- | E. Rowe | <u>J. Porter Jr.</u> | -- | -- | P. Peterson |
| 1/6 | at Baltimore Ravens | -- | C. Heyward/ L. Ogunjobi | -- | -- | -- | -- | -- | -- | -- | -- | -- | -- | -- | P. Peterson/ C. Sullivan/ L. Wallace/ J. Porter Jr. |

Rookies underlined.

| INDIVIDUAL SINGLE-GAME HIGHS | | | OPPONENT | DATE |
|-----------------------------------|------|-----------------------|-----------------|-------------|
| RUSHING | | | | |
| Rushing Yards | 129 | Jaylen Warren | at Browns | 11/19 |
| Rushing Attempts | 27 | Najee Harris | at Seahawks | 12/31 |
| Rushing Average | 14.3 | Jaylen Warren | at Browns | 11/19 |
| Rushing Touchdowns | 2 | Najee Harris | at Seahawks | 12/31 |
| RECEIVING | | | | |
| Pass Receptions | 9 | Pat Freiermuth | at Bengals | 11/26 |
| Receiving Yards | 195 | George Pickens | vs. Bengals | 12/23 |
| Touchdown Receptions | 2 | George Pickens | vs. Bengals | 12/23 |
| PASSING | | | | |
| Passes Attempted | 46 | Kenny Pickett | vs. 49ers | 09/10 |
| Passes Completed | 31 | Kenny Pickett | vs. 49ers | 09/10 |
| Completion Percentage | 90.0 | Mason Rudolph | at Ravens | 01/06 |
| Passing Yards | 290 | Mason Rudolph | vs. Bengals | 12/23 |
| Yards Per Attempt | 11.4 | Mason Rudolph | at Seahawks | 12/31 |
| Touchdown Passes | 2 | Mason Rudolph | vs. Bengals | 12/23 |
| | | Kenny Pickett | at Raiders | 09/24 |
| Interceptions Thrown | 2 | Mitch Trubisky | at Colts | 12/16 |
| | | Mitch Trubisky | vs. Jaguars | 10/29 |
| | | Kenny Pickett | vs. 49ers | 09/10 |
| PUNT RETURNS | | | | |
| Punt Returns | 5 | Calvin Austin III | at Ravens | 01/06 |
| Punt Return Yards | 92 | Calvin Austin III | at Ravens | 01/06 |
| KICKOFF RETURNS | | | | |
| Kickoff Returns | 3 | Anthony McFarland Jr. | vs. Packers | 11/12 |
| | | Desmond King II | at Texans | 10/01 |
| | | Anthony McFarland Jr. | vs. 49ers | 09/10 |
| Kickoff Return Yards | 91 | Anthony McFarland Jr. | vs. 49ers | 09/10 |
| PUNTS | | | | |
| Punts | 9 | Pressley Harvin III | at Browns | 11/19 |
| Punts Inside the 20 | 4 | Pressley Harvin III | at Browns | 11/19 |
| | | Pressley Harvin III | vs. Browns | 09/18 |
| Punting Average | 53.8 | Pressley Harvin III | at Raiders | 09/24 |
| INTERCEPTIONS | | | | |
| Interceptions Made | 2 | Levi Wallace | at Raiders | 09/24 |
| INT Return Yards | 32 | Keanu Neal | vs. Packers | 11/12 |
| TACKLES | | | | |
| Tackles | 15 | Elandon Roberts | at Browns | 11/19 |
| Sacks | 3.0 | T.J. Watt | vs. 49ers | 09/10 |
| SCORING | | | | |
| Touchdowns | 2 | Najee Harris | at Seahawks | 12/31 |
| | | George Pickens | vs. Bengals | 12/23 |
| Field Goals Attempted | 3 | Chris Boswell | at Seahawks | 12/31 |
| | | Chris Boswell | at Bengals | 11/26 |
| | | Chris Boswell | vs. Packers | 11/12 |
| | | Chris Boswell | vs. Ravens | 10/08 |
| | | Chris Boswell | at Raiders | 09/24 |
| Field Goals Made | 3 | Chris Boswell | at Seahawks | 12/31 |
| | | Chris Boswell | at Bengals | 11/26 |
| | | Chris Boswell | vs. Packers | 11/12 |
| | | Chris Boswell | vs. Ravens | 10/08 |
| | | Chris Boswell | at Raiders | 09/24 |
| MISC. YARDS | | | | |
| Yards From Scrimmage | 195 | George Pickens | vs. Bengals | 12/23 |
| Combined Net Yards | 195 | George Pickens | vs. Bengals | 12/23 |
| LONGEST PLAYS | | | OPPONENT | DATE |
| RUSHING | | | | |
| Run From Scrimmage | 74 | Jaylen Warren | at Browns | 11/19 |
| Touchdown Run | 74 | Jaylen Warren | at Browns | 11/19 |
| RECEIVING | | | | |
| Pass Reception | 86 | George Pickens | vs. Bengals | 12/23 |
| Touchdown Reception | 86 | George Pickens | vs. Bengals | 12/23 |
| PASSING | | | | |
| Passing Long | 86 | Mason Rudolph | vs. Bengals | 12/23 |
| Touchdown Pass Long | 86 | Mason Rudolph | vs. Bengals | 12/23 |
| RETURNS | | | | |
| Longest Opponent's Fumble Return | 18 | T.J. Watt | vs. Ravens | 10/08 |
| Punt Return | 34 | Calvin Austin III | at Ravens | 01/06 |
| Kickoff Return | 37 | Anthony McFarland Jr. | vs. Packers | 11/12 |
| Interception Return | 32 | Keanu Neal | vs. Packers | 11/12 |
| Longest INT Return for TD | 30 | Alex Highsmith | vs. Browns | 09/18 |
| KICKING | | | | |
| Punt | 63 | Pressley Harvin III | at Raiders | 09/24 |
| Field Goal | 57 | Chris Boswell | at Raiders | 09/24 |
| Field Goal Attempt | 61 | Chris Boswell | vs. Jaguars | 10/29 |
| OPPONENT SINGLE-GAME HIGHS | | | OPPONENT | DATE |
| RUSHING | | | | |
| Rushing Yards | 152 | Christian McCaffrey | vs. 49ers | 09/10 |
| Rushing Attempts | 25 | James Conner | vs. Cardinals | 12/03 |
| Rushing Average | 7.8 | A.J. Dillon | vs. Packers | 11/12 |
| Rushing Touchdowns | 2 | James Conner | vs. Cardinals | 12/03 |
| RECEIVING | | | | |
| Pass Receptions | 13 | Davante Adams | at Raiders | 09/24 |
| Receiving Yards | 172 | Davante Adams | at Raiders | 09/24 |
| Touchdown Receptions | 2 | Hunter Henry | vs. Patriots | 12/07 |
| | | Nico Collins | at Texans | 10/01 |
| | | Davante Adams | at Raiders | 09/24 |
| | | Brandon Aiyuk | vs. 49ers | 09/10 |
| PASSING | | | | |
| Passes Attempted | 44 | Jimmy Garoppolo | at Raiders | 09/24 |
| Passes Completed | 28 | Jake Browning | vs. Bengals | 12/23 |
| | | Jimmy Garoppolo | at Raiders | 09/24 |
| Completion Percentage | 75.0 | Trevor Lawrence | vs. Jaguars | 10/29 |
| Passing Yards | 335 | Jake Browning | vs. Bengals | 12/23 |
| Yards Per Attempt | 10.2 | C.J. Stroud | at Texans | 10/01 |
| Touchdown Passes | 3 | Gardner Minshew II | at Colts | 12/16 |

| | | | | |
|----------------------------------|------|---------------------|-----------------|-------------|
| | | Bailey Zappe | vs. Patriots | 12/07 |
| Interceptions Thrown | 3 | Jake Browning | vs. Bengals | 12/23 |
| | | Jimmy Garoppolo | at Raiders | 09/24 |
| PUNT RETURNS | | | | |
| Punt Returns | 5 | DeAndre Carter | at Raiders | 09/24 |
| Punt Return Yards | 44 | DeAndre Carter | at Raiders | 09/24 |
| KICKOFF RETURNS | | | | |
| Kickoff Returns | 5 | Keisean Nixon | vs. Packers | 11/12 |
| Kickoff Return Yards | 139 | Keisean Nixon | vs. Packers | 11/12 |
| PUNTS | | | | |
| Punts | 9 | Bryce Baringer | vs. Patriots | 12/07 |
| Punts Inside the 20 | 3 | Bryce Baringer | vs. Patriots | 12/07 |
| | | Corey Bojorquez | at Browns | 11/18 |
| | | Ryan Stonehouse | vs. Titans | 11/02 |
| | | Jordan Stout | vs. Ravens | 10/08 |
| | | Mitch Wishnowsky | vs. 49ers | 09/10 |
| Punting Average | 57.0 | Rigoberto Sanchez | at Colts | 12/16 |
| | | Ryan Stonehouse | vs. Titans | 11/02 |
| INTERCEPTIONS | | | | |
| Interceptions Made | 1 | Julian Blackmon | at Colts | 12/16 |
| | | Nick Cross | at Colts | 12/16 |
| | | Jabril Peppers | vs. Patriots | 12/07 |
| | | Antonio Johnson | vs. Jaguars | 10/29 |
| | | Andrew Wingard | vs. Jaguars | 10/29 |
| | | Steven Nelson | at Texans | 10/01 |
| | | Grant Delpit | vs. Browns | 09/18 |
| | | Talanoa Hufanga | vs. 49ers | 09/10 |
| | | Charvarius Ward | vs. 49ers | 09/10 |
| INT Return Yards | 33 | Steven Nelson | at Texans | 10/01 |
| TACKLES | | | | |
| Tackles | 18 | Devin Bush | at Seahawks | 12/31 |
| Sacks | 3.0 | Drake Jackson | vs. 49ers | 09/10 |
| SCORING | | | | |
| Touchdowns | 2 | Hunter Henry | vs. Patriots | 12/07 |
| | | James Conner | vs. Cardinals | 12/03 |
| | | Nico Collins | at Texans | 10/01 |
| | | Davante Adams | at Raiders | 09/24 |
| | | Brandon Aiyuk | vs. 49ers | 09/10 |
| Field Goals Attempted | 5 | Matt Gay | at Colts | 12/16 |
| Field Goals Made | 4 | Brandon McManus | vs. Jaguars | 10/29 |
| MISC. YARDS | | | | |
| Yards From Scrimmage | 172 | Davante Adams | at Raiders | 09/24 |
| Combined Net Yards | 172 | Davante Adams | at Raiders | 09/24 |
| OPPONENTS LONGEST PLAYS | | | | |
| RUSHING | | | OPPONENT | DATE |
| Run From Scrimmage | 69 | Jerome Ford | vs. Browns | 09/18 |
| Touchdown Run | 65 | Christian McCaffrey | vs. 49ers | 09/10 |
| RECEIVING | | | | |
| Pass Reception | 80 | Tee Higgins | vs. Bengals | 12/23 |
| Touchdown Reception | 80 | Tee Higgins | vs. Bengals | 12/23 |
| PASSING | | | | |
| Passing Long | 80 | Jake Browning | vs. Bengals | 12/23 |
| Touchdown Pass Long | 80 | Jake Browning | vs. Bengals | 12/23 |
| RETURNS | | | | |
| Longest Opponent's Fumble Return | 28 | DJ Turner II | at Bengals | 11/26 |
| Punt Return | 21 | James Proche | at Browns | 11/19 |
| Kickoff Return | 49 | Keisean Nixon | vs. Packers | 11/12 |
| Interception Return | 33 | Steven Nelson | at Texans | 10/01 |
| KICKING | | | | |
| Punt | 68 | Ethan Evans | at Rams | 10/22 |
| Field Goal | 55 | Dustin Hopkins | vs. Browns | 09/18 |
| Field Goal Attempt | 56 | Matt Gay | at Colts | 12/16 |

2023 REGULAR SEASON BIG YARDAGE GAMES

| 100-YARD PASS RECEIVERS | | | | | | | |
|-------------------------|-------------|----------------|------|------|------|-----|----|
| DATE | OPPONENT | PLAYER | REC. | YDS. | AVG. | LG | TD |
| 9/18 | vs. Browns | George Pickens | 4 | 127 | 31.8 | 71T | 1 |
| 10/8 | vs. Ravens | George Pickens | 6 | 130 | 21.7 | 41T | 1 |
| 10/22 | at Rams | George Pickens | 5 | 107 | 21.4 | 31 | 0 |
| 11/26 | at Bengals | Pat Freiermuth | 9 | 120 | 13.3 | 29 | 0 |
| 12/23 | vs. Bengals | George Pickens | 4 | 195 | 48.8 | 86T | 2 |
| 12/31 | at Seahawks | George Pickens | 7 | 131 | 18.7 | 37 | 0 |

100-YARD RUSHERS

| DATE | OPPONENT | PLAYER | ATT. | YDS. | AVG. | LG | TD |
|-------|-------------|---------------|------|------|------|-----|----|
| 11/12 | vs. Packers | Jaylen Warren | 15 | 101 | 6.7 | 20 | 1 |
| 11/19 | at Browns | Jaylen Warren | 9 | 129 | 14.3 | 74T | 1 |
| 12/31 | at Seahawks | Najee Harris | 27 | 122 | 4.5 | 23 | 2 |
| 1/6 | at Ravens | Najee Harris | 26 | 112 | 4.3 | 15 | 1 |

300-YARD PASSERS

| DATE | OPPONENT | PLAYER | ATT. | YDS. | COMP. | LG | TD |
|------|----------|--------|------|------|-------|----|----|
|------|----------|--------|------|------|-------|----|----|

2023 OPPONENTS BIG YARDAGE GAMES

| 100-YARD PASS RECEIVERS | | | | | | | |
|-------------------------|-------------|---------------|------|------|------|-----|----|
| DATE | OPPONENT | PLAYER | REC. | YDS. | AVG. | LG | TD |
| 9/10 | vs. 49ers | Brandon Aiyuk | 8 | 129 | 16.1 | 23 | 2 |
| 9/24 | at Raiders | Davante Adams | 13 | 172 | 13.2 | 32T | 2 |
| 10/1 | at Texans | Nico Collins | 7 | 168 | 24.0 | 52T | 2 |
| 10/22 | at Rams | Puka Nacua | 8 | 154 | 19.3 | 36 | 0 |
| 12/23 | vs. Bengals | Tee Higgins | 5 | 140 | 28.0 | 80T | 1 |
| 12/31 | at Seahawks | DK Metcalf | 5 | 106 | 21.2 | 33 | 0 |

100-YARD RUSHERS

| DATE | OPPONENT | PLAYER | ATT. | YDS. | AVG. | LG | TD |
|------|---------------|---------------------|------|------|------|-----|----|
| 9/10 | vs. 49ers | Christian McCaffrey | 22 | 152 | 6.9 | 65T | 1 |
| 9/18 | vs. Browns | Jerome Ford | 16 | 106 | 6.6 | 69 | 0 |
| 12/3 | vs. Cardinals | James Conner | 25 | 105 | 4.2 | 29 | 2 |

300-YARD PASSERS

| DATE | OPPONENT | PLAYER | ATT. | YDS. | COMP. | LG | TD |
|-------|-------------|-----------------|------|------|-------|-----|----|
| 9/24 | at Raiders | Jimmy Garoppolo | 44 | 324 | 28 | 32T | 2 |
| 10/1 | at Texans | C.J. Stroud | 30 | 306 | 16 | 52T | 2 |
| 12/23 | vs. Bengals | Jake Browning | 42 | 335 | 28 | 80T | 1 |

| DATE | OPPONENT | QTR | STEELERS PLAYER | YDS | DOWN | RESULT | QTR | OPP. PLAYER | YDS | DOWN | RESULT |
|---------------|-----------------|-----|---------------------------------------|------------|------------------------------|------------------------------------|---|-------------------------------------|-------------|------------------------------|-------------|
| 09/10 | San Francisco | 3 | K. Pickett -> D. Johnson | 26 | 1-10-PIT 25 | Punt | 1 | B. Purdy -> B. Aiyuk | 23 | 2-11-PIT 49 | Field Goal |
| | | 4 | K. Pickett -> A. Robinson II | 31 | 3-11-PIT 39 | Downs | 2 | B. Purdy -> D. Samuel | 22 | 1-15-PIT 39 | Touchdown |
| | | | | | | | 4 | B. Purdy -> B. Aiyuk | 22 | 3-4-SF 25 | Punt |
| | | | | | | | | | | | |
| 09/18 | Cleveland | 2 | K. Pickett -> J. Warren | 30 | 3-3-PIT 32 | Punt | 2 | D. Watson -> D. Njoku | 29 | 1-20-CLE 15 | Field Goal |
| | | 2 | K. Pickett -> G. Pickens | 71T | 1-10-PIT 29 | Touchdown | 4 | D. Watson -> A. Cooper | 23 | 2-10-CLE 23 | Fumble |
| | | 3 | K. Pickett -> G. Pickens | 25 | 3-10-PIT 25 | Field Goal | | | | | |
| | | 3 | K. Pickett -> G. Pickens | 23 | 2-10-PIT 25 | Punt | | | | | |
| 09/24 | at Las Vegas | 1 | K. Pickett -> C. Austin III | 72T | 3-7-PIT 28 | Touchdown | 1 | J. Garoppolo -> D. Adams | 32T | 4-1-PIT 32 | Touchdown |
| | | 3 | K. Pickett -> G. Pickens | 32 | 3-5-PIT 26 | Field Goal | 4 | J. Garoppolo -> D. Adams | 26 | 1-10-LV 20 | Touchdown |
| 10/01 | at Houston | 3 | K. Pickett -> N. Harris | 32 | 3-4-HOU 40 | Field Goal | 1 | C. Stroud -> D. Pierce | 27 | 2-6-PIT 39 | Touchdown |
| | | | | | | | 2 | C. Stroud -> D. Schultz | 29 | 2-7-HOU 35 | Field Goal |
| | | | | | | | 2 | C. Stroud -> J. Metchie III | 22 | 2-12-HOU | Punt |
| | | | | | | | 2 | C. Stroud -> N. Collins | 42 | 18 | Field Goal |
| | | | | | 3 | C. Stroud -> N. Collins | 24 | 1-10-HOU 22 | Touchdown | | |
| | | | | | 4 | C. Stroud -> N. Collins | 52T | 2-11-HOU 41 | Touchdown | | |
| | | | | | | | | | | | |
| | | | | | | | | | | | |
| 10/08 | Baltimore | 2 | K. Pickett -> G. Pickens | 21 | 2-10-PIT 10 | Punt | 2 | L. Jackson -> Z. Flowers | 29 | 3-18-BAL 40 | Downs |
| | | 3 | K. Pickett -> G. Pickens | 23 | 1-10-PIT 26 | Punt | 3 | L. Jackson -> Z. Flowers | 20 | 2-7-BAL 26 | Punt |
| | | 4 | K. Pickett -> J. Warren | 23 | 3-8-PIT 46 | Field Goal | 3 | L. Jackson -> N. Agholor | 30 | 1-10-BAL 18 | Punt |
| | | 4 | K. Pickett -> G. Pickens | 21 | 3-4-PIT 37 | Touchdown | | | | | |
| | | 4 | K. Pickett -> G. Pickens | 41T | 2-9-BAL 41 | Touchdown | | | | | |
| 10/22 | at L.A. Rams | 2 | K. Pickett -> G. Pickens | 20 | 2-9-PIT 26 | Punt | 1 | M. Stafford -> P. Nacua | 30 | 1-10-LAR 19 | Missed FG |
| | | 4 | K. Pickett -> D. Johnson | 39 | 3-8-PIT 43 | Touchdown | 2 | M. Stafford -> C. Kupp | 24 | 3-11-LAR 24 | Punt |
| | | 4 | K. Pickett -> G. Pickens | 21 | 1-10-PIT 34 | Touchdown | 2 | M. Stafford -> P. Nacua | 22 | 3-11-LAR 49 | Field Goal |
| | | 4 | K. Pickett -> G. Pickens | 31 | 3-3-PIT 21 | End Game | 2 | M. Stafford -> P. Nacua | 36 | 3-5-LAR 19 | Touchdown |
| | | | | | 2 | M. Stafford -> T. Atwell | 31T | 2-10-PIT 31 | Touchdown | | |
| | | | | | 3 | M. Stafford -> P. Nacua | 32 | 1-10-LAR 37 | Touchdown | | |
| | | | | | 3 | M. Stafford -> P. Nacua | 20 | 3-7-PIT 28 | Touchdown | | |
| 10/29 | Jacksonville | 3 | M. Trubisky -> G. Pickens | 22T | 2-3-JAX 22 | Touchdown | 1 | T. Lawrence -> C. Ridley | 26 | 3-7-JAX 35 | Field Goal |
| | | | | | | 1 | T. Lawrence -> C. Kirk | 29 | 3-4-JAX 26 | Fumble | |
| | | | | | | 2 | T. Lawrence -> C. Ridley | 27 | 2-9-PIT 45 | Interceptio | |
| | | | | | | 3 | T. Lawrence -> T. Etienne Jr. | 56T | 2-10-JAX 44 | n | |
| | | | | | | 3 | T. Lawrence -> E. Engram | 34 | 1-20-JAX 48 | Touchdown | |
| | | | | | | | | | | | |
| | | | | | | | | | | | |
| | | | | | | | | | | | |
| | | | | | | | | | | | |
| | | | | | | | | | | | |
| | | | | | | | | | | | |
| 11/02 | Tennessee | 4 | K. Pickett -> D. Johnson | 32 | 3-6-PIT 45 | Touchdown | 1 | W. Lewis -> D. Hopkins | 29 | 1-23-TEN 5 | Punt |
| | | | | | | | 2 | W. Lewis -> N. Westbrook-Ikhine | 23 | 3-13-TEN 41 | Touchdown |
| | | | | | | | 2 | W. Lewis -> K. Phillips | 24 | 1-10-TEN 36 | Field Goal |
| | | | | | | | 2 | W. Lewis -> K. Phillips | 21 | 1-10-PIT 40 | Field Goal |
| | | | | | | | 3 | W. Lewis -> D. Henry | 23 | 2-4-PIT 43 | Field Goal |
| | | | | | | | 4 | W. Lewis -> T. Burks | 21 | 1-10-TEN 8 | Punt |
| | | | | | | | 4 | W. Lewis -> C. Moore | 29 | 2-10-TEN 35 | Interceptio |
| | | | | | | | | | | | |
| 11/12 | Green Bay | 3 | K. Pickett -> G. Pickens | 28 | 1-10-PIT 34 | Field Goal | 1 | J. Love -> D. Wicks | 23 | 2-7-PIT 45 | Touchdown |
| | | | | | | | 2 | J. Love -> J. Reed | 35T | 3-16-PIT 35 | Touchdown |
| | | | | | | | 3 | J. Love -> R. Doubs | 20 | 2-6-GB 26 | Field Goal |
| | | | | | | | 3 | J. Love -> L. Musgrave | 36 | 3-7-GB 49 | Field Goal |
| | | | | | | | 4 | J. Love -> L. Musgrave | 28 | 1-10-GB 25 | Interceptio |
| | | | | | | | 4 | J. Love -> D. Wicks | 32 | 3-10-PIT 47 | n |
| | | | | | | | 4 | J. Love -> J. Reed | 46 | 1-10-GB 19 | Interceptio |
| | | | | | | | | | | | |
| | | | | | | | | | | | |
| | | | | | | | | | | | |
| 11/19 | at Cleveland | | NONE | | | | | NONE | | | |
| 11/26 | at Cincinnati | 1 | K. Pickett -> P. Freiermuth | 24 | 1-10-PIT 25 | Punt | 2 | J. Browning -> J. Chase | 31 | 2-4-PIT 47 | Touchdown |
| | | 1 | K. Pickett -> P. Freiermuth | 29 | 3-13-PIT 38 | Fumble | 2 | J. Browning -> T. Irvin | 25 | 2-9-CIN 12 | Punt |
| | | 2 | K. Pickett -> D. Johnson | 39 | 3-3-PIT 38 | Field Goal | 3 | J. Browning -> J. Chase | 25 | 1-10-PIT 46 | Interceptio |
| | | 4 | K. Pickett -> G. Pickens | 43 | 3-8-PIT 37 | Field Goal | 4 | J. Browning -> T. Irvin | 39 | 1-10-CIN 25 | Field Goal |
| 12/03 | Arizona | 1 | K. Pickett -> G. Pickens | 38 | 2-1-PIT 46 | Field Goal | 2 | K. Murray -> E. Higgins | 21 | 3-3-ARI 8 | Touchdown |
| | | 3 | M. Trubisky -> G. Pickens | 25 | 3-14-PIT 44 | Missed FG | | | | | |
| | | 4 | M. Trubisky -> D. Johnson | 26 | 1-5-ARI 30 | Touchdown | | | | | |
| 12/07 | New England | 2 | M. Trubisky -> D. Johnson | 25T | 2-5-NE 25 | Touchdown | 1 | B. Zappe -> J. Smith-Schuster | 37 | 1-10-NE 37 | Touchdown |
| | | 4 | M. Trubisky -> D. Johnson | 24 | 1-10-PIT 13 | End Game | 2 | B. Zappe -> J. Smith-Schuster | 28 | 3-3-NE 48 | Touchdown |
| | | 4 | M. Trubisky -> A. Robinson II | 21 | 1-10-PIT 37 | End Game | 2 | B. Zappe -> H. Henry | 24T | 1-10-PIT 24 | Touchdown |
| 12/16 | at Indianapolis | 3 | M. Trubisky -> D. Johnson | 25 | 3-19-PIT 16 | Punt | 2 | G. Minshew II -> M. Pittman Jr. | 21 | 2-10-IND 25 | Touchdown |
| | | | | | | | 2 | G. Minshew II -> M. Pittman Jr. | 42 | 3-5-PIT 49 | Touchdown |
| | | | | | | | 2 | G. Minshew II -> D. Montgomery | 34 | 1-10-IND 26 | Touchdown |
| 12/23 | Cincinnati | 1 | M. Rudolph -> G. Pickens | 86T | 2-4-PIT 14 | Touchdown | 1 | J. Browning -> T. Higgins | 23 | 3-3-CIN 32 | Interceptio |
| | | 2 | M. Rudolph -> G. Pickens | 44 | 3-15-PIT 21 | Field Goal | 2 | J. Browning -> T. Boyd | 29 | 2-6-CIN 29 | n |
| | | 3 | M. Rudolph -> G. Pickens | 66T | 3-1-PIT 34 | Touchdown | 3 | J. Browning -> T. Higgins | 80T | 1-10-CIN 20 | Downs |
| | | | | | | | 4 | J. Browning -> T. Irvin | 22 | 3-5-CIN 30 | Touchdown |
| | | | | | | | | | | | |
| 12/31 | at Seattle | 2 | M. Rudolph -> G. Pickens | 37 | 1-10-PIT 48 | Field Goal | 2 | G. Smith -> D. Metcalf | 33 | 2-6-SEA 43 | Touchdown |
| | | 2 | M. Rudolph -> P. Freiermuth | 25 | 3-4-PIT 31 | Touchdown | 2 | G. Smith -> N. Fant | 21 | 1-10-SEA 36 | Touchdown |
| | | 3 | M. Rudolph -> D. Johnson | 42 | 1-10-SEA 46 | Touchdown | 2 | G. Smith -> D. Metcalf | 21 | 1-10-PIT 32 | Touchdown |
| | | 4 | M. Rudolph -> G. Pickens | 34 | 3-6-PIT 44 | Field Goal | 2 | G. Smith -> C. Parkinson | 20 | 2-6-SEA 39 | Field Goal |
| | | 4 | M. Rudolph -> G. Pickens | 24 | 1-10-SEA 44 | End Game | 3 | G. Smith -> D. Metcalf | 32 | 2-10-SEA 14 | Field Goal |
| 01/06 | at Baltimore | 4 | M. Rudolph -> D. Johnson | 71T | 3-4-PIT 29 | Touchdown | 2 | T. Huntley -> I. Likely | 27T | 2-12-PIT 27 | Touchdown |
| TOTALS | | | | 41 | - 1,412 (34.4), 8 TDs | | | | 63 | - 1,844 (29.3), 8 TDs | |

| DATE | OPPONENT | QTR | STEELERS PLAYER | YDS. | DOWN | RESULT | QTR | OPP. PLAYER | YDS. | DOWN | RESULT | |
|---------------|-----------------|-----|-------------------------------|------------|-------------|-------------------------------|------|-----------------------|------------|-------------|--------------|--|
| 09/1 0 | San Francisco | 2 | Najee Harris | 24 | 3-1-PIT 14 | Touchdown | 1 | Christian McCaffrey | 17 | 2-1-PIT 25 | Touchdown | |
| | | | | | | | 2 | Christian McCaffrey | 11 | 2-10-SF 44 | Touchdown | |
| | | | | | | | 3 | Christian McCaffrey | 65T | 1-10-SF 35 | Touchdown | |
| | | | | | | | 3 | Christian McCaffrey | 11 | 1-10-SF 8 | Punt | |
| | | | | | | | 4 | Christian McCaffrey | 17 | 3-11-PIT 41 | Field Goal | |
| 09/1 8 | Cleveland | 3 | Najee Harris | 21 | 1-10-PIT 20 | Punt | 1 | Nick Chubb | 20 | 1-10-CLE 28 | Fumble | |
| | | | | | | | 3 | Jerome Ford | 69 | 2-5-CLE 30 | Touchdown | |
| | | | | | | | 3 | Deshaun Watson | 12 | 2-5-CLE 25 | Punt | |
| | | | | | | | 3 | Deshaun Watson | 12 | 2-5-CLE 25 | Punt | |
| 09/2 4 | at Las Vegas | 2 | Jaylen Warren | 11 | 1-10-LV 48 | Field Goal | 4 | Josh Jacobs | 10 | 1-10-PIT 38 | Touchdown | |
| | | | | | | | | | | | | |
| | | | | | | | | | | | | |
| 10/0 1 | at Houston | 3 | Najee Harris | 15 | 1-10-PIT 25 | Field Goal | 1 | Dameon Pierce | 13 | 2-10-HOU 31 | Touchdown | |
| | | | | | | | 2 | C.J. Stroud | 11 | 2-8-HOU 46 | Touchdown | |
| | | | | | | | 4 | Dameon Pierce | 12 | 1-10-PIT 36 | Field Goal | |
| 10/0 8 | Baltimore | 2 | George Pickens | 16 | 1-10-BAL 40 | Field Goal | 1 | Lamar Jackson | 26 | 3-2-BAL 33 | Punt | |
| | | | | | | | 1 | Gus Edwards | 11 | 2-4-PIT 25 | Touchdown | |
| | | | | | | | 1 | Justice Hill | 14T | 2-10-PIT 14 | Touchdown | |
| 10/2 2 | at L.A. Rams | 4 | Jaylen Warren | 13T | 2-5-LAR 13 | Touchdown | 1 | Darrell Henderson Jr. | 16 | 2-10-LAR 37 | Punt | |
| | | | | | | | 3 | Royce Freeman | 15 | 1-10-LAR 49 | Missed FG | |
| 10/2 9 | Jacksonville | 2 | Calvin Austin III | 10 | 2-7- 50 | Field Goal | 1 | Trevor Lawrence | 10 | 2-17-JAX 25 | Field Goal | |
| | | | | | | | 2 | Travis Etienne Jr. | 12 | 1-10-PIT 18 | Interception | |
| 11/0 2 | Tennessee | 1 | Najee Harris | 10T | 1-10-TEN 10 | Touchdown | 2 | Derrick Henry | 15 | 1-10-PIT 24 | Touchdown | |
| | | | | | | | 3 | Derrick Henry | 11 | 1-10-TEN 35 | Field Goal | |
| | | | | | | | 3 | Derrick Henry | 11 | 1-10-TEN 35 | Field Goal | |
| | | | | | | | 3 | Derrick Henry | 11 | 1-10-TEN 35 | Field Goal | |
| 11/1 2 | Green Bay | 1 | Jaylen Warren | 12 | 1-10-GB 28 | Touchdown | 2 | AJ Dillon | 40 | 1-10-GB 31 | Touchdown | |
| | | | | | | | | | | | | |
| | | | | | | | | | | | | |
| | | | | | | | | | | | | |
| | | | | | | | | | | | | |
| | | | | | | | | | | | | |
| 11/1 9 | at Cleveland | 2 | Jaylen Warren | 11 | 2-1-PIT 37 | Punt | 1 | Jerome Ford | 13 | 2-5-PIT 25 | Touchdown | |
| | | | | | | | | | | | | |
| | | | | | | | | | | | | |
| | | | | | | | | | | | | |
| | | | | | | | | | | | | |
| 11/2 6 | at Cincinnati | 1 | Najee Harris | 20 | 1-10-PIT 11 | Field Goal | NONE | | | | | |
| | | | | | | | | | | | | |
| | | | | | | | | | | | | |
| | | | | | | | | | | | | |
| 12/0 3 | Arizona | 2 | Jaylen Warren | 18 | 1-10-PIT 37 | Downs | 2 | Michael Carter | 19 | 3-6-ARI 33 | Touchdown | |
| | | | | | | | | | | | | |
| | | | | | | | | | | | | |
| 12/0 7 | New England | 1 | Mitch Trubisky | 15 | 1-10-PIT 31 | Field Goal | 1 | Bailey Zappe | 11 | 3-9-PIT 25 | Touchdown | |
| | | | | | | | | | | | | |
| | | | | | | | | | | | | |
| | | | | | | | | | | | | |
| 12/1 6 | at Indianapolis | 2 | Najee Harris | 15 | 1-10-PIT 36 | Interception | 2 | Trey Sermon | 10 | 4-1-PIT 32 | Downs | |
| | | | | | | | | | | | | |
| | | | | | | | | | | | | |
| | | | | | | | | | | | | |
| 12/2 3 | Cincinnati | 1 | Najee Harris | 13 | 1-10-CIN 19 | Touchdown | 3 | Joe Mixon | 13 | 1-10-CIN 32 | Field Goal | |
| | | | | | | | | | | | | |
| | | | | | | | | | | | | |
| | | | | | | | | | | | | |
| 12/3 1 | at Seattle | 1 | Jaylen Warren | 11 | 1-10-PIT 43 | Downs | 2 | Kenneth Walker III | 11 | 1-10-PIT 24 | Touchdown | |
| | | | | | | | | | | | | |
| | | | | | | | | | | | | |
| | | | | | | | | | | | | |
| 01/0 6 | at Baltimore | 1 | Jaylen Warren | 23 | 1-10-PIT 34 | Touchdown | 2 | Gus Edwards | 29 | 1-10-BAL 46 | Touchdown | |
| | | | | | | | | | | | | |
| | | | | | | | | | | | | |
| | | | | | | | | | | | | |
| TOTALS | | | 55 - 898 (16.3), 5 TDS | | | 45 - 786 (17.5), 3 TDS | | | | | | |

| | | RUSHES | | | | RECEPTIONS | | | | RETURNS | | | |
|-------|-----------------|-----------------------|--|--------------------|------------------------------|------------------|--|-------------|----------------|---------|----------------------------|-----|---------|
| DATE | OPPONENT | GAIN | PLAYER | QTR | RESULT | GAIN | PLAYER | QTR | RESULT | GAIN | PLAYER | QTR | RESULT |
| 09/10 | San Francisco | 24 | Najee Harris | 2 | TD | 26 | Diontae Johnson | 3 | Punt | 32 | Anthony McFarland Jr. (KR) | 1 | Punt |
| | | | | | | 31 | Allen Robinson II | 4 | Downs | 34 | Anthony McFarland Jr. (KR) | 2 | Punt |
| 09/18 | Cleveland | 21 17 | Najee Harris Najee Harris | 3' 3 | Punt Punt | 30 | Jaylen Warren | 2 | Punt | 30t | Alex Highsmith (INT) | 1 | INT |
| | | | | | | 71t | George Pickens | 2 | TD | | | | |
| | | | | | | 25 | George Pickens | 3 | FG | | | | |
| | | | | | | 23 | George Pickens | 3 | Punt | | | | |
| 09/24 | at Las Vegas | 11 10 17 | Jaylen Warren Kenny Pickett Najee Harris | 2' 2' 3 | FG FG TD | 72t | Calvin Austin III | 1 | TD | | | | |
| | | | | | | 32 | George Pickens | 3 | FG | | | | |
| 10/01 | at Houston | 15 18 23 | Najee Harris Jaylen Warren Najee Harris | 3' 3' 3 | FG FG Downs | 32 | Najee Harris | 3 | FG | | | | |
| | | | | | | | | | | | | | |
| 10/08 | Baltimore | 16 10 16 | George Pickens Jaylen Warren Jaylen Warren | 2' 4' 4 | FG FG FG | 21 | George Pickens | 2 | Punt | | | | |
| | | | | | | 23 | George Pickens | 3 | Punt | | | | |
| | | | | | | 23 | Jaylen Warren | 4 | FG | | | | |
| | | | | | | 21 | George Pickens | 4' | TD | | | | |
| | | | | | | 41t | George Pickens | 4 | TD | | | | |
| 10/22 | at L.A. Rams | 13t 10 | Jaylen Warren Najee Harris | 4 4 | TD TD | 20 | George Pickens | 2 | Punt | | | | |
| | | | | | | 39 | Diontae Johnson | 4 | TD | | | | |
| | | | | | | 21 | George Pickens | 4 | TD | | | | |
| | | | | | | 31 | George Pickens | 4 | Game | | | | |
| 10/29 | Jacksonville | 10 10 | Calvin Austin III Kenny Pickett | 2 2 | FG Miss FG | 22t | George Pickens | 3 | TD | 36 | Godwin Igwebuike (KR) | 2 | Miss FG |
| 11/02 | Tennessee | 10t 15 14 | Najee Harris Jaylen Warren Jaylen Warren | 1 2' 2' | TD FG FG | 32 | Diontae Johnson | 4 | TD | | | | |
| | | | | | | | | | | 25 | Najee Harris | 3 | FG |
| | | 13 | Jaylen Warren | 4' | TD | | | | | | | | |
| | | 22 | Jaylen Warren | 4 | TD | | | | | | | | |
| 11/12 | Green Bay | 12 11 16t 24 | Jaylen Warren Najee Harris Jaylen Warren Najee Harris | 1 1' 2' 4 | TD TD TD Punt | 28 | George Pickens | 3 | FG | 37 | Anthony McFarland Jr. (KR) | 3 | FG |
| | | | | | | | | | | 32 | Keanu Neal (INT) | 4 | INT |
| | | 11 | Jaylen Warren | 4' | FG | | | | | 30 | Damontae Kazee (INT) | 4 | INT |
| | | 20 | Jaylen Warren | 4' | FG | | | | | | | | |
| | | 11 | Kenny Pickett | 4' | Punt | | | | | | | | |
| | | 11 | Jaylen Warren | 4 | Punt | | | | | | | | |
| 11/19 | at Cleveland | 11 74t 21 | Jaylen Warren Jaylen Warren Jaylen Warren | 2 3 4' | Punt TD FG | | | | | | | | |
| | | | | | | 12 | Jaylen Warren | 4' | FG | | | | |
| | | 17 | Najee Harris | 4 | FG | | | | | | | | |
| 11/26 | at Cincinnati | 20 22 13 | Najee Harris Najee Harris Najee Harris | 1 4' 4 | FG FG FG | 24 | Pat Freiermuth | 1 | Punt | | | | |
| | | | | | | 29 | Pat Freiermuth | 2 | Fumble | | | | |
| | | | | | | 39 | Diontae Johnson | 1 | FG | | | | |
| | | | | | | 43 | George Pickens | 4 | FG | | | | |
| 12/03 | Arizona | 18 11 11 | Jaylen Warren Najee Harris Najee Harris | 2' 2' 3 | Downs Downs Miss FG | 38 | George Pickens | 1 | FG | | | | |
| | | | | | | 25 | George Pickens | 3 | Miss FG | | | | |
| | | | | | | 26 | Diontae Johnson | 4 | TD | | | | |
| 12/07 | New England | 15 12 | Mitch Trubisky Calvin Austin III | 1 2 | FG TD | 25t | Diontae Johnson | 2 | TD | 30 | Mykal Walker (INT) | 3 | INT |
| | | | | | | 24 | Diontae Johnson | 4' | Game | | | | |
| | | | | | | 21 | Allen Robinson II | 4 | Game | | | | |
| 12/16 | at Indianapolis | 15 11 | Najee Harris Jaylen Warren | 2 4 | INT Game | 25 | Diontae Johnson | 3 | Punt | 34 | Godwin Igwebuike (KR) | 1 | Punt |
| | | | | | | | | | | 31 | Godwin Igwebuike (KR) | 2 | INT |
| 12/23 | Cincinnati | 13 | Najee Harris | 1 | TD | 86t 44 66t | George Pickens George Pickens George Pickens | 1 2 3 | TD FG TD | | | | |
| 12/31 | at Seattle | 11 18t 23 | Jaylen Warren Jaylen Warren Jaylen Warren | 1 1 2 | Downs TD FG | 37 | George Pickens | 2 | FG | 31 | Godwin Igwebuike (KR) | 3 | TD |
| | | | | | | 25 | Pat Freiermuth | 2 | TD | | | | |
| | | | | | | 42 | Diontae Johnson | 3 | TD | | | | |
| | | | | | | 34 | George Pickens | 4 | FG | | | | |
| | | | | | | 24 | George Pickens | 4 | Game | | | | |
| 01/06 | at Baltimore | 23 10 15 11 | Jaylen Warren Najee Harris Najee Harris Najee Harris | 1 2 3 3 | TD Fumble Punt Punt | 71t | Diontae Johnson | 4 | TD | 34 | Calvin Austin III (PR) | 4 | Punt |
| | | | | | | | | | | | | | |

* - result within the same drive

| | | RUSHES | | | | RECEPTIONS | | | | RETURNS | | | |
|-------|-----------------|--------|-----------------------|-----|------------|---------------|-----------------------|-----------------|---------|---------|------------------------|-----|--------|
| DATE | OPPONENT | GAIN | PLAYER | QTR | RESULT | GAIN | PLAYER | QTR | RESULT | GAIN | PLAYER | QTR | RESULT |
| 09/10 | San Francisco | 17 | Christian McCaffrey | 1 | TD | 23 | Brandon Aiyuk | 1 | FG | | | | |
| | | 11 | Christian McCaffrey | 1 | TD | 22 | Deebo Samuel | 2 | TD | | | | |
| | | 65t | Christian McCaffrey | 3 | TD | 22 | Brandon Aiyuk | 4 | Punt | | | | |
| | | 11 | Christian McCaffrey | 3 | Punt | | | | | | | | |
| | | 17 | Brock Purdy | 4 | FG | | | | | | | | |
| 09/18 | Cleveland | 20 | Nick Chubb | 1 | Fumble | 29 | David Njoku | 2 | FG | | | | |
| | | 69 | Jerome Ford | 3 | TD | 23 | Amari Cooper | 4 | Fumble | | | | |
| | | 12 | Deshawn Watson | 3 | Punt | | | | | | | | |
| 09/24 | at Las Vegas | 10 | Josh Jacobs | 4 | TD | 32t | Davante Adams | 1 | TD | | | | |
| | | | | | | 26 | Davante Adams | 4 | TD | | | | |
| 10/01 | at Houston | 13 | Dameon Pierce | 1' | TD | 27 | Dameon Pierce | 1 | TD | 35 | Devin Singletary (KR) | 1 | TD |
| | | 11 | C.J. Stroud | 1' | TD | 29 | Dalton Schultz | 2 | FG | 33 | Steven Nelson (INT) | 1 | INT |
| | | 12 | Dameon Pierce | 2 | FG | 22 | John Metchie III | 2 | Punt | | | | |
| | | 10 | Dameon Pierce | 4 | TD | 42 | Nico Collins | 2 | FG | | | | |
| | | | | | | | 24 | Nico Collins | 3 | TD | | | |
| | | | | | 52t | Nico Collins | 4 | TD | | | | | |
| 10/08 | Baltimore | 26 | Lamar Jackson | 1 | Punt | 29 | Zay Flowers | 2 | Downs | | | | |
| | | 11 | Gus Edwards | 1' | TD | 20 | Zay Flowers | 3 | Punt | | | | |
| | | 14t | Justice Hill | 1 | TD | 30 | Nelson Agholor | 3 | Punt | | | | |
| 10/22 | at L.A. Rams | 16 | Darrell Henderson Jr. | 1 | Punt | 30 | Puka Nacua | 1 | Miss FG | | | | |
| | | 11 | Royce Freeman | 1 | Miss FG | 24 | Cooper Kupp | 2 | Punt | | | | |
| | | 15 | Royce Freeman | 3 | Miss FG | 22 | Puka Nacua | 2 | FG | | | | |
| | | | | | | | 36 | Puka Nacua | 2' | TD | | | |
| | | | | | | 31t | Tutu Atwell | 2' | TD | | | | |
| | | | | | | 32 | Puka Nacua | 3' | TD | | | | |
| | | | | 20 | Puka Nacua | 3 | TD | | | | | | |
| 10/29 | Jacksonville | 10 | Trevor Lawrence | 1 | FG | 26 | Calvin Ridley | 1 | FG | | | | |
| | | 12 | Travis Etienne Jr. | 2 | INT | 29 | Christian Kirk | 1 | Fumble | | | | |
| | | 10 | Travis Etienne Jr. | 2 | FG | 27 | Calvin Ridley | 2 | INT | | | | |
| | | 13 | Travis Etienne Jr. | 4 | Punt | 56t | Travis Etienne Jr. | 3 | TD | | | | |
| | | | | | | | 34 | Evan Engram | 4 | FG | | | |
| 11/02 | Tennessee | 15 | Derrick Henry | 2 | TD | 29 | DeAndre Hopkins | 1 | Punt | | | | |
| | | 11 | Derrick Henry | 3 | FG | 2 | Nick Westbrook-Ikhine | 2 | TD | | | | |
| | | | | | | | 24 | Kyle Philips | 2' | FG | | | |
| | | | | | | 21 | Kyle Philips | 2' | FG | | | | |
| | | | | | | 23 | Derrick Henry | 3 | FG | | | | |
| | | | | | | 21 | Treyton Burks | 4 | Punt | | | | |
| | | | | | | 29 | Chris Moore | 4 | INT | | | | |
| 11/12 | Green Bay | 40 | AJ Dillon | 2 | TD | 23 | Dontayvion Wicks | 1 | TD | 36 | Keisean Nixon (KR) | 1 | TD |
| | | | | | | 35t | Jayden Reed | 2 | TD | 49 | Keisean Nixon (KR) | 3 | FG |
| | | | | | | 20 | Romeo Doubs | 3' | FG | | | | |
| | | | | | | 36 | Luke Musgrave | 3' | FG | | | | |
| | | | | | | 28 | Luke Musgrave | 4' | INT | | | | |
| | | | | | | 32 | Dontayvion Wicks | 4' | INT | | | | |
| | | | | | | 46 | Jayden Reed | 4 | INT | | | | |
| | | | | | | | | | | | | | |
| 11/19 | at Cleveland | 13 | Jerome Ford | 1 | TD | | | | | | | | |
| | | 16 | Kareem Hunt | 4 | Punt | | | | | | | | |
| 11/26 | at Cincinnati | | | | | 31 | Ja'Marr Chase | 2 | TD | 46 | Trayveon Williams (KR) | 2 | TD |
| | | | | | | 25 | Trenton Irwin | 2 | Punt | | | | |
| | | | | | | 25 | Ja'Marr Chase | 3 | INT | | | | |
| | | | | | | 39 | Joe Mixon | 4 | FG | | | | |
| 12/03 | Arizona | 19 | Michael Carter | 2 | TD | 21 | Elijah Higgins | 2 | TD | | | | |
| | | 29 | James Conner | 4' | Game | | | | | | | | |
| | | 10 | James Conner | 4' | Game | | | | | | | | |
| | | 11 | James Conner | 4 | Game | | | | | | | | |
| 12/07 | New England | 11 | Bailey Zappe | 1 | TD | 37 | JuJu Smith-Schuster | 1 | TD | 32 | Jabrill Peppers (INT) | 2 | INT |
| | | 12 | Ezekiel Elliott | 4 | Punt | 28 | JuJu Smith-Schuster | 2' | TD | | | | |
| | | | | | | | 24t | Hunter Henry | 2 | TD | | | |
| 12/16 | at Indianapolis | 10 | Trey Sermon | 2 | Downs | 21 | Michael Pittman Jr. | 2' | TD | | | | |
| | | 31 | Tyler Goodson | 3 | FG | 42 | Michael Pittman Jr. | 2' | TD | | | | |
| | | 19 | Trey Sermon | 4' | FG | 34 | D.J. Montgomery | 2 | TD | | | | |
| | | 10 | Tyler Goodson | 4 | FG | | | | | | | | |
| 12/23 | Cincinnati | 13 | Joe Mixon | 3 | FG | 23 | Tee Higgins | 1 | INT | | | | |
| | | 11 | Joe Mixon | 4 | Game | 29 | Tyler Boyd | 2 | Downs | | | | |
| | | | | | 80t | Tee Higgins | 3 | TD | | | | | |
| | | | | | 22 | Trenton Irwin | 4 | Punt | | | | | |
| 12/31 | at Seattle | 11 | Kenneth Walker III | 2' | TD | 33 | DK Metcalf | 2 | TD | 32 | DeeJay Dallas (KR) | 3 | Punt |
| | | 13t | Kenneth Walker III | 2' | TD | 21 | Noah Fant | 2' | TD | | | | |
| | | 25 | Geno Smith | 3 | FG | 21 | DK Metcalf | 2' | TD | | | | |
| | | | | | | | 20 | Colby Parkinson | 3 | FG | | | |
| | | | | | | 32 | DK Metcalf | 3 | FG | | | | |
| 01/06 | at Baltimore | 29 | Gus Edwards | 2 | TD | 27t | Isaiah Likely | 2 | TD | | | | |
| | | 11 | Tyler Huntley | 4 | FG | | | | | | | | |

* - result within the same drive

| DATE | OPPONENT | RETUR | | STEELERS PLAYER | YD | S. | DOWN | RESULT | RETUR | | OPP. PLAYER | YDS | DOWN | RESULT |
|---------------|-----------------|-------|------|-----------------------|------------|----|--------|------------|-------|-------------------|---------------------|-----------------|--------|--------------|
| | | QTR | N | | | | | | QTR | N | | | | |
| 09/10 | San Francisco | 1 | KO | Anthony McFarland Jr. | 32 | | SF 32 | Touchdown | 1 | Punt | Ray-Ray McCloud III | 15 | SF 32 | Touchdown |
| | | 2 | KO | Anthony McFarland Jr. | 34 | | SF 24 | Punt | 3 | Punt | Ray-Ray McCloud III | 19 | PIT 38 | Fumble |
| | | | | Anthony McFarland Jr. | | | | | | 4 | INT | Talanoa Hufanga | 28 | SF 49 |
| 09/18 | Cleveland | 1 | INT | Alex Highsmith | 30T | | PIT 35 | Field Goal | 1 | FUM | Grant Delpit | 14 | PIT 23 | Touchdown |
| | | 2 | Punt | Calvin Austin III | 14 | | CLE 39 | Field Goal | | | | | | |
| | | 4 | FUM | T.J. Watt | 16T | | PIT 35 | Punt | | | | | | |
| 09/24 | at Las Vegas | | | NONE | | | | | 1 | Punt | DeAndre Carter | 12 | LV 26 | Touchdown |
| | | | | | | | | | 4 | Punt | DeAndre Carter | 13 | LV 20 | Touchdown |
| | | | | | | | | | 4 | Punt | DeAndre Carter | 16 | LV 48 | Field Goal |
| 10/01 | at Houston | | | NONE | | | | | 1 | KO | Devin Singletary | 35 | HOU 35 | Interception |
| | | | | | | | | | 1 | INT | Steven Nelson | 33 | PIT 45 | Field Goal |
| | | | | | | | | | 2 | Punt | Tank Dell | 14 | HOU 22 | Field Goal |
| 10/08 | Baltimore | 4 | FUM | T.J. Watt | 18 | | BAL 18 | Field Goal | 4 | FUM | Kevon Seymour | 20 | PIT 7 | Interception |
| 10/22 | at L.A. Rams | 3 | INT | T.J. Watt | 24 | | LAR 7 | Touchdown | | | NONE | | | |
| 10/29 | Jacksonville | 3 | KO | Godwin Igwebuike | 36 | | PIT 35 | Fumble | 1 | Punt | Jamal Agnew | 12 | JAX 32 | Field Goal |
| | | | | | | | | | 2 | Punt | Jamal Agnew | 13 | JAX 37 | Interception |
| | | | | | | | | | 0 | INT | Antonio Johnson | 23 | | |
| 11/02 | Tennessee | 2 | Punt | Calvin Austin III | 12 | | PIT 17 | Punt | | | NONE | | | |
| 11/12 | Green Bay | 2 | Punt | Calvin Austin III | 14 | | PIT 46 | Field Goal | 1 | KO | Keisean Nixon | 36 | GB 35 | Touchdown |
| | | 3 | KO | Anthony McFarland Jr. | 37 | | PIT 35 | Punt | 2 | Punt | Keisean Nixon | 12 | GB 46 | Punt |
| | | 4 | INT | Keanu Neal | 32 | | PIT 24 | Punt | 3 | KO | Keisean Nixon | 49 | GB 35 | Punt |
| | | 0 | INT | Damontae Kazee | 30 | | | | | | | | | |
| 11/19 | at Cleveland | 2 | Punt | Calvin Austin III | 15 | | PIT 33 | Punt | 4 | Punt | James Proche | 21 | PIT 48 | Interception |
| | | 4 | Punt | Calvin Austin III | 15 | | PIT 28 | Field Goal | 3 | Punt | James Proche | 12 | CLE 35 | Field Goal |
| | | 4 | Punt | Calvin Austin III | 21 | | PIT 30 | Punt | | | | | | |
| 11/26 | at Cincinnati | | | NONE | | | | 1 | FUM | DJ Turner II | 28 | CIN 39 | Punt | |
| | | | | | | | | 2 | KO | Trayveon Williams | 46 | CIN 35 | Punt | |
| 12/03 | Arizona | 1 | Punt | Calvin Austin III | 11 | | PIT 37 | Punt | 1 | Punt | Greg Dortch | 10 | ARI 35 | Field Goal |
| 12/07 | New England | 3 | INT | Mykal Walker | 30 | | NE 16 | Downs | 2 | INT | Jabrill Peppers | 32 | PIT 11 | Touchdown |
| 12/16 | at Indianapolis | 1 | KO | Godwin Igwebuike | 34 | | IND 31 | Missed FG | 1 | Punt | Josh Downs | 11 | IND 31 | Missed FG |
| | | 2 | KO | Godwin Igwebuike | 31 | | IND 29 | Downs | 2 | Punt | Josh Downs | 14 | IND 26 | Touchdown |
| | | | | | | | | | 3 | Punt | Josh Downs | 13 | IND 49 | Field Goal |
| | | | | | | | | | 4 | INT | Julian Blackmon | 25 | PIT 45 | Missed FG |
| 12/23 | Cincinnati | 2 | INT | Eric Rowe | 25 | | CIN 14 | Touchdown | | | NONE | | | |
| 12/31 | at Seattle | 1 | KO | Godwin Igwebuike | 31 | | 50 | Punt | 3 | KO | DeeJay Dallas | 32 | PIT 21 | Punt |
| 01/06 | at Baltimore | 1 | Punt | Calvin Austin III | 14 | | PIT 24 | Touchdown | | | NONE | | | |
| | | 1 | Punt | Calvin Austin III | 16 | | PIT 37 | Punt | | | | | | |
| | | 3 | Punt | Calvin Austin III | 21 | | PIT 36 | Punt | | | | | | |
| | | 4 | Punt | Calvin Austin III | 34 | | PIT 43 | Punt | | | | | | |
| TOTALS | | | | | | | | | | | | | | |
| | | | | | | | | | | | | | | |

26 - 627 (24.1), 2 TDS

28 - 608 (21.7), 0 TDS

| WEEK 1: STEELERS 7, 49ERS 30 | | | | | | | | | | | SEPTEMBER 10, 2023 | | | | | | | | | | | | | | |
|------------------------------|-------|-------|------|----------|--------|-------|-----|-----|-----|-----------|--------------------|--------------|------|-------|-------|----------|--------------|--------|-----|-----|-----|-----------|----------|--------|------------|
| STEELERS | | | | | | | | | | | 49ERS | | | | | | | | | | | | | | |
| # | RECD | LOST | POSS | OBTAINED | BEGAN | PLAYS | YDS | PEN | NET | 1ST ENDED | GIVEN UP | # | RECD | LOST | POSS | OBTAINED | BEGAN | PLAYS | YDS | PEN | NET | 1ST ENDED | GIVEN UP | | |
| 1 | 15:00 | 13:15 | 1:45 | Kickoff | PIT 25 | 3 | -5 | 0 | -5 | 0 | PIT 20 | Punt | 1 | 13:15 | 09:29 | 3:46 | Punt | SF 46 | 7 | 54 | 0 | 54 | 3 | PIT 8 | Touchdown |
| 2 | 09:29 | 08:00 | 1:29 | Kickoff | PIT 27 | 3 | 5 | 0 | 5 | 0 | PIT 32 | Interception | 2 | 08:00 | 04:38 | 3:22 | Interception | PIT 48 | 6 | 30 | -5 | 25 | 1 | PIT 23 | Field Goal |
| 3 | 04:38 | 03:05 | 1:33 | Kickoff | PIT 32 | 3 | 2 | -5 | -3 | 0 | PIT 29 | Punt | 3 | 03:05 | 03:20 | 3:55 | Punt | SF 32 | 9 | 72 | 0 | 72 | 5 | PIT 19 | Touchdown |
| 4 | 13:30 | 12:17 | 1:13 | Kickoff | PIT 25 | 3 | -5 | -10 | -10 | 0 | PIT 15 | Punt | 4 | 12:17 | 08:25 | 3:55 | Punt | | 7 | 27 | 10 | 37 | 2 | PIT 13 | Field Goal |
| 5 | 08:22 | 06:53 | 1:29 | Kickoff | PIT 36 | 3 | 4 | 0 | 4 | 0 | PIT 40 | Punt | 5 | 06:53 | 01:33 | 5:18 | Punt | SF 24 | 11 | 39 | -5 | 34 | 3 | PIT 42 | Field Goal |
| 6 | 01:35 | 00:10 | 1:25 | Punt | PIT 5 | 12 | 76 | 19 | 95 | 6 | SF 3 | Touchdown | 6 | 00:10 | 00:00 | 1:10 | Kickoff | SF 25 | 1 | -1 | 0 | -1 | 0 | SF 25 | End Half |
| 7 | 14:02 | 12:00 | 2:02 | Kickoff | PIT 25 | 4 | 30 | 0 | 30 | 1 | SF 45 | Punt | 7 | 15:00 | 14:02 | 0:58 | Kickoff | SF 25 | 2 | -75 | 0 | 75 | 2 | SF 35 | Touchdown |
| 8 | 06:54 | 05:42 | 1:12 | Punt | PIT 6 | 3 | 6 | 0 | 6 | 0 | PIT 12 | Punt | 8 | 12:00 | 06:54 | 5:06 | Punt | SF 17 | 7 | 28 | -5 | 23 | 2 | SF 40 | Touchdown |
| 9 | 05:35 | 02:02 | 3:33 | Fumble | SF 39 | 8 | 20 | 11 | 31 | 2 | SF 8 | Downs | 9 | 05:42 | 05:35 | 0:07 | Punt | PIT 38 | 1 | -28 | 0 | -28 | 0 | PIT 38 | Fumble |
| 10 | 12:44 | 10:08 | 2:36 | Punt | PIT 4 | 7 | 48 | 0 | 48 | 3 | SF 48 | Interception | 10 | 02:02 | 12:44 | 0:18 | Downs | SF 8 | 7 | 47 | 0 | 47 | 2 | PIT 45 | Touchdown |
| 11 | 05:30 | 01:10 | 4:20 | Kickoff | PIT 25 | 12 | 58 | -15 | 43 | 3 | SF 25 | Downs | 11 | 10:08 | 05:30 | 4:38 | Interception | SF 49 | 9 | 29 | 0 | 29 | 2 | PIT 22 | Field Goal |
| | | | | | | | | | | | | | 12 | 01:10 | 00:00 | 1:10 | Downs | SF 32 | 2 | -2 | 0 | -2 | 0 | SF 31 | End Game |

| WEEK 2: STEELERS 26, BROWNS 22 | | | | | | | | | | | SEPTEMBER 18, 2023 | | | | | | | | | | | | | | |
|--------------------------------|-------|-------|------|-----------|--------|-------|-----|-----|-----|-----------|--------------------|--------------|------|-------|-------|----------|--------------|--------|-----|-----|-----|-----------|----------|--------|--------------|
| STEELERS | | | | | | | | | | | BROWNS | | | | | | | | | | | | | | |
| # | RECD | LOST | POSS | OBTAINED | BEGAN | PLAYS | YDS | PEN | NET | 1ST ENDED | GIVEN UP | # | RECD | LOST | POSS | OBTAINED | BEGAN | PLAYS | YDS | PEN | NET | 1ST ENDED | GIVEN UP | | |
| 1 | 08:46 | 08:07 | 0:39 | Kickoff | PIT 9 | 3 | 7 | 0 | 7 | 0 | PIT 16 | Interception | 1 | 15:00 | 14:51 | 0:09 | Kickoff | CLE 25 | 11 | 0 | 0 | 0 | 0 | CLE 25 | Interception |
| 2 | 06:38 | 04:14 | 2:24 | Missed FG | PIT 33 | 3 | 12 | 0 | 12 | 0 | PIT 40 | Punt | 2 | 14:51 | 08:46 | 6:05 | Kickoff | CLE 25 | 11 | 60 | 0 | 60 | 3 | CLE 25 | Field Goal |
| 3 | 00:22 | 00:08 | 0:14 | Fumble | PIT 42 | 1 | 0 | -5 | -5 | 0 | PIT 37 | Fumble | 3 | 08:07 | 06:38 | 1:29 | Interception | PIT 19 | 4 | -6 | 0 | -6 | 0 | PIT 25 | Missed FG |
| 4 | 14:02 | 11:15 | 2:47 | Kickoff | PIT 25 | 6 | 35 | 0 | 35 | 1 | CLE 40 | Punt | 4 | 04:14 | 00:22 | 3:52 | Interception | CLE 5 | 8 | 53 | 0 | 53 | 2 | PIT 43 | Fumble |
| 5 | 10:31 | 09:11 | 1:20 | Punt | CLE 39 | 4 | 5 | 0 | 5 | 0 | CLE 34 | Field Goal | 5 | 00:08 | 14:02 | 1:06 | Fumble | PIT 23 | 4 | 23 | 0 | 23 | 2 | PIT 3 | Touchdown |
| 6 | 07:41 | 06:05 | 1:36 | Punt | PIT 18 | 4 | 82 | 0 | 82 | 2 | PIT 29 | Touchdown | 6 | 11:15 | 10:31 | 0:44 | Punt | CLE 9 | 3 | -2 | 0 | -2 | 0 | CLE 7 | Punt |
| 7 | 05:08 | 02:46 | 2:22 | Punt | PIT 47 | 6 | 12 | 0 | 12 | 1 | CLE 41 | Punt | 7 | 09:11 | 07:41 | 1:30 | Kickoff | CLE 25 | 3 | 0 | 0 | 0 | 0 | CLE 28 | Punt |
| 8 | 00:22 | 00:00 | 0:22 | Kickoff | PIT 25 | 1 | -1 | 0 | -1 | 0 | PIT 25 | End Half | 8 | 06:05 | 05:08 | 0:57 | Kickoff | CLE 25 | 3 | -1 | 0 | -1 | 0 | CLE 24 | Punt |
| 9 | 15:00 | 11:47 | 3:13 | Kickoff | PIT 25 | 9 | 44 | 0 | 44 | 2 | CLE 31 | Field Goal | 9 | 02:46 | 00:22 | 2:24 | Punt | CLE 25 | 7 | 33 | 5 | 38 | 2 | PIT 37 | Field Goal |
| 10 | 10:01 | 07:30 | 2:31 | Kickoff | PIT 25 | 5 | 27 | 0 | 27 | 1 | CLE 48 | Punt | 10 | 11:47 | 10:01 | 1:46 | Kickoff | CLE 25 | 4 | 75 | 0 | 75 | 2 | PIT 1 | Touchdown |
| 11 | 05:09 | 01:11 | 2:48 | Punt | PIT 20 | 5 | 39 | 0 | 39 | 2 | CLE 41 | Punt | 11 | 07:30 | 03:59 | 3:31 | Kickoff | CLE 20 | 8 | -43 | -15 | 28 | 2 | CLE 48 | Punt |
| 12 | 10:35 | 09:01 | 1:34 | Fumble | PIT 44 | 3 | -11 | 0 | -11 | 0 | PIT 33 | Punt | 12 | 01:11 | 10:35 | 0:36 | Punt | CLE 1 | 11 | 78 | -25 | 53 | 3 | CLE 41 | Fumble |
| 13 | 04:37 | 02:51 | 1:42 | Punt | PIT 25 | 3 | 6 | 0 | 6 | 0 | PIT 31 | Punt | 13 | 09:01 | 06:58 | 2:03 | Kickoff | CLE 6 | 5 | 10 | 0 | 10 | 0 | CLE 24 | Fumble |
| 14 | 01:00 | 00:00 | 1:00 | Downs | PIT 25 | 2 | -2 | 0 | -2 | 0 | PIT 49 | End Game | 14 | 06:58 | 04:37 | 2:21 | Kickoff | CLE 25 | 5 | 8 | 0 | 8 | 0 | CLE 33 | Punt |
| | | | | | | | | | | | | | 15 | 02:55 | 01:00 | 1:55 | Punt | CLE 25 | 7 | 31 | -5 | 26 | 2 | PIT 49 | Downs |

| WEEK 3: STEELERS 23, RAIDERS 18 | | | | | | | | | | | SEPTEMBER 24, 2023 | | | | | | | | | | | | | | |
|---------------------------------|-------|-------|------|--------------|--------|-------|-----|-----|-----|-----------|--------------------|------------|------|-------|-------|----------|---------|-------|-----|-----|-----|-----------|----------|--------|--------------|
| STEELERS | | | | | | | | | | | RAIDERS | | | | | | | | | | | | | | |
| # | RECD | LOST | POSS | OBTAINED | BEGAN | PLAYS | YDS | PEN | NET | 1ST ENDED | GIVEN UP | # | RECD | LOST | POSS | OBTAINED | BEGAN | PLAYS | YDS | PEN | NET | 1ST ENDED | GIVEN UP | | |
| 1 | 15:00 | 12:56 | 2:04 | Kickoff | PIT 25 | 3 | 9 | 0 | 9 | 0 | PIT 34 | Punt | 1 | 12:56 | 11:27 | 1:29 | Punt | LV 12 | 3 | 7 | 0 | 7 | 0 | LV 19 | Punt |
| 2 | 11:27 | 10:27 | 1:00 | Punt | PIT 23 | 3 | 4 | 0 | 4 | 0 | PIT 27 | Punt | 2 | 10:27 | 07:04 | 3:23 | Punt | LV 26 | 7 | 79 | -5 | 74 | 3 | PIT 32 | Touchdown |
| 3 | 07:04 | 06:12 | 0:52 | Kickoff | PIT 25 | 3 | 75 | 0 | 75 | 1 | PIT 28 | Touchdown | 3 | 06:12 | 04:29 | 1:43 | Kickoff | LV 25 | 3 | 5 | 0 | 5 | 0 | PIT 30 | Touchdown |
| 4 | 04:29 | 00:49 | 3:40 | Punt | PIT 25 | 6 | 14 | 0 | 14 | 1 | PIT 39 | Punt | 4 | 00:49 | 04:29 | 3:24 | Punt | LV 14 | 8 | 43 | 0 | 43 | 2 | PIT 43 | Interception |
| 5 | 12:24 | 08:33 | 3:51 | Interception | PIT 31 | 8 | 19 | 15 | 44 | 3 | LV 25 | Field Goal | 5 | 08:33 | 07:04 | 1:29 | Kickoff | LV 25 | 3 | 12 | -5 | 7 | 0 | LV 32 | Punt |
| 6 | 07:04 | 01:56 | 5:08 | Punt | PIT 23 | 11 | 43 | 11 | 54 | 4 | LV 23 | Field Goal | 6 | 01:56 | 00:38 | 1:18 | Kickoff | LV 25 | 5 | 15 | 0 | 15 | 1 | LV 40 | Punt |
| 7 | 00:38 | 00:00 | 0:38 | Punt | PIT 20 | 1 | 6 | 0 | 6 | 0 | PIT 20 | End Half | 7 | 15:00 | 13:57 | 1:03 | Kickoff | LV 25 | 3 | 7 | 0 | 7 | 0 | LV 32 | Punt |
| 8 | 13:57 | 09:28 | 4:29 | Punt | PIT 9 | 9 | 52 | 0 | 52 | 2 | LV 39 | Field Goal | 8 | 09:28 | 07:15 | 2:13 | Kickoff | LV 25 | 5 | 27 | 0 | 27 | 1 | PIT 48 | Touchdown |
| 9 | 07:15 | 03:56 | 3:19 | Interception | PIT 19 | 6 | 81 | 0 | 81 | 5 | LV 13 | Touchdown | 9 | 03:56 | 13:13 | 5:43 | Kickoff | LV 25 | 10 | 68 | -15 | 53 | 3 | PIT 22 | Downs |
| 10 | 13:13 | 11:32 | 1:41 | Downs | PIT 22 | 3 | 8 | 0 | 8 | 0 | PIT 30 | Punt | 10 | 11:32 | 05:41 | 5:51 | Punt | LV 20 | 11 | 66 | 14 | 80 | 7 | PIT 1 | Touchdown |
| 11 | 05:41 | 04:35 | 1:06 | Kickoff | PIT 25 | 3 | 2 | 0 | 2 | 0 | PIT 27 | Punt | 11 | 04:35 | 02:22 | 2:13 | Punt | LV 48 | 9 | 33 | 11 | 44 | 2 | PIT 8 | Field Goal |
| 12 | 02:22 | 00:12 | 2:10 | Kickoff | PIT 25 | 6 | -11 | 0 | -11 | 1 | PIT 36 | Punt | 12 | 00:12 | 00:05 | 0:07 | Punt | LV 15 | 1 | 0 | 0 | 0 | 0 | LV 15 | Touchdown |
| 13 | 00:05 | 00:00 | 0:05 | Interception | LV 31 | 1 | -1 | 0 | -1 | 0 | PIT 31 | End Game | | | | | | | | | | | | | |

| WEEK 4: STEELERS 6, TEXANS 30 | | | | | | | | | | | OCTOBER 1, 2023 | | | | | | | | | | | | | | |
|-------------------------------|-------|-------|------|----------|--------|-------|-----|-----|-----|-----------|-----------------|--------------|------|-------|-------|----------|--------------|--------|-----|-----|-----|-----------|----------|--------|------------|
| STEELERS | | | | | | | | | | | TEXANS | | | | | | | | | | | | | | |
| # | RECD | LOST | POSS | OBTAINED | BEGAN | PLAYS | YDS | PEN | NET | 1ST ENDED | GIVEN UP | # | RECD | LOST | POSS | OBTAINED | BEGAN | PLAYS | YDS | PEN | NET | 1ST ENDED | GIVEN UP | | |
| 1 | 08:55 | 04:46 | 4:09 | Kickoff | PIT 19 | 8 | 13 | 0 | 13 | 2 | PIT 32 | Interception | 1 | 15:00 | 08:55 | 6:05 | Kickoff | HOU 31 | 12 | 70 | -9 | 69 | 6 | PIT 2 | Touchdown |
| 2 | 11:20 | 10:52 | 1:28 | Kickoff | PIT 25 | 3 | 2 | 0 | 2 | 0 | PIT 27 | Punt | 2 | 04:46 | 01:20 | 3:26 | Interception | PIT 45 | 9 | 27 | 0 | 27 | 2 | PIT 18 | Field Goal |
| 3 | 01:20 | 10:37 | 1:32 | Kickoff | PIT 21 | 3 | 2 | 0 | 2 | 0 | PIT 23 | Punt | 3 | 14:52 | 12:09 | 2:43 | Punt | HOU 32 | 7 | 48 | 0 | 48 | 2 | PIT 20 | Field Goal |
| 4 | 07:05 | 04:26 | 2:39 | Downs | PIT 28 | 5 | 21 | 0 | 21 | 1 | PIT 49 | Punt | 4 | 10:37 | 07:05 | 3:32 | Punt | HOU 33 | 6 | 39 | 0 | 39 | 2 | PIT 28 | Downs |
| 5 | 01:57 | 00:41 | 1:16 | Punt | PIT 15 | 5 | 15 | 0 | 15 | 1 | PIT 40 | Punt | 5 | 04:26 | 01:57 | 2:29 | Punt | HOU 20 | 3 | 30 | -5 | 25 | 1 | HOU 45 | Punt |
| 6 | 15:00 | 09:31 | 5:29 | Kickoff | PIT 25 | 10 | 58 | 0 | 58 | 3 | HOU 17 | Field Goal | 6 | 00:41 | 00:00 | 0:41 | Punt | HOU 22 | 5 | 57 | 0 | 57 | 2 | PIT 21 | Field Goal |
| 7 | 08:40 | 05:47 | 2:53 | Punt | HOU 46 | 7 | 41 | 0 | 41 | 1 | HOU 5 | Field Goal | 7 | 09:31 | 08:40 | 0:51 | Kickoff | HOU 25 | 4 | -14 | -10 | 0 | 0 | HOU 15 | Punt |
| 8 | 04:43 | 01:10 | 3:33 | Punt | PIT 24 | 7 | 34 | 0 | 34 | 2 | HOU 33 | Downs | 8 | 05:47 | 04:43 | 1:04 | Kickoff | HOU 25 | 17 | 0 | 0 | 0 | 0 | HOU 42 | Punt |
| 9 | 15:00 | 10:03 | 4:47 | Kickoff | PIT 28 | 3 | 8 | 0 | 8 | 0 | PIT 36 | Punt | 9 | 01:10 | 10:03 | 5:20 | Downs | HOU 42 | 10 | 68 | -10 | 58 | 4 | PIT 6 | Touchdown |
| 10 | 03:39 | 00:00 | 3:39 | Kickoff | PIT 25 | 7 | 31 | 0 | 31 | 2 | HOU 48 | End Game | 10 | 10:03 | 03:39 | 6:24 | Punt | HOU 14 | 11 | 91 | -5 | 86 | 4 | HOU 48 | Touchdown |

| WEEK 5: STEELERS 17, RAVENS 10 | | | | | | | | | | | OCTOBER 8, 2023 | | | | | | | | | | | | | | |
|--------------------------------|-------|-------|------|----------|--------|-------|-----|-----|-----|-----------|-----------------|------|------|-------|-------|----------|---------|--------|-----|-----|-----|-----------|----------|--------|------------|
| STEELERS | | | | | | | | | | | RAVENS | | | | | | | | | | | | | | |
| # | RECD | LOST | POSS | OBTAINED | BEGAN | PLAYS | YDS | PEN | NET | 1ST ENDED | GIVEN UP | # | RECD | LOST | POSS | OBTAINED | BEGAN | PLAYS | YDS | PEN | NET | 1ST ENDED | GIVEN UP | | |
| 1 | 12:36 | 09:12 | 3:24 | Punt | PIT 4 | 6 | 16 | 0 | 16 | 1 | PIT 20 | Punt | 1 | 15:00 | 12:36 | 2:24 | Kickoff | BAL 25 | 6 | 34 | 0 | 34 | 1 | PIT 41 | Punt |
| 2 | 06:15 | 04:45 | 1:30 | Kickoff | PIT 25 | 3 | 4 | 0 | 4 | 0 | PIT 29 | Punt | 2 | 09:12 | 06:15 | 2:57 | Punt | BAL 41 | 7 | 59 | 0 | 59 | 4 | PIT 14 | Touchdown |
| 3 | 12:23 | 08:09 | 4:14 | Kickoff | PIT 10 | 10 | 43 | 0 | 43 | 3 | BAL 47 | Punt | 3 | 04:45 | 12:23 | 7:22 | Punt | BAL 32 | 15 | 64 | 0 | 64 | 5 | PIT 4 | Field Goal |
| 4 | 05:31 | 03:16 | | | | | | | | | | | | | | | | | | | | | | | |

| WEEK 7: STEELERS 24, RAMS 17 | | | | | | | | | | | | | | OCTOBER 22, 2023 | | | | | | | | | | | | | |
|------------------------------|-------|-------|------|--------------|--------|-------|------|-----|-----|-----|--------|------------|----|------------------|-------|------|----------|--------|-------|-----|------|-----|-----|--------|--------------|--|--|
| STEELERS | | | | | | | RAMS | | | | | | | STEELERS | | | | | | | RAMS | | | | | | |
| # | RECD | LOST | POSS | OBTAINED | BEGAN | PLAYS | YDS | PEN | NET | 1ST | ENDED | GIVEN UP | # | RECD | LOST | POSS | OBTAINED | BEGAN | PLAYS | YDS | PEN | NET | 1ST | ENDED | GIVEN UP | | |
| 1 | 15:00 | 13:38 | 1:22 | Kickoff | PIT 25 | 3 | 3 | 0 | 3 | 0 | PIT 28 | Punt | 1 | 13:38 | 10:43 | 2:55 | Punt | LAR 37 | 5 | 16 | -10 | 6 | 1 | LAR 43 | Punt | | |
| 2 | 10:43 | 07:28 | 3:15 | Punt | PIT 21 | 6 | 32 | 0 | 32 | 2 | LAR 47 | Punt | 2 | 07:28 | 03:35 | 3:53 | Punt | LAR 6 | 9 | 60 | 0 | 60 | 3 | PIT 34 | Missed FG | | |
| 3 | 03:35 | 14:51 | 3:44 | Missed FG | PIT 43 | 8 | 37 | -15 | 22 | 2 | LAR 35 | Field Goal | 3 | 14:51 | 11:10 | 3:41 | Kickoff | LAR 25 | 6 | 29 | -20 | 9 | 1 | LAR 34 | Punt | | |
| 4 | 11:10 | 10:07 | 1:03 | Punt | PIT 19 | 3 | 1 | 0 | 1 | 0 | PIT 20 | Punt | 4 | 10:07 | 05:56 | 4:11 | Punt | LAR 39 | 8 | 33 | 5 | 38 | 2 | PIT 31 | Field Goal | | |
| 5 | 05:56 | 03:46 | 2:10 | Kickoff | PIT 25 | 5 | 24 | -16 | 8 | 1 | PIT 33 | Punt | 5 | 03:46 | 00:17 | 3:29 | Punt | LAR 12 | 8 | 88 | 0 | 88 | 3 | PIT 23 | Touchdown | | |
| 6 | 00:17 | 00:00 | 0:17 | Kickoff | PIT 14 | 1 | -1 | 0 | -1 | 0 | PIT 14 | End Half | 6 | 15:00 | 14:44 | 0:16 | Kickoff | LAR 26 | 1 | 0 | 0 | 0 | 0 | LAR 26 | Interception | | |
| 7 | 14:44 | 13:19 | 1:25 | Interception | LAR 7 | 3 | 7 | 0 | 7 | 1 | LAR 1 | Touchdown | 7 | 13:19 | 08:57 | 4:22 | Kickoff | LAR 25 | 9 | 70 | 5 | 75 | 4 | PIT 1 | Touchdown | | |
| 8 | 08:57 | 07:16 | 1:41 | Kickoff | PIT 25 | 3 | 10 | -10 | 0 | 0 | PIT 25 | Punt | 8 | 07:16 | 1:22 | 5:54 | Punt | LAR 29 | 11 | 38 | 0 | 38 | 3 | PIT 33 | Missed FG | | |
| 9 | 01:22 | 13:49 | 2:33 | Missed FG | PIT 41 | 5 | 59 | 0 | 59 | 2 | LAR 13 | Touchdown | 9 | 13:49 | 12:36 | 1:13 | Kickoff | LAR 25 | 3 | 7 | 0 | 7 | 0 | LAR 32 | Punt | | |
| 10 | 12:36 | 07:20 | 5:16 | Punt | PIT 20 | 10 | 90 | -10 | 80 | 7 | LAR 3 | Touchdown | 10 | 07:20 | 05:28 | 1:52 | Kickoff | LAR 25 | 5 | 13 | 5 | 18 | 2 | LAR 43 | Punt | | |
| 11 | 05:28 | 00:00 | 5:28 | Punt | PIT 14 | 10 | 43 | 0 | 43 | 2 | LAR 41 | End Game | | | | | | | | | | | | | | | |

| WEEK 8: STEELERS 10, JAGUARS 20 | | | | | | | | | | | | | | OCTOBER 29, 2023 | | | | | | | | | | | | | |
|---------------------------------|-------|-------|------|--------------|--------|-------|---------|-----|-----|-----|--------|--------------|----|------------------|-------|------|--------------|--------|-------|-----|---------|-----|-----|--------|--------------|--|--|
| STEELERS | | | | | | | JAGUARS | | | | | | | STEELERS | | | | | | | JAGUARS | | | | | | |
| # | RECD | LOST | POSS | OBTAINED | BEGAN | PLAYS | YDS | PEN | NET | 1ST | ENDED | GIVEN UP | # | RECD | LOST | POSS | OBTAINED | BEGAN | PLAYS | YDS | PEN | NET | 1ST | ENDED | GIVEN UP | | |
| 1 | 15:00 | 14:03 | 0:57 | Kickoff | PIT 25 | 3 | -5 | 0 | -5 | 0 | PIT 20 | Punt | 1 | 14:03 | 10:47 | 3:16 | Punt | JAX 47 | 6 | 19 | 2 | 21 | 1 | PIT 32 | Field Goal | | |
| 2 | 10:47 | 09:23 | 1:24 | Kickoff | PIT 25 | 3 | 4 | 0 | 4 | 0 | PIT 29 | Punt | 2 | 09:23 | 05:54 | 3:29 | Punt | JAX 32 | 7 | 36 | 10 | 3 | 1 | PIT 32 | Field Goal | | |
| 3 | 05:54 | 04:27 | 1:27 | Kickoff | PIT 25 | 3 | 8 | 0 | 8 | 0 | PIT 33 | Punt | 3 | 04:27 | 00:23 | 4:04 | Punt | JAX 20 | 7 | 38 | 15 | 53 | 3 | PIT 18 | Fumble | | |
| 4 | 00:23 | 13:35 | 1:48 | Fumble | PIT 29 | 3 | 2 | 0 | 2 | 0 | PIT 31 | Punt | 4 | 13:35 | 10:15 | 3:20 | Punt | JAX 37 | 6 | 57 | 0 | 57 | 3 | PIT 6 | Interception | | |
| 5 | 10:15 | 03:59 | 6:16 | Interception | PIT 2 | 12 | 61 | 32 | 93 | 5 | JAX 5 | Field Goal | 5 | 03:59 | 01:54 | 2:55 | Kickoff | JAX 37 | 9 | 38 | 5 | 43 | 3 | PIT 20 | Field Goal | | |
| 6 | 01:04 | 00:00 | 1:04 | Kickoff | PIT 32 | 6 | 30 | -25 | 25 | 2 | JAX 43 | Missed FG | 6 | 15:00 | 10:22 | 3:38 | Kickoff | JAX 25 | 9 | 99 | 0 | 99 | 3 | PIT 35 | Fumble | | |
| 7 | 10:22 | 08:57 | 1:25 | Fumble | PIT 36 | 3 | -9 | 0 | -9 | 0 | PIT 27 | Punt | 7 | 08:57 | 07:33 | 1:24 | Punt | JAX 30 | 5 | 5 | 0 | 5 | 0 | JAX 35 | Punt | | |
| 8 | 07:33 | 05:18 | 2:15 | Punt | PIT 11 | 5 | 16 | 0 | 16 | 1 | PIT 27 | Punt | 8 | 05:18 | 05:05 | 0:13 | Punt | JAX 44 | 2 | 56 | 0 | 56 | 1 | JAX 44 | Touchdown | | |
| 9 | 05:05 | 00:53 | 4:12 | Kickoff | PIT 25 | 8 | 75 | 0 | 75 | 4 | JAX 22 | Touchdown | 9 | 00:53 | 10:14 | 5:39 | Kickoff | JAX 27 | 10 | 38 | -5 | 33 | 3 | PIT 40 | Punt | | |
| 10 | 10:14 | 09:20 | 0:54 | Punt | PIT 20 | 2 | 2 | 5 | 7 | 0 | PIT 27 | Interception | 10 | 09:20 | 04:35 | 4:45 | Interception | JAX 41 | 7 | 55 | -15 | 40 | 2 | PIT 19 | Field Goal | | |
| 11 | 04:35 | 02:25 | 2:10 | Kickoff | PIT 25 | 9 | 15 | 0 | 15 | 2 | PIT 40 | Downs | 11 | 02:25 | 01:52 | 0:33 | Downs | PIT 40 | 3 | -4 | 5 | 1 | 0 | PIT 39 | Punt | | |
| 12 | 01:52 | 00:00 | 1:52 | Punt | PIT 2 | 9 | 62 | -5 | 57 | 3 | JAX 41 | Interception | | | | | | | | | | | | | | | |

| WEEK 9: STEELERS 20, TITANS 16 | | | | | | | | | | | | | | NOVEMBER 2, 2023 | | | | | | | | | | | | | |
|--------------------------------|-------|-------|------|--------------|--------|-------|--------|-----|-----|-----|--------|------------|---|------------------|-------|------|----------|--------|-------|-----|--------|-----|-----|--------|--------------|--|--|
| STEELERS | | | | | | | TITANS | | | | | | | STEELERS | | | | | | | TITANS | | | | | | |
| # | RECD | LOST | POSS | OBTAINED | BEGAN | PLAYS | YDS | PEN | NET | 1ST | ENDED | GIVEN UP | # | RECD | LOST | POSS | OBTAINED | BEGAN | PLAYS | YDS | PEN | NET | 1ST | ENDED | GIVEN UP | | |
| 1 | 15:00 | 10:11 | 4:49 | Kickoff | PIT 22 | 10 | 83 | -5 | 78 | 5 | TEN 10 | Touchdown | 1 | 10:11 | 02:48 | 7:23 | Kickoff | TEN 10 | 14 | 32 | 40 | 72 | 5 | TEN 18 | Field Goal | | |
| 2 | 02:48 | 01:53 | 0:55 | Kickoff | PIT 25 | 3 | 2 | 0 | 2 | 0 | PIT 27 | Punt | 2 | 01:53 | 13:59 | 5:24 | Punt | TEN 18 | 4 | 36 | -18 | 18 | 1 | TEN 36 | Punt | | |
| 3 | 13:59 | 13:01 | 0:58 | Punt | PIT 17 | 2 | 2 | 0 | 2 | 0 | PIT 19 | Punt | 3 | 13:01 | 06:35 | 6:26 | Punt | TEN 27 | 11 | 73 | 0 | 73 | 5 | PIT 2 | Touchdown | | |
| 4 | 06:35 | 01:16 | 5:19 | Kickoff | PIT 24 | 10 | 55 | 10 | 65 | 5 | TEN 11 | Field Goal | 4 | 01:16 | 00:00 | 1:16 | Kickoff | TEN 25 | 8 | 57 | 0 | 57 | 3 | PIT 18 | Field Goal | | |
| 5 | 13:58 | 05:41 | 8:17 | Punt | PIT 13 | 15 | 70 | 5 | 75 | 5 | TEN 12 | Field Goal | 5 | 15:00 | 13:58 | 1:02 | Kickoff | TEN 25 | 3 | 2 | 0 | 2 | 0 | TEN 27 | Punt | | |
| 6 | 00:19 | 12:25 | 2:54 | Kickoff | PIT 25 | 6 | 19 | 0 | 19 | 1 | PIT 44 | Punt | 6 | 05:41 | 00:19 | 5:22 | Kickoff | TEN 25 | 9 | 40 | 5 | 45 | 3 | PIT 30 | Field Goal | | |
| 7 | 09:13 | 04:02 | 5:11 | Punt | PIT 8 | 11 | 94 | -2 | 92 | 6 | TEN 3 | Touchdown | 7 | 12:25 | 09:13 | 3:12 | Punt | TEN 8 | 6 | 33 | 0 | 33 | 2 | TEN 41 | Punt | | |
| 8 | 02:06 | 01:44 | 0:22 | Downs | PIT 47 | 3 | 2 | 0 | 2 | 0 | PIT 49 | Punt | 8 | 04:02 | 02:06 | 1:56 | Kickoff | TEN 48 | 4 | 6 | 0 | 6 | 0 | PIT 46 | Downs | | |
| 9 | 00:06 | 00:00 | 0:06 | Interception | PIT 20 | 1 | -1 | 0 | -1 | 0 | PIT 20 | End Game | 9 | 01:44 | 00:06 | 1:38 | Punt | TEN 15 | 12 | 61 | 5 | 66 | 4 | PIT 19 | Interception | | |

| WEEK 10: STEELERS 23, PACKERS 19 | | | | | | | | | | | | | | NOVEMBER 12, 2023 | | | | | | | | | | | | | |
|----------------------------------|-------|-------|------|--------------|--------|-------|---------|-----|-----|-----|--------|------------|----|-------------------|-------|------|----------|--------|-------|-----|---------|-----|-----|--------|--------------|--|--|
| STEELERS | | | | | | | PACKERS | | | | | | | STEELERS | | | | | | | PACKERS | | | | | | |
| # | RECD | LOST | POSS | OBTAINED | BEGAN | PLAYS | YDS | PEN | NET | 1ST | ENDED | GIVEN UP | # | RECD | LOST | POSS | OBTAINED | BEGAN | PLAYS | YDS | PEN | NET | 1ST | ENDED | GIVEN UP | | |
| 1 | 15:00 | 10:01 | 4:59 | Kickoff | PIT 25 | 9 | 58 | 17 | 75 | 6 | GB 4 | Touchdown | 1 | 10:01 | 04:42 | 5:19 | Kickoff | GB 31 | 10 | 69 | 0 | 69 | 4 | PIT 8 | Touchdown | | |
| 2 | 04:42 | 14:12 | 5:30 | Kickoff | PIT 40 | 11 | 55 | 5 | 60 | 5 | GB 16 | Touchdown | 2 | 14:12 | 13:06 | 1:06 | Kickoff | GB 23 | 3 | 2 | 0 | 2 | 0 | GB 25 | Punt | | |
| 3 | 13:06 | 08:08 | 4:58 | Punt | PIT 46 | 8 | 25 | 5 | 30 | 2 | GB 24 | Field Goal | 3 | 08:08 | 04:14 | 3:54 | Kickoff | GB 13 | 7 | 80 | 7 | 87 | 4 | PIT 35 | Touchdown | | |
| 4 | 04:14 | 03:12 | 1:02 | Kickoff | PIT 15 | 3 | 1 | 0 | 1 | 0 | PIT 16 | Punt | 4 | 03:12 | 02:35 | 0:37 | Punt | GB 4 | 3 | 6 | 0 | 6 | 0 | PIT 48 | Punt | | |
| 5 | 02:35 | 01:20 | 1:15 | Punt | PIT 9 | 5 | 37 | 0 | 37 | 2 | PIT 46 | Punt | 5 | 01:20 | 00:00 | 1:20 | Punt | GB 15 | 2 | 4 | 0 | 4 | 0 | GB 10 | End Half | | |
| 6 | 09:08 | 07:10 | 1:58 | Kickoff | PIT 22 | 3 | 10 | -10 | 0 | 0 | PIT 22 | Punt | 6 | 15:00 | 09:08 | 5:52 | Kickoff | PIT 44 | 11 | 31 | 0 | 31 | 2 | PIT 13 | Field Goal | | |
| 7 | 07:10 | 01:35 | 5:35 | Kickoff | PIT 34 | 5 | 35 | 0 | 35 | 1 | PIT 31 | Field Goal | 7 | 07:10 | 03:04 | 4:06 | Punt | GB 22 | 9 | 68 | 0 | 68 | 2 | PIT 10 | Field Goal | | |
| 8 | 14:06 | 11:45 | 2:21 | Punt | PIT 25 | 5 | 27 | 0 | 27 | 1 | GB 48 | Punt | 8 | 01:05 | 14:06 | 1:59 | Kickoff | GB 34 | 3 | -1 | -5 | -6 | 0 | GB 28 | Punt | | |
| 9 | 09:24 | 05:14 | 4:10 | Punt | PIT 34 | 8 | 49 | 0 | 49 | 3 | GB 17 | Field Goal | 9 | 11:45 | 09:24 | 2:21 | Punt | GB 9 | 6 | 13 | 0 | 13 | 1 | GB 22 | Punt | | |
| 10 | 03:20 | 00:59 | 2:21 | Interception | PIT 24 | 6 | 27 | -10 | 17 | 1 | PIT 41 | Punt | 10 | 05:14 | 03:20 | 1:54 | Kickoff | GB 25 | 6 | 61 | 0 | 61 | 2 | PIT 14 | Interception | | |
| | | | | | | | | | | | | | 11 | 00:59 | 00:00 | 0:59 | Punt | GB 19 | 7 | 65 | 0 | 65 | 2 | PIT 16 | Interception | | |

| WEEK 11: STEELERS 10, BROWNS 13 | | | | | | | | | | | | | | NOVEMBER 19, 2023 | | | | | | | | | | | | | |
|---------------------------------|-------|-------|------|--------------|--------|-------|--------|-----|-----|-----|--------|------------|----|-------------------|-------|------|----------|--------|-------|-----|--------|-----|-----|--------|--------------|--|--|
| STEELERS | | | | | | | BROWNS | | | | | | | STEELERS | | | | | | | BROWNS | | | | | | |
| # | RECD | LOST | POSS | OBTAINED | BEGAN | PLAYS | YDS | PEN | NET | 1ST | ENDED | GIVEN UP | # | RECD | LOST | POSS | OBTAINED | BEGAN | PLAYS | YDS | PEN | NET | 1ST | ENDED | GIVEN UP | | |
| 1 | 10:28 | 08:24 | 2:04 | Punt | PIT 9 | 3 | -2 | 0 | -2 | 0 | PIT 7 | Punt | 1 | 15:00 | 10:28 | 4:32 | Kickoff | CLE 25 | 8 | 31 | 0 | 31 | 2 | PIT 44 | Punt | | |
| 2 | 04:35 | 01:16 | 3:19 | Kickoff | PIT 25 | 5 | 18 | 0 | 18 | 1 | PIT 43 | Punt | 2 | 08:24 | 04:35 | 3:49 | Punt | CLE 17 | 7 | 44 | 6 | 50 | 4 | PIT 19 | Touchdown | | |
| 3 | 14:52 | 11:09 | 3:43 | Punt | PIT 16 | 8 | 42 | -5 | 37 | 2 | CLE 47 | Punt | 3 | 01:16 | 14:52 | 1:24 | Punt | CLE 10 | 3 | 9 | 0 | 9 | 0 | CLE 19 | Punt | | |
| 4 | 08:49 | 05:29 | 3:20 | Punt | PIT 33 | 5 | 7 | 0 | 7 | 1 | PIT 40 | Punt | 4 | 11:09 | 08:49 | 2:20 | Punt | CLE 11 | 3 | 7 | 0 | 7 | 0 | CLE 18 | Punt | | |
| 5 | 00:05 | 00:00 | 0:05 | Kickoff | PIT 25 | 1 | -1 | 0 | -1 | 0 | PIT 25 | End Half | 5 | 05:29 | 00:05 | 5:24 | Punt | CLE 17 | 17 | 72 | 5 | 77 | 7 | PIT 6 | Field Goal | | |
| 6 | 15:00 | 14:10 | 0:50 | Kickoff | PIT 25 | 2 | 75 | 0 | 75 | 1 | PIT 26 | Touchdown | 6 | 14:10 | 09:42 | 4:28 | Kickoff | CLE 25 | 9 | 25 | 0 | 25 | 2 | PIT 10 | Punt | | |
| 7 | 09:42 | 07:10 | 1:50 | Punt | PIT 13 | 3 | 7 | 0 | 7 | 0 | PIT 20 | Punt | 7 | 07:52 | 06:54 | 0:58 | Punt | CLE 36 | 3 | 5 | 0 | 5 | 0 | CLE 41 | Punt | | |
| 8 | 06:54 | 04:06 | 2:48 | Punt | PIT 20 | 7 | 17 | -10 | 7 | 1 | PIT 27 | Punt | 8 | 04:06 | 01:30 | 2:36 | Punt | PIT 48 | 6 | -3 | -15 | -12 | 1 | PIT 36 | Interception | | |
| 9 | 01:30 | 00:50 | 0:40 | Interception | PIT 23 | 3 | 2 | 0 | 2 | 0 | PIT 25 | Punt | 9 | 00:50 | 14:50 | 1:00 | Punt | PIT 45 | 3 | -4 | 0 | -4 | 0 | PIT 49 | Punt | | |
| 10 | 14:50 | 07:40 | 7:10 | Punt | PIT 28 | 13 | 62 | 0 | 62 | 4 | CLE 10 | Field Goal | 10 | 07:40 | 05:47 | 1:53 | Kickoff | | | | | | | | | | |

| WEEK 12: STEELERS 16, BENGALS 10 | | | | | | | | | | | | | | NOVEMBER 26, 2023 | | | | | | | | | | | | | |
|----------------------------------|-------|-------|------|--------------|--------|-------|-----|-----|-----|-----|--------|------------|----|-------------------|-------|------|---------|----------|-------|-------|-----|-----|-----|--------|--------------|----------|--|
| STEELERS | | | | | | | | | | | | | | BENGALS | | | | | | | | | | | | | |
| # | RECD | LOST | POSS | OBTAINED | BEGAN | PLAYS | YDS | PEN | NET | 1ST | ENDED | GIVEN UP | | # | RECD | LOST | POSS | OBTAINED | BEGAN | PLAYS | YDS | PEN | NET | 1ST | ENDED | GIVEN UP | |
| 1 | 15:00 | 12:09 | 2:51 | Kickoff | PIT 25 | 4 | 32 | 0 | 32 | 1 | CIN 43 | Punt | 1 | 12:09 | 10:31 | 1:38 | Punt | CIN 20 | 3 | -3 | 0 | -3 | 0 | CIN 17 | Punt | | |
| 2 | 10:21 | 04:34 | 5:47 | Punt | PIT 29 | 10 | 51 | 6 | 57 | 3 | CIN 15 | Fumble | 2 | 04:34 | 01:23 | 3:11 | Fumble | CIN 39 | 4 | -2 | -10 | 12 | 0 | PIT 49 | Punt | | |
| 3 | 01:33 | 12:39 | 3:54 | Punt | PIT 11 | 8 | 66 | 0 | 66 | 2 | CIN 23 | Field Goal | 3 | 12:39 | 10:30 | 2:09 | Kickoff | CIN 47 | 4 | 53 | 0 | 53 | 2 | PIT 11 | Touchdown | | |
| 4 | 10:30 | 08:16 | 2:14 | Kickoff | PIT 25 | 4 | 16 | 0 | 16 | 1 | PIT 41 | Punt | 4 | 08:16 | 06:25 | 1:51 | Punt | CIN 20 | 3 | -4 | 0 | -4 | 0 | CIN 16 | Punt | | |
| 5 | 06:25 | 03:16 | 3:09 | Punt | PIT 45 | 5 | 13 | 0 | 13 | 1 | CIN 42 | Punt | 5 | 03:16 | 01:38 | 1:38 | Punt | CIN 11 | 5 | 3 | 15 | 46 | 2 | PIT 43 | Punt | | |
| 6 | 01:38 | 00:24 | 1:14 | Punt | PIT 20 | 6 | 43 | -10 | 33 | 2 | CIN 47 | Punt | 6 | 00:24 | 00:00 | 0:24 | Punt | CIN 8 | 1 | -1 | 0 | -1 | 0 | CIN 8 | End Half | | |
| 7 | 09:24 | 01:34 | 7:50 | Interception | PIT 21 | 14 | 79 | 0 | 79 | 7 | CIN 5 | Touchdown | 7 | 15:00 | 09:24 | 5:36 | Kickoff | CIN 25 | 10 | 57 | 0 | 57 | 3 | PIT 18 | Interception | | |
| 8 | 13:10 | 08:03 | 5:07 | Punt | PIT 22 | 10 | 72 | -10 | 62 | 2 | CIN 16 | Field Goal | 8 | 01:34 | 13:10 | 3:24 | Kickoff | CIN 25 | 4 | -22 | -20 | 2 | 1 | CIN 27 | Punt | | |
| 9 | 05:58 | 02:51 | 3:07 | Punt | PIT 33 | 7 | 52 | 0 | 52 | 3 | CIN 15 | Field Goal | 9 | 08:03 | 05:58 | 2:05 | Kickoff | CIN 25 | 3 | -2 | 0 | -2 | 0 | CIN 23 | Punt | | |
| 10 | 02:04 | 00:00 | 2:04 | Kickoff | CIN 39 | 3 | -3 | 0 | -3 | 0 | CIN 41 | End Game | 10 | 02:51 | 02:04 | 0:47 | Kickoff | CIN 25 | 5 | 47 | 0 | 47 | 1 | PIT 28 | Field Goal | | |

| WEEK 13: STEELERS 10, CARDINALS 24 | | | | | | | | | | | | | | DECEMBER 3, 2023 | | | | | | | | | | | | | |
|------------------------------------|-------|-------|------|----------|--------|-------|-----|-----|-----|-----|--------|------------|----|------------------|-------|------|-----------|----------|-------|-------|-----|-----|-----|--------|------------|----------|--|
| STEELERS | | | | | | | | | | | | | | CARDINALS | | | | | | | | | | | | | |
| # | RECD | LOST | POSS | OBTAINED | BEGAN | PLAYS | YDS | PEN | NET | 1ST | ENDED | GIVEN UP | | # | RECD | LOST | POSS | OBTAINED | BEGAN | PLAYS | YDS | PEN | NET | 1ST | ENDED | GIVEN UP | |
| 1 | 15:00 | 12:01 | 2:59 | Kickoff | PIT 24 | 7 | 65 | 0 | 65 | 2 | ARI 11 | Field Goal | 1 | 12:01 | 11:07 | 0:54 | Kickoff | ARI 29 | 3 | 0 | 0 | 0 | 0 | ARI 29 | Punt | | |
| 2 | 11:07 | 09:16 | 1:51 | Punt | PIT 29 | 3 | 2 | 0 | 2 | 0 | PIT 31 | Punt | 2 | 09:16 | 05:44 | 3:32 | Punt | ARI 35 | 7 | 22 | 10 | 32 | 2 | PIT 33 | Field Goal | | |
| 3 | 05:44 | 02:37 | 3:07 | Kickoff | PIT 25 | 5 | 17 | 0 | 17 | 1 | PIT 42 | Punt | 3 | 02:37 | 01:47 | 1:30 | Punt | ARI 16 | 3 | -1 | 0 | -1 | 0 | ARI 15 | Punt | | |
| 4 | 01:07 | 14:48 | 1:19 | Punt | PIT 37 | 3 | 4 | 0 | 4 | 0 | PIT 41 | Punt | 4 | 14:48 | 14:04 | 0:36 | Kickoff | ARI 34 | 4 | 5 | 5 | 10 | 1 | ARI 44 | Punt | | |
| 5 | 12:44 | 04:51 | 7:53 | Punt | PIT 20 | 12 | 68 | 11 | 79 | 5 | ARI 21 | Downs | 5 | 04:51 | 00:15 | 4:36 | Downs | ARI 1 | 15 | 109 | -10 | 99 | 5 | PIT 5 | Touchdown | | |
| 6 | 00:15 | 00:00 | 0:15 | Kickoff | PIT 25 | 1 | -1 | 0 | -1 | 0 | PIT 25 | End Half | 6 | 15:00 | 14:04 | 0:56 | Kickoff | ARI 25 | 6 | 6 | 0 | 6 | 0 | ARI 31 | Punt | | |
| 7 | 14:04 | 10:29 | 3:35 | Punt | PIT 7 | 7 | 22 | -5 | 17 | 2 | PIT 30 | Fumble | 7 | 10:29 | 07:18 | 3:11 | Fumble | PIT 21 | 7 | 14 | 7 | 21 | 3 | PIT 1 | Touchdown | | |
| 8 | 07:18 | 03:20 | 3:58 | Kickoff | PIT 25 | 9 | 53 | -5 | 48 | 3 | ARI 27 | Missed FG | 8 | 03:20 | 02:19 | 6:01 | Missed FG | ARI 35 | 9 | 43 | -15 | 28 | 2 | PIT 37 | Punt | | |
| 9 | 12:19 | 10:36 | 1:43 | Punt | PIT 4 | 3 | 5 | 0 | 5 | 0 | PIT 9 | Punt | 9 | 10:36 | 08:28 | 2:08 | Punt | PIT 33 | 4 | 33 | 0 | 33 | 2 | PIT 9 | Touchdown | | |
| 10 | 08:28 | 04:25 | 4:03 | Kickoff | PIT 25 | 10 | 70 | 5 | 75 | 5 | ARI 2 | Touchdown | 10 | 04:25 | 00:00 | 4:25 | Kickoff | ARI 25 | 9 | 47 | 5 | 52 | 3 | PIT 22 | End Game | | |

| WEEK 14: STEELERS 18, PATRIOTS 21 | | | | | | | | | | | | | | DECEMBER 7, 2023 | | | | | | | | | | | | | |
|-----------------------------------|-------|-------|------|--------------|--------|-------|-----|-----|-----|-----|--------|--------------|----|------------------|-------|------|--------------|----------|-------|-------|-----|-----|-----|--------|--------------|----------|--|
| STEELERS | | | | | | | | | | | | | | PATRIOTS | | | | | | | | | | | | | |
| # | RECD | LOST | POSS | OBTAINED | BEGAN | PLAYS | YDS | PEN | NET | 1ST | ENDED | GIVEN UP | | # | RECD | LOST | POSS | OBTAINED | BEGAN | PLAYS | YDS | PEN | NET | 1ST | ENDED | GIVEN UP | |
| 1 | 11:12 | 06:39 | 4:33 | Kickoff | PIT 31 | 7 | 20 | 11 | 31 | 2 | NE 38 | Field Goal | 1 | 15:00 | 11:12 | 3:48 | Kickoff | NE 25 | 8 | 75 | 0 | 75 | 4 | PIT 11 | Touchdown | | |
| 2 | 04:49 | 03:49 | 1:00 | Punt | PIT 21 | 3 | 4 | 0 | 4 | 0 | PIT 25 | Punt | 2 | 06:39 | 04:49 | 1:50 | Punt | NE 25 | 3 | 12 | -10 | 2 | 0 | NE 27 | Punt | | |
| 3 | 02:05 | 14:47 | 2:18 | Punt | PIT 15 | 5 | 12 | 0 | 12 | 1 | PIT 27 | Interception | 3 | 03:49 | 02:05 | 1:44 | Punt | NE 27 | 5 | 28 | 0 | 28 | 2 | PIT 45 | Punt | | |
| 4 | 14:14 | 12:45 | 1:29 | Kickoff | PIT 25 | 3 | 2 | 0 | 2 | 0 | PIT 27 | Punt | 4 | 14:47 | 14:14 | 0:33 | Interception | PIT 11 | 2 | 11 | 0 | 11 | 1 | PIT 8 | Touchdown | | |
| 5 | 11:13 | 09:48 | 1:25 | Punt | PIT 20 | 3 | 5 | 0 | 5 | 0 | PIT 25 | Punt | 5 | 12:45 | 11:13 | 1:32 | Punt | NE 28 | 3 | 6 | 0 | 6 | 0 | NE 34 | Punt | | |
| 6 | 07:38 | 02:50 | 4:48 | Kickoff | PIT 25 | 8 | 70 | 5 | 75 | 5 | NE 25 | Touchdown | 6 | 09:48 | 07:38 | 2:10 | Kickoff | NE 41 | 4 | 59 | 0 | 59 | 2 | PIT 24 | Touchdown | | |
| 7 | 00:19 | 00:00 | 0:19 | Punt | PIT 9 | 1 | -1 | 0 | -1 | 0 | PIT 9 | End Half | 7 | 02:50 | 00:19 | 2:31 | Kickoff | NE 11 | 8 | 28 | 0 | 28 | 2 | NE 39 | Punt | | |
| 8 | 15:00 | 07:51 | 7:09 | Kickoff | PIT 17 | 11 | 31 | 0 | 32 | 3 | PIT 49 | Punt | 8 | 07:51 | 05:12 | 2:39 | Punt | NE 20 | 4 | 21 | -10 | 11 | 1 | NE 31 | Interception | | |
| 9 | 05:12 | 03:07 | 2:05 | Punt | PIT 26 | 3 | 7 | 0 | 7 | 0 | PIT 33 | Punt | 9 | 03:07 | 00:58 | 2:09 | Punt | NE 31 | 4 | 12 | 0 | 12 | 1 | NE 43 | Interception | | |
| 10 | 00:58 | 14:54 | 1:04 | Interception | NE 16 | 4 | 9 | 0 | 9 | 0 | NE 8 | Downs | 10 | 14:54 | 13:23 | 1:31 | Downs | NE 7 | 3 | 8 | 0 | 8 | 0 | NE 15 | Punt | | |
| 11 | 13:23 | 11:44 | 1:39 | Punt | NE 26 | 4 | 19 | 7 | 26 | 3 | NE 1 | Touchdown | 11 | 11:44 | 08:24 | 3:20 | Kickoff | NE 25 | 5 | 20 | 0 | 20 | 1 | NE 45 | Punt | | |
| 12 | 08:24 | 04:58 | 3:26 | Punt | PIT 20 | 7 | 18 | -5 | 13 | 1 | PIT 33 | Punt | 12 | 04:58 | 02:44 | 2:14 | Punt | NE 14 | 3 | 9 | 0 | 9 | 0 | NE 23 | Punt | | |
| 13 | 02:44 | 01:55 | 0:49 | Punt | PIT 27 | 6 | 22 | 0 | 22 | 1 | PIT 49 | Downs | 13 | 01:55 | 00:15 | 1:40 | Downs | PIT 48 | 3 | 14 | -5 | 9 | 0 | PIT 39 | Punt | | |
| 14 | 00:15 | 00:00 | 0:15 | Punt | PIT 13 | 2 | 45 | 0 | 45 | 2 | PIT 37 | End Game | | | | | | | | | | | | | | | |

| WEEK 15: STEELERS 13, COLTS 30 | | | | | | | | | | | | | | DECEMBER 16, 2023 | | | | | | | | | | | | | |
|--------------------------------|-------|-------|------|--------------|--------|-------|-----|-----|-----|-----|--------|--------------|----|-------------------|-------|------|--------------|----------|-------|-------|-----|-----|-----|--------|--------------|----------|--|
| STEELERS | | | | | | | | | | | | | | COLTS | | | | | | | | | | | | | |
| # | RECD | LOST | POSS | OBTAINED | BEGAN | PLAYS | YDS | PEN | NET | 1ST | ENDED | GIVEN UP | | # | RECD | LOST | POSS | OBTAINED | BEGAN | PLAYS | YDS | PEN | NET | 1ST | ENDED | GIVEN UP | |
| 1 | 15:00 | 12:52 | 2:08 | Kickoff | PIT 38 | 3 | 0 | 0 | 0 | 0 | PIT 38 | Punt | 1 | 12:52 | 07:30 | 5:22 | Punt | IND 31 | 10 | 32 | 0 | 32 | 2 | PIT 37 | Missed FG | | |
| 2 | 07:30 | 01:12 | 6:18 | Missed FG | PIT 46 | 12 | 54 | 0 | 54 | 4 | IND 1 | Touchdown | 2 | 01:12 | 14:53 | 1:19 | Kickoff | IND 25 | 3 | 0 | 0 | 0 | 0 | IND 25 | Blocked Punt | | |
| 3 | 14:53 | 14:07 | 0:46 | Blocked Punt | IND 1 | 2 | 1 | 0 | 1 | 1 | IND 4 | Touchdown | 3 | 14:07 | 11:21 | 2:46 | Kickoff | IND 25 | 7 | 80 | -5 | 75 | 3 | PIT 16 | Touchdown | | |
| 4 | 11:21 | 09:26 | 1:55 | Kickoff | PIT 36 | 3 | 19 | -5 | 14 | 2 | PIT 36 | Interception | 4 | 09:26 | 03:23 | 6:03 | Interception | IND 29 | 13 | 55 | 15 | 70 | 4 | PIT 1 | Downs | | |
| 5 | 03:23 | 00:44 | 2:39 | Downs | PIT 2 | 6 | 31 | 0 | 31 | 1 | PIT 33 | Punt | 5 | 00:44 | 00:22 | 0:22 | Punt | IND 26 | 3 | 48 | 26 | 74 | 3 | PIT 14 | Touchdown | | |
| 6 | 00:22 | 00:00 | 0:22 | Kickoff | PIT 25 | 3 | 9 | 0 | 9 | 0 | PIT 25 | End Half | 6 | 15:00 | 13:28 | 1:32 | Kickoff | IND 25 | 8 | 8 | 0 | 8 | 0 | IND 33 | Punt | | |
| 7 | 13:28 | 13:22 | 0:06 | Punt | PIT 10 | 1 | 2 | 0 | 2 | 0 | PIT 10 | Fumble | 7 | 13:22 | 13:16 | 0:06 | Fumble | PIT 18 | 1 | 18 | 0 | 18 | 1 | PIT 18 | Touchdown | | |
| 8 | 13:16 | 11:12 | 2:04 | Kickoff | PIT 25 | 3 | 2 | 0 | 2 | 0 | PIT 23 | Punt | 8 | 11:12 | 09:02 | 2:10 | Punt | IND 49 | 5 | 40 | 0 | 40 | 1 | PIT 11 | Field Goal | | |
| 9 | 09:02 | 03:14 | 5:48 | Kickoff | PIT 25 | 8 | 66 | -30 | 36 | 2 | IND 39 | Punt | 9 | 03:14 | 01:17 | 8:57 | Punt | IND 17 | 15 | 70 | 0 | 70 | 4 | PIT 13 | Field Goal | | |
| 10 | 09:17 | 06:57 | 2:20 | Kickoff | PIT 25 | 7 | 31 | -5 | 26 | 2 | IND 49 | Interception | 10 | 06:57 | 02:08 | 3:49 | Interception | PIT 45 | 6 | 20 | 0 | 20 | 1 | PIT 25 | Missed FG | | |
| 11 | 02:08 | 01:42 | 0:26 | Missed FG | PIT 33 | 4 | -8 | 0 | -8 | 0 | PIT 36 | Downs | 11 | 01:42 | 00:48 | 0:54 | Downs | PIT 25 | 4 | 1 | 0 | 1 | 0 | PIT 24 | Field Goal | | |
| 12 | 00:48 | 00:00 | 0:48 | Kickoff | PIT 25 | 2 | 13 | 0 | 13 | 1 | PIT 36 | End Game | | | | | | | | | | | | | | | |

| WEEK 16: STEELERS 34, BENGALS 11 | | | | | | | | | | | | | | DECEMBER 23, 2023 | | | | | | | | | | | | | |
|----------------------------------|-------|-------|------|--------------|--------|-------|-----|-----|-----|-----|--------|------------|---|-------------------|-------|------|---------|----------|-------|-------|-----|-----|-----|--------|--------------|----------|--|
| STEELERS | | | | | | | | | | | | | | BENGALS | | | | | | | | | | | | | |
| # | RECD | LOST | POSS | OBTAINED | BEGAN | PLAYS | YDS | PEN | NET | 1ST | ENDED | GIVEN UP | | # | RECD | LOST | POSS | OBTAINED | BEGAN | PLAYS | YDS | PEN | NET | 1ST | ENDED | GIVEN UP | |
| 1 | 11:37 | 10:45 | 0:52 | Punt | PIT 8 | 2 | 92 | 0 | 92 | 1 | PIT 14 | Touchdown | 1 | 15:00 | 11:37 | 3:23 | Kickoff | CIN 25 | 6 | 22 | 0 | 22 | 1 | CIN 47 | Punt | | |
| 2 | 05:01 | 14:21 | 5:40 | Interception | PIT 20 | 10 | 80 | 0 | 80 | 5 | CIN 7 | Touchdown | 2 | 10:45 | 05:01 | 5:44 | Kickoff | CIN 25 | 10 | 59 | 0 | 59 | 3 | PIT 16 | Interception | | |
| 3 | 13:12 | 11:00 | 2:12 | Punt | PIT 48 | 5 | 3 | 0 | 3 | 1 | CIN 49 | Punt | 3 | 14:21 | 13:12 | 1:09 | Kickoff | CIN 25 | 3 | -9 | 0 | -9 | 0 | CIN 16 | Punt | | |
| 4 | 08:41 | 07:06 | 1:35 | Interception | CIN 14 | 4 | 14 | 0 | 14 | 2 | CIN 3 | Touchdown | 4 | 11:00 | 08:41 | 2:19 | Punt | CIN 7 | 4 | 11 | 0 | 11 | 1 | CIN 18 | Interception | | |
| 5 | 02:14 | 00:00 | 2:14 | Downs | PIT 5 | 12 | 74 | -10 | 64 | 3 | CIN 31 | Field Goal | 5 | 07:06 | 02:14 | 4:52 | Kickoff | CIN 25 | 8 | 70 | 0 | 70 | 3 | PIT 5 | Downs | | |
| 6 | 15:00 | 11:22 | 3:38 | Kickoff | PIT 25 | 6 | 20 | 0 | 20 | 1 | PIT 45 | Punt | 6 | 11:22 | 11:11 | 0:11 | Punt | CIN 20 | 1 | 80 | 0 | 80 | 1 | CIN 20 | Touchdown | | |
| 7 | 11:11 | 09:38 | 1:33 | Kickoff | PIT 25 | 3 | 75 | 0 | 75 | 1 | PIT 34 | Touchdown | 7 | 09:38 | 06:38 | 3:00 | Kickoff | CIN 25 | 8 | | | | | | | | |

| WEEK 17: STEELERS 30, SEAHAWKS 23 | | | | | | | | | | | DECEMBER 31, 2023 | | | | | | | | | | | | | | |
|-----------------------------------|-------|-------|------|----------|--------|-------|-----|-----|-----|-----|-------------------|------------|---|-------|-------|------|----------|--------|-------|-----|-----|-----|-----|--------|------------|
| STEELERS | | | | | | | | | | | SEAHAWKS | | | | | | | | | | | | | | |
| # | RECD | LOST | POSS | OBTAINED | BEGAN | PLAYS | YDS | PEN | NET | 1ST | ENDED | GIVEN UP | # | RECD | LOST | POSS | OBTAINED | BEGAN | PLAYS | YDS | PEN | NET | 1ST | ENDED | GIVEN UP |
| 1 | 15:00 | 11:25 | 3:35 | Kickoff | PIT 25 | 8 | 34 | 0 | 34 | 2 | SEA 41 | Downs | 1 | 11:25 | 09:44 | 1:41 | Downs | SEA 41 | 3 | 9 | 0 | 9 | 0 | | Punt |
| 2 | 09:44 | 01:47 | 7:57 | Punt | PIT 20 | 14 | 85 | -5 | 80 | 6 | SEA 18 | Touchdown | 2 | 01:47 | 13:50 | 2:57 | Kickoff | SEA 25 | 7 | 75 | 0 | 75 | 4 | PIT 13 | Touchdown |
| 3 | 13:50 | 10:27 | 3:23 | Kickoff | PIT 25 | 6 | 54 | 0 | 54 | 2 | SEA 21 | Field Goal | 3 | 10:27 | 05:30 | 4:57 | Kickoff | SEA 25 | 8 | 85 | -10 | 75 | 5 | PIT 12 | Touchdown |
| 4 | 05:30 | 01:36 | 3:54 | Kickoff | PIT 25 | 9 | 75 | 0 | 75 | 4 | SEA 9 | Touchdown | 4 | 01:36 | 00:36 | 1:00 | Kickoff | SEA 25 | 3 | 9 | 0 | 9 | 0 | SEA 34 | Punt |
| 5 | 00:36 | 00:00 | 0:36 | Punt | PIT 20 | 2 | 9 | 0 | 9 | 0 | PIT 25 | End Half | 5 | 15:00 | 10:47 | 4:13 | Kickoff | SEA 35 | 9 | 51 | -10 | 41 | 2 | PIT 24 | Field Goal |
| 6 | 10:47 | 06:57 | 3:50 | Kickoff | PIT 29 | 6 | 76 | -5 | 71 | 4 | SEA 4 | Touchdown | 6 | 06:57 | 04:35 | 2:22 | Kickoff | SEA 36 | 3 | 6 | 0 | 6 | 0 | SEA 42 | Punt |
| 7 | 04:35 | 01:10 | 3:25 | Punt | PIT 21 | 5 | 19 | 0 | 19 | 1 | PIT 40 | Punt | 7 | 01:10 | 13:30 | 2:40 | Punt | SEA 14 | 7 | 62 | 0 | 62 | 2 | PIT 24 | Field Goal |
| 8 | 13:30 | 07:07 | 6:23 | Kickoff | PIT 27 | 13 | 65 | 0 | 65 | 3 | SEA 8 | Field Goal | 8 | 07:07 | 07:00 | 0:07 | Kickoff | SEA 25 | 1 | -9 | 0 | -9 | 0 | SEA 25 | Fumble |
| 9 | 07:00 | 04:31 | 2:29 | Fumble | SEA 16 | 6 | 13 | 0 | 13 | 1 | SEA 3 | Field Goal | 9 | 04:31 | 02:01 | 2:30 | Kickoff | SEA 26 | 11 | 74 | -5 | 69 | 4 | PIT 5 | Field Goal |
| 10 | 02:01 | 00:00 | 2:01 | Kickoff | SEA 44 | 5 | 38 | 0 | 38 | 2 | SEA 5 | End Game | | | | | | | | | | | | | |

| WEEK 18: STEELERS 17, RAVENS 10 | | | | | | | | | | | JANUARY 6, 2024 | | | | | | | | | | | | | | |
|---------------------------------|-------|-------|------|----------|--------|-------|-----|-----|-----|-----|-----------------|------------|----|-------|-------|------|----------|--------|-------|-----|-----|-----|-----|--------|------------|
| STEELERS | | | | | | | | | | | RAVENS | | | | | | | | | | | | | | |
| # | RECD | LOST | POSS | OBTAINED | BEGAN | PLAYS | YDS | PEN | NET | 1ST | ENDED | GIVEN UP | # | RECD | LOST | POSS | OBTAINED | BEGAN | PLAYS | YDS | PEN | NET | 1ST | ENDED | GIVEN UP |
| 1 | 15:00 | 11:37 | 3:23 | Kickoff | PIT 25 | 6 | 22 | 0 | 22 | 1 | PIT 47 | Punt | 1 | 11:37 | 10:08 | 1:29 | Punt | BAL 19 | 3 | 7 | 0 | 7 | 0 | BAL 26 | Punt |
| 2 | 10:08 | 02:36 | 7:32 | Punt | PIT 24 | 12 | 76 | 0 | 76 | 6 | BAL 6 | Touchdown | 2 | 02:36 | 01:34 | 1:02 | Kickoff | BAL 25 | 3 | 3 | 0 | 3 | 0 | BAL 28 | Punt |
| 3 | 01:34 | 14:52 | 1:42 | Punt | PIT 37 | 3 | 7 | -5 | 2 | 0 | PIT 39 | Punt | 3 | 14:52 | 13:28 | 1:24 | Punt | BAL 35 | 3 | 10 | 0 | 10 | 1 | BAL 45 | Fumble |
| 4 | 13:28 | 11:02 | 2:26 | Fumble | BAL 45 | 4 | 18 | -5 | 13 | 1 | BAL 33 | Fumble | 4 | 11:02 | 07:26 | 3:36 | Fumble | BAL 33 | 6 | 14 | -6 | 8 | 1 | BAL 41 | Punt |
| 5 | 07:26 | 05:07 | 2:19 | Punt | PIT 10 | 3 | 9 | 0 | 9 | 0 | PIT 19 | Punt | 5 | 05:07 | 02:19 | 2:48 | Punt | BAL 29 | 6 | 71 | 0 | 71 | 3 | PIT 27 | Touchdown |
| 6 | 02:19 | 00:05 | 2:14 | Kickoff | PIT 40 | 8 | 23 | 0 | 23 | 2 | BAL 34 | Fumble | 6 | 00:05 | 00:00 | 0:05 | Fumble | BAL 37 | 1 | -1 | 0 | -1 | 0 | BAL 37 | End Half |
| 7 | 13:13 | 10:21 | 2:52 | Punt | PIT 36 | 4 | 9 | -5 | 4 | 1 | PIT 40 | Punt | 7 | 15:00 | 13:13 | 1:47 | Kickoff | BAL 25 | 3 | -1 | -5 | -6 | 0 | BAL 19 | Punt |
| 8 | 08:18 | 05:32 | 2:46 | Punt | PIT 34 | 4 | 2 | 0 | 2 | 1 | PIT 36 | Punt | 8 | 10:21 | 08:18 | 2:03 | Punt | BAL 21 | 3 | -5 | 0 | -5 | 0 | BAL 16 | Punt |
| 9 | 02:50 | 14:49 | 3:01 | Punt | PIT 11 | 6 | 89 | 0 | 89 | 2 | PIT 29 | Touchdown | 9 | 05:32 | 02:50 | 2:42 | Punt | BAL 18 | 7 | 31 | 0 | 31 | 2 | BAL 49 | Punt |
| 10 | 10:03 | 07:41 | 2:22 | Punt | PIT 43 | 3 | 4 | 0 | 4 | 0 | PIT 47 | Punt | 10 | 14:49 | 10:03 | 4:46 | Kickoff | BAL 25 | 9 | 26 | 0 | 26 | 2 | PIT 49 | Punt |
| 11 | 07:14 | 03:13 | 4:01 | Fumble | BAL 32 | 9 | 25 | 0 | 25 | 2 | BAL 7 | Field Goal | 11 | 07:41 | 07:14 | 0:27 | Punt | BAL 20 | 2 | 12 | 0 | 12 | 0 | BAL 27 | Fumble |
| 12 | 00:16 | 00:00 | 0:16 | Kickoff | BAL 45 | 1 | -1 | 0 | -1 | 0 | BAL 45 | End Game | 12 | 03:13 | 00:16 | 2:57 | Kickoff | BAL 25 | 12 | 57 | 0 | 57 | 4 | PIT 18 | Field Goal |

| DATE | OPPONENT | STEELERS | | | | | | | | OPPONENT | | | | | | | |
|-------|-------------|------------|-----|------|--------|-------------|-----|------|--------|------------|-----|------|---------|-------------|-----|------|--------|
| | | FIRST HALF | | | | SECOND HALF | | | | FIRST HALF | | | | SECOND HALF | | | |
| | | PLAYS | YDS | TIME | RESULT | PLAYS | YDS | TIME | RESULT | PLAYS | YDS | TIME | RESULT | PLAYS | YDS | TIME | RESULT |
| 09/10 | 49ers | 3 | -5 | 1:45 | Punt | 4 | 30 | 2:02 | Punt | 7 | 54 | 3:46 | TD | 2 | 75 | 0:58 | TD |
| 09/18 | Browns | 3 | 7 | 0:39 | INT | 9 | 44 | 3:13 | FG | 1 | 0 | 0:09 | INT | 4 | 75 | 1:46 | TD |
| 09/24 | at Raiders | 3 | 9 | 2:04 | Punt | 9 | 52 | 4:29 | FG | 3 | 7 | 1:29 | Punt | 3 | 7 | 1:03 | Punt |
| 10/01 | at Texans | 8 | 13 | 4:09 | INT | 10 | 58 | 5:29 | FG | 12 | 69 | 6:05 | TD | 3 | -10 | 0:51 | Punt |
| 10/08 | Ravens | 6 | 16 | 3:24 | Punt | 3 | 9 | 1:55 | Punt | 6 | 34 | 2:24 | Punt | 5 | 28 | 2:58 | Punt |
| 10/22 | at Rams | 3 | 3 | 1:22 | Punt | 3 | 7 | 1:25 | TD | 5 | 6 | 2:55 | Punt | 1 | 0 | 0:16 | INT |
| 10/29 | Jaguars | 3 | -5 | 0:57 | Punt | 3 | -9 | 1:25 | Punt | 6 | 21 | 3:16 | FG | 9 | 39 | 4:38 | FUM |
| 11/02 | Titans | 10 | 78 | 4:49 | TD | 15 | 75 | 8:17 | FG | 14 | 72 | 7:23 | FG | 3 | 2 | 1:02 | Punt |
| 11/12 | Packers | 9 | 75 | 4:59 | TD | 3 | 0 | 1:58 | Punt | 10 | 69 | 5:19 | TD | 11 | 31 | 5:52 | FG |
| 11/19 | at Browns | 3 | -2 | 2:04 | Punt | 2 | 75 | 0:50 | TD | 8 | 31 | 4:32 | Punt | 9 | 25 | 4:28 | Punt |
| 11/26 | at Bengals | 4 | 32 | 2:51 | Punt | 14 | 79 | 7:50 | TD | 3 | -3 | 1:38 | Punt | 10 | 57 | 5:36 | INT |
| 12/03 | Cardinals | 7 | 65 | 2:59 | FG | 7 | 17 | 3:35 | FUM | 3 | 0 | 0:54 | Punt | 3 | 6 | 0:56 | Punt |
| 12/07 | Patriots | 7 | 31 | 4:33 | FG | 11 | 32 | 7:09 | Punt | 8 | 75 | 3:48 | TD | 4 | 11 | 2:39 | Punt |
| 12/16 | at Colts | 3 | 0 | 2:08 | Punt | 1 | 2 | 0:06 | FUM | 10 | 32 | 5:22 | Miss FG | 3 | 8 | 1:32 | Punt |
| 12/23 | Bengals | 2 | 92 | 0:52 | TD | 6 | 20 | 3:38 | Punt | 6 | 22 | 3:23 | Punt | 1 | 80 | 0:11 | TD |
| 12/31 | at Seahawks | 8 | 34 | 3:35 | Downs | 6 | 71 | 3:50 | TD | 3 | 9 | 1:41 | Punt | 9 | 41 | 4:13 | FG |
| 10/06 | at Ravens | 6 | 22 | 3:23 | Punt | 4 | 4 | 2:52 | Punt | 3 | 7 | 1:29 | Punt | 3 | -6 | 1:47 | Punt |

| STEELERS | | | | | | | | | | | | | | | | | | | | | | | |
|--------------------|-----------------|----------|------------|-----------|-----------|----------|----------|-----------|-----------|----------|----------|-----------|----------|----------|----------|----------|----------|-----------|------------|-------------|-------------|-------------|------|
| DATE | OPPONENT | STARTING | | | | | | | | | | | | | | | PTS | TD% | SCORE% | PTS/POSS | | | |
| | | QB | POSS | TD | PAT | 2-PT | M-2PT | FG | FGA | MFG | BK-FG | PUNT | INT | FUM | SAF | DFWNS | | | | | HFGM | | |
| 9/10 | San Francisco | Pickett | 11 | 1 | 1 | 0 | 0 | 0 | 0 | 0 | 0 | 0 | 6 | 2 | 0 | 0 | 2 | 0 | 0 | 7 | 9.1 | 9.1 | 0.64 |
| 9/18 | Cleveland | Pickett | 14 | 1 | 2 | 1 | 0 | 2 | 2 | 0 | 0 | 7 | 1 | 1 | 0 | 0 | 1 | 1 | 12 | 7.1 | 21.4 | 0.86 | |
| 9/24 | at Las Vegas | Pickett | 13 | 2 | 2 | 0 | 0 | 3 | 3 | 0 | 0 | 6 | 0 | 0 | 0 | 0 | 1 | 1 | 23 | 15.4 | 38.5 | 1.77 | |
| 10/1 | at Houston | Pickett | 10 | 0 | 0 | 0 | 0 | 2 | 2 | 0 | 0 | 5 | 1 | 0 | 0 | 1 | 0 | 1 | 6 | 0.0 | 20.0 | 0.60 | |
| 10/8 | Baltimore | Pickett | 12 | 1 | 0 | 1 | 0 | 3 | 3 | 0 | 0 | 6 | 0 | 1 | 1 | 0 | 1 | 1 | 15 | 8.3 | 33.3 | 1.25 | |
| 10/22 | at L.A. Rams | Pickett | 11 | 3 | 3 | 0 | 0 | 1 | 1 | 0 | 0 | 5 | 0 | 0 | 0 | 0 | 1 | 1 | 24 | 27.3 | 36.4 | 2.18 | |
| 10/29 | Jacksonville | Pickett | 12 | 1 | 1 | 0 | 0 | 1 | 2 | 1 | 0 | 6 | 2 | 0 | 0 | 1 | 0 | 0 | 10 | 8.3 | 16.7 | 0.83 | |
| 11/2 | Tennessee | Pickett | 9 | 2 | 2 | 0 | 0 | 2 | 2 | 0 | 0 | 4 | 0 | 0 | 0 | 0 | 0 | 1 | 20 | 22.2 | 44.4 | 2.22 | |
| 11/12 | Green Bay | Pickett | 10 | 2 | 2 | 0 | 0 | 3 | 3 | 0 | 0 | 5 | 0 | 0 | 0 | 0 | 0 | 0 | 23 | 20.0 | 50.0 | 2.30 | |
| 11/19 | at Cleveland | Pickett | 13 | 1 | 1 | 0 | 0 | 1 | 1 | 0 | 0 | 9 | 0 | 0 | 0 | 0 | 1 | 1 | 10 | 7.7 | 15.4 | 0.77 | |
| 11/26 | at Cincinnati | Pickett | 10 | 1 | 1 | 0 | 0 | 3 | 3 | 0 | 0 | 4 | 0 | 1 | 0 | 0 | 0 | 1 | 16 | 10.0 | 40.0 | 1.60 | |
| 12/3 | Arizona | Pickett | 10 | 1 | 1 | 0 | 0 | 1 | 2 | 1 | 0 | 4 | 0 | 1 | 0 | 1 | 1 | 0 | 10 | 10.0 | 20.0 | 1.00 | |
| 12/7 | New England | Trubisky | 14 | 2 | 2 | 1 | 1 | 1 | 1 | 0 | 0 | 6 | 1 | 0 | 0 | 2 | 1 | 1 | 18 | 14.3 | 21.4 | 1.29 | |
| 12/16 | at Indianapolis | Trubisky | 12 | 2 | 1 | 0 | 0 | 0 | 0 | 0 | 0 | 4 | 2 | 1 | 0 | 1 | 1 | 1 | 13 | 16.7 | 16.7 | 1.08 | |
| 12/23 | Cincinnati | Rudolph | 11 | 4 | 4 | 0 | 0 | 2 | 2 | 0 | 0 | 5 | 0 | 0 | 0 | 0 | 0 | 0 | 34 | 36.4 | 54.5 | 3.09 | |
| 12/31 | at Seattle | Rudolph | 10 | 3 | 3 | 0 | 0 | 3 | 3 | 0 | 0 | 1 | 0 | 0 | 0 | 1 | 1 | 1 | 30 | 30.0 | 60.0 | 3.00 | |
| 1/6 | at Baltimore | Rudolph | 12 | 2 | 2 | 0 | 0 | 1 | 1 | 0 | 0 | 6 | 0 | 2 | 0 | 0 | 0 | 1 | 17 | 16.7 | 25.0 | 1.42 | |
| 2023 TOTALS | | | 194 | 29 | 28 | 3 | 1 | 29 | 31 | 2 | 0 | 89 | 9 | 7 | 1 | 9 | 9 | 12 | 288 | 14.9 | 29.9 | 1.48 | |

| OPPONENTS | | STARTING QB | POSS | TD | PAT | 2-PT | M-2PT | FG | FGA | MFG | RK-FG | PUNT | INT | FUM | SAF | OWNS | HFGM | PTS | TD% | SCORE% | PTS/POSS | |
|--------------------|-----------------|-------------------|------------|-----------|-----------|----------|----------|-----------|-----------|----------|----------|-----------|-----------|-----------|----------|----------|----------|----------|------------|-------------|-------------|-------------|
| 9/10 | San Francisco | Purdy | 12 | 3 | 3 | 0 | 0 | 3 | 3 | 0 | 0 | 3 | 0 | 1 | 0 | 0 | 1 | 1 | 30 | 25.0 | 50.0 | 2.50 |
| 9/18 | Cleveland | Watson | 15 | 2 | 2 | 2 | 2 | 2 | 3 | 1 | 0 | 5 | 1 | 3 | 0 | 1 | 0 | 0 | 22 | 13.3 | 26.7 | 1.47 |
| 9/24 | at Las Vegas | Garoppolo | 12 | 2 | 2 | 1 | 1 | 1 | 1 | 0 | 0 | 5 | 3 | 0 | 0 | 1 | 0 | 0 | 18 | 16.7 | 25.0 | 1.50 |
| 10/1 | at Houston | Stroud | 10 | 3 | 3 | 0 | 0 | 3 | 3 | 0 | 0 | 3 | 0 | 0 | 0 | 1 | 0 | 0 | 30 | 30.0 | 60.0 | 3.00 |
| 10/8 | Baltimore | Jackson | 12 | 1 | 1 | 0 | 0 | 1 | 1 | 0 | 0 | 5 | 1 | 2 | 0 | 2 | 0 | 0 | 10 | 8.3 | 25.0 | 0.83 |
| 10/22 | at L.A. Rams | Stafford | 10 | 2 | 1 | 1 | 1 | 1 | 3 | 2 | 0 | 4 | 1 | 0 | 0 | 0 | 0 | 0 | 17 | 20.0 | 30.0 | 1.70 |
| 10/29 | Jacksonville | Lawrence | 11 | 1 | 1 | 1 | 1 | 4 | 4 | 0 | 0 | 3 | 1 | 2 | 0 | 0 | 0 | 0 | 20 | 9.1 | 45.5 | 1.82 |
| 11/2 | Tennessee | Levis | 9 | 1 | 1 | 0 | 0 | 3 | 3 | 0 | 0 | 3 | 1 | 0 | 0 | 1 | 0 | 0 | 16 | 11.1 | 44.4 | 1.78 |
| 11/12 | Green Bay | Love | 11 | 2 | 1 | 0 | 0 | 2 | 2 | 0 | 0 | 4 | 2 | 0 | 0 | 1 | 0 | 0 | 19 | 18.2 | 36.4 | 1.73 |
| 11/19 | at Cleveland | Thompson-Robinson | 12 | 1 | 1 | 0 | 0 | 2 | 2 | 0 | 0 | 8 | 1 | 0 | 0 | 0 | 0 | 0 | 13 | 8.3 | 25.0 | 1.08 |
| 11/26 | at Cincinnati | Browning | 10 | 1 | 1 | 0 | 0 | 1 | 1 | 0 | 0 | 6 | 1 | 0 | 0 | 0 | 1 | 0 | 10 | 10.0 | 20.0 | 1.00 |
| 12/3 | Arizona | Murray | 10 | 3 | 3 | 0 | 0 | 1 | 1 | 0 | 0 | 5 | 0 | 0 | 0 | 0 | 0 | 1 | 24 | 30.0 | 40.0 | 2.40 |
| 12/7 | New England | Zappe | 13 | 3 | 3 | 0 | 0 | 0 | 0 | 0 | 0 | 9 | 1 | 0 | 0 | 0 | 0 | 0 | 21 | 23.1 | 23.1 | 1.62 |
| 12/16 | at Indianapolis | Minshew II | 11 | 3 | 3 | 0 | 0 | 3 | 5 | 2 | 0 | 2 | 0 | 0 | 0 | 1 | 0 | 0 | 30 | 27.3 | 54.5 | 2.73 |
| 12/23 | Cincinnati | Browning | 11 | 1 | 1 | 1 | 1 | 1 | 1 | 0 | 0 | 3 | 3 | 0 | 0 | 2 | 0 | 1 | 11 | 9.1 | 18.2 | 1.00 |
| 12/31 | at Seattle | Smith | 9 | 2 | 2 | 0 | 0 | 3 | 3 | 0 | 0 | 3 | 0 | 1 | 0 | 0 | 0 | 0 | 23 | 22.2 | 55.6 | 2.56 |
| 1/6 | at Baltimore | Huntley | 12 | 1 | 1 | 0 | 0 | 1 | 1 | 0 | 0 | 7 | 0 | 2 | 0 | 0 | 1 | 0 | 10 | 8.3 | 16.7 | 0.83 |
| 2023 TOTALS | | | 190 | 32 | 30 | 6 | 6 | 32 | 37 | 5 | 0 | 78 | 16 | 11 | 0 | 9 | 4 | 3 | 324 | 16.8 | 34.2 | 1.71 |

| DATE | OPPONENT | ACQUIRED | DRIVE START | PLAYS | YARDS | Q/TIME | FIRST DOWNS | SCORING PLAY | PIT | OPP |
|-------|-----------------|--------------|-------------|-------|-------|---------|-------------|--|-----|-----|
| 09/10 | San Francisco | Punt | PIT 5 | 12 | 95 | Q2:1:25 | 6 | P. Freiermuth: 3-yard pass from K. Pickett | 7 | 20 |
| 09/18 | Cleveland | Punt | CLE 39 | 4 | 5 | Q2:1:20 | 0 | C. Boswell: 52-yard FG | 10 | 11 |
| | | Punt | PIT 18 | 4 | 82 | Q2:1:36 | 2 | G. Pickens: 71-yard pass from K. Pickett | 16 | 11 |
| | | Kickoff | PIT 25 | 9 | 44 | Q3:3:13 | 2 | C. Boswell: 50-yard FG | 19 | 14 |
| 09/24 | at Las Vegas | Kickoff | PIT 25 | 3 | 75 | Q1:0:52 | 1 | C. Austin III: 72-yard pass from K. Pickett | 7 | 7 |
| | | Interception | PIT 31 | 8 | 44 | Q2:3:51 | 3 | C. Boswell: 43-yard FG | 10 | 7 |
| | | Punt | PIT 23 | 11 | 54 | Q2:5:08 | 4 | C. Boswell: 42-yard FG | 13 | 7 |
| | | Punt | PIT 9 | 9 | 52 | Q3:4:29 | 2 | C. Boswell: 57-yard FG | 16 | 7 |
| | | Interception | PIT 19 | 6 | 81 | Q3:3:19 | 5 | P. Freiermuth: 13-yard pass from K. Pickett | 23 | 7 |
| 10/01 | at Houston | Kickoff | PIT 25 | 10 | 58 | Q3:5:29 | 3 | C. Boswell: 35-yard FG | 3 | 16 |
| | | Punt | HOU 46 | 7 | 41 | Q3:2:53 | 1 | C. Boswell: 23-yard FG | 6 | 16 |
| 10/08 | Baltimore | Fumble | PIT 49 | 7 | 26 | Q2:2:15 | 2 | C. Boswell: 43-yard FG | 3 | 10 |
| | | Kickoff | PIT 44 | 9 | 49 | Q4:4:02 | 3 | C. Boswell: 25-yard FG | 8 | 10 |
| | | Interception | PIT 20 | 8 | 80 | Q4:2:49 | 3 | G. Pickens: 41-yard pass from K. Pickett | 14 | 10 |
| | | Fumble | BAL 18 | 4 | -6 | Q4:0:13 | 0 | C. Boswell: 42-yard FG | 17 | 10 |
| 10/22 | at L.A. Rams | Missed FG | PIT 43 | 8 | 22 | Q1:3:44 | 2 | Q2: C. Boswell: 53-yard FG | 3 | 0 |
| | | Interception | LAR 7 | 3 | 7 | Q3:1:25 | 1 | K. Pickett: 1-yard run | 10 | 9 |
| | | Missed FG | PIT 41 | 5 | 59 | Q3:2:33 | 2 | Q4: J. Warren: 13-yard run | 17 | 17 |
| | | Punt | PIT 20 | 10 | 80 | Q4:5:16 | 7 | N. Harris: 3-yard run | 24 | 17 |
| 10/29 | Jacksonville | Interception | PIT 2 | 12 | 93 | Q2:6:16 | 5 | C. Boswell: 22-yard FG | 3 | 6 |
| | | Kickoff | PIT 25 | 8 | 75 | Q3:4:12 | 4 | G. Pickens: 22-yard pass from M. Trubisky | 10 | 17 |
| 11/02 | Tennessee | Kickoff | PIT 22 | 10 | 78 | Q1:4:49 | 5 | N. Harris: 10-yard run | 7 | 0 |
| | | Kickoff | PIT 24 | 10 | 65 | Q2:5:19 | 5 | C. Boswell: 29-yard FG | 10 | 10 |
| | | Punt | PIT 13 | 15 | 75 | Q3:8:17 | 5 | C. Boswell: 30-yard FG | 13 | 13 |
| | | Punt | PIT 8 | 11 | 92 | Q4:5:11 | 6 | D. Johnson: 3-yard pass from K. Pickett | 20 | 16 |
| 11/12 | Green Bay | Kickoff | PIT 25 | 9 | 75 | Q1:4:59 | 6 | N. Harris: 4-yard run | 7 | 0 |
| | | Kickoff | PIT 40 | 11 | 60 | Q1:5:30 | 5 | Q2: J. Warren: 16-yard run | 14 | 7 |
| | | Punt | PIT 46 | 8 | 30 | Q2:4:58 | 2 | C. Boswell: 42-yard FG | 17 | 7 |
| | | Kickoff | PIT 34 | 5 | 35 | Q3:1:59 | 1 | C. Boswell: 49-yard FG | 20 | 19 |
| 11/19 | at Cleveland | Punt | PIT 34 | 8 | 49 | Q4:4:10 | 3 | C. Boswell: 35-yard FG | 23 | 19 |
| | | Kickoff | PIT 25 | 2 | 75 | Q3:0:50 | 1 | J. Warren: 74-yard run | 7 | 10 |
| 11/26 | at Cincinnati | Punt | PIT 28 | 13 | 62 | Q4:7:10 | 4 | C. Boswell: 25-yard FG | 10 | 10 |
| | | Punt | PIT 11 | 8 | 66 | Q1:3:44 | 2 | Q2: C. Boswell: 41-yard FG | 3 | 0 |
| | | Interception | PIT 21 | 14 | 79 | Q3:7:50 | 7 | N. Harris: 5-yard run | 10 | 7 |
| | | Punt | PIT 22 | 10 | 62 | Q4:5:07 | 2 | C. Boswell: 34-yard FG | 13 | 7 |
| 12/03 | Arizona | Punt | PIT 33 | 7 | 52 | Q4:3:07 | 3 | C. Boswell: 33-yard FG | 16 | 7 |
| | | Kickoff | PIT 24 | 7 | 65 | Q1:2:59 | 2 | C. Boswell: 29-yard FG | 3 | 0 |
| | | Kickoff | PIT 25 | 10 | 75 | Q4:4:03 | 5 | D. Johnson: 2-yard pass from M. Trubisky | 10 | 24 |
| 12/07 | New England | Kickoff | PIT 31 | 7 | 31 | Q1:4:33 | 2 | C. Boswell: 56-yard FG | 3 | 7 |
| | | Kickoff | PIT 25 | 8 | 75 | Q2:4:48 | 5 | D. Johnson: 25-yard pass from M. Trubisky | 10 | 21 |
| | | Punt | NE 26 | 4 | 26 | Q4:1:39 | 3 | M. Trubisky: 1-yard run | 18 | 21 |
| 12/16 | at Indianapolis | Missed FG | PIT 46 | 12 | 54 | Q1:6:18 | 4 | M. Trubisky: 1-yard run | 6 | 0 |
| | | Blocked Punt | IND 1 | 2 | 1 | Q2:0:46 | 1 | D. Johnson: 4-yard pass from M. Trubisky | 13 | 0 |
| 12/23 | Cincinnati | Punt | PIT 8 | 2 | 92 | Q1:0:52 | 1 | G. Pickens: 86-yard pass from M. Rudolph | 7 | 0 |
| | | Interception | PIT 20 | 10 | 80 | Q1:5:40 | 5 | Q2: C. Austin III: 7-yard run | 14 | 0 |
| | | Interception | CIN 14 | 4 | 14 | Q2:1:35 | 2 | N. Harris: 3-yard run | 21 | 0 |
| | | Downs | PIT 5 | 12 | 64 | Q2:2:14 | 3 | C. Boswell: 50-yard FG | 24 | 0 |
| | | Kickoff | PIT 25 | 3 | 75 | Q3:1:33 | 1 | G. Pickens: 66-yard pass from M. Rudolph | 31 | 8 |
| | | Interception | CIN 43 | 9 | 31 | Q4:5:29 | 2 | C. Boswell: 30-yard FG | 34 | 11 |
| 12/31 | at Seattle | Punt | PIT 20 | 14 | 80 | Q1:7:57 | 6 | J. Warren: 18-yard run | 7 | 0 |
| | | Kickoff | PIT 25 | 6 | 54 | Q2:3:23 | 2 | C. Boswell: 39-yard FG | 10 | 7 |
| | | Kickoff | PIT 25 | 9 | 75 | Q2:3:54 | 4 | N. Harris: 9-yard run | 17 | 14 |
| | | Kickoff | PIT 29 | 6 | 71 | Q3:3:50 | 4 | N. Harris: 4-yard run | 24 | 17 |
| | | Kickoff | PIT 27 | 13 | 65 | Q4:6:23 | 3 | C. Boswell: 26-yard FG | 27 | 20 |
| | | Fumble | SEA 16 | 6 | 13 | Q4:2:29 | 1 | C. Boswell: 21-yard FG | 30 | 20 |
| 01/06 | at Baltimore | Punt | PIT 24 | 12 | 76 | Q1:7:32 | 6 | N. Harris: 6-yard run | 7 | 0 |
| | | Punt | PIT 11 | 6 | 89 | Q3:3:01 | 2 | Q4: D. Johnson: 71-yard pass from M. Rudolph | 14 | 7 |
| | | Fumble | BAL 32 | 9 | 25 | Q4:4:01 | 2 | C. Boswell: 25-yard FG | 17 | 7 |
| AVG | | | | 8.1 | 56.9 | 3:52 | 3.1 | | | |

| DATE | OPPONENT | ACQUIRED | DRIVE START | PLAYS | YARDS | Q/TIME | FIRST DOWNS | SCORING PLAY | PIT | OPP |
|--------|-----------------|--------------|--------------|-------|-------|---------|-------------|--|-----|-----|
| 09/10 | San Francisco | Punt | SF 46 | 7 | 54 | Q113:46 | 3 | B. Aiyuk: 8-yard pass from B. Purdy | 0 | 7 |
| | | Interception | PIT 48 | 6 | 25 | Q13:22 | 1 | J. Moody: 41-yard FG | 0 | 10 |
| | | Punt | SF 32 | 9 | 68 | Q114:35 | 5 | Q2: B. Aiyuk: 19-yard pass from B. Purdy | 0 | 17 |
| | | Punt | 50 yard line | 7 | 37 | Q213:55 | 2 | J. Moody: 32-yard FG | 0 | 20 |
| | | Kickoff | SF 25 | 2 | 75 | Q310:58 | 2 | C. McCaffrey: 65-yard run | 7 | 27 |
| | | Interception | SF 49 | 9 | 29 | Q414:38 | 2 | J. Moody: 40-yard FG | 7 | 30 |
| 09/18 | Cleveland | Kickoff | CLE 25 | 11 | 50 | Q116:05 | 3 | D. Hopkins: 43-yard FG | 7 | 3 |
| | | Fumble | PIT 23 | 4 | 23 | Q111:06 | 2 | Q2: J. Ford: 3-yard pass from D. Watson | 7 | 11 |
| | | Punt | CLE 25 | 7 | 38 | Q212:24 | 2 | D. Hopkins: 55-yard FG | 16 | 14 |
| | | Kickoff | CLE 25 | 4 | 75 | Q311:46 | 2 | P. Strong Jr.: 1-yard run | 19 | 22 |
| 09/24 | at Las Vegas | Punt | LV 26 | 7 | 74 | Q113:23 | 3 | D. Adams: 32-yard pass from J. Garoppolo | 0 | 7 |
| | | Punt | LV 20 | 11 | 80 | Q415:51 | 7 | D. Adams: 1-yard pass from J. Garoppolo | 23 | 15 |
| | | Punt | LV 48 | 9 | 44 | Q412:13 | 2 | D. Carlson: 26-yard FG | 23 | 18 |
| 10/01 | at Houston | Kickoff | HOU 31 | 12 | 69 | Q116:05 | 6 | D. Pierce: 2-yard pass from C. Stroud | 0 | 7 |
| | | Interception | PIT 45 | 9 | 27 | Q113:26 | 2 | K. Fairbairn: 36-yard FG | 0 | 10 |
| | | Punt | HOU 32 | 7 | 48 | Q212:43 | 2 | K. Fairbairn: 38-yard FG | 0 | 13 |
| | | Punt | HOU 22 | 5 | 57 | Q210:41 | 2 | K. Fairbairn: 39-yard FG | 0 | 16 |
| | | Downs | HOU 42 | 10 | 58 | Q315:20 | 4 | Q4: D. Schultz: 6-yard pass from D. Singletary | 6 | 23 |
| | | Punt | HOU 14 | 11 | 86 | Q416:24 | 4 | N. Collins: 52-yard pass from C. Stroud | 6 | 30 |
| 10/08 | Baltimore | Punt | BAL 41 | 7 | 59 | Q112:57 | 4 | J. Hill: 14-yard run | 0 | 7 |
| | | Punt | BAL 32 | 15 | 64 | Q117:22 | 5 | Q2: J. Tucker: 23-yard FG | 0 | 10 |
| 10/22 | at L.A. Rams | Punt | LAR 39 | 8 | 38 | Q214:11 | 2 | B. Maher: 41-yard FG | 3 | 3 |
| | | Kickoff | LAR 12 | 8 | 88 | Q213:29 | 3 | T. Atwell: 31-yard pass from M. Stafford | 3 | 9 |
| | | Kickoff | LAR 25 | 9 | 75 | Q314:22 | 4 | D. Henderson Jr.: 1-yard run | 10 | 17 |
| 10/29 | Jacksonville | Punt | JAX 47 | 6 | 21 | Q113:16 | 1 | B. McManus: 50-yard FG | 0 | 3 |
| | | Punt | JAX 32 | 7 | 36 | Q113:29 | 1 | B. McManus: 51-yard FG | 0 | 6 |
| | | Kickoff | JAX 37 | 9 | 43 | Q212:55 | 3 | B. McManus: 38-yard FG | 3 | 9 |
| | | Punt | JAX 44 | 2 | 56 | Q310:13 | 1 | T. Etienne Jr.: 56-yard pass from T. Lawrence | 3 | 17 |
| | | Interception | JAX 41 | 7 | 40 | Q414:45 | 2 | B. McManus: 37-yard FG | 10 | 20 |
| 11/02 | Tennessee | Kickoff | TEN 10 | 14 | 72 | Q117:23 | 5 | N. Folk: 36-yard FG | 7 | 3 |
| | | Punt | TEN 27 | 11 | 73 | Q216:26 | 5 | D. Henry: 2-yard run | 7 | 10 |
| | | Kickoff | TEN 25 | 8 | 57 | Q211:16 | 3 | N. Folk: 36-yard FG | 10 | 13 |
| | | Kickoff | TEN 25 | 9 | 45 | Q315:22 | 3 | N. Folk: 48-yard FG | 13 | 16 |
| 11/12 | Green Bay | Kickoff | GB 31 | 10 | 69 | Q115:19 | 4 | R. Doubs: 8-yard pass from J. Love | 7 | 7 |
| | | Kickoff | GB 13 | 7 | 87 | Q213:54 | 4 | J. Reed: 35-yard pass from J. Love | 17 | 13 |
| | | Kickoff | PIT 44 | 11 | 31 | Q315:52 | 2 | A. Carlson: 31-yard FG | 17 | 16 |
| | | Punt | GB 22 | 9 | 68 | Q314:06 | 2 | A. Carlson: 28-yard FG | 17 | 19 |
| 11/19 | at Cleveland | Punt | 50 yard line | 7 | 50 | Q113:49 | 4 | J. Ford: 1-yard run | 0 | 7 |
| | | Punt | CLE 17 | 17 | 77 | Q215:24 | 7 | D. Hopkins: 25-yard FG | 0 | 10 |
| | | Punt | CLE 35 | 8 | 48 | Q411:16 | 3 | D. Hopkins: 34-yard FG | 10 | 13 |
| 11/26 | at Cincinnati | Kickoff | CIN 47 | 4 | 53 | Q212:09 | 2 | D. Sample: 11-yard pass from J. Browning | 3 | 7 |
| | | Kickoff | CIN 25 | 5 | 47 | Q410:47 | 1 | E. McPherson: 47-yard FG | 16 | 10 |
| 12/03 | Arizona | Punt | ARI 35 | 7 | 32 | Q113:32 | 2 | M. Prater: 51-yard FG | 3 | 3 |
| | | Downs | ARI 1 | 15 | 99 | Q214:36 | 5 | T. McBride: 5-yard pass from K. Murray | 3 | 10 |
| | | Fumble | PIT 21 | 7 | 21 | Q313:11 | 3 | J. Conner: 1-yard run | 3 | 17 |
| | | Punt | PIT 33 | 4 | 33 | Q412:08 | 2 | J. Conner: 9-yard run | 3 | 24 |
| 12/07 | New England | Kickoff | NE 25 | 8 | 75 | Q113:48 | 4 | E. Elliott: 11-yard pass from B. Zappe | 0 | 7 |
| | | Interception | PIT 11 | 2 | 11 | Q210:33 | 1 | H. Henry: 8-yard pass from B. Zappe | 3 | 14 |
| | | Punt | NE 41 | 4 | 59 | Q212:10 | 2 | H. Henry: 24-yard pass from B. Zappe | 3 | 21 |
| 12/16 | at Indianapolis | Kickoff | IND 25 | 7 | 75 | Q212:46 | 3 | Z. Moss: 16-yard pass from G. Minshew II | 13 | 7 |
| | | Punt | IND 26 | 3 | 74 | Q210:22 | 3 | D. Montgomery: 14-yard pass from G. Minshew II | 13 | 14 |
| | | Fumble | PIT 18 | 1 | 18 | Q310:06 | 1 | M. Allie-Cox: 18-yard pass from G. Minshew II | 13 | 21 |
| | | Punt | IND 49 | 5 | 40 | Q312:10 | 1 | M. Gay: 29-yard FG | 13 | 24 |
| | | Punt | IND 17 | 15 | 70 | Q318:57 | 4 | Q4: M. Gay: 31-yard FG | 13 | 27 |
| | | Downs | PIT 25 | 4 | 1 | Q410:54 | 0 | M. Gay: 42-yard FG | 13 | 30 |
| 12/23 | Cincinnati | Punt | CIN 20 | 1 | 80 | Q310:11 | 1 | T. Higgins: 80-yard pass from J. Browning | 24 | 8 |
| | | Punt | CIN 32 | 12 | 51 | Q315:08 | 4 | E. McPherson: 35-yard FG | 31 | 11 |
| 12/31 | at Seattle | Kickoff | SEA 25 | 7 | 75 | Q112:57 | 4 | Q2: K. Walker III: 13-yard run | 7 | 7 |
| | | Kickoff | SEA 25 | 8 | 75 | Q214:57 | 5 | J. Smith-Nigba: 12-yard pass from G. Smith | 10 | 14 |
| | | Kickoff | SEA 35 | 9 | 41 | Q314:13 | 2 | J. Myers: 43-yard FG | 17 | 17 |
| | | Punt | SEA 14 | 7 | 62 | Q312:40 | 2 | Q4: J. Myers: 42-yard FG | 24 | 20 |
| | | Kickoff | SEA 26 | 11 | 69 | Q412:30 | 4 | J. Myers: 24-yard FG | 30 | 23 |
| 01/06 | at Baltimore | Punt | BAL 29 | 6 | 71 | Q212:48 | 3 | I. Likely: 27-yard pass from T. Huntley | 7 | 7 |
| | | Kickoff | BAL 25 | 12 | 57 | Q412:57 | 4 | J. Tucker: 36-yard FG | 17 | 10 |
| AVG | | | | 7.8 | 54.7 | 3:28 | 2.9 | | | |
| TOTALS | | | | 500 | 3,503 | 222:17 | 187 | | | |

| PLAYS | | | NET YARDS | | | TIME | | |
|-------|-----------------|------------------|-----------|-----------------|--------------------------------------|-------|-----------------|--------------------|
| DATE | OPPONENT | PLAYS | DATE | OPPONENT | NET YARDS | DATE | OPPONENT | TIME |
| 11/2 | Tennessee | 15 (field goal) | 9/10 | San Francisco | 95 (touchdown) [PEN: 19, GROSS: 76] | 11/2 | Tennessee | 8:17 (field goal) |
| 12/31 | at Seattle | 14 (touchdown) | 10/29 | Jacksonville | 93 (field goal) [PEN: 32, GROSS: 61] | 12/31 | at Seattle | 7:57 (touchdown) |
| 11/26 | at Cincinnati | 14 (touchdown) | 12/23 | Cincinnati | 92 (touchdown) [PEN: 0, GROSS: 92] | 12/3 | Arizona | 7:53 (downs) |
| 11/19 | at Cleveland | 13 (field goal) | 11/2 | Tennessee | 92 (touchdown) [PEN: -2, GROSS: 94] | 11/26 | at Cincinnati | 7:50 (touchdown) |
| 1/6 | at Baltimore | 12 (touchdown) | 1/6 | at Baltimore | 89 (touchdown) [PEN: 0, GROSS: 89] | 1/6 | at Baltimore | 7:32 (touchdown) |
| 12/16 | at Indianapolis | 12 (touchdown) | 9/18 | Cleveland | 82 (touchdown) [PEN: 0, GROSS: 82] | 11/19 | at Cleveland | 7:10 (field goal) |
| 9/10 | San Francisco | 12 (downs) | 9/24 | at Las Vegas | 81 (touchdown) [PEN: 0, GROSS: 81] | 12/7 | New England | 7:09 (punt) |
| 9/10 | San Francisco | 12 (touchdown) | 10/22 | at L.A. Rams | 80 (touchdown) [PEN: -10, GROSS: 90] | 12/16 | at Indianapolis | 6:18 (touchdown) |
| 12/23 | Cincinnati | 12 (field goal) | 10/8 | Baltimore | 80 (touchdown) [PEN: 0, GROSS: 80] | 10/29 | Jacksonville | 6:16 (field goal) |
| 12/3 | Arizona | 12 (downs) | 12/31 | at Seattle | 80 (touchdown) [PEN: -5, GROSS: 85] | 12/23 | Cincinnati | 5:40 (touchdown) |
| 10/29 | Jacksonville | 12 (field goal) | 11/26 | at Cincinnati | 79 (touchdown) [PEN: 0, GROSS: 79] | 11/12 | Green Bay | 5:30 (touchdown) |
| 9/24 | at Las Vegas | 11 (field goal) | 12/3 | Arizona | 79 (downs) [PEN: 11, GROSS: 68] | 10/1 | at Houston | 5:29 (field goal) |
| 12/7 | New England | 11 (punt) | 11/19 | at Cleveland | 75 (touchdown) [PEN: 0, GROSS: 75] | 10/22 | at L.A. Rams | 5:28 (end of game) |
| 11/12 | Green Bay | 11 (touchdown) | 12/7 | New England | 75 (touchdown) [PEN: 5, GROSS: 70] | 9/24 | at Las Vegas | 5:08 (field goal) |
| 10/22 | at L.A. Rams | 10 (end of game) | 11/12 | Green Bay | 75 (touchdown) [PEN: 17, GROSS: 58] | 10/8 | Baltimore | 4:37 (punt) |
| 10/22 | at L.A. Rams | 10 (touchdown) | 10/1 | at Houston | 58 (field goal) [PEN: 0, GROSS: 58] | 9/10 | San Francisco | 4:20 (downs) |
| 10/8 | Baltimore | 10 (punt) | 12/16 | at Indianapolis | 54 (touchdown) [PEN: 0, GROSS: 54] | 9/18 | Cleveland | 3:13 (field goal) |
| 10/1 | at Houston | 10 (field goal) | -- | -- | -- | -- | -- | -- |
| 9/18 | Cleveland | 9 (field goal) | -- | -- | -- | -- | -- | -- |

| PLAYS | | | NET YARDS | | | | TIME | | |
|-------|-----------------|-------------------|-----------|-----------------|-------------------|------------------------|-------|-----------------|---------------------|
| DATE | OPPONENT | PLAYS | DATE | OPPONENT | NET YARDS | | DATE | OPPONENT | TIME |
| 11/19 | at Cleveland | 17 (field goal) | 12/3 | Arizona | 99 (touchdown) | [PEN: -10, GROSS: 109] | 12/16 | at Indianapolis | 8:57 (field goal) |
| 12/16 | at Indianapolis | 15 (field goal) | 10/22 | at L. A. Rams | 88 (touchdown) | [PEN: 0, GROSS: 88] | 11/2 | Tennessee | 7:23 (field goal) |
| 10/8 | Baltimore | 15 (field goal) | 11/12 | Green Bay | 87 (touchdown) | [PEN: 7, GROSS: 80] | 10/8 | Baltimore | 7:22 (field goal) |
| 12/3 | Arizona | 15 (touchdown) | 10/1 | at Houston | 86 (touchdown) | [PEN: -5, GROSS: 91] | 10/1 | at Houston | 6:24 (touchdown) |
| 11/2 | Tennessee | 14 (field goal) | 12/23 | Cincinnati | 80 (touchdown) | [PEN: 0, GROSS: 80] | 9/18 | Cleveland | 6:05 (field goal) |
| 12/23 | Cincinnati | 12 (field goal) | 9/24 | at Las Vegas | 80 (touchdown) | [PEN: 14, GROSS: 66] | 12/3 | Arizona | 6:01 (punt) |
| 10/1 | at Houston | 12 (touchdown) | 11/19 | at Cleveland | 77 (field goal) | [PEN: 5, GROSS: 72] | 10/22 | at L. A. Rams | 5:54 (missed fg) |
| 1/6 | at Baltimore | 12 (field goal) | 9/10 | San Francisco | 75 (touchdown) | [PEN: 0, GROSS: 75] | 11/12 | Green Bay | 5:52 (field goal) |
| 9/10 | San Francisco | 11 (punt) | 9/18 | Cleveland | 75 (touchdown) | [PEN: 0, GROSS: 75] | 9/24 | at Las Vegas | 5:51 (touchdown) |
| 11/12 | Green Bay | 11 (field goal) | 12/16 | at Indianapolis | 75 (touchdown) | [PEN: -5, GROSS: 80] | 12/23 | Cincinnati | 5:44 (interception) |
| 9/24 | at Las Vegas | 11 (touchdown) | 12/31 | at Seattle | 75 (touchdown) | [PEN: 0, GROSS: 75] | 10/29 | Jacksonville | 5:39 (punt) |
| 9/18 | Cleveland | 11 (field goal) | 12/31 | at Seattle | 75 (touchdown) | [PEN: -10, GROSS: 85] | 11/26 | at Cincinnati | 5:36 (interception) |
| 10/22 | at L. A. Rams | 11 (missed fg) | 12/7 | New England | 75 (touchdown) | [PEN: 0, GROSS: 75] | 11/19 | at Cleveland | 5:24 (field goal) |
| 9/18 | Cleveland | 11 (fumble) | 11/2 | Tennessee | 73 (touchdown) | [PEN: 0, GROSS: 73] | 9/10 | San Francisco | 5:18 (punt) |
| 12/31 | at Seattle | 11 (field goal) | 1/6 | at Baltimore | 71 (touchdown) | [PEN: 0, GROSS: 71] | 12/31 | at Seattle | 4:57 (touchdown) |
| 10/29 | Jacksonville | 10 (punt) | 10/8 | Baltimore | 64 (field goal) | [PEN: 0, GROSS: 64] | 1/6 | at Baltimore | 4:46 (punt) |
| 11/26 | at Cincinnati | 10 (interception) | 10/29 | Jacksonville | 57 (interception) | [PEN: 0, GROSS: 57] | 12/7 | New England | 3:48 (touchdown) |
| 12/7 | New England | 8 (punt) | 11/26 | at Cincinnati | 57 (interception) | [PEN: 0, GROSS: 57] | -- | -- | -- |
| 12/7 | New England | 8 (touchdown) | -- | -- | -- | | -- | -- | -- |

| DATE | OPPONENT | OFFENSE | DEFENSE |
|-------|-----------------|--|--|
| 09/10 | San Francisco | TD - Pass Downs | TD - Pass TD - Pass FG - 32 yards |
| 09/18 | Cleveland | NONE | Missed FG TD - Pass TD - Run |
| 09/24 | at Las Vegas | TD - Pass | TD - Pass FG - 26 yards |
| 10/01 | at Houston | FG - 35 yards FG - 23 yards | TD - Pass FG - 36 yards TD - Pass |
| 10/08 | Baltimore | FG - 25 yards FG - 42 yards | TD - Run FG - 23 yards Interception |
| 10/22 | at L.A. Rams | TD - Run TD - Run TD - Run | TD - Run |
| 10/29 | Jacksonville | FG - 22 yards | Fumble Interception FG - 37 yards |
| 11/02 | Tennessee | TD - Run FG - 29 yards FG - 30 yards TD - Pass | FG - 36 yards TD - Run FG - 36 yards Interception |
| 11/12 | Green Bay | TD - Run TD - Run FG - 35 yards | TD - Pass FG - 31 yards FG - 28 yards Interception Interception |
| 11/19 | at Cleveland | FG - 28 yards | TD - Run FG - 25 yards FG - 34 yards |
| 11/26 | at Cincinnati | Fumble TD - Run FG - 34 yards FG - 33 yards | TD - Pass Interception |
| 12/03 | Arizona | FG - 29 yards Downs TD - Pass | TD - Pass TD - Run TD - Run |
| 12/07 | New England | Downs TD - Run | TD - Pass TD - Pass |
| 12/16 | at Indianapolis | TD - Run TD - Pass | TD - Pass Downs TD - Pass TD - Pass FG - 29 yards FG - 31 yards |
| 12/23 | Cincinnati | TD - Run TD - Run FG - 30 yards | Interception Downs FG - 35 yards |
| 12/31 | at Seattle | TD - Run FG - 39 yards TD - Run TD - Run FG - 26 yards FG - 21 yards End of Game | TD - Run TD - Run FG - 24 yards |
| 01/06 | at Baltimore | TD - Run FG - 25 yards | FG - 36 yards |

| | OFFENSE DEFENSE | |
|----------------------------|-----------------|------|
| Inside the 20 | 42 | 50 |
| Scores | 37 | 39 |
| Touchdowns | 20 | 23 |
| Field Goals | 17 | 16 |
| Total Points in 20 | 191 | 213 |
| Fumbles | 1 | 1 |
| Interceptions | 0 | 7 |
| Missed Field Goals | 0 | 1 |
| Lost on Downs | 3 | 2 |
| End of Half/Game | 1 | 0 |
| TDs Outside | 9 | 9 |
| Red-Zone Percentage | 47.6 | 46.0 |

| STEELERS | | | | | | | | | | | | | | | | | | |
|---------------|-----------------|-----------|-----------|-----------|----------|----------|-----------|-----------|----------|----------|----------|----------|----------|----------|------------|-------------|-------------|------------|
| Date | Opponent | Pos | TD | PAT | 2-Pt. | Miss PAT | FG | FGA | Bk/MFG | INT | Fum | Dwns | Half | Game | Pts | TD% | Score Pct. | Pts/Poss |
| 09/10 | San Francisco | 2 | 1 | 1 | 0 | 0 | 0 | 0 | 0 | 0 | 0 | 1 | 0 | 0 | 7 | 50.0 | 50.0 | 3.5 |
| 09/18 | Cleveland | 0 | 0 | 0 | 0 | 0 | 0 | 0 | 0 | 0 | 0 | 0 | 0 | 0 | 0 | 0.0 | 0.0 | 0.0 |
| 09/24 | at Las Vegas | 1 | 1 | 1 | 0 | 0 | 0 | 0 | 0 | 0 | 0 | 0 | 0 | 0 | 7 | 100.0 | 100.0 | 7.0 |
| 10/01 | at Houston | 2 | 0 | 0 | 0 | 0 | 2 | 2 | 0 | 0 | 0 | 0 | 0 | 0 | 6 | 0.0 | 100.0 | 3.0 |
| 10/08 | Baltimore | 2 | 0 | 0 | 0 | 0 | 2 | 2 | 0 | 0 | 0 | 0 | 0 | 0 | 6 | 0.0 | 100.0 | 3.0 |
| 10/22 | at L.A. Rams | 3 | 3 | 3 | 0 | 0 | 0 | 0 | 0 | 0 | 0 | 0 | 0 | 0 | 21 | 100.0 | 100.0 | 7.0 |
| 10/29 | Jacksonville | 1 | 0 | 0 | 0 | 0 | 1 | 1 | 0 | 0 | 0 | 0 | 0 | 0 | 3 | 0.0 | 100.0 | 3.0 |
| 11/02 | Tennessee | 4 | 2 | 2 | 0 | 0 | 2 | 2 | 0 | 0 | 0 | 0 | 0 | 0 | 20 | 50.0 | 100.0 | 5.0 |
| 11/12 | Green Bay | 3 | 2 | 2 | 0 | 0 | 1 | 1 | 0 | 0 | 0 | 0 | 0 | 0 | 17 | 66.7 | 100.0 | 5.7 |
| 11/19 | at Cleveland | 1 | 0 | 0 | 0 | 0 | 1 | 1 | 0 | 0 | 0 | 0 | 0 | 0 | 3 | 0.0 | 100.0 | 3.0 |
| 11/26 | at Cincinnati | 4 | 1 | 1 | 0 | 0 | 2 | 2 | 0 | 0 | 1 | 0 | 0 | 0 | 13 | 25.0 | 75.0 | 3.3 |
| 12/03 | Arizona | 3 | 1 | 1 | 0 | 0 | 1 | 1 | 0 | 0 | 0 | 1 | 0 | 0 | 10 | 33.3 | 66.7 | 3.3 |
| 12/07 | New England | 2 | 1 | 0 | 1 | 0 | 0 | 0 | 0 | 0 | 0 | 1 | 0 | 0 | 8 | 50.0 | 50.0 | 4.0 |
| 12/16 | at Indianapolis | 2 | 2 | 1 | 0 | 1 | 0 | 0 | 0 | 0 | 0 | 0 | 0 | 0 | 13 | 100.0 | 100.0 | 6.5 |
| 12/23 | Cincinnati | 3 | 2 | 2 | 0 | 0 | 1 | 1 | 0 | 0 | 0 | 0 | 0 | 0 | 17 | 66.7 | 100.0 | 5.7 |
| 12/31 | at Seattle | 7 | 3 | 3 | 0 | 0 | 3 | 3 | 0 | 0 | 0 | 0 | 0 | 1 | 30 | 42.9 | 85.7 | 4.3 |
| 01/06 | at Baltimore | 2 | 1 | 1 | 0 | 0 | 1 | 1 | 0 | 0 | 0 | 0 | 0 | 0 | 10 | 50.0 | 100.0 | 5.0 |
| TOTALS | | 42 | 20 | 18 | 1 | 1 | 17 | 17 | 0 | 0 | 1 | 3 | 0 | 1 | 191 | 47.6 | 88.1 | 4.5 |

| OPPONENT | | | | | | | | | | | | | | | | | | |
|---------------|-----------------|-----------|-----------|-----------|----------|----------|-----------|-----------|----------|----------|----------|----------|----------|----------|------------|-------------|-------------|------------|
| Date | Opponent | Pos | TD | PAT | 2-Pt. | Miss PAT | FG | FGA | Bk/MFG | INT | Fum | Dwns | Half | Game | Pts | TD% | Score Pct. | Pts/Poss |
| 09/10 | San Francisco | 3 | 2 | 2 | 0 | 0 | 1 | 1 | 0 | 0 | 0 | 0 | 0 | 0 | 17 | 66.7 | 100.0 | 5.7 |
| 09/18 | Cleveland | 3 | 2 | 0 | 2 | 0 | 0 | 1 | 1 | 0 | 0 | 0 | 0 | 0 | 16 | 66.7 | 66.7 | 5.3 |
| 09/24 | at Las Vegas | 2 | 1 | 0 | 1 | 0 | 1 | 1 | 0 | 0 | 0 | 0 | 0 | 0 | 11 | 50.0 | 100.0 | 5.5 |
| 10/01 | at Houston | 3 | 2 | 2 | 0 | 0 | 1 | 1 | 0 | 0 | 0 | 0 | 0 | 0 | 17 | 66.7 | 100.0 | 5.7 |
| 10/08 | Baltimore | 3 | 1 | 1 | 0 | 0 | 1 | 1 | 0 | 1 | 0 | 0 | 0 | 0 | 10 | 33.3 | 66.7 | 3.3 |
| 10/22 | at L.A. Rams | 1 | 1 | 0 | 1 | 0 | 0 | 0 | 0 | 0 | 0 | 0 | 0 | 0 | 8 | 100.0 | 100.0 | 8.0 |
| 10/29 | Jacksonville | 3 | 0 | 0 | 0 | 0 | 1 | 1 | 0 | 1 | 1 | 0 | 0 | 0 | 3 | 0.0 | 33.3 | 1.0 |
| 11/02 | Tennessee | 4 | 1 | 1 | 0 | 0 | 2 | 2 | 0 | 1 | 0 | 0 | 0 | 0 | 13 | 25.0 | 75.0 | 3.3 |
| 11/12 | Green Bay | 5 | 1 | 1 | 0 | 0 | 2 | 2 | 0 | 2 | 0 | 0 | 0 | 0 | 13 | 20.0 | 60.0 | 2.6 |
| 11/19 | at Cleveland | 3 | 1 | 1 | 0 | 0 | 2 | 2 | 0 | 0 | 0 | 0 | 0 | 0 | 13 | 33.3 | 100.0 | 4.3 |
| 11/26 | at Cincinnati | 2 | 1 | 1 | 0 | 0 | 0 | 0 | 0 | 1 | 0 | 0 | 0 | 0 | 7 | 50.0 | 50.0 | 3.5 |
| 12/03 | Arizona | 3 | 3 | 3 | 0 | 0 | 0 | 0 | 0 | 0 | 0 | 0 | 0 | 0 | 21 | 100.0 | 100.0 | 7.0 |
| 12/07 | New England | 2 | 2 | 2 | 0 | 0 | 0 | 0 | 0 | 0 | 0 | 0 | 0 | 0 | 14 | 100.0 | 100.0 | 7.0 |
| 12/16 | at Indianapolis | 6 | 3 | 3 | 0 | 0 | 2 | 2 | 0 | 0 | 0 | 1 | 0 | 0 | 27 | 50.0 | 83.3 | 4.5 |
| 12/23 | Cincinnati | 3 | 0 | 0 | 0 | 0 | 1 | 1 | 0 | 1 | 0 | 1 | 0 | 0 | 3 | 0.0 | 33.3 | 1.0 |
| 12/31 | at Seattle | 3 | 2 | 2 | 0 | 0 | 1 | 1 | 0 | 0 | 0 | 0 | 0 | 0 | 17 | 66.7 | 100.0 | 5.7 |
| 01/06 | at Baltimore | 1 | 0 | 0 | 0 | 0 | 1 | 1 | 0 | 0 | 0 | 0 | 0 | 0 | 3 | 0.0 | 100.0 | 3.0 |
| TOTALS | | 50 | 23 | 19 | 4 | 0 | 16 | 17 | 1 | 7 | 1 | 2 | 0 | 0 | 213 | 46.0 | 78.0 | 4.3 |

| Date | Opponent | STEELERS | | | | | | | | | | | | OPPONENT | | | | | | | | | | | |
|---------------|-----------------|------------|--------------|------------|------------|--------------|------------|------------|--------------|------------|-----------|-----------|------------|------------|--------------|------------|------------|--------------|------------|------------|--------------|------------|-----------|-----------|------------|
| | | 1ST DOWN | | | 2ND DOWN | | | 3RD DOWN | | | 4TH DOWN | | | 1ST DOWN | | | 2ND DOWN | | | 3RD DOWN | | | 4TH DOWN | | |
| | | Att | Yds | Avg | Att | Yds | Avg | Att | Yds | Avg | Att | Yds | Avg | Att | Yds | Avg | Att | Yds | Avg | Att | Yds | Avg | Att | Yds | Avg |
| 09/10 | San Francisco | 24 | 81 | 3.4 | 19 | 94 | 4.9 | 15 | 66 | 4.4 | 3 | -2 | -0.7 | 30 | 177 | 5.9 | 22 | 126 | 5.7 | 13 | 77 | 5.9 | 1 | 11 | 11.0 |
| 09/18 | Cleveland | 22 | 119 | 5.4 | 17 | 49 | 2.9 | 14 | 87 | 6.2 | 0 | 0 | 0.0 | 33 | 147 | 4.5 | 29 | 180 | 6.2 | 17 | 84 | 4.9 | 2 | 1 | 0.5 |
| 09/24 | at Las Vegas | 27 | 138 | 5.1 | 18 | 61 | 3.4 | 15 | 134 | 8.9 | 0 | 0 | 0.0 | 29 | 116 | 4.0 | 23 | 143 | 6.2 | 13 | 71 | 5.5 | 2 | 32 | 16.0 |
| 10/01 | at Houston | 22 | 78 | 3.5 | 19 | 58 | 3.1 | 14 | 98 | 7.0 | 1 | -9 | -9.0 | 32 | 161 | 5.0 | 24 | 214 | 8.9 | 12 | 80 | 6.7 | 1 | 0 | 0.0 |
| 10/08 | Baltimore | 28 | 107 | 3.8 | 22 | 120 | 5.5 | 15 | 62 | 4.1 | 0 | 0 | 0.0 | 29 | 136 | 4.7 | 22 | 115 | 5.2 | 14 | 90 | 6.4 | 2 | -6 | -3.0 |
| 10/22 | at L.A. Rams | 25 | 131 | 5.2 | 17 | 81 | 4.8 | 13 | 87 | 6.7 | 1 | 1 | 1.0 | 26 | 124 | 4.8 | 20 | 103 | 5.2 | 16 | 127 | 7.9 | 0 | 0 | 0.0 |
| 10/29 | Jacksonville | 27 | 119 | 4.4 | 23 | 128 | 5.6 | 12 | 14 | 1.2 | 2 | 0 | 0.0 | 29 | 121 | 4.2 | 23 | 155 | 6.7 | 13 | 101 | 7.8 | 0 | 0 | 0.0 |
| 11/02 | Tennessee | 28 | 142 | 5.1 | 20 | 94 | 4.7 | 12 | 90 | 7.5 | 0 | 0 | 0.0 | 31 | 195 | 6.3 | 22 | 116 | 5.3 | 13 | 23 | 1.8 | 2 | 6 | 3.0 |
| 11/12 | Green Bay | 28 | 181 | 6.5 | 18 | 79 | 4.4 | 13 | 56 | 4.3 | 1 | 8 | 8.0 | 25 | 162 | 6.5 | 22 | 82 | 3.7 | 16 | 137 | 8.6 | 2 | 18 | 9.0 |
| 11/19 | at Cleveland | 23 | 74 | 3.2 | 19 | 117 | 6.2 | 14 | 57 | 4.1 | 1 | 1 | 1.0 | 29 | 86 | 3.0 | 26 | 111 | 4.3 | 17 | 58 | 3.4 | 1 | 4 | 4.0 |
| 11/26 | at Cincinnati | 31 | 214 | 6.9 | 20 | 33 | 1.7 | 17 | 174 | 10.2 | 0 | 0 | 0.0 | 18 | 117 | 6.5 | 13 | 108 | 8.3 | 10 | -3 | -0.3 | 0 | 0 | 0.0 |
| 12/03 | Arizona | 27 | 159 | 5.9 | 19 | 104 | 5.5 | 11 | 54 | 4.9 | 1 | 0 | 0.0 | 25 | 85 | 3.4 | 21 | 68 | 3.2 | 17 | 129 | 7.6 | 0 | 0 | 0.0 |
| 12/07 | New England | 28 | 129 | 4.6 | 21 | 107 | 5.1 | 14 | 25 | 1.8 | 3 | 3 | 1.0 | 24 | 144 | 6.0 | 18 | 84 | 4.7 | 13 | 75 | 5.8 | 0 | 0 | 0.0 |
| 12/16 | at Indianapolis | 23 | 92 | 4.0 | 16 | 53 | 3.3 | 12 | 76 | 6.3 | 3 | 5 | 1.7 | 26 | 140 | 5.4 | 22 | 123 | 5.6 | 15 | 99 | 6.6 | 2 | 10 | 5.0 |
| 12/23 | Cincinnati | 23 | 96 | 4.2 | 21 | 143 | 6.8 | 14 | 158 | 11.3 | 0 | 0 | 0.0 | 27 | 214 | 7.9 | 19 | 77 | 4.1 | 13 | 77 | 5.9 | 2 | 0 | 0.0 |
| 12/31 | at Seattle | 32 | 269 | 8.4 | 23 | 94 | 4.1 | 13 | 102 | 7.8 | 3 | 3 | 1.0 | 25 | 178 | 7.1 | 15 | 148 | 9.9 | 9 | 60 | 6.7 | 0 | 0 | 0.0 |
| 01/06 | at Baltimore | 26 | 120 | 4.6 | 21 | 75 | 3.6 | 15 | 94 | 6.3 | 0 | 0 | 0.0 | 24 | 88 | 3.7 | 19 | 104 | 5.5 | 13 | 26 | 2.0 | 1 | 6 | 6.0 |
| TOTALS | | 444 | 2,249 | 5.1 | 333 | 1,490 | 4.5 | 233 | 1,434 | 6.2 | 19 | 10 | 0.5 | 462 | 2,391 | 5.2 | 360 | 2,057 | 5.7 | 234 | 1,311 | 5.6 | 18 | 82 | 4.6 |

| STEELERS | | | | | | | | | | | | |
|---------------------------------------|-----------------|----------------|---------------|---------------------------------------|----------------|---------------|----------------|--|---------------|---------------|----------------|-----------------|
| Date | Opponent | 3rd & 1 | 3rd & 2 | 3rd & 3 | 3rd & 4 | 3rd & 5 | 3rd & 6 | 3rd & 7 | 3rd & 8 | 3rd & 9 | 3rd & 10+ | Total |
| 09/10 | San Francisco | 2 / 2 | 2 / 2 | 0 / 1 | 0 / 2 | 0 / 2 | 0 / 2 | 0 / 0 | 0 / 1 | 0 / 0 | 1 / 3 | 5 / 15 |
| 09/18 | Cleveland | 0 / 1 | 0 / 1 | 1 / 2 | 0 / 0 | 0 / 1 | 0 / 0 | 0 / 0 | 1 / 1 | 0 / 1 | 2 / 7 | 4 / 14 |
| 09/24 | at Las Vegas | 1 / 2 | 1 / 2 | 0 / 0 | 0 / 1 | 1 / 1 | 0 / 2 | 1 / 2 | 1 / 2 | 1 / 1 | 0 / 2 | 6 / 15 |
| 10/01 | at Houston | 2 / 2 | 0 / 2 | 0 / 0 | 2 / 2 | 0 / 1 | 0 / 0 | 2 / 2 | 0 / 2 | 0 / 0 | 0 / 3 | 6 / 14 |
| 10/08 | Baltimore | 0 / 1 | 0 / 0 | 0 / 0 | 1 / 2 | 0 / 0 | 2 / 3 | 1 / 4 | 1 / 1 | 1 / 1 | 0 / 3 | 6 / 15 |
| 10/22 | at L.A. Rams | 2 / 2 | 0 / 0 | 1 / 1 | 0 / 0 | 0 / 0 | 0 / 0 | 0 / 2 | 1 / 2 | 0 / 2 | 0 / 3 | 4 / 12 |
| 10/29 | Jacksonville | 0 / 0 | 2 / 4 | 1 / 1 | 0 / 0 | 0 / 1 | 0 / 1 | 0 / 2 | 0 / 0 | 0 / 0 | 0 / 3 | 3 / 12 |
| 11/02 | Tennessee | 1 / 1 | 2 / 2 | 1 / 2 | 0 / 0 | 0 / 0 | 2 / 2 | 0 / 1 | 0 / 2 | 0 / 0 | 0 / 2 | 6 / 12 |
| 11/12 | Green Bay | 2 / 3 | 0 / 2 | 1 / 2 | 0 / 0 | 0 / 0 | 1 / 1 | 0 / 0 | 0 / 0 | 0 / 1 | 0 / 4 | 4 / 13 |
| 11/19 | at Cleveland | 1 / 1 | 0 / 1 | 0 / 0 | 1 / 2 | 0 / 1 | 0 / 0 | 0 / 0 | 0 / 1 | 0 / 0 | 1 / 8 | 3 / 14 |
| 11/26 | at Cincinnati | 1 / 1 | 0 / 1 | 1 / 1 | 1 / 2 | 1 / 1 | 1 / 2 | 0 / 0 | 1 / 1 | 1 / 1 | 1 / 7 | 8 / 17 |
| 12/03 | Arizona | 0 / 0 | 0 / 1 | 1 / 2 | 0 / 0 | 1 / 4 | 0 / 2 | 0 / 0 | 0 / 0 | 1 / 1 | 1 / 1 | 4 / 11 |
| 12/07 | New England | 1 / 1 | 0 / 1 | 0 / 1 | 1 / 1 | 0 / 2 | 0 / 2 | 0 / 0 | 0 / 2 | 0 / 2 | 1 / 2 | 3 / 14 |
| 12/16 | at Indianapolis | 0 / 1 | 0 / 0 | 1 / 2 | 1 / 1 | 0 / 1 | 1 / 1 | 0 / 1 | 0 / 0 | 0 / 0 | 1 / 5 | 4 / 12 |
| 12/23 | Cincinnati | 2 / 2 | 0 / 1 | 1 / 1 | 0 / 1 | 1 / 2 | 1 / 1 | 0 / 0 | 0 / 0 | 0 / 0 | 2 / 6 | 7 / 14 |
| 12/31 | at Seattle | 1 / 2 | 0 / 0 | 0 / 1 | 2 / 2 | 1 / 3 | 1 / 1 | 1 / 1 | 0 / 1 | 0 / 0 | 0 / 2 | 6 / 13 |
| 01/06 | at Baltimore | 3 / 3 | 0 / 1 | 1 / 3 | 1 / 2 | 0 / 0 | 1 / 2 | 0 / 0 | 0 / 1 | 0 / 0 | 0 / 3 | 6 / 15 |
| TOTALS | | 19 / 25 | 7 / 21 | 10 / 20 | 10 / 18 | 5 / 20 | 10 / 22 | 5 / 15 | 5 / 17 | 4 / 10 | 10 / 64 | 85 / 232 |
| | | 76.0% | 33.3% | 50.0% | 55.6% | 25.0% | 45.5% | 33.3% | 29.4% | 40.0% | 15.6% | 36.6% |
| 3RD & 1-3: 36 / 66 = 54.5% | | | | 3RD & 4-6: 25 / 60 = 41.7% | | | | 3RD & 7-10+: 24 / 106 = 22.6% | | | | |

| OPPONENT | | | | | | | | | | | | |
|---------------------------------------|-----------------|----------------|----------------|---------------------------------------|---------------|---------------|---------------|--|---------------|---------------|----------------|-----------------|
| Date | Opponent | 3rd & 1 | 3rd & 2 | 3rd & 3 | 3rd & 4 | 3rd & 5 | 3rd & 6 | 3rd & 7 | 3rd & 8 | 3rd & 9 | 3rd & 10+ | Total |
| 09/10 | San Francisco | 1 / 2 | 0 / 1 | 0 / 0 | 1 / 1 | 0 / 0 | 1 / 2 | 1 / 2 | 1 / 2 | 0 / 0 | 1 / 3 | 6 / 13 |
| 09/18 | Cleveland | 1 / 2 | 0 / 0 | 1 / 1 | 1 / 1 | 0 / 0 | 1 / 1 | 0 / 3 | 0 / 1 | 0 / 0 | 1 / 7 | 5 / 16 |
| 09/24 | at Las Vegas | 4 / 5 | 0 / 0 | 0 / 2 | 0 / 2 | 0 / 1 | 0 / 0 | 0 / 0 | 0 / 0 | 0 / 0 | 0 / 3 | 4 / 13 |
| 10/01 | at Houston | 1 / 2 | 0 / 0 | 2 / 2 | 1 / 1 | 0 / 1 | 0 / 3 | 1 / 1 | 0 / 0 | 0 / 1 | 1 / 1 | 6 / 12 |
| 10/08 | Baltimore | 1 / 1 | 2 / 2 | 0 / 1 | 0 / 1 | 0 / 1 | 0 / 2 | 0 / 1 | 0 / 0 | 0 / 0 | 2 / 5 | 5 / 14 |
| 10/22 | at L.A. Rams | 3 / 3 | 0 / 0 | 1 / 2 | 0 / 1 | 0 / 1 | 1 / 1 | 2 / 2 | 0 / 0 | 0 / 1 | 2 / 5 | 9 / 16 |
| 10/29 | Jacksonville | 2 / 2 | 0 / 1 | 1 / 1 | 1 / 1 | 1 / 1 | 0 / 0 | 1 / 1 | 0 / 0 | 0 / 1 | 0 / 5 | 6 / 13 |
| 11/02 | Tennessee | 0 / 0 | 1 / 1 | 1 / 1 | 0 / 1 | 0 / 2 | 0 / 0 | 0 / 2 | 0 / 3 | 0 / 1 | 1 / 2 | 3 / 13 |
| 11/12 | Green Bay | 1 / 1 | 1 / 2 | 2 / 2 | 0 / 1 | 0 / 1 | 0 / 1 | 2 / 3 | 0 / 1 | 0 / 1 | 2 / 3 | 8 / 16 |
| 11/19 | at Cleveland | 1 / 2 | 0 / 0 | 2 / 2 | 1 / 2 | 0 / 1 | 0 / 1 | 0 / 1 | 0 / 1 | 0 / 1 | 0 / 6 | 4 / 17 |
| 11/26 | at Cincinnati | 0 / 0 | 0 / 1 | 1 / 2 | 0 / 0 | 0 / 2 | 0 / 0 | 0 / 2 | 0 / 0 | 1 / 1 | 0 / 2 | 2 / 10 |
| 12/03 | Arizona | 1 / 1 | 1 / 1 | 1 / 1 | 0 / 2 | 2 / 2 | 3 / 3 | 0 / 0 | 1 / 1 | 0 / 1 | 1 / 5 | 10 / 17 |
| 12/07 | New England | 0 / 1 | 1 / 3 | 1 / 1 | 0 / 0 | 0 / 0 | 0 / 0 | 1 / 2 | 0 / 0 | 1 / 2 | 0 / 4 | 4 / 13 |
| 12/16 | at Indianapolis | 2 / 3 | 2 / 5 | 0 / 0 | 0 / 0 | 2 / 2 | 0 / 1 | 0 / 2 | 0 / 0 | 0 / 0 | 0 / 2 | 6 / 15 |
| 12/23 | Cincinnati | 2 / 3 | 1 / 1 | 1 / 1 | 0 / 0 | 1 / 1 | 0 / 1 | 0 / 0 | 1 / 1 | 0 / 1 | 0 / 4 | 6 / 13 |
| 12/31 | at Seattle | 0 / 0 | 1 / 1 | 1 / 1 | 0 / 1 | 0 / 1 | 0 / 1 | 0 / 0 | 0 / 0 | 0 / 1 | 1 / 3 | 3 / 9 |
| 01/06 | at Baltimore | 0 / 1 | 0 / 0 | 1 / 2 | 0 / 0 | 0 / 1 | 2 / 2 | 0 / 2 | 0 / 1 | 1 / 2 | 0 / 2 | 4 / 13 |
| TOTALS | | 20 / 29 | 10 / 19 | 16 / 22 | 5 / 15 | 6 / 18 | 8 / 19 | 8 / 24 | 3 / 11 | 3 / 14 | 12 / 62 | 91 / 233 |
| | | 69.0% | 52.6% | 72.7% | 33.3% | 33.3% | 42.1% | 33.3% | 27.3% | 21.4% | 19.4% | 39.1% |
| 3RD & 1-3: 46 / 70 = 65.7% | | | | 3RD & 4-6: 19 / 52 = 36.5% | | | | 3RD & 7-10+: 26 / 111 = 23.4% | | | | |

| Date | Opponent | STEELERS | | | | | | OPPONENT | | | | | | |
|---------------|-----------------|--------------|-------------|---------------|-------------|--------------|--------------|--------------|--------------|-------------|-------------|--------------|--------------|-----|
| | | 4th & 1 | 4th & 2 | 4th & 3 | 4th & 4 | 4th & 5+ | Total | 4th & 1 | 4th & 2 | 4th & 3 | 4th & 4 | 4th & 5+ | Total | |
| 09/10 | San Francisco | 0/0 | 0/0 | 1/1 | 0/1 | 0/1 | 1/3 | 1/1 | 0/0 | 0/0 | 0/0 | 0/0 | 0/0 | 1/1 |
| 09/18 | Cleveland | 0/0 | 0/0 | 0/0 | 0/0 | 0/0 | 0/0 | 0/1 | 0/0 | 0/0 | 0/0 | 0/0 | 0/1 | 0/2 |
| 09/24 | at Las Vegas | 0/0 | 0/0 | 0/0 | 0/0 | 0/0 | 0/0 | 1/1 | 0/0 | 0/0 | 0/0 | 0/0 | 0/1 | 1/2 |
| 10/01 | at Houston | 0/1 | 0/0 | 0/0 | 0/0 | 0/0 | 0/1 | 0/1 | 0/0 | 0/0 | 0/0 | 0/0 | 0/0 | 0/1 |
| 10/08 | Baltimore | 0/0 | 0/0 | 0/0 | 0/0 | 0/0 | 0/0 | 0/0 | 0/1 | 0/0 | 0/0 | 0/0 | 0/1 | 0/2 |
| 10/22 | at L.A. Rams | 1/1 | 0/0 | 0/0 | 0/0 | 0/0 | 1/1 | 0/0 | 0/0 | 0/0 | 0/0 | 0/0 | 0/0 | 0/0 |
| 10/29 | Jacksonville | 0/0 | 0/1 | 0/0 | 0/0 | 0/1 | 0/2 | 0/0 | 0/0 | 0/0 | 0/0 | 0/0 | 0/0 | 0/0 |
| 11/02 | Tennessee | 0/0 | 0/0 | 0/0 | 0/0 | 0/0 | 0/0 | 1/1 | 0/0 | 0/0 | 0/0 | 0/1 | 0/0 | 1/2 |
| 11/12 | Green Bay | 1/1 | 0/0 | 0/0 | 0/0 | 0/0 | 1/1 | 0/0 | 1/1 | 0/0 | 0/0 | 0/0 | 1/1 | 2/2 |
| 11/19 | at Cleveland | 1/1 | 0/0 | 0/0 | 0/0 | 0/0 | 1/1 | 1/1 | 0/0 | 0/0 | 0/0 | 0/0 | 0/0 | 1/1 |
| 11/26 | at Cincinnati | 0/0 | 0/0 | 0/0 | 0/0 | 0/0 | 0/0 | 0/0 | 0/0 | 0/0 | 0/0 | 0/0 | 0/0 | 0/0 |
| 12/03 | Arizona | 0/1 | 0/0 | 0/0 | 0/0 | 0/0 | 0/1 | 0/0 | 0/0 | 0/0 | 0/0 | 0/0 | 0/0 | 0/0 |
| 12/07 | New England | 1/1 | 0/2 | 0/0 | 0/0 | 0/0 | 1/3 | 0/0 | 0/0 | 0/0 | 0/0 | 0/0 | 0/0 | 0/0 |
| 12/16 | at Indianapolis | 1/1 | 0/0 | 0/0 | 0/0 | 1/2 | 2/3 | 1/2 | 0/0 | 0/0 | 0/0 | 0/0 | 0/0 | 1/2 |
| 12/23 | Cincinnati | 0/0 | 0/0 | 0/0 | 0/0 | 0/0 | 0/0 | 0/1 | 0/0 | 0/0 | 0/0 | 0/0 | 0/1 | 0/2 |
| 12/31 | at Seattle | 2/2 | 0/0 | 0/0 | 0/0 | 0/1 | 2/3 | 0/0 | 0/0 | 0/0 | 0/0 | 0/0 | 0/0 | 0/0 |
| 01/06 | at Baltimore | 0/0 | 0/0 | 0/0 | 0/0 | 0/0 | 0/0 | 1/1 | 0/0 | 0/0 | 0/0 | 0/0 | 0/0 | 1/1 |
| TOTALS | | 7/9 | 0/3 | 1/1 | 0/1 | 1/5 | 9/19 | 6/10 | 1/2 | 0/0 | 0/1 | 1/5 | 8/18 | |
| | | 77.8% | 0.0% | 100.0% | 0.0% | 20.0% | 47.4% | 60.0% | 50.0% | 0.0% | 0.0% | 20.0% | 44.4% | |

SEPTEMBER 10, 2023
STEELERS VS. SAN FRANCISCO 49ERS
L 30-7

| TOP TACKLERS | | SACKS | | INTS | | FORCED FUMBLES | | RECOVERED FUMBLES | |
|----------------|-----|---------|-----|--------|-----|----------------|-----|-------------------|-----|
| PLAYER | NO. | PLAYER | NO. | PLAYER | NO. | PLAYER | NO. | PLAYER | NO. |
| K. Alexander | 8 | T. Watt | 3.0 | | | T. Watt | 2 | T. Watt | 1 |
| E. Roberts | 8 | | | | | C. Holcomb | 1 | | |
| A. Highsmith | 7 | | | | | | | | |
| C. Holcomb | 5 | | | | | | | | |
| K. Neal | 5 | | | | | | | | |
| T. Watt | 5 | | | | | | | | |
| M. Fitzpatrick | 4 | | | | | | | | |
| D. Kazez | 4 | | | | | | | | |
| K. Benton | 3 | | | | | | | | |
| M. Golden | 3 | | | | | | | | |
| D. Leal | 3 | | | | | | | | |
| L. Wallace | 3 | | | | | | | | |
| M. Adams Sr. | 2 | | | | | | | | |
| L. Ogunjobi | 2 | | | | | | | | |
| P. Peterson | 2 | | | | | | | | |
| N. Herbig | 1 | | | | | | | | |
| I. Loudermilk | 1 | | | | | | | | |
| J. Porter Jr. | 1 | | | | | | | | |

SEPTEMBER 18, 2023
STEELERS VS. CLEVELAND BROWNS
W 26-22

| TOP TACKLERS | | SACKS | | INTS | | FORCED FUMBLES | | RECOVERED FUMBLES | |
|----------------|-----|--------------|-----|--------------|-----|----------------|-----|-------------------|-----|
| PLAYER | NO. | PLAYER | NO. | PLAYER | NO. | PLAYER | NO. | PLAYER | NO. |
| K. Alexander | 9 | M. Golden | 1.0 | A. Highsmith | 1 | M. Adams Sr. | 1 | D. Kazez | 1 |
| C. Holcomb | 8 | A. Highsmith | 1.0 | | | A. Highsmith | 1 | L. Ogunjobi | 1 |
| A. Highsmith | 7 | D. Leal | 1.0 | | | C. Holcomb | 1 | T. Watt | 1 |
| M. Fitzpatrick | 6 | L. Ogunjobi | 1.0 | | | | | | |
| D. Kazez | 6 | E. Riley | 1.0 | | | | | | |
| K. Neal | 6 | T. Watt | 1.0 | | | | | | |
| L. Wallace | 5 | | | | | | | | |
| L. Ogunjobi | 4 | | | | | | | | |
| C. Sullivan | 4 | | | | | | | | |
| T. Watt | 4 | | | | | | | | |
| M. Adams Sr. | 3 | | | | | | | | |
| N. Herbig | 3 | | | | | | | | |
| D. Leal | 3 | | | | | | | | |
| K. Benton | 2 | | | | | | | | |
| M. Golden | 2 | | | | | | | | |
| P. Peterson | 2 | | | | | | | | |
| E. Roberts | 2 | | | | | | | | |
| A. Watts | 2 | | | | | | | | |
| E. Riley | 1 | | | | | | | | |

SEPTEMBER 24, 2023
STEELERS @ LAS VEGAS RAIDERS
W 23-18

| TOP TACKLERS | | SACKS | | INTS | | FORCED FUMBLES | | RECOVERED FUMBLES | |
|----------------|-----|-----------|-----|-------------|-----|----------------|-----|-------------------|-----|
| PLAYER | NO. | PLAYER | NO. | PLAYER | NO. | PLAYER | NO. | PLAYER | NO. |
| M. Fitzpatrick | 11 | T. Watt | 2.0 | L. Wallace | 2 | | | | |
| K. Alexander | 7 | K. Benton | 1.0 | P. Peterson | 1 | | | | |
| L. Wallace | 6 | M. Golden | 1.0 | | | | | | |
| C. Holcomb | 5 | | | | | | | | |
| P. Peterson | 5 | | | | | | | | |
| K. Neal | 4 | | | | | | | | |
| E. Roberts | 3 | | | | | | | | |
| M. Adams Sr. | 2 | | | | | | | | |
| M. Golden | 2 | | | | | | | | |
| D. Kazez | 2 | | | | | | | | |
| D. Leal | 2 | | | | | | | | |
| J. Porter Jr. | 2 | | | | | | | | |
| M. Robinson | 2 | | | | | | | | |
| T. Watt | 2 | | | | | | | | |
| K. Benton | 1 | | | | | | | | |
| L. Ogunjobi | 1 | | | | | | | | |

OCTOBER 1, 2023
STEELERS @ HOUSTON TEXANS
L 30-6

| TOP TACKLERS | | SACKS | | INTS | | FORCED FUMBLES | | RECOVERED FUMBLES | |
|----------------|-----|--------|-----|--------|-----|----------------|-----|-------------------|-----|
| PLAYER | NO. | PLAYER | NO. | PLAYER | NO. | PLAYER | NO. | PLAYER | NO. |
| M. Fitzpatrick | 11 | | | | | K. Benton | 1 | | |
| E. Roberts | 10 | | | | | | | | |
| C. Holcomb | 7 | | | | | | | | |
| P. Peterson | 5 | | | | | | | | |
| M. Adams Sr. | 4 | | | | | | | | |
| K. Alexander | 4 | | | | | | | | |
| K. Benton | 4 | | | | | | | | |
| K. Neal | 4 | | | | | | | | |
| L. Ogunjobi | 4 | | | | | | | | |
| L. Wallace | 4 | | | | | | | | |
| A. Highsmith | 3 | | | | | | | | |
| D. Kazez | 3 | | | | | | | | |
| D. Leal | 2 | | | | | | | | |
| C. Sullivan | 2 | | | | | | | | |
| T. Watt | 2 | | | | | | | | |
| I. Loudermilk | 1 | | | | | | | | |

OCTOBER 8, 2023
STEELERS VS. BALTIMORE RAVENS
W 17-10

| TOP TACKLERS | | SACKS | | INTS | | FORCED FUMBLES | | RECOVERED FUMBLES | |
|----------------|-----|--------------|-----|---------------|-----|----------------|-----|-------------------|-----|
| PLAYER | NO. | PLAYER | NO. | PLAYER | NO. | PLAYER | NO. | PLAYER | NO. |
| M. Fitzpatrick | 9 | T. Watt | 2.0 | J. Porter Jr. | 1 | A. Highsmith | 1 | D. Kazez | 1 |
| C. Holcomb | 9 | K. Alexander | 1.0 | | | L. Ogunjobi | 1 | T. Watt | 1 |
| E. Roberts | 8 | A. Highsmith | 1.0 | | | C. Sullivan | 1 | | |
| K. Alexander | 6 | | | | | | | | |
| K. Neal | 5 | | | | | | | | |
| K. Benton | 3 | | | | | | | | |
| D. Kazez | 3 | | | | | | | | |
| L. Wallace | 3 | | | | | | | | |
| M. Adams Sr. | 2 | | | | | | | | |
| A. Highsmith | 2 | | | | | | | | |
| I. Loudermilk | 2 | | | | | | | | |
| J. Porter Jr. | 2 | | | | | | | | |
| C. Sullivan | 2 | | | | | | | | |
| T. Watt | 2 | | | | | | | | |
| L. Ogunjobi | 1 | | | | | | | | |
| P. Peterson | 1 | | | | | | | | |
| A. Watts | 1 | | | | | | | | |

OCTOBER 22, 2023
STEELERS @ LOS ANGELES RAMS
W 24-17

| TOP TACKLERS | | SACKS | | INTS | | FORCED FUMBLES | | RECOVERED FUMBLES | |
|----------------|-----|-------------|-----|---------|-----|----------------|-----|-------------------|-----|
| PLAYER | NO. | PLAYER | NO. | PLAYER | NO. | PLAYER | NO. | PLAYER | NO. |
| M. Fitzpatrick | 11 | N. Herbig | 1.0 | T. Watt | 1 | | | | |
| C. Holcomb | 8 | L. Ogunjobi | 1.0 | | | | | | |
| D. Kazez | 7 | | | | | | | | |
| M. Adams Sr. | 4 | | | | | | | | |
| K. Neal | 4 | | | | | | | | |
| L. Ogunjobi | 4 | | | | | | | | |
| K. Alexander | 3 | | | | | | | | |
| P. Peterson | 3 | | | | | | | | |
| J. Porter Jr. | 3 | | | | | | | | |
| E. Roberts | 3 | | | | | | | | |
| L. Wallace | 3 | | | | | | | | |
| N. Herbig | 2 | | | | | | | | |
| A. Highsmith | 2 | | | | | | | | |
| D. Leal | 2 | | | | | | | | |
| C. Sullivan | 1 | | | | | | | | |
| T. Watt | 1 | | | | | | | | |

OCTOBER 29, 2023
STEELERS VS. JACKSONVILLE JAGUARS
L 20-10

| TOP TACKLERS | | SACKS | | INTS | | FORCED FUMBLES | | RECOVERED FUMBLES | |
|----------------|-----|--------------|-----|----------|-----|----------------|-----|-------------------|-----|
| PLAYER | NO. | PLAYER | NO. | PLAYER | NO. | PLAYER | NO. | PLAYER | NO. |
| C. Holcomb | 10 | E. Roberts | 1.5 | D. Kazez | 1 | K. Alexander | 1 | C. Holcomb | 1 |
| K. Neal | 7 | A. Highsmith | 0.5 | | | N. Herbig | 1 | K. Neal | 1 |
| D. Kazez | 5 | T. Watt | 0.5 | | | | | | |
| L. Ogunjobi | 5 | A. Watts | 0.5 | | | | | | |
| J. Porter Jr. | 5 | | | | | | | | |
| E. Roberts | 5 | | | | | | | | |
| M. Adams Sr. | 4 | | | | | | | | |
| A. Highsmith | 4 | | | | | | | | |
| M. Golden | 3 | | | | | | | | |
| K. Alexander | 2 | | | | | | | | |
| M. Fitzpatrick | 2 | | | | | | | | |
| M. Killebrew | 2 | | | | | | | | |
| I. Loudermilk | 2 | | | | | | | | |
| P. Peterson | 2 | | | | | | | | |
| C. Sullivan | 2 | | | | | | | | |
| T. Watt | 2 | | | | | | | | |
| A. Watts | 2 | | | | | | | | |
| K. Benton | 1 | | | | | | | | |
| N. Herbig | 1 | | | | | | | | |
| D. Leal | 1 | | | | | | | | |

NOVEMBER 2, 2023
STEELERS VS. TENNESSEE TITANS
W 20-16

| TOP TACKLERS | | SACKS | | INTS | | FORCED FUMBLES | | RECOVERED FUMBLES | |
|---------------|-----|--------------|-----|--------------|-----|----------------|-----|-------------------|-----|
| PLAYER | NO. | PLAYER | NO. | PLAYER | NO. | PLAYER | NO. | PLAYER | NO. |
| E. Roberts | 9 | A. Highsmith | 2.0 | K. Alexander | 1 | | | | |
| K. Neal | 7 | M. Golden | 1.0 | | | | | | |
| C. Heyward | 6 | T. Watt | 1.0 | | | | | | |
| L. Ogunjobi | 5 | | | | | | | | |
| A. Highsmith | 4 | | | | | | | | |
| D. Kazez | 4 | | | | | | | | |
| T. Watt | 4 | | | | | | | | |
| P. Peterson | 3 | | | | | | | | |
| J. Porter Jr. | 3 | | | | | | | | |
| D. Rush | 3 | | | | | | | | |
| K. Alexander | 2 | | | | | | | | |
| K. Benton | 2 | | | | | | | | |
| C. Holcomb | 2 | | | | | | | | |
| D. Leal | 2 | | | | | | | | |
| I. Loudermilk | 2 | | | | | | | | |
| M. Golden | 1 | | | | | | | | |

NOVEMBER 12, 2023
STEELERS VS. GREEN BAY PACKERS
W 23-19

| TOP TACKLERS | | SACKS | | INTS | | FORCED FUMBLES | | RECOVERED FUMBLES | |
|---------------|-----|---------|-----|----------|-----|----------------|-----|-------------------|-----|
| PLAYER | NO. | PLAYER | NO. | PLAYER | NO. | PLAYER | NO. | PLAYER | NO. |
| K. Neal | 8 | T. Watt | 1.0 | D. Kazez | 1 | | | | |
| E. Roberts | 8 | | | K. Neal | 1 | | | | |
| T. Watt | 8 | | | | | | | | |
| K. Benton | 6 | | | | | | | | |
| D. Kazez | 5 | | | | | | | | |
| J. Porter Jr. | 4 | | | | | | | | |
| C. Heyward | 3 | | | | | | | | |
| A. Highsmith | 3 | | | | | | | | |
| E. Riley | 3 | | | | | | | | |
| M. Robinson | 3 | | | | | | | | |
| I. Loudermilk | 2 | | | | | | | | |
| P. Peterson | 2 | | | | | | | | |
| L. Ogunjobi | 1 | | | | | | | | |
| L. Wallace | 1 | | | | | | | | |

NOVEMBER 19, 2023
STEELERS @ CLEVELAND BROWNS
L 23-10

| TOP TACKLERS | | SACKS | | INTS | | FORCED FUMBLES | | RECOVERED FUMBLES | |
|---------------|-----|---------|-----|-------------|-----|----------------|-----|-------------------|-----|
| PLAYER | NO. | PLAYER | NO. | PLAYER | NO. | PLAYER | NO. | PLAYER | NO. |
| E. Roberts | 15 | T. Watt | 1.0 | C. Sullivan | 1 | | | | |
| A. Highsmith | 6 | | | | | | | | |
| J. Porter Jr. | 6 | | | | | | | | |
| T. Thompson | 6 | | | | | | | | |
| T. Watt | 6 | | | | | | | | |
| C. Heyward | 5 | | | | | | | | |
| D. Kazez | 5 | | | | | | | | |
| K. Benton | 4 | | | | | | | | |
| P. Peterson | 3 | | | | | | | | |
| E. Riley | 3 | | | | | | | | |
| A. Watts | 3 | | | | | | | | |
| C. Sullivan | 2 | | | | | | | | |
| M. Walker | 2 | | | | | | | | |
| N. Herbig | 1 | | | | | | | | |
| M. Killebrew | 1 | | | | | | | | |
| I. Loudermilk | 1 | | | | | | | | |
| L. Ogunjobi | 1 | | | | | | | | |

NOVEMBER 26, 2023
STEELERS @ CINCINNATI BENGALS
W 16-10

| TOP TACKLERS | | SACKS | | INTS | | FORCED FUMBLES | | RECOVERED FUMBLES | |
|---------------|-----|------------|-----|-------------|-----|----------------|-----|-------------------|-----|
| PLAYER | NO. | PLAYER | NO. | PLAYER | NO. | PLAYER | NO. | PLAYER | NO. |
| E. Roberts | 6 | T. Watt | 2.0 | T. Thompson | 1 | T. Watt | 1 | | |
| D. Kazez | 5 | N. Herbig | 1.0 | | | | | | |
| T. Thompson | 5 | C. Heyward | 1.0 | | | | | | |
| M. Walker | 5 | | | | | | | | |
| T. Watt | 5 | | | | | | | | |
| C. Heyward | 4 | | | | | | | | |
| K. Benton | 2 | | | | | | | | |
| P. Peterson | 2 | | | | | | | | |
| J. Porter Jr. | 2 | | | | | | | | |
| N. Herbig | 1 | | | | | | | | |
| A. Highsmith | 1 | | | | | | | | |
| C. Sullivan | 1 | | | | | | | | |

DECEMBER 3, 2023
STEELERS VS. ARIZONA CARDINALS
L 24-10

| TOP TACKLERS | | SACKS | | INTS | | FORCED FUMBLES | | RECOVERED FUMBLES | |
|----------------|-----|--------------|-----|--------|-----|----------------|-----|-------------------|-----|
| PLAYER | NO. | PLAYER | NO. | PLAYER | NO. | PLAYER | NO. | PLAYER | NO. |
| M. Walker | 10 | A. Highsmith | 1.5 | | | K. Benton | 1 | | |
| A. Highsmith | 8 | T. Watt | 0.5 | | | | | | |
| M. Robinson | 7 | | | | | | | | |
| T. Watt | 6 | | | | | | | | |
| M. Fitzpatrick | 5 | | | | | | | | |
| D. Kazez | 4 | | | | | | | | |
| J. Porter Jr. | 4 | | | | | | | | |
| I. Loudermilk | 3 | | | | | | | | |
| L. Ogunjobi | 3 | | | | | | | | |
| E. Roberts | 3 | | | | | | | | |
| T. Thompson | 3 | | | | | | | | |
| K. Benton | 2 | | | | | | | | |
| L. Wallace | 2 | | | | | | | | |
| A. Watts | 2 | | | | | | | | |
| N. Herbig | 1 | | | | | | | | |
| C. Heyward | 1 | | | | | | | | |

DECEMBER 7, 2023
STEELERS VS. NEW ENGLAND PATRIOTS
L 21-18

| TOP TACKLERS | | SACKS | | INTS | | FORCED FUMBLES | | RECOVERED FUMBLES | |
|----------------|-----|------------|-----|-----------|-----|----------------|-----|-------------------|-----|
| PLAYER | NO. | PLAYER | NO. | PLAYER | NO. | PLAYER | NO. | PLAYER | NO. |
| N. Herbig | 6 | C. Heyward | 1.0 | M. Walker | 1 | | | | |
| C. Heyward | 6 | E. Roberts | 1.0 | | | | | | |
| E. Roberts | 6 | | | | | | | | |
| M. Fitzpatrick | 5 | | | | | | | | |
| T. Watt | 5 | | | | | | | | |
| B. Martinez | 4 | | | | | | | | |
| J. Porter Jr. | 4 | | | | | | | | |
| D. Kazez | 3 | | | | | | | | |
| P. Peterson | 3 | | | | | | | | |
| M. Walker | 3 | | | | | | | | |
| M. Adams Sr. | 2 | | | | | | | | |
| A. Highsmith | 2 | | | | | | | | |
| L. Ogunjobi | 2 | | | | | | | | |
| K. Benton | 1 | | | | | | | | |
| M. Robinson | 1 | | | | | | | | |
| T. Thompson | 1 | | | | | | | | |
| L. Wallace | 1 | | | | | | | | |
| A. Watts | 1 | | | | | | | | |

DECEMBER 16, 2023
STEELERS @ INDIANAPOLIS COLTS
L 30-13

| TOP TACKLERS | | SACKS | | INTS | | FORCED FUMBLES | | RECOVERED FUMBLES | |
|---------------|-----|-------------|-----|--------|-----|----------------|-----|-------------------|-----|
| PLAYER | NO. | PLAYER | NO. | PLAYER | NO. | PLAYER | NO. | PLAYER | NO. |
| E. Roberts | 9 | T. Watt | 2.0 | | | | | | |
| T. Thompson | 6 | L. Ogunjobi | 1.0 | | | | | | |
| C. Heyward | 5 | | | | | | | | |
| D. Kazez | 5 | | | | | | | | |
| A. Highsmith | 4 | | | | | | | | |
| L. Ogunjobi | 4 | | | | | | | | |
| M. Golden | 3 | | | | | | | | |
| P. Peterson | 3 | | | | | | | | |
| J. Porter Jr. | 3 | | | | | | | | |
| M. Robinson | 3 | | | | | | | | |
| L. Wallace | 3 | | | | | | | | |
| T. Watt | 3 | | | | | | | | |
| K. Benton | 2 | | | | | | | | |
| N. Herbig | 2 | | | | | | | | |
| M. Walker | 2 | | | | | | | | |
| A. Watts | 2 | | | | | | | | |
| M. Adams Sr. | 1 | | | | | | | | |
| M. Killebrew | 1 | | | | | | | | |
| J. Pierre | 1 | | | | | | | | |

DECEMBER 23, 2023
STEELERS VS. CINCINNATI BENGALS
W 34-11

| TOP TACKLERS | | SACKS | | INTS | | FORCED FUMBLES | | RECOVERED FUMBLES | |
|---------------|-----|--------------|-----|--------------|-----|----------------|-----|-------------------|-----|
| PLAYER | NO. | PLAYER | NO. | PLAYER | NO. | PLAYER | NO. | PLAYER | NO. |
| M. Walker | 8 | A. Highsmith | 1.0 | A. Highsmith | 1 | T. Watt | 1 | | |
| E. Rowe | 7 | M. Jack | 1.0 | P. Peterson | 1 | | | | |
| M. Jack | 6 | T. Watt | 1.0 | E. Rowe | 1 | | | | |
| E. Roberts | 5 | | | | | | | | |
| L. Wallace | 5 | | | | | | | | |
| N. Herbig | 3 | | | | | | | | |
| M. Killebrew | 3 | | | | | | | | |
| C. Sullivan | 3 | | | | | | | | |
| T. Watt | 3 | | | | | | | | |
| M. Golden | 2 | | | | | | | | |
| L. Ogunjobi | 2 | | | | | | | | |
| P. Peterson | 2 | | | | | | | | |
| J. Porter Jr. | 2 | | | | | | | | |
| M. Robinson | 2 | | | | | | | | |
| A. Highsmith | 1 | | | | | | | | |
| E. Riley | 1 | | | | | | | | |
| A. Watts | 1 | | | | | | | | |

DECEMBER 31, 2023
STEELERS @ SEATTLE SEAHAWKS
W 30-23

| TOP TACKLERS | | SACKS | | INTS | | FORCED FUMBLES | | RECOVERED FUMBLES | |
|---------------|-----|-----------|-----|--------|-----|----------------|-----|-------------------|-----|
| PLAYER | NO. | PLAYER | NO. | PLAYER | NO. | PLAYER | NO. | PLAYER | NO. |
| E. Rowe | 10 | N. Herbig | 1.0 | | | N. Herbig | 1 | N. Herbig | 1 |
| M. Jack | 8 | | | | | | | | |
| L. Ogunjobi | 3 | | | | | | | | |
| P. Peterson | 3 | | | | | | | | |
| M. Killebrew | 2 | | | | | | | | |
| E. Riley | 2 | | | | | | | | |
| M. Robinson | 2 | | | | | | | | |
| C. Sullivan | 2 | | | | | | | | |
| T. Watt | 2 | | | | | | | | |
| M. Golden | 1 | | | | | | | | |
| N. Herbig | 1 | | | | | | | | |
| C. Heyward | 1 | | | | | | | | |
| J. Loudermilk | 1 | | | | | | | | |
| J. Porter Jr. | 1 | | | | | | | | |
| M. Walker | 1 | | | | | | | | |
| L. Wallace | 1 | | | | | | | | |
| A. Watts | 1 | | | | | | | | |

JANUARY 6, 2024
 STEELERS @ BALTIMORE RAVENS
 W 17-10

| TOP TACKLERS | | SACKS | | INTS | | FORCED FUMBLES | | RECOVERED FUMBLES | |
|---------------|-----|-------------|-----|--------|-----|----------------|-----|-------------------|-----|
| PLAYER | NO. | PLAYER | NO. | PLAYER | NO. | PLAYER | NO. | PLAYER | NO. |
| E. Rowe | 12 | T. Watt | 2.0 | | | M. Robinson | 1 | M. Golden | 1 |
| T. Watt | 8 | M. Golden | 1.0 | | | E. Rowe | 1 | L. Ogunjobi | 1 |
| M. Robinson | 5 | M. Robinson | 1.0 | | | | | | |
| M. Killebrew | 4 | | | | | | | | |
| K. Benton | 3 | | | | | | | | |
| M. Golden | 3 | | | | | | | | |
| A. Highsmith | 3 | | | | | | | | |
| M. Jack | 3 | | | | | | | | |
| C. Heyward | 2 | | | | | | | | |
| M. Walker | 2 | | | | | | | | |
| J. Loudermilk | 1 | | | | | | | | |
| L. Ogunjobi | 1 | | | | | | | | |
| P. Peterson | 1 | | | | | | | | |
| E. Roberts | 1 | | | | | | | | |
| C. Sullivan | 1 | | | | | | | | |
| L. Wallace | 1 | | | | | | | | |

| DATE | OPPONENT | TT | SOLO | ASST | SACKS | SACK YDS | INTS | INT YDS | PD | DTD | DS | TFL | QBH | FF | FR |
|--------------------|-----------------|--------------|------------|------------|-----------|--------------|-----------|--------------|-----------|----------|----------|-----------|------------|-----------|-----------|
| 9/10 | San Francisco | 67 | 43 | 24 | 3 | 17.0 | 0 | 0.0 | 5 | 0 | 0 | 5 | 7 | 3 | 1 |
| 9/18 | Cleveland | 79 | 56 | 23 | 6 | 25.0 | 1 | 30.0 | 8 | 2 | 0 | 9 | 11 | 3 | 3 |
| 9/24 | at Las Vegas | 57 | 41 | 16 | 4 | 31.0 | 3 | 0.0 | 6 | 0 | 0 | 5 | 8 | 0 | 0 |
| 10/1 | at Houston | 70 | 39 | 31 | 0 | 0.0 | 0 | 0.0 | 4 | 0 | 0 | 3 | 6 | 1 | 0 |
| 10/8 | Baltimore | 61 | 43 | 18 | 4 | 26.0 | 1 | 0.0 | 6 | 0 | 1 | 6 | 6 | 3 | 2 |
| 10/22 | at L.A. Rams | 61 | 36 | 25 | 2 | 12.0 | 1 | 24.0 | 2 | 0 | 0 | 4 | 4 | 0 | 0 |
| 10/29 | Jacksonville | 67 | 50 | 17 | 3 | 21.0 | 1 | 7.0 | 2 | 0 | 0 | 5 | 6 | 2 | 2 |
| 11/2 | Tennessee | 59 | 35 | 24 | 4 | 27.0 | 1 | 0.0 | 6 | 0 | 0 | 6 | 10 | 0 | 0 |
| 11/12 | Green Bay | 57 | 39 | 18 | 1 | 6.0 | 2 | 62.0 | 7 | 0 | 0 | 5 | 5 | 0 | 0 |
| 11/19 | at Cleveland | 70 | 42 | 28 | 1 | 2.0 | 1 | 0.0 | 6 | 0 | 0 | 5 | 4 | 0 | 0 |
| 11/26 | at Cincinnati | 39 | 28 | 11 | 4 | 30.0 | 1 | 6.0 | 6 | 0 | 0 | 4 | 5 | 1 | 0 |
| 12/3 | Arizona | 64 | 39 | 25 | 2 | 13.0 | 0 | 0.0 | 3 | 0 | 0 | 5 | 5 | 1 | 0 |
| 12/7 | New England | 56 | 35 | 21 | 2 | 18.0 | 1 | 30.0 | 3 | 0 | 0 | 5 | 2 | 0 | 0 |
| 12/16 | at Indianapolis | 62 | 46 | 16 | 3 | 13.0 | 0 | 0.0 | 4 | 0 | 0 | 4 | 5 | 0 | 0 |
| 12/23 | Cincinnati | 56 | 39 | 17 | 3 | 26.0 | 3 | 25.0 | 7 | 0 | 0 | 4 | 8 | 1 | 0 |
| 12/31 | at Seattle | 42 | 33 | 9 | 1 | 9.0 | 0 | 0.0 | 3 | 0 | 0 | 2 | 9 | 1 | 1 |
| 1/6 | at Baltimore | 51 | 39 | 12 | 4 | 28.0 | 0 | 0.0 | 2 | 0 | 0 | 6 | 6 | 2 | 2 |
| 2023 TOTALS | | 1,018 | 683 | 335 | 47 | 304.0 | 16 | 184.0 | 80 | 2 | 1 | 83 | 107 | 18 | 11 |

| AMERICAN FOOTBALL CONFERENCE | | | | | | |
|------------------------------|-----------|----------|-----------|-----------|-----------|-----------|
| | OFFENSE | | | DEFENSE | | |
| | TOTAL | RUSH | PASS | TOTAL | RUSH | PASS |
| Baltimore Ravens | 3 | *1 | 10 | 4 | 7 | 4 |
| Buffalo Bills | 2 | 3 | 4 | 6 | 8 | 5 |
| Cincinnati Bengals | 10 | 16 | 7 | 16 | 15 | 15 |
| Cleveland Browns | 8 | 5 | 8 | *1 | 5 | *1 |
| Denver Broncos | 12 | 8 | 12 | 15 | 16 | 12 |
| Houston Texans | 5 | 10 T | 3 | 8 | 2 | 13 |
| Indianapolis Colts | 7 | 4 | 9 | 13 | 13 | 9 |
| Jacksonville Jaguars | 6 | 12 | 5 | 12 | 4 | 14 |
| Kansas City Chiefs | 4 | 9 | 2 | 2 | 10 | 3 |
| Las Vegas Raiders | 13 | 15 | 11 | 9 | 12 | 7 |
| Los Angeles Chargers | 9 | 13 | 6 | 14 | 9 | 16 |
| Miami Dolphins | *1 | 2 | *1 | 7 | 3 | 8 |
| New England Patriots | 15 | 14 | 14 | 5 | *1 | 6 |
| New York Jets | 16 | 10 T | 16 | 3 | 14 | 2 |
| Pittsburgh Steelers | 11 | 6 | 13 | 11 | 11 | 10 |
| Tennessee Titans | 14 | 7 | 15 | 10 | 6 | 11 |

| NATIONAL FOOTBALL CONFERENCE | | | | | | |
|------------------------------|---------|------|------|---------|------|------|
| | OFFENSE | | | DEFENSE | | |
| | TOTAL | RUSH | PASS | TOTAL | RUSH | PASS |
| Arizona Cardinals | 10 | 3 | 13 | 12 | 16 | 6 |
| Atlanta Falcons | 9 | 6 | 12 | 4 | 9 | 3 |
| Carolina Panthers | 16 | 11 | 16 | *1 | 11 | *1 |
| Chicago Bears | 11 | *1 | 14 | 5 | *1 | 12 |
| Dallas Cowboys | 3 | 8 | 2 | 2 | 8 | 2 |
| Detroit Lions | 2 | 4 | *1 | 9 | 2 | 13 |
| Green Bay Packers | 7 | 9 | 7 | 8 | 13 | 4 |
| Los Angeles Rams | 4 | 7 | 5 | 10 | 7 | 9 |
| Minnesota Vikings | 6 | 15 | 4 | 7 | 5 | 11 |
| New Orleans Saints | 8 | 12 | 6 | 6 | 10 | 5 |
| New York Giants | 15 | 10 | 15 | 14 | 14 | 8 |
| Philadelphia Eagles | 5 | 5 | 9 | 13 | 6 | 15 |
| San Francisco 49ers | *1 | 2 | 3 | 3 | 3 | 7 |
| Seattle Seahawks | 12 | 14 | 8 | 15 | 15 | 10 |
| Tampa Bay Buccaneers | 13 | 16 | 10 | 11 | 4 | 14 |
| Washington Commanders | 14 | 13 | 11 | 16 | 12 | 16 |

| NATIONAL FOOTBALL LEAGUE | | | | | | |
|----------------------------|-----------|-----------|-----------|-----------|-----------|-----------|
| | OFFENSE | | | DEFENSE | | |
| | TOTAL | RUSH | PASS | TOTAL | RUSH | PASS |
| Arizona Cardinals | 19 | 4 | 26 | 25 | 32 | 13 |
| Atlanta Falcons | 17 | 9 | 22 | 11 | 20 | 8 |
| Baltimore Ravens | 6 | *1 | 21 | 6 | 14 | 6 |
| Buffalo Bills | 4 | 7 | 8 | 9 | 15 | 7 |
| Carolina Panthers | 32 | 20 | 32 | 4 | 23 | 3 |
| Chicago Bears | 20 | 2 | 27 | 12 | *1 | 25 |
| Cincinnati Bengals | 22 | 31 | 15 | 31 | 26 | 28 |
| Cleveland Browns | 16 | 12 | 19 | *1 | 11 | *1 |
| Dallas Cowboys | 5 | 14 | 3 | 5 | 16 | 5 |
| Denver Broncos | 26 | 18 | 24 | 29 | 30 | 22 |
| Detroit Lions | 3 | 5 | 2 | 19 | 2 | 27 |
| Green Bay Packers | 11 | 15 | 12 | 17 | 28 | 9 |
| Houston Texans | 12 | 22 T | 7 | 14 | 6 | 23 |
| Indianapolis Colts | 15 | 10 | 20 | 24 | 24 | 16 |
| Jacksonville Jaguars | 13 | 24 | 9 | 22 | 9 | 26 |
| Kansas City Chiefs | 9 | 19 | 6 | 2 | 18 | 4 |
| Las Vegas Raiders | 27 | 30 | 23 | 15 | 21 | 12 |
| Los Angeles Chargers | 18 | 25 | 13 | 28 | 17 | 30 |
| Los Angeles Rams | 7 | 11 | 10 | 20 | 12 | 20 |
| Miami Dolphins | *1 | 6 | *1 | 10 | 7 | 15 |
| Minnesota Vikings | 10 | 29 | 5 | 16 | 8 | 24 |
| New England Patriots | 30 | 26 | 28 | 7 | 4 | 11 |
| New Orleans Saints | 14 | 21 | 11 | 13 | 22 | 10 |
| New York Giants | 29 | 16 | 31 | 27 | 29 | 19 |
| New York Jets | 31 | 22 T | 30 | 3 | 25 | 2 |
| Philadelphia Eagles | 8 | 8 | 16 | 26 | 10 | 31 |
| Pittsburgh Steelers | 25 | 13 | 25 | 21 | 19 | 17 |
| San Francisco 49ers | 2 | 3 | 4 | 8 | 3 | 14 |
| Seattle Seahawks | 21 | 28 | 14 | 30 | 31 | 21 |
| Tampa Bay Buccaneers | 23 | 32 | 17 | 23 | 5 | 29 |
| Tennessee Titans | 28 | 17 | 29 | 18 | 13 | 18 |
| Washington Commanders | 24 | 27 | 18 | 32 | 27 | 32 |

* = NFL leader | T = Tied for position

| WEEK | NFL | | | | | | | |
|------|---------|------|------|----------------|---------|------|------|----------------|
| | OFFENSE | | | | DEFENSE | | | |
| | TOTAL | RUSH | PASS | *POINTS SCORED | TOTAL | RUSH | PASS | *POINTS SCORED |
| 1 | 27 | T-31 | 15 | 30 | 29 | 30 | 21 | T-25 |
| 2 | 31 | 31 | 18 | 26 | 30 | 32 | 16 | T-23 |
| 3 | 27 | 30 | 17 | 22 | 28 | T-30 | 22 | T-19 |
| 4 | 29 | 29 | 25 | T-25 | 30 | 29 | 26 | 23 |
| 5 | 30 | 30 | 27 | T-29 | 30 | 28 | 24 | 17 |
| 7 | 31 | 28 | 25 | T-26 | 30 | 28 | 25 | T-17 |
| 8 | 30 | 28 | 25 | 29 | 30 | 27 | 24 | 18 |
| 9 | 29 | 25 | 25 | 29 | 31 | 29 | 25 | 13 |
| 10 | 28 | 20 | 29 | 26 | 28 | 25 | 27 | T-11 |
| 11 | 28 | 16 | 31 | 28 | 27 | 23 | 23 | 7 |
| 12 | 26 | T-14 | 28 | 28 | 25 | 22 | 24 | 5 |
| 13 | 26 | 14 | 28 | 28 | 21 | 22 | 19 | 6 |
| 14 | 27 | 15 | 28 | 27 | 21 | 21 | 21 | 7 |
| 15 | 27 | 16 | 28 | 28 | 20 | 22 | 20 | T-9 |
| 16 | 26 | 16 | 27 | 28 | 21 | 20 | 21 | 7 |
| 17 | 25 | 12 | 25 | 27 | 22 | 18 | T-22 | 7 |
| 18 | 25 | 13 | 25 | 28 | 21 | 19 | 17 | 6 |

*Points per game

| WEEK | AFC | | | | | | | |
|------|---------|------|------|----------------|---------|------|------|----------------|
| | OFFENSE | | | | DEFENSE | | | |
| | TOTAL | RUSH | PASS | *POINTS SCORED | TOTAL | RUSH | PASS | *POINTS SCORED |
| 1 | 15 | 16 | 9 | 15 | 14 | 14 | 10 | 13 |
| 2 | 15 | 16 | 10 | 12 | 15 | 16 | 8 | T-12 |
| 3 | 13 | 15 | 11 | 11 | 14 | T-14 | 11 | T-9 |
| 4 | 14 | 14 | 11 | T-12 | 14 | 14 | 13 | 12 |
| 5 | 15 | 14 | 13 | T-14 | 14 | 13 | 12 | 9 |
| 7 | 15 | 14 | 12 | 13 | 14 | 14 | 12 | T-9 |
| 8 | 15 | 14 | 12 | 14 | 14 | 12 | 12 | 10 |
| 9 | 14 | 12 | 12 | 14 | 15 | 13 | 13 | 9 |
| 10 | 14 | 11 | 15 | 12 | 13 | 12 | 14 | 7 |
| 11 | 14 | 8 | 16 | 14 | 13 | 11 | 11 | 5 |
| 12 | 12 | 7 | 15 | 14 | 13 | 11 | 12 | 3 |
| 13 | 12 | 7 | 15 | 14 | 11 | 11 | 10 | 4 |
| 14 | 13 | 6 | 15 | 13 | 11 | 11 | 10 | 4 |
| 15 | 13 | 7 | 15 | 14 | 11 | 11 | 10 | T-4 |
| 16 | 12 | 7 | 15 | 14 | 11 | 11 | 11 | 4 |
| 17 | 11 | 5 | 13 | 13 | 12 | 11 | T-11 | 4 |
| 18 | 11 | 6 | 13 | 14 | 11 | 11 | 10 | 4 |

| | 09/10 | 09/18 | 09/24 | 10/01 | 10/08 | 10/22 | 10/29 | 11/02 | 11/12 | 11/19 | 11/26 | 12/03 | 12/07 | 12/16 | 12/23 | 12/31 | 01/06 | Totals |
|---------------------|-------|-------|-------|-------|-------|--------|-------|-------|--------|--------|-------|-------|-------|-------|-------|-------|-------|---------------|
| | SF | CLE | @ LV | @ HOU | BAL | @ LAR | JAX | TEN | GB | @ CLE | @ CIN | ARI | NE | @ IND | CIN | @ SEA | @ BAL | |
| FIRST DOWNS | | | | | | | | | | | | | | | | | | |
| Total | 15 | 9 | 17 | 12 | 17 | 17 | 17 | 22 | 21 | 12 | 22 | 18 | 18 | 13 | 16 | 25 | 16 | 287 |
| Rushing | 3 | 3 | 5 | 7 | 6 | 8 | 4 | 10 | 12 | 8 | 6 | 4 | 5 | 3 | 9 | 14 | 8 | 115 |
| Passing | 9 | 6 | 10 | 4 | 11 | 9 | 12 | 9 | 6 | 4 | 15 | 13 | 10 | 9 | 7 | 11 | 8 | 153 |
| Penalty | 3 | 0 | 2 | 1 | 0 | 0 | 1 | 3 | 3 | 0 | 1 | 1 | 3 | 1 | 0 | 0 | 0 | 19 |
| THIRD DOWNS | | | | | | | | | | | | | | | | | | |
| Attempts | 15 | 14 | 15 | 14 | 15 | 12 | 12 | 12 | 13 | 14 | 17 | 11 | 14 | 12 | 14 | 13 | 15 | 232 |
| Converted | 5 | 4 | 6 | 6 | 6 | 4 | 3 | 6 | 4 | 3 | 8 | 4 | 3 | 4 | 7 | 6 | 6 | 85 |
| Percentage | 33.3% | 28.6% | 40.0% | 42.9% | 40.0% | 33.3% | 25.0% | 50.0% | 30.8% | 21.4% | 47.1% | 36.4% | 21.4% | 33.3% | 50.0% | 46.2% | 40.0% | 36.6% |
| FOURTH DOWNS | | | | | | | | | | | | | | | | | | |
| Attempts | 3 | 0 | 0 | 1 | 0 | 1 | 2 | 0 | 1 | 1 | 0 | 1 | 3 | 3 | 0 | 3 | 0 | 19 |
| Converted | 1 | 0 | 0 | 0 | 0 | 1 | 0 | 0 | 1 | 1 | 0 | 0 | 1 | 2 | 0 | 2 | 0 | 9 |
| Percentage | 33.3% | 0 | 0 | 0.0% | 0 | 100.0% | 0 | 0 | 100.0% | 100.0% | 0 | 0.0% | 33.3% | 66.7% | 0 | 66.7% | 0 | 47.4% |
| TOT. OFFENSE | | | | | | | | | | | | | | | | | | |
| Net Yards | 239 | 255 | 333 | 225 | 289 | 300 | 261 | 326 | 324 | 249 | 421 | 317 | 264 | 216 | 397 | 468 | 289 | 5,173 |
| Plays | 61 | 53 | 60 | 56 | 65 | 56 | 64 | 60 | 60 | 57 | 68 | 58 | 66 | 54 | 58 | 71 | 62 | 1,029 |
| Avg./Play | 3.9 | 4.8 | 5.6 | 4.0 | 4.4 | 5.4 | 4.1 | 5.4 | 5.4 | 4.4 | 6.2 | 5.5 | 4.0 | 4.0 | 6.8 | 6.6 | 4.7 | 5.0 |
| RUSHING | | | | | | | | | | | | | | | | | | |
| Net Yards | 41 | 55 | 105 | 114 | 87 | 86 | 70 | 166 | 205 | 172 | 153 | 130 | 82 | 74 | 113 | 202 | 155 | 2,010 |
| Rush. Att. | 10 | 21 | 31 | 25 | 30 | 29 | 18 | 30 | 36 | 26 | 33 | 31 | 28 | 24 | 30 | 46 | 39 | 487 |
| Avg./Att. | 4.1 | 2.6 | 3.4 | 4.6 | 2.9 | 3.0 | 3.9 | 5.5 | 5.7 | 6.6 | 4.6 | 4.2 | 2.9 | 3.1 | 3.8 | 4.4 | 4.0 | 4.1 |
| PASSING | | | | | | | | | | | | | | | | | | |
| Net Yards | 198 | 200 | 228 | 111 | 202 | 214 | 191 | 160 | 119 | 77 | 268 | 187 | 182 | 142 | 284 | 266 | 134 | 3,163 |
| Attempts | 46 | 30 | 28 | 28 | 32 | 25 | 43 | 30 | 23 | 28 | 33 | 27 | 36 | 26 | 27 | 24 | 20 | 506 |
| Completions | 31 | 15 | 16 | 18 | 18 | 17 | 25 | 19 | 14 | 15 | 24 | 18 | 22 | 18 | 17 | 18 | 18 | 323 |
| Intercepted | 2 | 1 | 0 | 1 | 0 | 0 | 2 | 0 | 0 | 0 | 0 | 0 | 1 | 2 | 0 | 0 | 0 | 9 |
| Gross Yards | 232 | 222 | 235 | 132 | 224 | 230 | 211 | 160 | 126 | 106 | 278 | 187 | 190 | 172 | 290 | 274 | 152 | 3,421 |
| Sacked | 5.0 | 2.0 | 1.0 | 3.0 | 3.0 | 2.0 | 3.0 | 0.0 | 1.0 | 3.0 | 2.0 | 0.0 | 2.0 | 4.0 | 1.0 | 1.0 | 3.0 | 36.0 |
| Yards Lost | 34 | 22 | 7 | 21 | 22 | 16 | 20 | 0 | 7 | 29 | 10 | 8 | 30 | 6 | 8 | 18 | 258 | 258 |
| ADVANCES | | | | | | | | | | | | | | | | | | |
| Rushes | 10 | 21 | 31 | 25 | 30 | 29 | 18 | 30 | 36 | 26 | 33 | 31 | 28 | 24 | 30 | 46 | 39 | 487 |
| Completions | 31 | 15 | 16 | 18 | 18 | 17 | 25 | 19 | 14 | 15 | 24 | 18 | 22 | 18 | 17 | 18 | 18 | 323 |
| Totals | 41 | 36 | 47 | 43 | 48 | 46 | 43 | 49 | 50 | 41 | 57 | 49 | 50 | 42 | 47 | 64 | 57 | 810 |
| Total Drives | 11 | 14 | 13 | 10 | 12 | 11 | 12 | 9 | 10 | 13 | 10 | 14 | 12 | 11 | 10 | 12 | 194 | 194 |
| PENALTIES | | | | | | | | | | | | | | | | | | |
| Number | 6 | 5 | 6 | 2 | 3 | 8 | 6 | 10 | 3 | 6 | 5 | 9 | 1 | 8 | 2 | 2 | 4 | 86 |
| Yards | 60 | 31 | 45 | 18 | 30 | 76 | 52 | 80 | 27 | 46 | 55 | 77 | 5 | 101 | 15 | 10 | 25 | 753 |
| FUMBLES | | | | | | | | | | | | | | | | | | |
| Number | 0 | 1 | 0 | 2 | 1 | 1 | 2 | 0 | 0 | 0 | 1 | 2 | 1 | 1 | 1 | 2 | 6 | 21 |
| Lost | 0 | 1 | 0 | 0 | 1 | 0 | 0 | 0 | 0 | 0 | 1 | 1 | 0 | 1 | 0 | 2 | 2 | 7 |
| PUNTING | | | | | | | | | | | | | | | | | | |
| Yards | 254 | 320 | 323 | 238 | 257 | 218 | 257 | 200 | 224 | 355 | 172 | 179 | 267 | 160 | 194 | 46 | 250 | 3,914 |
| Punts | 6 | 7 | 6 | 5 | 6 | 5 | 6 | 4 | 5 | 9 | 4 | 4 | 6 | 4 | 5 | 1 | 6 | 89 |
| Net Avg. | 35.5 | 40.0 | 46.5 | 40.8 | 37.3 | 43.6 | 37.2 | 48.3 | 42.4 | 35.3 | 33.0 | 38.8 | 41.2 | 30.5 | 37.8 | 46.0 | 38.3 | 39.2 |
| Gross Avg. | 42.3 | 45.7 | 53.8 | 47.6 | 42.8 | 43.6 | 42.8 | 50.0 | 44.8 | 39.4 | 43.0 | 44.8 | 44.5 | 40.0 | 38.8 | 46.0 | 41.7 | 44.0 |
| SCORING | | | | | | | | | | | | | | | | | | |
| Points | 7 | 26 | 23 | 6 | 17 | 24 | 10 | 20 | 23 | 10 | 16 | 10 | 18 | 13 | 34 | 30 | 17 | 304 |
| Q1 | 0 | 7 | 7 | 0 | 0 | 0 | 0 | 7 | 7 | 0 | 0 | 3 | 3 | 6 | 7 | 7 | 7 | 61 |
| Q2 | 7 | 9 | 6 | 0 | 3 | 3 | 3 | 3 | 10 | 0 | 3 | 0 | 7 | 7 | 17 | 10 | 0 | 88 |
| Q3 | 0 | 3 | 10 | 6 | 0 | 7 | 7 | 3 | 3 | 7 | 7 | 0 | 0 | 0 | 7 | 7 | 0 | 67 |
| Q4 | 0 | 7 | 0 | 0 | 14 | 14 | 0 | 7 | 3 | 3 | 6 | 7 | 8 | 0 | 3 | 6 | 10 | 88 |
| OT | 0 | 0 | 0 | 0 | 0 | 0 | 0 | 0 | 0 | 0 | 0 | 0 | 0 | 0 | 0 | 0 | 0 | 0 |
| TD Rushing | 0 | 0 | 0 | 0 | 0 | 3 | 0 | 1 | 2 | 1 | 1 | 0 | 1 | 1 | 2 | 3 | 1 | 16 |
| TD Passing | 1 | 1 | 2 | 0 | 1 | 0 | 1 | 1 | 0 | 0 | 0 | 1 | 1 | 1 | 2 | 0 | 1 | 13 |
| TD KO Returns | 0 | 0 | 0 | 0 | 0 | 0 | 0 | 0 | 0 | 0 | 0 | 0 | 0 | 0 | 0 | 0 | 0 | 0 |
| TD Punt Returns | 0 | 0 | 0 | 0 | 0 | 0 | 0 | 0 | 0 | 0 | 0 | 0 | 0 | 0 | 0 | 0 | 0 | 0 |
| TD Sp. Teams | 0 | 0 | 0 | 0 | 0 | 0 | 0 | 0 | 0 | 0 | 0 | 0 | 0 | 0 | 0 | 0 | 0 | 0 |
| TD Def. Returns | 0 | 2 | 0 | 0 | 0 | 0 | 0 | 0 | 0 | 0 | 0 | 0 | 0 | 0 | 0 | 0 | 0 | 2 |
| FG Attempts | 0 | 2 | 3 | 2 | 3 | 1 | 2 | 2 | 3 | 1 | 3 | 2 | 1 | 0 | 2 | 3 | 1 | 31 |
| FG Made | 0 | 2 | 3 | 2 | 3 | 1 | 1 | 2 | 3 | 1 | 3 | 1 | 1 | 0 | 2 | 3 | 1 | 29 |
| Safety | 0 | 0 | 0 | 0 | 1 | 0 | 0 | 0 | 0 | 0 | 0 | 0 | 0 | 0 | 0 | 0 | 0 | 1 |
| 2-Pt Attempts | 0 | 1 | 0 | 0 | 1 | 0 | 0 | 0 | 0 | 0 | 0 | 0 | 1 | 0 | 0 | 0 | 0 | 3 |
| 2-Pt Made | 0 | 0 | 0 | 0 | 0 | 0 | 0 | 0 | 0 | 0 | 0 | 0 | 1 | 0 | 0 | 0 | 0 | 1 |
| Time of Possession | 22:37 | 24:32 | 30:03 | 27:25 | 29:46 | 28:14 | 25:44 | 28:51 | 30:33 | 28:33 | 37:17 | 30:43 | 32:19 | 26:40 | 28:11 | 37:33 | 34:54 | 503:55 |

| | 09/10 | 09/18 | 09/24 | 10/01 | 10/08 | 10/22 | 10/29 | 11/02 | 11/12 | 11/19 | 11/26 | 12/03 | 12/07 | 12/16 | 12/23 | 12/31 | 01/06 | Totals |
|---------------------|--------|-------|-------|-------|-------|-------|-------|-------|--------|--------|-------|-------|-------|-------|-------|-------|--------|--------|
| | SF | CLE | @ LV | @ HOU | BAL | @ LAR | JAX | TEN | GB | @ CLE | @ CIN | ARI | NE | @ IND | CIN | @ SEA | @ BAL | |
| FIRST DOWNS | | | | | | | | | | | | | | | | | | |
| Total | 22 | 20 | 19 | 24 | 19 | 19 | 20 | 23 | 17 | 20 | 10 | 18 | 14 | 19 | 17 | 17 | 13 | 311 |
| Rushing | 8 | 7 | 4 | 9 | 7 | 8 | 6 | 5 | 3 | 7 | 0 | 8 | 3 | 9 | 3 | 4 | 4 | 95 |
| Passing | 13 | 12 | 12 | 14 | 11 | 8 | 11 | 12 | 13 | 10 | 9 | 7 | 11 | 8 | 13 | 13 | 9 | 186 |
| Penalty | 1 | 1 | 3 | 1 | 1 | 3 | 3 | 6 | 1 | 3 | 1 | 3 | 0 | 2 | 1 | 0 | 0 | 30 |
| THIRD DOWNS | | | | | | | | | | | | | | | | | | |
| Attempts | 13 | 16 | 13 | 12 | 14 | 16 | 13 | 13 | 16 | 17 | 10 | 17 | 13 | 15 | 13 | 9 | 13 | 233 |
| Converted | 6 | 5 | 4 | 6 | 5 | 9 | 6 | 3 | 8 | 4 | 2 | 10 | 4 | 6 | 6 | 3 | 4 | 91 |
| Percentage | 46.2% | 31.3% | 30.8% | 50.0% | 35.7% | 56.3% | 46.2% | 23.1% | 50.0% | 23.5% | 20.0% | 58.8% | 30.8% | 40.0% | 46.2% | 33.3% | 30.8% | 39.1% |
| FOURTH DOWNS | | | | | | | | | | | | | | | | | | |
| Attempts | 1 | 2 | 2 | 1 | 2 | 0 | 0 | 2 | 2 | 1 | 0 | 0 | 0 | 2 | 2 | 0 | 1 | 18 |
| Converted | 1 | 0 | 1 | 0 | 0 | 0 | 0 | 1 | 2 | 1 | 0 | 0 | 0 | 1 | 0 | 0 | 1 | 8 |
| Percentage | 100.0% | 0.0% | 50.0% | 0.0% | 0.0% | 0 | 0 | 50.0% | 100.0% | 100.0% | 0 | 0 | 0 | 50.0% | 0.0% | 0 | 100.0% | 44.4% |
| TOT. OFFENSE | | | | | | | | | | | | | | | | | | |
| Net Yards | 391 | 408 | 362 | 451 | 335 | 354 | 377 | 340 | 399 | 259 | 222 | 282 | 303 | 372 | 368 | 369 | 224 | 5,816 |
| Plays | 66 | 81 | 67 | 69 | 67 | 62 | 65 | 68 | 65 | 73 | 41 | 63 | 55 | 65 | 61 | 49 | 57 | 1,074 |
| Avg./Play | 5.9 | 5.0 | 5.4 | 6.5 | 5.0 | 5.7 | 5.8 | 5.0 | 6.1 | 3.5 | 5.4 | 4.5 | 5.5 | 5.7 | 6.0 | 7.5 | 3.9 | 5.4 |
| RUSHING | | | | | | | | | | | | | | | | | | |
| Net Yards | 188 | 198 | 69 | 139 | 125 | 135 | 106 | 105 | 116 | 96 | 25 | 150 | 81 | 170 | 59 | 88 | 106 | 1,956 |
| Rush. Att. | 34 | 35 | 19 | 38 | 25 | 31 | 30 | 25 | 24 | 29 | 11 | 38 | 25 | 34 | 16 | 15 | 25 | 454 |
| Avg./Att. | 5.5 | 5.7 | 3.6 | 3.7 | 5.0 | 4.4 | 3.5 | 4.2 | 4.8 | 3.3 | 2.3 | 3.9 | 3.2 | 5.0 | 3.7 | 5.9 | 4.2 | 4.3 |
| PASSING | | | | | | | | | | | | | | | | | | |
| Net Yards | 203 | 210 | 293 | 312 | 210 | 219 | 271 | 235 | 283 | 163 | 197 | 132 | 222 | 202 | 309 | 281 | 118 | 3,860 |
| Attempts | 29 | 40 | 44 | 31 | 38 | 29 | 32 | 39 | 40 | 43 | 26 | 23 | 28 | 28 | 42 | 33 | 28 | 573 |
| Completions | 19 | 22 | 28 | 17 | 22 | 14 | 24 | 22 | 21 | 24 | 19 | 13 | 19 | 18 | 28 | 23 | 15 | 348 |
| Intercepted | 0 | 1 | 3 | 0 | 1 | 1 | 1 | 1 | 2 | 1 | 1 | 0 | 1 | 0 | 3 | 0 | 0 | 16 |
| Gross Yards | 220 | 235 | 324 | 312 | 236 | 231 | 292 | 262 | 289 | 165 | 227 | 145 | 240 | 215 | 335 | 290 | 146 | 4,164 |
| Sacked | 3.0 | 6.0 | 4.0 | 0.0 | 4.0 | 2.0 | 3.0 | 4.0 | 1.0 | 1.0 | 4.0 | 2.0 | 2.0 | 3.0 | 3.0 | 1.0 | 4.0 | 47.0 |
| Yards Lost | 17 | 25 | 31 | 0 | 26 | 12 | 21 | 27 | 6 | 2 | 30 | 13 | 18 | 13 | 26 | 9 | 28 | 304 |
| ADVANCES | | | | | | | | | | | | | | | | | | |
| Rushes | 34 | 35 | 19 | 38 | 25 | 31 | 30 | 25 | 24 | 29 | 11 | 38 | 25 | 34 | 16 | 15 | 25 | 454 |
| Completions | 19 | 22 | 28 | 17 | 22 | 14 | 24 | 22 | 21 | 24 | 19 | 13 | 19 | 18 | 28 | 23 | 15 | 348 |
| Totals | 53 | 57 | 47 | 55 | 47 | 45 | 54 | 47 | 45 | 53 | 30 | 51 | 44 | 52 | 44 | 38 | 40 | 802 |
| Total Drives | 12 | 15 | 12 | 10 | 12 | 10 | 11 | 9 | 11 | 12 | 10 | 10 | 13 | 11 | 11 | 9 | 12 | 190 |
| PENALTIES | | | | | | | | | | | | | | | | | | |
| Number | 11 | 8 | 7 | 8 | 2 | 5 | 6 | 7 | 5 | 1 | 5 | 6 | 7 | 2 | 3 | 4 | 3 | 90 |
| Yards | 85 | 81 | 60 | 63 | 20 | 40 | 72 | 51 | 32 | 10 | 36 | 51 | 59 | 10 | 20 | 25 | 26 | 741 |
| FUMBLES | | | | | | | | | | | | | | | | | | |
| Number | 3 | 4 | 1 | 2 | 4 | 0 | 2 | 0 | 2 | 0 | 1 | 2 | 0 | 0 | 1 | 2 | 2 | 26 |
| Lost | 1 | 3 | 0 | 0 | 2 | 0 | 2 | 0 | 0 | 0 | 0 | 0 | 0 | 0 | 1 | 2 | 2 | 11 |
| PUNTING | | | | | | | | | | | | | | | | | | |
| Yards | 134 | 238 | 262 | 114 | 154 | 208 | 131 | 171 | 179 | 380 | 251 | 252 | 395 | 57 | 132 | 159 | 377 | 3,594 |
| Punts | 3 | 5 | 5 | 3 | 5 | 4 | 3 | 3 | 4 | 8 | 6 | 5 | 9 | 2 | 3 | 3 | 7 | 78 |
| Net Avg. | 44.0 | 40.8 | 47.4 | 35.0 | 29.2 | 43.5 | 37.0 | 52.7 | 39.8 | 38.6 | 38.2 | 44.2 | 38.3 | 28.5 | 44.0 | 37.7 | 37.9 | 39.7 |
| Gross Avg. | 44.7 | 47.6 | 52.4 | 38.0 | 30.8 | 52.0 | 43.7 | 57.0 | 44.8 | 47.5 | 41.8 | 50.4 | 43.9 | 28.5 | 44.0 | 53.0 | 53.9 | 46.1 |
| SCORING | | | | | | | | | | | | | | | | | | |
| Points | 30 | 22 | 18 | 30 | 10 | 17 | 20 | 16 | 19 | 13 | 10 | 24 | 21 | 30 | 11 | 23 | 10 | 324 |
| Q1 | 10 | 3 | 7 | 10 | 7 | 0 | 6 | 3 | 7 | 7 | 0 | 3 | 7 | 0 | 0 | 0 | 0 | 70 |
| Q2 | 10 | 11 | 0 | 6 | 3 | 9 | 3 | 10 | 6 | 3 | 7 | 7 | 14 | 14 | 0 | 14 | 7 | 124 |
| Q3 | 7 | 8 | 0 | 0 | 0 | 8 | 8 | 3 | 6 | 0 | 0 | 7 | 0 | 10 | 11 | 3 | 0 | 71 |
| Q4 | 3 | 0 | 11 | 14 | 0 | 0 | 3 | 0 | 0 | 3 | 3 | 7 | 0 | 6 | 0 | 6 | 3 | 59 |
| OT | 0 | 0 | 0 | 0 | 0 | 0 | 0 | 0 | 0 | 0 | 0 | 0 | 0 | 0 | 0 | 0 | 0 | 0 |
| TD Rushing | 1 | 1 | 0 | 0 | 1 | 1 | 0 | 1 | 0 | 1 | 0 | 2 | 0 | 0 | 0 | 1 | 0 | 9 |
| TD Passing | 2 | 1 | 2 | 3 | 0 | 1 | 1 | 0 | 2 | 0 | 1 | 1 | 3 | 3 | 1 | 1 | 1 | 23 |
| TD KO Returns | 0 | 0 | 0 | 0 | 0 | 0 | 0 | 0 | 0 | 0 | 0 | 0 | 0 | 0 | 0 | 0 | 0 | 0 |
| TD Punt Returns | 0 | 0 | 0 | 0 | 0 | 0 | 0 | 0 | 0 | 0 | 0 | 0 | 0 | 0 | 0 | 0 | 0 | 0 |
| TD Sp. Teams | 0 | 0 | 0 | 0 | 0 | 0 | 0 | 0 | 0 | 0 | 0 | 0 | 0 | 0 | 0 | 0 | 0 | 0 |
| TD Def. Returns | 0 | 0 | 0 | 0 | 0 | 0 | 0 | 0 | 0 | 0 | 0 | 0 | 0 | 0 | 0 | 0 | 0 | 0 |
| FG Attempts | 3 | 3 | 1 | 3 | 1 | 3 | 4 | 3 | 2 | 2 | 1 | 1 | 0 | 5 | 1 | 3 | 1 | 37 |
| FG Made | 3 | 2 | 1 | 3 | 1 | 1 | 4 | 3 | 2 | 2 | 1 | 1 | 0 | 3 | 1 | 3 | 1 | 32 |
| Safety | 0 | 0 | 0 | 0 | 0 | 0 | 0 | 0 | 0 | 0 | 0 | 0 | 0 | 0 | 0 | 0 | 0 | 0 |
| 2-Pt Attempts | 0 | 2 | 1 | 0 | 0 | 1 | 1 | 0 | 0 | 0 | 0 | 0 | 0 | 0 | 1 | 0 | 0 | 6 |
| 2-Pt Made | 0 | 2 | 1 | 0 | 0 | 1 | 1 | 0 | 0 | 0 | 0 | 0 | 0 | 0 | 1 | 0 | 0 | 6 |
| Time of Possession | 37:23 | 35:28 | 29:57 | 32:35 | 30:14 | 31:46 | 34:16 | 31:09 | 29:27 | 31:27 | 22:43 | 29:17 | 27:41 | 33:20 | 31:49 | 22:27 | 25:06 | 516:05 |

| 2023 REGULAR SEASON - DEFENSIVE TAKEAWAYS | | | | | | |
|---|-----------------|---|------|-------|----------|--------|
| DATE | OPPONENT | TAKEAWAY | QTR. | SCORE | YD-LINE | RESULT |
| 09/10 | San Francisco | T. Watt FR (T. Watt FF) | 3 | 7-27 | PIT-46 | Downs |
| 09/18 | Cleveland | A. Highsmith INT (D. Watson) | 1 | 7-0 | CLV-30 | TD |
| | | L. Ogunjobi FR (M. Adams Sr. FF) | 1 | 7-3 | PIT-42 | Fumble |
| | | D. Kazez FR (C. Holcomb FF) | 4 | 19-22 | PIT-44 | Punt |
| | | T. Watt FR (A. Highsmith FF) | 4 | 26-22 | CLV-16 | TD |
| 09/24 | at Las Vegas | L. Wallace INT (J. Garoppolo) | 2 | 7-7 | PIT-31 | FG |
| | | P. Peterson INT (J. Garoppolo) | 3 | 16-7 | PIT-19 | TD |
| | | L. Wallace INT (J. Garoppolo) | 4 | 23-18 | LV-31 | EOG |
| 10/01 | at Houston | None | | | | |
| 10/08 | Baltimore | D. Kazez FR (L. Ogunjobi FF) | 2 | 0-10 | PIT-48 | FG |
| | | J. Porter Jr. INT (L. Jackson: touchback) | 4 | 8-10 | PIT-(-4) | TD |
| | | T. Watt FR (A. Highsmith FF) | 4 | 14-10 | BLT-36 | FG |
| 10/22 | at L.A. Rams | T. Watt INT (M. Stafford) | 3 | 3-9 | LA-31 | TD |
| 10/29 | Jacksonville | C. Holcomb FR (K. Alexander FF) | 1 | 0-6 | PIT-29 | Punt |
| | | D. Kazez INT (T. Lawrence) | 2 | 0-6 | PIT-(-5) | FG |
| | | K. Neal FR (N. Herbig FF) | 3 | 3-9 | PIT-36 | Punt |
| | | | | | | |
| 11/02 | Tennessee | K. Alexander INT (W. Levis: touchback) | 4 | 20-16 | PIT-(-1) | EOG |
| 11/12 | Green Bay | K. Neal INT (J. Love) | 4 | 23-19 | PIT-(-8) | Punt |
| | | D. Kazez INT (J. Love) | 4 | 23-19 | PIT-2 | EOG |
| | | | | | | |
| 11/19 | at Cleveland | C. Sullivan INT (D. Thompson-Robinson) | 3 | 7-10 | PIT-23 | Punt |
| 11/26 | at Cincinnati | T. Thompson INT (J. Browning) | 3 | 3-7 | PIT-15 | TD |
| 12/03 | Arizona | None | | | | |
| 12/07 | New England | M. Walker INT (B. Zappe) | 3 | 10-21 | NE-46 | Downs |
| 12/16 | at Indianapolis | None | | | | |
| 12/23 | Cincinnati | P. Peterson INT (J. Browning: touchback) | 1 | 7-0 | PIT-(-3) | TD |
| | | E. Rowe INT (J. Browning) | 2 | 14-0 | CIN-39 | TD |
| | | A. Highsmith INT (J. Browning) | 4 | 31-11 | CIN-43 | FG |
| | | | | | | |
| 12/31 | at Seattle | N. Herbig FR (N. Herbig FF) | 4 | 27-20 | SEA-16 | FG |
| 01/06 | at Baltimore | L. Ogunjobi FR (M. Robinson FF) | 2 | 7-0 | BLT-45 | Fumble |
| | | M. Golden FR (E. Rowe FF) | 4 | 14-7 | BLT-32 | FG |

| 2023 REGULAR SEASON - OFFENSIVE GIVEAWAYS | | | | | | |
|---|-----------------|---|------|-------|---------|-------------|
| DATE | OPPONENT | TAKEAWAY | QTR. | SCORE | YD-LINE | RESULT |
| 09/10 | San Francisco | K. Pickett INT (C. Ward) | 1 | 0-7 | SF-43 | FG |
| | | K. Pickett INT (T. Hufanga) | 4 | 7-27 | SF-26 | FG |
| 09/18 | Cleveland | K. Pickett INT (G. Delpit) | 1 | 7-3 | PIT-19 | Missed FG |
| | | G. Olszewski fumble (D. Ward FF; G. Delpit FR) | 1 | 7-3 | PIT-37 | TD |
| 09/24 | at Las Vegas | None | | | | |
| 10/01 | at Houston | K. Pickett INT (S. Nelson) | 1 | 0-7 | HST-22 | FG |
| 10/08 | Baltimore | None | | | | |
| 10/22 | at L.A. Rams | None | | | | |
| 10/29 | Jacksonville | M. Trubisky INT (A. Wingard) | 4 | 10-17 | JAX-41 | FG |
| | | M. Trubisky INT (A. Johnson) | 4 | 10-20 | JAX-6 | EOG |
| 11/02 | Tennessee | None | | | | |
| 11/12 | Green Bay | None | | | | |
| 11/19 | at Cleveland | None | | | | |
| 11/26 | at Cincinnati | J. Warren fumble (Z. Carter FF; D. Turner II FR) | 1 | 0-0 | CIN-11 | Punt |
| 12/03 | Arizona | M. Trubisky fumble (D. Stills FR) | 3 | 3-10 | PIT-21 | TD |
| 12/07 | New England | M. Trubisky INT (J. Peppers) | 2 | 3-7 | PIT-43 | TD |
| 12/16 | at Indianapolis | M. Trubisky INT (N. Cross) | 2 | 13-7 | IND-11 | Downs |
| | | N. Harris fumble (E. Speed FF; J. Blackmon FR) | 3 | 13-14 | PIT-18 | TD |
| | | M. Trubisky INT (J. Blackmon) | 4 | 13-27 | IND-30 | Missed FG |
| | | | | | | |
| 12/23 | Cincinnati | None | | | | |
| 12/31 | at Seattle | None | | | | |
| 01/06 | at Baltimore | J. Warren fumble (D. Phillips FF; A. Maulet FR) | 2 | 7-0 | BLT-33 | Punt |
| | | M. Rudolph fumble (K. Van Noy FF; B. Washington FR) | 2 | 7-7 | BLT-37 | End of Half |
| | | | | | | |

| 2023 REGULAR SEASON - SPECIAL TEAMS/MISC GIVEAWAYS | | | | | | |
|--|-----------|---|------|-------|---------|--------|
| DATE | OPPONENT | TAKEAWAY | QTR. | SCORE | YD-LINE | RESULT |
| 10/08 | Baltimore | G. Olszewski fumble (J. Moon FF; K. Seymour FR) | 4 | 8-10 | PIT-27 | INT |

| 2023 REGULAR SEASON - TURNOVERS | | |
|---------------------------------|---|--|
| Offense: | 15 Giveaways 41 Points (4 TD, 4 FG) | Ratio +11 (27 takes, 16 gives) |
| Defense: | 27 Takeaways 76 Points (8 TD, 7 FG) | |
| Special Teams: | 1 Giveaway 0 Points (0 TD, 0 FG) 0 Takeaways 0 Points (0 TD, 0 FG) | Points Off Turnovers Ratio +35 (76 scored, 41 allowed) |

| DATE | OPPONENT | FORCED TURNOVERS | | | TURNOVERS CONVERTED | | | | | OUTCOME | |
|-------|------------------|------------------|-----------|-----------|---------------------|----------|-----------|-------------|-------------|------------|-------------|
| | | FUM | INTS | TOTAL | TD | FG | PTS. | PTS. PCT. | TD PCT. | NET DIFF. | RESULT |
| 09/10 | Pittsburgh | 1 | 0 | 1 | 0 | 0 | 0 | 0.0 | 0.0 | -1 | L |
| | San Francisco | 0 | 2 | 2 | 0 | 2 | 6 | 100.0 | 0.0 | +1 | W |
| 09/18 | Pittsburgh | 3 | 1 | 4 | 2 | 0 | 14 | 50.0 | 100.0 | +2 | W |
| | Cleveland | 1 | 1 | 2 | 1 | 0 | 8 | 50.0 | 100.0 | -2 | L |
| 09/24 | Pittsburgh | 0 | 3 | 3 | 1 | 1 | 10 | 66.7 | 50.0 | +3 | W |
| | at Las Vegas | 0 | 0 | 0 | 0 | 0 | 0 | 0.0 | 0.0 | -3 | L |
| 10/01 | Pittsburgh | 0 | 0 | 0 | 0 | 0 | 0 | 0.0 | 0.0 | -1 | L |
| | at Houston | 0 | 1 | 1 | 0 | 1 | 3 | 100.0 | 0.0 | +1 | W |
| 10/08 | Pittsburgh | 2 | 1 | 3 | 1 | 2 | 12 | 100.0 | 33.3 | +2 | W |
| | Baltimore | 1 | 0 | 1 | 0 | 0 | 0 | 0.0 | 0.0 | -2 | L |
| 10/22 | Pittsburgh | 0 | 1 | 1 | 1 | 0 | 7 | 100.0 | 100.0 | +1 | W |
| | at L.A. Rams | 0 | 0 | 0 | 0 | 0 | 0 | 0.0 | 0.0 | -1 | L |
| 10/29 | Pittsburgh | 2 | 1 | 3 | 0 | 1 | 3 | 33.3 | 0.0 | +1 | L |
| | Jacksonville | 0 | 2 | 2 | 0 | 1 | 3 | 50.0 | 0.0 | -1 | W |
| 11/02 | Pittsburgh | 0 | 1 | 1 | 0 | 0 | 0 | 0.0 | 0.0 | +1 | W |
| | Tennessee | 0 | 0 | 0 | 0 | 0 | 0 | 0.0 | 0.0 | -1 | L |
| 11/12 | Pittsburgh | 0 | 2 | 2 | 0 | 0 | 0 | 0.0 | 0.0 | +2 | W |
| | Green Bay | 0 | 0 | 0 | 0 | 0 | 0 | 0.0 | 0.0 | -2 | L |
| 11/19 | Pittsburgh | 0 | 1 | 1 | 0 | 0 | 0 | 0.0 | 0.0 | +1 | L |
| | at Cleveland | 0 | 0 | 0 | 0 | 0 | 0 | 0.0 | 0.0 | -1 | W |
| 11/26 | Pittsburgh | 0 | 1 | 1 | 1 | 0 | 7 | 100.0 | 100.0 | 0 | W |
| | at Cincinnati | 1 | 0 | 1 | 0 | 0 | 0 | 0.0 | 0.0 | 0 | L |
| 12/03 | Pittsburgh | 0 | 0 | 0 | 0 | 0 | 0 | 0.0 | 0.0 | -1 | L |
| | Arizona | 1 | 0 | 1 | 1 | 0 | 7 | 100.0 | 100.0 | +1 | W |
| 12/07 | Pittsburgh | 0 | 1 | 1 | 0 | 0 | 0 | 0.0 | 0.0 | 0 | L |
| | New England | 0 | 1 | 1 | 1 | 0 | 7 | 100.0 | 100.0 | 0 | W |
| 12/16 | Pittsburgh | 0 | 0 | 0 | 0 | 0 | 0 | 0.0 | 0.0 | -3 | L |
| | at Indianapolis | 1 | 2 | 3 | 1 | 0 | 7 | 33.3 | 100.0 | +3 | W |
| 12/23 | Pittsburgh | 0 | 3 | 3 | 2 | 1 | 17 | 100.0 | 66.7 | +3 | W |
| | Cincinnati | 0 | 0 | 0 | 0 | 0 | 0 | 0.0 | 0.0 | -3 | L |
| 12/31 | Pittsburgh | 1 | 0 | 1 | 0 | 1 | 3 | 100.0 | 0.0 | +1 | W |
| | at Seattle | 0 | 0 | 0 | 0 | 0 | 0 | 0.0 | 0.0 | -1 | L |
| 01/06 | Pittsburgh | 2 | 0 | 2 | 0 | 1 | 3 | 50.0 | 0.0 | 0 | W |
| | at Baltimore | 2 | 0 | 2 | 0 | 0 | 0 | 0.0 | 0.0 | 0 | L |
| | STEELERS | 11 | 16 | 27 | 8 | 7 | 76 | 55.6 | 53.3 | +11 | 10-7 |
| | OPPONENTS | 7 | 9 | 16 | 4 | 4 | 41 | 50.0 | 50.0 | -11 | 7-10 |

| PASSING: | | CONNOR HEYWARD | | | | | | | | | | | | |
|---------------|-----------------|----------------|----------|----------|-------------|------------|------------|----------|-------------|----------|-------------|----------|------------|-------------|
| DATE | OPP. | ATT | CMP | YDS | CMP% | Y/A | Y/C | TD | TD% | INT | INT% | LG | SK/YD | RATE |
| 09/10 | San Francisco | 0 | 0 | 0 | 0.0% | 0.0 | 0.0 | 0 | 0.0% | 0 | 0.0% | 0 | 0/0 | 0.0 |
| 09/18 | Cleveland | 0 | 0 | 0 | 0.0% | 0.0 | 0.0 | 0 | 0.0% | 0 | 0.0% | 0 | 0/0 | 0.0 |
| 09/24 | at Las Vegas | 0 | 0 | 0 | 0.0% | 0.0 | 0.0 | 0 | 0.0% | 0 | 0.0% | 0 | 0/0 | 0.0 |
| 10/01 | at Houston | 0 | 0 | 0 | 0.0% | 0.0 | 0.0 | 0 | 0.0% | 0 | 0.0% | 0 | 0/0 | 0.0 |
| 10/08 | Baltimore | 0 | 0 | 0 | 0.0% | 0.0 | 0.0 | 0 | 0.0% | 0 | 0.0% | 0 | 0/0 | 0.0 |
| 10/22 | at L.A. Rams | 0 | 0 | 0 | 0.0% | 0.0 | 0.0 | 0 | 0.0% | 0 | 0.0% | 0 | 0/0 | 0.0 |
| 10/29 | Jacksonville | 0 | 0 | 0 | 0.0% | 0.0 | 0.0 | 0 | 0.0% | 0 | 0.0% | 0 | 0/0 | 0.0 |
| 11/02 | Tennessee | 0 | 0 | 0 | 0.0% | 0.0 | 0.0 | 0 | 0.0% | 0 | 0.0% | 0 | 0/0 | 0.0 |
| 11/12 | Green Bay | 0 | 0 | 0 | 0.0% | 0.0 | 0.0 | 0 | 0.0% | 0 | 0.0% | 0 | 0/0 | 0.0 |
| 11/19 | at Cleveland | 0 | 0 | 0 | 0.0% | 0.0 | 0.0 | 0 | 0.0% | 0 | 0.0% | 0 | 0/0 | 0.0 |
| 11/26 | at Cincinnati | 0 | 0 | 0 | 0.0% | 0.0 | 0.0 | 0 | 0.0% | 0 | 0.0% | 0 | 0/0 | 0.0 |
| 12/03 | Arizona | 0 | 0 | 0 | 0.0% | 0.0 | 0.0 | 0 | 0.0% | 0 | 0.0% | 0 | 0/0 | 0.0 |
| 12/07 | New England | 1 | 0 | 0 | 0.0% | 0.0 | 0.0 | 0 | 0.0% | 0 | 0.0% | 0 | 0/0 | 39.6 |
| 12/16 | at Indianapolis | 0 | 0 | 0 | 0.0% | 0.0 | 0.0 | 0 | 0.0% | 0 | 0.0% | 0 | 0/0 | 0.0 |
| 12/23 | Cincinnati | 0 | 0 | 0 | 0.0% | 0.0 | 0.0 | 0 | 0.0% | 0 | 0.0% | 0 | 0/0 | 0.0 |
| 12/31 | at Seattle | 0 | 0 | 0 | 0.0% | 0.0 | 0.0 | 0 | 0.0% | 0 | 0.0% | 0 | 0/0 | 0.0 |
| 01/06 | at Baltimore | 0 | 0 | 0 | 0.0% | 0.0 | 0.0 | 0 | 0.0% | 0 | 0.0% | 0 | 0/0 | 0.0 |
| TOTALS | | 1 | 0 | 0 | 0.0% | 0.0 | 0.0 | 0 | 0.0% | 0 | 0.0% | 0 | 0/0 | 39.6 |

| PASSING: | | KENNY PICKETT | | | | | | | | | | | | |
|---------------|-----------------|---------------|------------|--------------|--------------|------------|-------------|----------|-------------|----------|-------------|------------|---------------|-------------|
| DATE | OPP. | ATT | CMP | YDS | CMP% | Y/A | Y/C | TD | TD% | INT | INT% | LG | SK/YD | RATE |
| 09/10 | San Francisco | 46 | 31 | 232 | 67.4% | 5.0 | 7.5 | 1 | 2.2% | 2 | 4.3% | 31 | 5/34 | 68.4 |
| 09/18 | Cleveland | 30 | 15 | 222 | 50.0% | 7.4 | 14.8 | 1 | 3.3% | 1 | 3.3% | 71t | 2/22 | 71.8 |
| 09/24 | at Las Vegas | 28 | 16 | 235 | 57.1% | 8.4 | 14.7 | 2 | 7.1% | 0 | 0.0% | 72t | 1/7 | 108.5 |
| 10/01 | at Houston | 23 | 15 | 114 | 65.2% | 5.0 | 7.6 | 0 | 0.0% | 1 | 4.3% | 32 | 3/21 | 59.0 |
| 10/08 | Baltimore | 32 | 18 | 224 | 56.3% | 7.0 | 12.4 | 1 | 3.1% | 0 | 0.0% | 41t | 3/22 | 88.5 |
| 10/22 | at L.A. Rams | 25 | 17 | 230 | 68.0% | 9.2 | 13.5 | 0 | 0.0% | 0 | 0.0% | 39 | 2/16 | 97.1 |
| 10/29 | Jacksonville | 16 | 10 | 73 | 62.5% | 4.6 | 7.3 | 0 | 0.0% | 0 | 0.0% | 16 | 1/5 | 73.2 |
| 11/02 | Tennessee | 30 | 19 | 160 | 63.3% | 5.3 | 8.4 | 1 | 3.3% | 0 | 0.0% | 32 | 0/0 | 88.2 |
| 11/12 | Green Bay | 23 | 14 | 126 | 60.9% | 5.5 | 9.0 | 0 | 0.0% | 0 | 0.0% | 28 | 1/7 | 75.6 |
| 11/19 | at Cleveland | 28 | 15 | 106 | 53.6% | 3.8 | 7.1 | 0 | 0.0% | 0 | 0.0% | 14 | 3/29 | 62.5 |
| 11/26 | at Cincinnati | 33 | 24 | 278 | 72.7% | 8.4 | 11.6 | 0 | 0.0% | 0 | 0.0% | 43 | 2/10 | 97.8 |
| 12/03 | Arizona | 10 | 7 | 70 | 70.0% | 7.0 | 10.0 | 0 | 0.0% | 0 | 0.0% | 38 | 0/0 | 89.6 |
| 12/07 | New England | | | | | | | | | | | | | |
| 12/16 | at Indianapolis | | | | | | | | | | | | | |
| 12/23 | Cincinnati | | | | | | | | | | | | | |
| 12/31 | at Seattle | | | | | | | | | | | | | |
| 01/06 | at Baltimore | | | | | | | | | | | | | |
| TOTALS | | 324 | 201 | 2,070 | 62.0% | 6.4 | 10.3 | 6 | 1.9% | 4 | 1.2% | 72T | 23/173 | 81.4 |

| PASSING: | | MASON RUDOLPH | | | | | | | | | | | | |
|---------------|-----------------|---------------|-----------|------------|--------------|------------|-------------|----------|-------------|----------|-------------|------------|-------------|--------------|
| DATE | OPP. | ATT | CMP | YDS | CMP% | Y/A | Y/C | TD | TD% | INT | INT% | LG | SK/YD | RATE |
| 09/10 | San Francisco | | | | | | | | | | | | | |
| 09/18 | Cleveland | | | | | | | | | | | | | |
| 09/24 | at Las Vegas | | | | | | | | | | | | | |
| 10/01 | at Houston | | | | | | | | | | | | | |
| 10/08 | Baltimore | | | | | | | | | | | | | |
| 10/22 | at L.A. Rams | | | | | | | | | | | | | |
| 10/29 | Jacksonville | | | | | | | | | | | | | |
| 11/02 | Tennessee | | | | | | | | | | | | | |
| 11/12 | Green Bay | | | | | | | | | | | | | |
| 11/19 | at Cleveland | | | | | | | | | | | | | |
| 11/26 | at Cincinnati | | | | | | | | | | | | | |
| 12/03 | Arizona | | | | | | | | | | | | | |
| 12/07 | New England | | | | | | | | | | | | | |
| 12/16 | at Indianapolis | 3 | 2 | 3 | 66.7% | 1.0 | 1.5 | 0 | 0.0% | 0 | 0.0% | 6 | 1/11 | 70.1 |
| 12/23 | Cincinnati | 27 | 17 | 290 | 63.0% | 10.7 | 17.1 | 2 | 7.4% | 0 | 0.0% | 86t | 1/6 | 124.0 |
| 12/31 | at Seattle | 24 | 18 | 274 | 75.0% | 11.4 | 15.2 | 0 | 0.0% | 0 | 0.0% | 42 | 1/8 | 112.2 |
| 01/06 | at Baltimore | 20 | 18 | 152 | 90.0% | 7.6 | 8.4 | 1 | 5.0% | 0 | 0.0% | 71t | 3/18 | 115.0 |
| TOTALS | | 74 | 55 | 719 | 74.3% | 9.7 | 13.1 | 3 | 4.1% | 0 | 0.0% | 86T | 6/43 | 118.0 |

| PASSING: | | MITCH TRUBISKY | | | | | | | | | | | | |
|---------------|-----------------|----------------|-----------|------------|--------------|------------|------------|----------|-------------|----------|-------------|-----------|-------------|-------------|
| DATE | OPP. | ATT | CMP | YDS | CMP% | Y/A | Y/C | TD | TD% | INT | INT% | LG | SK/YD | RATE |
| 09/10 | San Francisco | | | | | | | | | | | | | |
| 09/18 | Cleveland | | | | | | | | | | | | | |
| 09/24 | at Las Vegas | | | | | | | | | | | | | |
| 10/01 | at Houston | 5 | 3 | 18 | 60.0% | 3.6 | 6.0 | 0 | 0.0% | 0 | 0.0% | 8 | 0/0 | 67.1 |
| 10/08 | Baltimore | | | | | | | | | | | | | |
| 10/22 | at L.A. Rams | | | | | | | | | | | | | |
| 10/29 | Jacksonville | 27 | 15 | 138 | 55.6% | 5.1 | 9.2 | 1 | 3.7% | 2 | 7.4% | 22t | 2/15 | 51.2 |
| 11/02 | Tennessee | | | | | | | | | | | | | |
| 11/12 | Green Bay | | | | | | | | | | | | | |
| 11/19 | at Cleveland | | | | | | | | | | | | | |
| 11/26 | at Cincinnati | | | | | | | | | | | | | |
| 12/03 | Arizona | 17 | 11 | 117 | 64.7% | 6.9 | 10.6 | 1 | 5.9% | 0 | 0.0% | 26 | 0/0 | 104.3 |
| 12/07 | New England | 35 | 22 | 190 | 62.9% | 5.4 | 8.6 | 1 | 2.9% | 1 | 2.9% | 25t | 2/8 | 74.7 |
| 12/16 | at Indianapolis | 23 | 16 | 169 | 69.6% | 7.3 | 10.6 | 1 | 4.3% | 2 | 8.7% | 25 | 3/19 | 68.9 |
| 12/23 | Cincinnati | | | | | | | | | | | | | |
| 12/31 | at Seattle | | | | | | | | | | | | | |
| 01/06 | at Baltimore | | | | | | | | | | | | | |
| TOTALS | | 107 | 67 | 632 | 62.6% | 5.9 | 9.4 | 4 | 3.7% | 5 | 4.7% | 26 | 7/42 | 71.9 |

| RUSHING: | | CALVIN AUSTIN III | | | | | NAJEE HARRIS | | | | | CONNOR HEYWARD | | | | |
|---------------|-----------------|-------------------|-----------|------------|-----------|----------|--------------|--------------|------------|-----------|----------|----------------|----------|------------|-----------|----------|
| DATE | OPP. | NO. | YDS | AVG | LG | TD | NO. | YDS | AVG | LG | TD | NO. | YDS | AVG | LG | TD |
| 09/10 | San Francisco | 0 | 0 | 0.0 | -- | 0 | 6 | 31 | 5.2 | 24 | 0 | 0 | 0 | 0.0 | -- | 0 |
| 09/18 | Cleveland | 1 | -2 | -2.0 | -2 | 0 | 10 | 43 | 4.3 | 21 | 0 | 0 | 0 | 0.0 | -- | 0 |
| 09/24 | at Las Vegas | 0 | 0 | 0.0 | -- | 0 | 19 | 65 | 3.4 | 17 | 0 | 1 | 0 | 0.0 | -- | 0 |
| 10/01 | at Houston | 1 | 5 | 5.0 | 5 | 0 | 14 | 71 | 5.1 | 23 | 0 | 0 | 0 | 0.0 | -- | 0 |
| 10/08 | Baltimore | 0 | 0 | 0.0 | -- | 0 | 14 | 37 | 2.6 | 8 | 0 | 0 | 0 | 0.0 | -- | 0 |
| 10/22 | at L.A. Rams | 1 | 1 | 1.0 | 1 | 0 | 14 | 53 | 3.8 | 10 | 1 | 0 | 0 | 0.0 | -- | 0 |
| 10/29 | Jacksonville | 2 | 10 | 5.0 | 10 | 0 | 7 | 13 | 1.9 | 3 | 0 | 0 | 0 | 0.0 | -- | 0 |
| 11/02 | Tennessee | 2 | 10 | 5.0 | 8 | 0 | 16 | 69 | 4.3 | 25 | 1 | 0 | 0 | 0.0 | -- | 0 |
| 11/12 | Green Bay | 1 | 6 | 6.0 | 6 | 0 | 16 | 82 | 5.1 | 24 | 1 | 0 | 0 | 0.0 | -- | 0 |
| 11/19 | at Cleveland | 0 | 0 | 0.0 | -- | 0 | 12 | 35 | 2.9 | 17 | 0 | 0 | 0 | 0.0 | -- | 0 |
| 11/26 | at Cincinnati | 0 | 0 | 0.0 | -- | 0 | 15 | 99 | 6.6 | 22 | 1 | 0 | 0 | 0.0 | -- | 0 |
| 12/03 | Arizona | 0 | 0 | 0.0 | -- | 0 | 16 | 63 | 3.9 | 11 | 0 | 0 | 0 | 0.0 | -- | 0 |
| 12/07 | New England | 1 | 12 | 12.0 | 12 | 0 | 12 | 29 | 2.4 | 7 | 0 | 0 | 0 | 0.0 | -- | 0 |
| 12/16 | at Indianapolis | 0 | 0 | 0.0 | -- | 0 | 12 | 33 | 2.8 | 15 | 0 | 0 | 0 | 0.0 | -- | 0 |
| 12/23 | Cincinnati | 1 | 7 | 7.0 | 7t | 1 | 19 | 78 | 4.1 | 13 | 1 | 0 | 0 | 0.0 | -- | 0 |
| 12/31 | at Seattle | 0 | 0 | 0.0 | -- | 0 | 27 | 122 | 4.5 | 23 | 2 | 0 | 0 | 0.0 | -- | 0 |
| 01/06 | at Baltimore | 1 | 8 | 8.0 | 8 | 0 | 26 | 112 | 4.3 | 15 | 1 | 0 | 0 | 0.0 | -- | 0 |
| TOTALS | | 11 | 57 | 5.2 | 12 | 1 | 255 | 1,035 | 4.1 | 25 | 8 | 1 | 0 | 0.0 | -- | 0 |

| RUSHING: | | GEORGE PICKENS | | | | | KENNY PICKETT | | | | | MASON RUDOLPH | | | | |
|---------------|-----------------|----------------|-----------|------------|-----------|----------|---------------------------|-----------|------------|-----------|----------|---------------------------|----------|------------|----------|----------|
| DATE | OPP. | NO. | YDS | AVG | LG | TD | NO. | YDS | AVG | LG | TD | NO. | YDS | AVG | LG | TD |
| 09/10 | San Francisco | 0 | 0 | 0.0 | -- | 0 | 1 | 4 | 4.0 | 4 | 0 | ON INACTIVE LIST | | | | |
| 09/18 | Cleveland | 0 | 0 | 0.0 | -- | 0 | 4 | -6 | -1.5 | -1 | 0 | ON INACTIVE LIST | | | | |
| 09/24 | at Las Vegas | 0 | 0 | 0.0 | -- | 0 | 3 | 11 | 3.7 | 10 | 0 | ON INACTIVE LIST | | | | |
| 10/01 | at Houston | 0 | 0 | 0.0 | -- | 0 | 2 | 9 | 4.5 | 8 | 0 | ON INACTIVE LIST | | | | |
| 10/08 | Baltimore | 1 | 16 | 16.0 | 16 | 0 | 6 | -6 | -1.0 | 2 | 0 | ON INACTIVE LIST | | | | |
| 10/22 | at L.A. Rams | 0 | 0 | 0.0 | -- | 0 | 8 | 0 | 0.0 | 2 | 1 | ON INACTIVE LIST | | | | |
| 10/29 | Jacksonville | 0 | 0 | 0.0 | -- | 0 | 1 | 10 | 10.0 | 10 | 0 | ON INACTIVE LIST | | | | |
| 11/02 | Tennessee | 0 | 0 | 0.0 | -- | 0 | 1 | -1 | -1.0 | -1 | 0 | INACTIVE | | | | |
| 11/12 | Green Bay | 0 | 0 | 0.0 | -- | 0 | 4 | 16 | 4.0 | 11 | 0 | ON INACTIVE LIST | | | | |
| 11/19 | at Cleveland | 1 | -1 | -1.0 | -1 | 0 | 4 | 9 | 2.3 | 5 | 0 | ON INACTIVE LIST | | | | |
| 11/26 | at Cincinnati | 0 | 0 | 0.0 | -- | 0 | 5 | 5 | 1.0 | 5 | 0 | ON INACTIVE LIST | | | | |
| 12/03 | Arizona | 0 | 0 | 0.0 | -- | 0 | 3 | 3 | 1.0 | 2 | 0 | ON INACTIVE LIST | | | | |
| 12/07 | New England | 0 | 0 | 0.0 | -- | 0 | INACTIVE | | | | | DID NOT PLAY (NON-INJURY) | | | | |
| 12/16 | at Indianapolis | 0 | 0 | 0.0 | -- | 0 | ON INACTIVE LIST | | | | | 0 | 0 | 0.0 | -- | 0 |
| 12/23 | Cincinnati | 0 | 0 | 0.0 | -- | 0 | ON INACTIVE LIST | | | | | 2 | 4 | 2.0 | 7 | 0 |
| 12/31 | at Seattle | 0 | 0 | 0.0 | -- | 0 | ON INACTIVE LIST | | | | | 6 | 5 | 0.8 | 2 | 0 |
| 01/06 | at Baltimore | 1 | 3 | 3.0 | 3 | 0 | DID NOT PLAY (NON-INJURY) | | | | | 2 | -1 | -0.5 | -- | 0 |
| TOTALS | | 3 | 18 | 6.0 | 16 | 0 | 42 | 54 | 1.3 | 11 | 1 | 10 | 8 | 0.8 | 7 | 0 |

| RUSHING: | | MITCH TRUBISKY | | | | | JAYLEN WARREN | | | | |
|---------------|-----------------|---------------------------|-----------|------------|-----------|----------|---------------|------------|------------|------------|----------|
| DATE | OPP. | NO. | YDS | AVG | LG | TD | NO. | YDS | AVG | LG | TD |
| 09/10 | San Francisco | DID NOT PLAY (NON-INJURY) | | | | | 3 | 6 | 2.0 | 3 | 0 |
| 09/18 | Cleveland | DID NOT PLAY (NON-INJURY) | | | | | 6 | 20 | 3.3 | 8 | 0 |
| 09/24 | at Las Vegas | DID NOT PLAY (NON-INJURY) | | | | | 8 | 29 | 3.6 | 11 | 0 |
| 10/01 | at Houston | 0 | 0 | 0.0 | -- | 0 | 8 | 29 | 3.6 | 18 | 0 |
| 10/08 | Baltimore | DID NOT PLAY (NON-INJURY) | | | | | 9 | 40 | 4.4 | 16 | 0 |
| 10/22 | at L.A. Rams | DID NOT PLAY (NON-INJURY) | | | | | 6 | 32 | 5.3 | 13t | 1 |
| 10/29 | Jacksonville | 3 | 18 | 6.0 | 8 | 0 | 5 | 19 | 3.8 | 8 | 0 |
| 11/02 | Tennessee | DID NOT PLAY (NON-INJURY) | | | | | 11 | 88 | 8.0 | 22 | 0 |
| 11/12 | Green Bay | DID NOT PLAY (NON-INJURY) | | | | | 15 | 101 | 6.7 | 20 | 1 |
| 11/19 | at Cleveland | DID NOT PLAY (NON-INJURY) | | | | | 9 | 129 | 14.3 | 74t | 1 |
| 11/26 | at Cincinnati | DID NOT PLAY (NON-INJURY) | | | | | 13 | 49 | 3.8 | 9 | 0 |
| 12/03 | Arizona | 3 | 5 | 1.7 | 6 | 0 | 9 | 59 | 6.6 | 18 | 0 |
| 12/07 | New England | 8 | 30 | 3.8 | 15 | 1 | 7 | 11 | 1.6 | 7 | 0 |
| 12/16 | at Indianapolis | 2 | 1 | 0.5 | 1t | 1 | 10 | 40 | 4.0 | 11 | 0 |
| 12/23 | Cincinnati | DID NOT PLAY (NON-INJURY) | | | | | 8 | 24 | 3.0 | 5 | 0 |
| 12/31 | at Seattle | DID NOT PLAY (NON-INJURY) | | | | | 13 | 75 | 5.8 | 23 | 1 |
| 01/06 | at Baltimore | ON INACTIVE LIST | | | | | 9 | 33 | 3.7 | 23 | 0 |
| TOTALS | | 16 | 54 | 3.4 | 15 | 2 | 149 | 784 | 5.3 | 74T | 4 |

| RECEIVING: | | CALVIN AUSTIN III | | | | | MILES BOYKIN | | | | | PATI FREIERMUTH | | | | |
|---------------|-----------------|-------------------|------------|-------------|------------|----------|--------------|-----------|------------|----------|----------|------------------|------------|------------|-----------|----------|
| DATE | OPP. | NO. | YDS | AVG | LG | TD | NO. | YDS | AVG | LG | TD | NO. | YDS | AVG | LG | TD |
| 09/10 | San Francisco | 6 | 37 | 6.2 | 13 | 0 | 0 | 0 | 0.0 | -- | 0 | 1 | 3 | 3.0 | 31 | 1 |
| 09/18 | Cleveland | 1 | 10 | 10.0 | 10 | 0 | 1 | 5 | 5.0 | 5 | 0 | 1 | 2 | 2.0 | 2 | 0 |
| 09/24 | at Las Vegas | 2 | 72 | 36.0 | 72t | 1 | 0 | 0 | 0.0 | -- | 0 | 3 | 41 | 13.7 | 14 | 1 |
| 10/01 | at Houston | 3 | 24 | 8.0 | 12 | 0 | 0 | 0 | 0.0 | -- | 0 | 3 | 7 | 2.3 | 9 | 0 |
| 10/08 | Baltimore | 0 | 0 | 0.0 | -- | 0 | 0 | 0 | 0.0 | -- | 0 | ON INACTIVE LIST | | | | |
| 10/22 | at L.A. Rams | 0 | 0 | 0.0 | -- | 0 | 0 | 0 | 0.0 | -- | 0 | INJURED RESERVE | | | | |
| 10/29 | Jacksonville | 2 | 19 | 9.5 | 12 | 0 | 0 | 0 | 0.0 | -- | 0 | INJURED RESERVE | | | | |
| 11/02 | Tennessee | 0 | 0 | 0.0 | -- | 0 | 1 | 6 | 6.0 | 6 | 0 | INJURED RESERVE | | | | |
| 11/12 | Green Bay | 1 | 3 | 3.0 | 3 | 0 | 0 | 0 | 0.0 | -- | 0 | INJURED RESERVE | | | | |
| 11/19 | at Cleveland | 0 | 0 | 0.0 | -- | 0 | 0 | 0 | 0.0 | -- | 0 | 1 | 7 | 7.0 | 7 | 0 |
| 11/26 | at Cincinnati | 1 | 5 | 5.0 | 5 | 0 | 0 | 0 | 0.0 | -- | 0 | 9 | 120 | 13.3 | 29 | 0 |
| 12/03 | Arizona | 1 | 10 | 10.0 | 10 | 0 | 0 | 0 | 0.0 | -- | 0 | 3 | 29 | 9.7 | 12 | 0 |
| 12/07 | New England | 0 | 0 | 0.0 | -- | 0 | 0 | 0 | 0.0 | -- | 0 | 3 | 18 | 6.0 | 7 | 0 |
| 12/16 | at Indianapolis | 0 | 0 | 0.0 | -- | 0 | 0 | 0 | 0.0 | -- | 0 | 3 | 16 | 5.3 | 6 | 0 |
| 12/23 | Cincinnati | 0 | 0 | 0.0 | -- | 0 | 1 | 6 | 6.0 | 6 | 0 | 0 | 0 | 0.0 | -- | 0 |
| 12/31 | at Seattle | 0 | 0 | 0.0 | -- | 0 | 0 | 0 | 0.0 | -- | 0 | 3 | 44 | 14.7 | 25 | 0 |
| 01/06 | at Baltimore | 0 | 0 | 0.0 | -- | 0 | 0 | 0 | 0.0 | -- | 0 | 2 | 21 | 10.5 | 13 | 0 |
| TOTALS | | 17 | 180 | 10.6 | 72T | 1 | 3 | 17 | 5.7 | 6 | 0 | 32 | 308 | 9.6 | 29 | 2 |

| RECEIVING: | | NAJEE HARRIS | | | | | CONNOR HEYWARD | | | | | DIONTAJ JOHNSON | | | | |
|---------------|-----------------|--------------|------------|------------|-----------|----------|----------------|------------|------------|-----------|----------|-----------------|------------|-------------|------------|----------|
| DATE | OPP. | NO. | YDS | AVG | LG | TD | NO. | YDS | AVG | LG | TD | NO. | YDS | AVG | LG | TD |
| 09/10 | San Francisco | 2 | 2 | 1.0 | 4 | 0 | 2 | 19 | 9.5 | 11 | 0 | 3 | 48 | 16.0 | 26 | 0 |
| 09/18 | Cleveland | 1 | 0 | 0.0 | -- | 0 | 0 | 0 | 0.0 | -- | 0 | | | | | |
| 09/24 | at Las Vegas | 0 | 0 | 0.0 | -- | 0 | 0 | 0 | 0.0 | -- | 0 | INJURED RESERVE | | | | |
| 10/01 | at Houston | 1 | 32 | 32.0 | 32 | 0 | 0 | 0 | 0.0 | -- | 0 | INJURED RESERVE | | | | |
| 10/08 | Baltimore | 1 | 3 | 3.0 | 3 | 0 | 3 | 23 | 7.7 | 12 | 0 | INJURED RESERVE | | | | |
| 10/22 | at L.A. Rams | 3 | 15 | 5.0 | 8 | 0 | 2 | 23 | 11.5 | 12 | 0 | 5 | 79 | 15.8 | 39 | 0 |
| 10/29 | Jacksonville | 5 | 42 | 8.4 | 13 | 0 | 5 | 24 | 4.8 | 9 | 0 | 8 | 85 | 10.6 | 16 | 0 |
| 11/02 | Tennessee | 2 | 7 | 3.5 | 4 | 0 | 2 | 16 | 8.0 | 11 | 0 | 7 | 90 | 12.9 | 32 | 1 |
| 11/12 | Green Bay | 3 | 14 | 4.7 | 8 | 0 | 3 | 32 | 10.7 | 13 | 0 | 1 | 17 | 17.0 | 17 | 0 |
| 11/19 | at Cleveland | 1 | 1 | 1.0 | 1 | 0 | 0 | 0 | 0.0 | -- | 0 | 2 | 16 | 8.0 | 7 | 0 |
| 11/26 | at Cincinnati | 0 | 0 | 0.0 | -- | 0 | 2 | 11 | 5.5 | 10 | 0 | 4 | 50 | 12.5 | 39 | 0 |
| 12/03 | Arizona | 2 | 14 | 7.0 | 10 | 0 | 0 | 0 | 0.0 | -- | 0 | 4 | 33 | 8.3 | 26 | 1 |
| 12/07 | New England | 3 | 19 | 6.3 | 14 | 0 | 2 | 15 | 7.5 | 10 | 0 | 3 | 57 | 19.0 | 25t | 1 |
| 12/16 | at Indianapolis | 0 | 0 | 0.0 | -- | 0 | 0 | 0 | 0.0 | -- | 0 | 4 | 62 | 15.5 | 25 | 1 |
| 12/23 | Cincinnati | 0 | 0 | 0.0 | -- | 0 | 0 | 0 | 0.0 | -- | 0 | 2 | 15 | 7.5 | 10 | 0 |
| 12/31 | at Seattle | 0 | 0 | 0.0 | -- | 0 | 0 | 0 | 0.0 | -- | 0 | 4 | 76 | 19.0 | 42 | 0 |
| 01/06 | at Baltimore | 5 | 21 | 4.2 | 7 | 0 | 2 | 4 | 2.0 | 2 | 0 | 4 | 89 | 22.3 | 71t | 1 |
| TOTALS | | 29 | 170 | 5.9 | 32 | 0 | 23 | 167 | 7.3 | 13 | 0 | 51 | 717 | 14.1 | 71T | 5 |

| RECEIVING: | | ANTHONY MCFARLAND JR. | | | | | GUNNER OLSZEWSKI | | | | | GEORGE PICKENS | | | | |
|---------------|-----------------|---|-----------|------------|----------|----------|------------------|----------|------------|-----------|----------|----------------|--------------|-------------|------------|----------|
| DATE | OPP. | NO. | YDS | AVG | LG | TD | NO. | YDS | AVG | LG | TD | NO. | YDS | AVG | LG | TD |
| 09/10 | San Francisco | 2 | 11 | 5.5 | 6 | 0 | ON INACTIVE LIST | | | | | 5 | 36 | 7.2 | 9 | 0 |
| 09/18 | Cleveland | | | | | | 1 | 0 | 0.0 | -- | 0 | 4 | 127 | 31.8 | 71t | 1 |
| 09/24 | at Las Vegas | INJURED RESERVE | | | | | ON INACTIVE LIST | | | | | 4 | 75 | 18.8 | 32 | 0 |
| 10/01 | at Houston | INJURED RESERVE | | | | | ON INACTIVE LIST | | | | | 3 | 25 | 8.3 | 17 | 0 |
| 10/08 | Baltimore | INJURED RESERVE | | | | | 0 | 0 | 0.0 | -- | 0 | 6 | 130 | 21.7 | 41t | 1 |
| 10/22 | at L.A. Rams | INJURED RESERVE - DESIGNATED FOR RETURN | | | | | NOT ON ANY TEAM | | | | | 5 | 107 | 21.4 | 31 | 0 |
| 10/29 | Jacksonville | INJURED RESERVE - DESIGNATED FOR RETURN | | | | | Giants | | | | | 1 | 22 | 22.0 | 22t | 1 |
| 11/02 | Tennessee | INJURED RESERVE - DESIGNATED FOR RETURN | | | | | Giants | | | | | 2 | -1 | -0.5 | 2 | 0 |
| 11/12 | Green Bay | 0 | 0 | 0.0 | -- | 0 | Giants | | | | | 3 | 45 | 15.0 | 28 | 0 |
| 11/19 | at Cleveland | 0 | 0 | 0.0 | -- | 0 | Giants | | | | | 4 | 38 | 9.5 | 14 | 0 |
| 11/26 | at Cincinnati | ON INACTIVE LIST | | | | | Giants | | | | | 3 | 58 | 19.3 | 43 | 0 |
| 12/03 | Arizona | ON INACTIVE LIST | | | | | Giants | | | | | 4 | 86 | 21.5 | 38 | 0 |
| 12/07 | New England | INACTIVE | | | | | Giants | | | | | 5 | 19 | 3.8 | 7 | 0 |
| 12/16 | at Indianapolis | ON INACTIVE LIST | | | | | Giants | | | | | 3 | 47 | 15.7 | 17 | 0 |
| 12/23 | Cincinnati | DID NOT PLAY | | | | | Giants | | | | | 4 | 195 | 48.8 | 86t | 2 |
| 12/31 | at Seattle | PRACTICE SQUAD | | | | | Giants | | | | | 7 | 131 | 18.7 | 37 | 0 |
| 01/06 | at Baltimore | PRACTICE SQUAD | | | | | Giants | | | | | 0 | 0 | 0.0 | -- | 0 |
| TOTALS | | 2 | 11 | 5.5 | 6 | 0 | 1 | 0 | 0.0 | -- | 0 | 63 | 1,140 | 18.1 | 86T | 5 |

| RECEIVING: | | ALLEN ROBINSON II | | | | | JAYLEN WARREN | | | | | DARNELL WASHINGTON | | | | |
|---------------|-----------------|-------------------|------------|------------|-----------|----------|---------------|------------|------------|-----------|----------|--------------------|-----------|------------|-----------|----------|
| DATE | OPP. | NO. | YDS | AVG | LG | TD | NO. | YDS | AVG | LG | TD | NO. | YDS | AVG | LG | TD |
| 09/10 | San Francisco | 5 | 64 | 12.8 | 31 | 0 | 5 | 12 | 2.4 | 9 | 0 | 0 | 0 | 0.0 | -- | 0 |
| 09/18 | Cleveland | 2 | 12 | 6.0 | 7 | 0 | 4 | 66 | 16.5 | 30 | 0 | 0 | 0 | 0.0 | -- | 0 |
| 09/24 | at Las Vegas | 4 | 24 | 6.0 | 8 | 0 | 3 | 23 | 7.7 | 16 | 0 | 0 | 0 | 0.0 | -- | 0 |
| 10/01 | at Houston | 1 | 8 | 8.0 | 8 | 0 | 6 | 26 | 4.3 | 7 | 0 | 1 | 10 | 10.0 | 10 | 0 |
| 10/08 | Baltimore | 5 | 29 | 5.8 | 10 | 0 | 3 | 39 | 13.0 | 23 | 0 | 0 | 0 | 0.0 | -- | 0 |
| 10/22 | at L.A. Rams | 1 | 7 | 7.0 | 7 | 0 | 1 | -1 | -1.0 | -1 | 0 | 0 | 0 | 0.0 | -- | 0 |
| 10/29 | Jacksonville | 0 | 0 | 0.0 | -- | 0 | 4 | 19 | 4.8 | 11 | 0 | 0 | 0 | 0.0 | -- | 0 |
| 11/02 | Tennessee | 1 | 10 | 10.0 | 10 | 0 | 3 | 25 | 8.3 | 9 | 0 | 1 | 7 | 7.0 | 7 | 0 |
| 11/12 | Green Bay | 0 | 0 | 0.0 | -- | 0 | 2 | 9 | 4.5 | 6 | 0 | 1 | 6 | 6.0 | 6 | 0 |
| 11/19 | at Cleveland | 3 | 20 | 6.7 | 11 | 0 | 3 | 16 | 5.3 | 14 | 0 | 1 | 8 | 8.0 | 8 | 0 |
| 11/26 | at Cincinnati | 1 | 11 | 11.0 | 11 | 0 | 3 | 13 | 4.3 | 15 | 0 | 1 | 10 | 10.0 | 10 | 0 |
| 12/03 | Arizona | 3 | 19 | 6.3 | 8 | 0 | 1 | -4 | -4.0 | -4 | 0 | 0 | 0 | 0.0 | -- | 0 |
| 12/07 | New England | 1 | 21 | 21.0 | 21 | 0 | 4 | 29 | 7.3 | 12 | 0 | 1 | 12 | 12.0 | 12 | 0 |
| 12/16 | at Indianapolis | 3 | 19 | 6.3 | 8 | 0 | 5 | 28 | 5.6 | 11 | 0 | 0 | 0 | 0.0 | -- | 0 |
| 12/23 | Cincinnati | 4 | 36 | 9.0 | 14 | 0 | 5 | 30 | 6.0 | 18 | 0 | 1 | 8 | 8.0 | 8 | 0 |
| 12/31 | at Seattle | 0 | 0 | 0.0 | -- | 0 | 4 | 23 | 5.8 | 10 | 0 | 0 | 0 | 0.0 | -- | 0 |
| 01/06 | at Baltimore | 0 | 0 | 0.0 | -- | 0 | 5 | 17 | 3.4 | 7 | 0 | 0 | 0 | 0.0 | -- | 0 |
| TOTALS | | 34 | 280 | 8.2 | 31 | 0 | 61 | 370 | 6.1 | 30 | 0 | 7 | 61 | 8.7 | 12 | 0 |

| DATE | OPP. | MONTRAVIUS ADAMS SR. | | | | | | | | | | KWON ALEXANDER | | | | | | | | | | KEEANU BENTON | | | | | | | | | | | | | | | | | | | | | | | |
|--------|-----------------|----------------------|----|----|-------|----|-----|-----|----|----|----|-----------------|----|---|----|-------|-----|-----|-----|----|----|---------------|----|---|---|----|-------|-----|-----|-----|-----|-----|----|----|---|---|-----|-----|---|---|---|---|---|---|---|
| | | S | A | TK | TFL Y | SK | SKY | INT | FR | FF | PR | PD | S | A | TK | TFL Y | SK | SKY | INT | FR | FF | PR | PD | S | A | TK | TFL Y | SK | SKY | INT | FR | FF | PR | PD | | | | | | | | | | | |
| 09/10 | San Francisco | 0 | 2 | 2 | 0 | 0 | 0.0 | 0.0 | 0 | 0 | 0 | 0 | 7 | 1 | 8 | 0 | 0 | 0.0 | 0.0 | 0 | 0 | 0 | 0 | 0 | 1 | 2 | 3 | 0 | 0 | 0.0 | 0.0 | 0 | 0 | 0 | 0 | 0 | 0 | 0 | | | | | | | |
| 09/18 | Cleveland | 1 | 2 | 3 | 0 | 0 | 0.0 | 0.0 | 0 | 0 | 1 | 0 | 8 | 1 | 9 | 1 | 1 | 0.0 | 0.0 | 0 | 0 | 0 | 0 | 0 | 0 | 2 | 2 | 0 | 0 | 0.0 | 0.0 | 0 | 0 | 0 | 0 | 0 | 0 | 0 | | | | | | | |
| 09/24 | at Las Vegas | 1 | 1 | 2 | 0 | 0 | 0.0 | 0.0 | 0 | 0 | 0 | 0 | 5 | 2 | 7 | 0 | 0 | 0.0 | 0.0 | 0 | 0 | 0 | 0 | 1 | 0 | 1 | 0 | 1 | 9 | 1 | 0 | 9 | 0 | 0 | 0 | 1 | 0 | | | | | | | | |
| 10/01 | at Houston | 2 | 2 | 4 | 0 | 0 | 0.0 | 0.0 | 0 | 0 | 0 | 0 | 1 | 3 | 4 | 1 | 2 | 0.0 | 0.0 | 0 | 0 | 0 | 0 | 0 | 0 | 2 | 2 | 4 | 0 | 0 | 0.0 | 0.0 | 0 | 0 | 0 | 1 | 0 | 0 | | | | | | | |
| 10/08 | Baltimore | 0 | 2 | 2 | 0 | 0 | 0.0 | 0.0 | 0 | 0 | 0 | 0 | 6 | 0 | 6 | 3 | 9 | 1 | 0.3 | 0 | 0 | 0 | 0 | 1 | 0 | 1 | 2 | 3 | 0 | 0 | 0.0 | 0.0 | 0 | 0 | 0 | 0 | 1 | 0 | | | | | | | |
| 10/22 | at L.A. Rams | 3 | 1 | 4 | 1 | 1 | 0.0 | 0.0 | 0 | 0 | 0 | 0 | 1 | 2 | 3 | 0 | 0 | 0.0 | 0.0 | 0 | 0 | 0 | 0 | 0 | 0 | 0 | 0 | 0 | 0 | 0.0 | 0.0 | 0 | 0 | 0 | 0 | 0 | 2 | 0 | | | | | | | |
| 10/29 | Jacksonville | 3 | 1 | 4 | 1 | 3 | 0.0 | 0.0 | 0 | 0 | 0 | 0 | 2 | 0 | 2 | 0 | 0 | 0.0 | 0.0 | 0 | 0 | 1 | 0 | 0 | 0 | 0 | 1 | 1 | 0 | 0.0 | 0.0 | 0 | 0 | 0 | 0 | 0 | 0 | 0 | | | | | | | |
| 11/02 | Tennessee | 0 | 0 | 0 | 0 | 0 | 0.0 | 0.0 | 0 | 0 | 0 | 0 | 2 | 0 | 2 | 0 | 0 | 0.0 | 0.0 | 1 | 0 | 0 | 0 | 1 | 2 | 0 | 2 | 0 | 0 | 0.0 | 0.0 | 0 | 0 | 0 | 0 | 0 | 0 | 0 | | | | | | | |
| 11/12 | Green Bay | ON INACTIVE LIST | | | | | | | | | | 0 | 0 | 0 | 0 | 0 | 0.0 | 0.0 | 0 | 0 | 0 | 0 | 0 | 0 | 3 | 3 | 6 | 0 | 0 | 0.0 | 0.0 | 0 | 0 | 0 | 0 | 2 | 1 | 0 | | | | | | | |
| 11/19 | at Cleveland | ON INACTIVE LIST | | | | | | | | | | INJURED RESERVE | | | | | | | | | | 2 | 2 | 4 | 0 | 0 | 0.0 | 0.0 | 0 | 0 | 0 | 0 | 0 | 0 | 0 | 0 | 0.0 | 0.0 | 0 | 0 | 0 | 0 | 0 | 0 | |
| 11/26 | at Cincinnati | ON INACTIVE LIST | | | | | | | | | | INJURED RESERVE | | | | | | | | | | 1 | 1 | 2 | 0 | 0 | 0.0 | 0.0 | 0 | 0 | 0 | 0 | 0 | 0 | 0 | 0 | 0.0 | 0.0 | 0 | 0 | 0 | 0 | 0 | 0 | 0 |
| 12/03 | Arizona | ON INACTIVE LIST | | | | | | | | | | INJURED RESERVE | | | | | | | | | | 1 | 1 | 2 | 0 | 0 | 0.0 | 0.0 | 0 | 0 | 0 | 0 | 0 | 0 | 0 | 0 | 0.0 | 0.0 | 0 | 0 | 1 | 0 | 1 | 0 | 1 |
| 12/07 | New England | 1 | 1 | 2 | 0 | 0 | 0.0 | 0.0 | 0 | 0 | 0 | 0 | 0 | 0 | 0 | 0 | 0 | 0.0 | 0.0 | 0 | 0 | 0 | 0 | 0 | 0 | 0 | 1 | 1 | 0 | 0 | 0.0 | 0.0 | 0 | 0 | 0 | 0 | 0 | 0 | 0 | 0 | | | | | |
| 12/16 | at Indianapolis | 0 | 1 | 1 | 0 | 0 | 0.0 | 0.0 | 0 | 0 | 0 | 0 | 0 | 0 | 0 | 0 | 0 | 0.0 | 0.0 | 0 | 0 | 0 | 0 | 0 | 0 | 1 | 1 | 2 | 0 | 0 | 0.0 | 0.0 | 0 | 0 | 0 | 0 | 0 | 0 | 0 | | | | | | |
| 12/23 | Cincinnati | 0 | 0 | 0 | 0 | 0 | 0.0 | 0.0 | 0 | 0 | 0 | 0 | 0 | 0 | 0 | 0 | 0 | 0.0 | 0.0 | 0 | 0 | 0 | 0 | 0 | 0 | 0 | 0 | 0 | 0 | 0.0 | 0.0 | 0 | 0 | 0 | 0 | 0 | 0 | 0 | 0 | | | | | | |
| 12/31 | at Seattle | 0 | 0 | 0 | 0 | 0 | 0.0 | 0.0 | 0 | 0 | 0 | 0 | 0 | 0 | 0 | 0 | 0 | 0.0 | 0.0 | 0 | 0 | 0 | 0 | 0 | 0 | 0 | 0 | 0 | 0 | 0.0 | 0.0 | 0 | 0 | 0 | 0 | 0 | 0 | 2 | 0 | | | | | | |
| 01/06 | at Baltimore | 0 | 0 | 0 | 0 | 0 | 0.0 | 0.0 | 0 | 0 | 0 | 0 | 0 | 0 | 0 | 0 | 0 | 0.0 | 0.0 | 0 | 0 | 0 | 0 | 0 | 0 | 1 | 2 | 3 | 0 | 0 | 0.0 | 0.0 | 0 | 0 | 0 | 0 | 0 | 0 | 0 | 0 | | | | | |
| TOTALS | | 11 | 13 | 24 | 2 | 4 | 0.0 | 0.0 | 0 | 0 | 1 | 0 | 32 | 9 | 41 | 5 | 12 | 1.0 | 3.0 | 1 | 0 | 1 | 0 | 2 | 1 | 16 | 20 | 36 | 1 | 9 | 1.0 | 9.0 | 0 | 0 | 0 | 2 | 8 | 2 | 0 | | | | | | |

| DATE | OPP. | MINKAH FITZPATRICK | | | | | | | | | | MARKUS GOLDEN | | | | | | | | | | NICK HERBIG | | | | | | | | | | | | | | | | | | | | | | | | | | |
|--------|-----------------|--------------------|----|----|-------|----|-----|-----|----|----|----|---------------|----|---|----|-------|-----|-----|------|-----|----|-------------|----|---|----|----|-------|----|-----|-----|------|-----|----|----|---|---|---|-----|-----|---|---|---|---|---|---|---|---|---|
| | | S | A | TK | TFL Y | SK | SKY | INT | FR | FF | PR | PD | S | A | TK | TFL Y | SK | SKY | INT | FR | FF | PR | PD | S | A | TK | TFL Y | SK | SKY | INT | FR | FF | PR | PD | | | | | | | | | | | | | | |
| 09/10 | San Francisco | 3 | 1 | 4 | 0 | 0 | 0.0 | 0.0 | 0 | 0 | 0 | 0 | 3 | 0 | 3 | 0 | 0 | 0.0 | 0.0 | 0 | 0 | 0 | 0 | 0 | 0 | 1 | 1 | 0 | 0 | 0.0 | 0.0 | 0 | 0 | 0 | 0 | 0 | 0 | 0 | 0 | | | | | | | | | |
| 09/18 | Cleveland | 5 | 1 | 6 | 0 | 0 | 0.0 | 0.0 | 0 | 0 | 0 | 2 | 1 | 2 | 1 | 3 | 1 | 0.3 | 0 | 0 | 0 | 0 | 0 | 1 | 0 | 2 | 1 | 3 | 0 | 0 | 0.0 | 0.0 | 0 | 0 | 0 | 0 | 0 | 0 | 0 | | | | | | | | | |
| 09/24 | at Las Vegas | 7 | 4 | 11 | 0 | 0 | 0.0 | 0.0 | 0 | 0 | 0 | 0 | 1 | 1 | 2 | 1 | 6 | 1 | 0.6 | 0 | 0 | 0 | 0 | 1 | 0 | 0 | 0 | 0 | 0 | 0.0 | 0.0 | 0 | 0 | 0 | 0 | 0 | 0 | 0 | 0 | | | | | | | | | |
| 10/01 | at Houston | 7 | 4 | 11 | 0 | 0 | 0.0 | 0.0 | 0 | 0 | 0 | 0 | 0 | 0 | 0 | 0 | 0 | 0.0 | 0.0 | 0 | 0 | 0 | 0 | 0 | 0 | 0 | 0 | 0 | 0 | 0.0 | 0.0 | 0 | 0 | 0 | 0 | 0 | 0 | 0 | 0 | | | | | | | | | |
| 10/08 | Baltimore | 7 | 2 | 9 | 0 | 0 | 0.0 | 0.0 | 0 | 0 | 0 | 0 | 0 | 0 | 0 | 0 | 0 | 0.0 | 0.0 | 0 | 0 | 0 | 0 | 1 | 0 | 0 | 0 | 0 | 0 | 0.0 | 0.0 | 0 | 0 | 0 | 0 | 0 | 0 | 0 | 0 | | | | | | | | | |
| 10/22 | at L.A. Rams | 6 | 5 | 11 | 0 | 0 | 0.0 | 0.0 | 0 | 0 | 0 | 0 | 0 | 0 | 0 | 0 | 0 | 0.0 | 0.0 | 0 | 0 | 0 | 0 | 0 | 0 | 2 | 2 | 1 | 6 | 1 | 0.0 | 6.0 | 0 | 0 | 0 | 0 | 0 | 1 | 0 | | | | | | | | | |
| 10/29 | Jacksonville | 2 | 0 | 2 | 0 | 0 | 0.0 | 0.0 | 0 | 0 | 0 | 0 | 3 | 0 | 3 | 0 | 0 | 0.0 | 0.0 | 0 | 0 | 0 | 0 | 0 | 0 | 1 | 0 | 1 | 1 | 0 | 0.0 | 0.0 | 0 | 0 | 0 | 0 | 1 | 0 | 0 | | | | | | | | | |
| 11/02 | Tennessee | INACTIVE | | | | | | | | | | 1 | 0 | 1 | 1 | 7 | 1 | 0 | 7.0 | 0 | 0 | 0 | 0 | 1 | 0 | 0 | 0 | 0 | 0.0 | 0.0 | 0 | 0 | 0 | 0 | 0 | 0 | 0 | 0 | 0 | 0 | | | | | | | | |
| 11/12 | Green Bay | ON INACTIVE LIST | | | | | | | | | | 0 | 0 | 0 | 0 | 0 | 0.0 | 0.0 | 0 | 0 | 0 | 0 | 0 | 0 | 0 | 0 | 0 | 0 | 0.0 | 0.0 | 0 | 0 | 0 | 0 | 0 | 0 | 0 | 0 | 0 | 0 | 0 | 0 | 0 | 0 | | | | |
| 11/19 | at Cleveland | ON INACTIVE LIST | | | | | | | | | | 0 | 0 | 0 | 0 | 0 | 0.0 | 0.0 | 0 | 0 | 0 | 0 | 0 | 0 | 0 | 0 | 1 | 1 | 0 | 0.0 | 0.0 | 0 | 0 | 0 | 0 | 0 | 0 | 0 | 0 | 0 | 0 | 0 | 0 | 0 | 0 | 0 | | |
| 11/26 | at Cincinnati | ON INACTIVE LIST | | | | | | | | | | 0 | 0 | 0 | 0 | 0 | 0.0 | 0.0 | 0 | 0 | 0 | 0 | 0 | 0 | 0 | 1 | 0 | 1 | 9 | 1 | 0.0 | 9.0 | 0 | 0 | 0 | 0 | 0 | 0 | 0 | 0 | 0 | 0 | 0 | 0 | 0 | 0 | 0 | 0 |
| 12/03 | Arizona | 4 | 1 | 5 | 0 | 0 | 0.0 | 0.0 | 0 | 0 | 0 | 0 | 0 | 0 | 0 | 0 | 0 | 0.0 | 0.0 | 0 | 0 | 0 | 0 | 0 | 0 | 1 | 0 | 1 | 1 | 2 | 0.0 | 0.0 | 0 | 0 | 0 | 0 | 0 | 0 | 0 | 0 | | | | | | | | |
| 12/07 | New England | 2 | 3 | 5 | 1 | 1 | 0.0 | 0.0 | 0 | 0 | 0 | 0 | 0 | 0 | 0 | 0 | 0 | 0.0 | 0.0 | 0 | 0 | 0 | 0 | 0 | 0 | 4 | 2 | 6 | 1 | 1 | 0.0 | 0.0 | 0 | 0 | 0 | 0 | 0 | 0 | 0 | 0 | | | | | | | | |
| 12/16 | at Indianapolis | 0 | 0 | 0 | 0 | 0 | 0.0 | 0.0 | 0 | 0 | 0 | 0 | 1 | 2 | 3 | 0 | 0 | 0.0 | 0.0 | 0 | 0 | 0 | 0 | 0 | 1 | 1 | 1 | 2 | 0 | 0.0 | 0.0 | 0 | 0 | 0 | 0 | 0 | 0 | 0 | 0 | 0 | | | | | | | | |
| 12/23 | Cincinnati | ON INACTIVE LIST | | | | | | | | | | 1 | 1 | 2 | 0 | 0 | 0.0 | 0.0 | 0 | 0 | 0 | 0 | 0 | 0 | 0 | 2 | 1 | 3 | 0 | 0 | 0.0 | 0.0 | 0 | 0 | 0 | 0 | 0 | 0 | 0 | 0 | 0 | 0 | 0 | 0 | 0 | | | |
| 12/31 | at Seattle | ON INACTIVE LIST | | | | | | | | | | 1 | 0 | 1 | 1 | 7 | 0 | 0 | 0.0 | 0.0 | 0 | 0 | 0 | 0 | 0 | 3 | 0 | 1 | 0 | 1 | 0 | 0 | 0 | 0 | 0 | 0 | 0 | 0 | 0 | 0 | 0 | 0 | 0 | 0 | 0 | 0 | 0 | |
| 01/06 | at Baltimore | ON INACTIVE LIST | | | | | | | | | | 2 | 1 | 3 | 2 | 9 | 1 | 0 | 9.0 | 0 | 0 | 0 | 0 | 0 | 0 | 0 | 0 | 0 | 0 | 0 | 0 | 0 | 0 | 0 | 0 | 0 | 0 | 0.0 | 0.0 | 0 | 0 | 0 | 0 | 0 | 0 | 0 | 0 | 0 |
| TOTALS | | 43 | 21 | 64 | 1 | 1 | 0.0 | 0.0 | 0 | 0 | 0 | 3 | 14 | 6 | 20 | 6 | 32 | 4.0 | 25.0 | 0 | 1 | 0 | 10 | 1 | 15 | 7 | 22 | 5 | 18 | 3.0 | 24.0 | 0 | 1 | 2 | 3 | 0 | 0 | 0 | 0 | | | | | | | | | |

| DATE | OPP. | CAMERON HEYWARD | | | | | | | | | | ALEX HIGHSMITH | | | | | | | | | | COLF HOLCOMB | | | | | | | | | | | | | | | | | | | | | | | | | | | | | |
|-------|---------------|-----------------|---|----|-------|----|-----|-----|----|----|----|----------------|---|---|----|-------|-----|-----|-----|-----|----|--------------|----|---|---|----|-------|----|-----|-----|-----|-----|-----|----|---|---|---|---|---|---|---|---|---|---|---|---|---|---|---|---|---|
| | | S | A | TK | TFL Y | SK | SKY | INT | FR | FF | PR | PD | S | A | TK | TFL Y | SK | SKY | INT | FR | FF | PR | PD | S | A | TK | TFL Y | SK | SKY | INT | FR | FF | PR | PD | | | | | | | | | | | | | | | | | |
| 09/10 | San Francisco | 0 | 0 | 0 | 0 | 0 | 0.0 | 0.0 | 0 | 0 | 0 | 1 | 0 | 0 | 0 | 0 | 0.0 | 0.0 | 0 | 0 | 0 | 0 | 0 | 0 | 0 | 2 | 3 | 5 | 0 | 0 | 0.0 | 0.0 | 0 | 0 | 0 | 0 | 0 | 0 | 0 | | | | | | | | | | | | |
| 09/18 | Cleveland | INJURED RESERVE | | | | | | | | | | 5 | 2 | 7 | 1 | 0 | 1 | 0 | 1.0 | 4 | 0 | 1 | 0 | 2 | 1 | 3 | 5 | 8 | 1 | 0 | 0.0 | 0.0 | 0 | 0 | 0 | 0 | 0 | 0 | 0 | 0 | 0 | 0 | 0 | 0 | 0 | 0 | 0 | | | | |
| 09/24 | at Las Vegas | INJURED RESERVE | | | | | | | | | | 0 | 0 | 0 | 0 | 0 | 0.0 | 0.0 | 0 | 0 | 0 | 0 | 0 | 0 | 2 | 0 | 5 | 0 | 5 | 1 | 0 | 0.0 | 0.0 | 0 | 0 | 0 | 0 | 0 | 0 | 0 | 0 | 0 | 0 | 0 | 0 | 0 | 0 | 0 | 0 | | |
| 10/01 | at Houston | INJURED RESERVE | | | | | | | | | | 0 | 3 | 3 | 0 | 0 | 0.0 | 0.0 | 0 | 0 | 0 | 0 | 0 | 0 | 3 | 0 | 4 | 3 | 7 | 0 | 0 | 0.0 | 0.0 | 0 | 0 | 0 | 0 | 0 | 0 | 0 | 0 | 0 | 0 | 0 | 0 | 0 | 0 | 0 | 0 | 0 | |
| 10/08 | Baltimore | INJURED RESERVE | | | | | | | | | | 1 | 1 | 2 | 0 | 0 | 1 | 0 | 1 | 0.8 | 0 | 0 | 0 | 0 | 0 | 8 | 1 | 9 | 1 | 1 | 0.0 | 0.0 | 0 | 0 | 0 | 0 | 0 | 0 | 0 | 0 | 0 | 0 | 0 | 0 | 0 | 0 | 0 | 0 | 0 | 0 | |
| 10/22 | at L.A. Rams | INJURED RESERVE | | | | | | | | | | 2 | 0 | 2 | 0 | 0 | 0.0 | 0.0 | 0 | 0 | 0 | 0 | 0 | 0 | 0 | 3 | 5 | 8 | 1 | 2 | 0.0 | 0.0 | 0 | 0 | 0 | 0 | 0 | 0 | 0 | 0 | 0 | 0 | 0 | 0 | 0 | 0 | 0 | 0 | 0 | 0 | |
| 10/29 | Jacksonville | INJURED RESERVE | | | | | | | | | | 3 | 1 | 4 | 1 | 4 | 0.5 | 3.5 | 0 | 0 | 0 | 0 | 0 | 1 | 0 | 6 | 4 | 10 | 0 | 0 | 0.0 | 0.0 | 0 | 0 | 0 | 0 | 0 | 0 | 0 | 0 | 0 | 0 | 0 | 0 | 0 | 0 | 0 | 0 | 0 | 0 | 0 |
| 11/02 | Tennessee | 4 | 2 | 6 | 1 | 8 | 0.0 | 0.0 | 0 | 0 | 0 | 0 | | | | | | | | | | | | | | | | | | | | | | | | | | | | | | | | | | | | | | | |

| DATE | OPP. | ISAIAH H. LOUDERMILK | | | | | | | | | | KEANU NEAL | | | | | | | | | | LARRY OGUNJOBI | | | | | | | | | | | | | | | | |
|--------|-----------------|----------------------|---|----|-----|---|-----|-----|-----|----|----|------------|----|-----------------|----|----|-----|---|-----|-----|-----|----------------|----|----|----|----|----|----|-----|-----|-----|------|-----|----|----|----|----|---|
| | | S | A | TK | TFL | Y | SK | SKY | INT | FR | FF | PR | PD | S | A | TK | TFL | Y | SK | SKY | INT | FR | FF | PR | PD | S | A | TK | TFL | Y | SK | SKY | INT | FR | FF | PR | PD | |
| 09/10 | San Francisco | 0 | 1 | 1 | 0 | 0 | 0.0 | 0.0 | 0 | 0 | 0 | 0 | 2 | 2 | 3 | 5 | 0 | 0 | 0.0 | 0.0 | 0 | 0 | 0 | 0 | 0 | 2 | 0 | 2 | 0 | 0 | 0 | 0.0 | 0.0 | 0 | 0 | 0 | 0 | 0 |
| 09/18 | Cleveland | 0 | 0 | 0 | 0 | 0 | 0.0 | 0.0 | 0 | 0 | 0 | 0 | 0 | 4 | 2 | 6 | 0 | 0 | 0.0 | 0.0 | 0 | 0 | 0 | 0 | 1 | 3 | 1 | 4 | 1 | 7 | 1.0 | 7.0 | 0 | 1 | 0 | 2 | 0 | |
| 09/24 | Las Vegas | 0 | 0 | 0 | 0 | 0 | 0.0 | 0.0 | 0 | 0 | 0 | 0 | 0 | 2 | 2 | 4 | 0 | 0 | 0.0 | 0.0 | 0 | 0 | 0 | 0 | 0 | 0 | 1 | 1 | 0 | 0 | 0.0 | 0.0 | 0 | 0 | 0 | 0 | 0 | |
| 10/01 | at Houston | 1 | 0 | 1 | 0 | 0 | 0.0 | 0.0 | 0 | 0 | 0 | 0 | 0 | 2 | 2 | 4 | 1 | 5 | 0.0 | 0.0 | 0 | 0 | 0 | 0 | 0 | 2 | 2 | 4 | 0 | 0 | 0.0 | 0.0 | 0 | 0 | 0 | 0 | 0 | |
| 10/08 | Baltimore | 0 | 2 | 2 | 0 | 0 | 0.0 | 0.0 | 0 | 0 | 0 | 0 | 0 | 5 | 0 | 5 | 0 | 0 | 0.0 | 0.0 | 0 | 0 | 0 | 0 | 0 | 1 | 0 | 1 | 0 | 0 | 0.0 | 0.0 | 0 | 0 | 0 | 1 | 0 | |
| 10/22 | at L.A. Rams | 0 | 0 | 0 | 0 | 0 | 0.0 | 0.0 | 0 | 0 | 0 | 0 | 0 | 4 | 0 | 4 | 0 | 0 | 0.0 | 0.0 | 0 | 0 | 0 | 0 | 0 | 2 | 2 | 4 | 1 | 6 | 1.0 | 6.0 | 0 | 0 | 0 | 0 | 1 | |
| 10/29 | Jacksonville | 1 | 1 | 2 | 0 | 0 | 0.0 | 0.0 | 0 | 0 | 0 | 0 | 0 | 7 | 0 | 7 | 0 | 0 | 0.0 | 0.0 | 0 | 1 | 0 | 0 | 0 | 3 | 2 | 5 | 0 | 0 | 0.0 | 0.0 | 0 | 0 | 0 | 0 | 0 | |
| 11/02 | Tennessee | 0 | 2 | 2 | 0 | 0 | 0.0 | 0.0 | 0 | 0 | 0 | 0 | 0 | 3 | 4 | 7 | 0 | 0 | 0.0 | 0.0 | 0 | 0 | 0 | 0 | 0 | 3 | 2 | 5 | 0 | 0 | 0.0 | 0.0 | 0 | 0 | 0 | 0 | 1 | |
| 11/12 | Green Bay | 2 | 0 | 2 | 0 | 0 | 0.0 | 0.0 | 0 | 0 | 0 | 0 | 0 | 4 | 4 | 8 | 0 | 0 | 0.0 | 0.0 | 1 | 0 | 0 | 0 | 1 | 0 | 1 | 1 | 0 | 0 | 0.0 | 0.0 | 0 | 0 | 0 | 0 | 0 | |
| 11/19 | at Cleveland | 0 | 1 | 1 | 0 | 0 | 0.0 | 0.0 | 0 | 0 | 0 | 0 | 0 | DID NOT PLAY | | | | | | | | | | 0 | 1 | 1 | 0 | 0 | 0.0 | 0.0 | 0 | 0 | 0 | 0 | 1 | | | |
| 11/26 | at Cincinnati | 0 | 0 | 0 | 0 | 0 | 0.0 | 0.0 | 0 | 0 | 0 | 0 | 0 | INJURED RESERVE | | | | | | | | | | 0 | 0 | 0 | 0 | 0 | 0.0 | 0.0 | 0 | 0 | 0 | 1 | | | | |
| 12/03 | Arizona | 2 | 1 | 3 | 0 | 0 | 0.0 | 0.0 | 0 | 0 | 0 | 0 | 0 | INJURED RESERVE | | | | | | | | | | 0 | 3 | 3 | 0 | 0 | 0.0 | 0.0 | 0 | 0 | 0 | 1 | | | | |
| 12/07 | New England | 0 | 0 | 0 | 0 | 0 | 0.0 | 0.0 | 0 | 0 | 0 | 0 | 0 | INJURED RESERVE | | | | | | | | | | 0 | 2 | 2 | 0 | 0 | 0.0 | 0.0 | 0 | 0 | 0 | 0 | 0 | | | |
| 12/16 | at Indianapolis | ON INACTIVE LIST | | | | | | | | | | | | INJURED RESERVE | | | | | | | | | | 2 | 2 | 4 | 1 | 3 | 1.0 | 3.0 | 0 | 0 | 0 | 1 | 0 | | | |
| 12/23 | Cincinnati | 0 | 0 | 0 | 0 | 0 | 0.0 | 0.0 | 0 | 0 | 0 | 0 | 1 | INJURED RESERVE | | | | | | | | | | 1 | 1 | 2 | 0 | 0 | 0.0 | 0.0 | 0 | 0 | 0 | 0 | 0 | | | |
| 12/31 | at Seattle | 1 | 0 | 1 | 0 | 0 | 0.0 | 0.0 | 0 | 0 | 0 | 0 | 0 | INJURED RESERVE | | | | | | | | | | 1 | 2 | 3 | 0 | 0 | 0.0 | 0.0 | 0 | 0 | 0 | 1 | 0 | | | |
| 01/06 | at Baltimore | 1 | 0 | 1 | 0 | 0 | 0.0 | 0.0 | 0 | 0 | 0 | 0 | 0 | INJURED RESERVE | | | | | | | | | | 1 | 0 | 1 | 0 | 0 | 0.0 | 0.0 | 0 | 0 | 0 | 1 | 0 | | | |
| TOTALS | | 8 | 8 | 16 | 0 | 0 | 0.0 | 0.0 | 0 | 0 | 0 | 1 | 2 | 33 | 17 | 50 | 1 | 5 | 0.0 | 0.0 | 1 | 1 | 0 | 0 | 2 | 21 | 22 | 43 | 3 | 16 | 3.0 | 16.0 | 0 | 2 | 1 | 8 | 2 | |

| DATE | OPP. | PATRICK PETERSON | | | | | | | | | | JAMES PIERRE | | | | | | | | | | JOEY PORTER JR. | | | | | | | | | | | | | | | |
|--------|-----------------|------------------|---|----|-----|---|-----|-----|-----|----|----|--------------|----|----------|---|----|-----|---|-----|-----|-----|-----------------|----|----|----|----|----|----|-----|-----|-----|-----|-----|----|----|----|----|
| | | S | A | TK | TFL | Y | SK | SKY | INT | FR | FF | PR | PD | S | A | TK | TFL | Y | SK | SKY | INT | FR | FF | PR | PD | S | A | TK | TFL | Y | SK | SKY | INT | FR | FF | PR | PD |
| 09/10 | San Francisco | 0 | 2 | 2 | 0 | 0 | 0.0 | 0.0 | 0 | 0 | 0 | 0 | 2 | 0 | 0 | 0 | 0 | 0 | 0.0 | 0.0 | 0 | 0 | 0 | 0 | 0 | 1 | 0 | 1 | 0 | 0 | 0.0 | 0.0 | 0 | 0 | 0 | 0 | 0 |
| 09/18 | Cleveland | 2 | 0 | 2 | 0 | 0 | 0.0 | 0.0 | 0 | 0 | 0 | 0 | 1 | 0 | 0 | 0 | 0 | 0 | 0.0 | 0.0 | 0 | 0 | 0 | 0 | 0 | 0 | 0 | 0 | 0 | 0 | 0.0 | 0.0 | 0 | 0 | 0 | 0 | 0 |
| 09/24 | Las Vegas | 4 | 1 | 5 | 0 | 0 | 0.0 | 0.0 | 1 | 0 | 0 | 0 | 1 | 0 | 0 | 0 | 0 | 0 | 0.0 | 0.0 | 0 | 0 | 0 | 0 | 0 | 2 | 0 | 2 | 0 | 0 | 0.0 | 0.0 | 0 | 0 | 0 | 0 | 0 |
| 10/01 | at Houston | 3 | 2 | 5 | 0 | 0 | 0.0 | 0.0 | 0 | 0 | 0 | 0 | 1 | 0 | 0 | 0 | 0 | 0 | 0.0 | 0.0 | 0 | 0 | 0 | 0 | 0 | 0 | 0 | 0 | 0 | 0 | 0.0 | 0.0 | 0 | 0 | 0 | 0 | 0 |
| 10/08 | Baltimore | 1 | 0 | 1 | 0 | 0 | 0.0 | 0.0 | 0 | 0 | 0 | 0 | 1 | 0 | 0 | 0 | 0 | 0 | 0.0 | 0.0 | 0 | 0 | 0 | 0 | 0 | 0 | 2 | 2 | 0 | 0 | 0.0 | 0.0 | 1 | 0 | 0 | 0 | 1 |
| 10/22 | at L.A. Rams | 3 | 0 | 3 | 0 | 0 | 0.0 | 0.0 | 0 | 0 | 0 | 0 | 0 | 0 | 0 | 0 | 0 | 0 | 0.0 | 0.0 | 0 | 0 | 0 | 0 | 0 | 2 | 1 | 3 | 0 | 0 | 0.0 | 0.0 | 0 | 0 | 0 | 0 | 1 |
| 10/29 | Jacksonville | 2 | 0 | 2 | 0 | 0 | 0.0 | 0.0 | 0 | 0 | 0 | 0 | 0 | 0 | 0 | 0 | 0 | 0 | 0.0 | 0.0 | 0 | 0 | 0 | 0 | 0 | 4 | 1 | 5 | 0 | 0 | 0.0 | 0.0 | 0 | 0 | 0 | 0 | 0 |
| 11/02 | Tennessee | 3 | 0 | 3 | 0 | 0 | 0.0 | 0.0 | 0 | 0 | 0 | 0 | 1 | 0 | 0 | 0 | 0 | 0 | 0.0 | 0.0 | 0 | 0 | 0 | 0 | 0 | 3 | 0 | 3 | 0 | 0 | 0.0 | 0.0 | 0 | 0 | 0 | 0 | 1 |
| 11/12 | Green Bay | 2 | 0 | 2 | 0 | 0 | 0.0 | 0.0 | 0 | 0 | 0 | 0 | 1 | 0 | 0 | 0 | 0 | 0 | 0.0 | 0.0 | 0 | 0 | 0 | 0 | 0 | 3 | 1 | 4 | 1 | 5 | 0.0 | 0.0 | 0 | 0 | 0 | 0 | 0 |
| 11/19 | at Cleveland | 3 | 0 | 3 | 0 | 0 | 0.0 | 0.0 | 0 | 0 | 0 | 0 | 1 | 0 | 0 | 0 | 0 | 0 | 0.0 | 0.0 | 0 | 0 | 0 | 0 | 0 | 5 | 1 | 6 | 0 | 0 | 0.0 | 0.0 | 0 | 0 | 0 | 0 | 1 |
| 11/26 | at Cincinnati | 1 | 1 | 2 | 0 | 0 | 0.0 | 0.0 | 0 | 0 | 0 | 0 | 1 | 0 | 0 | 0 | 0 | 0 | 0.0 | 0.0 | 0 | 0 | 0 | 0 | 0 | 1 | 1 | 2 | 0 | 0 | 0.0 | 0.0 | 0 | 0 | 0 | 0 | 1 |
| 12/03 | Arizona | 0 | 0 | 0 | 0 | 0 | 0.0 | 0.0 | 0 | 0 | 0 | 0 | 0 | 0 | 0 | 0 | 0 | 0 | 0.0 | 0.0 | 0 | 0 | 0 | 0 | 0 | 2 | 2 | 4 | 0 | 0 | 0.0 | 0.0 | 0 | 0 | 0 | 0 | 0 |
| 12/07 | New England | 3 | 0 | 3 | 0 | 0 | 0.0 | 0.0 | 0 | 0 | 0 | 0 | 0 | INACTIVE | | | | | | | | | | 4 | 0 | 4 | 0 | 0 | 0.0 | 0.0 | 0 | 0 | 0 | 1 | | | |
| 12/16 | at Indianapolis | 2 | 1 | 3 | 0 | 0 | 0.0 | 0.0 | 0 | 0 | 0 | 0 | 0 | 1 | 0 | 1 | 0 | 0 | 0.0 | 0.0 | 0 | 0 | 0 | 0 | 0 | 2 | 1 | 3 | 0 | 0 | 0.0 | 0.0 | 0 | 0 | 0 | 0 | 1 |
| 12/23 | Cincinnati | 1 | 1 | 2 | 0 | 0 | 0.0 | 0.0 | 1 | 0 | 0 | 0 | 1 | 0 | 0 | 0 | 0 | 0 | 0.0 | 0.0 | 0 | 0 | 0 | 0 | 0 | 2 | 0 | 2 | 0 | 0 | 0.0 | 0.0 | 0 | 0 | 0 | 0 | 1 |
| 12/31 | at Seattle | 3 | 0 | 3 | 0 | 0 | 0.0 | 0.0 | 0 | 0 | 0 | 0 | 0 | 0 | 0 | 0 | 0 | 0 | 0.0 | 0.0 | 0 | 0 | 0 | 0 | 0 | 1 | 0 | 1 | 0 | 0 | 0.0 | 0.0 | 0 | 0 | 0 | 0 | 1 |
| 01/06 | at Baltimore | 1 | 0 | 1 | 0 | 0 | 0.0 | 0.0 | 0 | 0 | 0 | 0 | 0 | 0 | 0 | 0 | 0 | 0 | 0.0 | 0.0 | 0 | 0 | 0 | 0 | 0 | 0 | 2 | 0 | 0 | 0 | 0.0 | 0.0 | 0 | 0 | 0 | 0 | 0 |
| TOTALS | | 34 | 8 | 42 | 0 | 0 | 0.0 | 0.0 | 2 | 0 | 0 | 0 | 11 | 1 | 0 | 1 | 0 | 0 | 0.0 | 0.0 | 0 | 0 | 0 | 0 | 0 | 32 | 10 | 42 | 1 | 5 | 0.0 | 0.0 | 1 | 0 | 0 | 0 | 10 |

| DATE | OPP. | ELIJAH RILEY | | | | | | | | | | ELANDON ROBERTS | | | | | | | | | | MARK ROBINSON | | | | | | | | | | | | | | | | |
|-------|---------------|-----------------|---|----|-----|---|-----|-----|-----|----|----|-----------------|----|----|---|----|-----|---|-----|-----|-----|---------------|----|----|----|---|-----|----|-----|---|-----|-----|-----|----|----|----|----|---|
| | | S | A | TK | TFL | Y | SK | SKY | INT | FR | FF | PR | PD | S | A | TK | TFL | Y | SK | SKY | INT | FR | FF | PR | PD | S | A | TK | TFL | Y | SK | SKY | INT | FR | FF | PR | PD | |
| 09/10 | San Francisco | 0 | 0 | 0 | 0 | 0 | 0.0 | 0.0 | 0 | 0 | 0 | 0 | 0 | 6 | 2 | 8 | 2 | 2 | 0.0 | 0.0 | 0 | 0 | 0 | 0 | 0 | 0 | 0 | 0 | 0 | 0 | 0.0 | 0.0 | 0 | 0 | 0 | 0 | 0 | |
| 09/18 | Cleveland | 1 | 0 | 1 | 1 | 2 | 1.0 | 2.0 | 0 | 0 | 0 | 0 | 1 | 2 | 0 | 2 | 0 | 0 | 0.0 | 0.0 | 0 | 0 | 0 | 0 | 0 | 0 | 0 | 0 | 0 | 0 | 0.0 | 0.0 | 0 | 0 | 0 | 0 | 0 | |
| 09/24 | Las Vegas | 0 | 0 | 0 | 0 | 0 | 0.0 | 0.0 | 0 | 0 | 0 | 0 | 0 | 1 | 2 | 3 | 0 | 0 | 0.0 | 0.0 | 0 | 0 | 0 | 0 | 0 | 2 | 0 | 2 | 0 | 0 | 0.0 | 0.0 | 0 | 0 | 0 | 0 | 0 | |
| 10/01 | at Houston | 0 | 0 | 0 | 0 | 0 | 0.0 | 0.0 | 0 | 0 | 0 | 0 | 0 | 5 | 5 | 10 | 1 | 0 | 0.0 | 0.0 | 0 | 0 | 0 | 0 | 0 | 2 | 0 | 0 | 0 | 0 | 0.0 | 0.0 | 0 | 0 | 0 | 0 | 0 | |
| 10/08 | Baltimore | 0 | 0 | 0 | 0 | 0 | 0.0 | 0.0 | 0 | 0 | 0 | 0 | 0 | 5 | 3 | 8 | 0 | 0 | 0.0 | 0.0 | 0 | 0 | 0 | 0 | 0 | 0 | 0 | 0 | 0 | 0 | 0.0 | 0.0 | 0 | 0 | 0 | 0 | 0 | |
| 10/22 | at L.A. Rams | 0 | 0 | 0 | 0 | 0 | 0.0 | 0.0 | 0 | 0 | 0 | 0 | 0 | 3 | 0 | 3 | 0 | 0 | 0.0 | 0.0 | 0 | 0 | 0 | 0 | 0 | 0 | 0 | 0 | 0 | 0 | 0.0 | 0.0 | 0 | 0 | 0 | 0 | 0 | |
| 10/29 | Jacksonville | 0 | 0 | 0 | 0 | 0 | 0.0 | 0.0 | 0 | 0 | 0 | 0 | 0 | 4 | 1 | 5 | 1 | 6 | 1.5 | 9.5 | 0 | 0 | 0 | 0 | 0 | 2 | 0 | 0 | 0 | 0 | 0.0 | 0.0 | 0 | 0 | 0 | 0 | 0 | |
| 11/02 | Tennessee | 0 | 0 | 0 | 0 | 0 | 0.0 | 0.0 | 0 | 0 | 0 | 0 | 0 | 4 | 5 | 9 | 1 | 1 | 0.0 | 0.0 | 0 | 0 | 0 | 0 | 0 | 0 | 0 | 0 | 0 | 0 | 0.0 | 0.0 | 0 | 0 | 0 | 0 | 0 | |
| 11/12 | Green Bay | 2 | 1 | 3 | 0 | 1 | 5 | 0.0 | 0.0 | 0 | 0 | 0 | 0 | 6 | 2 | 8 | 1 | 2 | 0.0 | 0.0 | 0 | 0 | 0 | 0 | 0 | 1 | 2 | 1 | 3 | 0 | 0.0 | 0.0 | 0 | 0 | 0 | 0 | 0 | |
| 11/19 | at Cleveland | INJURED RESERVE | | | | | | | | | | | | 11 | 4 | 15 | 2 | 4 | 0.0 | 0.0 | 0 | 0 | 0 | 0 | 0 | 0 | 0 | 0 | 0 | 0 | 0 | 0.0 | 0.0 | 0 | 0 | 0 | 0 | 0 |
| 11/26 | at Cincinnati | INJURED RESERVE | | | | | | | | | | | | 4 | 2 | 6 | 1 | 6 | 0.0 | 0.0 | 0 | 0 | 0 | 0 | 0 | 0 | 0</ | | | | | | | | | | | |

| FUMBLE RETURNS: | | MARKUS GOLDEN | | | | | NICK HERBIG | | | | | COLE HOLCOMB | | | | | DAMONTAE KAZEE | | | | |
|-----------------|-----------------|---------------|----------|------------|-----------|----------|-------------|----------|------------|-----------|----------|-----------------|----------|------------|-----------|----------|----------------|----------|------------|----------|----------|
| DATE | OPP. | NO. | YDS | AVG | LG | TD | NO. | YDS | AVG | LG | TD | NO. | YDS | AVG | LG | TD | NO. | YDS | AVG | LG | TD |
| 09/10 | San Francisco | 0 | 0 | 0.0 | -- | 0 | 0 | 0 | 0.0 | -- | 0 | 0 | 0 | 0.0 | -- | 0 | 0 | 0 | 0.0 | -- | 0 |
| 09/18 | Cleveland | 0 | 0 | 0.0 | -- | 0 | 0 | 0 | 0.0 | -- | 0 | 0 | 0 | 0.0 | -- | 0 | 1 | 0 | 0.0 | -- | 0 |
| 09/24 | at Las Vegas | 0 | 0 | 0.0 | -- | 0 | 0 | 0 | 0.0 | -- | 0 | 0 | 0 | 0.0 | -- | 0 | 0 | 0 | 0.0 | -- | 0 |
| 10/01 | at Houston | 0 | 0 | 0.0 | -- | 0 | 0 | 0 | 0.0 | -- | 0 | 0 | 0 | 0.0 | -- | 0 | 0 | 0 | 0.0 | -- | 0 |
| 10/08 | Baltimore | 0 | 0 | 0.0 | -- | 0 | 0 | 0 | 0.0 | -- | 0 | 0 | 0 | 0.0 | -- | 0 | 1 | 1 | 1.0 | 1 | 0 |
| 10/22 | at L.A. Rams | 0 | 0 | 0.0 | -- | 0 | 0 | 0 | 0.0 | -- | 0 | 0 | 0 | 0.0 | -- | 0 | 0 | 0 | 0.0 | -- | 0 |
| 10/29 | Jacksonville | 0 | 0 | 0.0 | -- | 0 | 0 | 0 | 0.0 | -- | 0 | 1 | 0 | 0.0 | -- | 0 | 0 | 0 | 0.0 | -- | 0 |
| 11/02 | Tennessee | 0 | 0 | 0.0 | -- | 0 | 0 | 0 | 0.0 | -- | 0 | 0 | 0 | 0.0 | -- | 0 | 0 | 0 | 0.0 | -- | 0 |
| 11/12 | Green Bay | 0 | 0 | 0.0 | -- | 0 | 0 | 0 | 0.0 | -- | 0 | INJURED RESERVE | | | | | 0 | 0 | 0.0 | -- | 0 |
| 11/19 | at Cleveland | 0 | 0 | 0.0 | -- | 0 | 0 | 0 | 0.0 | -- | 0 | INJURED RESERVE | | | | | 0 | 0 | 0.0 | -- | 0 |
| 11/26 | at Cincinnati | 0 | 0 | 0.0 | -- | 0 | 0 | 0 | 0.0 | -- | 0 | INJURED RESERVE | | | | | 0 | 0 | 0.0 | -- | 0 |
| 12/03 | Arizona | 0 | 0 | 0.0 | -- | 0 | 0 | 0 | 0.0 | -- | 0 | INJURED RESERVE | | | | | 0 | 0 | 0.0 | -- | 0 |
| 12/07 | New England | INACTIVE | | | | | 0 | 0 | 0.0 | -- | 0 | INJURED RESERVE | | | | | 0 | 0 | 0.0 | -- | 0 |
| 12/16 | at Indianapolis | 0 | 0 | 0.0 | -- | 0 | 0 | 0 | 0.0 | -- | 0 | INJURED RESERVE | | | | | 0 | 0 | 0.0 | -- | 0 |
| 12/23 | Cincinnati | 0 | 0 | 0.0 | -- | 0 | 0 | 0 | 0.0 | -- | 0 | INJURED RESERVE | | | | | DID NOT PLAY | | | | |
| 12/31 | at Seattle | 0 | 0 | 0.0 | -- | 0 | 1 | 0 | 0.0 | -- | 0 | INJURED RESERVE | | | | | | | | | |
| 01/06 | at Baltimore | 1 | 0 | 0.0 | -- | 0 | 0 | 0 | 0.0 | -- | 0 | INJURED RESERVE | | | | | | | | | |
| TOTALS | | 1 | 0 | 0.0 | -- | 0 | 1 | 0 | 0.0 | -- | 0 | 1 | 0 | 0.0 | -- | 0 | 2 | 1 | 0.5 | 1 | 0 |

| FUMBLE RETURNS: | | KEANU NEAL | | | | | LARRY OGUNJOBI | | | | | T.J. WATT | | | | |
|-----------------|-----------------|-----------------|----------|------------|-----------|----------|----------------|----------|------------|-----------|----------|-----------|-----------|------------|-----------|----------|
| DATE | OPP. | NO. | YDS | AVG | LG | TD | NO. | YDS | AVG | LG | TD | NO. | YDS | AVG | LG | TD |
| 09/10 | San Francisco | 0 | 0 | 0.0 | -- | 0 | 0 | 0 | 0.0 | -- | 0 | 1 | 0 | 0.0 | -- | 0 |
| 09/18 | Cleveland | 0 | 0 | 0.0 | -- | 0 | 1 | 0 | 0.0 | -- | 0 | 1 | 16 | 16.0 | 16t | 1 |
| 09/24 | at Las Vegas | 0 | 0 | 0.0 | -- | 0 | 0 | 0 | 0.0 | -- | 0 | 1 | 0 | 0.0 | -- | 0 |
| 10/01 | at Houston | 0 | 0 | 0.0 | -- | 0 | 0 | 0 | 0.0 | -- | 0 | 0 | 0 | 0.0 | -- | 0 |
| 10/08 | Baltimore | 0 | 0 | 0.0 | -- | 0 | 0 | 0 | 0.0 | -- | 0 | 1 | 18 | 18.0 | 18 | 0 |
| 10/22 | at L.A. Rams | 0 | 0 | 0.0 | -- | 0 | 0 | 0 | 0.0 | -- | 0 | 0 | 0 | 0.0 | -- | 0 |
| 10/29 | Jacksonville | 1 | 0 | 0.0 | -- | 0 | 0 | 0 | 0.0 | -- | 0 | 0 | 0 | 0.0 | -- | 0 |
| 11/02 | Tennessee | 0 | 0 | 0.0 | -- | 0 | 0 | 0 | 0.0 | -- | 0 | 0 | 0 | 0.0 | -- | 0 |
| 11/12 | Green Bay | 0 | 0 | 0.0 | -- | 0 | 0 | 0 | 0.0 | -- | 0 | 0 | 0 | 0.0 | -- | 0 |
| 11/19 | at Cleveland | DID NOT PLAY | | | | | 0 | 0 | 0.0 | -- | 0 | 0 | 0 | 0.0 | -- | 0 |
| 11/26 | at Cincinnati | INJURED RESERVE | | | | | 0 | 0 | 0.0 | -- | 0 | 0 | 0 | 0.0 | -- | 0 |
| 12/03 | Arizona | INJURED RESERVE | | | | | 0 | 0 | 0.0 | -- | 0 | 0 | 0 | 0.0 | -- | 0 |
| 12/07 | New England | INJURED RESERVE | | | | | 0 | 0 | 0.0 | -- | 0 | 0 | 0 | 0.0 | -- | 0 |
| 12/16 | at Indianapolis | INJURED RESERVE | | | | | 0 | 0 | 0.0 | -- | 0 | 0 | 0 | 0.0 | -- | 0 |
| 12/23 | Cincinnati | INJURED RESERVE | | | | | 0 | 0 | 0.0 | -- | 0 | 0 | 0 | 0.0 | -- | 0 |
| 12/31 | at Seattle | INJURED RESERVE | | | | | 0 | 0 | 0.0 | -- | 0 | 0 | 0 | 0.0 | -- | 0 |
| 01/06 | at Baltimore | INJURED RESERVE | | | | | 1 | 0 | 0.0 | -- | 0 | 0 | 0 | 0.0 | -- | 0 |
| TOTALS | | 1 | 0 | 0.0 | -- | 0 | 2 | 0 | 0.0 | -- | 0 | 4 | 34 | 8.5 | 18 | 1 |

| INTERCEPTION RETURNS: | | KWON ALEXANDER | | | | | ALEX HIGHSMITH | | | | | DAMONTAE KAZEE | | | | | KEANU NEAL | | | | |
|-----------------------|-----------------|-----------------|----------|------------|-----------|----------|----------------|-----------|-------------|------------|----------|----------------|-----------|-------------|-----------|----------|-----------------|-----------|-------------|-----------|----------|
| DATE | OPP. | NO. | YDS | AVG | LG | TD | NO. | YDS | AVG | LG | TD | NO. | YDS | AVG | LG | TD | NO. | YDS | AVG | LG | TD |
| 09/10 | San Francisco | 0 | 0 | 0.0 | -- | 0 | 0 | 0 | 0.0 | -- | 0 | 0 | 0 | 0.0 | -- | 0 | 0 | 0 | 0.0 | -- | 0 |
| 09/18 | Cleveland | 0 | 0 | 0.0 | -- | 0 | 1 | 30 | 30.0 | 30t | 1 | 0 | 0 | 0.0 | -- | 0 | 0 | 0 | 0.0 | -- | 0 |
| 09/24 | at Las Vegas | 0 | 0 | 0.0 | -- | 0 | 0 | 0 | 0.0 | -- | 0 | 0 | 0 | 0.0 | -- | 0 | 0 | 0 | 0.0 | -- | 0 |
| 10/01 | at Houston | 0 | 0 | 0.0 | -- | 0 | 0 | 0 | 0.0 | -- | 0 | 0 | 0 | 0.0 | -- | 0 | 0 | 0 | 0.0 | -- | 0 |
| 10/08 | Baltimore | 0 | 0 | 0.0 | -- | 0 | 0 | 0 | 0.0 | -- | 0 | 0 | 0 | 0.0 | -- | 0 | 0 | 0 | 0.0 | -- | 0 |
| 10/22 | at L.A. Rams | 0 | 0 | 0.0 | -- | 0 | 0 | 0 | 0.0 | -- | 0 | 0 | 0 | 0.0 | -- | 0 | 0 | 0 | 0.0 | -- | 0 |
| 10/29 | Jacksonville | 0 | 0 | 0.0 | -- | 0 | 0 | 0 | 0.0 | -- | 0 | 1 | 7 | 7.0 | 7 | 0 | 0 | 0 | 0.0 | -- | 0 |
| 11/02 | Tennessee | 1 | 0 | 0.0 | -- | 0 | 0 | 0 | 0.0 | -- | 0 | 0 | 0 | 0.0 | -- | 0 | 0 | 0 | 0.0 | -- | 0 |
| 11/12 | Green Bay | 0 | 0 | 0.0 | -- | 0 | 0 | 0 | 0.0 | -- | 0 | 1 | 30 | 30.0 | 30 | 0 | 1 | 32 | 32.0 | 32 | 0 |
| 11/19 | at Cleveland | INJURED RESERVE | | | | | 0 | | | | | 0 | | | | | DID NOT PLAY | | | | |
| 11/26 | at Cincinnati | INJURED RESERVE | | | | | 0 | | | | | 0 | | | | | INJURED RESERVE | | | | |
| 12/03 | Arizona | INJURED RESERVE | | | | | 0 | | | | | 0 | | | | | INJURED RESERVE | | | | |
| 12/07 | New England | INJURED RESERVE | | | | | 0 | | | | | 0 | | | | | INJURED RESERVE | | | | |
| 12/16 | at Indianapolis | INJURED RESERVE | | | | | 0 | | | | | 0 | | | | | INJURED RESERVE | | | | |
| 12/23 | Cincinnati | INJURED RESERVE | | | | | 1 | | | | | 0 | | | | | DID NOT PLAY | | | | |
| 12/31 | at Seattle | INJURED RESERVE | | | | | 0 | | | | | 0 | | | | | INJURED RESERVE | | | | |
| 01/06 | at Baltimore | INJURED RESERVE | | | | | 0 | | | | | 0 | | | | | INJURED RESERVE | | | | |
| TOTALS | | 1 | 0 | 0.0 | -- | 0 | 2 | 30 | 15.0 | 30T | 1 | 2 | 37 | 18.5 | 30 | 0 | 1 | 32 | 32.0 | 32 | 0 |

| INTERCEPTION RETURNS: | | PATRICK PETERSON | | | | | JOEY PORTER, JR. | | | | | CHANDON SULLIVAN | | | | | TRENTON THOMPSON | | | | |
|-----------------------|-----------------|------------------|----------|------------|-----------|----------|------------------|----------|------------|-----------|----------|------------------|----------|------------|-----------|----------|------------------|----------|------------|----------|----------|
| DATE | OPP. | NO. | YDS | AVG | LG | TD | NO. | YDS | AVG | LG | TD | NO. | YDS | AVG | LG | TD | NO. | YDS | AVG | LG | TD |
| 09/10 | San Francisco | 0 | 0 | 0.0 | -- | 0 | 0 | 0 | 0.0 | -- | 0 | 0 | 0 | 0.0 | -- | 0 | DID NOT PLAY | | | | |
| 09/18 | Cleveland | 0 | 0 | 0.0 | -- | 0 | 0 | 0 | 0.0 | -- | 0 | 0 | 0 | 0.0 | -- | 0 | DID NOT PLAY | | | | |
| 09/24 | at Las Vegas | 1 | 0 | 0.0 | -- | 0 | 0 | 0 | 0.0 | -- | 0 | 0 | 0 | 0.0 | -- | 0 | DID NOT PLAY | | | | |
| 10/01 | at Houston | 0 | 0 | 0.0 | -- | 0 | 0 | 0 | 0.0 | -- | 0 | 0 | 0 | 0.0 | -- | 0 | DID NOT PLAY | | | | |
| 10/08 | Baltimore | 0 | 0 | 0.0 | -- | 0 | 1 | 0 | 0.0 | -- | 0 | 0 | 0 | 0.0 | -- | 0 | DID NOT PLAY | | | | |
| 10/22 | at L.A. Rams | 0 | 0 | 0.0 | -- | 0 | 0 | 0 | 0.0 | -- | 0 | 0 | 0 | 0.0 | -- | 0 | DID NOT PLAY | | | | |
| 10/29 | Jacksonville | 0 | 0 | 0.0 | -- | 0 | 0 | 0 | 0.0 | -- | 0 | 0 | 0 | 0.0 | -- | 0 | DID NOT PLAY | | | | |
| 11/02 | Tennessee | 0 | 0 | 0.0 | -- | 0 | 0 | 0 | 0.0 | -- | 0 | 0 | 0 | 0.0 | -- | 0 | DID NOT PLAY | | | | |
| 11/12 | Green Bay | 0 | 0 | 0.0 | -- | 0 | 0 | 0 | 0.0 | -- | 0 | 0 | 0 | 0.0 | -- | 0 | 0 | 0 | 0.0 | -- | 0 |
| 11/19 | at Cleveland | 0 | 0 | 0.0 | -- | 0 | 0 | 0 | 0.0 | -- | 0 | 1 | 0 | 0.0 | -- | 0 | 0 | 0 | 0.0 | -- | 0 |
| 11/26 | at Cincinnati | 0 | 0 | 0.0 | -- | 0 | 0 | 0 | 0.0 | -- | 0 | 0 | 0 | 0.0 | -- | 0 | 1 | 6 | 6.0 | 6 | 0 |
| 12/03 | Arizona | 0 | 0 | 0.0 | -- | 0 | 0 | 0 | 0.0 | -- | 0 | 0 | 0 | 0.0 | -- | 0 | 0 | 0 | 0.0 | -- | 0 |
| 12/07 | New England | 0 | 0 | 0.0 | -- | 0 | 0 | 0 | 0.0 | -- | 0 | 0 | 0 | 0.0 | -- | 0 | 0 | 0 | 0.0 | -- | 0 |
| 12/16 | at Indianapolis | 0 | 0 | 0.0 | -- | 0 | 0 | 0 | 0.0 | -- | 0 | 0 | 0 | 0.0 | -- | 0 | 0 | 0 | 0.0 | -- | 0 |
| 12/23 | Cincinnati | 1 | 0 | 0.0 | -- | 0 | 0 | 0 | 0.0 | -- | 0 | 0 | 0 | 0.0 | -- | 0 | ON INACTIVE LIST | | | | |
| 12/31 | at Seattle | 0 | 0 | 0.0 | -- | 0 | 0 | 0 | 0.0 | -- | 0 | 0 | 0 | 0.0 | -- | 0 | ON INACTIVE LIST | | | | |
| 01/06 | at Baltimore | 0 | 0 | 0.0 | -- | 0 | 0 | 0 | 0.0 | -- | 0 | 0 | 0 | 0.0 | -- | 0 | ON INACTIVE LIST | | | | |
| TOTALS | | 2 | 0 | 0.0 | -- | 0 | 1 | 0 | 0.0 | -- | 0 | 1 | 0 | 0.0 | -- | 0 | 1 | 6 | 6.0 | 6 | 0 |

| INTERCEPTION RETURNS: | | LEVI WALLACE | | | | | T. J. WATT | | | | |
|-----------------------|-----------------|------------------|----------|------------|-----------|----------|------------|-----------|-------------|-----------|----------|
| DATE | OPP. | NO. | YDS | AVG | LG | TD | NO. | YDS | AVG | LG | TD |
| 09/10 | San Francisco | 0 | 0 | 0.0 | -- | 0 | 0 | 0 | 0.0 | -- | 0 |
| 09/18 | Cleveland | 0 | 0 | 0.0 | -- | 0 | 0 | 0 | 0.0 | -- | 0 |
| 09/24 | at Las Vegas | 2 | 0 | 0.0 | -- | 0 | 0 | 0 | 0.0 | -- | 0 |
| 10/01 | at Houston | 0 | 0 | 0.0 | -- | 0 | 0 | 0 | 0.0 | -- | 0 |
| 10/08 | Baltimore | 0 | 0 | 0.0 | -- | 0 | 0 | 0 | 0.0 | -- | 0 |
| 10/22 | at L.A. Rams | 0 | 0 | 0.0 | -- | 0 | 1 | 24 | 24.0 | 24 | 0 |
| 10/29 | Jacksonville | ON INACTIVE LIST | | | | | 0 | | | | |
| 11/02 | Tennessee | 0 | 0 | 0.0 | -- | 0 | 0 | 0 | 0.0 | -- | 0 |
| 11/12 | Green Bay | 0 | 0 | 0.0 | -- | 0 | 0 | 0 | 0.0 | -- | 0 |
| 11/19 | at Cleveland | 0 | 0 | 0.0 | -- | 0 | 0 | 0 | 0.0 | -- | 0 |
| 11/26 | at Cincinnati | 0 | 0 | 0.0 | -- | 0 | 0 | 0 | 0.0 | -- | 0 |
| 12/03 | Arizona | 0 | 0 | 0.0 | -- | 0 | 0 | 0 | 0.0 | -- | 0 |
| 12/07 | New England | 0 | 0 | 0.0 | -- | 0 | 0 | 0 | 0.0 | -- | 0 |
| 12/16 | at Indianapolis | 0 | 0 | 0.0 | -- | 0 | 0 | 0 | 0.0 | -- | 0 |
| 12/23 | Cincinnati | 0 | 0 | 0.0 | -- | 0 | 0 | 0 | 0.0 | -- | 0 |
| 12/31 | at Seattle | 0 | 0 | 0.0 | -- | 0 | 0 | 0 | 0.0 | -- | 0 |
| 01/06 | at Baltimore | 0 | 0 | 0.0 | -- | 0 | 0 | 0 | 0.0 | -- | 0 |
| TOTALS | | 2 | 0 | 0.0 | -- | 0 | 1 | 24 | 24.0 | 24 | 0 |

| | | CALVIN AUSTIN III | | | MILES BOYKIN | | | NICK HERBIG | | | CONNOR HEYWARD | | |
|---------------|-----------------|-------------------|----------|----------|--------------|----------|----------|-------------|----------|----------|----------------|----------|----------|
| DATE | OPP. | TKL | AST | TOT | TKL | AST | TOT | TKL | AST | TOT | TKL | AST | TOT |
| 09/10 | San Francisco | 0 | 0 | 0 | 0 | 0 | 0 | 0 | 0 | 0 | 0 | 0 | 0 |
| 09/18 | Cleveland | 0 | 0 | 0 | 0 | 0 | 0 | 0 | 0 | 0 | 0 | 0 | 0 |
| 09/24 | at Las Vegas | 0 | 0 | 0 | 0 | 0 | 0 | 0 | 0 | 0 | 0 | 0 | 0 |
| 10/01 | at Houston | 0 | 0 | 0 | 0 | 0 | 0 | 1 | 0 | 1 | 0 | 0 | 0 |
| 10/08 | Baltimore | 0 | 0 | 0 | 0 | 0 | 0 | 0 | 0 | 0 | 0 | 0 | 0 |
| 10/22 | at L.A. Rams | 0 | 0 | 0 | 0 | 0 | 0 | 1 | 0 | 1 | 0 | 0 | 0 |
| 10/29 | Jacksonville | 0 | 0 | 0 | 1 | 0 | 1 | 0 | 1 | 1 | 0 | 0 | 0 |
| 11/02 | Tennessee | 0 | 0 | 0 | 1 | 0 | 1 | 0 | 0 | 0 | 1 | 0 | 1 |
| 11/12 | Green Bay | 0 | 0 | 0 | 0 | 1 | 1 | 0 | 0 | 0 | 0 | 0 | 0 |
| 11/19 | at Cleveland | 0 | 0 | 0 | 0 | 0 | 0 | 1 | 0 | 1 | 0 | 0 | 0 |
| 11/26 | at Cincinnati | 0 | 0 | 0 | 0 | 0 | 0 | 0 | 0 | 0 | 0 | 0 | 0 |
| 12/03 | Arizona | 0 | 0 | 0 | 0 | 0 | 0 | 0 | 0 | 0 | 0 | 0 | 0 |
| 12/07 | New England | 0 | 0 | 0 | 0 | 0 | 0 | 1 | 0 | 1 | 0 | 0 | 0 |
| 12/16 | at Indianapolis | 0 | 0 | 0 | 1 | 0 | 1 | 0 | 0 | 0 | 0 | 1 | 1 |
| 12/23 | Cincinnati | 0 | 0 | 0 | 1 | 0 | 1 | 0 | 0 | 0 | 0 | 0 | 0 |
| 12/31 | at Seattle | 0 | 0 | 0 | 0 | 0 | 0 | 0 | 0 | 0 | 0 | 0 | 0 |
| 01/06 | at Baltimore | 0 | 0 | 0 | 0 | 0 | 0 | 0 | 0 | 0 | 0 | 0 | 0 |
| TOTALS | | 0 | 0 | 0 | 4 | 1 | 5 | 4 | 1 | 5 | 1 | 1 | 2 |

| | | MILES KILLEBREW | | | CHRISTIAN KUNTZ | | | PATRICK PETERSON | | | JAMES PIERRE | | |
|---------------|-----------------|-----------------|----------|-----------|-----------------|----------|----------|------------------|----------|----------|--------------|----------|----------|
| DATE | OPP. | TKL | AST | TOT | TKL | AST | TOT | TKL | AST | TOT | TKL | AST | TOT |
| 09/10 | San Francisco | 1 | 1 | 2 | 2 | 0 | 2 | 0 | 0 | 0 | 0 | 0 | 0 |
| 09/18 | Cleveland | 0 | 0 | 0 | 0 | 0 | 0 | 0 | 0 | 0 | 0 | 0 | 0 |
| 09/24 | at Las Vegas | 2 | 0 | 2 | 0 | 0 | 0 | 0 | 0 | 0 | 0 | 0 | 0 |
| 10/01 | at Houston | 1 | 0 | 1 | 0 | 0 | 0 | 0 | 0 | 0 | 0 | 0 | 0 |
| 10/08 | Baltimore | 1 | 0 | 1 | 0 | 1 | 1 | 0 | 0 | 0 | 0 | 1 | 1 |
| 10/22 | at L.A. Rams | 0 | 0 | 0 | 0 | 0 | 0 | 0 | 0 | 0 | 0 | 0 | 0 |
| 10/29 | Jacksonville | 1 | 0 | 1 | 0 | 1 | 1 | 0 | 0 | 0 | 1 | 0 | 1 |
| 11/02 | Tennessee | 0 | 0 | 0 | 0 | 0 | 0 | 0 | 0 | 0 | 0 | 0 | 0 |
| 11/12 | Green Bay | 0 | 0 | 0 | 0 | 0 | 0 | 0 | 0 | 0 | 3 | 0 | 3 |
| 11/19 | at Cleveland | 1 | 0 | 1 | 0 | 0 | 0 | 0 | 0 | 0 | 0 | 0 | 0 |
| 11/26 | at Cincinnati | 1 | 0 | 1 | 0 | 0 | 0 | 0 | 0 | 0 | 0 | 0 | 0 |
| 12/03 | Arizona | 2 | 0 | 2 | 0 | 0 | 0 | 0 | 0 | 0 | 1 | 1 | 2 |
| 12/07 | New England | 0 | 0 | 0 | 0 | 0 | 0 | 0 | 0 | 0 | INACTIVE | | |
| 12/16 | at Indianapolis | 0 | 0 | 0 | 0 | 0 | 0 | 0 | 0 | 0 | 0 | 0 | 0 |
| 12/23 | Cincinnati | 0 | 0 | 0 | 0 | 0 | 0 | 0 | 0 | 0 | 0 | 0 | 0 |
| 12/31 | at Seattle | 1 | 1 | 2 | 0 | 0 | 0 | 0 | 0 | 0 | 0 | 0 | 0 |
| 01/06 | at Baltimore | 0 | 0 | 0 | 0 | 0 | 0 | 0 | 0 | 0 | 0 | 0 | 0 |
| TOTALS | | 11 | 2 | 13 | 2 | 2 | 4 | 0 | 0 | 0 | 5 | 2 | 7 |

| | | JOEY PORTER JR. | | | ELIJAH RILEY | | | MARK ROBINSON | | | CHANDON SULLIVAN | | |
|---------------|-----------------|-----------------|----------|----------|-----------------|----------|----------|---------------|----------|----------|------------------|----------|----------|
| DATE | OPP. | TKL | AST | TOT | TKL | AST | TOT | TKL | AST | TOT | TKL | AST | TOT |
| 09/10 | San Francisco | 0 | 0 | 0 | 0 | 1 | 1 | 0 | 0 | 0 | 0 | 0 | 0 |
| 09/18 | Cleveland | 0 | 0 | 0 | 0 | 0 | 0 | 0 | 0 | 0 | 0 | 0 | 0 |
| 09/24 | at Las Vegas | 0 | 0 | 0 | 0 | 0 | 0 | 2 | 0 | 2 | 0 | 0 | 0 |
| 10/01 | at Houston | 0 | 1 | 1 | 0 | 1 | 1 | 0 | 0 | 0 | 0 | 0 | 0 |
| 10/08 | Baltimore | 0 | 0 | 0 | 0 | 0 | 0 | 0 | 0 | 0 | 0 | 0 | 0 |
| 10/22 | at L.A. Rams | 0 | 0 | 0 | 0 | 0 | 0 | 0 | 0 | 0 | 0 | 0 | 0 |
| 10/29 | Jacksonville | 0 | 0 | 0 | 0 | 0 | 0 | 0 | 0 | 0 | 0 | 0 | 0 |
| 11/02 | Tennessee | 0 | 0 | 0 | 0 | 0 | 0 | 1 | 0 | 1 | 1 | 0 | 1 |
| 11/12 | Green Bay | 0 | 0 | 0 | 0 | 0 | 0 | 0 | 0 | 0 | 1 | 0 | 1 |
| 11/19 | at Cleveland | 0 | 0 | 0 | INJURED RESERVE | | | 0 | 1 | 1 | 0 | 0 | 0 |
| 11/26 | at Cincinnati | 0 | 0 | 0 | INJURED RESERVE | | | 0 | 0 | 0 | 0 | 0 | 0 |
| 12/03 | Arizona | 0 | 0 | 0 | INJURED RESERVE | | | 0 | 1 | 1 | 0 | 0 | 0 |
| 12/07 | New England | 0 | 0 | 0 | INJURED RESERVE | | | 0 | 0 | 0 | 0 | 0 | 0 |
| 12/16 | at Indianapolis | 0 | 0 | 0 | INJURED RESERVE | | | 0 | 0 | 0 | 0 | 0 | 0 |
| 12/23 | Cincinnati | 0 | 0 | 0 | INJURED RESERVE | | | 0 | 0 | 0 | 0 | 0 | 0 |
| 12/31 | at Seattle | 0 | 0 | 0 | 0 | 0 | 0 | 0 | 0 | 0 | 0 | 0 | 0 |
| 01/06 | at Baltimore | 0 | 0 | 0 | 0 | 0 | 0 | 0 | 0 | 0 | 0 | 0 | 0 |
| TOTALS | | 0 | 1 | 1 | 0 | 2 | 2 | 3 | 2 | 5 | 2 | 0 | 2 |

| | | TRENTON THOMPSON | | | ROD WILLIAMS | | |
|---------------|-----------------|------------------|----------|----------|--------------|----------|----------|
| DATE | OPP. | TKL | AST | TOT | TKL | AST | TOT |
| 09/10 | San Francisco | DID NOT PLAY | | | | | |
| 09/18 | Cleveland | DID NOT PLAY | | | | | |
| 09/24 | at Las Vegas | DID NOT PLAY | | | | | |
| 10/01 | at Houston | DID NOT PLAY | | | | | |
| 10/08 | Baltimore | DID NOT PLAY | | | 0 | 0 | 0 |
| 10/22 | at L.A. Rams | DID NOT PLAY | | | 0 | 0 | 0 |
| 10/29 | Jacksonville | DID NOT PLAY | | | 1 | 0 | 1 |
| 11/02 | Tennessee | DID NOT PLAY | | | 0 | 0 | 0 |
| 11/12 | Green Bay | 0 | 0 | 0 | 1 | 0 | 1 |
| 11/19 | at Cleveland | 0 | 0 | 0 | 1 | 0 | 1 |
| 11/26 | at Cincinnati | 0 | 0 | 0 | 0 | 0 | 0 |
| 12/03 | Arizona | 0 | 0 | 0 | 0 | 1 | 1 |
| 12/07 | New England | 0 | 0 | 0 | 0 | 0 | 0 |
| 12/16 | at Indianapolis | 1 | 0 | 1 | 1 | 0 | 1 |
| 12/23 | Cincinnati | ON INACTIVE LIST | | | 0 | 0 | 0 |
| 12/31 | at Seattle | ON INACTIVE LIST | | | 1 | 0 | 1 |
| 01/06 | at Baltimore | ON INACTIVE LIST | | | 0 | 0 | 0 |
| TOTALS | | 1 | 0 | 1 | 5 | 1 | 6 |

| PUNTING: | | PRESSLEY HARVIN III | | | | | | | |
|---------------|-----------------|---------------------|--------------|-------------|----------|-----------|-----------|-------------|----------|
| DATE | OPP. | NO. | YDS | AVG | TD | IN 20 | LG | NET | BLK |
| 09/10 | San Francisco | 6 | 254 | 42.3 | 0 | 1 | 57 | 35.5 | 0 |
| 09/18 | Cleveland | 7 | 320 | 45.7 | 2 | 4 | 61 | 40.0 | 0 |
| 09/24 | at Las Vegas | 6 | 323 | 53.8 | 0 | 3 | 63 | 46.5 | 0 |
| 10/01 | at Houston | ON INACTIVE LIST | | | | | | | |
| 10/08 | Baltimore | ON INACTIVE LIST | | | | | | | |
| 10/22 | at L.A. Rams | 5 | 218 | 43.6 | 0 | 2 | 55 | 43.6 | 0 |
| 10/29 | Jacksonville | 6 | 257 | 42.8 | 0 | 0 | 52 | 37.2 | 0 |
| 11/02 | Tennessee | 4 | 200 | 50.0 | 0 | 3 | 62 | 48.3 | 0 |
| 11/12 | Green Bay | 5 | 224 | 44.8 | 0 | 3 | 56 | 42.4 | 0 |
| 11/19 | at Cleveland | 9 | 355 | 39.4 | 0 | 4 | 48 | 35.3 | 0 |
| 11/26 | at Cincinnati | 4 | 172 | 43.0 | 2 | 2 | 59 | 33.0 | 0 |
| 12/03 | Arizona | 4 | 179 | 44.8 | 0 | 2 | 49 | 38.8 | 0 |
| 12/07 | New England | 6 | 267 | 44.5 | 1 | 1 | 53 | 41.2 | 0 |
| 12/16 | at Indianapolis | 4 | 160 | 40.0 | 0 | 1 | 55 | 30.5 | 0 |
| 12/23 | Cincinnati | 5 | 194 | 38.8 | 0 | 1 | 42 | 37.8 | 0 |
| 12/31 | at Seattle | 1 | 46 | 46.0 | 0 | 1 | 46 | 46.0 | 0 |
| 01/06 | at Baltimore | 6 | 250 | 41.7 | 1 | 2 | 53 | 38.3 | 0 |
| TOTALS | | 78 | 3,419 | 43.8 | 6 | 30 | 63 | 39.2 | 0 |

| FIELD GOALS: | | CHRIS BOSWELL | | | | | | | | | |
|---------------|-----------------|---------------|-------|-------|-------|-----|-------|-----|-----|--------|----|
| DATE | OPP. | 0-19 | 20-29 | 30-39 | 40-49 | 50+ | TOTAL | FGM | FGA | PCT | LG |
| 09/10 | San Francisco | 0/0 | 0/0 | 0/0 | 0/0 | 0/0 | 0/0 | 0 | 0 | 0.0% | 0 |
| 09/18 | Cleveland | 0/0 | 0/0 | 0/0 | 0/0 | 2/2 | 2/2 | 2 | 2 | 100.0% | 52 |
| 09/24 | at Las Vegas | 0/0 | 0/0 | 0/0 | 2/2 | 1/1 | 3/3 | 3 | 3 | 100.0% | 57 |
| 10/01 | at Houston | 0/0 | 1/1 | 1/1 | 0/0 | 0/0 | 2/2 | 2 | 2 | 100.0% | 35 |
| 10/08 | Baltimore | 0/0 | 1/1 | 0/0 | 2/2 | 0/0 | 3/3 | 3 | 3 | 100.0% | 43 |
| 10/22 | at L.A. Rams | 0/0 | 0/0 | 0/0 | 0/0 | 1/1 | 1/1 | 1 | 1 | 100.0% | 53 |
| 10/29 | Jacksonville | 0/0 | 1/1 | 0/0 | 0/0 | 0/1 | 1/2 | 1 | 2 | 50.0% | 22 |
| 11/02 | Tennessee | 0/0 | 1/1 | 1/1 | 0/0 | 0/0 | 2/2 | 2 | 2 | 100.0% | 30 |
| 11/12 | Green Bay | 0/0 | 0/0 | 1/1 | 2/2 | 0/0 | 3/3 | 3 | 3 | 100.0% | 49 |
| 11/19 | at Cleveland | 0/0 | 1/1 | 0/0 | 0/0 | 0/0 | 1/1 | 1 | 1 | 100.0% | 28 |
| 11/26 | at Cincinnati | 0/0 | 0/0 | 2/2 | 1/1 | 0/0 | 3/3 | 3 | 3 | 100.0% | 41 |
| 12/03 | Arizona | 0/0 | 1/1 | 0/0 | 0/1 | 0/0 | 1/2 | 1 | 2 | 50.0% | 29 |
| 12/07 | New England | 0/0 | 0/0 | 0/0 | 0/0 | 1/1 | 1/1 | 1 | 1 | 100.0% | 56 |
| 12/16 | at Indianapolis | 0/0 | 0/0 | 0/0 | 0/0 | 0/0 | 0/0 | 0 | 0 | 0.0% | 0 |
| 12/23 | Cincinnati | 0/0 | 0/0 | 1/1 | 0/0 | 1/1 | 2/2 | 2 | 2 | 100.0% | 50 |
| 12/31 | at Seattle | 0/0 | 2/2 | 1/1 | 0/0 | 0/0 | 3/3 | 3 | 3 | 100.0% | 39 |
| 01/06 | at Baltimore | 0/0 | 1/1 | 0/0 | 0/0 | 0/0 | 1/1 | 1 | 1 | 100.0% | 25 |
| TOTALS | | 0/0 | 9/9 | 7/7 | 7/8 | 6/7 | 29/31 | 29 | 31 | 93.5% | 57 |

| KICKOFF RETURNS: | | ANTHONY MCFARLAND JR. | | | | | | GUNNER OLSZEWSKI | | | | | | GEORGE PICKENS | | | | | | |
|------------------|-----------------|---|------------|-------------|-----------|----------|----------|------------------|-----------|-------------|-----------|----------|----------|----------------|----------|------------|----------|----------|----------|---|
| DATE | OPP. | NO. | YDS | AVG | LG | FC | TD | NO. | YDS | AVG | LG | FC | TD | NO. | YDS | AVG | LG | FC | TD | |
| 09/10 | San Francisco | 3 | 91 | 30.3 | 34 | 0 | 0 | ON INACTIVE LIST | | | | | | 0 | 0 | 0.0 | 0 | 0 | 0 | |
| 09/18 | Cleveland | INJURED RESERVE | | | | | | 1 | 0 | 0.0 | 0 | 0 | 0 | 0 | 0 | 0 | 0.0 | 0 | 0 | 0 |
| 09/24 | at Las Vegas | INJURED RESERVE | | | | | | ON INACTIVE LIST | | | | | | 0 | 0 | 0.0 | 0 | 0 | 0 | |
| 10/01 | at Houston | INJURED RESERVE | | | | | | ON INACTIVE LIST | | | | | | 0 | 0 | 0.0 | 0 | 0 | 0 | |
| 10/08 | Baltimore | INJURED RESERVE | | | | | | 1 | 24 | 24.0 | 24 | 0 | 0 | 0 | 0 | 0.0 | 0 | 0 | 0 | |
| 10/22 | at L.A. Rams | INJURED RESERVE - DESIGNATED FOR RETURN | | | | | | NOT ON ANY TEAM | | | | | | 0 | 0 | 0.0 | 0 | 0 | 0 | |
| 10/29 | Jacksonville | INJURED RESERVE - DESIGNATED FOR RETURN | | | | | | Giants | | | | | | 0 | 0 | 0.0 | 0 | 0 | 0 | |
| 11/02 | Tennessee | INJURED RESERVE - DESIGNATED FOR RETURN | | | | | | Giants | | | | | | 0 | 0 | 0.0 | 0 | 0 | 0 | |
| 11/12 | Green Bay | 3 | 73 | 24.3 | 37 | 0 | 0 | Giants | | | | | | 0 | 0 | 0.0 | 0 | 0 | 0 | |
| 11/19 | at Cleveland | 0 | 0 | 0.0 | 0 | 1 | 0 | Giants | | | | | | 0 | 0 | 0.0 | 0 | 0 | 0 | |
| 11/26 | at Cincinnati | ON INACTIVE LIST | | | | | | Giants | | | | | | 1 | 7 | 7.0 | 7 | 0 | 0 | |
| 12/03 | Arizona | ON INACTIVE LIST | | | | | | Giants | | | | | | 0 | 0 | 0.0 | 0 | 0 | 0 | |
| 12/07 | New England | INACTIVE | | | | | | Giants | | | | | | 0 | 0 | 0.0 | 0 | 0 | 0 | |
| 12/16 | at Indianapolis | ON INACTIVE LIST | | | | | | Giants | | | | | | 0 | 0 | 0.0 | 0 | 0 | 0 | |
| 12/23 | Cincinnati | DID NOT PLAY | | | | | | Giants | | | | | | 0 | 0 | 0.0 | 0 | 0 | 0 | |
| 12/31 | at Seattle | PRACTICE SQUAD | | | | | | Giants | | | | | | 0 | 0 | 0.0 | 0 | 0 | 0 | |
| 01/06 | at Baltimore | PRACTICE SQUAD | | | | | | Giants | | | | | | 0 | 0 | 0.0 | 0 | 0 | 0 | |
| TOTALS | | 6 | 164 | 27.3 | 37 | 1 | 0 | 2 | 24 | 12.0 | 24 | 0 | 0 | 1 | 7 | 7.0 | 7 | 0 | 0 | |

| PUNT RETURNS: | | CALVIN AUSTIN III | | | | | | GUNNER OLSZEWSKI | | | | | |
|---------------|-----------------|-------------------|------------|------------|-----------|-----------|----------|------------------|----------|------------|----------|----------|----------|
| DATE | OPP. | NO. | YDS | AVG | LG | FC | TD | NO. | YDS | AVG | LG | FC | TD |
| 09/10 | San Francisco | 1 | 2 | 2.0 | 2 | 0 | 0 | | | | | | |
| 09/18 | Cleveland | 1 | 14 | 14.0 | 14 | 2 | 0 | | | | | | |
| 09/24 | at Las Vegas | 2 | 5 | 2.5 | 5 | 1 | 0 | | | | | | |
| 10/01 | at Houston | 2 | 9 | 4.5 | 7 | 0 | 0 | | | | | | |
| 10/08 | Baltimore | 0 | 0 | 0.0 | 0 | 0 | 0 | 1 | 8 | 8.0 | 8 | 1 | 0 |
| 10/22 | at L.A. Rams | 3 | 14 | 4.7 | 6 | 0 | 0 | | | | | | |
| 10/29 | Jacksonville | 0 | 0 | 0.0 | 0 | 1 | 0 | | | | | | |
| 11/02 | Tennessee | 2 | 13 | 6.5 | 12 | 1 | 0 | | | | | | |
| 11/12 | Green Bay | 2 | 20 | 10.0 | 14 | 2 | 0 | | | | | | |
| 11/19 | at Cleveland | 3 | 51 | 17.0 | 21 | 1 | 0 | | | | | | |
| 11/26 | at Cincinnati | 3 | 2 | 0.7 | 5 | 1 | 0 | | | | | | |
| 12/03 | Arizona | 1 | 11 | 11.0 | 11 | 0 | 0 | | | | | | |
| 12/07 | New England | 3 | 10 | 3.3 | 5 | 1 | 0 | | | | | | |
| 12/16 | at Indianapolis | 0 | 0 | 0.0 | 0 | 0 | 0 | | | | | | |
| 12/23 | Cincinnati | 0 | 0 | 0.0 | 0 | 1 | 0 | | | | | | |
| 12/31 | at Seattle | 1 | 6 | 6.0 | 6 | 0 | 0 | | | | | | |
| 01/06 | at Baltimore | 5 | 92 | 18.4 | 34 | 1 | 0 | | | | | | |
| TOTALS | | 29 | 249 | 8.6 | 34 | 12 | 0 | 1 | 8 | 8.0 | 8 | 1 | 0 |



17

WEEK 18
Pittsburgh Steelers 17, Baltimore Ravens 10
 70,355 🏟️ M&T Bank Stadium 🏟️ Jan 6, 2024



10

| | | | | | | |
|---------------------------|---|---|---|----|---|----|
| Pittsburgh Steelers | 7 | 0 | 0 | 10 | — | 17 |
| Baltimore Ravens | 0 | 7 | 0 | 3 | — | 10 |

SCORING DRIVES

| TEAM | QTR | TIME | SCORING PLAY | PIT | BAL |
|----------|-----|-------|--|-----|-----|
| Steelers | 1 | 02:36 | N.Harris 6 yd. run (C.Boswell kick) (12-76, 7:32) | 7 | 0 |
| Ravens | 2 | 02:19 | I.Likely 27 yd. pass from T.Huntley (J.Tucker kick) (6-71, 2:48) | 7 | 7 |
| Steelers | 4 | 14:49 | D.Johnson 71 yd. pass from M.Rudolph (C.Boswell kick) (6-89, 3:01) | 14 | 7 |
| Steelers | 4 | 03:13 | C.Boswell 25 yd. Field Goal (9-25, 4:01) | 17 | 7 |
| Ravens | 4 | 00:16 | J.Tucker 36 yd. Field Goal (12-57, 2:57) | 17 | 10 |

PITTSBURGH STEELERS

| PASSING | ATT | CP | YDS | SK/YD | TD | LG | INT | RTG |
|---------------|-----------|-----------|------------|-------------|----------|------------|----------|--------------|
| Mason Rudolph | 20 | 18 | 152 | 3/18 | 1 | 71t | 0 | 115.0 |
| TOTAL | 20 | 18 | 152 | 3/18 | 1 | 71T | 0 | 115.0 |

| RUSHING | ATT | YDS | AVG | LG | TD |
|-------------------|-----------|------------|------------|-----------|----------|
| Najee Harris | 26 | 112 | 4.3 | 15 | 1 |
| Jaylen Warren | 9 | 33 | 3.7 | 23 | 0 |
| Calvin Austin III | 1 | 8 | 8.0 | 8 | 0 |
| George Pickens | 1 | 3 | 3.0 | 3 | 0 |
| Mason Rudolph | 2 | -1 | -0.5 | 0 | 0 |
| TOTAL | 39 | 155 | 4.0 | 23 | 1 |

| RECEIVING | NO | YDS | AVG | LG | TD |
|-----------------|-----------|------------|------------|------------|----------|
| Najee Harris | 5 | 21 | 4.2 | 7 | 0 |
| Jaylen Warren | 5 | 17 | 3.4 | 7 | 0 |
| Diontae Johnson | 4 | 89 | 22.3 | 71t | 1 |
| Pat Freiermuth | 2 | 21 | 10.5 | 13 | 0 |
| Connor Heyward | 2 | 4 | 2.0 | 2 | 0 |
| TOTAL | 18 | 152 | 8.4 | 71T | 1 |

| TOP DEFENSE | TOT | SOLO | AST | SCK | YDS | INT |
|---------------|-----|------|-----|-----|------|-----|
| Eric Rowe | 12 | 10 | 2 | 0.0 | 0.0 | 0 |
| T.J. Watt | 8 | 6 | 2 | 2.0 | 11.0 | 0 |
| Mark Robinson | 5 | 4 | 1 | 1.0 | 8.0 | 0 |

| FIELD GOALS | FGM/FGA | PERCENT | RESULTS |
|---------------|------------|--------------|---------|
| Chris Boswell | 1-1 | 100.0 | 25G |
| TOTAL | 1-1 | 100.0 | |

BALTIMORE RAVENS

| PASSING | ATT | CP | YDS | SK/YD | TD | LG | INT | RTG |
|---------------|-----------|-----------|------------|-------------|----------|------------|----------|-------------|
| Tyler Huntley | 28 | 15 | 146 | 4/28 | 1 | 27t | 0 | 80.4 |
| TOTAL | 28 | 15 | 146 | 4/28 | 1 | 27T | 0 | 80.4 |

| RUSHING | ATT | YDS | AVG | LG | TD |
|-------------------|-----------|------------|------------|-----------|----------|
| Gus Edwards | 10 | 48 | 4.8 | 29 | 0 |
| Tyler Huntley | 8 | 40 | 5.0 | 11 | 0 |
| Melvin Gordon III | 7 | 18 | 2.6 | 6 | 0 |
| TOTAL | 25 | 106 | 4.2 | 29 | 0 |

| RECEIVING | NO | YDS | AVG | LG | TD |
|------------------|-----------|------------|------------|------------|----------|
| Nelson Agholor | 5 | 39 | 7.8 | 16 | 0 |
| Justice Hill | 3 | 26 | 8.7 | 19 | 0 |
| Charlie Kolar | 3 | 23 | 7.7 | 12 | 0 |
| Isaiah Likely | 2 | 31 | 15.5 | 27t | 1 |
| Laquan Treadwell | 1 | 16 | 16.0 | 16 | 0 |
| Tylan Wallace | 1 | 11 | 11.0 | 11 | 0 |
| TOTAL | 15 | 146 | 9.7 | 27T | 1 |

| TOP DEFENSE | TOT | SOLO | AST | SCK | YDS | INT |
|--------------------|-----|------|-----|-----|-----|-----|
| Del'Shawn Phillips | 13 | 8 | 5 | 0.0 | 0.0 | 0 |
| Marcus Williams | 9 | 3 | 6 | 0.0 | 0.0 | 0 |
| Patrick Queen | 8 | 6 | 2 | 0.0 | 0.0 | 0 |

| FIELD GOALS | FGM/FGA | PERCENT | RESULTS |
|---------------|------------|--------------|---------|
| Justin Tucker | 1-1 | 100.0 | 36G |
| TOTAL | 1-1 | 100.0 | |

Team Statistics

Steelers Ravens

| | | |
|------------------------------|----------|----------|
| First Downs | 16 | 13 |
| 3rd-Down Eff. (Made/Att/Pct) | 6/15/40% | 4/13/31% |
| 4th-Down Eff. (Made/Att/Pct) | 0/0/0% | 1/1/100% |
| Total Net Yards | 289 | 224 |
| Total Plays | 62 | 57 |
| Yards Per Play | 4.7 | 3.9 |
| Rushes/Net Yards | 39/155 | 25/106 |
| Net Passing | 134 | 118 |
| Pass Attempts/Completions | 20/18 | 28/15 |
| Had Intercepted | 0 | 0 |
| Sacked/Yards Lost | 3/18 | 4/28 |
| Punts/Average | 6/41.7 | 7/53.9 |
| Penalties/Yards | 4/25 | 3/26 |
| Fumbles/Lost | 6/2 | 2/2 |
| Possession Time | 34:54 | 25:06 |



WEEK 17
Pittsburgh Steelers 30, Seattle Seahawks 23
68,735 🇺🇸 Lumen Field 🇺🇸 Dec 31, 2023



| | | | | | | |
|---------------------------|---|----|---|---|---|----|
| Pittsburgh Steelers | 7 | 10 | 7 | 6 | — | 30 |
| Seattle Seahawks | 0 | 14 | 3 | 6 | — | 23 |

SCORING DRIVES

| TEAM | QTR | TIME | SCORING PLAY | PIT | SEA |
|----------|-----|-------|---|-----|-----|
| Steelers | 1 | 01:47 | J.Warren 18 yd. run (C.Boswell kick) (14-80, 7:57) | 7 | 0 |
| Seahawks | 2 | 13:50 | K.Walker 13 yd. run (J.Myers kick) (7-75, 2:57) | 7 | 7 |
| Steelers | 2 | 10:27 | C.Boswell 39 yd. Field Goal (6-54, 3:23) | 10 | 7 |
| Seahawks | 2 | 05:30 | J.Smith-Njigba 12 yd. pass from G.Smith (J.Myers kick) (8-75, 4:57) | 10 | 14 |
| Steelers | 2 | 01:36 | N.Harris 9 yd. run (C.Boswell kick) (9-75, 3:54) | 17 | 14 |
| Seahawks | 3 | 10:47 | J.Myers 43 yd. Field Goal (9-41, 4:13) | 17 | 17 |
| Steelers | 3 | 06:57 | N.Harris 4 yd. run (C.Boswell kick) (6-71, 3:50) | 24 | 17 |
| Seahawks | 4 | 13:30 | J.Myers 42 yd. Field Goal (7-62, 2:40) | 24 | 20 |
| Steelers | 4 | 07:07 | C.Boswell 26 yd. Field Goal (13-65, 6:23) | 27 | 20 |
| Steelers | 4 | 04:31 | C.Boswell 21 yd. Field Goal (6-13, 2:29) | 30 | 20 |
| Seahawks | 4 | 02:01 | J.Myers 24 yd. Field Goal (11-69, 2:30) | 30 | 23 |

PITTSBURGH STEELERS

| PASSING | ATT | CP | YDS | SK/YD | TD | LG | INT | RTG |
|---------------|-----------|-----------|------------|------------|----------|-----------|----------|--------------|
| Mason Rudolph | 24 | 18 | 274 | 1/8 | 0 | 42 | 0 | 112.2 |
| TOTAL | 24 | 18 | 274 | 1/8 | 0 | 42 | 0 | 112.2 |

| RUSHING | ATT | YDS | AVG | LG | TD |
|---------------|-----------|------------|------------|-----------|----------|
| Najee Harris | 27 | 122 | 4.5 | 23 | 2 |
| Jaylen Warren | 13 | 75 | 5.8 | 23 | 1 |
| Mason Rudolph | 6 | 5 | 0.8 | 2 | 0 |
| TOTAL | 46 | 202 | 4.4 | 23 | 3 |

| RECEIVING | NO | YDS | AVG | LG | TD |
|-----------------|-----------|------------|-------------|-----------|----------|
| George Pickens | 7 | 131 | 18.7 | 37 | 0 |
| Diontae Johnson | 4 | 76 | 19.0 | 42 | 0 |
| Jaylen Warren | 4 | 23 | 5.8 | 10 | 0 |
| Pat Freiermuth | 3 | 44 | 14.7 | 25 | 0 |
| TOTAL | 18 | 274 | 15.2 | 42 | 0 |

| TOP DEFENSE | TOT | SOLO | AST | SCK | YDS | INT |
|------------------|-----|------|-----|-----|-----|-----|
| Eric Rowe | 10 | 9 | 1 | 0.0 | 0.0 | 0 |
| Myles Jack | 8 | 7 | 1 | 0.0 | 0.0 | 0 |
| Patrick Peterson | 3 | 3 | 0 | 0.0 | 0.0 | 0 |

| FIELD GOALS | FGM/FGA | PERCENT | RESULTS |
|---------------|------------|--------------|---------------|
| Chris Boswell | 3-3 | 100.0 | 39G, 26G, 21G |
| TOTAL | 3-3 | 100.0 | |

SEATTLE SEAHAWKS

| PASSING | ATT | CP | YDS | SK/YD | TD | LG | INT | RTG |
|--------------|-----------|-----------|------------|------------|----------|-----------|----------|--------------|
| Geno Smith | 33 | 23 | 290 | 1/9 | 1 | 33 | 0 | 106.9 |
| TOTAL | 33 | 23 | 290 | 1/9 | 1 | 33 | 0 | 106.9 |

| RUSHING | ATT | YDS | AVG | LG | TD |
|--------------------|-----------|-----------|------------|-----------|----------|
| Kenneth Walker III | 10 | 53 | 5.3 | 13t | 1 |
| Geno Smith | 3 | 33 | 11.0 | 25 | 0 |
| Zach Charbonnet | 2 | 2 | 1.0 | 4 | 0 |
| TOTAL | 15 | 88 | 5.9 | 25 | 1 |

| RECEIVING | NO | YDS | AVG | LG | TD |
|--------------------|-----------|------------|-------------|-----------|----------|
| DK Metcalf | 5 | 106 | 21.2 | 33 | 0 |
| Noah Fant | 5 | 59 | 11.8 | 21 | 0 |
| Zach Charbonnet | 5 | 39 | 7.8 | 15 | 0 |
| Kenneth Walker III | 3 | 22 | 7.3 | 11 | 0 |
| Colby Parkinson | 2 | 38 | 19.0 | 20 | 0 |
| Jaxon Smith-Njigba | 1 | 12 | 12.0 | 12t | 1 |
| Tyler Lockett | 1 | 10 | 10.0 | 10 | 0 |
| Jake Bobo | 1 | 4 | 4.0 | 4 | 0 |
| TOTAL | 23 | 290 | 12.6 | 33 | 1 |

| TOP DEFENSE | TOT | SOLO | AST | SCK | YDS | INT |
|--------------|-----|------|-----|-----|-----|-----|
| Devin Bush | 18 | 5 | 13 | 0.0 | 0.0 | 0 |
| Bobby Wagner | 14 | 4 | 10 | 0.0 | 0.0 | 0 |
| Julian Love | 13 | 9 | 4 | 0.0 | 0.0 | 0 |

| FIELD GOALS | FGM/FGA | PERCENT | RESULTS |
|--------------|------------|--------------|---------------|
| Jason Myers | 3-3 | 100.0 | 43G, 42G, 24G |
| TOTAL | 3-3 | 100.0 | |

Team Statistics

| | |
|------------------------------|----------|
| First Downs | 25 |
| 3rd-Down Eff. (Made/Att/Pct) | 6/13/46% |
| 4th-Down Eff. (Made/Att/Pct) | 2/3/67% |
| Total Net Yards | 468 |
| Total Plays | 71 |
| Yards Per Play | 6.6 |
| Rushes/Net Yards | 46/202 |
| Net Passing | 266 |
| Pass Attempts/Completions | 24/18 |
| Had Intercepted | 0 |
| Sacked/Yards Lost | 1/8 |
| Punts/Average | 1/46.0 |
| Penalties/Yards | 2/10 |
| Fumbles/Lost | 2/0 |
| Possession Time | 37:33 |

Steelers Seahawks

| | |
|------------------------------|---------|
| First Downs | 17 |
| 3rd-Down Eff. (Made/Att/Pct) | 3/9/33% |
| 4th-Down Eff. (Made/Att/Pct) | 0/0/0% |
| Total Net Yards | 369 |
| Total Plays | 49 |
| Yards Per Play | 7.5 |
| Rushes/Net Yards | 15/88 |
| Net Passing | 281 |
| Pass Attempts/Completions | 33/23 |
| Had Intercepted | 0 |
| Sacked/Yards Lost | 1/9 |
| Punts/Average | 3/53.0 |
| Penalties/Yards | 4/25 |
| Fumbles/Lost | 2/1 |
| Possession Time | 22:27 |



11

WEEK 16

Cincinnati Bengals 11, Pittsburgh Steelers 34
66,646 🌐 Acrisure Stadium 🌐 Dec 23, 2023



34

| | | | | | | |
|---------------------------|---|----|----|---|---|----|
| Cincinnati Bengals | 0 | 0 | 11 | 0 | — | 11 |
| Pittsburgh Steelers | 7 | 17 | 7 | 3 | — | 34 |

SCORING DRIVES

| TEAM | QTR | TIME | SCORING PLAY | CIN | PIT |
|----------|-----|-------|--|-----|-----|
| Steelers | 1 | 10:45 | G.Pickens 86 yd. pass from M.Rudolph (C.Boswell kick) (2-92, 0:52) | 0 | 7 |
| Steelers | 2 | 14:21 | C.Austin 7 yd. run (C.Boswell kick) (10-80, 5:40) | 0 | 14 |
| Steelers | 2 | 07:06 | N.Harris 3 yd. run (C.Boswell kick) (4-14, 1:35) | 0 | 21 |
| Steelers | 2 | 00:00 | C.Boswell 50 yd. Field Goal (12-64, 2:14) | 0 | 24 |
| Bengals | 3 | 11:11 | T.Higgins 80 yd. pass from J.Browning (J.Browning-J.Mixon pass) (1-80, 0:11) | 8 | 24 |
| Steelers | 3 | 09:38 | G.Pickens 66 yd. pass from M.Rudolph (C.Boswell kick) (3-75, 1:33) | 8 | 31 |
| Bengals | 3 | 00:00 | E.McPherson 35 yd. Field Goal (12-51, 5:08) | 11 | 31 |
| Steelers | 4 | 06:57 | C.Boswell 30 yd. Field Goal (9-31, 5:29) | 11 | 34 |

CINCINNATI BENGALS

| PASSING | ATT | CP | YDS | SK/YD | TD | LG | INT | RTG |
|---------------|-----------|-----------|------------|-------------|----------|------------|----------|-------------|
| Jake Browning | 42 | 28 | 335 | 3/26 | 1 | 80t | 3 | 69.0 |
| TOTAL | 42 | 28 | 335 | 3/26 | 1 | 80T | 3 | 69.0 |

| RUSHING | ATT | YDS | AVG | LG | TD |
|---------------|-----------|-----------|------------|-----------|----------|
| Joe Mixon | 11 | 43 | 3.9 | 13 | 0 |
| Chase Brown | 4 | 16 | 4.0 | 5 | 0 |
| Jake Browning | 1 | 0 | 0.0 | 0 | 0 |
| TOTAL | 16 | 59 | 3.7 | 13 | 0 |

| RECEIVING | NO | YDS | AVG | LG | TD |
|-----------------|-----------|------------|-------------|------------|----------|
| Tee Higgins | 5 | 140 | 28.0 | 80t | 1 |
| Tyler Boyd | 5 | 59 | 11.8 | 29 | 0 |
| Trenton Irwin | 4 | 37 | 9.3 | 22 | 0 |
| Andrei Iosivas | 4 | 36 | 9.0 | 12 | 0 |
| Drew Sample | 3 | 38 | 12.7 | 16 | 0 |
| Chase Brown | 2 | 8 | 4.0 | 6 | 0 |
| Joe Mixon | 2 | 7 | 3.5 | 9 | 0 |
| Mitchell Wilcox | 1 | 6 | 6.0 | 6 | 0 |
| Tanner Hudson | 1 | 5 | 5.0 | 5 | 0 |
| Charlie Jones | 1 | -1 | -1.0 | -1 | 0 |
| TOTAL | 28 | 335 | 12.0 | 80T | 1 |

| TOP DEFENSE | TOT | SOLO | AST | SCK | YDS | INT |
|---------------|-----|------|-----|-----|-----|-----|
| Logan Wilson | 11 | 3 | 8 | 0.0 | 0.0 | 0 |
| B.J. Hill | 8 | 3 | 5 | 0.0 | 0.0 | 0 |
| Jordan Battle | 7 | 4 | 3 | 0.0 | 0.0 | 0 |

| FIELD GOALS | FGM/FGA | PERCENT | RESULTS |
|----------------|------------|--------------|---------|
| Evan McPherson | 1-1 | 100.0 | 35G |
| TOTAL | 1-1 | 100.0 | |

PITTSBURGH STEELERS

| PASSING | ATT | CP | YDS | SK/YD | TD | LG | INT | RTG |
|---------------|-----------|-----------|------------|------------|----------|------------|----------|--------------|
| Mason Rudolph | 27 | 17 | 290 | 1/6 | 2 | 86t | 0 | 124.0 |
| TOTAL | 27 | 17 | 290 | 1/6 | 2 | 86T | 0 | 124.0 |

| RUSHING | ATT | YDS | AVG | LG | TD |
|-------------------|-----------|------------|------------|-----------|----------|
| Najee Harris | 19 | 78 | 4.1 | 13 | 1 |
| Jaylen Warren | 8 | 24 | 3.0 | 5 | 0 |
| Calvin Austin III | 1 | 7 | 7.0 | 7t | 1 |
| Mason Rudolph | 2 | 4 | 2.0 | 7 | 0 |
| TOTAL | 30 | 113 | 3.8 | 13 | 2 |

| RECEIVING | NO | YDS | AVG | LG | TD |
|--------------------|-----------|------------|-------------|------------|----------|
| Jaylen Warren | 5 | 30 | 6.0 | 18 | 0 |
| George Pickens | 4 | 195 | 48.8 | 86t | 2 |
| Allen Robinson II | 4 | 36 | 9.0 | 14 | 0 |
| Diontae Johnson | 2 | 15 | 7.5 | 10 | 0 |
| Darnell Washington | 1 | 8 | 8.0 | 8 | 0 |
| Miles Boykin | 1 | 6 | 6.0 | 6 | 0 |
| TOTAL | 17 | 290 | 17.1 | 86T | 2 |

| TOP DEFENSE | TOT | SOLO | AST | SCK | YDS | INT |
|--------------|-----|------|-----|-----|------|-----|
| Mykal Walker | 8 | 5 | 3 | 0.0 | 0.0 | 0 |
| Eric Rowe | 7 | 3 | 4 | 0.0 | 0.0 | 1 |
| Myles Jack | 6 | 3 | 3 | 1.0 | 11.0 | 0 |

| FIELD GOALS | FGM/FGA | PERCENT | RESULTS |
|---------------|------------|--------------|----------|
| Chris Boswell | 2-2 | 100.0 | 50G, 30G |
| TOTAL | 2-2 | 100.0 | |

Team Statistics

| | | |
|------------------------------|----------|----------|
| First Downs | 17 | 16 |
| 3rd-Down Eff. (Made/Att/Pct) | 6/13/46% | 7/14/50% |
| 4th-Down Eff. (Made/Att/Pct) | 0/2/0% | 0/0/0% |
| Total Net Yards | 368 | 397 |
| Total Plays | 61 | 58 |
| Yards Per Play | 6.0 | 6.8 |
| Rushes/Net Yards | 16/59 | 30/113 |
| Net Passing | 309 | 284 |
| Pass Attempts/Completions | 42/28 | 27/17 |
| Had Intercepted | 3 | 0 |
| Sacked/Yards Lost | 3/26 | 1/6 |
| Punts/Average | 3/44.0 | 5/38.8 |
| Penalties/Yards | 3/20 | 2/15 |
| Fumbles/Lost | 1/0 | 1/0 |
| Possession Time | 31:49 | 28:11 |

Bengals Steelers



13

WEEK 15

Pittsburgh Steelers 13, Indianapolis Colts 30
64,171 🌐 Lucas Oil Stadium 🌐 Dec 16, 2023



30

| | | | | | | |
|---------------------------|---|----|----|---|---|----|
| Pittsburgh Steelers | 6 | 7 | 0 | 0 | — | 13 |
| Indianapolis Colts | 0 | 14 | 10 | 6 | — | 30 |

SCORING DRIVES

| TEAM | QTR | TIME | SCORING PLAY | PIT | IND |
|----------|-----|-------|---|-----|-----|
| Steelers | 1 | 01:12 | M.Trubisky 1 yd. run (kick failed, hru) (12:54, 6:18) | 6 | 0 |
| Steelers | 2 | 14:07 | D.Johnson 4 yd. pass from M.Trubisky (C.Boswell kick) (2-1, 0:46) | 13 | 0 |
| Colts | 2 | 11:21 | Z.Moss 16 yd. pass from G.Minshew (M.Gay kick) (7-75, 2:46) | 13 | 7 |
| Colts | 2 | 00:22 | D.Montgomery 14 yd. pass from G.Minshew (M.Gay kick) (3-74, 0:22) | 13 | 14 |
| Colts | 3 | 13:16 | M.Alie-Cox 18 yd. pass from G.Minshew (M.Gay kick) (1-18, 0:06) | 13 | 21 |
| Colts | 3 | 09:02 | M.Gay 29 yd. Field Goal (5-40, 2:10) | 13 | 24 |
| Colts | 4 | 09:17 | M.Gay 31 yd. Field Goal (15-70, 8:57) | 13 | 27 |
| Colts | 4 | 00:48 | M.Gay 42 yd. Field Goal (4-1, 0:54) | 13 | 30 |

PITTSBURGH STEELERS

| PASSING | ATT | CP | YDS | SK/YD | TD | LG | INT | RTG |
|----------------|-----|----|-----|-------|----|----|-----|------|
| Mitch Trubisky | 23 | 16 | 169 | 3/19 | 1 | 25 | 2 | 68.9 |
| Mason Rudolph | 3 | 2 | 3 | 1/11 | 0 | 6 | 0 | 70.1 |
| TOTAL | 26 | 18 | 172 | 4/30 | 1 | 25 | 2 | 68.1 |

| RUSHING | ATT | YDS | AVG | LG | TD |
|----------------|-----|-----|-----|----|----|
| Jaylen Warren | 10 | 40 | 4.0 | 11 | 0 |
| Najee Harris | 12 | 33 | 2.8 | 15 | 0 |
| Mitch Trubisky | 2 | 1 | 0.5 | 1t | 1 |
| TOTAL | 24 | 74 | 3.1 | 15 | 1 |

| RECEIVING | NO | YDS | AVG | LG | TD |
|-------------------|----|-----|------|----|----|
| Jaylen Warren | 5 | 28 | 5.6 | 11 | 0 |
| Diontae Johnson | 4 | 62 | 15.5 | 25 | 1 |
| George Pickens | 3 | 47 | 15.7 | 17 | 0 |
| Allen Robinson II | 3 | 19 | 6.3 | 8 | 0 |
| Pat Freiermuth | 3 | 16 | 5.3 | 6 | 0 |
| TOTAL | 18 | 172 | 9.6 | 25 | 1 |

| TOP DEFENSE | TOT | SOLO | AST | SCK | YDS | INT |
|------------------|-----|------|-----|-----|-----|-----|
| Elandon Roberts | 9 | 8 | 1 | 0.0 | 0.0 | 0 |
| Trenton Thompson | 6 | 5 | 1 | 0.0 | 0.0 | 0 |
| Damontae Kazee | 5 | 4 | 1 | 0.0 | 0.0 | 0 |

| FIELD GOALS | FGM/FGA | PERCENT | RESULTS |
|----------------|---------|---------|---------|
| No Field Goals | | | |

INDIANAPOLIS COLTS

| PASSING | ATT | CP | YDS | SK/YD | TD | LG | INT | RTG |
|--------------------|-----|----|-----|-------|----|----|-----|-------|
| Gardner Minshew II | 28 | 18 | 215 | 3/13 | 3 | 42 | 0 | 123.4 |
| TOTAL | 28 | 18 | 215 | 3/13 | 3 | 42 | 0 | 123.4 |

| RUSHING | ATT | YDS | AVG | LG | TD |
|--------------------|-----|-----|-----|----|----|
| Trey Sermon | 17 | 88 | 5.2 | 19 | 0 |
| Tyler Goodson | 11 | 69 | 6.3 | 31 | 0 |
| Zack Moss | 4 | 13 | 3.3 | 5 | 0 |
| Gardner Minshew II | 2 | 0 | 0.0 | 1 | 0 |
| TOTAL | 34 | 170 | 5.0 | 31 | 0 |

| RECEIVING | NO | YDS | AVG | LG | TD |
|---------------------|----|-----|------|-----|----|
| Michael Pittman Jr. | 4 | 78 | 19.5 | 42 | 0 |
| Zack Moss | 3 | 20 | 6.7 | 16t | 1 |
| Josh Downs | 3 | 19 | 6.3 | 8 | 0 |
| D.J. Montgomery | 2 | 48 | 24.0 | 34 | 1 |
| Mo Alie-Cox | 2 | 21 | 10.5 | 18t | 1 |
| Tyler Goodson | 2 | 10 | 5.0 | 7 | 0 |
| Alec Pierce | 1 | 13 | 13.0 | 13 | 0 |
| Kylen Granson | 1 | 6 | 6.0 | 6 | 0 |
| TOTAL | 18 | 215 | 11.9 | 42 | 3 |

| TOP DEFENSE | TOT | SOLO | AST | SCK | YDS | INT |
|------------------|-----|------|-----|-----|-----|-----|
| E.J. Speed | 10 | 9 | 1 | 0.0 | 0.0 | 0 |
| Zaire Franklin | 5 | 2 | 3 | 0.0 | 0.0 | 0 |
| DeForest Buckner | 4 | 3 | 1 | 0.5 | 2.0 | 0 |

| FIELD GOALS | FGM/FGA | PERCENT | RESULTS |
|-------------|---------|---------|---------------------------|
| Matt Gay | 3-5 | 60.0 | 56WL, 29G, 31G, 43RU, 42G |
| TOTAL | 3-5 | 60.0 | |

Team Statistics

| | Steelers | Colts |
|------------------------------|----------|----------|
| First Downs | 13 | 19 |
| 3rd-Down Eff. (Made/Att/Pct) | 4/12/33% | 6/15/40% |
| 4th-Down Eff. (Made/Att/Pct) | 2/3/67% | 1/2/50% |
| Total Net Yards | 216 | 372 |
| Total Plays | 54 | 65 |
| Yards Per Play | 4.0 | 5.7 |
| Rushes/Net Yards | 24/74 | 34/170 |
| Net Passing | 142 | 202 |
| Pass Attempts/Completions | 26/18 | 28/18 |
| Had Intercepted | 2 | 0 |
| Sacked/Yards Lost | 4/30 | 3/13 |
| Punts/Average | 4/40.0 | 2/28.5 |
| Penalties/Yards | 8/101 | 2/10 |
| Fumbles/Lost | 1/1 | 0/0 |
| Possession Time | 26:40 | 33:20 |



21

WEEK 14
New England Patriots 21, Pittsburgh Steelers 18
 66,376 🌟 Acrisure Stadium 🌟 Dec 7, 2023



18

| | | | | | | |
|----------------------------|---|----|---|---|---|----|
| New England Patriots | 7 | 14 | 0 | 0 | — | 21 |
| Pittsburgh Steelers | 3 | 7 | 0 | 8 | — | 18 |

SCORING DRIVES

| TEAM | QTR | TIME | SCORING PLAY | NE | PIT |
|----------|-----|-------|---|----|-----|
| Patriots | 1 | 11:12 | E.Elliott 11 yd. pass from B.Zappe (C.Ryland kick) (8-75, 3:48) | 7 | 0 |
| Steelers | 1 | 06:39 | C.Boswell 56 yd. Field Goal (7-31, 4:33) | 7 | 3 |
| Patriots | 2 | 14:14 | H.Henry 8 yd. pass from B.Zappe (C.Ryland kick) (2-11, 0:33) | 14 | 3 |
| Patriots | 2 | 07:38 | H.Henry 24 yd. pass from B.Zappe (C.Ryland kick) (4-59, 2:10) | 21 | 3 |
| Steelers | 2 | 02:50 | D.Johnson 25 yd. pass from M.Trubisky (C.Boswell kick) (8-75, 4:48) | 21 | 10 |
| Steelers | 4 | 11:44 | M.Trubisky 1 yd. run (M.Trubisky-P.Freiermuth pass) (4-26, 1:39) | 21 | 18 |

NEW ENGLAND PATRIOTS

| PASSING | ATT | CP | YDS | SK/YD | TD | LG | INT | RTG |
|--------------|-----------|-----------|------------|-------------|----------|-----------|----------|--------------|
| Bailey Zappe | 28 | 19 | 240 | 2/18 | 3 | 37 | 1 | 115.2 |
| TOTAL | 28 | 19 | 240 | 2/18 | 3 | 37 | 1 | 115.2 |

| RUSHING | ATT | YDS | AVG | LG | TD |
|-----------------|-----------|-----------|------------|-----------|----------|
| Ezekiel Elliott | 22 | 68 | 3.1 | 12 | 0 |
| Bailey Zappe | 3 | 13 | 4.3 | 11 | 0 |
| TOTAL | 25 | 81 | 3.2 | 12 | 0 |

| RECEIVING | NO | YDS | AVG | LG | TD |
|---------------------|-----------|------------|-------------|-----------|----------|
| Ezekiel Elliott | 7 | 72 | 10.3 | 16 | 1 |
| JuJu Smith-Schuster | 4 | 90 | 22.5 | 37 | 0 |
| Hunter Henry | 3 | 40 | 13.3 | 24t | 2 |
| Tyquan Thornton | 3 | 17 | 5.7 | 11 | 0 |
| Ty Montgomery II | 1 | 17 | 17.0 | 17 | 0 |
| Pharaoh Brown | 1 | 4 | 4.0 | 4 | 0 |
| TOTAL | 19 | 240 | 12.6 | 37 | 3 |

| TOP DEFENSE | TOT | SOLO | AST | SCK | YDS | INT |
|---------------|-----|------|-----|-----|-----|-----|
| Jahlani Tavai | 14 | 8 | 6 | 0.0 | 0.0 | 0 |
| Kyle Dugger | 7 | 4 | 3 | 0.5 | 3.5 | 0 |
| Jalen Mills | 7 | 4 | 3 | 0.0 | 0.0 | 0 |

| FIELD GOALS | FGM/FGA | PERCENT | RESULTS |
|----------------|---------|---------|---------|
| No Field Goals | | | |

PITTSBURGH STEELERS

| PASSING | ATT | CP | YDS | SK/YD | TD | LG | INT | RTG |
|----------------|-----------|-----------|------------|------------|----------|------------|----------|-------------|
| Mitch Trubisky | 35 | 22 | 190 | 2/8 | 1 | 25t | 1 | 74.7 |
| Connor Heyward | 1 | 0 | 0 | 0/0 | 0 | 0 | 0 | 39.6 |
| TOTAL | 36 | 22 | 190 | 2/8 | 1 | 25T | 1 | 72.7 |

| RUSHING | ATT | YDS | AVG | LG | TD |
|-------------------|-----------|-----------|------------|-----------|----------|
| Mitch Trubisky | 8 | 30 | 3.8 | 15 | 1 |
| Najee Harris | 12 | 29 | 2.4 | 7 | 0 |
| Calvin Austin III | 1 | 12 | 12.0 | 12 | 0 |
| Jaylen Warren | 7 | 11 | 1.6 | 7 | 0 |
| TOTAL | 28 | 82 | 2.9 | 15 | 1 |

| RECEIVING | NO | YDS | AVG | LG | TD |
|--------------------|-----------|------------|------------|------------|----------|
| George Pickens | 5 | 19 | 3.8 | 7 | 0 |
| Jaylen Warren | 4 | 29 | 7.3 | 12 | 0 |
| Diontae Johnson | 3 | 57 | 19.0 | 25t | 1 |
| Najee Harris | 3 | 19 | 6.3 | 14 | 0 |
| Pat Freiermuth | 3 | 18 | 6.0 | 7 | 0 |
| Connor Heyward | 2 | 15 | 7.5 | 10 | 0 |
| Allen Robinson II | 1 | 21 | 21.0 | 21 | 0 |
| Darnell Washington | 1 | 12 | 12.0 | 12 | 0 |
| TOTAL | 22 | 190 | 8.6 | 25T | 1 |

| TOP DEFENSE | TOT | SOLO | AST | SCK | YDS | INT |
|-----------------|-----|------|-----|-----|------|-----|
| Cameron Heyward | 6 | 5 | 1 | 1.0 | 8.0 | 0 |
| Nick Herbig | 6 | 4 | 2 | 0.0 | 0.0 | 0 |
| Elandon Roberts | 6 | 2 | 4 | 1.0 | 10.0 | 0 |

| FIELD GOALS | FGM/FGA | PERCENT | RESULTS |
|---------------|------------|--------------|---------|
| Chris Boswell | 1-1 | 100.0 | 56G |
| TOTAL | 1-1 | 100.0 | |

Team Statistics

| | | |
|------------------------------|----------|----------|
| First Downs | 14 | 18 |
| 3rd-Down Eff. (Made/Att/Pct) | 4/13/31% | 3/14/21% |
| 4th-Down Eff. (Made/Att/Pct) | 0/0/0% | 1/3/33% |
| Total Net Yards | 303 | 264 |
| Total Plays | 55 | 66 |
| Yards Per Play | 5.5 | 4.0 |
| Rushes/Net Yards | 25/81 | 28/82 |
| Net Passing | 222 | 182 |
| Pass Attempts/Completions | 28/19 | 36/22 |
| Had Intercepted | 1 | 1 |
| Sacked/Yards Lost | 2/18 | 2/8 |
| Punts/Average | 9/43.9 | 6/44.5 |
| Penalties/Yards | 7/59 | 1/5 |
| Fumbles/Lost | 0/0 | 1/0 |
| Possession Time | 27:41 | 32:19 |

Patriots Steelers



24

WEEK 13

Arizona Cardinals 24, Pittsburgh Steelers 10
66,436 🌟 Acrisure Stadium 🌟 Dec 3, 2023



10

| | | | | | | |
|---------------------------|---|---|---|---|---|----|
| Arizona Cardinals | 3 | 7 | 7 | 7 | — | 24 |
| Pittsburgh Steelers | 3 | 0 | 0 | 7 | — | 10 |

SCORING DRIVES

| TEAM | QTR | TIME | SCORING PLAY | ARI | PIT |
|-----------|-----|-------|---|-----|-----|
| Steelers | 1 | 12:01 | C.Boswell 29 yd. Field Goal (7-65, 2:59) | 0 | 3 |
| Cardinals | 1 | 05:44 | M.Prater 51 yd. Field Goal (7-32, 3:32) | 3 | 3 |
| Cardinals | 2 | 00:15 | T.McBride 5 yd. pass from K.Murray (M.Prater kick) (15-99, 4:36) | 10 | 3 |
| Cardinals | 3 | 07:18 | J.Conner 1 yd. run (M.Prater kick) (7-21, 3:11) | 17 | 3 |
| Cardinals | 4 | 08:28 | J.Conner 9 yd. run (M.Prater kick) (4-33, 2:08) | 24 | 3 |
| Steelers | 4 | 04:25 | D.Johnson 2 yd. pass from M.Trubisky (C.Boswell kick) (10-75, 4:03) | 24 | 10 |

ARIZONA CARDINALS

| PASSING | ATT | CP | YDS | SK/YD | TD | LG | INT | RTG |
|--------------|-----------|-----------|------------|-------------|----------|-----------|----------|-------------|
| Kyler Murray | 23 | 13 | 145 | 2/13 | 1 | 21 | 0 | 89.9 |
| TOTAL | 23 | 13 | 145 | 2/13 | 1 | 21 | 0 | 89.9 |

| RUSHING | ATT | YDS | AVG | LG | TD |
|----------------|-----------|------------|------------|-----------|----------|
| James Conner | 25 | 105 | 4.2 | 29 | 2 |
| Michael Carter | 4 | 25 | 6.3 | 19 | 0 |
| Kyler Murray | 9 | 20 | 2.2 | 9 | 0 |
| TOTAL | 38 | 150 | 3.9 | 29 | 2 |

| RECEIVING | NO | YDS | AVG | LG | TD |
|----------------|-----------|------------|-------------|-----------|----------|
| Trey McBride | 8 | 89 | 11.1 | 17 | 1 |
| Geoff Swaim | 2 | 10 | 5.0 | 9 | 0 |
| Elijah Higgins | 1 | 21 | 21.0 | 21 | 0 |
| Greg Dortch | 1 | 19 | 19.0 | 19 | 0 |
| Rondale Moore | 1 | 6 | 6.0 | 6 | 0 |
| TOTAL | 13 | 145 | 11.2 | 21 | 1 |

| TOP DEFENSE | TOT | SOLO | AST | SCK | YDS | INT |
|----------------|-----|------|-----|-----|-----|-----|
| Josh Woods | 12 | 5 | 7 | 0.0 | 0.0 | 0 |
| Budda Baker | 8 | 6 | 2 | 0.0 | 0.0 | 0 |
| Jalen Thompson | 7 | 4 | 3 | 0.0 | 0.0 | 0 |

| FIELD GOALS | FGM/FGA | PERCENT | RESULTS |
|--------------|------------|--------------|---------|
| Matt Prater | 1-1 | 100.0 | 51G |
| TOTAL | 1-1 | 100.0 | |

PITTSBURGH STEELERS

| PASSING | ATT | CP | YDS | SK/YD | TD | LG | INT | RTG |
|----------------|-----------|-----------|------------|------------|----------|-----------|----------|-------------|
| Mitch Trubisky | 17 | 11 | 117 | 0/0 | 1 | 26 | 0 | 104.3 |
| Kenny Pickett | 10 | 7 | 70 | 0/0 | 0 | 38 | 0 | 89.6 |
| TOTAL | 27 | 18 | 187 | 0/0 | 1 | 38 | 0 | 98.8 |

| RUSHING | ATT | YDS | AVG | LG | TD |
|----------------|-----------|------------|------------|-----------|----------|
| Najee Harris | 16 | 63 | 3.9 | 11 | 0 |
| Jaylen Warren | 9 | 59 | 6.6 | 18 | 0 |
| Mitch Trubisky | 3 | 5 | 1.7 | 6 | 0 |
| Kenny Pickett | 3 | 3 | 1.0 | 2 | 0 |
| TOTAL | 31 | 130 | 4.2 | 18 | 0 |

| RECEIVING | NO | YDS | AVG | LG | TD |
|-------------------|-----------|------------|-------------|-----------|----------|
| George Pickens | 4 | 86 | 21.5 | 38 | 0 |
| Diontae Johnson | 4 | 33 | 8.3 | 26 | 1 |
| Pat Freiermuth | 3 | 29 | 9.7 | 12 | 0 |
| Allen Robinson II | 3 | 19 | 6.3 | 8 | 0 |
| Najee Harris | 2 | 14 | 7.0 | 10 | 0 |
| Calvin Austin III | 1 | 10 | 10.0 | 10 | 0 |
| Jaylen Warren | 1 | -4 | -4.0 | -4 | 0 |
| TOTAL | 18 | 187 | 10.4 | 38 | 1 |

| TOP DEFENSE | TOT | SOLO | AST | SCK | YDS | INT |
|----------------|-----|------|-----|-----|------|-----|
| Mykal Walker | 10 | 7 | 3 | 0.0 | 0.0 | 0 |
| Alex Highsmith | 8 | 5 | 3 | 1.5 | 10.0 | 0 |
| Mark Robinson | 7 | 4 | 3 | 0.0 | 0.0 | 0 |

| FIELD GOALS | FGM/FGA | PERCENT | RESULTS |
|---------------|------------|-------------|-----------|
| Chris Boswell | 1-2 | 50.0 | 29G, 45WR |
| TOTAL | 1-2 | 50.0 | |

Team Statistics

| | | |
|------------------------------|-----------|----------|
| First Downs | 18 | 18 |
| 3rd-Down Eff. (Made/Att/Pct) | 10/17/59% | 4/11/36% |
| 4th-Down Eff. (Made/Att/Pct) | 0/0/0% | 0/1/0% |
| Total Net Yards | 282 | 317 |
| Total Plays | 63 | 58 |
| Yards Per Play | 4.5 | 5.5 |
| Rushes/Net Yards | 38/150 | 31/130 |
| Net Passing | 132 | 187 |
| Pass Attempts/Completions | 23/13 | 27/18 |
| Had Intercepted | 0 | 0 |
| Sacked/Yards Lost | 2/13 | 0/0 |
| Punts/Average | 5/50.4 | 4/44.8 |
| Penalties/Yards | 6/51 | 9/77 |
| Fumbles/Lost | 2/0 | 2/1 |
| Possession Time | 29:17 | 30:43 |

Cardinals Steelers



16

WEEK 12

Pittsburgh Steelers 16, Cincinnati Bengals 10
65,090 🌐 Paycor Stadium 🌐 Nov 26, 2023



10

| | | | | | | |
|---------------------------|---|---|---|---|---|----|
| Pittsburgh Steelers | 0 | 3 | 7 | 6 | — | 16 |
| Cincinnati Bengals | 0 | 7 | 0 | 3 | — | 10 |

SCORING DRIVES

| TEAM | QTR | TIME | SCORING PLAY | PIT | CIN |
|----------|-----|-------|--|-----|-----|
| Steelers | 2 | 12:39 | C.Boswell 41 yd. Field Goal (8-66, 3:44) | 3 | 0 |
| Bengals | 2 | 10:30 | D.Sample 11 yd. pass from J.Browning (E.McPherson kick) (4-53, 2:09) | 3 | 7 |
| Steelers | 3 | 01:34 | N.Harris 5 yd. run (C.Boswell kick) (14-79, 7:50) | 10 | 7 |
| Steelers | 4 | 08:03 | C.Boswell 34 yd. Field Goal (10-62, 5:07) | 13 | 7 |
| Steelers | 4 | 02:51 | C.Boswell 33 yd. Field Goal (7-52, 3:07) | 16 | 7 |
| Bengals | 4 | 02:04 | E.McPherson 47 yd. Field Goal (5-47, 0:47) | 16 | 10 |

PITTSBURGH STEELERS

| PASSING | ATT | CP | YDS | SK/YD | TD | LG | INT | RTG |
|---------------|-----------|-----------|------------|-------------|----------|-----------|----------|-------------|
| Kenny Pickett | 33 | 24 | 278 | 2/10 | 0 | 43 | 0 | 97.8 |
| TOTAL | 33 | 24 | 278 | 2/10 | 0 | 43 | 0 | 97.8 |

| RUSHING | ATT | YDS | AVG | LG | TD |
|---------------|-----------|------------|------------|-----------|----------|
| Najee Harris | 15 | 99 | 6.6 | 22 | 1 |
| Jaylen Warren | 13 | 49 | 3.8 | 9 | 0 |
| Kenny Pickett | 5 | 5 | 1.0 | 5 | 0 |
| TOTAL | 33 | 153 | 4.6 | 22 | 1 |

| RECEIVING | NO | YDS | AVG | LG | TD |
|--------------------|-----------|------------|-------------|-----------|----------|
| Pat Freiermuth | 9 | 120 | 13.3 | 29 | 0 |
| Diontae Johnson | 4 | 50 | 12.5 | 39 | 0 |
| George Pickens | 3 | 58 | 19.3 | 43 | 0 |
| Jaylen Warren | 3 | 13 | 4.3 | 15 | 0 |
| Connor Heyward | 2 | 11 | 5.5 | 10 | 0 |
| Allen Robinson II | 1 | 11 | 11.0 | 11 | 0 |
| Darnell Washington | 1 | 10 | 10.0 | 10 | 0 |
| Calvin Austin III | 1 | 5 | 5.0 | 5 | 0 |
| TOTAL | 24 | 278 | 11.6 | 43 | 0 |

| TOP DEFENSE | TOT | SOLO | AST | SCK | YDS | INT |
|------------------|-----|------|-----|-----|------|-----|
| Elandon Roberts | 6 | 4 | 2 | 0.0 | 0.0 | 0 |
| Trenton Thompson | 5 | 5 | 0 | 0.0 | 0.0 | 1 |
| T.J. Watt | 5 | 5 | 0 | 2.0 | 15.0 | 0 |

| FIELD GOALS | FGM/FGA | PERCENT | RESULTS |
|---------------|------------|--------------|---------------|
| Chris Boswell | 3-3 | 100.0 | 41G, 34G, 33G |
| TOTAL | 3-3 | 100.0 | |

CINCINNATI BENGALS

| PASSING | ATT | CP | YDS | SK/YD | TD | LG | INT | RTG |
|---------------|-----------|-----------|------------|-------------|----------|-----------|----------|-------------|
| Jake Browning | 26 | 19 | 227 | 4/30 | 1 | 39 | 1 | 96.2 |
| TOTAL | 26 | 19 | 227 | 4/30 | 1 | 39 | 1 | 96.2 |

| RUSHING | ATT | YDS | AVG | LG | TD |
|---------------|-----------|-----------|------------|----------|----------|
| Joe Mixon | 8 | 16 | 2.0 | 4 | 0 |
| Jake Browning | 3 | 9 | 3.0 | 6 | 0 |
| TOTAL | 11 | 25 | 2.3 | 6 | 0 |

| RECEIVING | NO | YDS | AVG | LG | TD |
|-----------------|-----------|------------|-------------|-----------|----------|
| Ja'Marr Chase | 4 | 81 | 20.3 | 31 | 0 |
| Tanner Hudson | 4 | 18 | 4.5 | 6 | 0 |
| Tyler Boyd | 3 | 23 | 7.7 | 10 | 0 |
| Joe Mixon | 2 | 44 | 22.0 | 39 | 0 |
| Irv Smith Jr. | 2 | 8 | 4.0 | 6 | 0 |
| Trenton Irwin | 1 | 25 | 25.0 | 25 | 0 |
| Andrei Iosivas | 1 | 16 | 16.0 | 16 | 0 |
| Drew Sample | 1 | 11 | 11.0 | 11 | 1 |
| Mitchell Wilcox | 1 | 1 | 1.0 | 1 | 0 |
| TOTAL | 19 | 227 | 11.9 | 39 | 1 |

| TOP DEFENSE | TOT | SOLO | AST | SCK | YDS | INT |
|---------------|-----|------|-----|-----|-----|-----|
| Logan Wilson | 10 | 6 | 4 | 0.0 | 0.0 | 0 |
| Mike Hilton | 8 | 8 | 0 | 0.0 | 0.0 | 0 |
| Jordan Battle | 8 | 3 | 5 | 0.0 | 0.0 | 0 |

| FIELD GOALS | FGM/FGA | PERCENT | RESULTS |
|----------------|------------|--------------|---------|
| Evan McPherson | 1-1 | 100.0 | 47G |
| TOTAL | 1-1 | 100.0 | |

Team Statistics

| | | |
|------------------------------|----------|----------|
| First Downs | 22 | 10 |
| 3rd-Down Eff. (Made/Att/Pct) | 8/17/47% | 2/10/20% |
| 4th-Down Eff. (Made/Att/Pct) | 0/0/0% | 0/0/0% |
| Total Net Yards | 421 | 222 |
| Total Plays | 68 | 41 |
| Yards Per Play | 6.2 | 5.4 |
| Rushes/Net Yards | 33/153 | 11/25 |
| Net Passing | 268 | 197 |
| Pass Attempts/Completions | 33/24 | 26/19 |
| Had Intercepted | 0 | 1 |
| Sacked/Yards Lost | 2/10 | 4/30 |
| Punts/Average | 4/43.0 | 6/41.8 |
| Penalties/Yards | 5/55 | 5/36 |
| Fumbles/Lost | 1/1 | 1/0 |
| Possession Time | 37:17 | 22:43 |

Steelers Bengals



10

WEEK 11

Pittsburgh Steelers 10, Cleveland Browns 13
67,919 🌟 Cleveland Browns Stadium 🌟 Nov 19, 2023



13

Pittsburgh Steelers 0 0 7 3 — 10
Cleveland Browns 7 3 0 3 — 13

SCORING DRIVES

| TEAM | QTR | TIME | SCORING PLAY | PIT | CLE |
|----------|-----|-------|---|-----|-----|
| Browns | 1 | 04:35 | J.Ford 1 yd. run (D.Hopkins kick) (7-50, 3:49) | 0 | 7 |
| Browns | 2 | 00:05 | D.Hopkins 25 yd. Field Goal (17-77, 5:24) | 0 | 10 |
| Steelers | 3 | 14:10 | J.Warren 74 yd. run (C.Boswell kick) (2-75, 0:50) | 7 | 10 |
| Steelers | 4 | 07:40 | C.Boswell 28 yd. Field Goal (13-62, 7:10) | 10 | 10 |
| Browns | 4 | 00:02 | D.Hopkins 34 yd. Field Goal (8-48, 1:16) | 10 | 13 |

PITTSBURGH STEELERS

| PASSING | ATT | CP | YDS | SK/YD | TD | LG | INT | RTG |
|---------------|-----------|-----------|------------|-------------|----------|-----------|----------|-------------|
| Kenny Pickett | 28 | 15 | 106 | 3/29 | 0 | 14 | 0 | 62.5 |
| TOTAL | 28 | 15 | 106 | 3/29 | 0 | 14 | 0 | 62.5 |

| RUSHING | ATT | YDS | AVG | LG | TD |
|----------------|-----------|------------|------------|------------|----------|
| Jaylen Warren | 9 | 129 | 14.3 | 74t | 1 |
| Najee Harris | 12 | 35 | 2.9 | 17 | 0 |
| Kenny Pickett | 4 | 9 | 2.3 | 5 | 0 |
| George Pickens | 1 | -1 | -1.0 | -1 | 0 |
| TOTAL | 26 | 172 | 6.6 | 74T | 1 |

| RECEIVING | NO | YDS | AVG | LG | TD |
|--------------------|-----------|------------|------------|-----------|----------|
| George Pickens | 4 | 38 | 9.5 | 14 | 0 |
| Allen Robinson II | 3 | 20 | 6.7 | 11 | 0 |
| Jaylen Warren | 3 | 16 | 5.3 | 14 | 0 |
| Diontae Johnson | 2 | 16 | 8.0 | 7 | 0 |
| Darnell Washington | 1 | 8 | 8.0 | 8 | 0 |
| Pat Freiermuth | 1 | 7 | 7.0 | 7 | 0 |
| Najee Harris | 1 | 1 | 1.0 | 1 | 0 |
| TOTAL | 15 | 106 | 7.1 | 14 | 0 |

| TOP DEFENSE | TOT | SOLO | AST | SCK | YDS | INT |
|------------------|-----|------|-----|-----|-----|-----|
| Elandon Roberts | 15 | 11 | 4 | 0.0 | 0.0 | 0 |
| Joey Porter Jr. | 6 | 5 | 1 | 0.0 | 0.0 | 0 |
| Trenton Thompson | 6 | 5 | 1 | 0.0 | 0.0 | 0 |

| FIELD GOALS | FGM/FGA | PERCENT | RESULTS |
|---------------|------------|--------------|---------|
| Chris Boswell | 1-1 | 100.0 | 28G |
| TOTAL | 1-1 | 100.0 | |

CLEVELAND BROWNS

| PASSING | ATT | CP | YDS | SK/YD | TD | LG | INT | RTG |
|--------------------------|-----------|-----------|------------|------------|----------|-----------|----------|-------------|
| Dorian Thompson-Robinson | 43 | 24 | 165 | 1/2 | 0 | 18 | 1 | 54.9 |
| TOTAL | 43 | 24 | 165 | 1/2 | 0 | 18 | 1 | 54.9 |

| RUSHING | ATT | YDS | AVG | LG | TD |
|--------------------------|-----------|-----------|------------|-----------|----------|
| Kareem Hunt | 12 | 36 | 3.0 | 16 | 0 |
| Jerome Ford | 12 | 31 | 2.6 | 13 | 1 |
| Dorian Thompson-Robinson | 3 | 20 | 6.7 | 9 | 0 |
| Cedric Tillman | 1 | 8 | 8.0 | 8 | 0 |
| Pierre Strong Jr. | 1 | 1 | 1.0 | 1 | 0 |
| TOTAL | 29 | 96 | 3.3 | 16 | 1 |

| RECEIVING | NO | YDS | AVG | LG | TD |
|-------------------|-----------|------------|------------|-----------|----------|
| David Njoku | 7 | 56 | 8.0 | 18 | 0 |
| Elijah Moore | 6 | 60 | 10.0 | 15 | 0 |
| Amari Cooper | 4 | 34 | 8.5 | 11 | 0 |
| Kareem Hunt | 3 | 1 | 0.3 | 5 | 0 |
| Jerome Ford | 2 | 8 | 4.0 | 5 | 0 |
| Pierre Strong Jr. | 1 | 4 | 4.0 | 4 | 0 |
| Cedric Tillman | 1 | 2 | 2.0 | 2 | 0 |
| TOTAL | 24 | 165 | 6.9 | 18 | 0 |

| TOP DEFENSE | TOT | SOLO | AST | SCK | YDS | INT |
|-------------------------|-----|------|-----|-----|------|-----|
| Jeremiah Owusu-Koramoah | 7 | 6 | 1 | 0.0 | 0.0 | 0 |
| Grant Delpit | 6 | 6 | 0 | 0.0 | 0.0 | 0 |
| Ogbo Okoronkwo | 5 | 4 | 1 | 1.0 | 11.0 | 0 |

| FIELD GOALS | FGM/FGA | PERCENT | RESULTS |
|----------------|------------|--------------|----------|
| Dustin Hopkins | 2-2 | 100.0 | 25G, 34G |
| TOTAL | 2-2 | 100.0 | |

Team Statistics

Steelers Browns

| | | |
|------------------------------|----------|----------|
| First Downs | 12 | 20 |
| 3rd-Down Eff. (Made/Att/Pct) | 3/14/21% | 4/17/24% |
| 4th-Down Eff. (Made/Att/Pct) | 1/1/100% | 1/1/100% |
| Total Net Yards | 249 | 259 |
| Total Plays | 57 | 73 |
| Yards Per Play | 4.4 | 3.5 |
| Rushes/Net Yards | 26/172 | 29/96 |
| Net Passing | 77 | 163 |
| Pass Attempts/Completions | 28/15 | 43/24 |
| Had Intercepted | 0 | 1 |
| Sacked/Yards Lost | 3/29 | 1/2 |
| Punts/Average | 9/39.4 | 8/47.5 |
| Penalties/Yards | 6/46 | 1/10 |
| Fumbles/Lost | 0/0 | 0/0 |
| Possession Time | 28:33 | 31:27 |



19

WEEK 10

Green Bay Packers 19, Pittsburgh Steelers 23
67,617 🏟️ Acrisure Stadium 🏟️ Nov 12, 2023



23

| | | | | | | |
|----------------------------------|----------|-----------|----------|----------|----------|-----------|
| Green Bay Packers | 7 | 6 | 6 | 0 | — | 19 |
| Pittsburgh Steelers | 7 | 10 | 3 | 3 | — | 23 |

SCORING DRIVES

| TEAM | QTR | TIME | SCORING PLAY | GB | PIT |
|----------|-----|-------|---|----|-----|
| Steelers | 1 | 10:01 | N.Harris 4 yd. run (C.Boswell kick) (9-75, 4:59) | 0 | 7 |
| Packers | 1 | 04:42 | R.Doubs 8 yd. pass from J.Love (A.Carlson kick) (10-69, 5:19) | 7 | 7 |
| Steelers | 2 | 14:12 | J.Warren 16 yd. run (C.Boswell kick) (11-60, 5:30) | 7 | 14 |
| Steelers | 2 | 08:08 | C.Boswell 42 yd. Field Goal (8-30, 4:58) | 7 | 17 |
| Packers | 2 | 04:14 | J.Reed 35 yd. pass from J.Love (kick blocked) (7-87, 3:54) | 13 | 17 |
| Packers | 3 | 09:08 | A.Carlson 31 yd. Field Goal (11-31, 5:52) | 16 | 17 |
| Packers | 3 | 03:04 | A.Carlson 28 yd. Field Goal (9-68, 4:06) | 19 | 17 |
| Steelers | 3 | 01:05 | C.Boswell 49 yd. Field Goal (5-35, 1:59) | 19 | 20 |
| Steelers | 4 | 05:14 | C.Boswell 35 yd. Field Goal (8-49, 4:10) | 19 | 23 |

GREEN BAY PACKERS

| PASSING | ATT | CP | YDS | SK/YD | TD | LG | INT | RTG |
|--------------|-----------|-----------|------------|------------|----------|-----------|----------|-------------|
| Jordan Love | 40 | 21 | 289 | 1/6 | 2 | 46 | 2 | 71.8 |
| TOTAL | 40 | 21 | 289 | 1/6 | 2 | 46 | 2 | 71.8 |

| RUSHING | ATT | YDS | AVG | LG | TD |
|--------------|-----------|------------|------------|-----------|----------|
| AJ Dillon | 9 | 70 | 7.8 | 40 | 0 |
| Aaron Jones | 13 | 35 | 2.7 | 9 | 0 |
| Jordan Love | 2 | 11 | 5.5 | 8 | 0 |
| TOTAL | 24 | 116 | 4.8 | 40 | 0 |

| RECEIVING | NO | YDS | AVG | LG | TD |
|------------------|-----------|------------|-------------|-----------|----------|
| Jayden Reed | 5 | 84 | 16.8 | 46 | 1 |
| Aaron Jones | 4 | 19 | 4.8 | 12 | 0 |
| Dontayvion Wicks | 3 | 51 | 17.0 | 32 | 0 |
| Romeo Doubs | 3 | 31 | 10.3 | 20 | 1 |
| Luke Musgrave | 2 | 64 | 32.0 | 36 | 0 |
| Christian Watson | 2 | 23 | 11.5 | 14 | 0 |
| AJ Dillon | 1 | 11 | 11.0 | 11 | 0 |
| Tucker Kraft | 1 | 6 | 6.0 | 6 | 0 |
| TOTAL | 21 | 289 | 13.8 | 46 | 2 |

| TOP DEFENSE | TOT | SOLO | AST | SCK | YDS | INT |
|-----------------|-----|------|-----|-----|-----|-----|
| Rudy Ford | 10 | 7 | 3 | 0.0 | 0.0 | 0 |
| Isaiah McDuffie | 10 | 7 | 3 | 0.0 | 0.0 | 0 |
| Jonathan Owens | 8 | 7 | 1 | 0.0 | 0.0 | 0 |

| FIELD GOALS | FGM/FGA | PERCENT | RESULTS |
|----------------|------------|--------------|----------|
| Anders Carlson | 2-2 | 100.0 | 31G, 28G |
| TOTAL | 2-2 | 100.0 | |

PITTSBURGH STEELERS

| PASSING | ATT | CP | YDS | SK/YD | TD | LG | INT | RTG |
|---------------|-----------|-----------|------------|------------|----------|-----------|----------|-------------|
| Kenny Pickett | 23 | 14 | 126 | 1/7 | 0 | 28 | 0 | 75.6 |
| TOTAL | 23 | 14 | 126 | 1/7 | 0 | 28 | 0 | 75.6 |

| RUSHING | ATT | YDS | AVG | LG | TD |
|-------------------|-----------|------------|------------|-----------|----------|
| Jaylen Warren | 15 | 101 | 6.7 | 20 | 1 |
| Najee Harris | 16 | 82 | 5.1 | 24 | 1 |
| Kenny Pickett | 4 | 16 | 4.0 | 11 | 0 |
| Calvin Austin III | 1 | 6 | 6.0 | 6 | 0 |
| TOTAL | 36 | 205 | 5.7 | 24 | 2 |

| RECEIVING | NO | YDS | AVG | LG | TD |
|--------------------|-----------|------------|------------|-----------|----------|
| George Pickens | 3 | 45 | 15.0 | 28 | 0 |
| Connor Heyward | 3 | 32 | 10.7 | 13 | 0 |
| Najee Harris | 3 | 14 | 4.7 | 8 | 0 |
| Jaylen Warren | 2 | 9 | 4.5 | 6 | 0 |
| Diontae Johnson | 1 | 17 | 17.0 | 17 | 0 |
| Darnell Washington | 1 | 6 | 6.0 | 6 | 0 |
| Calvin Austin III | 1 | 3 | 3.0 | 3 | 0 |
| TOTAL | 14 | 126 | 9.0 | 28 | 0 |

| TOP DEFENSE | TOT | SOLO | AST | SCK | YDS | INT |
|-----------------|-----|------|-----|-----|-----|-----|
| T.J. Watt | 8 | 7 | 1 | 1.0 | 6.0 | 0 |
| Elandon Roberts | 8 | 6 | 2 | 0.0 | 0.0 | 0 |
| Keanu Neal | 8 | 4 | 4 | 0.0 | 0.0 | 1 |

| FIELD GOALS | FGM/FGA | PERCENT | RESULTS |
|---------------|------------|--------------|---------------|
| Chris Boswell | 3-3 | 100.0 | 42G, 49G, 35G |
| TOTAL | 3-3 | 100.0 | |

Team Statistics

| | | |
|------------------------------|----------|----------|
| First Downs | 17 | 21 |
| 3rd-Down Eff. (Made/Att/Pct) | 8/16/50% | 4/13/31% |
| 4th-Down Eff. (Made/Att/Pct) | 2/2/100% | 1/1/100% |
| Total Net Yards | 399 | 324 |
| Total Plays | 65 | 60 |
| Yards Per Play | 6.1 | 5.4 |
| Rushes/Net Yards | 24/116 | 36/205 |
| Net Passing | 283 | 119 |
| Pass Attempts/Completions | 40/21 | 23/14 |
| Had Intercepted | 2 | 0 |
| Sacked/Yards Lost | 1/6 | 1/7 |
| Punts/Average | 4/44.8 | 5/44.8 |
| Penalties/Yards | 5/32 | 3/27 |
| Fumbles/Lost | 2/0 | 0/0 |
| Possession Time | 29:27 | 30:33 |

Packers Steelers



16

WEEK 9

Tennessee Titans 16, Pittsburgh Steelers 20
65,969 🌐 Acrisure Stadium 🌐 Nov 2, 2023



20

| | | | | | | |
|---------------------------|---|----|---|---|---|----|
| Tennessee Titans | 3 | 10 | 3 | 0 | — | 16 |
| Pittsburgh Steelers | 7 | 3 | 3 | 7 | — | 20 |

SCORING DRIVES

| TEAM | QTR | TIME | SCORING PLAY | TEN | PIT |
|----------|-----|-------|--|-----|-----|
| Steelers | 1 | 10:11 | N.Harris 10 yd. run (C.Boswell kick) (10-78, 4:49) | 0 | 7 |
| Titans | 1 | 02:48 | N.Folk 36 yd. Field Goal (14-72, 7:23) | 3 | 7 |
| Titans | 2 | 06:35 | D.Henry 2 yd. run (N.Folk kick) (11-73, 6:26) | 10 | 7 |
| Steelers | 2 | 01:16 | C.Boswell 29 yd. Field Goal (10-65, 5:19) | 10 | 10 |
| Titans | 2 | 00:00 | N.Folk 36 yd. Field Goal (8-57, 1:16) | 13 | 10 |
| Steelers | 3 | 05:41 | C.Boswell 30 yd. Field Goal (15-75, 8:17) | 13 | 13 |
| Titans | 3 | 00:19 | N.Folk 48 yd. Field Goal (9-45, 5:22) | 16 | 13 |
| Steelers | 4 | 04:02 | D.Johnson 3 yd. pass from K.Pickett (C.Boswell kick) (11-92, 5:11) | 16 | 20 |

TENNESSEE TITANS

| PASSING | ATT | CP | YDS | SK/YD | TD | LG | INT | RTG |
|--------------|-----------|-----------|------------|-------------|----------|-----------|----------|-------------|
| Will Levis | 39 | 22 | 262 | 4/27 | 0 | 29 | 1 | 66.4 |
| TOTAL | 39 | 22 | 262 | 4/27 | 0 | 29 | 1 | 66.4 |

| RUSHING | ATT | YDS | AVG | LG | TD |
|-----------------|-----------|------------|------------|-----------|----------|
| Derrick Henry | 17 | 75 | 4.4 | 15 | 1 |
| Tyjae Spears | 5 | 18 | 3.6 | 8 | 0 |
| Treyton Burks | 1 | 5 | 5.0 | 5 | 0 |
| DeAndre Hopkins | 1 | 5 | 5.0 | 5 | 0 |
| Will Levis | 1 | 2 | 2.0 | 2 | 0 |
| TOTAL | 25 | 105 | 4.2 | 15 | 1 |

| RECEIVING | NO | YDS | AVG | LG | TD |
|-----------------------|-----------|------------|-------------|-----------|----------|
| Kyle Philips | 4 | 68 | 17.0 | 24 | 0 |
| DeAndre Hopkins | 4 | 60 | 15.0 | 29 | 0 |
| Tyjae Spears | 4 | 4 | 1.0 | 8 | 0 |
| Chig Okonkwo | 3 | 28 | 9.3 | 12 | 0 |
| Derrick Henry | 3 | 27 | 9.0 | 23 | 0 |
| Treyton Burks | 2 | 23 | 11.5 | 21 | 0 |
| Chris Moore | 1 | 29 | 29.0 | 29 | 0 |
| Nick Westbrook-Ikhine | 1 | 23 | 23.0 | 23 | 0 |
| TOTAL | 22 | 262 | 11.9 | 29 | 0 |

| TOP DEFENSE | TOT | SOLO | AST | SCK | YDS | INT |
|-----------------|-----|------|-----|-----|-----|-----|
| Azeez Al-Shaair | 10 | 2 | 8 | 0.0 | 0.0 | 0 |
| Amani Hooker | 7 | 6 | 1 | 0.0 | 0.0 | 0 |
| Jeffery Simmons | 7 | 4 | 3 | 0.0 | 0.0 | 0 |

| FIELD GOALS | FGM/FGA | PERCENT | RESULTS |
|--------------|------------|--------------|---------------|
| Nick Folk | 3-3 | 100.0 | 36G, 36G, 48G |
| TOTAL | 3-3 | 100.0 | |

PITTSBURGH STEELERS

| PASSING | ATT | CP | YDS | SK/YD | TD | LG | INT | RTG |
|---------------|-----------|-----------|------------|------------|----------|-----------|----------|-------------|
| Kenny Pickett | 30 | 19 | 160 | 0/0 | 1 | 32 | 0 | 88.2 |
| TOTAL | 30 | 19 | 160 | 0/0 | 1 | 32 | 0 | 88.2 |

| RUSHING | ATT | YDS | AVG | LG | TD |
|-------------------|-----------|------------|------------|-----------|----------|
| Jaylen Warren | 11 | 88 | 8.0 | 22 | 0 |
| Najee Harris | 16 | 69 | 4.3 | 25 | 1 |
| Calvin Austin III | 2 | 10 | 5.0 | 8 | 0 |
| Kenny Pickett | 1 | -1 | -1.0 | -1 | 0 |
| TOTAL | 30 | 166 | 5.5 | 25 | 1 |

| RECEIVING | NO | YDS | AVG | LG | TD |
|--------------------|-----------|------------|------------|-----------|----------|
| Diontae Johnson | 7 | 90 | 12.9 | 32 | 1 |
| Jaylen Warren | 3 | 25 | 8.3 | 9 | 0 |
| Connor Heyward | 2 | 16 | 8.0 | 11 | 0 |
| Najee Harris | 2 | 7 | 3.5 | 4 | 0 |
| George Pickens | 2 | -1 | -0.5 | 2 | 0 |
| Allen Robinson II | 1 | 10 | 10.0 | 10 | 0 |
| Darnell Washington | 1 | 7 | 7.0 | 7 | 0 |
| Miles Boykin | 1 | 6 | 6.0 | 6 | 0 |
| TOTAL | 19 | 160 | 8.4 | 32 | 1 |

| TOP DEFENSE | TOT | SOLO | AST | SCK | YDS | INT |
|-----------------|-----|------|-----|-----|-----|-----|
| Elandon Roberts | 9 | 4 | 5 | 0.0 | 0.0 | 0 |
| Keanu Neal | 7 | 3 | 4 | 0.0 | 0.0 | 0 |
| Cameron Heyward | 6 | 4 | 2 | 0.0 | 0.0 | 0 |

| FIELD GOALS | FGM/FGA | PERCENT | RESULTS |
|---------------|------------|--------------|----------|
| Chris Boswell | 2-2 | 100.0 | 29G, 30G |
| TOTAL | 2-2 | 100.0 | |

Team Statistics

| | Titans | Steelers |
|------------------------------|----------|----------|
| First Downs | 23 | 22 |
| 3rd-Down Eff. (Made/Att/Pct) | 3/13/23% | 6/12/50% |
| 4th-Down Eff. (Made/Att/Pct) | 1/2/50% | 0/0/0% |
| Total Net Yards | 340 | 326 |
| Total Plays | 68 | 60 |
| Yards Per Play | 5.0 | 5.4 |
| Rushes/Net Yards | 25/105 | 30/166 |
| Net Passing | 235 | 160 |
| Pass Attempts/Completions | 39/22 | 30/19 |
| Had Intercepted | 1 | 0 |
| Sacked/Yards Lost | 4/27 | 0/0 |
| Punts/Average | 3/57.0 | 4/50.0 |
| Penalties/Yards | 7/51 | 10/80 |
| Fumbles/Lost | 0/0 | 0/0 |
| Possession Time | 31:09 | 28:51 |

Titans Steelers



20

WEEK 8

Jacksonville Jaguars 20, Pittsburgh Steelers 10
67,225 🌟 Acrisure Stadium 🌟 Oct 29, 2023



10

| | | | | | | |
|----------------------------|---|---|---|---|---|----|
| Jacksonville Jaguars | 6 | 3 | 8 | 3 | — | 20 |
| Pittsburgh Steelers | 0 | 3 | 7 | 0 | — | 10 |

SCORING DRIVES

| TEAM | QTR | TIME | SCORING PLAY | JAX | PIT |
|----------|-----|-------|---|-----|-----|
| Jaguars | 1 | 10:47 | B.McManus 50 yd. Field Goal (6-21, 3:16) | 3 | 0 |
| Jaguars | 1 | 05:54 | B.McManus 51 yd. Field Goal (7-36, 3:29) | 6 | 0 |
| Steelers | 2 | 03:59 | C.Boswell 22 yd. Field Goal (12-93, 6:16) | 6 | 3 |
| Jaguars | 2 | 01:04 | B.McManus 38 yd. Field Goal (9-43, 2:55) | 9 | 3 |
| Jaguars | 3 | 05:05 | T.Etienne 56 yd. pass from T.Lawrence (T.Etienne run) (2-56, 0:13) | 17 | 3 |
| Steelers | 3 | 00:53 | G.Pickens 22 yd. pass from M.Trubisky (C.Boswell kick) (8-75, 4:12) | 17 | 10 |
| Jaguars | 4 | 04:35 | B.McManus 37 yd. Field Goal (7-40, 4:45) | 20 | 10 |

JACKSONVILLE JAGUARS

| PASSING | ATT | CP | YDS | SK/YD | TD | LG | INT | RTG |
|-----------------|-----------|-----------|------------|-------------|----------|------------|----------|--------------|
| Trevor Lawrence | 32 | 24 | 292 | 3/21 | 1 | 56t | 1 | 100.0 |
| TOTAL | 32 | 24 | 292 | 3/21 | 1 | 56T | 1 | 100.0 |

| RUSHING | ATT | YDS | AVG | LG | TD |
|--------------------|-----------|------------|------------|-----------|----------|
| Travis Etienne Jr. | 24 | 79 | 3.3 | 13 | 0 |
| Trevor Lawrence | 1 | 10 | 10.0 | 10 | 0 |
| Tank Bigsby | 3 | 9 | 3.0 | 9 | 0 |
| D'Ernest Johnson | 2 | 8 | 4.0 | 4 | 0 |
| TOTAL | 30 | 106 | 3.5 | 13 | 0 |

| RECEIVING | NO | YDS | AVG | LG | TD |
|--------------------|-----------|------------|-------------|------------|----------|
| Evan Engram | 10 | 88 | 8.8 | 34 | 0 |
| Calvin Ridley | 6 | 83 | 13.8 | 27 | 0 |
| Christian Kirk | 4 | 46 | 11.5 | 29 | 0 |
| Travis Etienne Jr. | 3 | 70 | 23.3 | 56t | 1 |
| Luke Farrell | 1 | 5 | 5.0 | 5 | 0 |
| TOTAL | 24 | 292 | 12.2 | 56T | 1 |

| TOP DEFENSE | TOT | SOLO | AST | SCK | YDS | INT |
|------------------|-----|------|-----|-----|-----|-----|
| Foyesade Oluokun | 11 | 9 | 2 | 0.0 | 0.0 | 0 |
| Devin Lloyd | 9 | 7 | 2 | 0.0 | 0.0 | 0 |
| Andrew Wingard | 6 | 5 | 1 | 0.0 | 0.0 | 1 |

| FIELD GOALS | FGM/FGA | PERCENT | RESULTS |
|-----------------|------------|--------------|--------------------|
| Brandon McManus | 4-4 | 100.0 | 50G, 51G, 38G, 37G |
| TOTAL | 4-4 | 100.0 | |

PITTSBURGH STEELERS

| PASSING | ATT | CP | YDS | SK/YD | TD | LG | INT | RTG |
|----------------|-----------|-----------|------------|-------------|----------|------------|----------|-------------|
| Mitch Trubisky | 27 | 15 | 138 | 2/15 | 1 | 22t | 2 | 51.2 |
| Kenny Pickett | 16 | 10 | 73 | 1/5 | 0 | 16 | 0 | 73.2 |
| TOTAL | 43 | 25 | 211 | 3/20 | 1 | 22T | 2 | 59.4 |

| RUSHING | ATT | YDS | AVG | LG | TD |
|-------------------|-----------|-----------|------------|-----------|----------|
| Jaylen Warren | 5 | 19 | 3.8 | 8 | 0 |
| Mitch Trubisky | 3 | 18 | 6.0 | 8 | 0 |
| Najee Harris | 7 | 13 | 1.9 | 3 | 0 |
| Calvin Austin III | 2 | 10 | 5.0 | 10 | 0 |
| Kenny Pickett | 1 | 10 | 10.0 | 10 | 0 |
| TOTAL | 18 | 70 | 3.9 | 10 | 0 |

| RECEIVING | NO | YDS | AVG | LG | TD |
|-------------------|-----------|------------|------------|------------|----------|
| Diontae Johnson | 8 | 85 | 10.6 | 16 | 0 |
| Najee Harris | 5 | 42 | 8.4 | 13 | 0 |
| Connor Heyward | 5 | 24 | 4.8 | 9 | 0 |
| Jaylen Warren | 4 | 19 | 4.8 | 11 | 0 |
| Calvin Austin III | 2 | 19 | 9.5 | 12 | 0 |
| George Pickens | 1 | 22 | 22.0 | 22t | 1 |
| TOTAL | 25 | 211 | 8.4 | 22T | 1 |

| TOP DEFENSE | TOT | SOLO | AST | SCK | YDS | INT |
|----------------|-----|------|-----|-----|-----|-----|
| Cole Holcomb | 10 | 6 | 4 | 0.0 | 0.0 | 0 |
| Keanu Neal | 7 | 7 | 0 | 0.0 | 0.0 | 0 |
| Damontae Kazee | 5 | 5 | 0 | 0.0 | 0.0 | 1 |

| FIELD GOALS | FGM/FGA | PERCENT | RESULTS |
|---------------|------------|-------------|-----------|
| Chris Boswell | 1-2 | 50.0 | 22G, 61WR |
| TOTAL | 1-2 | 50.0 | |

Team Statistics

| | | |
|------------------------------|----------|----------|
| First Downs | 20 | 17 |
| 3rd-Down Eff. (Made/Att/Pct) | 6/13/46% | 3/12/25% |
| 4th-Down Eff. (Made/Att/Pct) | 0/0/0% | 0/2/0% |
| Total Net Yards | 377 | 261 |
| Total Plays | 65 | 64 |
| Yards Per Play | 5.8 | 4.1 |
| Rushes/Net Yards | 30/106 | 18/70 |
| Net Passing | 271 | 191 |
| Pass Attempts/Completions | 32/24 | 43/25 |
| Had Intercepted | 1 | 2 |
| Sacked/Yards Lost | 3/21 | 3/20 |
| Punts/Average | 3/43.7 | 6/42.8 |
| Penalties/Yards | 6/72 | 6/52 |
| Fumbles/Lost | 2/2 | 2/0 |
| Possession Time | 34:16 | 25:44 |

Jaguars Steelers



24

WEEK 7

Pittsburgh Steelers 24, Los Angeles Rams 17
73,471 🇺🇸 SoFi Stadium 🇺🇸 Oct 22, 2023



17

| | | | | | | |
|---------------------------|---|---|---|----|---|----|
| Pittsburgh Steelers | 0 | 3 | 7 | 14 | — | 24 |
| Los Angeles Rams | 0 | 9 | 8 | 0 | — | 17 |

SCORING DRIVES

| TEAM | QTR | TIME | SCORING PLAY | PIT | LAR |
|----------|-----|-------|---|-----|-----|
| Steelers | 2 | 14:51 | C.Boswell 53 yd. Field Goal (8-22, 3:44) | 3 | 0 |
| Rams | 2 | 05:56 | B.Maher 41 yd. Field Goal (8-38, 4:11) | 3 | 3 |
| Rams | 2 | 00:17 | T.Atwell 31 yd. pass from M.Stafford (kick failed, wl) (8-88, 3:29) | 3 | 9 |
| Steelers | 3 | 13:19 | K.Pickett 1 yd. run (C.Boswell kick) (3-7, 1:25) | 10 | 9 |
| Rams | 3 | 08:57 | D.Henderson 1 yd. run (M.Stafford-C.Kupp pass) (9-75, 4:22) | 10 | 17 |
| Steelers | 4 | 13:49 | J.Warren 13 yd. run (C.Boswell kick) (5-59, 2:33) | 17 | 17 |
| Steelers | 4 | 07:20 | N.Harris 3 yd. run (C.Boswell kick) (10-80, 5:16) | 24 | 17 |

PITTSBURGH STEELERS

| PASSING | ATT | CP | YDS | SK/YD | TD | LG | INT | RTG |
|---------------|-----------|-----------|------------|-------------|----------|-----------|----------|-------------|
| Kenny Pickett | 25 | 17 | 230 | 2/16 | 0 | 39 | 0 | 97.1 |
| TOTAL | 25 | 17 | 230 | 2/16 | 0 | 39 | 0 | 97.1 |

| RUSHING | ATT | YDS | AVG | LG | TD |
|-------------------|-----------|-----------|------------|------------|----------|
| Najee Harris | 14 | 53 | 3.8 | 10 | 1 |
| Jaylen Warren | 6 | 32 | 5.3 | 13t | 1 |
| Calvin Austin III | 1 | 1 | 1.0 | 1 | 0 |
| Kenny Pickett | 8 | 0 | 0.0 | 2 | 1 |
| TOTAL | 29 | 86 | 3.0 | 13T | 3 |

| RECEIVING | NO | YDS | AVG | LG | TD |
|-------------------|-----------|------------|-------------|-----------|----------|
| George Pickens | 5 | 107 | 21.4 | 31 | 0 |
| Diontae Johnson | 5 | 79 | 15.8 | 39 | 0 |
| Najee Harris | 3 | 15 | 5.0 | 8 | 0 |
| Connor Heyward | 2 | 23 | 11.5 | 12 | 0 |
| Allen Robinson II | 1 | 7 | 7.0 | 7 | 0 |
| Jaylen Warren | 1 | -1 | -1.0 | -1 | 0 |
| TOTAL | 17 | 230 | 13.5 | 39 | 0 |

| TOP DEFENSE | TOT | SOLO | AST | SCK | YDS | INT |
|--------------------|-----|------|-----|-----|-----|-----|
| Minkah Fitzpatrick | 11 | 6 | 5 | 0.0 | 0.0 | 0 |
| Cole Holcomb | 8 | 3 | 5 | 0.0 | 0.0 | 0 |
| Damontae Kazee | 7 | 4 | 3 | 0.0 | 0.0 | 0 |

| FIELD GOALS | FGM/FGA | PERCENT | RESULTS |
|---------------|------------|--------------|---------|
| Chris Boswell | 1-1 | 100.0 | 53G |
| TOTAL | 1-1 | 100.0 | |

LOS ANGELES RAMS

| PASSING | ATT | CP | YDS | SK/YD | TD | LG | INT | RTG |
|------------------|-----------|-----------|------------|-------------|----------|-----------|----------|-------------|
| Matthew Stafford | 29 | 14 | 231 | 2/12 | 1 | 36 | 1 | 72.6 |
| TOTAL | 29 | 14 | 231 | 2/12 | 1 | 36 | 1 | 72.6 |

| RUSHING | ATT | YDS | AVG | LG | TD |
|-----------------------|-----------|------------|------------|-----------|----------|
| Royce Freeman | 12 | 66 | 5.5 | 15 | 0 |
| Darrell Henderson Jr. | 18 | 61 | 3.4 | 16 | 1 |
| Matthew Stafford | 1 | 8 | 8.0 | 8 | 0 |
| TOTAL | 31 | 135 | 4.4 | 16 | 1 |

| RECEIVING | NO | YDS | AVG | LG | TD |
|-----------------------|-----------|------------|-------------|-----------|----------|
| Puka Nacua | 8 | 154 | 19.3 | 36 | 0 |
| Cooper Kupp | 2 | 29 | 14.5 | 24 | 0 |
| Tutu Atwell | 1 | 31 | 31.0 | 31t | 1 |
| Tyler Higbee | 1 | 7 | 7.0 | 7 | 0 |
| Darrell Henderson Jr. | 1 | 5 | 5.0 | 5 | 0 |
| Brycen Hopkins | 1 | 5 | 5.0 | 5 | 0 |
| TOTAL | 14 | 231 | 16.5 | 36 | 1 |

| TOP DEFENSE | TOT | SOLO | AST | SCK | YDS | INT |
|----------------|-----|------|-----|-----|------|-----|
| Michael Hoecht | 7 | 4 | 3 | 2.0 | 16.0 | 0 |
| Quentin Lake | 6 | 4 | 2 | 0.0 | 0.0 | 0 |
| Russ Yeast | 6 | 2 | 4 | 0.0 | 0.0 | 0 |

| FIELD GOALS | FGM/FGA | PERCENT | RESULTS |
|--------------|------------|-------------|-----------------|
| Brett Maher | 1-3 | 33.3 | 53LU, 41G, 51WL |
| TOTAL | 1-3 | 33.0 | |

Team Statistics

Steelers

Rams

| | | |
|------------------------------|----------|----------|
| First Downs | 17 | 19 |
| 3rd-Down Eff. (Made/Att/Pct) | 4/12/33% | 9/16/56% |
| 4th-Down Eff. (Made/Att/Pct) | 1/1/100% | 0/0/0% |
| Total Net Yards | 300 | 354 |
| Total Plays | 56 | 62 |
| Yards Per Play | 5.4 | 5.7 |
| Rushes/Net Yards | 29/86 | 31/135 |
| Net Passing | 214 | 219 |
| Pass Attempts/Completions | 25/17 | 29/14 |
| Had Intercepted | 0 | 1 |
| Sacked/Yards Lost | 2/16 | 2/12 |
| Punts/Average | 5/43.6 | 4/52.0 |
| Penalties/Yards | 8/76 | 5/40 |
| Fumbles/Lost | 1/0 | 0/0 |
| Possession Time | 28:14 | 31:46 |



10

WEEK 5

Baltimore Ravens 10, Pittsburgh Steelers 17
67,272 🌟 Acrisure Stadium 🌟 Oct 8, 2023



17

| | | | | | | |
|---------------------------|---|---|---|----|---|----|
| Baltimore Ravens | 7 | 3 | 0 | 0 | — | 10 |
| Pittsburgh Steelers | 0 | 3 | 0 | 14 | — | 17 |

SCORING DRIVES

| TEAM | QTR | TIME | SCORING PLAY | BAL | PIT |
|----------|-----|-------|--|-----|-----|
| Ravens | 1 | 06:15 | J.Hill 14 yd. run (J.Tucker kick) (7:59, 2:57) | 7 | 0 |
| Ravens | 2 | 12:23 | J.Tucker 23 yd. Field Goal (15:64, 7:22) | 10 | 0 |
| Steelers | 2 | 03:16 | C.Boswell 43 yd. Field Goal (7:26, 2:15) | 10 | 3 |
| Steelers | 4 | 11:12 | Punt blocked by M.Killebrew out of bounds in end zone for a Safety | 10 | 5 |
| Steelers | 4 | 07:10 | C.Boswell 25 yd. Field Goal (9:49, 4:02) | 10 | 8 |
| Steelers | 4 | 01:17 | G.Pickens 41 yd. pass from K.Pickett (pass failed) (8:80, 2:49) | 10 | 14 |
| Steelers | 4 | 00:49 | C.Boswell 42 yd. Field Goal (4-6, 0:13) | 10 | 17 |

BALTIMORE RAVENS

| PASSING | ATT | CP | YDS | SK/YD | TD | LG | INT | RTG |
|---------------|-----------|-----------|------------|-------------|----------|-----------|----------|-------------|
| Lamar Jackson | 38 | 22 | 236 | 4/26 | 0 | 30 | 1 | 65.2 |
| TOTAL | 38 | 22 | 236 | 4/26 | 0 | 30 | 1 | 65.2 |

| RUSHING | ATT | YDS | AVG | LG | TD |
|---------------|-----------|------------|------------|-----------|----------|
| Gus Edwards | 12 | 48 | 4.0 | 11 | 0 |
| Lamar Jackson | 6 | 45 | 7.5 | 26 | 0 |
| Justice Hill | 7 | 32 | 4.6 | 14t | 1 |
| TOTAL | 25 | 125 | 5.0 | 26 | 1 |

| RECEIVING | NO | YDS | AVG | LG | TD |
|-------------------|-----------|------------|-------------|-----------|----------|
| Mark Andrews | 6 | 65 | 10.8 | 16 | 0 |
| Zay Flowers | 5 | 73 | 14.6 | 29 | 0 |
| Nelson Agholor | 4 | 64 | 16.0 | 30 | 0 |
| Justice Hill | 4 | 13 | 3.3 | 10 | 0 |
| Odell Beckham Jr. | 2 | 13 | 6.5 | 7 | 0 |
| Rashod Bateman | 1 | 8 | 8.0 | 8 | 0 |
| TOTAL | 22 | 236 | 10.7 | 30 | 0 |

| TOP DEFENSE | TOT | SOLO | AST | SCK | YDS | INT |
|------------------|-----|------|-----|-----|-----|-----|
| Roquan Smith | 11 | 7 | 4 | 0.0 | 0.0 | 0 |
| Patrick Queen | 8 | 2 | 6 | 0.5 | 4.0 | 0 |
| Justin Madubuike | 5 | 3 | 2 | 0.5 | 4.0 | 0 |

| FIELD GOALS | FGM/FGA | PERCENT | RESULTS |
|---------------|------------|--------------|---------|
| Justin Tucker | 1-1 | 100.0 | 23G |
| TOTAL | 1-1 | 100.0 | |

PITTSBURGH STEELERS

| PASSING | ATT | CP | YDS | SK/YD | TD | LG | INT | RTG |
|---------------|-----------|-----------|------------|-------------|----------|------------|----------|-------------|
| Kenny Pickett | 32 | 18 | 224 | 3/22 | 1 | 41t | 0 | 88.5 |
| TOTAL | 32 | 18 | 224 | 3/22 | 1 | 41T | 0 | 88.5 |

| RUSHING | ATT | YDS | AVG | LG | TD |
|----------------|-----------|-----------|------------|-----------|----------|
| Jaylen Warren | 9 | 40 | 4.4 | 16 | 0 |
| Najee Harris | 14 | 37 | 2.6 | 8 | 0 |
| George Pickens | 1 | 16 | 16.0 | 16 | 0 |
| Kenny Pickett | 6 | -6 | -1.0 | 2 | 0 |
| TOTAL | 30 | 87 | 2.9 | 16 | 0 |

| RECEIVING | NO | YDS | AVG | LG | TD |
|-------------------|-----------|------------|-------------|------------|----------|
| George Pickens | 6 | 130 | 21.7 | 41t | 1 |
| Allen Robinson II | 5 | 29 | 5.8 | 10 | 0 |
| Jaylen Warren | 3 | 39 | 13.0 | 23 | 0 |
| Connor Heyward | 3 | 23 | 7.7 | 12 | 0 |
| Najee Harris | 1 | 3 | 3.0 | 3 | 0 |
| TOTAL | 18 | 224 | 12.4 | 41T | 1 |

| TOP DEFENSE | TOT | SOLO | AST | SCK | YDS | INT |
|--------------------|-----|------|-----|-----|-----|-----|
| Cole Holcomb | 9 | 8 | 1 | 0.0 | 0.0 | 0 |
| Minkah Fitzpatrick | 9 | 7 | 2 | 0.0 | 0.0 | 0 |
| Elandon Roberts | 8 | 5 | 3 | 0.0 | 0.0 | 0 |

| FIELD GOALS | FGM/FGA | PERCENT | RESULTS |
|---------------|------------|--------------|---------------|
| Chris Boswell | 3-3 | 100.0 | 43G, 25G, 42G |
| TOTAL | 3-3 | 100.0 | |

Team Statistics

| | | |
|------------------------------|----------|----------|
| First Downs | 19 | 17 |
| 3rd-Down Eff. (Made/Att/Pct) | 5/14/36% | 6/15/40% |
| 4th-Down Eff. (Made/Att/Pct) | 0/2/0% | 0/0/0% |
| Total Net Yards | 335 | 289 |
| Total Plays | 67 | 65 |
| Yards Per Play | 5.0 | 4.4 |
| Rushes/Net Yards | 25/125 | 30/87 |
| Net Passing | 210 | 202 |
| Pass Attempts/Completions | 38/22 | 32/18 |
| Had Intercepted | 1 | 0 |
| Sacked/Yards Lost | 4/26 | 3/22 |
| Punts/Average | 5/30.8 | 6/42.8 |
| Penalties/Yards | 2/20 | 3/30 |
| Fumbles/Lost | 4/2 | 1/1 |
| Possession Time | 30:14 | 29:46 |

Ravens Steelers



WEEK 4
Pittsburgh Steelers 6, Houston Texans 30
 71,399 🇺🇸 NRG Stadium 🇺🇸 Oct 1, 2023



| | | | | | | |
|---------------------------|----|---|---|----|---|----|
| Pittsburgh Steelers | 0 | 0 | 6 | 0 | — | 6 |
| Houston Texans | 10 | 6 | 0 | 14 | — | 30 |

SCORING DRIVES

| TEAM | QTR | TIME | SCORING PLAY | PIT | HOU |
|----------|-----|-------|---|-----|-----|
| Texans | 1 | 08:55 | N.Collins 2 yd. pass from C.Stroud (K.Fairbairn kick) (12-69, 6:05) | 0 | 7 |
| Texans | 1 | 01:20 | K.Fairbairn 36 yd. Field Goal (9-27, 3:26) | 0 | 10 |
| Texans | 2 | 12:09 | K.Fairbairn 38 yd. Field Goal (7-48, 2:43) | 0 | 13 |
| Texans | 2 | 00:00 | K.Fairbairn 39 yd. Field Goal (5-57, 0:41) | 0 | 16 |
| Steelers | 3 | 09:31 | C.Boswell 35 yd. Field Goal (10-58, 5:29) | 3 | 16 |
| Steelers | 3 | 05:47 | C.Boswell 23 yd. Field Goal (7-41, 2:53) | 6 | 16 |
| Texans | 4 | 10:50 | D.Schultz 6 yd. pass from D.Singletary (K.Fairbairn kick) (10-58, 5:20) | 6 | 23 |
| Texans | 4 | 03:39 | N.Collins 52 yd. pass from C.Stroud (K.Fairbairn kick) (11-86, 6:24) | 6 | 30 |

PITTSBURGH STEELERS

| PASSING | ATT | CP | YDS | SK/YD | TD | LG | INT | RTG |
|----------------|-----------|-----------|------------|-------------|----------|-----------|----------|-------------|
| Kenny Pickett | 23 | 15 | 114 | 3/21 | 0 | 32 | 1 | 59.0 |
| Mitch Trubisky | 5 | 3 | 18 | 0/0 | 0 | 8 | 0 | 67.1 |
| TOTAL | 28 | 18 | 132 | 3/21 | 0 | 32 | 1 | 60.4 |

| RUSHING | ATT | YDS | AVG | LG | TD |
|-------------------|-----------|------------|------------|-----------|----------|
| Najee Harris | 14 | 71 | 5.1 | 23 | 0 |
| Jaylen Warren | 8 | 29 | 3.6 | 18 | 0 |
| Kenny Pickett | 2 | 9 | 4.5 | 8 | 0 |
| Calvin Austin III | 1 | 5 | 5.0 | 5 | 0 |
| TOTAL | 25 | 114 | 4.6 | 23 | 0 |

| RECEIVING | NO | YDS | AVG | LG | TD |
|--------------------|-----------|------------|------------|-----------|----------|
| Jaylen Warren | 6 | 26 | 4.3 | 7 | 0 |
| George Pickens | 3 | 25 | 8.3 | 17 | 0 |
| Calvin Austin III | 3 | 24 | 8.0 | 12 | 0 |
| Pat Freiermuth | 3 | 7 | 2.3 | 9 | 0 |
| Najee Harris | 1 | 32 | 32.0 | 32 | 0 |
| Darnell Washington | 1 | 10 | 10.0 | 10 | 0 |
| Allen Robinson II | 1 | 8 | 8.0 | 8 | 0 |
| TOTAL | 18 | 132 | 7.3 | 32 | 0 |

| TOP DEFENSE | TOT | SOLO | AST | SCK | YDS | INT |
|--------------------|-----|------|-----|-----|-----|-----|
| Minkah Fitzpatrick | 11 | 7 | 4 | 0.0 | 0.0 | 0 |
| Elandon Roberts | 10 | 5 | 5 | 0.0 | 0.0 | 0 |
| Cole Holcomb | 7 | 4 | 3 | 0.0 | 0.0 | 0 |

| FIELD GOALS | FGM/FGA | PERCENT | RESULTS |
|---------------|------------|--------------|----------|
| Chris Boswell | 2-2 | 100.0 | 35G, 23G |
| TOTAL | 2-2 | 100.0 | |

HOUSTON TEXANS

| PASSING | ATT | CP | YDS | SK/YD | TD | LG | INT | RTG |
|------------------|-----------|-----------|------------|------------|----------|------------|----------|--------------|
| C.J. Stroud | 30 | 16 | 306 | 0/0 | 2 | 52t | 0 | 111.2 |
| Devin Singletary | 1 | 1 | 6 | 0/0 | 1 | 6t | 0 | 131.2 |
| TOTAL | 31 | 17 | 312 | 0/0 | 3 | 52T | 0 | 122.0 |

| RUSHING | ATT | YDS | AVG | LG | TD |
|------------------|-----------|------------|------------|-----------|----------|
| Dameon Pierce | 24 | 81 | 3.4 | 13 | 0 |
| Devin Singletary | 7 | 25 | 3.6 | 9 | 0 |
| C.J. Stroud | 4 | 16 | 4.0 | 11 | 0 |
| Tank Dell | 2 | 13 | 6.5 | 7 | 0 |
| Mike Boone | 1 | 4 | 4.0 | 4 | 0 |
| TOTAL | 38 | 139 | 3.7 | 13 | 0 |

| RECEIVING | NO | YDS | AVG | LG | TD |
|------------------|-----------|------------|-------------|------------|----------|
| Nico Collins | 7 | 168 | 24.0 | 52t | 2 |
| Dalton Schultz | 3 | 42 | 14.0 | 29 | 1 |
| Robert Woods | 3 | 26 | 8.7 | 13 | 0 |
| Dameon Pierce | 1 | 27 | 27.0 | 27 | 0 |
| John Metcalf III | 1 | 22 | 22.0 | 22 | 0 |
| Tank Dell | 1 | 16 | 16.0 | 16 | 0 |
| Devin Singletary | 1 | 11 | 11.0 | 11 | 0 |
| TOTAL | 17 | 312 | 18.4 | 52T | 3 |

| TOP DEFENSE | TOT | SOLO | AST | SCK | YDS | INT |
|------------------|-----|------|-----|-----|-----|-----|
| Christian Harris | 12 | 5 | 7 | 0.0 | 0.0 | 0 |
| Henry To'oTo'o | 7 | 3 | 4 | 0.0 | 0.0 | 0 |
| Grayland Arnold | 6 | 5 | 1 | 0.0 | 0.0 | 0 |

| FIELD GOALS | FGM/FGA | PERCENT | RESULTS |
|------------------|------------|--------------|---------------|
| Ka'imi Fairbairn | 3-3 | 100.0 | 36G, 38G, 39G |
| TOTAL | 3-3 | 100.0 | |

Team Statistics

| | Steelers | Texans |
|------------------------------|----------|----------|
| First Downs | 12 | 24 |
| 3rd-Down Eff. (Made/Att/Pct) | 6/14/43% | 6/12/50% |
| 4th-Down Eff. (Made/Att/Pct) | 0/1/0% | 0/1/0% |
| Total Net Yards | 225 | 451 |
| Total Plays | 56 | 69 |
| Yards Per Play | 4.0 | 6.5 |
| Rushes/Net Yards | 25/114 | 38/139 |
| Net Passing | 111 | 312 |
| Pass Attempts/Completions | 28/18 | 31/17 |
| Had Intercepted | 1 | 0 |
| Sacked/Yards Lost | 3/21 | 0/0 |
| Punts/Average | 5/47.6 | 3/38.0 |
| Penalties/Yards | 2/18 | 8/63 |
| Fumbles/Lost | 2/0 | 2/0 |
| Possession Time | 27:25 | 32:35 |

Steelers Texans



23

WEEK 3

Pittsburgh Steelers 23, Las Vegas Raiders 18
62,541 Allegiant Stadium Sep 24, 2023



18

| | | | | | | |
|---------------------------|---|---|----|----|---|----|
| Pittsburgh Steelers | 7 | 6 | 10 | 0 | — | 23 |
| Las Vegas Raiders | 7 | 0 | 0 | 11 | — | 18 |

SCORING DRIVES

| TEAM | QTR | TIME | SCORING PLAY | PIT | LV |
|----------|-----|-------|--|-----|----|
| Raiders | 1 | 07:04 | D.Adams 32 yd. pass from J.Garoppolo (D.Carlson kick) (7-74, 3:23) | 0 | 7 |
| Steelers | 1 | 06:12 | C.Austin 72 yd. pass from K.Pickett (C.Boswell kick) (3-75, 0:52) | 7 | 7 |
| Steelers | 2 | 08:33 | C.Boswell 43 yd. Field Goal (8-44, 3:51) | 10 | 7 |
| Steelers | 2 | 01:56 | C.Boswell 42 yd. Field Goal (11-54, 5:08) | 13 | 7 |
| Steelers | 3 | 09:28 | C.Boswell 57 yd. Field Goal (9-52, 4:29) | 16 | 7 |
| Steelers | 3 | 03:56 | P.Freiermuth 13 yd. pass from K.Pickett (C.Boswell kick) (6-81, 3:19) | 23 | 7 |
| Raiders | 4 | 05:41 | D.Adams 1 yd. pass from J.Garoppolo (J.Garoppolo-M.Mayer pass) (11-80, 5:51) | 23 | 13 |
| Raiders | 4 | 02:22 | D.Carlson 26 yd. Field Goal (9-44, 2:13) | 23 | 18 |

PITTSBURGH STEELERS

| PASSING | ATT | CP | YDS | SK/YD | TD | LG | INT | RTG |
|---------------|-----------|-----------|------------|------------|----------|------------|----------|--------------|
| Kenny Pickett | 28 | 16 | 235 | 1/7 | 2 | 72t | 0 | 108.5 |
| TOTAL | 28 | 16 | 235 | 1/7 | 2 | 72T | 0 | 108.5 |

| RUSHING | ATT | YDS | AVG | LG | TD |
|----------------|-----------|------------|------------|-----------|----------|
| Najee Harris | 19 | 65 | 3.4 | 17 | 0 |
| Jaylen Warren | 8 | 29 | 3.6 | 11 | 0 |
| Kenny Pickett | 3 | 11 | 3.7 | 10 | 0 |
| Connor Heyward | 1 | 0 | 0.0 | 0 | 0 |
| TOTAL | 31 | 105 | 3.4 | 17 | 0 |

| RECEIVING | NO | YDS | AVG | LG | TD |
|-------------------|-----------|------------|-------------|------------|----------|
| George Pickens | 4 | 75 | 18.8 | 32 | 0 |
| Allen Robinson II | 4 | 24 | 6.0 | 8 | 0 |
| Pat Freiermuth | 3 | 41 | 13.7 | 14 | 1 |
| Jaylen Warren | 3 | 23 | 7.7 | 16 | 0 |
| Calvin Austin III | 2 | 72 | 36.0 | 72t | 1 |
| TOTAL | 16 | 235 | 14.7 | 72T | 2 |

| TOP DEFENSE | TOT | SOLO | AST | SCK | YDS | INT |
|--------------------|-----|------|-----|-----|-----|-----|
| Minkah Fitzpatrick | 11 | 7 | 4 | 0.0 | 0.0 | 0 |
| Kwon Alexander | 7 | 5 | 2 | 0.0 | 0.0 | 0 |
| Levi Wallace | 6 | 4 | 2 | 0.0 | 0.0 | 2 |

| FIELD GOALS | FGM/FGA | PERCENT | RESULTS |
|---------------|------------|--------------|---------------|
| Chris Boswell | 3-3 | 100.0 | 43G, 42G, 57G |
| TOTAL | 3-3 | 100.0 | |

LAS VEGAS RAIDERS

| PASSING | ATT | CP | YDS | SK/YD | TD | LG | INT | RTG |
|-----------------|-----------|-----------|------------|-------------|----------|------------|----------|-------------|
| Jimmy Garoppolo | 44 | 28 | 324 | 4/31 | 2 | 32t | 3 | 72.5 |
| TOTAL | 44 | 28 | 324 | 4/31 | 2 | 32T | 3 | 72.5 |

| RUSHING | ATT | YDS | AVG | LG | TD |
|-----------------|-----------|-----------|------------|-----------|----------|
| Josh Jacobs | 17 | 62 | 3.6 | 10 | 0 |
| Jimmy Garoppolo | 2 | 7 | 3.5 | 7 | 0 |
| TOTAL | 19 | 69 | 3.6 | 10 | 0 |

| RECEIVING | NO | YDS | AVG | LG | TD |
|----------------|-----------|------------|-------------|------------|----------|
| Davante Adams | 13 | 172 | 13.2 | 32t | 2 |
| Jakobi Meyers | 7 | 85 | 12.1 | 18 | 0 |
| Josh Jacobs | 3 | 18 | 6.0 | 6 | 0 |
| Hunter Renfrow | 2 | 17 | 8.5 | 10 | 0 |
| Ameer Abdullah | 2 | 16 | 8.0 | 13 | 0 |
| DeAndre Carter | 1 | 16 | 16.0 | 16 | 0 |
| TOTAL | 28 | 324 | 11.6 | 32T | 2 |

| TOP DEFENSE | TOT | SOLO | AST | SCK | YDS | INT |
|-----------------|-----|------|-----|-----|-----|-----|
| Divine Deablo | 8 | 4 | 4 | 0.0 | 0.0 | 0 |
| Robert Spillane | 7 | 6 | 1 | 0.0 | 0.0 | 0 |
| Marcus Peters | 6 | 5 | 1 | 0.0 | 0.0 | 0 |

| FIELD GOALS | FGM/FGA | PERCENT | RESULTS |
|----------------|------------|--------------|---------|
| Daniel Carlson | 1-1 | 100.0 | 26G |
| TOTAL | 1-1 | 100.0 | |

Team Statistics

| | Steelers | Raiders |
|------------------------------|----------|----------|
| First Downs | 17 | 19 |
| 3rd-Down Eff. (Made/Att/Pct) | 6/15/40% | 4/13/31% |
| 4th-Down Eff. (Made/Att/Pct) | 0/0/0% | 1/2/50% |
| Total Net Yards | 333 | 362 |
| Total Plays | 60 | 67 |
| Yards Per Play | 5.6 | 5.4 |
| Rushes/Net Yards | 31/105 | 19/69 |
| Net Passing | 228 | 293 |
| Pass Attempts/Completions | 28/16 | 44/28 |
| Had Intercepted | 0 | 3 |
| Sacked/Yards Lost | 1/7 | 4/31 |
| Punts/Average | 6/53.8 | 5/52.4 |
| Penalties/Yards | 6/45 | 7/60 |
| Fumbles/Lost | 0/0 | 1/0 |
| Possession Time | 30:03 | 29:57 |

Steelers Raiders



22

WEEK 2

Cleveland Browns 22, Pittsburgh Steelers 26
67,576 🌐 Acrisure Stadium 🌐 Sep 18, 2023



26

| | | | | | | |
|---------------------------|---|----|---|---|---|----|
| Cleveland Browns | 3 | 11 | 8 | 0 | — | 22 |
| Pittsburgh Steelers | 7 | 9 | 3 | 7 | — | 26 |

SCORING DRIVES

| TEAM | QTR | TIME | SCORING PLAY | CLE | PIT |
|----------|-----|-------|--|-----|-----|
| Steelers | 1 | 14:51 | A.Highsmith 30 yd. interception return (C.Boswell kick) | 0 | 7 |
| Browns | 1 | 08:46 | D.Hopkins 43 yd. Field Goal (11-50, 6:05) | 3 | 7 |
| Browns | 2 | 14:02 | J.Ford 3 yd. pass from D.Watson (J.Ford run) (4-23, 1:06) | 9 | 7 |
| Steelers | 2 | 09:11 | C.Boswell 52 yd. Field Goal (4-5, 1:20) | 11 | 10 |
| Steelers | 2 | 06:05 | G.Pickens 71 yd. pass from K.Pickett (run failed) (4-82, 1:36) | 11 | 16 |
| Browns | 2 | 00:22 | D.Hopkins 55 yd. Field Goal (7-38, 2:24) | 14 | 16 |
| Steelers | 3 | 11:47 | C.Boswell 50 yd. Field Goal (9-44, 3:13) | 14 | 19 |
| Browns | 3 | 10:01 | P.Strong 1 yd. run (D.Watson run) (4-75, 1:46) | 22 | 19 |
| Steelers | 4 | 06:58 | T.Watt 16 yd. fumble return (C.Boswell kick) | 22 | 26 |

CLEVELAND BROWNS

| PASSING | ATT | CP | YDS | SK/YD | TD | LG | INT | RTG |
|----------------|-----------|-----------|------------|-------------|----------|-----------|----------|-------------|
| Deshaun Watson | 40 | 22 | 235 | 6/25 | 1 | 29 | 1 | 70.3 |
| TOTAL | 40 | 22 | 235 | 6/25 | 1 | 29 | 1 | 70.3 |

| RUSHING | ATT | YDS | AVG | LG | TD |
|-------------------|-----------|------------|------------|-----------|----------|
| Jerome Ford | 16 | 106 | 6.6 | 69 | 0 |
| Nick Chubb | 10 | 64 | 6.4 | 20 | 0 |
| Deshaun Watson | 6 | 22 | 3.7 | 12 | 0 |
| Elijah Moore | 1 | 5 | 5.0 | 5 | 0 |
| Pierre Strong Jr. | 2 | 1 | 0.5 | 1t | 1 |
| TOTAL | 35 | 198 | 5.7 | 69 | 1 |

| RECEIVING | NO | YDS | AVG | LG | TD |
|-----------------------|-----------|------------|-------------|-----------|----------|
| Amari Cooper | 7 | 90 | 12.9 | 23 | 0 |
| David Njoku | 4 | 48 | 12.0 | 29 | 0 |
| Elijah Moore | 3 | 36 | 12.0 | 16 | 0 |
| David Bell | 3 | 27 | 9.0 | 14 | 0 |
| Jerome Ford | 3 | 25 | 8.3 | 14 | 1 |
| Donovan Peoples-Jones | 1 | 7 | 7.0 | 7 | 0 |
| Jordan Akins | 1 | 2 | 2.0 | 2 | 0 |
| TOTAL | 22 | 235 | 10.7 | 29 | 1 |

| TOP DEFENSE | TOT | SOLO | AST | SCK | YDS | INT |
|-------------------------|-----|------|-----|-----|-----|-----|
| Grant Delpit | 6 | 4 | 2 | 0.0 | 0.0 | 1 |
| Denzel Ward | 5 | 5 | 0 | 0.0 | 0.0 | 0 |
| Jeremiah Owusu-Koramoah | 4 | 4 | 0 | 0.0 | 0.0 | 0 |

| FIELD GOALS | FGM/FGA PERCENT | RESULTS |
|----------------|-----------------|----------------|
| Dustin Hopkins | 2-3 66.7 | 43G, 43WL, 55G |
| TOTAL | 2-3 66.0 | |

PITTSBURGH STEELERS

| PASSING | ATT | CP | YDS | SK/YD | TD | LG | INT | RTG |
|---------------|-----------|-----------|------------|-------------|----------|------------|----------|-------------|
| Kenny Pickett | 30 | 15 | 222 | 2/22 | 1 | 71t | 1 | 71.8 |
| TOTAL | 30 | 15 | 222 | 2/22 | 1 | 71T | 1 | 71.8 |

| RUSHING | ATT | YDS | AVG | LG | TD |
|-------------------|-----------|-----------|------------|-----------|----------|
| Najee Harris | 10 | 43 | 4.3 | 21 | 0 |
| Jaylen Warren | 6 | 20 | 3.3 | 8 | 0 |
| Calvin Austin III | 1 | -2 | -2.0 | -2 | 0 |
| Kenny Pickett | 4 | -6 | -1.5 | -1 | 0 |
| TOTAL | 21 | 55 | 2.6 | 21 | 0 |

| RECEIVING | NO | YDS | AVG | LG | TD |
|-------------------|-----------|------------|-------------|------------|----------|
| George Pickens | 4 | 127 | 31.8 | 71t | 1 |
| Jaylen Warren | 4 | 66 | 16.5 | 30 | 0 |
| Allen Robinson II | 2 | 12 | 6.0 | 7 | 0 |
| Calvin Austin III | 1 | 10 | 10.0 | 10 | 0 |
| Miles Boykin | 1 | 5 | 5.0 | 5 | 0 |
| Pat Freiermuth | 1 | 2 | 2.0 | 2 | 0 |
| Najee Harris | 1 | 0 | 0.0 | 0 | 0 |
| Gunner Olszewski | 1 | 0 | 0.0 | 0 | 0 |
| TOTAL | 15 | 222 | 14.8 | 71T | 1 |

| TOP DEFENSE | TOT | SOLO | AST | SCK | YDS | INT |
|----------------|-----|------|-----|-----|-----|-----|
| Kwon Alexander | 9 | 8 | 1 | 0.0 | 0.0 | 0 |
| Cole Holcomb | 8 | 3 | 5 | 0.0 | 0.0 | 0 |
| Alex Highsmith | 7 | 5 | 2 | 1.0 | 4.0 | 1 |

| FIELD GOALS | FGM/FGA PERCENT | RESULTS |
|---------------|------------------|----------|
| Chris Boswell | 2-2 100.0 | 52G, 50G |
| TOTAL | 2-2 100.0 | |

Team Statistics

| | | |
|------------------------------|----------|----------|
| First Downs | 20 | 9 |
| 3rd-Down Eff. (Made/Att/Pct) | 5/16/31% | 4/14/29% |
| 4th-Down Eff. (Made/Att/Pct) | 0/2/0% | 0/0/0% |
| Total Net Yards | 408 | 255 |
| Total Plays | 81 | 53 |
| Yards Per Play | 5.0 | 4.8 |
| Rushes/Net Yards | 35/198 | 21/55 |
| Net Passing | 210 | 200 |
| Pass Attempts/Completions | 40/22 | 30/15 |
| Had Intercepted | 1 | 1 |
| Sacked/Yards Lost | 6/25 | 2/22 |
| Punts/Average | 5/47.6 | 7/45.7 |
| Penalties/Yards | 8/81 | 5/31 |
| Fumbles/Lost | 4/3 | 1/1 |
| Possession Time | 35:28 | 24:32 |

Browns Steelers



30

WEEK 1

San Francisco 49ers 30, Pittsburgh Steelers 7
67,679 🏟️ Acrisure Stadium 🏟️ Sep 10, 2023



7

| | | | | | | |
|---------------------------|----|----|---|---|---|----|
| San Francisco 49ers | 10 | 10 | 7 | 3 | — | 30 |
| Pittsburgh Steelers | 0 | 7 | 0 | 0 | — | 7 |

SCORING DRIVES

| TEAM | QTR | TIME | SCORING PLAY | SF | PIT |
|----------|-----|-------|---|----|-----|
| 49ers | 1 | 09:29 | B.Aiyuk 8 yd. pass from B.Purdy (J.Moody kick) (7-54, 3:46) | 6 | 0 |
| 49ers | 1 | 04:38 | J.Moody 41 yd. Field Goal (6-25, 3:22) | 10 | 0 |
| 49ers | 2 | 13:30 | B.Aiyuk 19 yd. pass from B.Purdy (J.Moody kick) (9-68, 4:35) | 17 | 0 |
| 49ers | 2 | 08:22 | J.Moody 32 yd. Field Goal (7-37, 3:55) | 20 | 0 |
| Steelers | 2 | 00:10 | P.Freiermuth 3 yd. pass from K.Pickett (C.Boswell kick) (12-95, 1:25) | 20 | 7 |
| 49ers | 3 | 14:02 | C.McCaffrey 65 yd. run (J.Moody kick) (2-75, 0:58) | 27 | 7 |
| 49ers | 4 | 05:30 | J.Moody 40 yd. Field Goal (9-29, 4:38) | 30 | 7 |

SAN FRANCISCO 49ERS

| PASSING | ATT | CP | YDS | SK/YD | TD | LG | INT | RTG |
|--------------|-----------|-----------|------------|-------------|----------|-----------|----------|--------------|
| Brook Purdy | 29 | 19 | 220 | 3/17 | 2 | 23 | 0 | 111.3 |
| TOTAL | 29 | 19 | 220 | 3/17 | 2 | 23 | 0 | 111.3 |

| RUSHING | ATT | YDS | AVG | LG | TD |
|---------------------|-----------|------------|------------|------------|----------|
| Christian McCaffrey | 22 | 152 | 6.9 | 65t | 1 |
| Brook Purdy | 3 | 20 | 6.7 | 17 | 0 |
| Elijah Mitchell | 5 | 10 | 2.0 | 4 | 0 |
| Deebo Samuel | 2 | 8 | 4.0 | 5 | 0 |
| Sam Darnold | 2 | -2 | -1.0 | -1 | 0 |
| TOTAL | 34 | 188 | 5.5 | 65T | 1 |

| RECEIVING | NO | YDS | AVG | LG | TD |
|---------------------|-----------|------------|-------------|-----------|----------|
| Brandon Aiyuk | 8 | 129 | 16.1 | 23 | 2 |
| Deebo Samuel | 5 | 55 | 11.0 | 22 | 0 |
| George Kittle | 3 | 19 | 6.3 | 11 | 0 |
| Christian McCaffrey | 3 | 17 | 5.7 | 7 | 0 |
| TOTAL | 19 | 220 | 11.6 | 23 | 2 |

| TOP DEFENSE | TOT | SOLO | AST | SCK | YDS | INT |
|-------------------|-----|------|-----|-----|-----|-----|
| Deommodore Lenoir | 10 | 8 | 2 | 0.0 | 0.0 | 0 |
| Fred Warner | 8 | 5 | 3 | 0.0 | 0.0 | 0 |
| Dre Greenlaw | 6 | 3 | 3 | 0.0 | 0.0 | 0 |

| FIELD GOALS | FGM/FGA | PERCENT | RESULTS |
|--------------|------------|--------------|---------------|
| Jake Moody | 3-3 | 100.0 | 41G, 32G, 40G |
| TOTAL | 3-3 | 100.0 | |

PITTSBURGH STEELERS

| PASSING | ATT | CP | YDS | SK/YD | TD | LG | INT | RTG |
|---------------|-----------|-----------|------------|-------------|----------|-----------|----------|-------------|
| Kenny Pickett | 46 | 31 | 232 | 5/34 | 1 | 31 | 2 | 68.4 |
| TOTAL | 46 | 31 | 232 | 5/34 | 1 | 31 | 2 | 68.4 |

| RUSHING | ATT | YDS | AVG | LG | TD |
|---------------|-----------|-----------|------------|-----------|----------|
| Najee Harris | 6 | 31 | 5.2 | 24 | 0 |
| Jaylen Warren | 3 | 6 | 2.0 | 3 | 0 |
| Kenny Pickett | 1 | 4 | 4.0 | 4 | 0 |
| TOTAL | 10 | 41 | 4.1 | 24 | 0 |

| RECEIVING | NO | YDS | AVG | LG | TD |
|-----------------------|-----------|------------|------------|-----------|----------|
| Calvin Austin III | 6 | 37 | 6.2 | 13 | 0 |
| Allen Robinson II | 5 | 64 | 12.8 | 31 | 0 |
| George Pickens | 5 | 36 | 7.2 | 9 | 0 |
| Jaylen Warren | 5 | 12 | 2.4 | 9 | 0 |
| Diontae Johnson | 3 | 48 | 16.0 | 26 | 0 |
| Connor Heyward | 2 | 19 | 9.5 | 11 | 0 |
| Anthony McFarland Jr. | 2 | 11 | 5.5 | 6 | 0 |
| Najee Harris | 2 | 2 | 1.0 | 4 | 0 |
| Pat Freiermuth | 1 | 3 | 3.0 | 3t | 1 |
| TOTAL | 31 | 232 | 7.5 | 31 | 1 |

| TOP DEFENSE | TOT | SOLO | AST | SCK | YDS | INT |
|-----------------|-----|------|-----|-----|-----|-----|
| Kwon Alexander | 8 | 7 | 1 | 0.0 | 0.0 | 0 |
| Elandon Roberts | 8 | 6 | 2 | 0.0 | 0.0 | 0 |
| Alex Highsmith | 7 | 4 | 3 | 0.0 | 0.0 | 0 |

| FIELD GOALS | FGM/FGA | PERCENT | RESULTS |
|-------------|----------------|---------|---------|
| | No Field Goals | | |

Team Statistics

| | | |
|------------------------------|----------|----------|
| First Downs | 22 | 15 |
| 3rd-Down Eff. (Made/Att/Pct) | 6/13/46% | 5/15/33% |
| 4th-Down Eff. (Made/Att/Pct) | 1/1/100% | 1/3/33% |
| Total Net Yards | 391 | 239 |
| Total Plays | 66 | 61 |
| Yards Per Play | 5.9 | 3.9 |
| Rushes/Net Yards | 34/188 | 10/41 |
| Net Passing | 203 | 198 |
| Pass Attempts/Completions | 29/19 | 46/31 |
| Had Intercepted | 0 | 2 |
| Sacked/Yards Lost | 3/17 | 5/34 |
| Punts/Average | 3/44.7 | 6/42.3 |
| Penalties/Yards | 11/85 | 6/60 |
| Fumbles/Lost | 3/1 | 0/0 |
| Possession Time | 37:23 | 22:37 |

49ers Steelers



Pittsburgh 0
Philadelphia 21



1947 NFL DIVISIONAL (DEC. 21, 1947)

PHILADELPHIA — The Eagles of coach Earle (Greasy) Neale were on the rise, destined to play the next three NFL title games, whereas Jock Sutherland's Steelers—the last of the Single-Wing offenses to make the playoffs—would have only one winning season in the next decade and that is how each played.

The Eagles capitalized early on a Pittsburgh error. Pete Pihos blocked a punt by Bob Cifers, and the Eagles gained possession at the Steelers' 14. Two plays later, Tommy Thompson threw a 15-yard touchdown pass to Steve Van Buren. The next period, Thompson went to the air again and found Jack Ferrante for 28 yards and a score that made it 14-0.

In the third quarter, the punting game again got the Steelers into trouble. Cifers out-kicked his coverage and Bosh Pritchard wound his way through the Pittsburgh defense, going 79 yards for the final score.

Going into the game the Steelers were torn by controversy. The players demanded an extra paycheck for the playoff. Although they got their money, they outraged their coach Jock Sutherland, who proceeded to hold his pre-game practices outdoors in the snow and ice.

GAME SUMMARY

| | 1 | 2 | 3 | 4 | F |
|----------|---|---|---|---|----|
| STEELERS | 0 | 0 | 0 | 0 | 0 |
| Eagles | 7 | 7 | 7 | 0 | 21 |

| TEAM | Q | PLAY | SCORE |
|------|---|---|-------|
| PHI | 1 | Van Buren 15 pass from Thompson (Patton kick) | 0-7 |
| PHI | 2 | Ferrante 28 pass from Thompson (Patton kick) | 0-14 |
| PHI | 3 | Pritchard 79 punt return (Patton kick) | 0-21 |



Pittsburgh 10
Detroit 17



1962 PLAYOFF BOWL (JAN. 6, 1963)

MIAMI — The Steelers and Lions met in the third game of what was known as the Playoff Bowl. From 1960-66, the Playoff Bowl was played in Miami, Fla., consisting of the runners-up in each division. Detroit won its third consecutive Playoff Bowl, a 17-10 victory over the Steelers.

In what was a very physical game, the Steelers lost three key starters throughout the game. Halfback Willie Daniel sustained a concussion and a broken jaw, eventual Hall-of-Fame fullback John Henry Johnson left the game with a concussion, and tackle Dan James fractured his leg.

The Lions had the only scoring opportunity of the first quarter, however, a Wayne Walker 27-yard field goal attempt was wide left. He had a second chance in the second quarter and connected to give the Lions a 3-0 lead. The Steelers answered with a five-yard touchdown run by Dick Hoak, giving them a 7-3 lead. Detroit scored on their following drive thanks to a 20-yard pass from Milt Plum to Ken Webb, to give the Lions a 10-7 lead at halftime.

The Steelers tied the game halfway through the third quarter when Lou Michaels kicked a 40-yard field goal.

Detroit clinched the game with an 80-yard, four-play drive. Plum hit Dan Lewis for a gain of 73 yards. Then Ken Webb clinched the victory for the Lions with a three-yard touchdown run.

Bobby Layne replaced Ed Brown at quarterback with 7:46 remaining in the game and almost completed a Steelers' comeback. However, his effort fell short. Layne did complete 4-of-8 passes for 69 yards and one interception.

GAME SUMMARY

| | 1 | 2 | 3 | 4 | F |
|----------|---|----|---|---|----|
| STEELERS | 0 | 7 | 3 | 0 | 10 |
| Lions | 0 | 10 | 7 | 0 | 17 |

| TEAM | Q | PLAY | SCORE |
|------|---|--------------------------------------|-------|
| DET | 2 | Walker 27 FG | 0-3 |
| PIT | 2 | Hoak 5 run (Michaels kick) | 7-3 |
| DET | 2 | Webb 20 pass from Plum (Walker kick) | 7-10 |
| PIT | 3 | Michaels 40 FG | 10-10 |
| DET | 3 | Webb 2 run (Walker kick) | 10-17 |



Oakland 7
Pittsburgh 13



1972 AFC DIVISIONAL PLAYOFF (DEC. 23, 1972)

PITTSBURGH — Two unusual plays, one perhaps the oddest—and certainly the most controversial—in the long history of professional football, provided most of the offense in the final two minutes of what had been a tension-filled defensive struggle.

Field goals of 18 and 20 yards by Roy Gerela had given Pittsburgh a 6-0 lead. QB Ken Stabler erased it as he scrambled 30 yards on a broken play to put Oakland in front with one minute and 13 seconds remaining.

Down to their last play, the Steelers were 60 yards from the Oakland goal when rookie Franco Harris made an incredible shoe-top catch off a ricocheted pass and ran 42 yards for the TD.

The dispute on the game-winning play centered on whether the flight of the ball was altered by the contact of Oakland's Jack Tatum or the Steelers' John "Frenchy" Fuqua.

GAME SUMMARY

| | 1 | 2 | 3 | 4 | F |
|----------|---|---|---|----|----|
| Oakland | 0 | 0 | 0 | 7 | 7 |
| STEELERS | 0 | 0 | 3 | 10 | 13 |

| TEAM | Q | PLAY | DRIVE | SCORE |
|------|---|--|-------------|-------|
| PIT | 3 | Gerela 18 FG | 12-78, 5:08 | 3-0 |
| PIT | 4 | Gerela 29 FG | 5-13, 2:15 | 6-0 |
| OAK | 4 | Stabler 30 run (Blanda kick) | 12-80, 2:29 | 6-7 |
| PIT | 4 | Harris 60 pass from Bradshaw (Gerela kick) | 6-80, 1:13 | 13-7 |

INDIVIDUAL STATS

| | |
|------------------|---|
| RUSHING | PIT: Harris 18-64; Fuqua 16-25; Bradshaw 2-19. |
| | OAK: Hubbard 14-44; Smith 14-57; Davis 2-7; Stabler 1-30, 1 TD. |
| | PIT: Bradshaw 25-11-1, 175 1 TD. |
| PASSING | OAK: Lamonica 18-6-2, 45; Stabler 12-6-0, 57. |
| | PIT: Shanklin 3-55; Harris 5-96, 1 TD; McMakin 1-9; Young 1-4; Fuqua 1-11. |
| RECEIVING | OAK: Hubbard 1-2; Biletnikoff 3-28; Smith 2-8; Chester 3-40; Otto 1-5; Banaszak 1-12; Siani 1-7. |

TEAM STATS

| | Raiders | Steelers |
|-----------------|------------|------------|
| First Downs | 13 (9-4-0) | 13 (7-6-0) |
| Third Downs | 5-16 (31%) | 6-18 (33%) |
| Total Net Yds | 216 | 252 |
| Plays-Avg. | 65-3.5 | 64-4.0 |
| Rushing Yds | 138 | 108 |
| Att.-Avg. | 31-4.5 | 36-3.0 |
| Passing Yds | 78 | 144 |
| Sacked by Opp. | 4-24 | 3-31 |
| Att.-Comp.-Int. | 30-12-2 | 25-11-1 |
| Punts-Avg. | 7-45.1 | 7-48.2 |
| Penalties | 2-15 | 1-5 |
| Fumbles-Lost | 3-2 | 0-0 |



Miami 21
Pittsburgh 17



1972 AFC CHAMPIONSHIP (DEC. 31, 1972)

PITTSBURGH — The Steelers stumbled on the last step to a Super Bowl berth when QB Bob Griese rallied the unbeaten Miami Dolphins.

Actually, the outcome may have been determined on a trick play. With the Steelers leading 7-0 by virtue of a TD the first time they had the ball, Larry Seiple ran 37 yards on a fake punt deep into Pittsburgh territory.

The play took away the Steelers' early momentum and led to the Dolphins tying score. After a field goal early in the third quarter gave Pittsburgh its last lead, Abris took over from Earl Morrall and drove his team 80 yards for the go-ahead TD.

A blocked field goal attempt paved the way for Miami's third TD. Terry Bradshaw made it necessary as he returned to the game after suffering a first quarter head injury. He completed four straight passes for 71 yards to pull his team within four points, but two interceptions ended Pittsburgh's Cinderella season.

GAME SUMMARY

| | 1 | 2 | 3 | 4 | F |
|----------|---|---|---|---|----|
| Dolphins | 0 | 7 | 7 | 7 | 21 |
| STEELERS | 7 | 0 | 3 | 7 | 17 |

| TEAM | Q | PLAY | DRIVE | SCORE |
|------|---|---|-------------|-------|
| PIT | 1 | Mullins fumble recovery in E2 (Gerela kick) | 11-48, 6:44 | 7-0 |
| MIA | 2 | Csonka 9 pass from Morrall (Yepremian kick) | 6-54, 3:03 | 7-7 |
| PIT | 3 | Gerela 14 FG | 9-73, 4:00 | 10-7 |
| MIA | 3 | Kiick 2 run (Yepremian kick) | 12-80, 6:29 | 10-14 |
| MIA | 4 | Kiick 3 run (Yepremian kick) | 11-49, 5:22 | 10-21 |
| PIT | 4 | Young 12 pass from Bradshaw (Gerela kick) | 4-71, 2:04 | 17-21 |

INDIVIDUAL STATS

| | |
|------------------|---|
| RUSHING | MIA: Morris 16-76; Csonka 24-68; Seiple 1-37; Kiick 8-12, 2 TD. |
| | PIT: Harris 16-76; Fuqua 8-47; Bradshaw 2-5. |
| PASSING | MIA: Morrall 11-7-1, 51, 1 TD; Griese 5-3-0, 70. |
| | PIT: Bradshaw 10-5-2, 80, 1 TD; Hanratty 10-5-0, 57. |
| RECEIVING | MIA: Fleming 5-50; Warfield 2-63; Csonka 1-9, 1 TD; Mandich 1-5; Morris 1-(6). |
| | PIT: Young 4-54, 1 TD; Shanklin 2-49; Harris 2-3; McMakin 1-22; Brown 1-9. |

TEAM STATS

| | Raiders | Steelers |
|-----------------|-------------|------------|
| First Downs | 19 (11-6-2) | 13 (6-6-1) |
| Third Downs | 9-20 (45%) | 5-12 (42%) |
| Total Net Yds | 314 | 250 |
| Plays-Avg. | 65-4.8 | 46-5.4 |
| Rushing Yds | 193 | 128 |
| Att.-Avg. | 49-3.9 | 26-4.9 |
| Passing Yds | 121 | 122 |
| Att.-Comp.-Int. | 16-10-1 | 20-10-2 |
| Punts-Avg. | 4-35.5 | 4-51.3 |
| Penalties | 2-19 | 4-30 |
| Fumbles-Lost | 0-0 | 2-0 |



Pittsburgh 14
Oakland 33



1973 AFC WILD CARD (DEC. 22, 1973)

OAKLAND — The Raiders got a full measure of revenge for three straight losses to the Steelers, including one on the opening round of the AFC playoffs in 1972.

Oakland drove 80 yards for a touchdown the first time they had the ball and quarterback Ken Stabler mixed a strong inside running game with accurate short passes, a pattern he was to follow all afternoon.

A Steelers' touchdown late in the second quarter narrowed the halftime score to 10-7.

The Raiders added field goals on their first two third-quarter possessions. Two plays after the second one Willie Brown picked off a Terry Bradshaw pass in the flat and returned it 54 yards to put the game out of reach.

A fourth George Blanda field goal preceded Bradshaw's second touchdown pass—a 26-yarder to Frank Lewis.

GAME SUMMARY

| | 1 | 2 | 3 | 4 | F |
|----------|---|---|----|----|----|
| STEELERS | 0 | 7 | 0 | 7 | 14 |
| Raiders | 7 | 3 | 13 | 10 | 33 |

| TEAM | Q | PLAY | SCORE |
|------|---|--|-------|
| OAK | 1 | Hubbard 1 run (Blanda kick) | 0-7 |
| OAK | 2 | Blanda 25 FG | 0-10 |
| PIT | 2 | Pearson 4 pass from Bradshaw (Gerela kick) | 7-10 |
| OAK | 3 | Blanda 31 FG | 7-13 |
| OAK | 3 | Blanda 22 FG | 7-16 |
| OAK | 3 | Brown 54 interception return (Blanda kick) | 7-23 |
| OAK | 4 | Blanda 10 FG | 7-26 |
| PIT | 4 | Lewis 26 pass from Bradshaw (Gerela kick) | 14-26 |
| OAK | 4 | Hubbard 1 run (Blanda kick) | 14-33 |

INDIVIDUAL STATS

| | |
|--|--|
| RUSH | PIT: Harris 10-29; Pearson 4-14; Fuqua 3-13; Bradshaw 3-9. |
| | OAK: Hubbard 20-91, 2 TD; Smith 17-73; Davis 12-48; Banaszak 5-17; Moore 1-3. |
| | PASS |
| PIT: Bradshaw 12-25-3, 167, 2 TD. | |
| OAK: Stabler 14-17-0, 142. | |
| REC | PIT: Lewis 4-70, 1 TD, Fuqua 4-52; B. Pearson 2-71 TD; P. Pearson 1-24; Williams 1-14. |
| | OAK: Siani 5-68; Moore 3-26; Smith 2-10; Hubbard 1-17; Biletnikoff 1-8; Branch 1-8; Banaszak 1-5. |

TEAM STATS

| | Steelers | Raiders |
|-----------------|-------------|-------------|
| First Downs | 15 (2-10-3) | 24 (14-8-2) |
| Third Downs | 5-11 (45%) | 10-17 (59%) |
| Total Net Yds | 223 | 361 |
| Plays-Avg. | 46-4.8 | 74-4.8 |
| Rushing Yds | 65 | 232 |
| Att.-Avg. | 20-3.2 | 55-4.2 |
| Passing Yds | 158 | 129 |
| Att.-Comp.-Int. | 25-12-3 | 17-14-0 |
| Punts-Avg. | 5-41.6 | 2-39.0 |
| Penalties | 4-60 | 9-75 |



Buffalo 14
Pittsburgh 32



1974 AFC DIVISIONAL PLAYOFF (DEC. 22, 1974)

PITTSBURGH — The Steelers' offense took the pressure off their defensive teammates early by exploding for four second-quarter touchdowns as Terry Bradshaw played one of the finest games of his pro career.

Trailing 7-3 after young Joe Ferguson led the Bills on a well-executed 56-yard drive, the Steelers went ahead for good when Bradshaw connected with Rocky Bleier for a 27-yard scoring toss. Before the halftime intermission, Franco Harris ripped off three touchdown runs in less than five minutes to tie an NFL record and put the game out of Buffalo's reach.

Harris' middle score was set up by Lynn Swann's sensational diving catch on the Buffalo four-yard line that was the game's biggest play and probably the turning point.

The game's most crucial turnover, a Jim Braxton fumble after he had run 30 yards into Steelers' territory, preceded that Pittsburgh series.

The big halftime margin forced the Bills out of their normal ball-control offense and Ferguson was greatly handicapped as he threw 15 times in the second half against a stacked defense. While Buffalo played catch-up, the Steelers were content to run the ball. Bradshaw threw just five times in the final half.

GAME SUMMARY

| | 1 | 2 | 3 | 4 | F |
|----------|---|----|---|---|----|
| Bills | 7 | 0 | 7 | 0 | 14 |
| STEELERS | 3 | 26 | 0 | 3 | 32 |

| TEAM | Q | PLAY | SCORE |
|------|---|---|-------|
| PIT | 1 | Gerela 21 FG | 0-3 |
| BUF | 1 | Seymour 22 pass from Ferguson (Leyboldt kick) | 7-3 |
| PIT | 2 | Bleier 27 pass from Bradshaw (kick failed) | 7-9 |
| PIT | 2 | Harris 1 run (Gerela kick) | 7-16 |
| PIT | 2 | Harris 4 run (kick failed) | 7-22 |
| PIT | 2 | Harris 1 run (Gerela kick) | 7-29 |
| BUF | 3 | Simpson 3 pass from Ferguson (Leyboldt kick) | 14-29 |
| PIT | 4 | Gerela 22 FG | 14-32 |

INDIVIDUAL STATS

| | |
|--|---|
| RUSH | BUF: Simpson 15-49; Braxton 5-48; Ferguson 1-3. |
| | PIT: Harris 24-74, 2 TD; Bradshaw 5-48; Bleier 14-45; Davis 5-32; Swann 2-24; Gilliam 1-12. |
| | PASS |
| BUF: Ferguson 26-11-0, 164, 2 TD. | |
| PIT: Bradshaw 19-12-0 203, 1 TD; Gilliam 2-0-0. | |
| REC | BUF: Hill 4-59; Simpson 3-37; Seymour 2-35; Rasha 1-25; Braxton 1-8. |
| | PIT: Swann 3-60; Bleier 3-54, 1 TD; Lewis 2-18; Brown 1-29; McMakin 1-22; Shanklin 1-15; Harris 1-5. |

TEAM STATS

| | Bills | Steelers |
|-----------------|-------------|-------------|
| First Downs | 15 (5-10-0) | 29 (18-9-2) |
| Third Downs | 3-11 (27%) | 7-14 (50%) |
| Total Net Yds | 264 | 438 |
| Plays-Avg. | 47-5.6 | 72-6.1 |
| Rushing Yds | 100 | 235 |
| Att.-Avg. | 21-4.8 | 51-4.6 |
| Passing Yds | 164 | 203 |
| Att.-Comp.-Int. | 26-11-0 | 21-12-0 |
| Punts-Avg. | 5-39.4 | 3-38.7 |
| Penalties | 3-15 | 2-10 |



Pittsburgh 24
Oakland 13



1973 AFC CHAMPIONSHIP (DEC. 29, 1974)

OAKLAND — The Steelers combined the power running of Franco Harris and Rocky Bleier with a defense that held the Raiders to an incredible 29 yards rushing and intercepted three Ken Stabler passes en route to a 24-13 victory.

The Steelers took command of the game after Stabler combined with Cliff Branch on a 38-yard touchdown pass to give the Raiders a 10-3 lead in the third quarter.

The teams had traded first half field goals. Taking the kickoff following Branch's score, the Steelers grinded out 61 yards in nine plays with Harris blasting up the middle for eight yards and the touchdown on the first play of the fourth quarter. Jack Ham's second interception of the day paved the way to the Steelers' winning score. He returned it 24 yards to the Oakland nine.

Terry Bradshaw, who played another outstanding game, hit Lynn Swann in the end zone for the touchdown. The Raiders added a second field goal but it was the end of the line for them as the Steeler defense totally dominated the line of scrimmage.

J.T. Thomas' interception with just over a minute to play ended any Oakland comeback hopes. Harris followed with a 21-yard touchdown run.

GAME SUMMARY

| | 1 | 2 | 3 | 4 | F |
|----------|---|---|---|----|----|
| STEELERS | 0 | 3 | 0 | 21 | 24 |
| Raiders | 3 | 0 | 7 | 3 | 13 |

| TEAM | Q | PLAY | SCORE |
|------|---|---|------------------|
| OAK | 1 | Blanda 40 FG | 7-41, 2:45 0-3 |
| PIT | 2 | Gerela 23 FG | 9-50, 5:12 3-3 |
| OAK | 3 | Branch 38 pass from Stabler (Blanda kick) | 8-80, 4:10 3-10 |
| PIT | 4 | Harris 8 run (Gerela kick) | 9-61, 4:59 10-10 |
| PIT | 4 | Swann 6 pass from Bradshaw (Gerela kick) | 4-9, 1:23 17-10 |
| OAK | 4 | Blanda 24 FG | 9-85, 4:00 17-13 |
| PIT | 4 | Harris 21 run (Gerela kick) | 2-24, 0:13 24-13 |

INDIVIDUAL STATS

| | |
|------|--|
| RUSH | PIT: Harris 29-111, 2 TD; Bleier 18-98; Bradshaw 3-15. OAK: Davis 10-16; Banaszak 3-7; Hubbard 7-6; Stabler 1-0. |
| | PIT: Bradshaw 17-8-1, 95, 1 TD. OAK: Stabler 36-19-3 271, 1 TD. |
| REC | PIT: Brown 2-37; Bleier 2-25; Swann 2-17, 1 TD; Stallworth. OAK: Branch 9-186, 1 TD; Moore 4-32; Biletnikoff 3-45; Davis 2-8; Banaszak 1-0. |

TEAM STATS

| | Steelers | Raiders |
|-----------------|-------------|-------------|
| First Downs | 20 (11-7-2) | 15 (0-13-2) |
| Third Downs | 9-16 (56%) | 4-13 (31%) |
| Total Net Yards | 305 | 278 |
| Plays-Avg. | 67-4.6 | 57-4.8 |
| Rushing Yards | 224 | 29 |
| Att.-Avg. | 50-4.5 | 21-1.4 |
| Passing Yards | 81 | 249 |
| Att.-Comp.-Int. | 17-8-1 | 36-19-3 |
| Punts-Avg. | 4-41.0 | 5-43.4 |
| Penalties-Yds. | 4-30 | 5-60 |
| Fumbles-Lost | 3-2 | 0-0 |



Baltimore 10
Pittsburgh 28



1975 AFC DIVISIONAL PLAYOFF (DEC. 27, 1975)

PITTSBURGH — Franco Harris ran for an AFC playoff record 153 yards but it was Mel Blount's interception late in the third quarter that provided the Steelers with the impetus to overcome a 10-7 Baltimore lead, propelling the Steelers to a 28-10 victory.

Following Jack Ham's interception, the Steelers put together a 61-yard, four-play drive, highlighted by Frank Lewis' sensational one-handed 34-yard catch, to take a 7-0 lead late in the first quarter.

Playing without regular quarterback Bert Jones, the Colts used a Lloyd Mumphord interception to tie the game on Marty Domres' pass to Glenn Doughty.

Another turnover, one of four by the Steelers, a fumble by Harris at his own 19, gave the Colts a field goal and their only lead of the game. Three minutes later Blount made his steal and Bleier scored standing up on the first play.

The Pittsburgh defense stiffened, holding the Colts without a first down on their next three possessions. The Steelers put it out of reach with Terry Bradshaw's gummy two-yard touchdown run which capped a 39-yard drive.

GAME SUMMARY

| | 1 | 2 | 3 | 4 | F |
|----------|---|---|---|----|----|
| Colts | 0 | 7 | 3 | 0 | 10 |
| STEELERS | 7 | 0 | 7 | 14 | 28 |

| TEAM | Q | PLAY | DRIVE | SCORE |
|------|---|---|------------|-------|
| PIT | 1 | Harris 8 run (Gerela kick) | 4-61, 1:30 | 7-0 |
| BAL | 1 | Doughty 5 pass from Domres (Linhart kick) | 5-19, 2:33 | 7-7 |
| BAL | 3 | Linhart 24 FG | 7-15, 2:54 | 7-10 |
| PIT | 3 | Bleier 7 run (Gerela kick) | 1-7, 0:05 | 14-10 |
| PIT | 4 | Bradshaw 2 run (Gerela kick) | 7-39, 2:21 | 21-10 |
| PIT | 4 | Russell 93 fumble return (Gerela kick) | — | 28-10 |

INDIVIDUAL STATS

| | |
|------|---|
| RUSH | BLT: Mitchell 26-63; Domres 4-17; Jones 2-6; Olds 5-6; McCauley 3-3; Carr 1-(-13). PIT: Harris 27-153, 1 TD; Bleier 12-28, 1 TD; Bradshaw 3-22; Collier 1-8. |
| | BLT: Jones 11-6-0, 91; Domres 11-2-2, 9, 1 TD. PIT: Bradshaw 13-8-2, 103. |
| REC | BLT: Mitchell 4-20; Doughty 2-63; McCauley 1-9; Kennedy 1-8. PIT: Lewis 3-65; Swann 2-15; Bleier 2-14; Brown 1-9. |

TEAM STATS

| | Colts | Steelers |
|-----------------|------------|-------------|
| First Downs | 10 (4-4-2) | 16 (13-3-0) |
| Third Downs | 6-21 (28%) | 4-12 (33%) |
| Total Net Yards | 154 | 287 |
| Plays-Avg. | 68-2.3 | 59-4.9 |
| Rushing Yards | 82 | 211 |
| Att.-Avg. | 41-2.3 | 43-4.9 |
| Passing Yards | 72 | 76 |
| Att.-Comp.-Int. | 22-8-2 | 13-8-2 |
| Punts-Avg. | 9-40.1 | 4-39.8 |
| Penalties-Yds. | 2-1 | 3-3 |
| Fumbles-Lost | 6-53 | 5-45 |



Oakland 10
Pittsburgh 16



1975 AFC CHAMPIONSHIP (JAN. 4, 1976)

PITTSBURGH — In a game that was not decided until the final play, the Steelers overcame eight turnovers, including a lost onside kick, which gave the Raiders a final opportunity to win, for a 16-10 victory.

The game was played on an icy field with temperatures in the teens and strong, gusty winds.

Oakland intercepted two passes in the first quarter but the best they could get out of them was a missed 38-yard field goal. The Steelers took advantage of the initial Raider turnover, the first of Mike Wagner's two interceptions and a 20-yard return, to get on the board with a field goal.

The Steelers missed two field-goal attempts, 44- and 48-yard tries, in a third quarter in which the Raiders committed three turnovers to the Steelers' one.

Franco Harris completed a 70-yard drive when he found the middle jammed and swung around his left side for 25 yards scoring the game's first TD on the second play of the final quarter.

Ken Stabler responded with a 60-yard, six-pass drive to reduce the Steeler lead to three again.

Another Oakland fumble, which Jack Lambert grabbed for his third recovery of the game on the Oakland 25, set up the final Steelers score. While the Steelers were running out the clock, Harris fumbled and the Raiders quickly moved into position for a 41-yard field goal. The Steelers committed their third fumble in the final five minutes of the game on the ensuing onside kickoff but time ran out on the Raiders.

GAME SUMMARY

| | 1 | 2 | 3 | 4 | F |
|----------|---|---|---|----|----|
| Raiders | 0 | 0 | 0 | 10 | 10 |
| STEELERS | 0 | 3 | 0 | 13 | 16 |

| TEAM | Q | PLAY | DRIVE | SCORE |
|------|---|---|------------|-------|
| PIT | 2 | Gerela 36 FG | 5-31, 2:29 | 3-0 |
| PIT | 4 | Harris 25 run (Gerela kick) | 5-70, 2:15 | 10-0 |
| OAK | 4 | Siani 14 pass from Stabler (Blanda kick) | 6-60, 1:45 | 10-7 |
| PIT | 4 | Stallworth 20 pass from Bradshaw (snap fumbled) | 3-25, 1:18 | 16-7 |
| OAK | 4 | Blanda 41 FG | 6-41, 1:14 | 16-10 |



Baltimore 14
Pittsburgh 40



1976 AFC DIVISIONAL PLAYOFF (DEC. 19, 1976)

PITTSBURGH — The Steelers struck quick with a 76-yard touchdown pass from Terry Bradshaw to Frank Lewis on the game's third play en route to setting league marks for total yardage and a then-team postseason record for points, with a 40-14 win.

Terry Bradshaw played the finest game of his career, setting then-personal highs by completing 78 percent of his passes for three touchdowns.

The Steelers scored five of the first six times they had the ball and their 17-point second quarter sealed the victory.

First-half interceptions by Mike Wagner and Glen Edwards and five quarterback sacks, two by Andy Russell on successive plays, paced the defense.

However, the victory was a very costly one, which would take its toll one week later.

Both Franco Harris and Rocky Bleier suffered injuries which sidelined them for the AFC title game. Harris was hurt early in the third quarter after rushing for 132 yards. Frenchy Fuqua and Reggie Harrison picked up the slack, making large contributions rushing and receiving.

GAME SUMMARY

| | 1 | 2 | 3 | 4 | F |
|----------|---|----|---|----|----|
| STEELERS | 9 | 17 | 0 | 14 | 40 |
| Colts | 7 | 0 | 0 | 7 | 14 |

| TEAM | Q | PLAY | DRIVE | SCORE |
|------|---|---|------------|-------|
| PIT | 1 | Lewis 76 pass from Bradshaw (kick failed) | 3-78, 1:28 | 6-0 |
| PIT | 1 | Gerela 45 FG | 8-50, 4:06 | 9-0 |
| BAL | 1 | Carr 17 pass from Jones (Linhart kick) | 9-69, 5:04 | 9-7 |
| PIT | 2 | Harrison 1 run (Gerela kick) | 6-32, 3:00 | 16-7 |
| PIT | 2 | Swann 29 pass from Bradshaw (Gerela kick) | 5-54, 1:45 | 23-7 |
| PIT | 2 | Gerela 25 FG | 5-39, 0:36 | 26-7 |
| PIT | 4 | Swann 11 pass from Bradshaw (Gerela kick) | 9-68, 4:34 | 33-7 |
| BAL | 4 | Leaks 1 run (Linhart kick) | 9-65, 3:17 | 33-14 |
| PIT | 4 | Harrison 10 run (Mansfield kick) | 5-50, 3:04 | 40-14 |

INDIVIDUAL STATS

| | |
|------|---|
| RUSH | PIT: Harris 18-132; Fuqua 11-54; Harrison 10-40, 2 TD; Bleier 1(-1). |
| | BLT: Mitchell 16-55; Leaks 4-12, 1 TD; McCauley 1-1; Jones 2-3. |
| | PIT: Bradshaw 18-14-0, 264, 3 TD; Kruzcek 6-5-0, 44. |
| PASS | BLT: Jones 25-11-2, 144, 1 TD. |
| | PIT: Swann 5-77, 2 TD; Harrison 4-37; Harris 3-24; Lewis 2-103, 1 TD; Fuqua 2-34; Bell 2-25; Stallworth 1-8. |
| REC | BLT: Mitchell 5-42, Chester 3-42; Carr 2-35; Doughty 1-25. |

TEAM STATS

| | Steelers | Colts |
|-----------------|--------------|------------|
| First Downs | 29 (12-15-2) | 16 (4-8-4) |
| Third Downs | 9-10 (90%) | 4-9 (44%) |
| Total Net Yards | 526 | 170 |
| Plays-Avg. | 65-8.1 | 53-3.2 |
| Rushing Yards | 225 | 71 |
| Att.-Avg. | 40-5.6 | 23-3.1 |
| Passing Yards | 301 | 99 |
| Att.-Comp.-Int. | 24-19-0 | 25-11-2 |
| Punts-Avg. | 1-33 | 4-40.5 |
| Fumbles-Lost | 2-1 | 0-0 |
| Penalties-Yds. | 12-81 | 7-59 |

INDIVIDUAL STATS

| | |
|------|---|
| RUSH | OAK: Banaszak 8-33; Hubbard 10-30; C. Davis 13-29; J. Phillips 1-1. |
| | PIT: Harris 27-79; Bradshaw 2-22; Bleier 10-16. |
| PASS | OAK: Stabler 42-18-2, 246, 1 TD. |
| | PIT: Bradshaw 25-15-3, 215, 1 TD. |
| REC | OAK: Siani 5-80, 1 TD; Casper 5-67; Branch 2-56; Banaszak 2-12; Moore 2-12; Hart 1-16; C. Davis 1-3. |
| | PIT: Harris 5-58; Grossman 4-36; Swann 2-45; Stallworth 2-30, 1 TD; Lewis 1-33; Brown 1-13. |

TEAM STATS

| | Raiders | Steelers |
|-----------------|-------------|-------------|
| First Downs | 18 (3-13-2) | 16 (5-10-1) |
| Third Downs | 7-18 (39%) | 5-13 (38%) |
| Total Net Yards | 321 | 332 |
| Plays-Avg. | 76-4.2 | 64-5.2 |
| Rushing Yards | 93 | 117 |
| Att.-Avg. | 32-2.9 | 39-3.0 |
| Passing Yards | 228 | 215 |
| Att.-Comp.-Int. | 42-18-2 | 25-15-3 |
| Punts-Avg. | 8-37.8 | 4-38.5 |
| Fumbles-Lost | 4-3 | 5-5 |
| Penalties-Yds. | 4-40 | 3-32 |



Pittsburgh 7
Oakland 24



1976 AFC CHAMPIONSHIP (DEC. 26, 1976)

OAKLAND — The Steelers and Raiders met for a fifth straight year in the playoffs and third season in a row for the AFC title.

The Raiders ended the Steelers seven-game postseason winning streak with a surprisingly strong running game and the timely passing of Ken Stabler, which they parlayed with a tenacious defense onto a 24-7 victory.

Oakland grabbed a 10-point lead on a pair of Steelers' errors. A partially blocked punt led to a field goal and an interception on a deflection that was returned to the one yard-line set up a touchdown.

Forced to throw because of injuries to Franco Harris and Rocky Bleier, neither of whom played, the Steelers fought back and on their next possession and went 75 yards with all but 16 coming through the air. However, the Raiders matched it by storming 69 yards to score with 23 seconds left in the half.

After their 63-yard scoring drive in the third quarter, the Raiders were content to play conservatively while the desperate Steelers were forced to play catch-up, something they were unable to do this day.

GAME SUMMARY

| | 1 | 2 | 3 | 4 | F |
|----------|---|----|---|---|----|
| STEELERS | 0 | 7 | 0 | 0 | 7 |
| Raiders | 3 | 14 | 7 | 0 | 24 |

| TEAM | Q | PLAY | DRIVE | SCORE |
|------|---|--|-------------|-------|
| OAK | 1 | Mann 39 FG | 7-38, 3:20 | 0-3 |
| OAK | 2 | Davis 1 run (Mann kick) | 3-1, 5:30 | 0-10 |
| PIT | 2 | Harrison 3 run (Mansfield kick) | 8-75, 5:00 | 7-10 |
| OAK | 2 | Bankston 4 pass from Stabler (Mann kick) | 14-69, 4:04 | 7-17 |
| OAK | 3 | Banaszak 5 pass from Stabler (Mann kick) | 12-63, 6:47 | 7-24 |

INDIVIDUAL STATS

| | |
|--|--|
| RUSH | PIT: Harrison 11-44, 1 TD; Fuqua 8-24; Bradshaw 1-4; Cunningham 1-0. |
| | DEN: Van Eeghen 22-66; Davis 11-54, 1 TD; Banaszak 15-46; Garrett 2-4; Casper 1-(-13). |
| | PASS |
| PIT: Bradshaw 35-14-1, 176. | |
| DEN: Stabler 16-10-0, 88, 2 TD; Rae 0-0-0, 0. | |
| REC | PIT: Cunningham 4-36; Swann 3-58; Fuqua 2-11; Harrison 2-10; Brown 1-32; Stallworth 1-18; Lewis 1-11. |
| | DEN: Branch 3-46; Bankston 2-11, 1 TD; Davis 2-7; Van Eeghen 1-14; Banaszak 1-5, 1 TD; Casper 1-5. |

TEAM STATS

| | Steelers | Raiders |
|-----------------|------------|------------|
| First Downs | 13 (3-8-2) | 15 (7-7-1) |
| Third Downs | 4-14 (28%) | 7-18 (39%) |
| Total Net Yards | 237 | 220 |
| Plays-Avg. | 59-4.0 | 68-3.3 |
| Rushing Yards | 72 | 157 |
| Att.-Avg. | 21-3.4 | 51-3.1 |
| Passing Yards | 165 | 63 |
| Att.-Comp.-Int. | 35-14-1 | 16-10-0 |
| Punts-Avg. | 7-37.3 | 7-44 |
| Fumbles-Lost | 1-0 | 2-0 |
| Penalties-Yds. | 5-29 | 7-34 |



Pittsburgh 21
Denver 34



1977 AFC DIVISIONAL PLAYOFF (DEC. 24, 1977)

DENVER — Making the same mistakes that typified their play during the regular season, the Steelers were eliminated in the opening round of the playoffs for the first time since 1973, losing to Denver 34-21.

Pittsburgh lost the football on four turnovers plus a blocked punt, which accounted for 24 of Denver's points. The blocked punt and a Franco Harris fumble set up short scoring drives of 17 and 10 yards which kept the Broncos in the game in the first half when the Steelers held a 183-44 edge in offensive yardage. Both Steelers touchdowns came on long, time-consuming drives in the second quarter as Harris ran for 82 yards in the first half with 60 of them coming during the two scoring efforts.

In the second half, the Steelers deserted their productive running game and rushed the ball just nine times with Harris getting it five times after carrying on 23 occasions in the initial 30 minutes. They were outgained by Denver, 214-121.

After stopping the Broncos four times from inside the two-yard line in the third quarter, the Steelers could not get out of the hole that led to Denver's third score, a first down pass for 30 yards.

The Steelers had one more comeback attempt left as they came from behind for the third time to even the score on a 60-yard, four-play march with all but one of the yards coming through the air.

After that, Pittsburgh got just one first down on its final three possessions and turned the ball over twice on interceptions to set up Denver's last 10 points.

The lone positive note for the Steelers was Harris becoming the first pro player to gain 1,000 yards in postseason play, pushing his total to 1,050.

GAME SUMMARY

| | 1 | 2 | 3 | 4 | F |
|----------|---|----|---|----|----|
| STEELERS | 0 | 14 | 0 | 7 | 21 |
| Broncos | 7 | 7 | 7 | 13 | 34 |

| TEAM | Q | PLAY | DRIVE | SCORE |
|------|---|--|-------------|-------|
| DEN | 1 | Lytle 7 run (Turner kick) | 4-17, 1:18 | 0-7 |
| PIT | 2 | Bradshaw 1 run (Gerela kick) | 11-56, 5:10 | 7-7 |
| DEN | 2 | Armstrong 10 run (Turner kick) | 1-10, 0:43 | 7-14 |
| PIT | 2 | Harris 1 run (Gerela kick) | 9-65, 2:23 | 14-14 |
| DEN | 3 | Odoms 30 pass from Morton (Turner kick) | 4-41, 0:51 | 14-21 |
| PIT | 4 | Brown 1 pass from Bradshaw (Gerela kick) | 4-61, 1:42 | 21-21 |
| DEN | 4 | Turner 44 FG | 7-39, 2:29 | 21-24 |
| DEN | 4 | Turner 35 FG | 4-2, 0:36 | 21-27 |
| DEN | 4 | Dolbin 34 pass from Morton (Turner kick) | 2-33, 0:13 | 21-34 |

INDIVIDUAL STATS

| | |
|--|--|
| RUSH | PIT: Harris 28-92, 1 TD; Bleier 7-14; Bradshaw 4-21, 1 TD. |
| | DEN: Lytle 12-26, 1 TD; Keyworth 5-20; Jensen 4-13; Armstrong 11-44, 1 TD; Morton 5-0. |
| | PASS |
| PIT: Bradshaw 37-19-3, 177, 1 TD. | |
| DEN: Morton 23-11-0, 164, 1 TD. | |
| REC | PIT: Harris 4-20; Cunningham 3-42; Swann 1-6; Stallworth 4-80; Bleier 2-10; Brown 1-1, 1 TD; Maxson 3-11; Grossman 1-7. |
| | DEN: Jensen 2-33; Odoms 5-43, 1 TD; Moses 2-45; Armstrong 1-9; Dolbin 1-34, 1 TD. |

TEAM STATS

| | Steelers | Broncos |
|-----------------|-------------|------------|
| First Downs | 18 (10-8-0) | 15 (5-9-1) |
| Third Downs | 11-22 (50%) | 4-13 (31%) |
| Total Net Yards | 304 | 258 |
| Plays-Avg. | 76-4.0 | 61-4.2 |
| Rushing Yards | 127 | 103 |
| Att.-Avg. | 39-3.3 | 37-2.8 |
| Passing Yards | 177 | 155 |
| Att.-Comp.-Int. | 37-19-3 | 23-11-0 |
| Punts-Avg. | 6-34.0 | 5-37.6 |
| Fumbles-Lost | 2-1 | 3-1 |
| Penalties-Yds. | 10-67 | 3-20 |



Denver 10
Pittsburgh 33



1978 AFC DIVISIONAL PLAYOFF (DEC. 30, 1978)

PITTSBURGH — Playing their first playoff game at home in three years, the Steelers advanced to the AFC Championship game for the fourth time in six years with one of their best overall performances ever in postseason play, defeating Denver, 33-10.

After falling behind 3-0, the Steelers scored touchdowns on back-to-back possessions to assume a commanding lead and were never seriously threatened thereafter.

The offense gained 425 yards, while Terry Bradshaw had a postseason career-high of 272 yards passing and was aided by the great touchdown receptions of John Stallworth and Lynn Swann, both of whom took balls away from Denver defenders in the end zone. Stallworth set a then-NFL Divisional Playoff record with his 10 catches. Franco Harris added four NFL postseason records he already held. He increased his totals to 1,155 yards, 282 rushing attempts, five 100-yard games and 12 touchdowns.

The Pittsburgh defense was no less than devastating, completely shutting down the Broncos' running game and marking the sixth straight game in which it did not allow 100 yards rushing. This forced Denver to go to a passing game and resulted in six quarterback sacks.

Joe Greene took away the Broncos early second-half momentum when he blocked a field goal attempt. Then Stallworth and Swann settled the issue with two big catches in a 32-second span of the fourth quarter. Sandwiched between those two plays was Rick Upchurch's fumble on the kickoff following Stallworth's big play, which Dennis Winston recovered.

GAME SUMMARY

| | 1 | 2 | 3 | 4 | F |
|----------|---|----|---|----|----|
| Broncos | 3 | 7 | 0 | 0 | 10 |
| STEELERS | 6 | 13 | 0 | 14 | 33 |

| TEAM | Q | PLAY | DRIVE | SCORE |
|------|---|--|------------|-------|
| DEN | 1 | Turner 37 FG | 5-6, 3:41 | 0-3 |
| PIT | 1 | Harris 1 run (kick failed) | 8-66, 3:14 | 6-3 |
| PIT | 2 | Harris 18 run (Gerela kick) | 4-43, 2:05 | 13-3 |
| PIT | 2 | Gerela 24 FG | 8-38, 2:20 | 16-3 |
| DEN | 2 | Preston 3 run (Turner kick) | 4-49, 1:00 | 16-10 |
| PIT | 2 | Gerela 27 FG | 7-45, 1:42 | 19-10 |
| PIT | 4 | Stallworth 48 pass from Bradshaw (Gerela kick) | 4-71, 2:14 | 26-10 |
| PIT | 4 | Swann 38 pass from Bradshaw (Gerela kick) | 2-29, 0:39 | 33-10 |

| | INDIVIDUAL STATS |
|-------------|---|
| RUSH | DEN: Keyworth 6-12; Lytle 5-6; Canada 1-3; Perrin 6-6; Preston 4-14, 1 TD; Weese 4-43; Armstrong 1-3. PIT: Harris 24-105, 2 TD; Bleier 8-26; Bradshaw 2-4; Thornton 2-4; Moser 2-6; Smith 1-4; Deloplaïne 1-4. |
| | PASS |
| | DEN: Morton 5-3-0, 34; Weese 16-8-0, 118; Dilts 1-1-0, 16. PIT: Bradshaw 29-16-1, 272, 2 TD. |
| REC | DEN: Moses 2-33; Dolbin 4-77; Lytle 1(-) 1; Perrin 2-16; Odoms 1-24; Preston 2-19. PIT: Stallworth 10-156, 1 TD; Grossman 4-64; Swann 2-52, 1 TD. |

| | TEAM STATS | |
|-----------------|------------|-------------|
| | Broncos | Steelers |
| First Downs | 15 (5-8-2) | 24 (9-11-4) |
| Third Downs | 3-14 (21%) | 6-14 (43%) |
| Total Net Yards | 218 | 425 |
| Plays-Avg. | 55-3.9 | 69-6.1 |
| Rushing Yards | 87 | 153 |
| Att.-Avg. | 27-3.2 | 40-3.8 |
| Passing Yards | 131 | 272 |
| Att.-Comp.-Int. | 22-12-0 | 29-16-1 |
| Punts-Avg. | 6-34 | 2-36 |
| Fumbles-Lost | 2-2 | 4-1 |
| Penalties-Yds. | 8-104 | 11-88 |



Houston 5
Pittsburgh 34



1978 AFC CHAMPIONSHIP (JAN. 7, 1979)

PITTSBURGH — The Steelers won their third AFC Championship in five years with an awesome offensive and defensive display, defeating the Houston Oilers, 34-5.

The game was played in a cold, steady rain which contributed to an NFL postseason record of 12 fumbles.

The Steelers built a 14-3 lead on touchdown runs by Franco Harris (seven yards) and Rocky Bleier (17 yards). They broke the game open with a 17-point burst in the last 52 seconds of the first half by capitalizing on three Houston fumbles. Both touchdowns in this span came on Terry Bradshaw passes to John Stallworth and Lynn Swann.

The Steelers quarterback was spectacular in completing 11-of-19 attempts for 200 yards while Dan Pastorini, his counterpart, was harassed by the Pittsburgh defense and the weather. He was intercepted five times and sacked on four occasions, and the tremendous Steelers pass rush forced him to throw most of the time under severe pressure.

Rookie Earl Campbell, the NFL's leading rusher, was limited to 26 yards on 15 carries in the first half and finished the game with just 62 yards on 22 attempts.

The Steelers' dominance was best exhibited by the first half yardage totals of 287 to 54. All-Pro linebacker Jack Ham was a standout with an interception, two fumble recoveries and a sack. The Steelers enjoyed great field position most of the game that was aided by 90 yards in interception returns and 91 yards on Theo Bell's six punt returns.

GAME SUMMARY

| | 1 | 2 | 3 | 4 | F |
|----------|----|----|---|---|----|
| Oilers | 0 | 3 | 2 | 0 | 5 |
| STEELERS | 14 | 17 | 3 | 0 | 34 |

| TEAM | Q | PLAY | DRIVE | SCORE |
|------|---|--|------------|-------|
| PIT | 1 | Harris 7 run (Gerela kick) | 5-57, 1:14 | 7-0 |
| PIT | 1 | Bleier 17 run (Gerela kick) | 2-17, 0:38 | 14-0 |
| HOU | 2 | Fritsch 19 FG | 5-16, 1:18 | 14-3 |
| PIT | 2 | Swann 29 pass from Bradshaw (Gerela kick) | 4-69, 0:25 | 21-3 |
| PIT | 2 | Stallworth 17 pass from Bradshaw (Gerela kick) | 2-17, 0:13 | 28-3 |
| PIT | 2 | Gerela 37 FG | 3-5, 0:14 | 31-3 |
| PIT | 3 | Gerela 22 FG | 6-9, 2:32 | 34-3 |
| HOU | 3 | Washington tackled Bleier for safety | — | 34-5 |

INDIVIDUAL STATS

| | |
|-------------|--|
| RUSH | HOU: Campbell 22-62; Woods 1-9; Coleman 1(-)5; Wilson 2-6. PIT: Harris 20-51, 1 TD; Bleier 10-45, 1 TD; Bradshaw 7-29; Thornton 3-22; Moser 3-7; Kruzcek 1(-)3. |
| | PASS |
| | HOU: Pastorini 26-12-5, 96. PIT: Bradshaw 19-11-2, 200, 2 TD; Kruzcek 0-0-0, 0. |
| REC | HOU: Caster 5-44; Wilson 5-33; Coleman 1-15; Campbell 1-4. PIT: Swann 4-98, 1 TD; Grossman 2-43; Bleier 4-42; Stallworth 1-17, 1 TD. |

TEAM STATS

| | Oilers | Steelers |
|-----------------|------------|-------------|
| First Downs | 10 (5-3-2) | 21 (8-11-2) |
| Third Downs | 1-11 (9%) | 1-9 (11%) |
| Total Net Yards | 142 | 379 |
| Plays-Avg. | 56-3.0 | 66-5.7 |
| Rushing Yards | 72 | 179 |
| Att.-Avg. | 26-2.8 | 47-3.8 |
| Passing Yards | 70 | 200 |
| Att.-Comp.-Int. | 26-12-5 | 19-11-2 |
| Punts-Avg. | 6-39.5 | 1-53 |
| Fumbles-Lost | 6-4 | 6-3 |
| Penalties-Yds. | 5-48 | 4-32 |



Miami 14
Pittsburgh 34



1979 AFC DIVISIONAL PLAYOFF (DEC. 30, 1979)

PITTSBURGH — The Steelers were flawless in the first quarter, controlling the football for more than 13 minutes and scoring touchdowns the first three times they had the ball en route to a 34-14 victory. Miami was able to run just seven plays for a net of two yards.

Pittsburgh converted four of four third-down plays in the opening period and was successful on 11-of-14 the entire game. In directing the three early drives, Terry Bradshaw completed 7-of-9 passes.

With a big cushion, the defense never gave Miami a chance, stopping the Dolphins without a score twice in the second quarter when they had first downs inside the Pittsburgh 10-yard line. Dennis Winston's interception ended one drive and a great goal-line stand the other.

At halftime the Steelers held a 229-35 edge in yardage and a 15-4 margin in first downs. For the game, the Dolphins, a ball-control team, rushed for 25 yards on 22 carries with 21 of those yards coming in the final quarter.

It was the fourth straight postseason game in which the Steelers had scored over 30 points. Bradshaw set a personal postseason record with 21 completions, and Franco Harris was the leading rusher for the 12th time in 15 postseason games increasing his all-time lead total to 1,357 yards and scored his 15th touchdown, another postseason record. The victory was the Steelers' 15th straight at home and sixth postseason win in a row at Three Rivers Stadium.

GAME SUMMARY

| | 1 | 2 | 3 | 4 | F |
|----------|----|---|---|---|----|
| Dolphins | 0 | 0 | 7 | 7 | 14 |
| STEELERS | 20 | 0 | 7 | 7 | 34 |

| TEAM | Q | PLAY | DRIVE | SCORE |
|------|---|---|-------------|-------|
| PIT | 1 | Thornton 1 run (Bahr kick) | 13-62, 6:53 | 7-0 |
| PIT | 1 | Stallworth 17 pass from Bradshaw (kick blocked) | 9-62, 1:55 | 13-0 |
| PIT | 1 | Swann 20 pass from Bradshaw (Bahr kick) | 6-56, 2:28 | 20-0 |
| MIA | 3 | Harris 7 pass from Griese (Von Schamann kick) | 2-11, 0:49 | 20-7 |
| PIT | 3 | Bleier 1 run (Bahr kick) | 12-69, 3:53 | 27-7 |
| PIT | 4 | Harris 5 run (Bahr kick) | 9-43, 5:08 | 34-7 |
| MIA | 4 | Csonka 1 run (Von Schamann kick) | 13-76, 5:48 | 34-14 |

INDIVIDUAL STATS

| | |
|------|--|
| RUSH | MIA: Csonka 10-20, 1 TD; Williams 8-1; Davis 2-12; Griese 1-1; Roberts 1(-)-9). |
| | PIT: Harris 21-83, 1 TD; Thornton 12-52, 1 TD; Bleier 4-13, 1 TD; Hawthorne 2-15; Anderson 1(-)-4). |
| | MIA: Griese 26-14-1, 118, 1 TD; Strock 14-8-1, 125. |
| PASS | PIT: Bradshaw 31-21-0, 230, 2 TD. |
| | MIA: Williams 6-26; Moore 5-93; Harris 3-61, 1 TD; Nathan 3-27; Davis 2-24; Hardy 2-12. |
| REC | PIT: Stallworth 6-86, 1 TD; Smith 4-41; Harris 5-32; Swann 3-37, 1 TD; Thornton 3-34. |

TEAM STATS

| | Dolphins | Steelers |
|-----------------|--------------|--------------|
| First Downs | 16 (21-11-3) | 27 (14-12-1) |
| Third Downs | 7-19 (36%) | 11-14 (78%) |
| Total Net Yards | 249 | 379 |
| Plays-Avg. | 65-3.8 | 72-5.3 |
| Rushing Yards | 25 | 159 |
| Att.-Avg. | 65-3.8 | 72-5.3 |
| Passing Yards | 224 | 220 |
| Att.-Comp.-Int. | 40-22-2 | 31-21-0 |
| Punts-Avg. | 4-36.3 | 2-29.5 |
| Fumbles-Lost | 0-0 | 3-3 |
| Penalties-Yds. | 4-35 | 8-41 |



Houston 13
Pittsburgh 27



1979 AFC CHAMPIONSHIP (JAN. 6, 1980)

PITTSBURGH — The Steelers won their fourth AFC Championship in six years in a hard-fought, physical game over the Houston Oilers that was much closer than the 27-13 final score indicates, typifying the rivalry that exists between the AFC Central rivals.

Even though the statistics favored the Steelers, their last touchdown came in the final minute and the final score was their largest margin of the game.

Terry Bradshaw continued his spectacular postseason play, converting 13-of-19 third-down opportunities, and the defense did not allow a touchdown, holding the Oilers to just 24 yards rushing and Earl Campbell to 15 yards on 17 attempts.

Houston jumped in front when Vernon Perry stopped a promising drive with an interception which he returned 75 yards for a score. The teams traded field goals on back-to-back possessions.

Bradshaw guided his team to touchdowns on their next two chances which gave the Steelers a lead they never surrendered although it was seriously threatened late in the third quarter when the officials ruled Mike Renfro did not have possession on what appeared to be a tying touchdown pass. The Oilers settled for a field goal which the Steelers soon matched.

A fumble led to Pittsburgh's last score.

Bradshaw's two touchdown passes gave him a postseason career total of 26, an NFL record, increasing his yardage record to 3,199. Franco Harris was the leading rusher for the 13th time in 16 postseason games and increased his rushing yardage to 1,442, another NFL mark. The win was the Steelers 16th straight at home and seventh playoff win in a row at Three Rivers Stadium.

GAME SUMMARY

| | 1 | 2 | 3 | 4 | F |
|----------|---|----|---|----|----|
| Oilers | 7 | 3 | 0 | 3 | 13 |
| STEELERS | 3 | 14 | 0 | 10 | 27 |

| TEAM | Q | PLAY | DRIVE | SCORE |
|------|---|--|-------------|-------|
| HOU | 1 | Perry 75 interception return (Fritsch kick) | — | 0-7 |
| PIT | 1 | Bahr 21 FG | 7-36, 3:06 | 3-7 |
| HOU | 2 | Fritsch 27 FG | 8-72, 4:33 | 3-10 |
| PIT | 2 | Cunningham 16 pass from Bradshaw (Bahr kick) | 10-67, 4:31 | 10-10 |
| PIT | 2 | Stallworth 20 pass from Bradshaw (Bahr kick) | 6-49, 3:22 | 17-10 |
| HOU | 4 | Fritsch 23 FG | 12-81, 6:42 | 17-13 |
| PIT | 4 | Bahr 39 FG | 11-55, 4:55 | 20-13 |
| PIT | 4 | Bleier 4 run (Bahr kick) | 9-45, 4:52 | 27-13 |

INDIVIDUAL STATS

| | |
|------|--|
| RUSH | HOU: Campbell 17-15; Wilson 4-9; Caster 1-0. |
| | PIT: Harris 21-85; Bleier 13-52, 1 TD; Bradshaw 1-25; Thornton 1(-)-1). |
| PASS | HOU: Pastorini 28-19-1, 203, 1 TD; Nielsen 1-1-0, 9. |
| | PIT: Bradshaw 30-18-1, 219, 2 TD. |
| REC | HOU: Wilson 7-60; Carpenter 5-23; Renfro 3-52; Coleman 2-46; Merkens 1-12; Campbell 1-11; Barber 1-8. |
| | PIT: Harris 6-50, Swann 4-64; Stallworth 3-52, 1 TD; Bleier 3-39; Cunningham 2-14, 1 TD. |

TEAM STATS

| | Oilers | Steelers |
|-----------------|------------|-------------|
| First Downs | 11 (2-7-2) | 22 (9-13-0) |
| Third Downs | 3-11 (27%) | 13-19 (68%) |
| Total Net Yards | 227 | 358 |
| Plays-Avg. | 52-4.4 | 69-5.2 |
| Rushing Yards | 24 | 161 |
| Att.-Avg. | 22-1.1 | 36-4.5 |
| Passing Yards | 203 | 197 |
| Att.-Comp.-Int. | 29-20-1 | 30-18-1 |
| Punts-Avg. | 4-30 | 3-51 |
| Fumbles-Lost | 4-2 | 1-1 |
| Penalties-Yds. | 2-10 | 5-34 |



San Diego 31
Pittsburgh 28



1982 AFC WILD CARD (JAN. 9, 1983)

PITTSBURGH — The Steelers ended their 50th season with one of their most bitter losses ever, a 31-28 defeat to the San Diego Chargers.

Dan Fouts threw two short touchdown passes to Kellen Winslow in the final nine minutes after the Steelers had taken an 11-point lead early in the fourth quarter.

Terry Bradshaw played one of the greatest games of his career, completing 25 of his first 28 passes, including 15 in a row, but threw two interceptions, which knocked the Steelers out of the playoffs.

The initial interception came on a first down play from the San Diego 29-yard line on the first play after the two-minute warning in the second quarter with the Steelers leading, 14-10. Bruce Laird returned the interception 35 yards and the Chargers drove 64 yards to take their first lead, 17-14.

The last and most costly interception came with 11 minutes to play and the Steelers holding a 28-17 margin. This one was returned by Jeff Allen to the Pittsburgh 29-yard line from where the Chargers scored on five plays plus an important holding penalty which nullified a Mel Blount interception.

After two Steelers first downs on the next series, John Goodson's 20-yard punt gave San Diego decent field position and they capitalized on the winning score.

The game started on a bizarre note when rookie Guy Ruff recovered James Brooks' fumble off the opening kickoff in the end zone to set an NFL record for the quickest score at the start of the game.

GAME SUMMARY

| | 1 | 2 | 3 | 4 | F |
|----------|----|----|---|----|----|
| Chargers | 3 | 14 | 0 | 14 | 31 |
| STEELERS | 14 | 0 | 7 | 7 | 28 |

| TEAM | Q | PLAY | DRIVE | SCORE |
|------|---|--|-------------|-------|
| PIT | 1 | Ruff recovered Brooks fumble in end zone (Anderson kick)— | 7-0 | 7-0 |
| SD | 1 | Benirschke 25 FG | 11-91, 4:21 | 7-3 |
| PIT | 1 | Bradshaw 1 run (Anderson kick) | 9-71, 5:06 | 14-3 |
| SD | 2 | Brooks 18 run (Benirschke kick) | 11-80, 4:53 | 14-10 |
| SD | 2 | Sievers 10 pass from Fouts (Benirschke kick) | 7-64, 1:18 | 14-17 |
| PIT | 3 | Cunningham 2 pass from Bradshaw (Anderson kick)8-74, 4:40 | 21-17 | 21-17 |
| PIT | 4 | Stallworth 9 pass from Bradshaw (Anderson kick)10-86, 6:37 | 28-17 | 28-17 |
| SD | 4 | Winslow 8 pass from Fouts (Benirschke kick) | 5-29, 2:19 | 28-24 |
| SD | 4 | Winslow 2 pass from Fouts (Benirschke kick) | 8-64, 2:59 | 28-31 |

INDIVIDUAL STATS

| | |
|-------------|---|
| RUSH | SD: Muncie 25-126; Brooks 3-20, 1 TD; Cappelletti 1-0. |
| | PIT: Harris 10-35; Pollard 9-47; Hawthorne 2-3; Bradshaw 2-12, 1 TD. |
| PASS | SD: Fouts 42-27-0, 333, 3 TD. |
| | PIT: Bradshaw 39-28-2, 325, 2 TD. |
| REC | SD: Chandler 9-124; Winslow 7-102, 2 TD; Joiner 5-68; Sievers 2-17, 1 TD; Muncie 1-12; Fitzkee 1-8; Brooks 1-4; Cappelletti 1(-2). |
| | PIT: Harris 11-71; Stallworth 8-116, 1 TD; Cunningham 5-55, 1 TD; Pollard 2-29; Smith 1-40; Swann 1-14. |

TEAM STATS

| | Chargers | Steelers |
|-----------------|-------------|-------------|
| First Downs | 29 (6-19-4) | 26 (6-19-1) |
| Third Downs | 9-14 (64%) | 6-12 (50%) |
| Total Net Yards | 479 | 422 |
| Plays-Avg. | 71-6.7 | 62-6.8 |
| Rushing Yards | 146 | 97 |
| Att.-Avg. | 29-5.0 | 23-4.2 |
| Passing Yards | 333 | 325 |
| Att.-Comp.-Int. | 42-21-0 | 39-28-2 |
| Punts-Avg. | 1-48 | 2-32.5 |
| Fumbles-Lost | 3-2 | 1-0 |
| Penalties-Yds. | 6-51 | 6-54 |



Pittsburgh 10
Los Angeles 38



1983 AFC DIVISIONAL PLAYOFF (JAN. 1, 1984)

LOS ANGELES — For the second straight year, the Steelers were eliminated in the first round of the playoffs, losing 38-10, to the Los Angeles Raiders. The defeat was their fifth in the last six games and their sixth straight to the Raiders.

After taking the lead on an impressive 78-yard drive, which produced three first downs, the Pittsburgh offense struggled for the balance of the game.

On their first scoring series, the Steelers elected to kick a field goal rather than try for a touchdown inches from the Raider goal line. The march was highlighted by a spectacular 44-yard reception by Wayne Capers. The Raiders took the lead the next time the Steelers had the ball when Lester Hayes stepped in front of a Cliff Stoudt to Calvin Sweeney sideline pass. Los Angeles scored on its next possession and added a field goal with six seconds remaining in the first half.

The Raiders scored the first three times they had the ball in the second half with drives of 72, 58, and 65 yards, while the Steelers settled for a 58-yard scoring pass from Stoudt to John Stallworth.

It was a record-tying 10th touchdown reception for Stallworth and the eighth straight play game in which he had scored to extend his own NFL mark.

The attendance of 90,334 was the largest postseason crowd in NFL history other than a Super Bowl and the second largest to ever see the Steelers play.

GAME SUMMARY

| | 1 | 2 | 3 | 4 | F |
|----------|---|----|----|---|----|
| STEELERS | 3 | 0 | 1 | 0 | 10 |
| Raiders | 7 | 10 | 21 | 0 | 38 |

| TEAM | Q | PLAY | DRIVE | SCORE |
|------|---|--|-------------|-------|
| PIT | 1 | Anderson 17 FG | 8-78, 3:29 | 3-0 |
| LA | 1 | Hayes 18 interception return (Bahr kick) | — | 3-7 |
| LA | 2 | Allen 4 run (Bahr kick) | 9-80, 4:23 | 3-14 |
| LA | 2 | Bahr 45 FG | 7-43, 0:57 | 3-17 |
| LA | 3 | King 9 run (Bahr kick) | 9-72, 4:55 | 3-24 |
| LA | 3 | Allen 49 run (Bahr kick) | 2-58, 0:48 | 3-31 |
| PIT | 3 | Stallworth 58 pass from Stoudt (Anderson kick) | 4-75, 1:19 | 10-31 |
| LA | 3 | Hawkins 2 run (Bahr kick) | 10-65, 4:41 | 10-38 |

INDIVIDUAL STATS

| | |
|-------------|---|
| RUSH | PIT: Stoudt 9-50; Pollard 9-37; Abercrombie 6-36; F. Harris 6-33; Odom 1-4; T. Harris 1-2. |
| | LAR: Allen 13-121, 2 TD; Hawkins 10-25, 1 TD; King 6-20, 1 TD; Plunkett 2-23; Guy 1-2; Wilson 1(-3). |
| | PIT: Stoudt 20-10-1, 187, 1 TD; Malone 7-3-0, 22. |
| PASS | LAR: Plunkett 34-21-0, 232. |
| | PIT: F. Harris 4-31; Capers 2-54; Cunningham 2-32; Sweeney 2-24; Stallworth 1-58, 1 TD; Odom 1-6; Abercrombie 1-4. |
| REC | LAR: Christensen 7-88; Branch 6-76; Allen 5-38; Bamwell 3-30. |

TEAM STATS

| | Steelers | Raiders |
|-----------------|------------|-------------|
| First Downs | 17 (9-8-0) | 24 (13-9-2) |
| Third Downs | 4-14 (29%) | 5-13 (38%) |
| Total Net Yards | 331 | 413 |
| Plays-Avg. | 64-5.2 | 68-6.1 |
| Rushing Yards | 162 | 188 |
| Att.-Avg. | 32-5.1 | 33-5.7 |
| Passing Yards | 169 | 225 |
| Att.-Comp.-Int. | 27-13-1 | 34-21-0 |
| Punts-Avg. | 8-40.9 | 6-41.3 |
| Fumbles-Lost | 2-1 | 2-0 |
| Penalties-Yds. | 4-30 | 2-15 |



Pittsburgh 24
Denver 17



1984 AFC DIVISIONAL PLAYOFF (DEC. 30, 1984)

DENVER — The Steelers overcame a near-disastrous start, a blocked punt and three missed field goals to earn their first postseason win since Super Bowl XIV, a 24-17 victory over Denver.

Eric Williams' interception and 28-yard return to the two-yard line with three and a half minutes to go set up the winning touchdown, scored on a gutty two-yard plunge by Frank Pollard. Twice the Steelers came back from seven point deficits and their three scoring drives prior to the final TD averaged almost 70 yards while the Broncos, meanwhile, never traveled more than 46 yards for their 17 points.

The game opened with Mark Malone losing two fumbles in Pittsburgh's first two possessions. However, Malone rebounded from his early miscues to complete six-of-eight passes on the Steelers' two scoring drives that gave them a halftime lead, 10-7.

A blocked punt on Pittsburgh's first second half possession gave Denver the ball on the four-yard line but for the second time inside their own 10, the Steeler defense stiffened and the Broncos had to settle for a field goal. The next time the Broncos had the ball they broke the 10-10 tie with their most impressive offensive series of the game with the touchdown coming on a John Elway bullet to Steve Watson, the Denver offensive hero with 11 receptions. After a 10-yard touchdown reception by Louis Lipps on which he broke several tackles, the Broncos managed only two first downs the rest of the game.

Two plays after a Gary Anderson missed field goal attempt, Williams turned the game around again with his big interception. Pollard with 99 yards and Abercrombie with 75 had postseason career highs rushing while Gary Dunn had his first career interception in the second quarter to end a Denver threat on the four-yard line.



Pittsburgh 28
Miami 45



1984 AFC CHAMPIONSHIP (JAN. 6, 1985)

MIAMI — Dan Marino set AFC Championship game records with 421 yards passing and four touchdowns to lead the Dolphins to a 45-28 victory over Pittsburgh.

Eleven of Marino's 21 completions were for 20 yards or more and three were at least 40 yards, as the Steelers secondary could not contain the ultra-quick Dolphin receivers and three of their touchdown drives took less than two minutes to complete.

The Steelers controlled the ball on the ground most of the first half but after they had taken a 14-10 lead on John Stallworth's NFL record 11th touchdown reception in postseason, the Dolphins scored two touchdowns in the last 2:52 of the half and added another one on their first possession of the second half.

Following the scoring barrage, the Steelers were forced to open up their offense and stray away from their ball-control game, which was very effective in the first 30 minutes and had accounted for 123 yards rushing and a four-minute edge in possession time. If there was a turning point, it came with a minute and a half left in the first half and Miami holding a 17-14 lead when Mark Malone suffered his third interception which the Dolphins quickly converted into a touchdown and a 10-point margin.

From the end of the first half to their first series of the fourth quarter, the Dolphins scored on five straight possessions. The 1,024 total yards by both teams was an AFC title game record as was the 50 first downs. Stallworth added to his touchdown reception mark with a tumbling third-quarter touchdown reception that brought the Steelers to within 10 points. Marino answered with 80 and 66-yard drives to put the game out of reach. Malone had career-highs with 20 completions and 312 yards passing.

GAME SUMMARY

GAME SUMMARY

| | 1 | 2 | 3 | 4 | F |
|----------|---|----|----|---|----|
| STEELERS | 0 | 10 | 7 | 7 | 24 |
| Broncos | 7 | 0 | 10 | 0 | 17 |

| | 1 | 2 | 3 | 4 | F |
|----------|---|----|----|---|----|
| STEELERS | 7 | 7 | 7 | 7 | 28 |
| Dolphins | 7 | 17 | 14 | 7 | 45 |

| TEAM | Q | PLAY | DRIVE | SCORE |
|------|---|---|-------------|-------|
| DEN | 1 | Wright 9 pass from Elway (Karlis kick) | 5-22, 8:30 | 0-7 |
| PIT | 2 | Anderson 28 FG | 12-62, 0:04 | 3-7 |
| PIT | 2 | Pollard 1 run (Anderson kick) | 8-78, 13:46 | 10-7 |
| DEN | 3 | Karlis 21 FG | 4-0, 2:50 | 10-10 |
| DEN | 3 | Watson 20 pass from Elway (Karlis kick) | 6-46, 7:45 | 10-17 |
| PIT | 3 | Lipps 10 pass from Malone (Anderson kick) | 7-66, 11:41 | 17-17 |
| PIT | 4 | Pollard 2 run (Anderson kick) | 3-2, 13:01 | 17-24 |

| TEAM | Q | PLAY | DRIVE | SCORE |
|------|---|---|--------------|-------|
| MIA | 1 | Clayton 40 pass from Marino (von Schamann kick) | 4-67, 7:15 | 0-7 |
| PIT | 1 | Erenberg 7 run (Anderson kick) | 7-66, 11:30 | 7-7 |
| MIA | 2 | von Schamann 26 FG | 8-55, 5:56 | 7-10 |
| PIT | 2 | Stallworth 65 pass from Malone (Anderson kick) | 3-71, 12:08 | 14-10 |
| MIA | 2 | Duper 41 pass from Marino (von Schamann kick) | 5-77, 13:30 | 14-17 |
| MIA | 2 | Nathan 2 run (von Schamann kick) | 5-35, 14:24 | 14-24 |
| MIA | 3 | Duper 36 pass from Marino (von Schamann kick) | 4-78, 1:48 | 14-31 |
| PIT | 3 | Stallworth 19 pass from Malone (Anderson kick) | 9-72, 7:05 | 21-31 |
| MIA | 3 | Bennett 1 run (von Schamann kick) | 10-80, 13:20 | 21-38 |
| MIA | 4 | Moore 6 pass from Marino (von Schamann kick) | 9-66, 3:55 | 21-45 |
| PIT | 4 | Capers 29 pass from Malone (Anderson kick) | 5-84, 14:35 | 28-45 |

INDIVIDUAL STATS

| | |
|------|---|
| RUSH | PIT: Pollard 16-99, 2 TD; Abercrombie 17-75; Veals 1-1; Lipps 1-0; Malone 5-(-6). |
| | DEN: Winder 15-37; Elway 4-16; Willhite 1-1; Parros 1-0; Watson 1-(-3). |
| | PIT: Malone 28-17-0, 224 1 TD. |
| PASS | DEN: Elway 37-19-2, 184 2 TD; Willhite 1-1-0, 52. |
| | PIT: Malone 5-86, 1 TD; Pollard 4-48; Stallworth 3-38; Abercrombie 3-18; Cunningham 1-19; Thompson 1-15. |
| REC | DEN: Watson 11-177, 1 TD; Winder 4-22; Wright 2-16, 1 TD; Willhite 2-12; Alexander 1-9. |

TEAM STATS

| | Dolphins | Steelers |
|-----------------|-------------|--------------|
| First Downs | 15 (4-11-0) | 25 (12-13-0) |
| Third Downs | 4-13 (31%) | 5-13 (39%) |
| Total Net Yards | 250 | 381 |
| Plays-Avg. | 64-3.9 | 70-5.4 |
| Rushing Yards | 51 | 169 |
| Att.-Avg. | 22-2.3 | 40-4.2 |
| Passing Yards | 199 | 212 |
| Att.-Comp.-Int. | 38-20-2 | 28-17-0 |
| Punts-Avg. | 4-42.3 | 3-28.3 |
| Fumbles-Lost | 2-0 | 3-2 |
| Penalties-Yds. | 1-5 | 4-30 |

INDIVIDUAL STATS

| | |
|------|---|
| RUSH | PIT: Abercrombie 15-68; Pollard 11-48; Erenberg 6-27, 1 TD. |
| | MIA: Nathan 19-64, 1 TD; Bennett 8-33, 1 TD; Johnson 10-39; Strock 1-(-2). |
| | PIT: Malone 36-20-3, 312, 3 TD. |
| PASS | MIA: Marino 32-21-1, 421, 4 TD; Nathan 1-1-0, 9. |
| | PIT: Stallworth 4-111, 2 TD; Erenberg 5-59; Lipps 3-45; Sweeney 3-42; Pollard 3-13; Capers 1-29; Abercrombie 1-13. |
| REC | MIA: Nathan 8-114; Duper 5-148, 2 TD; Clayton 4-95 1 TD; Moore 2-34, 1 TD; Hardy 2-16; Rose 1-28. |

TEAM STATS

| | Dolphins | Steelers |
|-----------------|--------------|-------------|
| First Downs | 28 (10-18-0) | 22 (8-14-0) |
| Third Downs | 4-11 (36%) | 6-11 (54%) |
| Total Net Yards | 569 | 455 |
| Plays-Avg. | 71-8.0 | 68-6.7 |
| Rushing Yards | 134 | 143 |
| Att.-Avg. | 38-3.5 | 32-4.5 |
| Passing Yards | 435 | 312 |
| Att.-Comp.-Int. | 33-22-1 | 36-20-3 |
| Punts-Avg. | 2-42.5 | 3-43.7 |
| Fumbles-Lost | 1-1 | 2-1 |
| Penalties-Yds. | 3-25 | 3-30 |



Pittsburgh 26
Houston 23 (ot)



1989 AFC WILD CARD (DEC. 31, 1989)

HOUSTON — Houston attempted and missed a 55-yard field goal on their first possession and had a punt blocked by linebacker Jerry Olsavsky on their second to set up running back Tim Worley's nine-yard touchdown run which came on a fourth-and-one situation to set the tone for a 26-23 overtime win.

Both teams then added three field goals each before the Oilers staged a fourth-quarter comeback.

Quarterback Warren Moon hit wide receiver Ernest Givins with touchdown passes of 19 and nine yards to put Houston ahead 23-16 with 6:02 left in the game. The Steelers then marched 82 yards on 11 plays, including a 22-yard reverse by wide receiver Dwight Stone, to tie the score at 23-23 with 46 seconds remaining.

In overtime, Pittsburgh got the ball first but was forced to punt after three plays, giving Houston possession at their own 45-yard line. On the Oilers' first play, running back Lorenzo White ran left and fumbled when hit by cornerback Rod Woodson, who recovered the ball at the Houston 46. Five plays later, Gary Anderson booted a 50-yard field goal to end the game at 3:26 of overtime.

Anderson's field goal broke two Steelers postseason records, for most in a game (four) and longest. Running back Merrill Hoge became the second Steelers running back to rush for 100 yards in a postseason game, while the Oilers' Givins finished with 11 receptions for 136 yards and two touchdowns.



Pittsburgh 23
Denver 24



1989 DIVISIONAL PLAYOFF (JAN. 7, 1990)

DENVER — The Steelers dominated Denver throughout the game before falling behind by one point with 2:27 remaining, and suffered a 24-23 loss. A fumbled snap from shotgun formation on third down led to the defeat and eliminated them from advancing to the AFC Championship game.

The Steelers produced a season-high 404 offensive yards including 180 total yards by running back Merrill Hoge, but Denver marched 71 yards in nine plays on a fourth-quarter drive for the winning touchdown.

The Steelers had a lead throughout the game, opening with the first of Gary Anderson's three field goals. In the second quarter, Hoge swept left end untouched for a seven-yard touchdown run that extended the Steelers' lead to 10-0 and capped a 93-yard drive that began with a 45-yard run by Hoge.

The Broncos responded with a 12-play, 75-yard drive with running back Melvin Bratton scoring the first of his two one-yard touchdowns runs.

Wide receiver Louis Lipps gave Pittsburgh a 10-point lead again with a nine-yard touchdown catch from Bubby Brister, but the Broncos tied the score at 17-17 on wide receiver Vance Johnson's 37-yard reception. Anderson's 35- and 32-yard field goals extended the Steelers' lead to six before Bratton's touchdown and the PAT put Denver ahead, 24-23.

Hoge became the first Steelers player to have consecutive 100-yard rushing games in postseason as he ran 10 times for 100 yards in the first half. Anderson set a team record with his seventh consecutive field goal in postseason, while Brister's 65.5 percent completion rate (19 of 29) was the fourth highest in team history for a game.

GAME SUMMARY

| | 1 | 2 | 3 | 4 | OT | F |
|----------|---|---|---|----|----|----|
| STEELERS | 7 | 3 | 3 | 10 | 3 | 26 |
| Oilers | 0 | 6 | 3 | 14 | 0 | 23 |

| TEAM | Q | PLAY | DRIVE | SCORE |
|------|---|--|--------------|-------|
| PIT | 1 | Worley 9 run (Anderson kick) | 5-32, 12:07 | 7-0 |
| HOU | 2 | Zendejas 26 FG | 18-87, 5:53 | 7-3 |
| HOU | 2 | Zendejas 35 FG | 5-24, 8:50 | 7-6 |
| PIT | 2 | Anderson 25 FG | 8-78, 13:03 | 10-6 |
| HOU | 3 | Zendejas 26 FG | 4-6, 3:30 | 10-9 |
| PIT | 3 | Anderson 30 FG | 7-30, 11:55 | 13-9 |
| PIT | 4 | Anderson 48 FG | 9-33, 0:30 | 16-9 |
| HOU | 4 | Givins 18 pass from Moon (Zendejas kick) | 10-80, 5:46 | 16-16 |
| HOU | 4 | Givins 9 pass from Moon (Zendejas kick) | 5-38, 8:58 | 16-23 |
| PIT | 4 | Hoge 1 run (Anderson kick) | 11-82, 14:14 | 23-23 |
| PIT | 5 | Anderson 50 FG | 5-14, 3:26 | 26-23 |

GAME SUMMARY

| | 1 | 2 | 3 | 4 | F |
|----------|---|----|---|---|----|
| STEELERS | 3 | 14 | 3 | 3 | 23 |
| Broncos | 0 | 10 | 7 | 7 | 24 |

| TEAM | Q | PLAY | DRIVE | SCORE |
|------|---|---|-------|-------|
| PIT | 1 | Anderson 32 FG | 13-65 | 3-0 |
| PIT | 2 | Hoge 7 run (Anderson kick) | 5-93 | 10-0 |
| DEN | 2 | Bratton 1 run (Treadwell kick) | 12-75 | 10-7 |
| PIT | 2 | Lipps 9 pass from Brister (Anderson kick) | 12-77 | 17-7 |
| DEN | 2 | Treadwell 43 FG | 3-41 | 17-10 |
| DEN | 3 | Johnson 37 pass from Elway (Treadwell kick) | 1-37 | 17-17 |
| PIT | 3 | Anderson 35 FG | 10-62 | 20-17 |
| PIT | 4 | Anderson 32 FG | 10-34 | 23-17 |
| DEN | 4 | Bratton 1 run (Treadwell kick) | 9-71 | 23-24 |

INDIVIDUAL STATS

| | |
|-------------|--|
| RUSH | PIT: Hoge 17-100, 1 TD; Worley 11-54, 1 TD; Stone 1-22; Brister 1-1. |
| | HOU: Pinkett 8-26; White 7-13; Rozier 5-12; Moon 3-12; Highsmith 2-2. |
| | PIT: Brister 33-15-0 127. |
| PASS | HOU: Moon 48-29-0 315, 2 TD. |
| | PIT: Worley 4-23; Mularkey 3-40; Hoge 3-26; Lipps 3-24; Hill 1-7; Stock 1-7. |
| REC | HOU: Givins 11-136 2 TD; Hill 6-98; Pinkett 3-24; Highsmith 3-21; Jeffries 3-16; Duncan 2-15; Rozier 1-5. |

TEAM STATS

| | Steelers | Oilers |
|-----------------|------------|-------------|
| First Downs | 17 (8-9-0) | 22 (2-18-2) |
| Third Downs | 3-14 (21%) | 8-18 (44%) |
| Total Net Yards | 289 | 380 |
| Plays-Avg. | 64-4.5 | 73-5.2 |
| Rushing Yards | 177 | 65 |
| Att.-Avg. | 30-5.9 | 25-2.6 |
| Passing Yards | 112 | 315 |
| Att.-Comp.-Int. | 33-15-0 | 48-29-0 |
| Punts-Avg. | 6-25.3 | 4-33.0 |
| Fumbles-Lost | 1-1 | 3-2 |
| Penalties-Yds. | 5-40 | 8-45 |

INDIVIDUAL STATS

| | |
|-------------|---|
| RUSH | PIT: Hoge 16-120, 1 TD; Worley 13-50; Brister 2-4; Lipps 1-1. |
| | HOU: Humphrey 18-85; Elway 7-44; Sewell 1-6; Bratton 4-3, 2 TD; Winder 1-0. |
| | PIT: Brister 29-19-0 229, 1 TD. |
| PASS | HOU: Elway 20-12-1 239, 1 TD. |
| | PIT: Hoge 8-60; Lipps 3-29, 1 TD; Stone 3-18, Mularkey 2-36; Worley 1-33; Stock 1-30; Thompson 1-23. |
| REC | HOU: Jackson 5-111; Johnson 3-85, 1 TD; Young 2-22; Nattiel 1-15; Humphrey 1-6. |

TEAM STATS

| | Steelers | Broncos |
|-----------------|-------------|------------|
| First Downs | 19 (7-12-0) | 19 (8-9-2) |
| Third Downs | 9-15 (60%) | 6-10 (60%) |
| Total Net Yards | 404 | 364 |
| Plays-Avg. | 61-6.6 | 52-7.0 |
| Rushing Yards | 175 | 138 |
| Att.-Avg. | 32-5.5 | 31-4.5 |
| Passing Yards | 229 | 226 |
| Att.-Comp.-Int. | 29-19-0 | 20-12-1 |
| Punts-Avg. | 2-43.0 | 4-37.5 |
| Fumbles-Lost | 2-2 | 1-0 |
| Penalties-Yds. | 8-50 | 2-19 |



Buffalo 24
Pittsburgh 3



1992 AFC DIVISIONAL PLAYOFF (JAN. 9, 1993)

PITTSBURGH — Ten years to the day since their last home playoff game, the Steelers fell victim to turnovers and a tough Buffalo defense in front of a then-Three Rivers Stadium-record crowd of 60,407, for a 24-3 loss.

Gary Anderson's 38-yard field goal on their first drive was the extent of Pittsburgh's scoring as Neil O'Donnell threw two interceptions, fumbled once and was sacked seven times in his first action since December 6.

The Bills' first touchdown came on a one-yard pass from Frank Reich to offensive lineman Mitch Ferrotte while the Steelers lost two interceptions and a fumble in the first half to fall behind 7-3. Buffalo scored on their first three possessions of the second half while the Steelers punted twice, failed to convert a fourth-down attempt and gave the ball up on downs following an aborted field goal try on their four second-half drives.

A turning point in the game came in the middle of the third quarter when left cornerback Richard Shelton stepped in front of Don Beebe but was unable to make the interception with an open field in front of him. James Lofton caught a 17-yard scoring pass on the next play to give the Bills a 14-3 lead.

The Steelers got inside the Buffalo 20 only twice and got a field goal, but Buffalo capitalized with three touchdowns on three trips inside the Pittsburgh 20.

Thurman Thomas was held to 54 yards rushing although Kenneth Davis gained 104 yards on 10 carries. Barry Foster countered with 104 yards on 20 carries in his first postseason game.

GAME SUMMARY

| | 1 | 2 | 3 | 4 | F |
|----------|---|---|---|----|----|
| Bills | 0 | 7 | 7 | 10 | 24 |
| STEELERS | 3 | 0 | 0 | 0 | 3 |

| TEAM | Q | PLAY | DRIVE | SCORE |
|------|---|--|-------------|-------|
| PIT | 1 | Anderson 38 FG | 9-33, 4:32 | 3-0 |
| BUF | 2 | Ferrotte 1 pass from Reich (Christie kick) | 9-59, 4:31 | 3-7 |
| BUF | 3 | Lofton 17 pass from Reich (Christie kick) | 13-80, 6:44 | 3-14 |
| BUF | 4 | Christie 43 FG (Christie kick) | 10-44, 5:49 | 3-17 |
| BUF | 4 | Gardner 1 run (Christie kick) | 8-86, 5:20 | 3-24 |

INDIVIDUAL STATS

| | |
|-------------|--|
| RUSH | PIT: Foster 20-104; O'Donnell 4-26; Thompson 1-3; Stone 1(-4); Royals 1-0. |
| | HOU: Thomas 19-54; Gardner 7-22, 1 TD; Davis 10-104; Reed 1(-8); Reich 2(-3). |
| | PIT: O'Donnell 29-15-2, 163. |
| PASS | HOU: Reich 23-16-0, 160, 2 TD. |
| | PIT: Mills 8-93; Davenport 3-54; Stone 1-9; Foster 3-7. |
| REC | HOU: Metzelaars 2-11; Beebe 6-72; Thomas 3-25; Ferrotte 1-1, 1 TD; Lofton 2-29 1 TD; McKeller 2-22. |

TEAM STATS

| | Bills | Steelers |
|-----------------|-------------|-------------|
| First Downs | 19 (7-11-1) | 18 (7-10-1) |
| Third Downs | 8-14 (57%) | 6-12 (50%) |
| Total Net Yards | 325 | 240 |
| Plays-Avg. | 63-5.2 | 63-3.8 |
| Rushing Yards | 169 | 129 |
| Att.-Avg. | 39-4.3 | 27-4.8 |
| Passing Yards | 156 | 111 |
| Att.-Comp.-Int. | 23-16-0 | 29-15-2 |
| Punts-Avg. | 4-42.3 | 3-37.3 |
| Fumbles-Lost | 0-0 | 4-1 |
| Penalties-Yds. | 4-33 | 2-23 |

INDIVIDUAL STATS

| | |
|-------------|--|
| RUSH | PIT: Thompson 25-60; Hoge 6-27; Stone 3-11; O'Donnell 1(-1). |
| | KC: Allen 21-67 1 TD; Anders 5-27; Montana 4-13; McNair 2-9; Jones 1-9. |
| | PIT: O'Donnell 42-23-0, 286 3 TD. |
| PASS | KC: Montana 43-28-0, 276 1 TD; Krieg 1-1-0, 23 1 TD. |
| | PIT: Graham 7-96; Mills 4-60, 1 TD; Hoge 3-43; Stone 3-36; Thompson 3-4; Green 2-37, 1 TD; Cooper 1-10, 1 TD. |
| REC | KC: Cash 7-56; Birden 6-72, 1 TD; Allen 4-29; Anders 3-30; Barnett 3-30, TD; Davis 2-47; Hayes 2-11; Hughes 1-15; McNair 1-9. |

TEAM STATS

| | Steelers | Chiefs |
|-----------------|-------------|-------------|
| First Downs | 21 (5-15-1) | 28 (7-19-2) |
| Third Downs | 9-19 (47%) | 4-13 (31%) |
| Total Net Yards | 369 | 401 |
| Plays-Avg. | 80-4.6 | 81-5.0 |
| Rushing Yards | 97 | 125 |
| Att.-Avg. | 35-2.8 | 33-3.8 |
| Passing Yards | 272 | 276 |
| Att.-Comp.-Int. | 42-23-0 | 44-29-0 |
| Punts-Avg. | 7-38.3 | 6-44.8 |
| Fumbles-Lost | 1-0 | 0-0 |
| Penalties-Yds. | 5-40 | 5-25 |

KANSAS CITY — The Steelers never trailed until Nick Lowery's 32-yard field goal 11:03 into overtime clinched the 27-24 Kansas City win.

Scoring on their first drive, Pittsburgh held a 10-point lead at halftime before the Chiefs came back with 17 second-half points, tying the Steelers at 17-17 in the fourth quarter and at 24-24 with 1:43 left in the game.

The final tying touchdown was set up on a blocked punt by the Chiefs' Keith Cash, which was returned 31 yards by Fred Jones to the Pittsburgh nine-yard line.

From there, on fourth-and-goal, Joe Montana found Tim Barnett in the back of the end zone with his only touchdown pass.

The Steelers were then forced to punt again, and the Chiefs drove to the Pittsburgh 25 with an opportunity to take the lead, but Lowery's 43-yard field goal try was wide right with 12 seconds remaining.

In overtime, both teams punted on their first possession before Kansas City marched 66 yards in 11 plays to the Pittsburgh 14, setting up Lowery's game-winner.

Neil O'Donnell threw three touchdown passes, one each to tight ends Adrian Cooper and Eric Green as well as wide receiver Ernie Mills, while completing 23-of-42 attempts for 286 yards. Despite throwing incomplete on his first seven passes, Montana completed 28 of 42 for 276 yards and was sacked four times, three by Gerald Williams.

GAME SUMMARY

| | 1 | 2 | 3 | 4 | OT | F |
|----------|---|----|---|----|----|----|
| STEELERS | 7 | 10 | 0 | 7 | 0 | 24 |
| Chiefs | 7 | 0 | 3 | 14 | 3 | 27 |

| TEAM | Q | PLAY | DRIVE | SCORE |
|------|---|---|-------------|-------|
| PIT | 1 | Cooper 10 pass from O'Donnell (Anderson kick) | 9-66, 5:00 | 7-0 |
| KC | 1 | Birden 23 pass from Krieg (Lowry kick) | 7-75, 2:21 | 7-7 |
| PIT | 2 | Anderson 30 FG | 15-63, 7:05 | 10-7 |
| PIT | 2 | Mills 26 from O'Donnell (Anderson kick) | 6-51, 0:37 | 17-7 |
| KC | 3 | Lowery 23 FG | 11-49, 5:11 | 17-10 |
| KC | 4 | Allen 2 run (Lowery kick) | 9-80, 5:18 | 17-17 |
| PIT | 4 | Green 22 pass from O'Donnell (Anderson kick) | 9-74, 4:47 | 24-17 |
| KC | 4 | Barnett 7 pass from Montana (Lowery kick) | 4-9, 0:46 | 24-24 |
| KC | 5 | Lowery 32 FG | 11-66, 5:59 | 24-27 |



Cleveland 9
Pittsburgh 29



1994 AFC DIVISIONAL PLAYOFF (JAN. 7, 1995)

PITTSBURGH — Pittsburgh scored on its first three possessions on drives of 65, 53 and 74 yards en route to a 29-9 victory at Three Rivers Stadium.

The Browns made it 17-3 with a 22-yard Matt Stover field goal. Pittsburgh got one more opportunity when Tim McKyer intercepted Vinny Testaverde on the Cleveland 27 yard-line and returned it to the six, with 46 seconds remaining in the half. Three plays later, Pittsburgh took a 24-3 halftime lead when Neil O'Donnell hit Yancey Thigpen for a nine-yard grab.

The Steelers added a 40-yard Anderson field goal in the third quarter and a safety by Carnell Lake in the fourth quarter.

Cleveland drove into Pittsburgh territory just three times in 12 possessions. The Steelers outgained Cleveland 424 yards to 186, 23 first downs to 10 and had 42:27 to 17:33 advantage in time of possession.

The victory was Pittsburgh's first playoff win in five years.

GAME SUMMARY

| | 1 | 2 | 3 | 4 | F |
|----------|---|----|---|---|----|
| Browns | 0 | 3 | 0 | 6 | 9 |
| STEELERS | 3 | 21 | 3 | 2 | 29 |

| TEAM | Q | PLAY | DRIVE | SCORE |
|------|---|---|-------------|-------|
| PIT | 1 | Anderson 29 FG | 13-65, 7:20 | 3-0 |
| PIT | 2 | Green 2 pass from O'Donnell (Anderson kick) | 8-53, 4:37 | 10-0 |
| PIT | 2 | Williams 26 run (Anderson kick) | 6-74, 3:10 | 17-0 |
| CLE | 2 | Stover 22 FG | 6-25, 2:27 | 17-3 |
| PIT | 2 | Thigpen 9 pass from O'Donnell (Anderson kick) | 3-6, 0:20 | 24-3 |
| PIT | 3 | Anderson 40 FG | 14-72, 7:52 | 27-3 |
| CLE | 4 | McCardell 20 pass from Testaverde (pass failed) | 3-73, 0:43 | 27-9 |
| PIT | 4 | Testaverde sacked by Lake for a safety | — | 29-9 |



San Diego 17
Pittsburgh 13



1994 AFC CHAMPIONSHIP (JAN. 15, 1995)

PITTSBURGH — The Chargers used a goal-line stand in the final two minutes to deal Pittsburgh a heart-breaking 17-13 loss before a record crowd of 61,545 at Three Rivers Stadium.

Pittsburgh opened the game with a 13-play, 67-yard drive to take a 7-0 lead. Twice the Steelers advanced inside San Diego's 20-yard line but only came away with two Gary Anderson field goals.

Pittsburgh led 13-3 until midway through the third quarter when Chargers' quarterback Stan Humphries connected with Alfred Pupunu for a 43-yard score.

The Steelers, who nearly doubled San Diego's offensive output in all categories, didn't fall behind until they were less than six minutes remaining in the game. A San Diego false start penalty on Harry Swayne nullified a third-down defensive stand to give the Chargers one more chance. On third-down and in need of 14 yards, Humphries hit Tony Martin with a 43-yard score with Tim McKyer in coverage to give the Chargers a 17-13 lead.

The Steelers began their final drive at their 17 yard-line to the Chargers' three. On fourth down and three yards, San Diego linebacker Dennis Gibson batted down the scoring strike intended for Barry Foster. San Diego controlled the clock for the game's final minute.

GAME SUMMARY

| | 1 | 2 | 3 | 4 | F |
|----------|---|---|---|---|----|
| Chargers | 0 | 3 | 7 | 7 | 17 |
| STEELERS | 7 | 3 | 3 | 0 | 13 |

| TEAM | Q | PLAY | DRIVE | SCORE |
|------|---|---|-------------|-------|
| PIT | 1 | Williams 16 run (Anderson kick) | 13-67, 7:32 | 7-0 |
| SD | 2 | Carney 20 FG | 6-77, 3:11 | 7-3 |
| PIT | 2 | Anderson 39 FG | 12-51, 3:32 | 10-3 |
| PIT | 3 | Anderson 23 FG | 9-50, 3:22 | 13-3 |
| SD | 3 | Pupunu 43 pass from Humphries (Carney kick) | 5-64, 2:34 | 13-10 |
| SD | 4 | Martin 43 pass from Humphries (Carney kick) | 8-80, 4:44 | 13-17 |

| INDIVIDUAL STATS | |
|------------------|--|
| RUSH | CLE: Byner 9-43; Hoard 3-8; Metcalf 5-4. PIT: Foster 24-133; Morris 22-60; Williams 2-43, 1 TD; Tomczak 3-2. |
| PASS | CLE: Testaverde 31-13-2, 144, 1 TD. PIT: O'Donnell 23-16-0, 186, 2 TD. |
| REC | CLE: Jackson 3-47; McCardell 3-47, 1 TD; Metcalf 2-18; Carrier 2-8; Byner 1-14; Hoard 1-5; Kinchen 1-5. PIT: Mills 5-117; Williams 4-20; Green 3-21, 1 TD; Hastings 2-18; Thigpen 2-10, 1 TD. |

| TEAM STATS | | |
|-----------------|------------|-------------|
| | Browns | Steelers |
| First Downs | 10 (3-6-1) | 23 (14-9-0) |
| Third Downs | 2-11 (18%) | 8-15 (53%) |
| Fourth Downs | 1-2 (50%) | 0-0 (0%) |
| Total Net Yards | 186 | 424 |
| Plays-Avg. | 50-3.7 | 75-5.7 |
| Rushing Yards | 55 | 238 |
| Att.-Avg. | 17-3.2 | 51-4.7 |
| Passing Yards | 131 | 186 |
| Sacked by Opp. | 2-13 | 0-0 |
| Att.-Comp.-Int. | 31-13-2 | 23-16-0 |
| Punts-Avg. | 5-38 | 5-38.2 |
| Penalties | 2-17 | 4-50 |
| Fumbles-Lost | 0-0 | 2-1 |
| Time of Poss. | 17:33 | 42:27 |

| INDIVIDUAL STATS | |
|------------------|--|
| RUSH | SD: Means 20-69; Humphries 4-(-3). PIT: Foster 20-47; Williams 3-16; Morris 2-2; O'Donnell 1-1. |
| PASS | SD: Humphries 22-11-1, 165, 2 TD. PIT: O'Donnell 54-32-0, 349, 1 TD. |
| REC | SD: Pupunu 4-76, 1 TD; Means 2-19; Jefferson 2-16; Martin 1-43, 1 TD; Mitchell 1-19; 1-(-8). PIT: Mills 8-106; Williams 7-45, 1 TD; Hastings 5-55; Green 4-80; Thigpen 3-35; Foster 3-12; Hayes 1-16; Morris 1-0. |

| TEAM STATS | | |
|-----------------|------------|-------------|
| | Chargers | Steelers |
| First Downs | 13 (4-8-1) | 22 (4-17-1) |
| Third Downs | 3-11 (27%) | 11-20 (55%) |
| Fourth Downs | 0-0 (0%) | 2-3 (67%) |
| Total Net Yards | 226 | 415 |
| Plays-Avg. | 47-4.8 | 80-5.2 |
| Rushing Yards | 66 | 66 |
| Att.-Avg. | 24-2.8 | 26-2.5 |
| Passing Yards | 160 | 349 |
| Sacked by Opp. | 1-5 | 0-0 |
| Att.-Comp.-Int. | 22-11-1 | 54-32-0 |
| Punts-Avg. | 5-38.4 | 5-44.4 |
| Penalties | 3-15 | 8-111 |
| Fumbles-Lost | 0-0 | 3-1 |
| Time of Poss. | 22:47 | 37:13 |



**Buffalo 6
Pittsburgh 40**



1995 AFC DIVISIONAL PLAYOFF (JAN. 6, 1996)

PITTSBURGH — The Pittsburgh Steelers dealt the Buffalo Bills their worst postseason loss in non-Super Bowl play with a 40-21 defeat in Three Rivers Stadium.

Pittsburgh scored on five of their seven first-half possessions, including touchdowns by John L. Williams and Ernie Mills on their first two drives. Buffalo added a Thurman Thomas touchdown at 49 seconds before the half, but Pittsburgh closed the half with Norm Johnson's third field goal to take a 23-7 halftime lead.

It seemed the game might turn into a rout when Pittsburgh marched to the Bills' four yard-line on the first possession of the second half, but the drive ended with a Greg Evans interception.

The Steelers added a record (tied) fourth field goal by Norm Johnson in the third quarter to take a 19-point lead.

Buffalo battled back with a touchdown pass from Jim Kelly to Thurman Thomas to cut the lead to less than a touchdown with over 11 minutes remaining in the game. Pittsburgh responded with a 76-yard drive that included key third-down receptions by Yancey Thigpen for 21 yards and Andre Hastings for 17 yards. Bam Morris finished off the drive with a 13-yard touchdown run.

Interceptions by Jerry Olsavsky and Levon Kirkland ended the Bills' next two drives, the latter at the Bills' 17 yard-line. Four plays later, the Steelers added a second Bam Morris touchdown and gained a 40-21 advantage at the two-minute warning.

The 40 points scored tied a then Steelers postseason game high (40, Dec. 19, 1976 at Baltimore). The offense ran 78 plays, second most all-time postseason, and the line allowed no sacks for the 12th time in postseason history.

GAME SUMMARY

| | 1 | 2 | 3 | 4 | F |
|----------|---|----|---|----|----|
| Bills | 0 | 7 | 7 | 7 | 21 |
| STEELERS | 7 | 16 | 3 | 14 | 40 |

| TEAM | Q | PLAY | DRIVE | SCORE |
|------|---|---|-------------|-------|
| PIT | 1 | Williams 1 run (Johnson kick) | 9-76, 5:31 | 7-0 |
| PIT | 2 | Mills 10 pass from O'Donnell (Johnson kick) | 10-58, 5:23 | 14-0 |
| PIT | 2 | Johnson 45 FG | 5-16, 1:14 | 17-0 |
| PIT | 2 | Johnson 38 FG | 4-8, 1:43 | 20-0 |
| BUF | 2 | Thomas 1 run (Christie kick) | 4-49, 0:55 | 20-7 |
| PIT | 2 | Johnson 34 FG | 5-53, 0:38 | 23-7 |
| PIT | 3 | Johnson 39 FG | 4-4, 0:56 | 26-7 |
| BUF | 3 | Cline 2 pass from Van Pelt (Christie kick) | 4-42, 2:00 | 26-14 |
| BUF | 4 | Thomas 9 pass from Kelly (Christie kick) | 6-36, 2:46 | 26-21 |
| PIT | 4 | Morris 13 run (Johnson kick) | 9-76, 5:07 | 33-21 |
| PIT | 4 | Morris 2 run (Johnson kick) | 4-23, 1:48 | 40-21 |

INDIVIDUAL STATS

| | |
|-------------|--|
| RUSH | BUF: Thomas 13-46, 1 TD; Tasker 1-40; Holmes 4-14; Van Pelt 2-8; Mohr 1(-14). |
| | PIT: Morris 25-106, 2 TD; Pegram 8-33; Stewart 1-5; Williams 4-3, 1 TD; Mills 1-3; O'Donnell 4(-3). |
| PASS | BUF: Kelly 29-14-3, 135, 1 TD; Van Pelt 10-4-1, 27, 1 TD. |
| | PIT: O'Donnell 35-19-2, 262, 1 TD. |
| REC | BUF: Johnson 5-28; Cline 3-36, 1 TD; Brooks 3-28; Thomas 3-12, 1 TD; Tasker 2-38; Reed 2-20. |
| | PIT: Mills 5-66, 1 TD; Thigpen 3-77; Hastings 3-39; Stewart 2-27; Pegram 2-21; Morris 2-7; Hayes 1-17; Williams |

TEAM STATS

| | Bills | Steelers |
|-----------------|-------------|--------------|
| First Downs | 18 (6-11-1) | 23 (8-15-15) |
| Third Downs | 3-12 (25%) | 5-16 (31%) |
| Fourth Downs | 0-0 (0%) | 0-0 (0%) |
| Total Net Yards | 250 | 409 |
| Plays-Avg. | 62-4.0 | 78-5.2 |
| Rushing Yards | 94 | 147 |
| Att.-Avg. | 21-4.5 | 43-3.4 |
| Passing Yards | 156 | 262 |
| Sacked by Opp. | 2-6 | 0-0 |
| Att.-Comp.-Int. | 39-18-3 | 35-19-2 |
| Punts-Avg. | 5-39.8 | 5-32.8 |
| Penalties | 5-25 | 5-41 |
| Fumbles-Lost | 3-1 | 1-0 |
| Time of Poss. | 21:56 | 38:04 |



**Indianapolis 16
Pittsburgh 20**



1995 AFC CHAMPIONSHIP (JAN. 14, 1996)

PITTSBURGH — The Pittsburgh Steelers exorcised the demons of the 1994 AFC Championship game with a 20-16 heart-stopper over the Indianapolis Colts to advance to the Super Bowl.

For the second straight year it was a pass on the game's final play that determined Pittsburgh's Super Bowl future. A Hail Mary pass by Colts' quarterback Jim Harbaugh to Aaron Bailey was batted away by DB Randy Fuller to send the Steelers to Arizona.

The game was reminiscent of the 1995 AFC Championship game. The Steelers had a 10-6 advantage at halftime with a five-yard touchdown pass from Neil O'Donnell to Kordell Stewart in the closing seconds of the half and a first quarter Norm Johnson field goal.

The Colts' scoring came from the foot of kicker Cary Blanchard. Indianapolis added a third field goal on their opening drive in the third quarter to pull within one point.

The Steelers countered with a second Norm Johnson field goal, but found themselves behind 16-13 after Jim Harbaugh hit Floyd Turner for a 47-yard touchdown strike with 8:46 remaining in the game.

The Steelers and the Colts traded punts as the clock slipped to 3:03 and Pittsburgh took over the ball at their own 33 yard-line. After a fourth-down reception by Andre Hastings, O'Donnell hit Ernie Mills along the right sideline for a 37-yard gain to advance to the Colts' one-yard line. Two plays later, Bam Morris punched in the go-ahead touchdown.

However, the Colts weren't ready to be corralled. Starting at his own 16-yard line, Jim Harbaugh led Indianapolis to the Pittsburgh 29-yard line before throwing the "Hail Mary" pass with just five seconds left in the game.

GAME SUMMARY

| | 1 | 2 | 3 | 4 | F |
|----------|---|---|---|---|----|
| Colts | 3 | 3 | 3 | 7 | 16 |
| STEELERS | 3 | 7 | 3 | 7 | 20 |

| TEAM | Q | PLAY | DRIVE | SCORE |
|------|---|---|-------------|-------|
| IND | 1 | Blanchard 34 FG | 4-7, 1:58 | 0-3 |
| PIT | 1 | Johnson 31 FG | 11-40, 5:53 | 3-3 |
| IND | 2 | Blanchard 36 FG | 17-80, 7:27 | 3-6 |
| PIT | 2 | Stewart 5 pass from O'Donnell (Johnson kick) | 10-61, 5:03 | 10-6 |
| IND | 3 | Blanchard 37 FG | 10-61, 5:03 | 10-9 |
| PIT | 3 | Johnson 36 FG | 7-44, 3:17 | 13-9 |
| IND | 4 | Turner 47 pass from Harbaugh (Blanchard kick) | 4-70, 2:11 | 13-16 |
| PIT | 4 | Morris 1 run (Johnson kick) | 8-67, 1:29 | 20-16 |

INDIVIDUAL STATS

| | |
|-------------|---|
| RUSH | IND: Warren 15-53; Harbaugh 6-29; Crockett 1-2; Humphrey 1(-1-1). |
| | PIT: Pegram 10-46; Stewart 4-12; Morris 7-9; Williams 1-6; Mills 1-5; O'Donnell 1-2). |
| PASS | IND: Harbaugh 33-21, 267, 1 TD; Warren 1-0-0. |
| | PIT: O'Donnell 41-25-1, 205, 1 TD. |
| REC | IND: Dawkins 7-96; Warren 7-37; Turner 3-73; Crockett 2-22; Dilger 1-30; Bailey 1-9. |
| | PIT: Thigpen 6-65; Williams 4-21; Morris 4-11; Mills 3-52; Hastings 3-21; Stewart 2-18; Holliday 1-8; Bruener 1-6; Pegram 1-3. |

TEAM STATS

| | Colts | Steelers |
|-----------------|-------------|-------------|
| First Downs | 16 (4-12-0) | 21 (6-12-3) |
| Third Downs | 5-15 (33%) | 6-14 (43%) |
| Fourth Downs | 1-1 (100%) | 1-1 (100%) |
| Total Net Yards | 186 | 285 |
| Plays-Avg. | 50-3.7 | 66-4.3 |
| Rushing Yards | 83 | 80 |
| Att.-Avg. | 23-3.6 | 24-4.3 |
| Passing Yards | 245 | 205 |
| Sacked by Opp. | 3-22 | 1-0 |
| Att.-Comp.-Int. | 34-21-0 | 41-25-1 |
| Punts-Avg. | 4-50 | 4-38.8 |
| Penalties | 5-57 | 4-25 |
| Fumbles-Lost | 1-0 | 0-0 |
| Time of Poss. | 30:36 | 29:24 |



Indianapolis 14
Pittsburgh 42



1996 AFC WILD CARD (DEC. 29, 1996)

PITTSBURGH — The Steelers overcame two first-half turnovers to score the most points in Steelers playoff history and the team's most decisive postseason win in 18 years with a 42-14 victory against Indianapolis.

The team scored the game's first 13 points and final 29 with a ground attack that ranked fourth in Steelers postseason history.

The Steelers took a 10-0 lead with Norm Johnson field goal and Kordell Stewart's one-yard touchdown scamper that was set up by a Jahime Arnold 31-yard punt return. Pittsburgh added a 50-yard Johnson field goal to start the second quarter.

Indianapolis responded with 14 unanswered points for a 14-13 halftime lead.

Pittsburgh regained the momentum on the opening drive of the second half. Starting from their own nine-yard line, the Steelers marched 91 yards in 16 plays while running 9:30 off the clock. The drive ended with a Jerome Bettis touchdown and a Stewart to John Farquhar two-point conversion.

The Steelers offense churned out 228 yards in the second half, while the defense held the Colts to 22 second-half yards and two first downs. Included in the Steelers three fourth-quarter touchdowns was Witman's 31-yard rushing touchdown which was his first NFL touchdown and second-longest postseason touchdown run in Steelers' history.

Five rushing touchdowns was a single-game postseason record. It was the fourth time in a Steeler playoff history they had a 100-yard rusher and 100-yard receiver in a game. The Steelers' 42 points was their highest point total in the postseason.

GAME SUMMARY

| | 1 | 2 | 3 | 4 | F |
|----------|----|----|---|----|----|
| Colts | 0 | 14 | 0 | 0 | 14 |
| STEELERS | 10 | 3 | 8 | 21 | 42 |

| TEAM | Q | PLAY | DRIVE | SCORE |
|------|---|---|-------------|-------|
| PIT | 1 | Johnson 29 FG | 8-51, 3:26 | 3-0 |
| PIT | 1 | Stewart 1 run (Johnson kick) | 4-31, 1:39 | 10-0 |
| PIT | 2 | Johnson 50 FG | 7-26, 2:25 | 13-0 |
| IND | 2 | Daniels 59 interception return (Blanchard kick) | - | 13-7 |
| IND | 2 | Bailey 9 pass from Harbaugh (Blanchard kick) | 4-60, 1:50 | 13-14 |
| PIT | 3 | Bettis 1 run (Stewart pass to Farquhar) | 16-91, 9:30 | 21-14 |
| PIT | 4 | Bettis 1 run (Johnson kick) | 5-18, 2:13 | 28-14 |
| PIT | 4 | Witman 31 run (Johnson kick) | 5-71, 2:39 | 34-14 |
| PIT | 4 | Stewart 3 run (Johnson kick) | 7-40, 3:14 | 42-14 |



Pittsburgh 3
New England 28



1996 AFC DIVISIONAL PLAYOFF (JAN. 5, 1997)

FOXBORO — The Steelers playoff hopes ended on a fog enshrouded field in Foxboro and a 28-3 defeat.

It was a game of big plays from the opening drive. Unfortunately, the Patriots made them and scored on three of their first four possessions.

Quarterback Drew Bledsoe hit Terry Glenn for a 53-yard gain against Rod Woodson on New England's first play from scrimmage. One play later, Curtis Martin made the score, 7-0.

The Steelers second possession ended with their second punt. New England used a short field to gain a 14-0 lead with a Bledsoe to Keith Byars 34-yard touchdown reception.

New England added an exclamation point when Martin broke a 78-yard touchdown run to open the second quarter. Pittsburgh's struggling offense gained just 29 yards in 13 plays in three first-quarter possessions. They fared no better in the second quarter, converting just one of seven third-down plays.

Jerome Bettis, despite two pulled groin muscles, tried to carry the ground attack. The Steelers turned a Chad Brown interception into a Norm Johnson field goal, giving them their only points of the day. But two second-half interceptions, including one that led to a third Martin touchdown, kept the Steelers from making a rally.

GAME SUMMARY

| | 1 | 2 | 3 | 4 | F |
|----------|----|---|---|---|----|
| STEELERS | 0 | 0 | 3 | 0 | 3 |
| Patriots | 14 | 7 | 0 | 7 | 28 |

| TEAM | Q | PLAY | DRIVE | SCORE |
|------|---|---|------------|-------|
| NE | 1 | Martin 2 run (Vinatieri kick) | 2-55, 0:51 | 0-7 |
| NE | 1 | Byars 34 pass from Bledsoe (Vinatieri kick) | 4-59, 1:59 | 0-14 |
| NE | 2 | Martin 78 run (Vinatieri kick) | 1-78, 0:12 | 0-21 |
| PIT | 3 | Johnson 29 FG | 5-26, 2:50 | 3-21 |
| NE | 4 | Martin 23 run (Vinatieri kick) | 6-61, 3:49 | 3-28 |

INDIVIDUAL STATS

| | |
|------|---|
| RUSH | IND: Bettis 13-43; McAfee 5-30; Tomczak 2-20; Stewart 4-19; Witman 3-11. |
| | PIT: Martin 19-166, 3 TD; Meggett 2-18; Byars 2-8; Greier 5-7; Zolak 3-(-4); Bledsoe 1-(-2). |
| | IND: Tomczak 29-16-2, 110; Stewart 10-0-0. |
| PASS | PIT: Bledsoe 24-14-2, 164, 1 TD; Zolak 2-1-0, 3. |
| | IND: Hastings 5-35; Botkin 2-20; Arnold 2-16; Mills 2-15; McAfee 2-7; Bettis 2-(-1); Witman 1-(-2). |
| REC | PIT: Byars 4-53, 1 TD; Glenn 3-69; Coates 3-18; Jefferson 3-18; Martin 2-9. |

TEAM STATS

| | Steelers | Colts |
|-----------------|------------|------------|
| First Downs | 12 (7-5-0) | 17 (9-6-2) |
| Third Downs | 3-18 (17%) | 5-13 (38%) |
| Fourth Downs | 2-4 (50%) | 0-1 (0%) |
| Total Net Yards | 213 | 346 |
| Plays-Avg. | 69-3.1 | 60-5.8 |
| Rushing Yards | 123 | 194 |
| Att.-Avg. | 27-4.6 | 32-6.1 |
| Passing Yards | 90 | 152 |
| Sacked by Opp. | 3-20 | 2-15 |
| Att.-Comp.-Int. | 39-16-2 | 26-15-2 |
| Punts-Avg. | 9-42 | 7-43.6 |
| Penalties | 3-15 | 2-21 |
| Fumbles-Lost | 0-0 | 0-0 |
| Time of Poss. | 28:39 | 31:21 |

INDIVIDUAL STATS

| | |
|------|---|
| RUSH | IND: Faulk 9-25; Groce 2-11; Harbaugh 3-6; Warren 1-(-1). PIT: Bettis 25-102, 2 TD; Stewart 9-48, 2 TD; Witman 7-48, 1 TD; McAfee 5-21; Hastings 2-7; Mills 1-4; Lester 1-2; Tomczak 1-(-1). |
| | IND: Harbaugh 32-12-1, 134, 1 TD; Justin 1-1-0, 6. PIT: Tomczak 21-13-2, 176; Stewart 1-1-0, 0. |
| PASS | IND: Harrison 3-71; Stablein 3-28; Faulk 3-10; Dawkins 2-18; Baily 1-9, 1 TD; Dilger 1-4. PIT: Johnson 5-109; Hastings 3-30; Botkin 2-26; Lester 2-7; Bettis 1-4; McAfee 1-0. |

TEAM STATS

| | Colts | Steelers |
|-----------------|------------|-------------|
| First Downs | 8 (0-7-1) | 24 (16-7-1) |
| Third Downs | 5-15 (33%) | 6-12 (50%) |
| Fourth Downs | 0-1 (0%) | 0-0 (0%) |
| Total Net Yards | 146 | 407 |
| Plays-Avg. | 52-2.8 | 73-5.6 |
| Rushing Yards | 41 | 231 |
| Att.-Avg. | 15-2.7 | 51-4.5 |
| Passing Yards | 105 | 176 |
| Sacked by Opp. | 4-35 | 0-0 |
| Att.-Comp.-Int. | 33-13-1 | 22-14-2 |
| Punts-Avg. | 8-42.4 | 2-41.5 |
| Penalties | 6-30 | 3-19 |
| Fumbles-Lost | 1-1 | 2-1 |
| Time of Poss. | 22:24 | 37:36 |



**New England 6
Pittsburgh 7**



1997 AFC DIVISIONAL PLAYOFF (JAN. 3, 1998)

PITTSBURGH — The Steelers defeated the New England Patriots for the second time in three weeks, 7-6, in the AFC Divisional Playoff.

Pittsburgh forced four turnovers, including two in the final 1:44 of the game, and advanced to the AFC Championship for the third time in four years.

The Steelers struck early when Kordell Stewart scampered around left end and raced 40 yards for a touchdown on the team's opening possession with 9:49 left in the first quarter. The drive began when rookie cornerback Chad Scott intercepted quarterback Drew Bledsoe and returned it 27 yards to the Steelers 38.

New England was limited to a pair of short field goals by Adam Vinatieri and fell two games short of a return to the Super Bowl.

Linebacker Jason Gildon recovered a pair of fumbles for the Steelers. The second recovery came after backup left end Mike Vrabel stripped Bledsoe of the ball, and Gildon pounced on it at the Pittsburgh 34 with 1:44 to play.

The Patriots got back the ball in the final seconds before linebacker Levon Kirkland intercepted a long pass by Bledsoe to seal the win.



**Denver 24
Pittsburgh 21**



1997 AFC CHAMPIONSHIP (JAN. 11, 1998)

PITTSBURGH — John Elway passed for two touchdowns in the final 1:47 of the first half to help Denver build a 24-14 lead, while the Broncos defense forced four turnovers by Pittsburgh quarterback Kordell Stewart to propel Denver to a 24-21 victory against the Steelers in the AFC Championship Game.

The Steelers, who were hosting the AFC Championship for the third time in four years under coach Bill Cowher, had a 14-7 lead after a Kordell Stewart 33-yard touchdown run in the first quarter.

Stewart was 6-of-17 for 69 yards with two interceptions in the first half. He finished 18-of-36 for 201 yards with three interceptions and a fumble.

The only score of the second half was a 15-yard touchdown pass from Stewart to Charles Johnson that pulled the Steelers within 24-21 with 2:46 left in the fourth quarter. The touchdown capped a 10-play, 79-yard drive in just 2:57.

Because Pittsburgh had all three timeouts left, Cowher opted not to attempt an on-side kick. But just after the two-minute warning on a third-and-six play, Elway drilled an 18-yard pass to tight end Shannon Sharpe to the Denver 33 with Jason Gildon in coverage. On the next play, Elway rolled right and flipped a 10-yard pass to Ed McCaffrey. Davis then broke off a 19-yard run with less than 50 seconds remaining to seal the win.

GAME SUMMARY

| | 1 | 2 | 3 | 4 | F |
|----------|---|---|---|---|---|
| Patriots | 0 | 3 | 0 | 3 | 6 |
| STEELERS | 7 | 0 | 0 | 0 | 7 |

| TEAM | Q | PLAY | DRIVE | SCORE |
|------|---|-------------------------------|-------------|-------|
| PIT | 1 | Stewart 40 run (Johnson kick) | 8-62, 3:41 | 7-0 |
| NE | 2 | Vinatieri 31 FG | 10-65, 3:37 | 7-3 |
| NE | 4 | Vinatieri 46 FG | 10-52, 4:44 | 7-6 |

GAME SUMMARY

| | 1 | 2 | 3 | 4 | F |
|----------|---|----|---|---|----|
| Broncos | 7 | 17 | 0 | 0 | 24 |
| STEELERS | 7 | 7 | 0 | 7 | 21 |

INDIVIDUAL STATS

| | |
|-------------|---|
| RUSH | PIT: Stewart 11-68 1 TD; Bettis 25-67; McAfee 1-10. NE: Shaw 10-22; Cullers 7-18; Bledsoe 2(-4). |
| | PASS |
| PASS | PIT: Stewart 31-14-1, 134. NE: Bledsoe 44-23-2, 264. |
| REC | PIT: Hawkins 4-28; Thigpen 3-54; Johnson 3-28; Lester 2-3; Blackwell 1-14; Bettis 1-7. NE: Jefferson 9-104; Glenn 5-96; Brisby 3-37; Byars 2-1; Shaw 1-13; Brown 1-6; Gash 1-6; Cullers 1-1. |

TEAM STATS

| | Patriots | Steelers |
|-----------------|-------------|------------|
| First Downs | 15 (1-14-0) | 16 (6-8-2) |
| Third Downs | 6-15 (40%) | 8-18 (44%) |
| Fourth Downs | 0-0 (0%) | 0-1 (0%) |
| Total Net Yards | 280 | 279 |
| Plays-Avg. | 65-4.3 | 70-4.0 |
| Rushing Yards | 36 | 145 |
| Att.-Avg. | 19-1.9 | 37-3.9 |
| Passing Yards | 244 | 134 |
| Sacked by Opp. | 2-20 | 2-0 |
| Att.-Comp.-Int. | 44-23-2 | 31-14-1 |
| Punts-Avg. | 7-42 | 9-32.7 |
| Penalties | 7-68 | 5-41 |
| Fumbles-Lost | 2-2 | 0-0 |
| Time of Poss. | 24:23 | 35:37 |

INDIVIDUAL STATS

| | |
|-------------|---|
| RUSH | PIT: Bettis 23-104, 1 TD; Stewart 3-44, 1 TD; McAfee 1-12. DEN: Davis 26-139, 1 TD; Elway 2-9; Hebron 2-2. |
| | PASS |
| PASS | PIT: Stewart 36-18-3, 201, 1 TD. DEN: Elway 31-18-1, 210, 3 TD. |
| REC | PIT: Thigpen 6-92; Hawkins 4-30; Johnson 3-34; Blackwell 2-19; Bruener 1-16; Lester 1-7; Bettis 1-3. DEN: Smith 6-87; McCaffrey 5-37, 1 TD; Sharpe 3-49; Griffith 2-26, 1 TD; Hebron 1-9; Davis 1-2. |

TEAM STATS

| | Broncos | Steelers |
|-----------------|-------------|-------------|
| First Downs | 23 (6-15-2) | 23 (8-13-2) |
| Third Downs | 8-14 (57%) | 6-11 (55%) |
| Fourth Downs | 0-0 (0%) | 0- (0%) |
| Total Net Yards | 345 | 354 |
| Plays-Avg. | 63-5.5 | 66-5.4 |
| Rushing Yards | 150 | 161 |
| Att.-Avg. | 30-5.0 | 27-6.0 |
| Passing Yards | 195 | 193 |
| Sacked by Opp. | 2-15 | 3-8 |
| Att.-Comp.-Int. | 31-18-1 | 36-18-3 |
| Punts-Avg. | 5-31.4 | 4-42 |
| Penalties | 4-21 | 4-71 |
| Fumbles-Lost | 2-1 | 1-1 |
| Time of Poss. | 30:01 | 29:59 |



**Baltimore 10
Pittsburgh 27**



2001 AFC DIVISIONAL PLAYOFF (JAN. 20, 2002)

PITTSBURGH — The Steelers advanced to the AFC Championship Game by dominating the Baltimore Ravens during a 27-10 victory at Heinz Field.

Starting running back Jerome Bettis missed the game due to an adverse reaction to pain medication that he received prior to the game.

However, the Steelers' defense dominated the game, limiting Baltimore to only 22 yards rushing and 150 yards total, while intercepting Ravens quarterback Elvis Grbac three times, including two interceptions in the end zone by free safety Brent Alexander.

Steelers' cornerback Chad Scott intercepted Grbac's first pass of the game to set up Kris Brown's 21-yard field goal that gave Pittsburgh a 3-0 first quarter lead.

Pittsburgh extended their lead to 10-0 later in the quarter when running back Amos Zereoue capped a 51-yard drive with a one-yard touchdown run.

Zereoue's second touchdown, also from one yard out, increased the Steelers' lead to 17-0 midway through the second quarter. Brown's 46-yard field goal on Pittsburgh's next drive gave the Steelers a 20-0 advantage with 3:46 left in the first half.

A 26-yard field goal by Baltimore kicker Matt Stover made the score 20-3 at halftime. Jerome Lewis' 88-yard punt return for a touchdown in the third quarter pulled the Ravens to within 20-10.

Pittsburgh made the final score 27-10 when quarterback Kordell Stewart completed a 32-yard touchdown pass to wide receiver Plaxico Burress early in the fourth quarter.

GAME SUMMARY

| | 1 | 2 | 3 | 4 | F |
|----------|----|----|---|---|----|
| Ravens | 0 | 3 | 7 | 0 | 10 |
| STEELERS | 10 | 10 | 0 | 7 | 27 |

| TEAM | Q | TIME | PLAY | DRIVE | SCORE |
|------|---|-------|---|-------------|-------|
| PIT | 1 | 9:07 | Brown 21 FG | 7-40; 4:16 | 7-0 |
| PIT | 1 | 3:49 | Zereoue 1 run (Brown kick) | 7-51; 3:13 | 10-0 |
| PIT | 2 | 5:43 | Zereoue 1 run (Brown kick) | 6-43; 3:27 | 17-0 |
| PIT | 2 | 3:46 | Brown 46 FG | 4-6; 1:33 | 20-0 |
| BAL | 2 | 0:51 | Stover 26 FG | 11-57; 2:55 | 20-3 |
| BAL | 3 | 7:18 | J. Lewis 88 punt return (Stover kick) | -- ; -- | 20-10 |
| PIT | 4 | 14:11 | Burress 32 pass from Stewart (Brown kick) | 12-83; 5:54 | 27-10 |

INDIVIDUAL STATS

| | |
|-------------|---|
| RUSH | BAL: Allen 4-11; Brookins 4-6; Williams 3-5. |
| | PIT: Zereoue 24-63, 2 TD; Fuamatu-Ma'afala 12-30; Stewart 10-30; Edwards 1-23; Ward 1-6; Witman 1-2. |
| PASS | BAL: Grbac 37-18-3, 153. |
| | PIT: Stewart 22-12-1, 154, 1 TD. |
| REC | BAL: Sharpe 5-56; Taylor 4-27; Williams 4-24; Allen 3-11; Stokley 1-27; Ismail 1-8. |
| | PIT: Burress 5-84, 1 TD; Ward 3-37; Zereoue 2-13; Shaw 1-14; Edwards 1-6. |

TEAM STATS

| | Ravens | Steelers |
|-----------------|------------|-------------|
| First Downs | 7 (0-6-1) | 21 (11-8-2) |
| Third Downs | 1-12 (8%) | 7-16 (44%) |
| Fourth Downs | 1-1 (100%) | 0-0 (0%) |
| Total Net Yards | 150 | 297 |
| Plays-Avg. | 51-2.9 | 73-4.1 |
| Rushing Yards | 22 | 154 |
| Att.-Avg. | 11-2.0 | 49-3.1 |
| Passing Yards | 128 | 143 |
| Sacked by Opp. | 3-25 | 2-11 |
| Att.-Comp.-Int. | 37-18-3 | 22-12-1 |
| Punts-Avg. | 8-37.4 | 5-41.6 |
| Penalties | 6-70 | 6-40.3 |
| Fumbles-Lost | 1-1 | 3-0 |
| Time of Poss. | 19:15 | 40:45 |



**New England 24
Pittsburgh 17**



2001 AFC CHAMPIONSHIP (1.27.2002)

PITTSBURGH — After trailing 21-3 in the third quarter, a Steelers' comeback fell short as Pittsburgh was defeated by the Patriots, 24-17, ending their Super Bowl hopes.

Despite the anticipated return of running back Jerome Bettis, the Steelers ground game never got rolling against a Patriots defense that held Pittsburgh's league leading rushing attack to a season-low 58 yards.

New England jumped out to a 7-0 lead after a penalty nullified a 64-yard Josh Miller punt and Troy Brown returned the second kick 55 yards for a touchdown in the first quarter. The Steelers responded with a 10-play, 65-yard drive that ended with Kris Brown booting a 30-yard field goal to cut the Patriots' lead to 7-3.

With two minutes left in the first half, New England quarterback Tom Brady was forced out of the game with an ankle injury after completing a 28-yard pass to Troy Brown on a key third-down play. Drew Bledsoe came in and moved the offense 40-yards in four plays, capped by an 11-yard touchdown pass to David Patten, giving the Patriots to take a 14-3 halftime lead.

Things continued to look glum for Pittsburgh when Kris Brown's 34-yard field goal attempt was blocked by defensive lineman Brian Mitchell and recovered by Troy Brown who lateraled the ball to Antwan Harris for a 49-yard return for a touchdown to give New England a 21-3 advantage.

The Steelers offense then found their rhythm, scoring on the next two possessions with touchdown runs (1, 11) by Jerome Bettis and Amos Zereoue, respectively, pulling Pittsburgh within 21-17 through three quarters.

New England kicker Adam Vinatieri's 44-yard field goal early in the fourth quarter put the Patriots up 24-17 with 11:12 left. The Steelers were forced to punt on the ensuing drive and Kordell Stewart was intercepted in their final two possessions.

GAME SUMMARY

| | 1 | 2 | 3 | 4 | F |
|----------|---|---|----|---|----|
| Patriots | 7 | 7 | 7 | 3 | 24 |
| STEELERS | 0 | 3 | 14 | 0 | 17 |

| TEAM | Q | TIME | PLAY | DRIVE | SCORE |
|------|---|-------|---|-------------|-------|
| NE | 1 | 3:42 | T. Brown 55 punt return | -- ; -- | 7-0 |
| PIT | 2 | 13:33 | K. Brown 30 FG | 10-65; 5:09 | 7-3 |
| NE | 2 | 0:58 | Patten 11 pass from Bledsoe (Vinatieri kick) | 7-70; 1:44 | 14-3 |
| NE | 3 | 8:51 | Harris 49 return of blocked FG (Vinatieri kick) | -- ; -- | 21-3 |
| PIT | 3 | 5:11 | Bettis 1 run (Brown kick) | 8-79; 3:40 | 21-10 |
| PIT | 3 | 1:29 | Zereoue 11 run (Brown kick) | 5-32; 1:41 | 21-17 |
| NE | 4 | 11:12 | Vinatieri 44 FG | 11-45; 5:17 | 24-17 |

INDIVIDUAL STATS

| | |
|-------------|--|
| RUSH | NE: Smith 15-47; Redmond 3-13; Brady 2-3; Edwards 1-3; Bledsoe 4-1. |
| | PIT: Stewart 8-41; Zereoue 4-11, 1 TD; Bettis 9-8, 1 TD; Ward 1-(2). |
| PASS | NE: Bledsoe 21-10-0, 102, 1 TD; Brady 18-12-0, 115. |
| | PIT: Stewart 42-24-3, 255. |
| REC | NE: Brown 8-121; Patten 4-39, 1 TD; Edwards 4-26; Johnson 2-22; Wiggins 2-7; Redmond 2-2. |
| | PIT: Ward 6-64; Burress 5-67; Zereoue 4-50; Bettis 2-23; Edwards 2-16; Kreider 2-13; Cushing 1-10; Shaw 1-9; Tuman 1-3. |

TEAM STATS

| | Patriots | Steelers |
|-----------------|-------------|-------------|
| First Downs | 15 (4-11-0) | 23 (4-14-5) |
| Third Downs | 6-17 (35%) | 4-14 (29%) |
| Fourth Downs | 0-1 (0%) | 0-0 (0%) |
| Total Net Yards | 259 | 306 |
| Plays-Avg. | 68-3.8 | 67-4.6 |
| Rushing Yards | 67 | 58 |
| Att.-Avg. | 25-2.7 | 22-2.6 |
| Passing Yards | 192 | 248 |
| Sacked by Opp. | 4-25 | 3-7 |
| Att.-Comp.-Int. | 39-22-0 | 42-24-3 |
| Punts-Avg. | 7-39.1 | 6-43.0 |
| Penalties | 12-87 | 3-25 |
| Fumbles-Lost | 0-0 | 2-1 |
| Time of Poss. | 30:55 | 29:05 |



Cleveland 33
Pittsburgh 36



2002 AFC WILD CARD (JAN. 5, 2003)

PITTSBURGH — The Steelers rallied from a 13-point, fourth-quarter deficit to defeat the Cleveland Browns, 36-33, in one of the most thrilling games in team history.

The Steelers overcame three early turnovers to register the come-from-behind victory. Pittsburgh trailed 24-7 in the third quarter and 33-21 in the fourth before scoring two touchdowns in the final 3:06 to win.

The Browns led 14-0 after a touchdown run by RB William Green and a 32-yard TD pass by QB Kelly Holcomb to WR Dennis Northcutt.

Steelers' rookie WR Antwan Randle El muffed a punt early that set up a Browns' score, but he rebounded to return his next punt 66 yards for a touchdown to make the score, 14-7.

The Browns increased their lead to 24-7 on a 31-yard field goal by K Phil Dawson and a 15-yard touchdown pass.

Steelers QB Tommy Maddox, who threw for a team postseason-record 367 yards and three touchdowns, connected with WR Plaxico Burress for a six-yard touchdown pass with 3:50 left in the third quarter to close the score to 24-14.

A 22-yard touchdown pass by Holcomb increased Cleveland's lead to 33-21 after a failed two-point conversion attempt.

Maddox led Pittsburgh on a 10-play, 77-yard drive, capped off by a five-yard TD pass to WR Hines Ward to pull within five, 33-28.

Pittsburgh forced the Browns to punt and then drove 61 yards in 1:41, culminating with a three-yard touchdown run by RB Chris Fuamatu-Ma'afala. Randle El then completed a pass to Tuman for the two-point conversion to give the Steelers a 36-33 lead.



Pittsburgh 31
Tennessee 34 (ot)



2002 AFC DIVISIONAL PLAYOFF (1.11.2003)

NASHVILLE — The Steelers lost a hard-fought game against the Tennessee Titans in overtime, 34-31.

The Titans jumped out to a 14-0 first-quarter lead, but the Steelers scored 20 straight points by early in the third quarter.

QB Tommy Maddox led Pittsburgh on an eight-play, 61-yard drive at the end of the second quarter and Reed's 39-yard field goal made the score 14-13 at the half.

On Tennessee's first play from scrimmage in the second half, Steelers NT Casey Hampton tackled George for a two-yard loss, forcing a fumble that was recovered by DE Aaron Smith. George received a concussion and did not return to the game.

Pittsburgh capitalized on the fumble when RB Amos Zereoue broke several tackles and raced 31 yards for a touchdown on the first play, which put it ahead 20-14.

Two Tennessee scores made it 28-20 before Maddox connected with Ward for a 21-yard touchdown pass in the fourth quarter to make the score 28-26. Ward tied the game with a pass to Plaxico Burress for the two-point conversion.

Reed's 40-yard field goal and a 42-yard kick by Tennessee K Joe Nedney made the score 31-31 in the fourth quarter. Nedney missed a 48-yard attempt at the end of regulation.

Tennessee got the ball in overtime and moved into field-goal position. Nedney missed a 31-yard attempt, but Steelers CB Dewayne Washington was flagged for running into the kicker. Nedney then converted a 26-yarder to give the Titans a 34-31 victory.

GAME SUMMARY

| | 1 | 2 | 3 | 4 | F |
|----------|----|----|---|---|----|
| Ravens | 0 | 3 | 7 | 0 | 10 |
| STEELERS | 10 | 10 | 0 | 7 | 27 |

| TEAM | Q | TIME | PLAY | DRIVE | SCORE |
|------|----|-------|--|-------------|-------|
| TEN | 1 | 11:01 | McNair 8 run (Nedney kick) | 7-52; 3:19 | 0-7 |
| TEN | 1 | 0:17 | George 1 run (Nedney kick) | 16-76; 9:03 | 0-14 |
| PIT | 2 | 9:29 | Ward 8 pass from Maddox (Reed kick) | 2-8; 9:03 | 7-14 |
| PIT | 2 | 6:47 | Reed 30 FG | 5-47; 1:53 | 10-14 |
| PIT | 2 | 0:00 | Reed 39 FG | 8-61; 1:35 | 13-14 |
| PIT | 3 | 14:37 | Zereoue 31 run (Reed kick) | 1-31; 0:08 | 20-14 |
| TEN | 3 | 9:37 | Wycheck 7 pass from McNair (Nedney kick) | 8-63; 5:00 | 20-21 |
| TEN | 3 | 4:38 | Kinney 2 pass from McNair (Nedney kick) | 8-58; 4:04 | 20-28 |
| PIT | 4 | 10:09 | Ward 21 pass from Maddox (Ward-Burress pass)6-65; 2:07 | 28-28 | |
| PIT | 4 | 8:30 | Reed 40 FG | 5-35; 1:24 | 31-28 |
| TEN | 4 | 5:40 | Nedney 42 FG | 7-34; 2:50 | 31-31 |
| TEN | OT | 12:45 | Nedney 26 FG | 5-61; 2:15 | 31-34 |

GAME SUMMARY

| | 1 | 2 | 3 | 4 | F |
|----------|---|----|---|----|----|
| Browns | 7 | 10 | 7 | 9 | 33 |
| STEELERS | 0 | 7 | 7 | 22 | 36 |

| TEAM | Q | TIME | PLAY | DRIVE | SCORE |
|------|---|-------|---|-------------|-------|
| CLE | 1 | 13:44 | Green 1 run (Dawson kick) | 1:16 | 0-7 |
| CLE | 2 | 14:38 | Northcutt 32 pass from Holcomb (Dawson kick) | 1-32; 0:06 | 0-14 |
| PIT | 2 | 9:35 | Randle El 66 punt return (Reed kick) | --; -- | 7-14 |
| CLE | 2 | 0:49 | Dawson 31 FG | 10-45; 4:24 | 7-17 |
| CLE | 3 | 12:11 | Northcutt 15 pass from Holcomb (Dawson kick) | 3-14; 0:49 | 7-24 |
| PIT | 3 | 3:50 | Burress 6 pass from Maddox (Reed kick) | 10-71; 3:45 | 14-24 |
| CLE | 4 | 14:52 | Dawson 24 FG | 8-64; 3:58 | 14-27 |
| PIT | 4 | 12:28 | Tuman 3 pass from Maddox (Reed kick) | 6-65; 2:24 | 21-27 |
| CLE | 4 | 10:17 | Andre Davis 22 pass from Maddox (pass failed) | 5-61; 2:11 | 21-33 |
| PIT | 4 | 3:06 | Ward 5 pass from Maddox (Reed kick) | 10-77; 2:24 | 28-33 |
| PIT | 4 | 0:54 | Fuamatu-Ma'afala 3 run (Randle El-Tuman pass)6-61; 1:41 | 36-33 | |

INDIVIDUAL STATS

| | STEELERS | TITANS |
|-------------|---|---|
| RUSH | CLE: Green 25-30, 1 TD; Northcutt 1-5; Holcomb 2-3. | PIT: Zereoue 13-73; Maddox 2-7; Fuamatu-Ma'afala 2-4, 1 TD; Ward 1-4; Randle El 1-3; Bettis 1-(-2). |
| | PASS | CLE: Holcomb 43-26-1, 429, 3 TD. PIT: Maddox 48-30-2, 367, 3 TD. |
| | REC | CLE: Northcutt 6-92, 2 TD; White 5-45; Johnson 4-140; Campbell 3-31; Andre Davis 2-65, 1 TD; Morgan 2-30; Green 2-8; King 1-16; Sanders 1-2. PIT: Ward 11-104, 1 TD; Burress 6-100, 1 TD; Randle El 5-85; Mathis 3-40; Tuman 3-18, 1 TD; Fuamatu-Ma'afala 2-20. |

TEAM STATS

| | Browns | Steelers |
|-----------------|-------------|-------------|
| First Downs | 21 (2-18-1) | 30 (3-24-3) |
| Third Downs | 8-17 (47%) | 3-10 (30%) |
| Fourth Downs | 0-0 (0%) | 0-0 (0%) |
| Total Net Yards | 447 | 432 |
| Plays-Avg. | 73-6.1 | 71-6.1 |
| Rushing Yards | 38 | 89 |
| Att.-Avg. | 28-1.4 | 20-4.5 |
| Passing Yards | 409 | 343 |
| Sacked by Opp. | 2-20 | 3-24 |
| Att.-Comp.-Int. | 43-26-1 | 48-30-2 |
| Punts-Avg. | 7-38.6 | 6-35.3 |
| Penalties | 9-75 | 4-35 |
| Fumbles-Lost | 0-0 | 1-1 |
| Time of Poss. | 33:02 | 26:58 |

INDIVIDUAL STATS

| | |
|--|--|
| RUSH | PIT: Zereoue 14-49, 1 TD; Randle El 1-11; Bettis 3-6; Ward 2-1. |
| | TEN: George 15-33, 1 TD; McNair 8-29, 1 TD; Mason 2-20; Holcombe 11-17. |
| | PASS |
| PIT: Maddox 41-21-1, 266, 2 TD; Randle El 1-0-0, 0. | |
| TEN: McNair 44-27-2, 338, 2 TD; O'Donnell 1-0-0, 0. | |
| REC | PIT: Ward 7-82, 2 TD; Randle El 4-53, Mathis 3-40; Burress 2-62; Kreider 2-14; Zereoue 2-10; Fuamatu-Ma'afala 1-5. |
| TEN: Wycheck 10-123, 1 TD; Bennett 7-85; Mason 5-47; McCareins 2-53; Kinney 2-20; Holcombe 1-10. | |

TEAM STATS

| | Steelers | Titans |
|-----------------|-------------|--------------|
| First Downs | 21 (4-12-5) | 29 (10-18-1) |
| Third Downs | 4-14 (29%) | 12-18 (67%) |
| Fourth Downs | 0-0 (0%) | 1-1 (100%) |
| Total Net Yards | 324 | 430 |
| Plays-Avg. | 63-5.1 | 82-5.2 |
| Rushing Yards | 67 | 99 |
| Att.-Avg. | 20-3.4 | 36-2.8 |
| Passing Yards | 257 | 331 |
| Sacked by Opp. | 1-9 | 1-7 |
| Att.-Comp.-Int. | 42-21-1 | 45-27-2 |
| Punts-Avg. | 6-31.8 | 4-28.8 |
| Penalties | 6-41 | 8-92 |
| Fumbles-Lost | 0-0 | 2-2 |
| Time of Poss. | 24:33 | 37:32 |



**New York Jets 17
Pittsburgh 20 (ot)**



2004 AFC DIVISIONAL PLAYOFF (JAN. 15, 2005)

PITTSBURGH — A 33-yard field goal by K.Jeff Reed allowed the Steelers to pull out a thrilling, 20-17, overtime victory against the New York Jets at Heinz Field.

The Steelers nearly saw their Super Bowl dreams end twice in the fourth quarter, but Jets K Doug Brien missed field goals of 47 and 43 yards in the final 2:02, sending the game into overtime tied at 17-17.

Pittsburgh took a 3-0 lead in the first quarter on a 45-yard field goal by Reed. Steelers' SS Troy Polamalu intercepted Pennington's next pass and returned it 14 yards to the Jets 25-yard line, setting up a three-yard touchdown run by RB Jerome Bettis for a 10-0 Pittsburgh lead.

The Jets tied the game in the second quarter on a field goal (42) by Brien and a 75-yard punt return by Santana Moss.

The game remained tied until late in the third quarter when Steelers QB Ben Roethlisberger was intercepted by Jets SS Reggie Tongue, who returned the ball 86 yards for a touchdown and a 17-10 New York lead.

The Jets held the lead until Roethlisberger completed a four-yard shovel pass to WR Hines Ward, tying the game at 17-17, with six minutes left in regulation.

Brien missed a 47-yard field-goal attempt with 2:02 left in regulation, but Roethlisberger was intercepted by Jets CB David Barrett, who returned it 24 yards to the Pittsburgh 37. Brien, however, missed a 43-yard attempt at the end of regulation to send the game into overtime.

After the Jets were forced to punt on their first drive in overtime, Pittsburgh regained possession at their own 13-yard line and moved the ball 72 yards on 13 plays, to the New York 15-yard line. After a New York timeout, Reed booted his 33-yard field goal to win the game.



**New England 41
Pittsburgh 27**



2004 AFC CHAMPIONSHIP (JAN. 23, 2005)

PITTSBURGH — The Steelers dreams of advancing to the Super Bowl ended as they lost a disappointing 41-27 loss to New England in the AFC Championship Game at Heinz Field.

Three first-half Steelers' turnovers were converted into 17 New England points as the Patriots jumped out to a 24-3 lead at halftime, despite controlling the ball for only 10:19.

Steelers rookie QB Ben Roethlisberger suffered his first career loss as a starter. His first pass of the game was intercepted by New England, setting up a 48-yard Adam Vinatieri field goal.

New England capitalized on its next possession when QB Tom Brady hit WR Deion Branch for a 60-yard touchdown score.

Pittsburgh cut the lead to 10-3 on a 43-yard field goal by K.Jeff Reed. The Patriots extended their lead to 17-3 on a nine-yard TD pass to WR David Gibson.

The Steelers were ready to answer on their next drive, moving the ball to the New England 19. But Roethlisberger's pass was picked off by S Rodney Harrison and returned 87 yards for a touchdown.

Steelers RB Jerome Bettis scored on a five-yard touchdown run to bring Pittsburgh within 24-10 in the third. On the next drive, though, the Patriots increased the lead to 31-10 on a 25-yard touchdown run by Corey Dillon.

A 30-yard touchdown pass to WR Hines Ward and a 20-yard field goal by Jeff Reed trimmed the lead to 31-17.

Vinatieri's 31-yard field goal and a 23-yard touchdown pass to Branch extended the Patriots lead to 41-20.

Pittsburgh scored its final touchdown on a seven-yard pass to Burress, but New England ran out the clock for the victory.

GAME SUMMARY

| | 1 | 2 | 3 | 4 | OT | F |
|----------|----|----|---|---|----|----|
| Jets | 0 | 10 | 7 | 0 | 0 | 17 |
| STEELERS | 10 | 0 | 0 | 7 | 3 | 20 |

| TEAM | Q | TIME | PLAY | DRIVE | SCORE |
|------|---|-------|---|-------------|-------|
| PIT | 1 | 5:18 | Reed 45 FG | 7-37; 3:20 | 3-0 |
| PIT | 1 | 1:58 | Bettis 3 run (Reed kick) | 5-25; 2:18 | 10-0 |
| NYJ | 2 | 10:33 | Brien 42 FG | 11-38; 6:25 | 10-3 |
| NYJ | 2 | 3:00 | Moss 75 punt return (Brien kick) | —; — | 10-10 |
| NYJ | 3 | 3:52 | Tongue 86 interception return (Brien kick) | —; — | 10-17 |
| PIT | 4 | 6:00 | Ward 4 pass from Roethlisberger (Reed kick) | 12-66; 6:41 | 17-17 |
| PIT | 5 | 3:56 | Reed 33 FG | 14-72; 8:19 | 20-17 |

GAME SUMMARY

| | 1 | 2 | 3 | 4 | F |
|----------|----|----|----|----|----|
| Patriots | 10 | 14 | 7 | 10 | 41 |
| STEELERS | 3 | 0 | 14 | 10 | 27 |

| INDIVIDUAL STATS | |
|------------------|---|
| RUSH | NYJ: Martin 19-77; Jordan 5-30; Pennington 2-3; Cotchery 1-0. |
| | PIT: Bettis 27-101, 1 TD; Staley 11-54; Roethlisberger 4-30; Haynes 1-8. |
| | NYJ: Pennington 33-21-1, 182. |
| PASS | PIT: Roethlisberger 30-17-2, 181, 1 TD. |
| | NYJ: McCareins 5-82; Moss 4-31; Martin 4-29; Sowell 3-11; Becht 2-15; Baker 2-8; Jordan 1-6. |
| REC | PIT: Ward 10-105, 1 TD; Burress 2-28; Mays 2-19; Bettis 1-21; Randle El 1-6; Haynes 1-2. |

| TEAM STATS | | |
|-----------------|-------------|--------------|
| | Jets | Steelers |
| First Downs | 17 (4-11-2) | 23 (10-13-0) |
| Third Downs | 3-12 (25%) | 8-15 (53%) |
| Fourth Downs | 0-0 (0%) | 0-0 (0%) |
| Total Net Yards | 275 | 364 |
| Plays-Avg. | 63-4.4 | 74-4.9 |
| Rushing Yards | 110 | 193 |
| Att.-Avg. | 27-4.1 | 43-4.5 |
| Passing Yards | 165 | 171 |
| Sacked by Opp. | 3-17 | 1-10 |
| Att.-Comp.-Int. | 33-21-1 | 30-17-2 |
| Punts-Avg. | 6-38.5 | 5-39.6 |
| Penalties | 4-35 | 6-45 |
| Fumbles-Lost | 0-0 | 1-1 |
| Time of Poss. | 31:22 | 39:42 |

| INDIVIDUAL STATS | |
|------------------|--|
| RUSH | NE: Dillon 24-73, 1 TD; Branch 2-37, 1 TD; Faulk 3-20, 1 TD; Brady 2-(-2); Givens 1-(-2). |
| | PIT: Bettis 17-64, 1 TD; Roethlisberger 5-45; Haynes 5-28; Staley 10-26. |
| | NE: Brady 21-14-0, 207, 2 TD. |
| PASS | PIT: Roethlisberger 24-14-3, 226, 2 TD. |
| | NE: Givens 5-59, 1 TD; Branch 4-116, 1 TD; Brown 1-11; Fauria 1-9; Patten 1-8; Dillon 1-5; Graham 1-(-1). |
| REC | PIT: Ward 5-109, 1 TD; Randle El 3-52; Burress 3-37; Haynes 1-14; Tuman 1-8; Rasby 1-6. |

| TEAM STATS | | |
|-----------------|------------|-------------|
| | Patriots | Steelers |
| First Downs | 18 (7-9-2) | 19 (8-11-0) |
| Third Downs | 5-12 (42%) | 4-12 (33%) |
| Fourth Downs | 1-1 (100%) | 1-2 (50%) |
| Total Net Yards | 322 | 388 |
| Plays-Avg. | 55-5.9 | 62-6.3 |
| Rushing Yards | 126 | 163 |
| Att.-Avg. | 32-3.9 | 37-4.4 |
| Passing Yards | 196 | 225 |
| Sacked by Opp. | 2-11 | 1-1 |
| Att.-Comp.-Int. | 21-14-0 | 24-14-3 |
| Punts-Avg. | 4-40.3 | 3-43.0 |
| Penalties | 1-5 | 2-20 |
| Fumbles-Lost | 1-0 | 2-1 |
| Time of Poss. | 28:29 | 31:31 |



Pittsburgh 31
Cincinnati 17



2005 AFC WILD CARD (JAN. 8, 2006)

CINCINNATI — Pittsburgh scored 24 unanswered points to turn a 17-7 deficit into a 31-17 victory over Cincinnati in the AFC Wild Card Game at Paul Brown Stadium.

The Pittsburgh offense compiled 346 total yards led by QB Ben Roethlisberger, who tossed three touchdowns and finished with a QB rating of 148.7. RB Jerome Bettis ran for 52 yards on 10 carries (5.2 avg.) and one touchdown. WR Cedric Wilson caught three passes for 104 yards (34.7 avg.), with one touchdown.

The Steelers defense recorded four sacks and two interceptions while holding the Bengals to just 84 yards rushing.

Cincinnati was dealt an early blow when starting QB Carson Palmer suffered a torn ACL on the first offensive play of the game. The Bengals jumped out to a 10-0 lead with a 23-yard field goal by K Shayne Graham and a 20-yard touchdown run by RB Rudi Johnson.

Pittsburgh got on the board when RB Willie Parker took a screen pass 19 yards for a touchdown, the first postseason touchdown catch by a Steelers' running back since Rocky Bleier in Super Bowl XIII (Jan. 21, 1979).

Backup QB Jon Kitna gave the Bengals another 10-point lead after he hit WR T.J. Houshmandzadeh for a seven-yard score.

Pittsburgh responded with four straight scores. Roethlisberger completed a five-yard touchdown pass to WR Hines Ward for the final score of the first half. Ward extended his streak to five consecutive postseason games with at least one touchdown.

The Steelers scored on their opening drive of the second half with a five-yard touchdown run by Bettis to give Pittsburgh its first lead at 21-17. Pittsburgh extended its lead with a trick play. WR Antwan Randle El took a direct snap and ran to his right. He stopped and threw the ball across the field to Roethlisberger, who then threw a 43-yard touchdown strike to Wilson.



Pittsburgh 21
Indianapolis 18



2005 AFC DIVISIONAL PLAYOFF (JAN. 15, 2006)

INDIANAPOLIS — Pittsburgh advanced to its second straight AFC Championship game with a dramatic 21-18 victory over the Indianapolis Colts at the RCA Dome. The win propelled the Steelers to their sixth appearance in the conference title game during Bill Cowher's 14 seasons as head coach for Pittsburgh and it also marked the first time a six seed advanced to the conference championship in league history.

Avenge an earlier-season setback to the Colts, Pittsburgh came out of the gates on fire by scoring on a 10-play, 84-yard drive to open the game that culminated with a six-yard touchdown pass from QB Ben Roethlisberger to WR Antwan Randle El.

The Steelers upped their lead to 14-0 in the first quarter after Roethlisberger connected with rookie TE Heath Miller on a seven-yard score.

Pittsburgh's defense, which kept the high-scoring Indianapolis offense in check for most of the game, allowed just a field goal in the first half as they entered the half with a 14-3 advantage.

The Steelers stretched the lead to 21-3 with under two minutes remaining in the third quarter as RB Jerome Bettis dove in from one yard out. It was his eighth career postseason rushing touchdown and the fourth straight game with a rushing score.

Indianapolis finally posted a touchdown as Peyton Manning hit Dallas Clark for a 50-yard strike early in the fourth quarter, pulling the Colts to within 21-10.

Pittsburgh took over with eight minutes off the clock but came up empty on their next offensive drive. Indianapolis then used a three-yard rushing touchdown by Edgerin James and a successful two-point conversion to make the game 21-18 with 4:24 remaining.

After punting the ball back to the Colts with 2:31 left in the game, Pittsburgh's defense appeared to have sealed the victory by pressuring Indianapolis to minus-16 yards while giving the ball back to its' offense on the two-yard line.

However, on the first play Bettis uncharacteristically fumbled and Nick Harper picked up the ball and darted to the Colts' 42-yard line before Roethlisberger made a shoestring tackle. Five plays later, Mike Vanderjagt's potential game-tying 46-yard field goal sailed wide right with 21 seconds remaining.

Roethlisberger became the first quarterback in NFL history to reach the conference championship game in each of his first two seasons as he finished 14-of-24 for 197 yards and two touchdowns and one interception.

GAME SUMMARY

GAME SUMMARY

| | 1 | 2 | 3 | 4 | F |
|----------|----|----|----|---|----|
| STEELERS | 0 | 14 | 14 | 3 | 31 |
| BENGALS | 10 | 7 | 0 | 0 | 17 |

| | 1 | 2 | 3 | 4 | F |
|----------|----|---|---|----|----|
| STEELERS | 14 | 0 | 7 | 0 | 21 |
| COLTS | 0 | 3 | 0 | 15 | 18 |

| TEAM | Q | TIME | PLAY | DRIVE | SCORE |
|------|---|-------|--|------------|-------|
| CIN | 1 | 6:54 | Graham 23 FG | 9-84; 4:25 | 0-3 |
| CIN | 1 | 1:09 | Johnson 20 run (Graham kick) | 7-76; 3:26 | 0-10 |
| PIT | 2 | 13:11 | Parker 19 pass from Roethlisberger (Reed kick) | 8-60; 2:58 | 7-10 |
| CIN | 2 | 6:13 | Houshmandzadeh 7 pass from Kitna (Graham kick) 14-57; 6:58 | 7-17 | 7-17 |
| PIT | 2 | 3:48 | Ward 5 pass from Roethlisberger (Reed kick) | 6-76; 2:25 | 14-17 |
| PIT | 3 | 5:12 | Bettis 5 run (Reed kick) | 8-66; 4:39 | 21-17 |
| PIT | 3 | 1:13 | Wilson 43 pass from Roethlisberger (Reed kick) | 3-50; 1:25 | 28-17 |
| PIT | 4 | 10:29 | Reed 21 FG | 6-37; 2:56 | 31-17 |

| TEAM | Q | TIME | PLAY | DRIVE | SCORE |
|------|---|-------|--|-------------|-------|
| PIT | 1 | 9:25 | Randle El 6 pass from Roethlisberger (Reed kick) | 10-84; 5:35 | 7-0 |
| PIT | 1 | 3:12 | Miller 7 pass from Roethlisberger (Reed kick) | 7-72; 2:53 | 14-0 |
| IND | 2 | 1:20 | Vanderjagt 20 FG | 15-96; 9:39 | 14-3 |
| PIT | 3 | 1:26 | Bettis 1 run (Reed kick) | 6-30; 3:21 | 21-3 |
| IND | 4 | 14:09 | Clark 50 pass from Manning (Vanderjagt kick) | 6-72; 2:17 | 21-10 |
| IND | 4 | 4:24 | James 3 run (Manning to Wayne pass) | 6-80; 1:39 | 21-18 |

INDIVIDUAL STATS

| | |
|------|---|
| RUSH | PIT: Parker 17-59; Bettis 17-46, 1 TD; |
| | Haynes 2-8; Kreider 1-2; Roethlisberger 5(-3). |
| | IND: James 13-56, 1 TD; Rhodes 1-2. |
| PASS | PIT: Roethlisberger 24-14-1, 197, 2 TD. |
| | IND: Manning 38-22-1, 290, 1 TD. |
| REC | PIT: Ward 3-68; Miller 3-61, 1 TD; Randle El 3-30, 1 TD; Parker 3-19; Tuman 1-19; Haynes 1-0. |
| | IND: Wayne 7-97; James 5-26; Clark 4-84, 1 TD; Harrison 3-52; Fletcher 2-18; Stokley 1-13. |

TEAM STATS

| | Steelers | Bengals |
|-----------------|------------|-------------|
| First Downs | 19 (9-8-2) | 19 (4-13-2) |
| Third Downs | 6-11 (55%) | 9-16 (56%) |
| Fourth Downs | 0-0 (0%) | 0-1 (0%) |
| Total Net Yards | 346 | 327 |
| Plays-Avg. | 56-6.2 | 65-5.0 |
| Rushing Yards | 144 | 84 |
| Att.-Avg. | 34-4.2 | 20-4.2 |
| Passing Yards | 202 | 243 |
| Sacked by Opp. | 4-20 | 1-6 |
| Att.-Comp.-Int. | 21-14-0 | 41-25-2 |
| Punts-Avg. | 3-47.0 | 3-43.7 |
| Penalties | 6-39 | 7-90 |
| Fumbles-Lost | 0-0 | 2-0 |
| Time of Poss. | 28:57 | 31:03 |

TEAM STATS

| | Steelers | Colts |
|-----------------|-------------|-------------|
| First Downs | 21 (10-8-3) | 15 (4-11-0) |
| Third Downs | 6-14 (43%) | 3-13 (23%) |
| Fourth Downs | 2-2 (100%) | 1-2 (50%) |
| Total Net Yards | 295 | 305 |
| Plays-Avg. | 68-4.3 | 57-5.4 |
| Rushing Yards | 112 | 58 |
| Att.-Avg. | 42-2.7 | 14-4.1 |
| Passing Yards | 183 | 247 |
| Sacked by Opp. | 5-43 | 2-14 |
| Att.-Comp.-Int. | 24-14-1 | 38-22-0 |
| Punts-Avg. | 5-41.6 | 6-45.3 |
| Penalties | 2-8 | 9-67 |
| Fumbles-Lost | 1-1 | 1-0 |
| Time of Poss. | 34:52 | 25:08 |



San Diego 24
Pittsburgh 35



2008 AFC DIVISIONAL PLAYOFF (JAN. 11, 2009)

PITTSBURGH — The Steelers advanced to their fourth AFC Championship Game in eight seasons as they defeated the San Diego Chargers 35-24 in an AFC Divisional contest at Heinz Field. Pittsburgh advanced to its 14th career AFC Championship Game with the win.

San Diego struck first on the opening possession of the game, taking barely two minutes off the game clock. WR Vincent Jackson got behind Steelers' CB Ike Taylor and hauled in a 41-yard touchdown reception to give the Chargers a 7-0 lead.

Steelers' WR Antonio Holmes evened the score when he returned a punt 67 yards for a score. San Diego retook the lead, 10-7, courtesy of a 42-yard field goal by K Nate Kaeding.

RB Willie Parker gave the Steelers a 14-10 lead that they would never relinquish with 40 seconds remaining in the first half when he ran into the end zone around left end on a three-yard touchdown scamper.

The Steelers stretched that lead to 21-10 as they drove 77 yards in 13 plays, taking 7:56 off the clock with their opening possession of the third quarter. QB Ben Roethlisberger found TE Heath Miller on an eight-yard touchdown reception to cap the drive.

RB Gary Russell swelled the lead to 28-10 when he plunged across the goal-line from one-yard out in the beginning of the fourth quarter.

San Diego scored two touchdowns sandwiched around a 16-yard touchdown run by Parker, his second score of the evening, to conclude the scoring in favor of the Steelers, 35-24.

Roethlisberger had a very efficient game, completing 17-of-26 passes for 181 yards with one touchdown and a passer rating of 98.4. Parker recorded his first career 100-yard rushing performance in the postseason with 146 yards on 27 attempts (5.4 avg.) with two touchdowns.

Defensively, the Steelers sacked Rivers four times, with LB LaMarr Woodley leading the charge with two sacks.



Baltimore 14
Pittsburgh 23



2008 AFC CHAMPIONSHIP (JAN. 18, 2009)

PITTSBURGH — The Steelers put themselves in position to become the first NFL franchise to win six Vince Lombardi Trophies when they face the Arizona Cardinals in Super Bowl XLIII on February 1. Pittsburgh earned their second trip to the Super Bowl in four seasons by defeating the Baltimore Ravens 23-14 in the AFC Championship Game at Heinz Field.

Pittsburgh struck first following the opening kickoff, covering 50 yards in seven plays, the key play being a 45-yard pass from QB Ben Roethlisberger to WR Hines Ward. K Jeff Reed connected from 34 yards out to make it 3-0 in favor of Pittsburgh.

Reed would increase the Pittsburgh lead to 6-0 when he nailed his second field goal, this time a 42-yarder, following an interception by Steelers' CB Deshaun Townsend.

The Steelers faced a third-and-nine situation from their own 36-yard line barely a minute into the second quarter when Roethlisberger and WR Antonio Holmes teamed up on a 65-yard scoring strike that put the Steelers ahead 13-0.

Baltimore got on the scoreboard with 2:40 remaining in the first half when RB Willis McGahee ran into the end zone from three yards out to cut the Pittsburgh lead to 13-7.

Reed converted his third field goal of the afternoon, a 46-yarder, with 3:38 left to play in the third quarter to increase the Steelers' lead to 16-7. McGahee's one-yard run with 9:29 to play in regulation allowed Baltimore to creep within two points of the lead, 16-14.

Steelers' Troy Polamalu ended any thoughts Baltimore had of completing the comeback when he intercepted a QB Joe Flacco pass and took it 40 yard into the end zone to clinch a 23-14 Steelers' victory.

Roethlisberger led the Steelers offensively, completing 16-of-33 passes for 255 yards with one touchdown for a passer rating of 84.8. RB Willie Parker rushed 24 times for 47 yards (2.0 avg.). Holmes caught two passes for 70 yards (35.0 avg.) and one touchdown.

Defensively, the Steelers sacked Flacco three times, including two by LB LaMarr Woodley, his third consecutive postseason game with two-sacks, and one by DE Aaron Smith. Along with Polamalu and Townsend, S Tyrone Carter had the Steelers' other interception. S Ryan Clark forced a fumble near the end of regulation which was recovered by LB Lawrence Timmons.

GAME SUMMARY

GAME SUMMARY

| | 1 | 2 | 3 | 4 | F |
|----------|---|---|---|----|----|
| Chargers | 7 | 3 | 0 | 14 | 24 |
| STEELERS | 7 | 7 | 7 | 14 | 35 |

GAME SUMMARY

| | 1 | 2 | 3 | 4 | F |
|----------|---|---|---|---|----|
| Ravens | 0 | 7 | 0 | 7 | 14 |
| STEELERS | 6 | 7 | 3 | 7 | 23 |

| TEAM | Q | TIME | PLAY | DRIVE | SCORE |
|------|---|-------|---|-------------|-------|
| SD | 1 | 12:59 | Jackson 41 pass from Rivers (Kaeding kick) | 4-75; 2:01 | 0-7 |
| PIT | 1 | 7:41 | Holmes 67 punt return (Reed kick) | —; — | 7-7 |
| SD | 2 | 1:56 | Kaeding 42 FG | 7-20; 3:09 | 7-10 |
| PIT | 2 | 0:40 | Parker 3 run (Reed kick) | 7-66; 1:16 | 14-10 |
| PIT | 3 | 7:04 | Miller 8 pass from Roethlisberger (Reed kick) | 13-77; 7:56 | 21-10 |
| PIT | 4 | 12:52 | Russell 1 run (Reed kick) | 2-49; 0:49 | 28-10 |
| SD | 4 | 9:09 | Naanee 4 pass from Rivers (Kaeding kick) | 10-73; 3:43 | 28-17 |
| PIT | 4 | 4:11 | Parker 16 run (Reed kick) | 9-73; 4:58 | 35-17 |
| SD | 4 | 1:53 | Sproles 62 pass from Rivers (Kaeding kick) | 4-79; 0:50 | 35-24 |

| TEAM | Q | TIME | PLAY | DRIVE | SCORE |
|------|---|-------|--|-------------|-------|
| PIT | 1 | 11:22 | Reed 34 FG | 7-50; 3:38 | 3-0 |
| PIT | 1 | 6:11 | Reed 42 FG | 7-11; 1:19 | 6-0 |
| PIT | 2 | 13:58 | Holmes 65 pass from Roethlisberger (Reed kick) | 3-66; 1:37 | 13-0 |
| BAL | 2 | 2:40 | McGahee 3 run (Stover kick) | 3-17; 0:57 | 13-7 |
| PIT | 3 | 3:38 | Reed 46 FG | 11-51; 5:29 | 16-7 |
| BAL | 4 | 9:29 | McGahee 1 run (Stover kick) | 6-58; 3:09 | 16-14 |
| PIT | 4 | 4:24 | Polamalu 40 interception return (Reed kick) | --; -- | 23-14 |

| INDIVIDUAL STATS | |
|------------------|---|
| RUSH | SD: Sproles 11-15; Bennett 1-0. PIT: Parker 27-146, 2 TD; Moore 3-13; Holmes 2-7; Russell 4-5, 1 TD; Davis 1-0; Leftwich 4 (-2); Clark 1 (-4). |
| | PASS |
| | REC |

| TEAM STATS | | |
|-----------------|-------------|-------------|
| | Chargers | Steelers |
| First Downs | 15 (1-13-1) | 22 (12-8-2) |
| Third Downs | 5-12 (42%) | 6-14 (43%) |
| Fourth Downs | 0-0 (0%) | 0-2 (0%) |
| Total Net Yards | 290 | 342 |
| Plays-Avg. | 51-5.7 | 70-4.9 |
| Rushing Yards | 15 | 165 |
| Att.-Avg. | 12-1.3 | 42-3.9 |
| Passing Yards | 275 | 177 |
| Sacked by Opp. | 25-21-1 | 27-17-0 |
| Att.-Comp.-Int. | 1-4 | 4-33 |
| Punts-Avg. | 6-47.2 | 5-43.4 |
| Penalties | 8-104 | 7-44 |
| Fumbles-Lost | 1-1 | 0-0 |
| Time of Poss. | 23:30 | 36:30 |

| INDIVIDUAL STATS | |
|------------------|--|
| RUSH | BAL: McGahee 20-60, 2 TD; Clayton 1-16; McClain 1-3; Rice 1-2; Pitt 2 (-8). PIT: Parker 24-47; Moore 1-6; Washington 1-1; Roethlisberger 2 (-2). |
| | PASS |
| REC | BAL: Flacco 30-13-3, 141. PIT: Roethlisberger 33-16-0, 255, 1 TD. BAL: Rice 3-43; Mason 3-41; Heap 3-26; Clayton 2-18; McGahee 2-13. PIT: Miller 3-62; Ward 3-55; Washington 3-21; Holmes 2-70, 1 TD; Sweed 2-20; Davis 1-20; Moore 1-9; Parker 1 (-2). |

| TEAM STATS | | |
|-----------------|------------|------------|
| | Ravens | Steelers |
| First Downs | 13 (5-6-2) | 11 (1-9-1) |
| Third Downs | 3-13 (23%) | 7-18 (39%) |
| Fourth Downs | 0-1 (0%) | 0-0 (0%) |
| Total Net Yards | 198 | 275 |
| Plays-Avg. | 58-3.4 | 65-4.2 |
| Rushing Yards | 73 | 52 |
| Att.-Avg. | 25-2.9 | 28-1.9 |
| Passing Yards | 125 | 223 |
| Sacked by Opp. | 30-13-3 | 33-16-0 |
| Att.-Comp.-Int. | 4-32 | 3-16 |
| Punts-Avg. | 7-40.9 | 7-37.7 |
| Penalties | 6-53 | 6-67 |
| Fumbles-Lost | 3-1 | 2-1 |
| Time of Poss. | 26:51 | 33:09 |



**Baltimore 24
Pittsburgh 31**



2010 AFC DIVISIONAL PLAYOFF (JAN. 15, 2011)

PITTSBURGH — Down 14 points at halftime, the Steelers rallied to score 24 second-half points to beat the Baltimore Ravens in the AFC Divisional Playoff Game. With the victory, Pittsburgh advanced to its 15th AFC Championship game since 1970 and for the fifth time since 2001.

The Steelers got off to a hot start as RB Rashard Mendenhall scored from one-yard out on the Steelers' first drive of the game. The Ravens responded with a 10-play drive that was capped off with a 14-yard touchdown run by RB Ray Rice.

The Ravens went up 14-7 when DE Cory Redding returned QB Ben Roethlisberger's fumble 13 yards for a touchdown. And following another Steelers' turnover, QB Joe Flacco found TE Todd Heap for a four-yard touchdown and a 21-7 Ravens' lead at halftime.

Early in the third quarter the Steelers defense forced turnovers on three consecutive Ravens' possessions. After a fumble by Rice, Roethlisberger found TE Heath Miller for a nine-yard score to cut the lead 21-14. S Ryan Clark then posted his first career postseason interception, picking off Flacco to set the Steelers up in Ravens' territory. Roethlisberger then found WR Hines Ward for an eight-yard touchdown and the game was tied 21-21. Roethlisberger finished the game with 226 yards passing with two touchdowns and no interceptions.

Another Ravens fumble led to K Shaun Suisham's 35-yard field goal, which gave the Steelers a 24-21 lead. But the Ravens tied the game on K Billy Cundiff's 24-yard field goal late in the fourth quarter. The Steelers took over with less than four minutes left in the game, and they faced a third-and-19 from their own 38-yard line. Roethlisberger found rookie WR Antonio Brown streaking down the sideline for a 58-yard completion to set up Mendenhall's game-winning one-yard touchdown run, his second of the game.

The Steelers defense limited the Ravens to just 126 yards, had five sacks, including three by LB James Harrison, and forced three turnovers.



**New York Jets 19
Pittsburgh 24**



2010 AFC CHAMPIONSHIP (JAN. 23, 2011)

PITTSBURGH — The Pittsburgh Steelers advanced to their eighth Super Bowl with a 24-19 victory over the New York Jets in the AFC Championship at Heinz Field. The eight trips to the Super Bowl are tied for the most in NFL history with the Dallas Cowboys, and the Steelers' eight wins in an AFC Championship Game are the most in conference history.

The Steelers grabbed a 7-0 lead on the opening drive of the game as RB Rashard Mendenhall capped off the 15-play drive with a one-yard rushing touchdown. Mendenhall finished with a game-high 121 yards rushing, which is the sixth-most in team postseason history.

K Shaun Suisham added to the Steelers' lead with his 20-yard field goal in the second quarter to make it 10-0, and with two minutes left in the half, QB Ben Roethlisberger scored on a two-yard touchdown run to give the Steelers a 17-0 lead. It was Roethlisberger's third career postseason rushing touchdown.

On the Jets' ensuing drive, CB Ike Taylor posted a sack and forced fumble, but career fans in the postseason, and CB William Gay returned the fumble 19 yards to make it 24-0. It was Gay's first career postseason touchdown and the first defensive touchdown for Pittsburgh in the postseason since LB James Harrison's 100-yard interception return for touchdown in Super Bowl XLIII.

The Jets got on the board just prior to halftime when K Nick Folk connected from 42 yards out to trim the lead to 24-3. On the Jets' first drive of the second half, QB Mark Sanchez found WR Antonio Holmes for a 45-yard touchdown pass to cut the lead to 24-10. Following a goal-line stand by the Steelers' defense, Roethlisberger fumbled the first snap and was tackled in the end zone for a safety.

On the Jets' next drive, Sanchez found WR Jericho Cotchery for a four-yard touchdown to make it 24-19 with three minutes left in the game. The Steelers converted on two key third-downs on their ensuing drive, including the game-winning first down reception by WR Antonio Brown to seal their second AFC Championship in the last three seasons.

Tomlin joined Hall of Famer Joe Gibbs as the only head coaches to reach two Super Bowls in their first four seasons as a head coach.

GAME SUMMARY

GAME SUMMARY

| | 1 | 2 | 3 | 4 | F |
|----------|----|---|----|----|----|
| Ravens | 14 | 7 | 0 | 3 | 24 |
| STEELERS | 7 | 0 | 14 | 10 | 31 |

| TEAM | Q | TIME | PLAY | DRIVE | SCORE |
|------|---|-------|--|-------------|-------|
| PIT | 1 | 6:18 | Mendenhall 1 run (Suisham kick) | 10-80; 6:04 | 7-0 |
| BAL | 1 | 1:20 | Rice 14 run (Cundiff kick) | 10-69; 4:58 | 7-7 |
| BAL | 1 | 0:53 | Redding 13 fumble return (Cundiff kick) | —; — | 7-14 |
| BAL | 2 | 5:43 | Heap 4 pass from Flacco (Cundiff kick) | 6-16; 3:02 | 7-21 |
| PIT | 3 | 9:11 | Miller 9 pass from Roethlisberger (Suisham kick) | 2-23; 0:53 | 14-21 |
| PIT | 3 | 1:21 | Ward 8 pass from Roethlisberger (Suisham kick) | 4-25; 2:17 | 21-21 |
| PIT | 4 | 12:15 | Suisham 35 FG | 8-6; 3:49 | 24-21 |
| BAL | 4 | 3:54 | Cundiff 24 FG | 5-23; 2:01 | 24-24 |
| PIT | 4 | 1:33 | Mendenhall 2 run (Suisham kick) | 11-65; 2:21 | 31-24 |

| | 1 | 2 | 3 | 4 | F |
|----------|---|----|---|---|----|
| Jets | 0 | 3 | 7 | 9 | 19 |
| STEELERS | 7 | 17 | 0 | 0 | 24 |

| TEAM | Q | TIME | PLAY | DRIVE | SCORE |
|------|---|-------|---|-------------|-------|
| PIT | 1 | 5:54 | Mendenhall 1 run (Suisham kick) | 15-66; 9:06 | 7-0 |
| PIT | 2 | 6:51 | Suisham 20 FG | 8-60; 3:41 | 10-0 |
| PIT | 2 | 2:00 | Roethlisberger 2 run (Suisham kick) | 7-66; 3:57 | 17-0 |
| PIT | 2 | 1:13 | Gay 19 fumble return (Suisham kick) | —; — | 24-0 |
| NYJ | 2 | 0:09 | Folk 42 FG | 7-44; 1:04 | 24-3 |
| NYJ | 3 | 12:13 | Holmes 45 pass from Sanchez (Folk kick) | 5-90; 2:47 | 24-10 |
| NYJ | 4 | 7:38 | Safety (Roethlisberger tackled in end zone) | —; — | 24-12 |
| NYJ | 4 | 3:06 | Cotchery 4 pass from Sanchez (Folk kick) | 10-58; 4:32 | 24-19 |

INDIVIDUAL STATS

| | Jets | Steelers |
|-------------|---|--|
| RUSH | NYJ: Greene 9-52; Tomlinson 9-16; Sanchez 3-6; Cotchery 1-(-4). PIT: Mendenhall 27-121, 1 TD; Redman 4-27; Roethlisberger 11-21, 1 TD; Moore 1-(-3). | NYJ: Kellen 8-64; Cotchery 5-33, 1 TD; Edwards 3-50; Holmes 2-61, 1 TD; Smith 2-25. PIT: Miller 2-38; Mendenhall 2-32; Ward 2-14; Sanders 1-20; Brown 1-14; Moore 1-9; Wallace 1-6. |
| PASS | NYJ: Sanchez 33-20-0, 233, 2 TD. PIT: Roethlisberger 19-10-2, 133. | |
| REC | | |

TEAM STATS

| | Jets | Steelers |
|-----------------|-------------|-------------|
| First Downs | 17 (2-12-3) | 23 (10-9-4) |
| Third Downs | 5-14 (36%) | 6-11 (55%) |
| Fourth Downs | 2-3 (67%) | 0-1 (0%) |
| Total Net Yards | 289 | 287 |
| Plays-Avg. | 57-5.1 | 64-4.5 |
| Rushing Yards | 70 | 166 |
| Att.-Avg. | 22-3.2 | 43-3.9 |
| Passing Yards | 219 | 121 |
| Sacked by Opp. | 33-20-0 | 19-10-2 |
| Att.-Comp.-Int. | 2-12 | 2-14 |
| Punts-Avg. | 4-36.5 | 1-38.0 |
| Penalties | 6-50 | 4-25 |
| Fumbles-Lost | 2-1 | 3-0 |
| Time of Poss. | 25:19 | 34:41 |

INDIVIDUAL STATS

| | |
|-------------|---|
| RUSH | BAL: Rice 12-32, 1 TD; McGahee 4-4; Flacco 2-(-1). PIT: Mendenhall 20-46, 2 TD; Moore 2-12; Roethlisberger 6-11; Redman 1-4; Wallace 2-(-2). |
| PASS | BAL: Flacco 30-16-1, 125, 1 TD. PIT: Roethlisberger 32-19-0, 226, 2 TD. |
| REC | BAL: Rice 7-32; Heap 3-43, 1 TD; Houshmandzadeh 3-38; McGahee 2-14; Boldin 1-(-2). PIT: Miller 5-39, 1 TD; Sanders 4-54; Brown 3-75; Ward 3-25, 1 TD; Wallace 3-20; Mendenhall 1-13. |

TEAM STATS

| | Ravens | Steelers |
|-----------------|------------|-------------|
| First Downs | 12 (2-8-2) | 21 (7-11-3) |
| Third Downs | 5-12 (42%) | 7-14 (50%) |
| Fourth Downs | 0-1 (0%) | 1-1 (100%) |
| Total Net Yards | 126 | 263 |
| Plays-Avg. | 53-2.4 | 69-3.8 |
| Rushing Yards | 35 | 71 |
| Att.-Avg. | 18-1.9 | 31-2.3 |
| Passing Yards | 91 | 192 |
| Sacked by Opp. | 30-16-1 | 32-19-0 |
| Att.-Comp.-Int. | 6-34 | 5-34 |
| Punts-Avg. | 4-53.8 | 4-48.5 |
| Penalties | 6-74 | 9-93 |
| Fumbles-Lost | 2-2 | 2-2 |
| Time of Poss. | 25:32 | 34:28 |



Pittsburgh 23
Denver 29 (ot)



2011 AFC WILD CARD (JAN. 8, 2012)

DENVER — QB Tim Tebow and WR Demaryius Thomas connected on an 80-yard touchdown on the first play in overtime to beat the Pittsburgh Steelers 29-23 in the AFC Wild Card Game. It was the fastest ending in NFL history for any overtime game.

The Steelers got off to a fast start, moving the football into Denver territory on their first two possessions. But they had to settle for two field goals. K Shaun Suisham connected on a 45-yarder to give the Steelers a 3-0 lead, and with less than a minute remaining in the first quarter, Suisham connected on a 38-yard field goal to put the Steelers up 6-0.

But the Broncos would score 20 unanswered points. Tebow found WR Eddie Royal for a 30-yard touchdown to give the Broncos a 7-6 lead. Tebow then scored on an eight-yard run less than three minutes later to give the Broncos a 14-6 lead. K Matt Prater connected on two field goals of 20 and 28 yards before halftime to give the Broncos a 20-6 lead going into the break.

The Steelers though would mount a comeback. WR Mike Wallace scored on a one-yard run midway through the third quarter to cut the lead 20-13. Prater added a 35-yard field goal to give the Broncos a 23-13 lead but the Steelers answered with another Suisham field goal.

Trailing 23-16, the Steelers defense forced RB Willis McGahee to fumble, giving QB Ben Roethlisberger a short field. Roethlisberger found WR Jerricho Cotchery for a 31-yard touchdown to tie the game 23-23.

The Steelers had a chance to win the game in regulation, but Roethlisberger was sacked on two of the team's final three plays, forcing overtime. After Suisham's kickoff sailed through the uprights, the Broncos took over at their own 20-yard line. Tebow threw the touchdown to Thomas on the very next play.

Despite the loss, the Steelers held each Bronco running back to less than 100 yards rushing. The Steelers have not allowed a single running back to rush for more than 100 yards in 18-consecutive postseason games, the longest current streak in the NFL.

GAME SUMMARY

| | 1 | 2 | 3 | 4 | OT | F |
|----------|---|----|---|----|----|----|
| STEELERS | 6 | 0 | 7 | 10 | 0 | 23 |
| Broncos | 0 | 20 | 0 | 3 | 6 | 29 |

| TEAM | Q | TIME | PLAY | DRIVE | SCORE |
|------|---|-------|--|-------------|-------|
| PIT | 1 | 11:14 | Suisham 45 FG | 8-53; 3:46 | 3-0 |
| PIT | 1 | 0:23 | Suisham 38 FG | 12-47; 5:50 | 6-0 |
| DEN | 2 | 13:24 | Royal 30 pass from Tebow (Prater kick) | 5-80; 1:59 | 6-7 |
| DEN | 2 | 10:36 | Tebow 8 run (Prater kick) | 4-73; 2:18 | 6-14 |
| DEN | 2 | 7:30 | Prater 20 FG | 4-16; 1:44 | 6-17 |
| DEN | 2 | 1:05 | Prater 28 FG | 8-59; 4:04 | 6-20 |
| PIT | 3 | 4:29 | Wallace 1 run (Suisham kick) | 11-87; 5:56 | 13-20 |
| DEN | 4 | 13:10 | Prater 35 FG | 12-63; 6:19 | 13-23 |
| PIT | 4 | 9:59 | Suisham 37 FG | 7-61; 3:11 | 16-23 |
| PIT | 4 | 3:48 | Cotchery 31 pass from Roethlisberger (Suisham kick) 7:55; 3:47 | 23-23 | 23-23 |
| DEN | 5 | 14:49 | Thomas 80 pass from Tebow | 1-80; 0:11 | 23-29 |

| | INDIVIDUAL STATS |
|-------------|---|
| RUSH | PIT: Redman 17-121; Brown 1-18; Roethlisberger 3-15; Clay 1-1; Wallace 1-1, 1 TD. DEN: McGahee 19-61; Tebow 10-50, 1 TD; Ball 4-11; Decker 1-9. |
| PASS | PIT: Roethlisberger 40-22-1, 289, 1 TD. DEN: Tebow 21-10-0, 316, 2 TD. |
| REC | PIT: Sanders 6-81; Brown 5-70; Miller 5-60; Wallace 3-26; Redman 2-21; Cotchery 1-31, 1 TD. DEN: Thomas 4-204; 1 TD; Royal 3-49, 1 TD; Fells 2-57; Ball 1-6. |

| | TEAM STATS | |
|-----------------|-------------|------------|
| | Steelers | Broncos |
| First Downs | 21 (9-11-1) | 18 (6-9-3) |
| Third Downs | 7-16 (44%) | 3-10 (30%) |
| Fourth Downs | 0-1 (0%) | 0-0 (0%) |
| Total Net Yards | 400 | 447 |
| Plays-Avg. | 68-5.9 | 55-8.1 |
| Rushing Yards | 156 | 131 |
| Att.-Avg. | 23-6.8 | 34-3.9 |
| Passing Yards | 289 | 316 |
| Sacked by Opp. | 0-0 | 5-45 |
| Att.-Comp.-Int. | 40-22-1 | 21-10-0 |
| Punts-Avg. | 4-46.0 | 4-41.0 |
| Penalties | 6-61 | 5-30 |
| Fumbles-Lost | 2-0 | 2-1 |
| Time of Poss. | 31:06 | 29:05 |



Baltimore 30
Pittsburgh 17



2014 AFC WILD CARD (JAN. 3, 2015)

PITTSBURGH — QB Joe Flacco's 21-yard touchdown pass to TE Crockett Gilmore midway through the fourth quarter sealed the victory for Baltimore in the AFC Wild Card Game at Heinz Field.

Pittsburgh moved the ball well in the first half but only managed to come away with three field goals by K Shaun Suisham (45, 22 and 47). Baltimore RB Bernard Pierce scored on a five-yard run and K Justin Tucker connected on a 28-yard field goal to give Baltimore its 10 points of the first half, and the Ravens led 10-9 at the break.

Tucker connected from 45 yards early in the third quarter to put Baltimore up 13-9. Flacco threw an 11-yard touchdown pass to WR Torrey Smith midway through the third quarter to give the Ravens a 20-9 advantage.

The Steelers got a splash play from their defense early in the fourth quarter when rookie DE Stephon Tuitt recovered a Ravens' fumble. QB Ben Roethlisberger then connected with WR Antonio Brown for a 44-yard gain and rookie WR Martavis Bryant for a six-yard touchdown to cut the lead to 20-15.

Baltimore responded with a 52-yard field goal by Tucker to increase the Ravens' lead to 23-15. On the Steelers' ensuing drive, Roethlisberger was picked off by LB Terrell Suggs. On Baltimore's next play, Flacco hit Gilmore for the game-deciding touchdown.

The Steelers tried to rally but Roethlisberger was picked off in the end zone. A blocked punt for a safety by S Shamarko Thomas cut the Ravens' lead to 30-17.

RB Le'Veon Bell, the team's MVP, wasn't able to suit up due to a knee injury.

GAME SUMMARY

| | 1 | 2 | 3 | 4 | F |
|----------|---|----|----|----|----|
| Ravens | 0 | 10 | 10 | 10 | 30 |
| STEELERS | 3 | 6 | 0 | 8 | 17 |

| TEAM | Q | TIME | PLAY | DRIVE | SCORE |
|------|---|-------|---|-------------|-------|
| PIT | 1 | 1:29 | Suisham 45 FG | 9-33; 5:36 | 3-0 |
| BAL | 2 | 12:28 | Pierce 5 run (Tucker kick) | 8-80; 4:01 | 3-7 |
| PIT | 2 | 5:40 | Suisham 22 FG | 12-82; 6:48 | 6-7 |
| BAL | 2 | 2:41 | Tucker 28 FG | 10-70; 2:59 | 6-10 |
| PIT | 2 | 0:37 | Suisham 47 FG | 9-53; 2:04 | 9-10 |
| BAL | 3 | 10:06 | Tucker 45 FG | 9-57; 4:54 | 9-13 |
| BAL | 3 | 4:13 | Smith 11 pass from Flacco (Tucker kick) | 6-69; 3:25 | 9-20 |
| PIT | 4 | 11:01 | Bryant 6 pass from Roethlisberger (Pass failed) | 2-45; 0:50 | 15-20 |
| BAL | 4 | 8:47 | Tucker 52 FG | 7-29; 2:14 | 15-23 |
| BAL | 4 | 7:56 | Gilmore 21 pass from Flacco (Tucker kick) | 1-21; 0:07 | 15-30 |
| PIT | 4 | 1:56 | Punt block by Thomas out of end zone for safety | | 17-30 |

INDIVIDUAL STATS

| | |
|-------------|--|
| RUSH | BAL: Forsett 16-40; Flacco 8-8; Pierce 1-5, 1 TD. PIT: Harris 9-25; Tate 5-19; Roethlisberger 2-16; Bryant 1-6; Johnson 1-3; Archer 1(-1).. |
| PASS | BAL: Flacco 29-18-0, 259, 2 TD. PIT: Roethlisberger 45-31-2, 334, 1 TD; Gradkowski 3-2-0, 22. |
| REC | BAL: Smith Sr. 5-101; Daniels 4-70; T. Smith 2-28, 1 TD; Juszczyk 2-16; Gilmore 1-21, 1 TD; Brown 1-9; Forsett 1-7; Aiken 1-4; Jones 1-3. PIT: Brown 9-117; Miller 6-76; Wheaton 5-66; Bryant 5-61, 1 TD; Archer 3-15; Tate 2-9; Harris 2-6; Heyward-Bey 1-6. |

TEAM STATS

| | Ravens | Steelers |
|-----------------|-------------|-------------|
| First Downs | 19 (5-11-3) | 22 (5-15-2) |
| Third Downs | 4-11 (36%) | 5-16 (31%) |
| Fourth Downs | 1-1 (100%) | 2-3 (67%) |
| Total Net Yards | 299 | 387 |
| Plays-Avg. | 55-5.4 | 72-5.4 |
| Rushing Yards | 53 | 68 |
| Att.-Avg. | 25-2.1 | 19-3.6 |
| Passing Yards | 246 | 319 |
| Sacked by Opp. | 29-18-0 | 348-33-2 |
| Att.-Comp.-Int. | 5-37 | 1-13 |
| Punts-Avg. | 2-24.5 | 3-38.3 |
| Penalties | 2-14 | 8-114 |
| Fumbles-Lost | 2-1 | 2-1 |
| Time of Poss. | 23:43 | 35:17 |



Pittsburgh 18
Cincinnati 16



2015 AFC WILD CARD (JAN. 9, 2016)

CINCINNATI — K Chris Boswell connected on a game-winning 35-yard field goal with 14 seconds remaining in the game to beat the Bengals, 18-16, in the AFC Wild Card Game at Paul Brown Stadium.

Pittsburgh led 15-0 after three quarters, thanks to three Boswell field goals and a 10-yard touchdown pass from QB Ben Roethlisberger to WR Martavius Bryant.

The Steelers defense also forced three turnovers (one interception and two fumbles) in the first three quarters to help give Pittsburgh the 15-point advantage.

On the final play of the third quarter, Roethlisberger injured his shoulder, and he was taken to the locker room to be evaluated. On Cincinnati's ensuing possession, RB Jeremy Hill scored on a one-yard run to cut the lead to 15-7.

After a Steelers' punt, the Bengals marched into Steelers' territory where K Mike Nugent made a 36-yard field goal to cut Pittsburgh's lead to 15-10.

Shortly after the two-minute warning, Cincinnati took a 16-15 lead when QB AJ McCarron threw a 25-yard touchdown pass to WR A.J. Green. On Pittsburgh's ensuing drive, QB Landry Jones, filling in for Roethlisberger, was picked off by LB Vontaze Burfict.

LB Ryan Shazier though would force a fumble on Hill, which was recovered by CB Ross Cockrell, giving the Steelers one more chance. Roethlisberger came back into the game and led the team on a nine-play, 74-yard drive that was capped off by Boswell's game-winning 35-yarder.

GAME SUMMARY

| | 1 | 2 | 3 | 4 | F |
|----------|---|---|---|----|----|
| STEELERS | 0 | 6 | 9 | 3 | 18 |
| BENGALS | 0 | 0 | 0 | 16 | 16 |

| TEAM | Q | TIME | PLAY | DRIVE | SCORE |
|------|---|-------|--|-------------|-------|
| PIT | 2 | 2:27 | Boswell 39 FG | 6-20; 2:30 | 3-0 |
| PIT | 2 | 0:33 | Boswell 30 FG | 9-63; 1:16 | 6-0 |
| PIT | 3 | 10:09 | Boswell 34 FG | 5-47; 2:04 | 9-0 |
| PIT | 3 | 5:02 | Bryant 10 pass from Roethlisberger (Pass failed) | 6-82; 3:29 | 15-0 |
| CIN | 4 | 13:57 | Hill 1 run (Nugent kick) | 3-46; 0:50 | 15-7 |
| CIN | 4 | 5:12 | Nugent 36 FG | 13-70; 5:59 | 15-10 |
| CIN | 4 | 1:50 | Green 25 pass from McCarron (Run failed) | 7-45; 1:38 | 15-16 |
| CIN | 4 | 0:14 | Boswell 35 FG | 9-74; 1:09 | 18-16 |

| INDIVIDUAL STATS |
|--|
| RUSH |
| PIT: Todman 11-65; Toussaint 17-58; Bryant 1-44. |
| CIN: Hill 12-50, 1 TD; Bernard 6-28; McCarron 5-9; Burkhead 1-4. |
| PASS |
| PIT: Roethlisberger 31-18-0, 229, 1 TD; Jones 5-2-1, 11. |
| CIN: McCarron 41-23-1, 212, 1 TD. |
| REC |
| PIT: Brown 7-119; Bryant 5-29, 1 TD; Toussaint 4-60; Wheaton 2-23; Miller 2-9. |
| CIN: Green 5-71, 1 TD; Eifert 5-58; Jones 3-42; Hill 3-27; Sanu 3-17; Bernard 2-2; Burkhead 1-5. |

| TEAM STATS | Steelers | Bengals |
|-----------------|-------------|-------------|
| First Downs | 21 (6-10-5) | 19 (5-11-3) |
| Third Downs | 2-13 (15%) | 5-15 (33%) |
| Fourth Downs | 1-1 (100%) | 1-1 (100%) |
| Total Net Yards | 369 | 279 |
| Plays-Avg. | 69-5.3 | 68-4.1 |
| Rushing Yards | 167 | 91 |
| Att.-Avg. | 29-5.8 | 24-3.8 |
| Passing Yards | 202 | 188 |
| Sacked by Opp. | 36-20-1 | 41-23-1 |
| Att.-Comp.-Int. | 3-24 | 4-38 |
| Punts-Avg. | 7-41.9 | 6-42.5 |
| Penalties | 10-142 | 8-79 |
| Fumbles-Lost | 2-1 | 5-3 |
| Time of Poss. | 30:37 | 29:23 |



Pittsburgh 16
Denver 23



2015 AFC DIVISIONAL PLAYOFF (JAN. 17, 2016)

DENVER — The Broncos beat the Steelers 23-16 in the 2015 AFC Divisional Playoff at Sports Authority Field at Mile High.

Denver K Brandon McManus connected on two first quarter field goals to give the Broncos an early 6-0 lead. Pittsburgh took a 7-6 lead late in the first quarter on RB Fitzgerald Toussaint's one-yard touchdown run.

K Chris Boswell made a 43-yard field goal early in the second quarter to extend the Steelers' lead to 10-6. McManus' 51-yard field goal as time expired in the first half cut Pittsburgh's lead to 10-9 at the break.

Teams exchanged field goals in the third quarter, and the Steelers led 13-12 heading into the final period. Pittsburgh traveled to Denver's 34-yard line early in the fourth quarter, but CB Bradley Roby forced a fumble on Toussaint that was recovered by DE DeMarcus Ware.

QB Peyton Manning then led Denver on a 13-play drive that was capped off by RB C.J. Anderson's one-yard run. After a successful two-point conversion, Denver led 20-13.

The Broncos held the Steelers on fourth down. McManus made a 45-yard field goal to extend Denver's lead to 23-13. Boswell made a 47-yard field goal with 19 seconds remaining in the game to cut the lead to 23-16 but Pittsburgh's outside kick attempt was recovered by Denver, ending the game.

GAME SUMMARY

| | 1 | 2 | 3 | 4 | F |
|----------|---|---|---|----|----|
| STEELERS | 7 | 3 | 3 | 3 | 16 |
| Broncos | 6 | 3 | 3 | 11 | 23 |

| TEAM | Q | TIME | PLAY | DRIVE | SCORE |
|------|---|-------|---------------------------------|-------------|-------|
| DEN | 1 | 11:21 | McManus 28 FG | 5-20; 1:57 | 0-3 |
| DEN | 1 | 3:40 | McManus 41 FG | 4-8; 1:26 | 0-6 |
| PIT | 1 | 1:22 | Toussaint 1 run (Boswell kick) | 5-80; 2:18 | 7-6 |
| PIT | 2 | 10:19 | Boswell 43 FG | 7-60; 3:53 | 10-6 |
| DEN | 2 | 0:00 | McManus 51 FG | 11-62; 3:14 | 10-9 |
| PIT | 3 | 9:32 | Boswell 28 FG | 8-69; 2:19 | 13-9 |
| DEN | 3 | 2:45 | McManus 41 FG | 7-30; 3:08 | 13-12 |
| DEN | 4 | 3:00 | Anderson 1 run (Pass to Thomas) | 13-65; 6:52 | 13-20 |
| DEN | 4 | 0:53 | McManus 45 FG | 4-3; 0:56 | 13-23 |
| PIT | 4 | 0:19 | Boswell 47 FG | 4-51; 0:34 | 16-23 |

| INDIVIDUAL STATS |
|---|
| RUSH |
| PIT: Bryant 2-40; Toussaint 12-39, 1 TD; Todman 5-6. |
| DEN: Anderson 15-72, 1 TD; Hillman 16-38; Manning 2(-1). |
| PASS |
| PIT: Roethlisberger 37-24-0, 339. |
| PIT: Manning 37-21-0, 222. |
| REC |
| PIT: Bryant 9-154; Wheaton 5-30; Toussaint 3-2; Heyward-Bey 2-64; Coates 2-61; James 1-22; Miller 1-5; Spaeth 1-1. |
| DEN: Sanders 5-85; Thomas 4-40; Fowler 2-35; Latimer 2-18; Green 2-14; Anderson 2-11; Daniels 2-10; Norwood 1-10; Caldwell 1(-1). |

| TEAM STATS | Steelers | Broncos |
|-----------------|-------------|-------------|
| First Downs | 16 (4-10-2) | 19 (6-12-1) |
| Third Downs | 2-12 (17%) | 3-15 (20%) |
| Fourth Downs | 0-2 (0%) | 0-1 (0%) |
| Total Net Yards | 396 | 324 |
| Plays-Avg. | 59-6.7 | 71-4.6 |
| Rushing Yards | 85 | 109 |
| Att.-Avg. | 19-4.5 | 33-3.3 |
| Passing Yards | 311 | 215 |
| Sacked by Opp. | 37-24-0 | 37-21-0 |
| Att.-Comp.-Int. | 1-7 | 3-28 |
| Punts-Avg. | 6-39.7 | 6-47.0 |
| Penalties | 5-38 | 4-49 |
| Fumbles-Lost | 2-1 | 1-0 |
| Time of Poss. | 28:27 | 31:33 |



Miami 12
Pittsburgh 30



2016 AFC WILD CARD (JAN. 8, 2017)

PITTSBURGH — RB Le'Veon Bell set the team's single-game postseason rushing record as he recorded 167 yards, helping lift the Steelers to a 30-12 victory over the Miami Dolphins in the AFC Wild Card Game.

Pittsburgh raced to an early lead thanks to two touchdown passes from QB Ben Roethlisberger to WR Antonio Brown. The two connected on a 50-yard score and then on a 62-yard score to give the Steelers a 14-0 lead midway through the first quarter. K Dustin Franks got the Dolphins on the board late in the first quarter.

Early in the second quarter, Bell scored on a one-yard run to give Pittsburgh a 20-3 lead. Franks made a 47-yard field goal late in the second quarter, and the Steelers led 20-6 at the break.

The Steelers scored 10 points in the third quarter to seal the victory. K Chris Boswell made a 34-yard field goal, and Bell scored his second rushing touchdown of the game to make it 30-6. Miami got a late touchdown on QB Mat Moore's four-yard touchdown to RB Damien Williams.

Pittsburgh's defense forced three turnovers and recorded 5.0 sacks, which are tied for the most sacks in team history in a single game since sacks became an official statistic in 1982.

GAME SUMMARY

| | 1 | 2 | 3 | 4 | F |
|----------|----|---|----|---|----|
| Dolphins | 3 | 3 | 0 | 6 | 12 |
| STEELERS | 14 | 6 | 10 | 0 | 30 |

| TEAM | Q | TIME | PLAY | DRIVE | SCORE |
|------|---|-------|--|-------------|-------|
| PIT | 1 | 12:15 | Brown 50 pass from Roethlisberger (Boswell kick) | 5-85; 2:45 | 7-0 |
| PIT | 1 | 6:50 | Brown 62 pass from Roethlisberger (Boswell kick) | 6-90; 3:10 | 14-0 |
| MIA | 1 | 3:06 | Franks 38 FG | 7-39; 3:44 | 14-3 |
| PIT | 2 | 12:39 | Bell 1 run (Missed PAT) | 10-83; 5:27 | 20-3 |
| MIA | 2 | 4:52 | Franks 47 FG | 12-39; 7:47 | 20-6 |
| PIT | 3 | 6:32 | Boswell 34 FG | 8-43; 4:16 | 23-6 |
| PIT | 3 | 2:05 | Bell 8 run (Boswell kick) | 7-25; 4:18 | 30-6 |
| MIA | 4 | 5:57 | Williams 4 pass from Moore (Pass failed) | 9-70; 4:20 | 30-12 |

INDIVIDUAL STATS

| | |
|---|--|
| RUSH | MIA: Ajayi 16-33; Williams 3-14; Thomas 1-3; Moore 1-2. PIT: Bell 29-167, 2 TD; Roethlisberger 4-10; D. Williams 2-2. |
| | PASS |
| MIA: Moore 36-29-1, 289, 1 TD. PIT: Roethlisberger 18-13-2, 197, 2 TD. | |
| REC | MIA: Landry 11-102; Stills 5-82; Sims 5-34; Parker 4-55; Ajayi 3-12; Williams 1-4, 1 TD. PIT: Brown 5-124, 2 TD; Ayers 2-21; Bell 2-7; Rogers 1-19; Heyward-Bey 1-10; Hamilton 1-10; James 1-6. |

TEAM STATS

| | Dolphins | Steelers |
|-----------------|-------------|------------|
| First Downs | 18 (1-16-1) | 19 (9-7-3) |
| Third Downs | 6-14 (43%) | 4-9 (44%) |
| Fourth Downs | 2-4 (50%) | 0-0 (0%) |
| Total Net Yards | 305 | 367 |
| Plays-Avg. | 62-4.9 | 54-6.8 |
| Rushing Yards | 52 | 179 |
| Att.-Avg. | 21-2.5 | 35-5.1 |
| Passing Yards | 253 | 188 |
| Sacked by Opp. | 36-29-1 | 18-13-2 |
| Att.-Comp.-Int. | 1-9 | 5-36 |
| Punts-Avg. | 2-51.0 | 2-39.5 |
| Penalties | 6-64 | 6-60 |
| Fumbles-Lost | 3-2 | 0-0 |
| Time of Poss. | 32:02 | 27:58 |



Pittsburgh 18
Kansas City 16



2016 AFC DIVISIONAL PLAYOFF (JAN. 15, 2017)

KANSAS CITY — K Chris Boswell made an NFL single-game postseason record six field goals, and RB Le'Veon Bell set the team's single postseason game rushing record, recording 170 yards, as they helped lift the Steelers to an 18-16 victory over the Kansas City Chiefs at Arrowhead Stadium.

Boswell's 22-yard field goal gave Pittsburgh the early 3-0 lead. Kansas City took its only lead of the game on QB Alex Smith's five yard touchdown pass to WR Albert Wilson.

Boswell made three field goals, 38 yards, 36 yards and 45 yards, to give Pittsburgh a 12-7 lead at halftime. Boswell's 43-yard field goal early in the third quarter increased Pittsburgh's lead to 15-7.

K Cairo Santos connected on a 43-yard field goal late in the third quarter to cut the Steelers' lead to 15-10. Boswell's final field goal of the game gave the Steelers an eight-point advantage, 18-10, early in the fourth quarter.

With less than three minutes remaining in the game, Chiefs' RB Spencer Ware scored on a one-yard run. Pittsburgh's defense stopped the Chiefs' two point try.

QB Ben Roethlisberger's first-down completion to WR Antonio Brown after the two-minute warning, sealed the victory for Pittsburgh.

GAME SUMMARY

| | 1 | 2 | 3 | 4 | F |
|-------------|---|---|---|---|----|
| STEELERS | 6 | 6 | 3 | 3 | 18 |
| Kansas City | 7 | 0 | 3 | 6 | 16 |

| TEAM | Q | TIME | PLAY | DRIVE | SCORE |
|------|---|-------|--|-------------|-------|
| PIT | 1 | 9:38 | Boswell 22 FG | 11-66; 5:22 | 3-0 |
| KC | 1 | 6:09 | Wilson 5 pass from Smith (Santos kick) | 6-55; 3:29 | 3-7 |
| PIT | 1 | 3:51 | Boswell 38 FG | 7-55; 2:18 | 6-7 |
| PIT | 2 | 9:18 | Boswell 36 FG | 14-53; 6:30 | 9-7 |
| PIT | 2 | 0:55 | Boswell 45 FG | 9-28; 4:08 | 12-7 |
| PIT | 3 | 10:06 | Boswell 43 FG | 7-49; 3:42 | 15-7 |
| KC | 3 | 0:10 | Santos 48 FG | 7-16; 2:50 | 15-10 |
| PIT | 4 | 9:49 | Boswell 43 FG | 10-45; 5:21 | 18-10 |
| KC | 4 | 2:43 | Ware 1 run (Pass failed) | 13-75; 7:06 | 18-16 |

INDIVIDUAL STATS

| | |
|--|---|
| RUSH | PIT: Bell 30-170; Roethlisberger 4-1. KC: Ware 8-35, 1 TD; Hill 3-18; Smith 2-9; West 1-(-1). |
| | PASS |
| PIT: Roethlisberger 30-21-1, 224. KC: Smith 34-20-1, 172, 1 TD. | |
| REC | PIT: Brown 6-108; James 5-83; Rogers 5-27; Bell 2-(-4); Ayers 1-6; Hamilton 1-4. KC: Kelce 5-77; Hill 4-77; MacIn 2-28; Conley 2-19; West 2-14; Wilson 2-3, 1 TD; Ware 2-1; Sherman 1-3. |

TEAM STATS

| | Steelers | Chiefs |
|-----------------|--------------|------------|
| First Downs | 20 (10-10-0) | 16 (4-9-3) |
| Third Downs | 7-15 (47%) | 2-9 (22%) |
| Fourth Downs | 0-0 (0%) | 2-2 (0%) |
| Total Net Yards | 389 | 227 |
| Plays-Avg. | 66-5.9 | 49-4.6 |
| Rushing Yards | 171 | 61 |
| Att.-Avg. | 34-5.0 | 14-4.4 |
| Passing Yards | 218 | 166 |
| Sacked by Opp. | 31-20-1 | 34-20-1 |
| Att.-Comp.-Int. | 1-6 | 1-6 |
| Punts-Avg. | 1-35.0 | 4-45.8 |
| Penalties | 4-53 | 6-60 |
| Fumbles-Lost | 0-0 | 1-1 |
| Time of Poss. | 34:13 | 25:47 |



**Pittsburgh 17
New England 26**



2016 AFC CHAMPIONSHIP (JAN. 22, 2017)

FOXBOROUGH — QB Tom Brady threw for 384 yards with three touchdowns to help lift the Patriots to a 36-17 victory over the Steelers in the AFC Championship Game.

New England led 10-0 at the end of the first quarter. K Stephen Gostkowski made a 31-yard field goal on the Patriots' opening drive, and Brady threw a 16-yard touchdown to WR Chris Hogan.

Early in the second quarter, RB DeAngelo Williams scored on a five-yard run to cut the lead to 10-6. But it would be the closest Pittsburgh would get the rest of the game.

Midway through the second quarter, Brady connected with Hogan again, this time for a 34-yard touchdown. K Chris Boswell made a 23-yard field goal late in the second quarter. New England led 17-9 at halftime.

The Patriots scored 19 unanswered points to put the game out of reach. Gostkowski made a 47-yard field goal. RB LeGarrette Blount scored on a one-yard run. Brady threw a 10-yard touchdown pass to WR Julian Edelman. And Gostkowski connected on a 26-yard field goal.

Pittsburgh's final points of the game came on a 30-yard touchdown pass from QB Ben Roethlisberger to WR Cobi Hamilton.

GAME SUMMARY

| | 1 | 2 | 3 | 4 | F |
|----------|----|---|----|---|----|
| STEELERS | 0 | 9 | 0 | 8 | 17 |
| Patriots | 10 | 7 | 16 | 3 | 36 |

| TEAM | Q | TIME | PLAY | DRIVE | SCORE |
|------|---|-------|---|-------------|-------|
| NE | 1 | 13:08 | Gostkowski 31 FG | 6-62; 1:52 | 0-3 |
| NE | 1 | 2:47 | Hogan 16 pass from Brady (Gostkowski kick) | 11-80; 4:36 | 0-10 |
| PIT | 2 | 11:31 | Williams 5 run (Kick failed) | 13-84; 6:16 | 6-10 |
| NE | 2 | 7:43 | Hogan 34 pass from Brady (Gostkowski kick) | 9-82; 3:48 | 6-17 |
| PIT | 2 | 1:39 | Boswell 23 FG | 15-70; 6:04 | 9-17 |
| NE | 3 | 9:59 | Gostkowski 47 FG | 9-55; 3:11 | 9-20 |
| NE | 3 | 2:44 | Blount 1 run (Gostkowski kick) | 8-88; 3:52 | 9-27 |
| NE | 3 | 1:35 | Edelman 10 pass from Brady (Kick failed) | 4-28; 1:01 | 9-33 |
| NE | 4 | 6:24 | Gostkowski 26 FG | 8-24; 3:50 | 9-36 |
| PIT | 4 | 3:36 | Hamilton 30 pass from Roethlisberger (Pass to Williams) | 9-75; 2:48 | 17-36 |

INDIVIDUAL STATS

| | |
|---|---|
| RUSH | PIT: D. Williams 14-34, 1 TD; Bell 6-20. |
| | NE: Blount 16-47, 1 TD; Lewis 6-11; White 1-0; Brady 4-(-1). |
| | PASS |
| PIT: Roethlisberger 47-31-1, 314, 1 TD. | |
| NE: Brady 42-32-0, 384, 3 TD. | |
| PIT: Brown 7-77; Rogers 7-66; D. Williams 7-51; James 5-48; Hamilton 2-37, 1 TD; Coates 2-34; Johnson 1-1. | |
| NE: Hogan 9-180, 2 TD; Edelman 8-118, 1 TD; Bennett 5-32; White 3-8; Amendola 2-12; Lewis 2-8; Develin 1-13; Blount 1-8; Mitchell 1-5. | |

TEAM STATS

| | Steelers | Patriots |
|-----------------|-------------|-------------|
| First Downs | 22 (3-18-1) | 26 (8-17-1) |
| Third Downs | 9-15 (60%) | 11-17 (65%) |
| Fourth Downs | 0-1 (0%) | 0-0 (0%) |
| Total Net Yards | 368 | 431 |
| Plays-Avg. | 67-5.5 | 71-6.1 |
| Rushing Yards | 54 | 57 |
| Att.-Avg. | 20-2.7 | 27-2.1 |
| Passing Yards | 314 | 374 |
| Sacked by Opp. | 47-31-1 | 42-32-0 |
| Att.-Comp.-Int. | 2-10 | 0-0 |
| Punts-Avg. | 4-38.5 | 2-48.5 |
| Penalties | 3-19 | 2-10 |
| Fumbles-Lost | 1-1 | 0-0 |
| Time of Poss. | 28:34 | 31:26 |



**Jacksonville 45
Pittsburgh 42**



2017 AFC DIVISIONAL PLAYOFF (JAN. 14, 2018)

PITTSBURGH — The Steelers were unable to overcome a 21-point deficit in their 45-42 AFC Divisional Playoff loss to the Jacksonville Jaguars at Heinz Field.

Three straight rushing touchdowns gave Jacksonville a 21-0 lead early in the second quarter.

Pittsburgh rallied with a 23-yard touchdown pass from QB Ben Roethlisberger to WR Antonio Brown, but a Steelers' fumble recovered by Jacksonville and returned for a touchdown on the following Pittsburgh drive allowed the Jaguars to maintain their 21-point lead.

The Steelers responded with 14 straight points off of Roethlisberger touchdown passes, first to WR Martavis Bryant, then to RB Le'Veon Bell.

Each team added seven more points early in the fourth quarter, Jacksonville with a touchdown run from RB Leonard Fournette and Pittsburgh with a second touchdown reception from Brown.

With less than five minutes remaining, Jaguars QB Blake Bortles connected with FB Tommy Bohanon on a 14-yard touchdown pass. The Steelers cut their deficit back to seven with an 8-yard touchdown run by Bell.

With just 1:45 remaining, Jacksonville K Josh Lambo converted a 45-yard field goal that increased the score to 45-42.

Roethlisberger recorded his fifth touchdown pass of the day, finding WR Juju Smith-Schuster in the end zone for a 4-yard score, but the Steelers came up short as time expired.

GAME SUMMARY

| | 1 | 2 | 3 | 4 | F |
|----------|----|----|---|----|----|
| Jaguars | 14 | 14 | 0 | 17 | 45 |
| STEELERS | 0 | 14 | 7 | 21 | 42 |

| TEAM | Q | TIME | PLAY | DRIVE | SCORE |
|------|---|-------|--|-------------|-------|
| JAX | 1 | 10:40 | Fournette 1 run (Lambo kick) | 8-66; 4:20 | 7-0 |
| JAX | 1 | 5:26 | Fournette 18 run (Lambo kick) | 1-18; 0:05 | 14-0 |
| JAX | 2 | 11:31 | Yeldon 4 run (Lambo kick) | 11-75; 4:36 | 21-0 |
| PIT | 2 | 8:20 | Brown 23 pass from Roethlisberger (Boswell kick) | 6-64; 3:11 | 21-7 |
| JAX | 2 | 2:20 | Smith 50 fumble return (Lambo kick) | --- | 28-7 |
| PIT | 2 | 0:25 | Bryant 36 pass from Roethlisberger (Boswell kick) | 7-51; 1:55 | 28-14 |
| PIT | 3 | 9:09 | Bell 19 pass from Roethlisberger (Boswell kick) | 10-77; 5:51 | 28-21 |
| JAX | 4 | 10:34 | Fournette 3 run (Lambo kick) | 5-61; 2:10 | 35-21 |
| PIT | 4 | 9:05 | Brown 43 pass from Roethlisberger (Boswell kick) | 5-75; 1:29 | 35-28 |
| JAX | 4 | 4:19 | Bohanon 14 pass from Bortles (Lambo kick) | 8-75; 4:46 | 42-28 |
| PIT | 4 | 2:18 | Bell 8 run (Boswell kick) | 12-75; 2:01 | 42-35 |
| JAX | 4 | 1:45 | Lambo 45 FG | 4-9; 0:33 | 45-35 |
| PIT | 4 | 0:01 | Smith-Schuster 4 pass from Roethlisberger (Boswell kick) | 10-75; 1:44 | 45-42 |

INDIVIDUAL STATS

| | |
|---|--|
| RUSH | JAX: Fournette 25-109, 3 TD; Bortles 5-35; Yeldon 5-20, TD. |
| | PIT: Bell 16-67, TD; Roethlisberger 2-16. |
| | PASS |
| JAX: Bortles 24-14-0, 214, TD. | |
| PIT: Roethlisberger 58-37-1, 469, 5 TD. | |
| JAX: Yeldon 3-57; Lee 3-28; Fournette 2-10; Cole 1-45; Koyack 1-21; O'Shaughnessy 1-19; Bohanon 1-14, TD; Hurns 1-12; Westbrook 1-8. | |
| PIT: McDonald 10-112; Bell 9-88, TD; Brown 7-132, 2 TD; Smith-Schuster 3-5, TD; Bryant 2-78, TD; James 1-12. | |

TEAM STATS

| | Jaguars | Steelers |
|-----------------|-------------|-------------|
| First Downs | 22 (9-12-1) | 28 (4-23-1) |
| Third Downs | 8-14 (57%) | 7-16 (44%) |
| Fourth Downs | 1-1 (100%) | 4-6 (67%) |
| Total Net Yards | 378 | 545 |
| Plays-Avg. | 61-6.2 | 78-7.0 |
| Rushing Yards | 164 | 83 |
| Att.-Avg. | 35-4.7 | 18-4.6 |
| Passing Yards | 212 | 462 |
| Sacked by Opp. | 58-37-1 | 34-20-1 |
| Att.-Comp.-Int. | 2/7 | 0/0 |
| Punts-Avg. | 4-32.8 | 2-39.5 |
| Penalties | 3-40 | 4-25 |
| Fumbles-Lost | 1-0 | 1-1 |
| Time of Poss. | 28:50 | 31:10 |



Cleveland 48
Pittsburgh 37



2020 AFC WILD CARD (JAN. 3, 2021)

PITTSBURGH — The Cleveland Browns established a 28-0 first quarter lead en route to a 48-37 victory on Sunday night at Heinz Field in an AFC Wild Card round contest.

Browns quarterback Baker Mayfield wasn't sacked and Cleveland didn't turn the ball over.

The Browns scored two rushing touchdowns and three through the air, including a pair of 40-yard, catch-and-run touchdowns.

The Browns put the exclamation on their first postseason victory over the Steelers in three tries when Roethlisberger was intercepted for the fourth time with 3:16 remaining in the game and Cleveland ahead by 16, at 45-29.

Kicker Cody Parkey's 37-yard field goal with 2:51 to play in regulation made it 48-29 Cleveland.

Roethlisberger went over 500 yards passing with a 7-yard touchdown pass to wide receiver Chase Claypool with 1:09 left in the fourth quarter. A two-point conversion pass to running back James Conner succeeded and established the final margin.

Roethlisberger finished 47-for-68 passing for 501 yards.

The Steelers started the regular season 11-0 but finished at 12-4 and failed to win a playoff game for the fourth consecutive season.

The Steelers trailed by 25 at halftime, at 35-10, but tried to crawl back into the game with consecutive touchdown drives on their first two possessions of the third quarter.

GAME SUMMARY

| | 1 | 2 | 3 | 4 | F |
|----------|----|----|----|----|----|
| Browns | 28 | 7 | 0 | 13 | 48 |
| STEELERS | 0 | 10 | 13 | 14 | 37 |

TEAM Q TIME PLAY

| | DRIVE | SCORE |
|-------------|---|-------------------|
| CLE 1 14:46 | Joseph fumble recovery in end zone (Parkey kick) | -- 7-0 |
| CLE 1 9:46 | Landy 40 pass from Mayfield (Parkey kick) | 3-46, 0:58 14-0 |
| CLE 1 4:40 | Hunt 11 run (Parkey kick) | 6-65, 3:00 21-0 |
| CLE 1 1:56 | Hunt 8 run (Parkey kick) | 3-15, 1:22 28-0 |
| PIT 2 1:44 | Conner 1 run (Boswell kick) | 13-89, 5:36 28-7 |
| CLE 2 0:34 | Hooper 7 pass from Mayfield (Parkey kick) | 9-64, 1:10 35-7 |
| PIT 2 0:00 | Boswell 49 FG | 5-37, 0:34 35-10 |
| PIT 3 7:22 | Ebron 17 pass from Roethlisberger (pass failed) | 8-84, 3:45 35-16 |
| PIT 3 2:57 | Smith-Schuster 5 pass from Roethlisberger (Boswell kick) | 12-68, 3:25 35-23 |
| CLE 4 12:32 | Chubb 40 pass from Mayfield (Parkey kick) | 6-80, 2:20 42-23 |
| PIT 4 11:08 | Claypool 29 pass from Roethlisberger (pass failed) | 4-76, 1:24 42-29 |
| CLE 4 4:28 | Parkey 24 FG | 13-59, 6:40 45-29 |
| CLE 4 2:51 | Parkey 37 FG | 4-6, 0:25 48-29 |
| PIT 4 1:09 | Claypool 7 pass from Roethlisberger (Pass to Conner pass) | 8-77, 1:42 48-37 |

INDIVIDUAL STATS

| | |
|-------------|--|
| RUSH | CLE: Chubb 18-76; Hunt 8-48 2 TD; Mayfield 5-3. |
| | PIT: Conner 11-37 TD; Snell 2-13; Watt 2-2; Roethlisberger 1-0. |
| PASS | CLE: Mayfield 34-21-0, 263, 3 TD. |
| | PIT: Roethlisberger 68-447-4, 501, 4 TD. |
| REC | CLE: Hooper 7-46 TD; Landry 5-92 TD; Chubb 4-69 TD; Higgins 2-28; Hunt 1-13; Peoples-Jones 1-8; Njoku 1-7. |
| | PIT: Smith-Schuster 13-157 TD; Johnson 11-117; Ebron 7-62 TD; Washington 5-72; Claypool 5-59, 2 TD; Conner 5-30; Snell 1-4. |

TEAM STATS

| | Browns | Steelers |
|-----------------|-------------|-------------|
| First Downs | 20 (8-12-0) | 34 (5-29-0) |
| Third Downs | 6-14 (43%) | 8-15 (53%) |
| Fourth Downs | 1-1 (100%) | 3-3 (100%) |
| Total Net Yards | 390 | 553 |
| Plays-Avg. | 65-6.0 | 84-6.6 |
| Rushing Yards | 127 | 52 |
| Att.-Avg. | 31-4.1 | 16-3.3 |
| Passing Yards | 263 | 501 |
| Sacked by Opp. | 34-21-0 | 68-47-4 |
| Att.-Comp.-Int. | 0/0 | 0/0 |
| Punts-Avg. | 5-39.6 | 3-41.7 |
| Penalties | 3-20 | 4-25 |
| Fumbles-Lost | 0-0 | 1-1 |
| Time of Poss. | 27:14 | 32:46 |



Kansas City Chiefs 42
Pittsburgh 21



2021 AFC WILD CARD (JAN. 16, 2022)

KANSAS CITY — The Chiefs were going nowhere on offense against Pittsburgh early Sunday night, so coach Andy Reid had wide receiver Mecole Hardman take a shotgun snap and hand off to running back Darrel Williams on a trick play.

Their exchange hit the ground, T.J. Watt picked it up and returned the fumble for a touchdown.

It was precisely the kind of play that should have energized the heavy underdogs, playing in a tough environment on the road, but it wound up doing something else entirely: It ticked off Chiefs quarterback Patrick Mahomes.

He proceeded to throw for 404 yards and five scores, leading Kansas City to the end zone on six straight possessions after the turnover, and the Chiefs cruised through the second half for a 42-21 wild-card victory.

Byron Pringle caught touchdown passes from both Mahomes and Kelce, and Jerick McKinnon and Tyreek Hill also had scoring catches, while the Chiefs (13-5) shut down the retiring Ben Roethlisberger and the Steelers offense.

Roethlisberger was 29 of 44 for 215 yards with two TD passes, providing the coda to a career that includes six Pro Bowl trips and two Super Bowl wins.

GAME SUMMARY

| | 1 | 2 | 3 | 4 | F |
|----------|---|----|----|---|----|
| STEELERS | 0 | 7 | 7 | 7 | 21 |
| Chiefs | 0 | 21 | 14 | 7 | 42 |

TEAM Q TIME PLAY

| | DRIVE | SCORE |
|-------------|---|-------------------|
| PIT 2 10:41 | Watt 26 fumble return (Boswell kick) | -- 7-0 |
| KC 2 5:45 | McKinnon 4 pass from Mahomes (Butker kick) | 8-76, 4:56 7-7 |
| KC 2 1:55 | Pringle 12 pass from Mahomes (Butker kick) | 7-74, 2:43 7-14 |
| KC 2 0:13 | Kelce 48 pass from Mahomes (Butker kick) | 6-80, 0:39 7-21 |
| KC 3 10:13 | Allegretti 1 pass from Mahomes (Butker kick) | 9-68, 4:47 7-28 |
| KC 3 9:14 | Hill 31 pass from Mahomes (Butker kick) | 2-29, 0:42 7-35 |
| PIT 3 4:10 | Johnson 13 pass from Roethlisberger (Boswell kick) | 10-75, 5:04 14-35 |
| KC 4 14:13 | Pringle 2 pass from Kelce (Butker kick) | 9-75, 4:57 14-42 |
| PIT 4 7:36 | Washington 15 pass from Roethlisberger (Boswell kick) | 15-75, 6:37 21-42 |

INDIVIDUAL STATS

| | |
|-------------|---|
| RUSH | PIT: Harris 12-29; Snell 2-15; Ballage 4-31; Roethlisberger 2-(-1). |
| | KC: McKinnon 12-61; Mahomes 3-29; Hardman 2-6; Williams 1-4; Gore 3-3; Burton 1-3. |
| | PIT: Roethlisberger 44-29-0, 215, 2 TD. |
| PASS | KC: Mahomes 39-30-1, 404, 5 TD; Kelce 1-1-0, 2, 1 TD. |
| | PIT: Johnson 5-34 TD; Smith-Schuster 5-26; Gentry 4-33; Freiermuth 4-25; Claypool 3-25; Washington 2-37 TD; McCloud 2-20; Snell 2-16; Harris 2-(-1). |
| REC | KC: McKinnon 6-81 TD; Kelce 5-108 TD; Hill 5-57 TD; Pringle 5-37 TD; Robinson 4-76; Hardman 4-43; Bell 1-3; Allegretti 1-1 TD. |

TEAM STATS

| | Steelers | Chiefs |
|-----------------|-------------|-------------|
| First Downs | 19 (3-15-1) | 26 (6-19-1) |
| Third Downs | 7-16 (44%) | 8-12 (67%) |
| Fourth Downs | 2-2 (100%) | 0-0 (0%) |
| Total Net Yards | 257 | 478 |
| Plays-Avg. | 66-3.9 | 65-7.4 |
| Rushing Yards | 56 | 106 |
| Att.-Avg. | 20-2.8 | 22-4.8 |
| Passing Yards | 201 | 372 |
| Sacked by Opp. | 44-29-0 | 40-31-1 |
| Att.-Comp.-Int. | 3/34 | 2/14 |
| Punts-Avg. | 7-49.7 | 4-34.5 |
| Penalties | 4-45 | 3-25 |
| Fumbles-Lost | 2-1 | 2-1 |
| Time of Poss. | 30:00 | 30:00 |



Pittsburgh 16
Minnesota 6



SUPER BOWL IX (JAN. 12, 1975)

NEW ORLEANS—The Steelers made their first appearance in the Super Bowl and captured their first NFL Championship with a 16-6 victory.

The veteran Vikings, meanwhile, had been to the Super Bowl twice before. The Vikings had a savvy leader in quarterback Fran Tarkenton. The Steelers had a strong defense but their quarterback, Terry Bradshaw, was unproven.

The first half was dominated by both defenses. Pittsburgh concentrated on the middle of the Minnesota defensive line. One defensive tackle, Ernie Holmes, played over Vikings' center Mick Tingelhoff, while the other tackle, Joe Greene, lined up at an angle pointed directly at Tingelhoff. Holmes sometimes took on the Vikings' center directly, allowing Greene to knife through and pursue Tarkenton. At other times, Greene would smash into Tingelhoff while Holmes looped behind him.

The only score in the first half was a safety registered by the Pittsburgh Steelers. Fran Tarkenton fumbled a handoff to Dave Osborn, scrambled to recover the ball in the end zone, and was downed by Pittsburgh defensive end Dwight White.

Leading 2-0, Pittsburgh kicked to Minnesota to open the second half and the Vikings' Bill Brown fumbled and Marv Kellum recovered for Pittsburgh at the Minnesota 30. The Steelers took four plays to go the distance, with Franco Harris taking the ball in from the 9.

Harris was named game MVP. He ran for 158 yards on 34 tries, both new highs for the Super Bowl, and Rocky Bleier added 65 yards on 17 carries. Minnesota, meanwhile, managed only 17 yards rushing.

Denied on the ground, the Vikings weren't much better in the air. Tarkenton, under constant pressure from Greene, Holmes, White, and L.C. Greenwood, completed only 11-of-26 attempts for 102 yards—an average of fewer than four yards per pass.

Despite their dominance, Pittsburgh's 9-0 lead was far from safe, and it narrowed to 9-6 in the final quarter when Matt Blair blocked Bobby Walden's punt, and Terry Brown recovered in the end zone.

After that touchdown, Pittsburgh put the game on ice with a drive that began on its 34. The big play of the drive was a 30-yard toss from Bradshaw to Larry Brown, who later scored the final TD.

Soon after the ensuing kickoff, Pittsburgh's Mike Wagner intercepted a Tarkenton pass, and the Steelers held possession until the game was nearly over.



The Steelers celebrate their safety against Vikings' quarterback Fran Tarkenton in Super Bowl IX.

GAME SUMMARY

| | 1 | 2 | 3 | 4 | F |
|----------|---|---|---|---|----|
| STEELERS | 0 | 2 | 7 | 7 | 16 |
| Vikings | 0 | 0 | 0 | 6 | 6 |

| TEAM | Q | PLAY | SCORE |
|------|---|---|------------------|
| PIT | 2 | Safety (White downed Tarkenton in end zone) | — 2-0 |
| PIT | 3 | Harris 9 run (Gerela kick) | 4-30, 1:24 9-0 |
| MIN | 4 | Brown Recovered blocked punt (kick failed) | — 9-6 |
| PIT | 4 | Brown 4 pass from Bradshaw (Gerela kick) | 11-66, 6:47 16-6 |

INDIVIDUAL STATS

| |
|--|
| PIT: Harris 34-158, 1 TD; Bleier 17-65; Bradshaw 5-33; Swann |
| RUSH 1-(-7). MIN: Foreman 12-18; Tarkenton 1-0; Osborn 8-(-1). |
| PIT: Bradshaw 14-9-0, 96, 1 TD. MIN: Tarkenton 26-11-3, 102. |
| PASS |
| PIT: Brown 3-49, 1 TD; Stallworth 3-24; Bleier 2-11; Lewis 1-12. MIN: Foreman 5-50; Voigt 2-31; Osborn 2-7; Gilliam 1-16; Reed 1-9. |

TEAM STATS

| | Steelers | Vikings |
|-----------------|-------------|-----------|
| First Downs | 17 (11-5-1) | 9 (2-5-2) |
| Third Downs | 7-18 | 5-12 |
| Fourth Downs | 0-0 (0%) | 0-0 (0%) |
| Total Net Yards | 333 | 119 |
| Plays-Avg. | 73-4.6 | 47-2.5 |
| Rushing Yards | 249 | 17 |
| Att.-Avg. | 57-4.4 | 21-0.8 |
| Passing Yards | 84 | 102 |
| Sacked by Opp. | 2-12 | 0-0 |
| Att.-Comp.-Int. | 14-9-0 | 26-11-3 |
| Punts-Avg. | 7-34.7 | 6-37.2 |
| Penalties | 8-122 | 4-18 |
| Fumbles-Lost | 4-2 | 3-2 |
| Time of Poss. | 30:36 | 29:24 |



Pittsburgh 21
Dallas 17



SUPER BOWL X (JAN. 18, 1976)

MIAMI—What were, at the time, the two most popular teams in the NFL met in Super Bowl X, and the contrast between their styles was as great as the hue of their jerseys.

The glitzy, white-clad Dallas Cowboys—“America’s Team”—combined a high-tech offense and a state-of-the-art Flex Defense to put on a dazzling show each Sunday. They were easy to like, and for once, they even had something of an underdog aura, having reached the Super Bowl as a Wild Card team. The black-clad Pittsburgh Steelers, out to defend their Super Bowl victory of the year before, lived by a Steel-hard defense occasionally spelled by a grind-it-out running attack that would have been at home in the NFL of the 1930s.

The Cowboys struck first when Roger Staubach zeroed in on Drew Pearson for a 29-yard touchdown pass.

Before the end of the quarter, Pittsburgh evened the score on a seven-yard pass from Terry Bradshaw to tight end Randy Grossman. Setting up the score was a 32-yard pass to Lynn Swann, whose health was questionable because of a concussion he had suffered in the AFC Championship Game. Swann outleaped a Dallas defender, then magically kept both feet inside the sideline to make his catch.

Dallas reclaimed the lead at 10-7 only 15 seconds into the second quarter when Toni Fritsch booted a 36-yard field goal.

Later, Pittsburgh’s Roy Gerela, playing at less than 100 percent because of a cracked rib he suffered making a tackle on the opening kickoff, shanked a field-goal try and Dallas went to the locker room with a 10-7 lead.

Defense continued to dominate in the scoreless third quarter. Pittsburgh sacked Staubach seven times during the game and forced him to scramble on numerous occasions. Moreover, they pressured him into an uncharacteristic 3 interceptions.

One of the interceptions set up another field-goal try by Gerela, but he pulled it left from 33 yards. Dallas safety Cliff Harris mockingly patted him on the helmet, only to be unceremoniously dumped on his hip pads by irate Pittsburgh linebacker Jack Lambert. The inspired Steelers dominated after that.

In the fourth quarter, Steelers reserve fullback Reggie Harrison blocked Mitch Hoopes’s punt. The ball rolled through the end zone for a safety to cut the Cowboys’ lead to 10-9. Gerela, who’d donned a corset to protect his ribs, regained his kicking touch with field goals of 36 and 18 yards to put the Steelers in front 15-10.

With 3:02 left in the game, Bradshaw lofted a long pass to game MVP Swann, who caught the ball at the five and took it over the goal line to complete a 64-yard lightning strike. Swann finished the day with 161 yards on four catches, a 40.3 average-per-catch. Gerela missed the extra point.

It took Staubach only 1:14 to get the touchdown back, completing a drive with a 34-yard bulls-eye to Percy Howard—the only pass Howard caught during his entire career.



Pittsburgh’s “Steel Curtain” defense forced Cowboys’ quarterback Roger Staubach into throwing three interceptions in the Steelers’ Super Bowl X victory.

Terry Hanratty replaced Bradshaw, still woozy from the hit suffered after his touchdown pass to Swann, but the Steelers were stalling on a fourth-and-9 at the Dallas 41 with almost a minute and a half to go. Coach Noll feared a blocked kick and called for a Rocky Bleier run that gained only 2 yards. Noll was gambling that his defense could stop the Cowboys.

Trailing only 21-17, Staubach had the ball back with more time than he usually needed to negotiate 61 yards. The Cowboys reached Pittsburgh’s 38. With five seconds left, Staubach launched his final pass into the end zone. Steelers Mike Wagner batted the ball, which was caught by the Steelers, Glen Edwards and the Steelers had their second consecutive Super Bowl victory.

GAME SUMMARY

| | 1 | 2 | 3 | 4 | F |
|----------|---|---|---|----|----|
| Cowboys | 7 | 3 | 0 | 7 | 17 |
| STEELERS | 7 | 0 | 0 | 14 | 21 |

TEAM Q PLAY SCORE

| | | | |
|-----|---|---|-------|
| DAL | 1 | D. Pearson 29 pass from Staubach (Fritsch kick) | 0-7 |
| PIT | 1 | Grossman 7 pass from Bradshaw (Gerela kick) | 7-7 |
| DAL | 2 | Fritsch 36 FG | 7-10 |
| PIT | 4 | Safety, Harrison blocks kick | 9-10 |
| PIT | 4 | Gerela 36 FG | 12-10 |
| PIT | 4 | Gerela 18 FG | 15-10 |
| PIT | 4 | Swann 64 pass from Bradshaw (kick failed) | 21-10 |
| DAL | 4 | Howard 34 pass from Staubach (Fritsch kick) | 21-17 |

INDIVIDUAL STATS

| | |
|-------------|---|
| RUSH | DAL: Newhouse 16-56; Staubach 5-22; Dennison 5-16; Pearson 5-14. PIT: Harris 27-82; Bleier 15-51; Bradshaw 4-16. |
| PASS | DAL: Staubach 24-15-3 204, 2 TD. PIT: Bradshaw 19-9-0 209, 2 TD. |
| REC | DAL: P. Pearson 5-53; Young 3-31, 1 TD; D. Pearson 2-59, 1 TD; Newhouse 2-12; Howard 1-34, 1 TD; Fugett 1-9; Dennison 1-6. PIT: Swann 4-161, 1 TD; Stallworth 2-8; Harris 1-26; Grossman 1-7, 1 TD; Brown 1-7. |

TEAM STATS

| | Coyboys | Steelers |
|-----------------|------------|------------|
| First Downs | 14 (6-8-0) | 13 (7-6-0) |
| Third Downs | 4-15 (27%) | 8-21 (38%) |
| Total Net Yards | 270 | 339 |
| Plays-Avg. | 62-4.4 | 67-5.1 |
| Rushing Yards | 108 | 149 |
| Att.-Avg. | 31-3.5 | 46-3.2 |
| Passing Yards | 162 | 209 |
| Att.-Comp.-Int. | 24-15-3 | 19-9-0 |
| Punts-Avg. | 7-35 | 4-39.8 |
| Fumbles-Lost | 4-0 | 4-0 |
| Penalties-Yds. | 2-20 | 0-0 |



Pittsburgh 35
Dallas 21



SUPER BOWL XIII (JAN. 21, 1979)

MIAMI—This was more than just the first rematch in Super Bowl history: It re-staged what many still consider the most enjoyable and dramatic Super Bowl battle to that point. Opportunity—recognizing it and capitalizing on it—was the theme. Failure to embrace it would play a hand too. It was the Steelers, though, who managed a 35-31 victory.

Dallas had its chances. The Cowboys took a 14-7 lead in the second quarter when linebacker Mike Hegman simply took the ball away from Steelers quarterback Terry Bradshaw and ran 37 yards to score. But Bradshaw countered immediately with a 75-yard touchdown strike to John Stallworth.

In the third quarter, trailing 21-14, Dallas marched from its 42 to the Steelers' 10. On third-and-three, Cowboys quarterback Roger Staubach saw tight end Jackie Smith alone in the end zone. Smith slipped and fell reaching for Staubach's pass and Dallas settled for a 27-yard field goal.

Pittsburgh scored two touchdowns early in the fourth quarter—a 22-yard run by Franco Harris and an 18-yard pass from Bradshaw to Swann. Harris' score followed a pass-interference call against Dallas cornerback Benny Barnes, who was covering Swann. The mistake cost the Cowboys 33 yards. Dallas did score touchdowns with 2:27 and 22 seconds to play, on passes from Staubach to tight end Billy Joe Dupree and wide receiver Butch Johnson, but Pittsburgh held on to win, 35-31.

With the victory, the Steelers became the first team to win three Super Bowls. The two teams set a Super Bowl record for points scored



Steeler's quarterback Terry Bradshaw threw for 318 yards and four touchdowns in the 35-31 victory over Dallas in Super Bowl XIII.

GAME SUMMARY

| | 1 | 2 | 3 | 4 | F |
|----------|---|----|---|----|----|
| STEELERS | 7 | 14 | 0 | 14 | 35 |
| Cowboys | 7 | 7 | 3 | 14 | 31 |

| TEAM | Q | TIME | PLAY | SCORE |
|------|---|------|---|-------|
| PIT | 1 | | Stallworth 28 pass from Bradshaw (Gerela kick) | 7-0 |
| DAL | 1 | | Hill 39 pass from Staubach (Septien kick) | 7-7 |
| DAL | 2 | | Hegman 37 fumble recovery return (Septian kick) | 7-14 |
| PIT | 2 | | Stallworth 75 pass from Bradshaw (Gerela kick) | 14-14 |
| PIT | 2 | | Bleier 7 pass from Bradshaw (Gerela kick) | 21-14 |
| DAL | 3 | | Septien 27 FG | 21-17 |
| PIT | 4 | | Harris 22 run (Gerela kick) | 28-17 |
| PIT | 4 | | Swann 18 pass from Bradshaw (Gerela kick) | 35-17 |
| DAL | 4 | | Dupree 7 pass from Staubach (Septien kick) | 35-24 |
| DAL | 4 | | Johnson 4 pass from Staubach (Septien kick) | 35-31 |

INDIVIDUAL STATS

| | |
|-------------|---|
| RUSH | PIT: Harris 20-68, 1 TD; Bleier 2-3; Bradshaw 2-(-5). |
| | DAL: Dorsett 15-96; Newhouse 8-3; Pearson 1-(-13); Staubach 4-37; Pearson 1-6; Laidlaw 3-12. |
| | PIT: Bradshaw 30-17-1, 318, 4 TD. |
| | DAL: Staubach 30-17-1, 228, 3 TD. |
| | PIT: Swann 7-154, 1 TD; Stallworth 3-115, 2 TD; Grossman 3-29; Harris 1-22; Bleier 1-7, 1 TD; Bell 2-21. |
| REC | DAL: Dorsett 5-44; D. Pearson 4-73; Hill 2-49, 1 TD; Johnson 2-30, 1 TD; Dupree 2-17, 1 TD; P. Pearson 2-15. |

TEAM STATS

| | Coyboys | Steelers |
|-----------------|-------------|-------------|
| First Downs | 19 (2-15-2) | 20 (6-13-1) |
| Third Downs | 9-15 (60%) | 9-16 (56%) |
| Total Net Yards | 357 | 317 |
| Plays-Avg. | 58-6.2 | 67-4.7 |
| Rushing Yards | 66 | 141 |
| Att.-Avg. | 24-2.8 | 32-4.4 |
| Passing Yards | 291 | 176 |
| Att.-Comp.-Int. | 30-17-1 | 30-17-1 |
| Punts-Avg. | 3-43.0 | 5-39.6 |
| Fumbles-Lost | 2-2 | 3-2 |
| Penalties-Yds. | 5-35 | 9-89 |



Pittsburgh 31
Los Angeles Rams 19



SUPER BOWL XIV (JAN. 20, 1980)

PASADENA —There was a moment of heroism and self-sacrifice when an old warrior, Los Angeles Rams defensive end Jack Youngblood, announced his intention to play in his team's first Super Bowl despite a fractured leg.

There was a rush of "What if?" euphoria as the underdog Rams took a 19-17 lead into the fourth quarter.

And there was cold reality: Pittsburgh, a team with as much patience as talent, struck quickly and surely for two touchdowns in the fourth quarter and it was over. The 31-19 victory was the Steelers' fourth in the Super Bowl in only six seasons.

The signature image of Super Bowl XIV is of Steelers wide receiver John Stallworth at the Rams' 32, looking back over his head for a lofty Terry Bradshaw pass, catching it in stride just over the outstretched arms of Rams cornerback Rod Perry, and continuing into the end zone for a 73-yard touchdown.

The Steelers had taken the lead and then surrendered it in the third quarter. Bradshaw hit wide receiver Lynn Swann over the middle for a 47-yard score. The Rams came back with a 24-yard halfback pass from Lawrence McCutcheon to Ron Smith that made it 19-17 before Bradshaw-to-Stallworth put Pittsburgh ahead for good.

Los Angeles intercepted Bradshaw three times, but it was the Steelers' lone interception—by Jack Lambert—that punctuated the ending. With the score 24-19 and the Rams driving, Lambert intercepted a pass from quarterback Vince Ferragamo at the Pittsburgh 14.

For the second year in a row, Bradshaw was named the game's most valuable player after passing for 309 yards and 2 touchdowns.



Steelers' running back Franco Harris ran for two touchdowns, including the game's final score, as Pittsburgh recorded a 31-19 win over the Los Angeles Rams in Super Bowl XIV.

GAME SUMMARY

| | 1 | 2 | 3 | 4 | F |
|----------|---|---|---|----|----|
| Rams | 7 | 6 | 6 | 0 | 19 |
| STEELERS | 3 | 7 | 7 | 14 | 31 |

| TEAM | Q | PLAY | SCORE |
|------|---|--|-------|
| PIT | 1 | Bahr 41 FG | 3-0 |
| LA | 1 | Bryant 1 run (Corral kick) | 3-7 |
| PIT | 2 | Harris 1 run (Bahr kick) | 10-7 |
| LA | 2 | Corral 31 FG | 10-10 |
| LA | 2 | Corral 45 FG | 10-13 |
| PIT | 3 | Swann 47 pass from Bradshaw (Bahr kick) | 17-13 |
| LA | 3 | Smith 24 pass from McCutcheon (kick failed) | 17-19 |
| PIT | 4 | Stallworth 73 pass from Bradshaw (Bahr kick) | 24-19 |
| PIT | 4 | Harris 1 run (Bahr kick) | 31-19 |

INDIVIDUAL STATS

| | |
|-------------|---|
| RUSH | LAR: Tyler 17-60; Bryant 6-30, 1 TD; McCutcheon 5-10; |
| | Ferragamo 1-7. |
| | PIT: Harris 20-46, 2 TD; |
| | Bleier 10-25; Bradshaw 3-9; Thornton 4-4. |
| PASS | LAR: Ferragamo 25-15-1, 212; McCutcheon 1-1-0, 24, 1 TD. |
| | PIT: Bradshaw 21-14-3, 309, 2 TD. |
| | LAR: Waddy 3-75; |
| | Bryant 3-21; Tyler 3-20; Dennard 2-32; Nelson 2-20; Hill 1-28; Smith 1-24, 1 TD; McCutcheon 1-16. |
| REC | PIT: Swann 5-79, 1 TD; Stallworth 3-121, 1 TD; Harris 3-66; Cunningham 2-21; Thornton 1-22. |

TEAM STATS

| | Rams | Steelers |
|-----------------|------------|-------------|
| First Downs | 16 (6-9-1) | 19 (8-10-1) |
| Third Downs | 6-16 (38%) | 9-14 (64%) |
| Total Net Yards | 301 | 393 |
| Plays-Avg. | 59-5.1 | 58-6.8 |
| Rushing Yards | 107 | 84 |
| Att.-Avg. | 29-3.7 | 37-2.3 |
| Passing Yards | 194 | 309 |
| Att.-Comp.-Int. | 26-16-1 | 21-14-3 |
| Punts-Avg. | 5-44.0 | 2-42.5 |
| Fumbles-Lost | 0-0 | 0-0 |
| Penalties-Yds. | 2-26 | 6-65 |



Dallas 27
Pittsburgh 17



SUPER BOWL XXX (JAN. 28, 1996)

TEMPE—After producing 10 lopsided outcomes in its last 12 editions, the Super Bowl was due for some drama. Pittsburgh was up to the task and made a game of it, but the game turned on two interceptions by the game's Most Valuable Player, Dallas cornerback Larry Brown as the Steelers fell to the Cowboys, 27-17.

The first of Brown's interceptions came midway through the third quarter. No Steelers receiver was within 10 yards when Brown accepted Neil O'Donnell's misfired pass at the Cowboys' 38 and returned it 44 yards to the Steelers' 18. Troy Aikman's pass to Michael Irvin took Dallas to the one, and Emmitt Smith scored to give the Cowboys a 20-7 lead.

The Steelers made it 20-10 with Norm Johnson's 46-yard field goal, and then recovered an onside kick. They reduced the gap to 20-17 when Bam Morris scored from the one with 6:36 to play. With 4:15 left, Pittsburgh had the ball again at its 32 after forcing Dallas to punt.

Two plays later, Brown intercepted O'Donnell at the Steelers' 39 and returned it to the six. Smith scored from the four two plays later, and the Cowboys had locked up their record-tying fifth Super Bowl. The Steelers never led, and Dallas scored on its first three possessions—a three-yard pass from Aikman to tight end Jay Novacek and two field goals by Chris Boniol—for a 13-0 lead. Shortly before halftime, the Steelers made it 13-7 when O'Donnell threw a six-yard touchdown pass to Yancey Thigpen.

The statistical irony of the day was that O'Donnell entered the game as the NFL's career leader in fewest interceptions per pass attempt. On the game's final play, he was intercepted for the third time.



Pittsburgh's defense limited Dallas to just 56 rushing yards in their Super Bowl XXX matchup.

GAME SUMMARY

| | 1 | 2 | 3 | 4 | F |
|----------|----|---|---|----|----|
| Cowboys | 10 | 3 | 7 | 7 | 27 |
| STEELERS | 0 | 7 | 0 | 10 | 17 |

| TEAM | Q | PLAY | DRIVE | SCORE |
|------|---|--|-------------|-------|
| DAL | 1 | Boniol 42 FG | 7-47, 2:55 | 0-3 |
| DAL | 1 | Novacek 3 pass from Aikman (Boniol kick) | 8-75, 4:35 | 0-10 |
| DAL | 2 | Boniol 35 FG | 14-62, 8:44 | 0-13 |
| PIT | 2 | Thigpen 6 pass from O'Donnell | 13-54, 3:39 | 7-13 |
| DAL | 3 | Smith 1 run (Boniol kick) | 2-18, 0:36 | 7-20 |
| PIT | 4 | Johnson 46 FG | 11-52, 4:13 | 10-20 |
| PIT | 4 | Morris 1 run (Johnson kick) | 9-52, 4:44 | 17-20 |
| DAL | 4 | Smith 4 run (Boniol kick) | 2-6, 0:18 | 17-27 |

INDIVIDUAL STATS

| | |
|-------------|---|
| RUSH | DAL: Smith 18-49, 2 TD; Johnston 2-8; Williams 1-2; Aikman 4-(-3). |
| | PIT: Morris 19-73, 1 TD; Pegram 6-15; Stewart 4-15; O'Donnell 1-0; Williams 1-0. |
| | DAL: Aikman 23-15-0, 209, 1 TD. |
| | PIT: O'Donnell 49-28-3, 239, 1 TD. |
| PASS | DAL: Irvin 5-76; Novacek 5-50; Williams 2-29; Sanders 1-47; Johnston 1-4; Smith 1-3. |
| | PIT: Hastings 10-98; Mills 8-78; Thigpen 3-19, 1 TD; Morris 3-18; Holliday 2-19; Williams 2-7. |

TEAM STATS

| | Cowboys | Steelers |
|-----------------|-------------|-------------|
| First Downs | 15 (5-10-0) | 25 (9-15-1) |
| Third Downs | 2-10 (20%) | 9-19 (47%) |
| Total Net Yards | 254 | 310 |
| Plays-Avg. | 50-5.1 | 84-3.7 |
| Rushing Yards | 56 | 103 |
| Att.-Avg. | 25-2.2 | 31-3.3 |
| Passing Yards | 198 | 207 |
| Att.-Comp.-Int. | 23-15-0 | 49-28-3 |
| Punts-Avg. | 5-38.2 | 4-44.8 |
| Fumbles-Lost | 0-0 | 2-0 |
| Penalties-Yds. | 5-25 | 2-15 |



Pittsburgh 21
Seattle 10



SUPER BOWL XL (FEB. 5, 2006)

DETROIT –Pittsburgh won its fifth Super Bowl title and its first in 26 years as it captured a 21-10 victory over the Seattle Seahawks at Ford Field. The Steelers' fifth title matched the most in NFL history, tying the San Francisco 49ers and Dallas Cowboys.

Backed by predominantly a Pittsburgh crowd, the Steelers were led by Super Bowl MVP Hines Ward, who finished with a game-high 123 receiving yards on five catches (24.6 avg.) with one touchdown.

Pittsburgh struggled offensively in the first quarter as it did not gain a single first down, but found itself down only 3-0 after Seattle's Josh Brown booted a 47-yard field goal with 22 seconds remaining in the opening period.

The Steelers' offense came to life briefly on their first drive of the second quarter, including a 18-yard end-around run by Ward, but it was stalled as QB Ben Roethlisberger was picked off by the Seahawks' S Michael Boulware.

However, Pittsburgh's defense, which gave up just three points in both of its two previous games in the first half, continued to buckle down and halt any Seattle chances of extending its lead.

The Steelers finally got on the board late in the second quarter as Roethlisberger followed a block by RB Jerome Bettis and dove into the end zone for a one-yard touchdown run, giving Pittsburgh a 7-3 halftime lead. It was his second postseason rushing touchdown and the first-ever by a Steelers' quarterback in a Super Bowl.

Pittsburgh came out of halftime and stretched its lead to 14-3 on the second play of the half as RB Willie Parker darted 75 yards for a score, just 22 seconds into the third quarter. The 75-yard run was the longest in Super Bowl history, surpassing L.A. Raider Marcus Allen's 74-yard run against Washington in Super Bowl XVIII.

After a missed field goal by Brown on Seattle's first drive of the second half, the Steelers appeared on the verge of breaking the game open as they drove down to the Seahawks' seven-yard line on the ensuing drive. However, Roethlisberger threw an interception at the four-yard line to Kelly Herndon, which he returned 76 yards to the Pittsburgh 20. Three plays later Seattle scored on a 16-yard pass from QB Matt Hasselbeck to TE Jerramy Stephens to cut the lead to 14-10.

The Seahawks had an opportunity to take the lead early in the fourth quarter before Hasselbeck was picked off by CB Ike Taylor at the Steelers' five-yard line. Taylor finished with a team-best seven tackles.

Pittsburgh all but sealed the game four plays later on a gadget play, which became a part of the Steelers' arsenal throughout the season. WR Antwaan Randle El took a reverse handoff from Parker and threw a 43-yard strike to Ward, pushing the Pittsburgh lead to 21-10 with just under nine minutes remaining in the game. Randle El became the first wide receiver in Super Bowl history to throw for a touchdown.

The Steelers' defense clamped down on the final two Seattle possessions while the offense milked the clock for over four minutes in the final minutes of the game to post the victory.



Pittsburgh's Deshaea Townsend had one of three sacks in the Steelers' 21-10 victory over the Seattle Seahawks in Super Bowl XL.

Roethlisberger became the youngest starting quarterback to win a Super Bowl and finished 9-of-21 for 123 yards. Parker finished with a team-high 93 yards on 10 carries, while Bettis added 43 yards on 14 rushes.

Pittsburgh's defense racked up three sacks, including one each from CB Deshaea Townsend, LB Clark Haggans and NT Casey Hampton.

GAME SUMMARY

| | 1 | 2 | 3 | 4 | F |
|----------|---|---|---|---|----|
| Seahawks | 3 | 0 | 7 | 0 | 10 |
| STEELERS | 0 | 7 | 7 | 7 | 21 |

| TEAM | Q | TIME | PLAY | DRIVE | SCORE |
|------|---|-------|--|-------------|-------|
| SEA | 1 | 0:22 | Brown 47 FG | 7-22; 3:39 | 0-3 |
| PIT | 2 | 1:55 | Roethlisberger 1 run (Reed kick) | 11-59; 6:20 | 7-3 |
| PIT | 3 | 14:38 | Parker 75 run (Reed kick) | 2-75; 0:22 | 14-3 |
| SEA | 3 | 6:45 | Stevens 16 pass from Hasselbeck (Brown kick) | 3-20; 0:53 | 14-10 |
| PIT | 4 | 8:56 | Ward 43 pass from Randle El (Reed kick) | 4-56; 1:50 | 21-10 |

INDIVIDUAL STATS

| | |
|-------------|--|
| RUSH | SEA: Alexander 20-95; Hasselbeck 3-35; Strong 2-7. |
| | PIT: Parker 10-93, 1 TD; Bettis 14-43; Roethlisberger 7-25, 1 TD; Ward 1-18; Haynes 1-2. |
| | SEA: Hasselbeck 49-26-1, 273, 1 TD. |
| | PIT: Roethlisberger 21-9-2, 123, 0 TDs; Randle El 1-1-0, 43, 1 TD. |
| | SEA: Engram 6-70; Jurevicius 5-93; Jackson 5-50; Stevens 3-25, 1 TD; Strong 2-15; Hannam 2-12; Alexander 2-2; Morris 1-6. |
| REC | PIT: Ward 5-123, 1 TD; Randle El 3-22; Wilson 1-20; Parker 1-1. |

TEAM STATS

| | Seahawks | Steelers |
|-----------------|-------------|------------|
| 1st Downs | 20 (5-15-0) | 14 (6-8-0) |
| 3rd Downs | 5-17 (29%) | 8-15 (53%) |
| 4th Downs | 1-2 (50%) | 0-0 (0%) |
| Total Net Yards | 396 | 339 |
| Plays-Avg. | 77-5.1 | 56-6.1 |
| Rushing Yards | 137 | 181 |
| Rush Att.-Avg. | 25-5.5 | 33-5.5 |
| Passing Yards | 259 | 158 |
| Sacks | 1-8 | 3-14 |
| Att.-Comp.-Int. | 49-26-1 | 22-10-2 |
| Punts-Avg. | 6-50.2 | 6-48.7 |
| Penalties | 7-70 | 3-20 |
| Fumbles-Lost | 0-0 | 0-0 |
| Time of Poss. | 33:02 | 26:58 |



Pittsburgh 27
Arizona 23



SUPER BOWL XLIII (FEB. 1, 2009)

TAMPA –Trailing by three points with only 2:30 left in the fourth quarter, QB Ben Roethlisberger led the Steelers on an eight-play, 78-yard scoring drive, punctuated by a six-yard touchdown pass to WR Santonio Holmes to clinch the Steelers' NFL record sixth Lombardi Trophy with a 27-23 victory over the Arizona Cardinals in Super Bowl XLIII.

Pittsburgh, which led most of the evening, struck first after Arizona deferred the opening kick. Roethlisberger and WR Hines Ward connected for a 38-yard gain on the Steelers' second play from scrimmage, setting up an eventual 18-yard field goal by K Jeff Reed to make it 3-0.

RB Gary Russell increased that lead to double digits, 10-0, when he plunged in from one-yard out early in the second quarter. Arizona quickly answered that score as QB Kurt Warner hit TE Ben Patrick in the back of the end zone on a one-yard scoring strike to cut the Pittsburgh lead to 10-7.

Arizona appeared as though they were going to take their first lead as the first half was set to expire, but LB James Harrison swung momentum back into Pittsburgh's favor by intercepting Warner at the goal-line, racing 100 yards behind several outstanding blocks by his teammates, and diving into the end zone with two Cardinals on his back for the longest play in Super Bowl history, and a 17-7 Steelers advantage at the half.

A 21-yard field goal by Reed capped a 16-play, 79-yard drive which took 8:39 off the third quarter clock, upping the Steelers' lead to 20-7.

Arizona got back onto the scoreboard midway through the fourth quarter as Warner tossed another one-yard score, this time to WR Larry Fitzgerald, cutting the Steelers' lead to 20-14. A costly holding penalty in the end zone against Steelers' C Justin Hartwig gave the Cardinals a safety, further decreasing the Steelers' advantage to 20-16.

On the second play following the ensuing free kick, Warner found Fitzgerald on a 64-yard scoring strike through the middle of the Steelers' defense to give Arizona its first lead of the night, 23-20.

Roethlisberger and the Steelers were down, but not out. Backed up to their own 12-yard line following a holding call, Roethlisberger promptly completed four-of-six passes, three to Holmes, including a 40-yarder that moved the ball to the Arizona six. On second-and-goal, Roethlisberger scrambled to his right and threaded a perfect pass through three defenders, where Holmes kept his toes in bounds for a six-yard touchdown reception and a 27-23 Steelers' lead with 42 seconds remaining.

Arizona had one more chance, but LB LaMarr Woodley sacked Warner, forcing a fumble recovered by DE Brett Keisel, and the Steelers had their second championship in four seasons.



WR Santonio Holmes catches the game-winning six-yard touchdown pass from QB Ben Roethlisberger to seal the Steelers' victory in Super Bowl XLIII.

Holmes was named the game's MVP after catching nine passes for 131 yards (14.6 avg.) and the game-winning touchdown reception. He caught four passes for 73 yards on the winning drive. Roethlisberger finished 21-of-30 for 256 yards with one touchdown and one interception for a passer rating of 93.2. TE Heath Miller caught five passes for 57 yards (11.4 avg.).

Defensively, Woodley recorded both Steelers' sacks, giving him two sacks in each of his four postseason games, an NFL record.

INDIVIDUAL STATS

PIT: Parker 19-53; Moore 1-6; Roethlisberger 4-2; Russell 2-(-3), 1 TD.
ARI: James 9-33; Warner 1-0; Hightower 1-0; Arrington 1-0.
RUSH
PIT: Roethlisberger 30-21-1, 256, 1 TD.
ARI: Warner 43-31-1, 377, 3 TD.
PASS
PIT: Holmes 9-131, 1 TD; Miller 5-57; Ward 2-43; Washington 1-11; Davis 1-6; Spaeth 1-6; Moore 1-4; Parker 1-(-2).
REC
ARI: Boldin 8-84; Fitzgerald 7-127, 2 TD; Breaston 6-71; James 4-28; Arrington 2-35; Hightower 2-13; Urban 1-18; Patrick 1-1, 1 TD.

TEAM STATS

| | Steelers | Cardinals |
|-----------------|-------------|-------------|
| 1st Downs | 20 (4-12-4) | 23 (2-20-1) |
| 3rd Downs | 4-10 (40%) | 3-8 (38%) |
| 4th Downs | 0-0 (0%) | 0-0 (0%) |
| Total Net Yards | 292 | 407 |
| Plays-Avg. | 58-5.0 | 57-7.1 |
| Rushing Yards | 58 | 33 |
| Rush Att.-Avg. | 26-2.2 | 12-2.8 |
| Passing Yards | 234 | 374 |
| Sacks | 2-3 | 2-22 |
| Att.-Comp.-Int. | 30-21-1 | 43-31-1 |
| Punts-Avg. | 3-46.3 | 5-36.0 |
| Penalties | 7-56 | 11-106 |
| Fumbles-Lost | 0-0 | 2-1 |
| Time of Poss. | 33:01 | 26:59 |

GAME SUMMARY

| | 1 | 2 | 3 | 4 | F |
|-----------|---|----|---|----|----|
| STEELERS | 3 | 14 | 3 | 7 | 27 |
| Cardinals | 0 | 7 | 0 | 16 | 23 |

| TEAM | Q | TIME | PLAY | DRIVE | SCORE |
|------|---|-------|--|-------------|-------|
| PIT | 1 | 9:45 | Reed 18 FG | 9-71; 5:15 | 3-0 |
| PIT | 2 | 14:01 | Russell 1 run (Reed kick) | 11-69; 7:12 | 10-0 |
| ARI | 2 | 8:34 | Patrick 1 pass from Warner (Rackers kick) | 9-83; 5:27 | 10-7 |
| PIT | 2 | 0:00 | Harrison 100 interception return (Reed kick) | --; -- | 17-7 |
| PIT | 3 | 2:11 | Reed 21 FG | 16-79; 8:39 | 20-7 |
| ARI | 4 | 7:33 | Fitzgerald 1 pass from Warner (Rackers kick) 8-87; 3:57 | | 20-14 |
| ARI | 4 | 2:58 | Safety (Hartwig Holding in End Zone) | --; -- | 20-16 |
| ARI | 4 | 2:37 | Fitzgerald 64 pass from Warner (Rackers kick) 2-64; 0:21 | | 20-23 |
| PIT | 4 | 0:35 | Holmes 6 pass from Roethlisberger (Reed kick) 8-78; 2:02 | | 27-23 |



Green Bay 31
Pittsburgh 25



SUPER BOWL XLV (FEB. 6, 2011)

ARLINGTON—The Steelers could not overcome an early 18-point deficit and fell short in their quest for their seventh Super Bowl victory, losing to the Green Bay Packers 31-25 in Super Bowl XLV.

The Packers struck first when QB Aaron Rodgers found WR Jordy Nelson for a 29-yard touchdown pass late in the first quarter to give Green Bay the 7-0 lead. Only 24 seconds later, Steelers' QB Ben Roethlisberger was picked off by S Nick Collins, who returned it 37 yards for a touchdown to give the Packers a 14-0 lead at the end of the first quarter.

The Steelers got on the board early in the second quarter when K Shaun Suisham connected from 33 yards to cut the Packers' lead to 14-3. On the Steelers' next possession, Roethlisberger was picked off again. On the Packers' ensuing drive, Rodgers found WR Greg Jennings for a 21-yard touchdown to put Green Bay ahead 21-3.

The Steelers though would cut the lead to 21-10 when WR Hines Ward caught an eight-yard touchdown pass from Roethlisberger late in the first half. Ward finished the game with seven catches for 78 yards and one touchdown.

Pittsburgh cut the lead to 21-17 in the third quarter when RB Rashard Mendenhall scored from eight yards. Mendenhall finished with a game-high 63 yards rushing and one touchdown.

The Steelers' defense forced the Packers to punt on every third-quarter possession, and the offense looked to take the lead. However, on the first play of the fourth quarter, Mendenhall fumbled, the Packers marched down the field, and Rodgers found Jennings again, this time for an eight-yard score, increasing their lead to 28-17.

The Steelers, however, responded on their ensuing possession as Roethlisberger found WR Mike Wallace for a 25-yard touchdown pass, and with a two-point conversion, the Steelers were only down 28-25.

On the Packers' next drive, K Mason Crosby connected from 23 yards out to give Green Bay a six-point lead. The Steelers still had time, taking over with two minutes left in the game, but they failed to convert a fourth-and-five from their own 33-yard line.



WR Mike Wallace caught nine passes for 89 yards, including a 25-yard TD pass, in Super Bowl XLV.

GAME SUMMARY

| | 1 | 2 | 3 | 4 | F |
|----------|----|----|---|----|----|
| STEELERS | 0 | 10 | 7 | 8 | 25 |
| Packers | 14 | 7 | 0 | 10 | 31 |

| TEAM | Q | TIME | PLAY | DRIVE | SCORE |
|------|---|-------|--|-------------|-------|
| GB | 1 | 3:44 | Nelson 29 pass from Rodgers (Crosby kick) | 9-80; 4:33 | 0-7 |
| GB | 1 | 3:20 | Collins 37 interception return (Crosby kick) | --; -- | 0-14 |
| PIT | 2 | 11:08 | Suisham 33 FG | 13-49; 7:12 | 3-14 |
| GB | 2 | 2:24 | Jennings 21 pass from Rodgers (Crosby kick) | 4-53; 2:04 | 3-21 |
| PIT | 2 | 0:39 | Ward 8 pass from Roethlisberger (Suisham kick) | 7-77; 1:45 | 10-21 |
| PIT | 3 | 10:19 | Mendenhall 8 run (Suisham kick) | 5-50; 2:20 | 17-21 |
| GB | 4 | 11:57 | Jennings 8 pass from Rodgers (Crosby kick) | 8-55; 2:53 | 17-28 |
| PIT | 4 | 7:34 | Wallace 25 pass from Roethlisberger (Suisham kick) | 7-66; 4:23 | 25-28 |
| GB | 4 | 2:07 | Crosby 23 FG | 10-70; 5:27 | 25-31 |

INDIVIDUAL STATS

| | |
|-------------|--|
| RUSH | PIT: Mendenhall 14-63, 1 TD; Roethlisberger 4-31; Redman 2-19; Moore 3-13. |
| | GB: Starks 11-52; Rodgers 2(-1). |
| | PIT: Roethlisberger 40-25-2, 263, 2 TD. |
| PASS | GB: Rodgers 39-24-0, 304, 3 TD. |
| | PIT: Wallace 9-89, 1 TD; Ward 7-78, 1 TD; Randle El 2-50; Sanders 2-17; Miller 2-12; Spaeth 1-9; Mendenhall 1-7; Brown 1-1. |
| REC | GB: Nelson 9-140, 1 TD; Jones 5-50; Jennings 4-64, 2 TD; Driver 2-28; Jackson 1-14; Quarless 1-5; Hall 1-2; Crabtree 1-1. |

TEAM STATS

| | Steelers | Cardinals |
|-----------------|-------------|-------------|
| 1st Downs | 19 (8-11-0) | 15 (4-11-0) |
| 3rd Downs | 7-13 (54%) | 6-13 (46%) |
| 4th Downs | 0-1 (0%) | 0-0 (0%) |
| Total Net Yards | 387 | 338 |
| Plays-Avg. | 64-6.0 | 55-6.1 |
| Rushing Yards | 126 | 50 |
| Rush Att.-Avg. | 23-5.5 | 13-3.8 |
| Passing Yards | 261 | 288 |
| Sacks | 40-25-2 | 39-24-0 |
| Att.-Comp.-Int. | 3-16 | 1-2 |
| Punts-Avg. | 3-51.0 | 6-40.5 |
| Penalties | 6-55 | 7-67 |
| Fumbles-Lost | 1-1 | 1-0 |
| Time of Poss. | 33:25 | 26:35 |

| POSTSEASON EXPERIENCE AS STEELERS (16) | | |
|--|-----------|-------------------------|
| Games | Player(s) | Name |
| 8 | 1 | K Chris Boswell |
| 7 | 1 | DT Cameron Heyward |
| 3 | 1 | LB T.J. Watt |
| 2 | 4 | T Chukwuma Okorafor |
| | | S Minkah Fitzpatrick |
| | | WR Dontae Johnson |
| | | LB Alex Highsmith |
| 1 | 9 | T Dan Moore Jr. |
| | | TE Pat Freiermuth |
| | | RB Najee Harris |
| | | P Pressley Harvin III |
| | | S Miles Killebrew |
| | | LS Christian Kuntz |
| | | DT Montravius Adams Sr. |
| | | DL Isaiahh Loudermilk |
| | | CB James Pierre |

| POSTSEASON EXPERIENCE ON OTHER NFL TEAMS (26) | | |
|---|-----------|--|
| Games | Player(s) | Name |
| 11 | 1 | LB Elandon Roberts (New England, Miami) |
| 9 | 1 | G Isaac Seumalo (Philadelphia) |
| 7 | 1 | S Eric Rowe (New England, Miami) |
| 6 | 1 | CB Chandon Sullivan (Green Bay, Minnesota) |
| 5 | 2 | S Keanu Neal (Atlanta) |
| | | CB Levi Wallace (Buffalo) |
| 4 | 2 | CB Patrick Peterson (Arizona, Minnesota) |
| | | LB Jaylen Smith (Dallas, N.Y. Giants) |
| 3 | 6 | WR Miles Boykin (Baltimore) |
| | | LB Myles Jack (Jacksonville) |
| | | S Damontae Kazee (Atlanta, Dallas) |
| | | LB Blake Martinez (Green Bay) |
| | | DT Larry Ogunjobi (Cleveland, Cincinnati) |
| | | QB Mitch Trubisky (Chicago) |
| 2 | 5 | DT Montravius Adams Sr. (Green Bay) |
| | | LB Kwon Alexander (San Francisco) |
| | | LB Markus Golden (Arizona) |
| | | G Nate Herbig (Philadelphia) |
| | | WR Allen Robinson II (Chicago) |
| 1 | 7 | G James Daniels (Chicago) |
| | | DL Breiden Fehoko (L.A. Chargers) |
| | | LB Cole Holcomb (Washington) |
| | | RB Godwin Igwebuike (Seattle) |
| | | S Miles Killebrew (Detroit) |
| | | S Nate Meadors (Minnesota) |
| | | DL Armon Watts (Minnesota) |

NO POSTSEASON EXPERIENCE (33)
 OL Spencer Anderson, WR Calvin Austin III, CB Luq Barcoo, DL Keanuu Benton, FB Jack Colletto, OL Dylan Cook, OL Kellen Diesch, S Jalen Elliott, WR Dez Fitzpatrick, LB Nick Herbig, TE/FB Connor Heyward, LB Kyrion Johnson, OL Broderick Jones, DL DeMarvin Leal, DL Jonathan Marshall, OL Ryan McCollum, RB Anthony McFarland Jr., WR Denzel Mims, QB Trace McSorley, WR George Pickens, QB Kenny Pickett, CB Joey Porter Jr., S Elijah Riley, LB Mark Robinson, QB Mason Rudolph, CB Darius Rush, S Trenton Thompson, CB Cory Trice Jr., LB Mykal Walker, RB Jaylen Warren, TE Rodney Williams, TE Damell Washington, WR Deuce Watts

| SUPER BOWL EXPERIENCE (3) | | |
|---------------------------|-----------|--------------------------------|
| Games | Player(s) | Name |
| 3 | 1 | Elandon Roberts (New England) |
| 2 | 1 | G Isaac Seumalo (Philadelphia) |
| 1 | 1 | S Keanu Neal (Atlanta) |

| PLAYOFF BERTHS SINCE 1970 AFL-NFL MERGER | | |
|--|--------|----------------------|
| Rank | Berths | Team |
| 1. | 33 | Pittsburgh Steelers |
| 2. | 32 | Dallas Cowboys |
| 3. | 29 | Minnesota Vikings |
| 4. | 28 | San Francisco 49ers |
| 5. | 27 | New England Patriots |
| 6. | 26 | Philadelphia Eagles |
| 7. | 25 | Miami Dolphins |
| | 25 | Green Bay Packers |
| 9. | 24 | Indianapolis Colts |
| | 24 | L.A. Rams |

| DIVISION TITLES SINCE 1970 AFL-NFL MERGER | | |
|---|--------|----------------------|
| Rank | Titles | Team |
| 1. | 24 | Pittsburgh Steelers |
| 2. | 22 | San Francisco 49ers |
| | 22 | Dallas Cowboys |
| 4. | 21 | New England Patriots |
| 5. | 19 | Minnesota Vikings |
| 6. | 16 | Green Bay Packers |
| 7. | 15 | Denver Broncos |
| | 15 | Indianapolis Colts |
| 9. | 14 | L.A. Rams |
| | 14 | Kansas City Chiefs |
| 10. | 13 | Miami Dolphins |

| POSTSEASON WINS SINCE 1970 AFL-NFL MERGER | | |
|---|------|----------------------|
| Rank | Wins | Team |
| 1. | 36 | Pittsburgh Steelers |
| | 36 | New England Patriots |
| | 36 | San Francisco 49ers |
| 4. | 35 | Dallas Cowboys |
| 5. | 24 | Green Bay Packers |
| 6. | 23 | L.A. Rams |
| | 23 | Denver Broncos |
| 8. | 22 | Las Vegas Raiders |
| 9. | 21 | Philadelphia Eagles |
| | 21 | N.Y. Giants |

STEELERS IN THE POSTSEASON (36-28)

| Year | Record | Game | Date | Opponent | Attendance | Steelers | Opponent | Result |
|---------|--------|--------------------------|------------|-----------------|------------|----------|----------|--------|
| 1947 | 8-4 | Eastern Division Playoff | 12/21/1947 | Philadelphia | 35,729 | 0 | 21 | L |
| 1962 | 9-5 | Playoff Bowl | 01/06/1963 | Detroit | 36,284 | 10 | 17 | L |
| 1972* | 11-3 | AFC Divisional Playoff | 12/23/1972 | Oakland | 50,327 | 13 | 7 | W |
| | | AFC Championship | 12/31/1972 | Miami | 50,845 | 17 | 21 | L |
| 1973 | 10-4 | AFC Divisional Playoff | 12/22/1973 | at Oakland | 52,646 | 14 | 33 | L |
| 1974* w | 10-3-1 | AFC Divisional Playoff | 12/22/1974 | Buffalo | 49,841 | 32 | 14 | W |
| | | AFC Championship | 12/29/1974 | at Oakland | 53,800 | 24 | 13 | W |
| | | Super Bowl IX | 01/12/1975 | Minnesota | 80,997 | 16 | 6 | W |
| 1975*+ | 12-2 | AFC Divisional Playoff | 12/27/1975 | Baltimore | 49,557 | 28 | 10 | W |
| | | AFC Championship | 01/04/1976 | Oakland | 50,609 | 16 | 10 | W |
| | | Super Bowl X | 01/18/1976 | Dallas | 80,187 | 21 | 17 | W |
| 1976* | 10-4 | AFC Divisional Playoff | 12/19/1976 | at Baltimore | 59,296 | 40 | 14 | W |
| | | AFC Championship | 12/26/1976 | at Oakland | 53,821 | 7 | 24 | L |
| 1977* | 9-5 | AFC Divisional Playoff | 12/24/1977 | at Denver | 75,059 | 21 | 34 | L |
| 1978*+ | 14-2 | AFC Divisional Playoff | 12/30/1978 | Denver | 50,230 | 33 | 10 | W |
| | | AFC Championship | 01/07/1979 | Houston | 50,725 | 34 | 5 | W |
| | | Super Bowl XIII | 01/21/1979 | Dallas | 79,484 | 35 | 31 | W |
| 1979*+ | 12-4 | AFC Divisional Playoff | 12/30/1979 | Miami | 50,214 | 34 | 14 | W |
| | | AFC Championship | 01/06/1980 | Houston | 50,475 | 27 | 13 | W |
| | | Super Bowl XIV | 01/20/1980 | L.A. Rams | 103,985 | 31 | 19 | W |
| 1982 | 6-3 | AFC Wild Card | 01/09/1983 | San Diego | 53,546 | 28 | 31 | L |
| 1983* | 10-6 | AFC Divisional Playoff | 01/01/1984 | at L.A. Raiders | 90,380 | 10 | 38 | L |
| 1984* | 9-7 | AFC Divisional Playoff | 12/30/1984 | at Denver | 74,981 | 24 | 17 | W |
| | | AFC Championship | 01/06/1985 | at Miami | 76,029 | 28 | 45 | L |
| 1989 | 9-7 | AFC Wild Card Game | 12/31/1989 | at Houston | 58,306 | 26 | 23 | W, OT |
| | | AFC Divisional Playoff | 01/07/1990 | at Denver | 75,868 | 23 | 24 | L |
| 1992* | 11-5 | AFC Divisional Playoff | 01/09/1993 | Buffalo | 60,487 | 3 | 24 | L |
| 1993 | 9-7 | AFC Wild Card Game | 01/08/1994 | at Kansas City | 75,868 | 24 | 27 | L, OT |
| 1994* | 12-4 | AFC Divisional Playoff | 01/07/1995 | Cleveland | 58,185 | 29 | 9 | W |
| | | AFC Championship | 01/15/1995 | San Diego | 61,545 | 13 | 17 | L |
| 1997*+ | 11-5 | AFC Divisional Playoff | 01/05/1996 | Buffalo | 59,072 | 49 | 21 | W |
| | | AFC Championship | 01/14/1996 | Indianapolis | 61,062 | 20 | 16 | W |
| | | Super Bowl XXX | 01/28/1996 | Dallas | 76,347 | 17 | 27 | L |
| 1996* | 10-6 | AFC Wild Card Game | 12/29/1996 | Indianapolis | 58,078 | 42 | 14 | W |
| | | AFC Divisional Playoff | 01/05/1997 | at New England | 60,188 | 3 | 28 | L |
| 1997* | 11-5 | AFC Divisional Playoff | 01/03/1998 | New England | 61,228 | 7 | 6 | W |
| | | AFC Championship | 01/11/1998 | Denver | 61,382 | 21 | 24 | L |
| 2001* | 13-3 | AFC Divisional Playoff | 01/20/2002 | Baltimore | 63,976 | 27 | 10 | W |
| | | AFC Championship | 01/27/2002 | New England | 64,704 | 17 | 24 | L |
| 2002# | 10-5-1 | AFC Wild Card Game | 01/05/2003 | Cleveland | 62,595 | 36 | 33 | W |
| | | AFC Divisional Playoff | 01/11/2003 | at Tennessee | 68,809 | 31 | 34 | L, OT |
| 2004# | 15-1 | AFC Divisional Playoff | 01/15/2005 | N.Y. Jets | 64,915 | 20 | 17 | W, OT |
| | | AFC Championship | 01/23/2005 | New England | 65,242 | 27 | 41 | L |
| 2005+ | 11-5 | AFC Wild Card Game | 01/08/2006 | at Cincinnati | 65,870 | 31 | 17 | W |
| | | AFC Divisional Playoff | 01/15/2006 | at Indianapolis | 57,449 | 21 | 18 | W |
| | | AFC Championship Game | 01/22/2006 | at Denver | 76,174 | 34 | 17 | W |
| | | Super Bowl XL | 02/05/2006 | Seattle | 68,206 | 21 | 10 | W |
| 2007# | 10-6 | AFC Wild Card Game | 01/05/2008 | Jacksonville | 63,629 | 29 | 31 | L |
| 2008#+ | 12-4 | AFC Divisional Playoff | 01/11/2009 | San Diego | 63,899 | 35 | 24 | W |
| | | AFC Championship Game | 01/18/2009 | Baltimore | 65,350 | 23 | 14 | W |
| | | Super Bowl XLIII | 02/01/2009 | Arizona | 70,774 | 27 | 23 | W |
| 2010# | 12-4 | AFC Divisional Playoff | 01/15/2011 | Baltimore | 64,879 | 31 | 24 | W |
| | | AFC Championship Game | 01/23/2011 | New York Jets | 66,662 | 24 | 19 | W |
| | | Super Bowl XLV | 02/06/2011 | Green Bay | 103,219 | 25 | 31 | L |
| 2011 | 12-4 | AFC Wild Card Game | 01/08/2012 | at Denver | 75,970 | 23 | 29 | L, OT |
| 2014# | 11-5 | AFC Wild Card Game | 01/03/2015 | Baltimore | 62,780 | 17 | 30 | L |

STEELERS IN THE POSTSEASON (36-28)

| Year | Record | Game | Date | Opponent | Attendance | Steelers | Opponent | Result |
|---|--------|------------------------|------------|----------------|------------|----------|----------|--------|
| 2015 | 10-6 | AFC Wild Card Game | 01/09/2016 | at Cincinnati | 63,257 | 18 | 16 | W |
| | | AFC Divisional Playoff | 01/17/2016 | at Denver | 79,956 | 23 | 16 | W |
| 2016# | 11-5 | AFC Wild Card Game | 01/08/2017 | Miami | 66,726 | 30 | 12 | W |
| | | AFC Divisional Playoff | 01/15/2017 | at Kansas City | 75,678 | 18 | 16 | W |
| | | AFC Championship Game | 01/22/2017 | at New England | 66,829 | 36 | 17 | L |
| 2017# | 13-3 | AFC Divisional Playoff | 01/14/2018 | Jacksonville | 64,524 | 42 | 45 | L |
| 2020# | 12-4 | AFC Wild Card Game | 01/03/2021 | Cleveland | - | 37 | 48 | L |
| 2021 | 9-7-1 | AFC Wild Card Game | 01/16/2022 | at Kansas City | 73,253 | 21 | 42 | L |
| *AFC Central Champion #AFC North Champion +AFC Champion | | | | | | | | |

MOST GAMES

| Rank | No. | Name |
|------|-----|---|
| 1. | 23 | Ben Roethlisberger (2004-21) |
| 2. | 19 | Mel Blount (1972-83) |
| | 19 | Terry Bradshaw (1972-82) |
| | 19 | Franco Harris (1972-83) |
| 5. | 18 | Larry Brown (1972-83) |
| | 18 | Hines Ward (2001-11) |
| | 18 | James Harrison (2002, 2004-12, 2014-16) |

MOST POINTS (CAREER)

| Rank | No. | Name |
|------|-----|---------------------------|
| 1. | 102 | Franco Harris (1972-83) |
| 2. | 85 | Jeff Reed (2003-10) |
| 3. | 81 | Roy Gerela (1972-78) |
| 4. | 72 | John Stallworth (1974-84) |
| 5. | 68 | Gary Anderson (1982-94) |

MOST POINTS (GAME)

| Rank | No. | Name |
|------|-----|---|
| 1. | 18 | Chris Boswell (01/15/2017 at Kansas City) |
| 2. | 16 | Norm Johnson (01/08/1996 vs. Buffalo) |
| 3. | 14 | Gary Anderson (12/31/1989 at Houston) |

MOST TOUCHDOWNS (CAREER)

| Rank | No. | Name |
|------|-----|---------------------------|
| 1. | 17 | Franco Harris (1972-83) |
| 2. | 12 | John Stallworth (1974-84) |
| 3. | 10 | Hines Ward (2001-11) |
| 4. | 9 | Lynn Swann (1974-82) |
| | 9 | Jerome Bettis (1996-05) |

MOST TOUCHDOWNS (GAME)

| Rank | No. | Name |
|------|-----|---|
| 1. | 3 | Franco Harris (12/22/1974 vs. Buffalo) |
| 2. | 2 | 21 times, last by Chase Claypool (01/10/2021 vs. Cleveland) |

MOST FIELD GOALS (CAREER)

| Rank | No. | Name |
|------|-----|-------------------------|
| 1. | 16 | Jeff Reed (2003-10) |
| | 16 | Chris Boswell (2015-21) |
| 3. | 15 | Roy Gerela (1972-78) |
| | 15 | Gary Anderson (1982-94) |

MOST FIELD GOALS (GAME)

| Rank | No. | Name |
|------|-----|---|
| 1. | *6 | Chris Boswell (01/15/2017 at Kansas City) |
| 2. | 4 | Chris Boswell (01/09/2016 at Cincinnati) |
| | 4 | Norm Johnson (01/08/1996 vs. Buffalo) |
| 4. | 4 | Gary Anderson (12/31/1989 at Houston) |

MOST CONSECUTIVE FIELD GOALS (CAREER)

| Rank | No. | Name |
|------|-----|--|
| 1. | 16 | Chris Boswell (01/09/2016 at CIN - 01/10/2021 vs. CLE) |

LONGEST FIELD GOAL

| Rank | No. | Name |
|------|-----|--|
| 1. | 50 | Gary Anderson (12/31/1989 at Houston) |
| | 50 | Norm Johnson (12/29/1996 vs. Indianapolis) |
| 3. | 49 | Chris Boswell (01/10/2021 vs. Cleveland) |
| 4. | 48 | Gary Anderson (12/31/1989 at Houston) |
| 5. | 47 | Jeff Reed (01/22/2006 at Denver) |
| | 47 | Shaun Suisham (01/03/2015 vs. Baltimore) |
| | 47 | Chris Boswell (01/17/2016 at Denver) |
| 8. | 46 | Norm Johnson (01/28/1996 vs. Dallas) |
| | 46 | Kris Brown (01/20/2002 vs. Baltimore) |
| | 46 | Jeff Reed (01/18/2009 vs. Baltimore) |

MOST FIELD GOAL ATTEMPTS (CAREER)

| Rank | No. | Name |
|------|-----|-------------------------|
| 1. | 26 | Roy Gerela (1972-78) |
| 2. | 19 | Gary Anderson (1982-94) |
| 3. | 18 | Jeff Reed (2002-10) |
| 4. | 16 | Chris Boswell (2015-21) |

MOST FIELD GOAL ATTEMPTS (GAME)

| Rank | No. | Name |
|------|-----|---|
| 1. | 6 | Chris Boswell (01/15/2017 at Kansas City) |
| 2. | 4 | 7 times, last by Chris Boswell (01/09/2016 at Cincinnati) |
| 9. | 3 | 10 times, last by Chris Boswell (01/17/2016 at Denver) |

MOST EXTRA POINTS MADE (CAREER)

| Rank | No. | Name |
|------|-----|----------------------|
| 1. | 37 | Jeff Reed (2003-10) |
| 2. | 36 | Roy Gerela (1972-78) |

MOST EXTRA POINTS MADE (GAME)

| Rank | No. | Name |
|------|-----|--|
| 1. | 6 | Chris Boswell (01/14/2018 vs. Jacksonville) |
| 2. | 5 | Roy Gerela (01/21/1979 vs. Dallas) |
| | 5 | Jeff Reed (01/11/2009 vs. San Diego) |
| 4. | 4 | 11 times, last by Shaun Suisham (01/15/2011 vs. Baltimore) |

MOST EXTRA POINTS ATTEMPTED (CAREER)

| Rank | No. | Name |
|------|-----|-------------------------|
| 1. | 42 | Roy Gerela (1971-78) |
| 2. | 37 | Jeff Reed (2002-2010) |
| 3. | 23 | Gary Anderson (1982-94) |

MOST EXTRA POINTS ATTEMPTED (GAME)

| Rank | No. | Name |
|------|-----|--|
| 1. | 6 | Chris Boswell (01/14/2018 vs. Jacksonville) |
| 2. | 5 | Roy Gerela (01/21/1979 vs. Dallas) |
| | 5 | Matt Bahr (12/30/1979 vs. Miami) |
| | 5 | Jeff Reed (01/11/2009 vs. San Diego) |
| 5. | 4 | 14 times, last by Chris Boswell (01/08/2017 vs. Miami) |

MOST RUSHING YARDS (CAREER)

| Rank | No. | Name |
|------|-------|-------------------------|
| 1. | 1,556 | Franco Harris (1972-83) |
| 2. | 674 | Jerome Bettis (1996-05) |
| 3. | 480 | Rocky Bleier (1972-79) |
| 4. | 471 | Willie Parker (2005-08) |
| 5. | 424 | Le'Veon Bell (2016-17) |

MOST RUSHING YARDS (GAME)

| Rank | No. | Name |
|------|-----|---|
| 1. | 170 | Le'Veon Bell (01/15/2017 at Kansas City) |
| 2. | 167 | Le'Veon Bell (01/08/2017 vs. Miami) |
| 3. | 158 | Franco Harris (01/12/1975 vs. Minnesota) |
| 4. | 153 | Franco Harris (12/27/1975 vs. Baltimore) |
| 5. | 146 | Willie Parker (01/11/2009 vs. San Diego) |
| 6. | 133 | Barry Foster (01/07/1995 vs. Cleveland) |
| 7. | 132 | Franco Harris (12/19/1976 at Baltimore) |
| 8. | 121 | Rashard Mendenhall (01/23/2011 vs. N.Y. Jets) |
| | 121 | Isaac Redman (01/08/2012 at Denver) |
| 10. | 120 | Merril Hoge (01/07/1990 at Denver) |

MOST RUSHING ATTEMPTS (CAREER)

| Rank | No. | Name |
|------|-----|-------------------------|
| 1. | 400 | Franco Harris (1972-83) |
| 2. | 199 | Jerome Bettis (1996-05) |
| 3. | 141 | Rocky Bleier (1972-79) |
| 4. | 127 | Willie Parker (2005-08) |
| 5. | 81 | Le'Veon Bell (2016-17) |

MOST RUSHING ATTEMPTS (GAME)

| Rank | No. | Name |
|------|-----|---|
| 1. | 34 | Franco Harris (01/12/1975 vs. Minnesota) |
| 2. | 30 | Le'Veon Bell (01/15/2017 at Kansas City) |
| 3. | 29 | Le'Veon Bell (01/08/2017 vs. Miami) |
| | 29 | Franco Harris (12/29/1974 at Oakland) |
| 5. | 28 | Franco Harris (12/24/1977 at Denver) |
| 6. | 27 | Willie Parker (01/11/2009 vs. San Diego) |
| | 27 | Franco Harris (12/27/1975 vs. Baltimore) |
| | 27 | Franco Harris (01/18/1976 vs. Dallas) |
| | 27 | Franco Harris (01/04/1976 vs. Oakland) |
| | 27 | Rashard Mendenhall (01/23/2011 vs. N.Y. Jets) |
| | 27 | Jerome Bettis (01/15/2005 vs. N.Y. Jets) |

MOST RUSHING TOUCHDOWNS (CAREER)

| Rank | No. | Name |
|------|-----|-----------------------------|
| 1. | 16 | Franco Harris (1972-83) |
| 2. | 9 | Jerome Bettis (1996-05) |
| 3. | 4 | Rocky Bleier (1972-79) |
| | 4 | Bam Morris (1994-95) |
| | 4 | Kordell Stewart (1995-2001) |
| | 4 | Amos Zereoue (2001-02) |
| | 4 | Rashard Mendenhall (2010) |

MOST RUSHING TOUCHDOWNS (GAME)

| Rank | No. | Name |
|------|-----|---|
| 1. | 3 | Franco Harris (12/23/1974 vs. Buffalo) |
| 2. | 2 | 13 times, last by Le'Veon Bell (01/08/2017 vs. Miami) |

HIGHEST AVG. PER RUSH (CAREER) - MIN. 20 ATT.

| Rank | No. | Name |
|------|------|------------------------------------|
| 1. | 7.13 | Isaac Redman (2010-2011) |
| 2. | 6.33 | Merril Hoge (1989-93) |
| 3. | 5.27 | Terry Bradshaw (1972-82) |
| 4. | 5.23 | Le'Veon Bell (2016-17) |
| 5. | 5.22 | Kordell Stewart (1995-2001) |
| 6. | 5.13 | Frank Pollard (1982-84) |
| 7. | 4.71 | Walter Abercrombie (1982-84, 1988) |
| 8. | 4.44 | Barry Foster (1992, 1994) |
| 9. | 4.33 | Tim Worley (1989) |
| 10. | 4.00 | Reggie Harrison (1974-77) |

LONGEST RUNS FROM SCRIMMAGE

| Rank | No. | Name |
|------|-----|---|
| 1. | 75 | Willie Parker (02/05/2006 vs. Seattle) |
| 2. | 50 | Franco Harris (12/19/1976 at Baltimore) |
| 3. | 49 | Merril Hoge (12/31/1989 at Houston) |
| 4. | 45 | Merril Hoge (01/07/1990 at Denver) |
| 5. | 44 | Martavis Bryant (01/09/2016 at Cincinnati) |
| 6. | 40 | Martavis Bryant (01/17/2016 at Denver) |
| | 40 | Kordell Stewart (01/03/1998 vs. New England) |
| 8. | 38 | Le'Veon Bell (01/15/2017 at Kansas City) |
| 9. | 36 | Amos Zereoue (01/05/2003 vs. Cleveland) |
| 10. | 35 | Rashard Mendenhall (01/03/2011 vs. N.Y. Jets) |

MOST YARDS PASSING (CAREER)

| Rank | No. | Name |
|------|-------|---------------------------------|
| 1. | 5,972 | Ben Roethlisberger (2004-21) |
| 2. | 3,833 | Terry Bradshaw (1972-82) |
| 3. | 1,690 | Neil O'Donnell (1992-95) |
| 4. | 744 | Kordell Stewart (1995-97, 2001) |
| 5. | 633 | Tommy Maddox (2002) |

MOST YARDS PASSING (GAME)

| Rank | No. | Name |
|------|-----|--|
| 1. | 501 | Ben Roethlisberger (01/10/2021 vs. Cleveland) |
| 2. | 469 | Ben Roethlisberger (01/14/2018 vs. Jacksonville) |
| 3. | 367 | Tommy Maddox (01/05/2003 vs. Cleveland) |
| 4. | 349 | Neil O'Donnell (01/15/1995 vs. San Diego) |
| 5. | 339 | Ben Roethlisberger (01/17/2016 at Denver) |
| 6. | 337 | Ben Roethlisberger (01/05/2008 vs. Jacksonville) |
| 7. | 334 | Ben Roethlisberger (01/03/2015 vs. Baltimore) |
| 8. | 325 | Terry Bradshaw (01/09/1983 vs. San Diego) |
| 9. | 318 | Terry Bradshaw (01/21/1979 vs. Dallas) |
| 10. | 314 | Ben Roethlisberger (01/22/2017 at New England) |

MOST PASSING ATTEMPTS (CAREER)

| Rank | No. | Name |
|------|-----|------------------------------|
| 1. | 788 | Ben Roethlisberger (2004-21) |
| 2. | 456 | Terry Bradshaw (1972-82) |
| 3. | 273 | Neil O'Donnell (1992-95) |
| 4. | 142 | Kordell Stewart (1995-2001) |
| 5. | 89 | Tommy Maddox (2002) |

MOST PASSING ATTEMPTS (GAME)

| Rank | No. | Name |
|------|-----|--|
| 1. | 68 | Ben Roethlisberger (01/10/2021 vs. Cleveland) |
| 2. | 58 | Ben Roethlisberger (01/14/2018 vs. Jacksonville) |
| 3. | 54 | Neil O'Donnell (01/15/1995 vs. San Diego) |
| 4. | 49 | Neil O'Donnell (01/28/1996 vs. Dallas) |
| 5. | 48 | Tommy Maddox (01/05/2003 vs. Cleveland) |
| 6. | 47 | Ben Roethlisberger (01/22/2017 at New England) |
| 7. | 45 | Ben Roethlisberger (01/03/2015 vs. Baltimore) |
| 8. | 44 | Ben Roethlisberger (01/16/2022 at Kansas City) |
| 9. | 42 | Ben Roethlisberger (01/05/2008 vs. Jacksonville) |
| | 42 | Kordell Stewart (01/27/2002 vs. New England) |
| | 42 | Neil O'Donnell (01/08/1994 at Kansas City) |

MOST PASSES COMPLETED (CAREER)

| Rank | No. | Name |
|------|-----|------------------------------|
| 1. | 498 | Ben Roethlisberger (2004-21) |
| 2. | 261 | Terry Bradshaw (1972-82) |
| 3. | 158 | Neil O'Donnell (1992-95) |
| 4. | 69 | Kordell Stewart (1995-2001) |
| 5. | 51 | Tommy Maddox (2002) |

MOST PASSES COMPLETED (GAME)

| Rank | No. | Name |
|------|-----|--|
| 1. | 47 | Ben Roethlisberger (01/10/2021 vs. Cleveland) |
| 2. | 37 | Ben Roethlisberger (01/14/2018 vs. Jacksonville) |
| 3. | 32 | Neil O'Donnell (01/15/1995 vs. San Diego) |
| 4. | 31 | Ben Roethlisberger (01/22/2017 at New England) |
| | 31 | Ben Roethlisberger (01/03/2014 vs. Baltimore) |
| 6. | 30 | Tommy Maddox (01/05/2003 vs. Cleveland) |
| 7. | 29 | Ben Roethlisberger (01/16/2022 at Kansas City) |
| | 29 | Ben Roethlisberger (01/05/2008 vs. Jacksonville) |
| 9. | 28 | Neil O'Donnell (01/28/1996 vs. Dallas) |
| | 28 | Terry Bradshaw (01/09/1983 vs. Dan Diego) |

MOST CONSECUTIVE COMPLETIONS

| Rank | No. | Name |
|------|-----|--|
| 1. | 14 | Ben Roethlisberger (01/14/2018 vs. Jacksonville) |
| | 14 | Terry Bradshaw (01/09/1983 vs. San Diego) |
| 3. | 13 | Ben Roethlisberger (01/22/2017 at New England) |

LONGEST PASS COMPLETIONS

| Rank | No. | Name |
|------|-----|--|
| 1. | 76t | Terry Bradshaw to Frank Lewis (12/19/1976 at Baltimore) |
| 2. | 75t | Terry Bradshaw to John Stallworth (01/21/1979 vs. Dallas) |
| 3. | 73t | Terry Bradshaw to John Stallworth (01/20/1980 vs. L.A. Rams) |
| 4. | 65t | Ben Roethlisberger to Antonio Holmes (01/18/2009 vs. BLT) |
| | 65t | Mark Malone to John Stallworth (01/06/1985 at Miami) |
| 6. | 64t | Terry Bradshaw to Lynn Swann (01/18/1976 vs. Dallas) |
| 7. | 62t | Ben Roethlisberger to Antonio Brown (01/08/2017 vs. Miami) |
| 8. | 60 | Terry Bradshaw to Franco Harris (12/23/1972 vs Oakland) |
| 9. | 58 | Clif Stout to John Stallworth (01/20/1980 at L.A. Raiders) |
| 10. | 47 | Terry Bradshaw to Lynn Swann (01/20/1980 vs. L.A. Rams) |

HIGHEST COMPLETION PCT. (CAREER) - MIN. 50 ATT.

| Rank | No. | Name |
|------|-------|---------------------------------------|
| 1. | 63.2% | Ben Roethlisberger (498-788, 2004-21) |
| 2. | 58.0% | Mike Tomczak (29-50, 1994-97) |
| 3. | 57.9% | Neil O'Donnell (133-232, 1992-95) |
| 4. | 57.3% | Tommy Maddox (51-89, 2002) |
| 5. | 57.2% | Terry Bradshaw (261-456, 1972-82) |

HIGHEST COMPLETION PCT. (GAME) - MIN. 15 ATT.

| Rank | No. | Name |
|------|-------|---|
| 1. | 77.8% | Terry Bradshaw (14-18, 12/19/1976 at Baltimore) |
| 2. | 73.7% | Ben Roethlisberger (14-19, 01/08/2006 at Cincinnati) |
| 3. | 72.4% | Ben Roethlisberger (21-29, 01/22/2006 at Denver) |
| 4. | 72.2% | Ben Roethlisberger (13-18, 01/08/2017 vs. Miami) |
| 5. | 71.8% | Terry Bradshaw (28-39, 01/09/1983 vs. San Diego) |
| 6. | 70.0% | Ben Roethlisberger (21-30, 02/01/2009 vs. Arizona) |
| 7. | 69.6% | Neil O'Donnell (16-23, 01/07/1995 vs. Cleveland) |
| 8. | 69.1% | Ben Roethlisberger (01/10/2021 vs. Cleveland) |
| 9. | 69.0% | Ben Roethlisberger (29-42, 01/05/2008 vs. Jacksonville) |
| 10. | 68.9% | Ben Roethlisberger (31-45, 01/03/2015 vs. Baltimore) |

MOST TOUCHDOWN PASSES (CAREER)

| Rank | No. | Name |
|------|-----|------------------------------|
| 1. | 36 | Ben Roethlisberger (2004-21) |
| 2. | 30 | Terry Bradshaw (1972-82) |
| 3. | 9 | Neil O'Donnell (1992-95) |
| 4. | 5 | Tommy Maddox (2002) |
| 5. | 4 | Mark Malone (1983-84) |

MOST TOUCHDOWN PASSES (GAME)

| Rank | No. | Name |
|------|-----|--|
| 1. | 5 | Ben Roethlisberger (01/14/2018 vs. Jacksonville) |
| 2. | 4 | Ben Roethlisberger (01/10/2021 vs. Cleveland) |
| | 4 | Terry Bradshaw (01/21/1979 vs. Dallas) |
| 4. | 3 | Terry Bradshaw (12/19/1976 at Baltimore) |
| | 3 | Mark Malone (01/06/1985 at Miami) |
| | 3 | Neil O'Donnell (01/08/1994 at Kansas City) |
| | 3 | Tommy Maddox (01/05/2003 vs. Cleveland) |
| | 3 | Ben Roethlisberger (01/08/2006 at Cincinnati) |

MOST PASSES INTERCEPTED (CAREER)

| Rank | No. | Name |
|------|-----|------------------------------|
| 1. | 28 | Ben Roethlisberger (2004-21) |
| 2. | 26 | Terry Bradshaw (1972-82) |
| 3. | 8 | Kordell Stewart (1995-2001) |
| | 8 | Neil O'Donnell (1992-95) |
| 5. | 4 | Mike Tomczak (1994, 1996-97) |

MOST PASSES INTERCEPTED (GAME)

| Rank | No. | Name |
|------|-----|---|
| 1. | 4 | Ben Roethlisberger (01/10/2021 vs. Cleveland) |
| 2. | 3 | 10 times, last by Ben Roethlisberger (01/05/2008 vs. JAX) |

MOST RECEPTIONS (CAREER)

| Rank | No. | Name |
|------|-----|---|
| 1. | 88 | Hines Ward (2001-11) |
| 2. | 57 | John Stallworth (1974-84) |
| 3. | 51 | Antonio Brown (2010-17) |
| | 51 | Franco Harris (1972-83) |
| 5. | 49 | Heath Miller (2005-15) |
| 6. | 48 | Lynn Swann (1974-82) |
| 7. | 43 | Ernie Mills (1992-96) |
| 8. | 31 | Andre Hastings (1993-96) |
| 9. | 27 | Antwaan Randle El (2002, 2004-05, 2010) |
| 10. | 26 | Yancey Thigpen (1992-97) |

MOST RECEPTIONS (GAME)

| Rank | No. | Name |
|------|-----|--|
| 1. | 13 | Julu Smith-Schuster (01/10/2021 vs. Cleveland) |
| 2. | 11 | Diontae Johnson (01/10/2021 vs. Cleveland) |
| | 11 | Franco Harris (01/09/1983 vs. San Diego) |
| | 11 | Hines Ward (01/05/2003 vs. Cleveland) |
| 5. | 10 | Vance McDonald (01/14/2018 vs. Jacksonville) |
| | 10 | John Stallworth (12/30/1978 vs. Denver) |
| | 10 | Andre Hastings (01/28/1996 vs. Dallas) |
| | 10 | Hines Ward (01/15/2005 vs. N.Y. Jets) |
| | 10 | Hines Ward (01/05/2008 vs. Jacksonville) |
| 10. | 9 | Le'Veon Bell (01/14/2018 vs. Jacksonville) |
| | 9 | Santonio Holmes (02/01/2009 vs. Arizona) |
| | 9 | Mike Wallace (02/06/2011 vs. Green Bay) |
| | 9 | Antonio Brown (01/03/2015 vs. Baltimore) |
| | 9 | Martavis Bryant (01/17/2016 at Denver) |

MOST YARDS RECEIVING (CAREER)

| Rank | No. | Name |
|------|-------|---|
| 1. | 1,181 | Hines Ward (2001-11) |
| 2. | 1,054 | John Stallworth (1974-84) |
| 3. | 907 | Lynn Swann (1974-82) |
| 4. | 837 | Antonio Brown (2010-17) |
| 5. | 587 | Heath Miller (2005-15) |
| | 587 | Ernie Mills (1992-96) |
| 7. | 504 | Franco Harris (1972-83) |
| 8. | 378 | Plaxico Burress (2001-04) |
| 9. | 365 | Antwaan Randle El (2002, 2004-05, 2010) |
| 10. | 352 | Yancey Thigpen (1992-97) |

MOST YARDS RECEIVING (GAME)

| Rank | No. | Name |
|------|-----|--|
| 1. | 161 | Lynn Swann (01/18/1976 vs. Dallas) |
| 2. | 157 | JuJu Smith-Schuster (01/10/2021 vs. Cleveland) |
| 3. | 156 | John Stallworth (12/30/1978 vs. Denver) |
| 4. | 154 | Martavis Bryant (01/17/2016 at Denver) |
| 5. | 135 | Hines Ward (01/05/2008 vs. Jacksonville) |
| 6. | 132 | Antonio Brown (01/14/2018 vs. Jacksonville) |
| 7. | 131 | Santonio Holmes (02/01/2009 vs. Arizona) |
| 8. | 124 | Antonio Brown (01/08/2017 vs. Miami) |
| | 124 | Lynn Swann (01/21/1979 vs. Dallas) |
| 10. | 123 | Hines Ward (02/05/2006 vs. Seattle) |

MOST TOUCHDOWNS RECEIVING (CAREER)

| Rank | No. | Name |
|------|-----|--------------------------------|
| 1. | 12 | John Stallworth (1974-84) |
| 2. | 10 | Hines Ward (2001-11) |
| 3. | 9 | Lynn Swann (1974-82) |
| 4. | 4 | Antonio Brown (2010-17) |
| | 4 | Heath Miller (2005-15) |
| 6. | 3 | Martavis Bryant (2014-15, '17) |
| | 3 | Santonio Holmes (2007-08) |
| | 3 | Plaxico Burress (2001-2004) |

MOST TOUCHDOWNS RECEIVING (GAME)

| Rank | No. | Name |
|------|-----|--|
| 1. | 2 | 7 times, last by Chase Claypool (01/10/2021 vs. Cleveland) |

MOST CONSECUTIVE GAMES WITH A RECEPTION

| Rank | No. | Name |
|------|-----|---|
| 1. | 17 | John Stallworth (12/29/1974 at OAK - 01/06/1985 at MIA) |
| | 17 | Hines Ward (01/20/2002 vs. BLT - 02/06/2011 vs. GB) |
| 3. | 13 | Lynn Swann (12/27/1975 vs. BLT - 01/09/1983 vs. SD) |

MOST PUNTS (CAREER)

| Rank | No. | Name |
|------|-----|--------------------------|
| 1. | 48 | Bobby Walden (1972-76) |
| 2. | 36 | Josh Miller (1996-2001) |
| 3. | 26 | Chris Gardocki (2004-05) |
| | 26 | Craig Colquitt (1978-84) |
| 5. | 25 | Jordan Berry (2015-21) |
| 6. | 18 | Mark Royals (1992-94) |
| 7. | 14 | Mitch Berger (2008) |
| 8. | 12 | Tom Rouen (2002) |
| | 12 | Jeremy Kapinos (2010-11) |
| | 12 | Rohn Stark (1995) |

MOST PUNTS (GAME)

| Rank | No. | Name |
|------|-----|---|
| 1. | 9 | Josh Miller (01/03/1998 vs. New England) |
| | 9 | Josh Miller (01/05/1997 at New England) |
| 3. | 8 | Craig Colquitt (01/01/1984 at L.A. Raiders) |
| 4. | 7 | Pressley Harvin III (01/16/2022 at Kansas City) |
| | 7 | Jordan Berry (01/09/1994 at Cincinnati) |
| | 7 | Mitch Berger (01/18/2009 vs. Baltimore) |
| | 7 | Bobby Walden (12/26/1976 at Oakland) |
| | 7 | Bobby Walden (01/12/1975 vs. Minnesota) |
| 9. | 6 | Mark Royals (01/08/1994 at Kansas City) |
| | 6 | Bobby Walden (12/23/1972 vs. Oakland) |
| | 6 | Josh Miller (01/20/2002 vs. Baltimore) |
| | 6 | Josh Miller (01/27/2002 vs. New England) |
| | 6 | Tom Rouen (01/11/2003 at Tennessee) |
| | 6 | Jordan Berry (01/17/2016 at Denver) |

HIGHEST PUNT AVG. (CAREER) - MIN. 10 PUNTS

| Rank | No. | Name |
|------|-------|--------------------------|
| 1. | 47.42 | Jeremy Kapinos (2010-11) |
| 2. | 42.92 | Chris Gardocki (2004-05) |
| 3. | 42.50 | Mitch Berger (2008) |
| 4. | 42.08 | Craig Colquitt (1978-84) |
| 5. | 41.74 | Mark Royals (1992-94) |
| 6. | 41.48 | Bobby Walden (1972-76) |
| 7. | 40.12 | Jordan Berry (2015-21) |
| 8. | 39.53 | Josh Miller (1996) |
| 9. | 38.08 | Rohn Stark (1995) |
| 10. | 33.58 | Tom Rouen (2002) |

HIGHEST PUNT AVG. (GAME) - MIN. 3 PUNTS

| Rank | No. | Name |
|------|-------|---|
| 1. | 51.25 | Bobby Walden (12/31/1972 vs. Miami) |
| 2. | 51.00 | Craig Colquitt (01/06/1980 vs. Houston Oilers) |
| | 51.00 | Jeremy Kapinos (02/06/2011 vs. Green Bay) |
| 4. | 49.71 | Pressley Harvin III (01/16/2022 at Kansas City) |
| 5. | 48.67 | Chris Gardocki (02/05/2006 vs. Seattle) |
| 6. | 48.50 | Jeremy Kapinos (01/15/2011 vs. Baltimore) |
| 7. | 48.17 | Bobby Walden (12/23/1972 vs. Oakland) |
| 8. | 48.00 | Mitch Berger (01/11/2009 vs. San Diego) |
| 9. | 47.00 | Chris Gardocki (01/08/2006 at Cincinnati) |
| 10 | 46.33 | Mitch Berger (02/01/2009 vs. Arizona) |

LONG PUNTS

| Rank | No. | Name |
|------|-----|---|
| 1. | 66 | Craig Colquitt (01/06/1980 vs. Houston) |
| 2. | 62 | Jeremy Kapinos (01/08/2012 at Denver) |
| 3. | 61 | Bobby Walden (12/23/1972 vs. Oakland) |
| 4. | 60 | 2 times, last by Chris Gardocki (02/05/2006 vs. Seattle) |
| 6. | 59 | 2 times, last by Josh Miller (12/29/1996 vs. Indianapolis) |
| 8. | 56 | 2 times, last by Pressley Harvin III (01/16/2022 vs. Kansas City) |
| 9. | 55 | 4 times, last by Jeremy Kapinos (01/15/2011 vs. Baltimore) |

MOST PUNT RETURNS (CAREER)

| Rank | No. | Name |
|------|-----|-----------------------------|
| 1. | 26 | Antwaan Randle El (2002-10) |
| 2. | 23 | Theo Bell (1976-79) |
| 3. | 14 | Glen Edwards (1972-77) |
| 4. | 12 | Lynn Swann (1974-82) |
| | 12 | Antonio Brown (2010-16) |
| 6. | 10 | Rod Woodson (1989-96) |
| | 10 | Jahine Arnold (1996) |
| 8. | 7 | Santonio Holmes (2007-08) |
| | 7 | Andre Hastings (1993-96) |
| | 7 | Troy Edwards (2001) |

MOST PUNT RETURNS (GAME)

| Rank | No. | Name |
|------|-----|---|
| 1. | 6 | Theo Bell (01/07/1979 vs. Houston) |
| 2. | 5 | 3 times, last by Antwaan Randle El (01/15/2006 at Indianapolis) |
| 6. | 4 | 8 times, last by Markus Wheaton (01/17/2016 at Denver) |

MOST PUNT RETURN YARDS (CAREER)

| Rank | No. | Name |
|------|-----|-----------------------------|
| 1. | 288 | Antwaan Randle El (2002-10) |
| 2. | 195 | Theo Bell (1976-79) |
| 3. | 133 | Glen Edwards (1972-77) |
| 4. | 111 | Jahine Arnold (1996) |
| 5. | 103 | Santonio Holmes (2007-08) |

MOST PUNT RETURN YARDS (GAME)

| Rank | No. | Name |
|------|-----|--|
| 1. | 91 | Theo Bell (01/07/1979 vs. Houston) |
| 2. | 78 | Will Blackwell (01/03/1998 vs. New England) |
| 3. | 77 | Antwaan Randle El (01/05/2003 vs. Cleveland) |
| | 77 | Jahine Arnold (12/29/1996 vs. Indianapolis) |
| 5. | 73 | Santonio Holmes (01/11/2009 vs. San Diego) |
| 6. | 65 | Troy Edwards (01/20/2002 vs. Baltimore) |
| 7. | 53 | Andre Hastings (01/14/1996 vs. Indianapolis) |
| 8. | 50 | Antwaan Randle El (01/15/2006 at Indianapolis) |
| 9. | 40 | Antwaan Randle El (01/23/2005 vs. New England) |
| 10. | 39 | Glen Edwards (12/23/1972 vs. Oakland) |

MOST PUNT RETURN TOUCHDOWNS (CAREER)

| Rank | No. | Name |
|------|-----|-----------------------------|
| 1. | 1 | Antwaan Randle El (2002-10) |
| | 1 | Santonio Holmes (2007-08) |

MOST PUNT RETURN TOUCHDOWNS (GAME)

| Rank | No. | Name |
|------|-----|--|
| 1. | 1 | Antwaan Randle El (01/05/2003 vs. Cleveland) |
| | 1 | Santonio Holmes (01/11/2009 vs. San Diego) |

HIGHEST PUNT RETURN AVG. (CAREER) - MIN. 10

| Rank | No. | Name |
|------|-------|-----------------------------|
| 1. | 11.10 | Jahine Arnold (1996) |
| 2. | 11.08 | Antwaan Randle El (2002-10) |
| 3. | 9.50 | Glen Edwards (1972-77) |
| 4. | 8.48 | Theo Bell (1976-79) |
| 5. | 7.67 | Lynn Swann (1974-82) |
| 6. | 6.20 | Rod Woodson (1989-96) |
| 7. | 4.75 | Antonio Brown (2010-16) |

HIGHEST PUNT RETURN AVG. (GAME) - MIN. 3

| Rank | No. | Name |
|------|-------|--|
| 1. | 19.50 | Will Blackwell (01/03/1998 vs. New England) |
| 2. | 19.25 | Antwaan Randle-El (01/05/2003 vs. Cleveland) |
| 3. | 17.67 | Andre Hastings (01/14/1996 vs. Indianapolis) |
| 4. | 16.25 | Troy Edwards (01/20/2002 vs. Baltimore) |
| 5. | 15.40 | Jahine Arnold (12/29/1996 vs. Indianapolis) |

LONGEST PUNT RETURNS

| Rank | No. | Name |
|------|-----|--|
| 1. | 67t | Santonio Holmes (01/11/2009 vs. San Diego) |
| 2. | 66t | Antwaan Randle El (01/05/2003 vs. Cleveland) |
| 3. | 58 | Will Blackwell (01/03/1998 vs. New England) |
| 4. | 35 | Troy Edwards (01/20/2002 vs. Baltimore) |
| 5. | 33 | Andre Hastings (01/14/1996 vs. Indianapolis) |

MOST KICKOFF RETURNS (CAREER)

| Rank | No. | Name |
|------|-----|-----------------------------|
| 1. | 17 | Ernie Mills (1992-96) |
| 2. | 16 | Larry Anderson (1978-79) |
| 3. | 13 | Antonio Brown (2010-16) |
| 4. | 11 | Ike Taylor (2004-2014) |
| 5. | 10 | Rod Woodson (1989-96) |
| | 10 | Antwaan Randle El (2002-10) |

MOST KICKOFF RETURNS (GAME)

| Rank | No. | Name |
|------|-----|--|
| 1. | 6 | Ray-Ray McCloud (01/10/2021 vs. Cleveland) |
| 2. | 5 | 5 times, last by Najeh Davenport (01/05/2008 vs. Jacksonville) |
| 7. | 4 | 13 times, last by Antonio Brown (02/06/2011 vs. Green Bay) |

MOST KICKOFF RETURN YARDS (CAREER)

| Rank | No. | Name |
|------|-----|---------------------------|
| 1. | 387 | Larry Anderson (1978-79) |
| 2. | 354 | Ernie Mills (1992-96) |
| 3. | 257 | Antonio Brown (2010-16) |
| 4. | 212 | Ray-Ray McCloud (2020-21) |
| 5. | 206 | Preston Pearson (1970-74) |

MOST KICKOFF RETURN YARDS (GAME)

| Rank | No. | Name |
|------|-----|---|
| 1. | 162 | Larry Anderson (01/20/1980 vs. L.A. Rams) |
| 2. | 146 | Ray-Ray McCloud (01/10/2021 vs. Cleveland) |
| 3. | 106 | Rich Erenberg (01/06/1985 at Miami) |
| 4. | 99 | Ernie Mills (01/05/1997 at New England) |
| 5. | 96 | Ernie Mills (01/14/1996 vs. Indianapolis) |
| 6. | 88 | Antonio Brown (02/06/2011 vs. Green Bay) |
| 7. | 86 | Troy Edwards (01/27/2002 vs. New England) |
| 8. | 85 | Antonio Brown (01/15/2011 vs. Baltimore) |
| 9. | 84 | Henry Odon (01/01/1984 at L.A. Raiders) |
| 10. | 83 | Najeh Davenport (01/05/2008 vs. Jacksonville) |

HIGHEST KICKOFF RETURN AVG. (CAREER) - MIN. 10

| Rank | No. | Name |
|------|-------|-----------------------------|
| 1. | 24.19 | Larry Anderson (1978-79) |
| 2. | 20.82 | Ernie Mills (1992-96) |
| 3. | 19.77 | Antonio Brown (2010-16) |
| 4. | 18.30 | Antwaan Randle-El (2002-10) |
| 5. | 18.00 | Ike Taylor (2004-14) |
| 6. | 17.50 | Rod Woodson (1987-96) |

HIGHEST KICKOFF RETURN AVG. (GAME) - MIN. 3

| Rank | No. | Name |
|------|-------|--|
| 1. | 32.40 | Larry Anderson (01/20/1980 vs. L.A. Rams) |
| 2. | 27.00 | Lee Mays (01/11/2003 at Tennessee) |
| 3. | 25.67 | Steve Davis (12/22/1973 at Oakland) |
| 4. | 25.33 | Steve Davis (12/29/1974 at Oakland) |
| 5. | 24.33 | Ray-Ray McCloud (01/10/2021 vs. Cleveland) |
| | 24.33 | Louis Lipps (12/30/1984 at Denver) |

LONGEST KICKOFF RETURNS

| Rank | No. | Name |
|------|-----|--|
| 1. | 45 | Larry Anderson (01/20/1980 vs. L.A. Rams) |
| 2. | 38 | Antonio Brown (02/06/2011 vs. Green Bay) |
| 3. | 36 | Ernie Mills (01/05/1997 at New England) |
| | 36 | Ike Taylor (01/08/2006 at Cincinnati) |
| 5. | 34 | Fitzgerald Toussaint (01/14/2018 vs. Jacksonville) |

MOST INTERCEPTIONS (CAREER)

| Rank | No. | Name |
|------|-----|--------------------------|
| 1. | 5 | Jack Ham (1972-82) |
| | 5 | Mike Wagner (1972-78) |
| 3. | 4 | Mel Blount (1972-83) |
| | 4 | Levon Kirkland (1992-97) |
| 5. | 3 | Ryan Shazier (2014-19) |
| | 3 | Glen Edwards (1972-77) |
| | 3 | Chad Scott (1997-2004) |
| | 3 | Troy Polamalu (2004-14) |
| | 3 | Ike Taylor (2004-14) |

MOST INTERCEPTIONS (GAME)

| Rank | No. | Name |
|------|-----|--|
| 1. | 2 | Jack Ham (12/29/1974 at Oakland) |
| | 2 | Mike Wagner (01/04/1976 vs. Oakland) |
| | 2 | Brent Alexander (01/20/2002 vs. Baltimore) |

MOST INTERCEPTION RETURN YARDS (CAREER)

| Rank | No. | Name |
|------|-----|---|
| 1. | 100 | James Harrison (2002, 2004-12, 2014-16) |
| 2. | 91 | Mike Wagner (1972-78) |
| 3. | 89 | Glen Edwards (1972-77) |
| 4. | 72 | J.T. Thomas (1973-79) |
| 5. | 59 | Mel Blount (1972-83) |
| 6. | 58 | Troy Polamalu (2004-14) |
| 7. | 56 | Ike Taylor (2004-14) |
| 8. | 46 | Chad Scott (1997, 2001-04) |
| 9. | 35 | Valentino Blake (2014-15) |
| | 35 | Loren Toews (1973-83) |

MOST INTERCEPTION RETURN YARDS (GAME)

| Rank | No. | Name |
|------|-----|--|
| 1. | 100 | James Harrison (02/01/2009 vs. Arizona) |
| 2. | 40 | Troy Polamalu (01/18/2009 vs. Baltimore) |
| 3. | 37 | J.T. Thomas (12/29/1974 at Oakland) |
| 4. | 35 | Antwon Blake (01/09/2016 at Cincinnati) |
| | 35 | Glen Edwards (01/18/1976 vs. Dallas) |
| | 35 | Mike Wagner (01/04/1976 vs. Oakland) |
| | 35 | J.T. Thomas (01/18/1976 vs. Dallas) |
| 8. | 34 | Ron Johnson (01/07/1979 vs. Houston) |
| | 34 | Mike Wagner (01/04/1976 vs. Oakland) |
| 10. | 32 | Brent Alexander (01/20/2002 vs. Baltimore) |

MOST INTERCEPTION RETURN TOUCHDOWNS (CAREER)

| Rank | No. | Name |
|------|-----|---|
| 1. | 1 | James Harrison (2002, 2004-12, 2014-16) |
| | 1 | Troy Polamalu (2004-14) |

MOST INTERCEPTION RETURN TOUCHDOWNS (GAME)

| Rank | No. | Name |
|------|-----|--|
| 1. | 1 | James Harrison (02/01/2009 vs. Arizona) |
| | 1 | Troy Polamalu (01/18/2009 vs. Baltimore) |

LONGEST INTERCEPTION RETURN

| Rank | No. | Name |
|------|------|--|
| 1. | 100t | James Harrison (02/01/2009 vs. Arizona) |
| 2. | 40t | Troy Polamalu (01/18/2009 vs. Baltimore) |
| 3. | 37 | J.T. Thomas (12/29/1974 at Oakland) |
| 4. | 35 | 3 times, last by Antwon Blake (01/09/2016 at Cincinnati) |
| 7. | 32 | Brent Alexander (01/20/2002 vs. Baltimore) |
| 8. | 31 | Ike Taylor (01/05/2008 vs. Jacksonville) |

MOST POINTS SCORED

| Rank | No. | Opponent (Date) |
|------|-----|-------------------------------|
| 1. | 42 | vs. Jacksonville (01/14/2018) |
| | 42 | vs. Indianapolis (12/29/1996) |
| | 40 | vs. Buffalo (01/06/1985) |
| | 40 | at Baltimore (12/19/1976) |
| 5. | 38 | vs. Cleveland (01/10/2021) |
| 6. | 36 | vs. Cleveland (01/05/2003) |
| 7. | 35 | vs. Dallas (01/21/1979) |
| | 35 | vs. San Diego (01/11/2009) |
| 9. | 34 | at Denver (01/22/2006) |
| | 34 | vs. Houston (01/07/1979) |
| | 34 | vs. Miami (12/30/1979) |

MOST POINTS ALLOWED

| Rank | No. | Opponent (Date) |
|------|-----|-------------------------------|
| 1. | 48 | vs. Cleveland (01/10/2021) |
| 2. | 45 | at Miami (01/06/1985) |
| | 45 | vs. Jacksonville (01/14/2008) |
| 4. | 42 | at Kansas City (01/16/2022) |
| 5. | 41 | vs. New England (01/23/2005) |
| 6. | 38 | at L.A. Raiders (01/01/1984) |
| 7. | 36 | at New England (01/22/2007) |
| 8. | 34 | at Denver (12/24/1977) |
| | 34 | at Tennessee (01/11/2003) |
| 10. | 33 | vs. Cleveland (01/05/2003) |
| | 33 | at Oakland (12/22/1973) |

FEWEST POINTS SCORED

| Rank | No. | Opponent (Date) |
|------|-----|-------------------------------|
| 1. | 0 | vs. Philadelphia (12/21/1947) |
| 2. | 3 | vs. Buffalo (01/05/1997) |
| | 3 | at New England (01/05/1997) |
| 4. | 7 | vs. New England (01/03/1998) |
| | 7 | at Oakland (12/26/1976) |
| 6 | 10 | at L.A. Raiders (01/01/1984) |
| 7. | 13 | vs. San Diego (01/15/1995) |
| | 13 | vs. Oakland (12/23/1972) |
| 9. | 14 | at Oakland (12/22/1973) |
| 10. | 16 | at Denver (01/17/2006) |
| | 16 | vs. Oakland (01/04/1976) |
| | 16 | at Minnesota (01/12/1975) |

FEWEST POINTS ALLOWED

| Rank | No. | Opponent (Date) |
|------|-----|------------------------------|
| 1. | 5 | vs. Houston (01/07/1979) |
| 2. | 6 | vs. New England (01/03/1998) |
| | 6 | vs. Minnesota (01/12/1975) |
| 4. | 7 | vs. Oakland (12/23/1972) |
| 5. | 9 | vs. Cleveland (01/07/1995) |
| 6. | 10 | vs. Baltimore (01/20/2002) |
| | 10 | vs. Seattle (02/05/2006) |
| | 10 | vs. Oakland (01/04/1976) |
| | 10 | vs. Denver (12/30/1978) |
| | 10 | vs. Baltimore (12/27/1975) |

MOST POINTS SCORED BY BOTH TEAMS

| Rank | No. | Opponent (Date) |
|------|-----|---|
| 1. | 87 | vs. Jacksonville (01/14/2018, Jacksonville 45, Pittsburgh 42) |
| | 85 | vs. Cleveland (01/10/2021, Cleveland 48, Pittsburgh 37) |
| 3. | 73 | at Miami (01/06/1985, Miami 45, Pittsburgh 28) |
| 4. | 69 | vs. Cleveland (01/05/2003, Pittsburgh 36, Cleveland 33) |
| 5. | 68 | vs. New England (01/23/2005, New England 41, Pittsburgh 27) |
| 6. | 66 | vs. Dallas (01/21/1979, Pittsburgh 35, Dallas 31) |
| 7. | 65 | at Tennessee (01/11/2003, Tennessee 34, Pittsburgh 31) |
| 8. | 63 | at Kansas City (01/16/2022, Kansas City 42, Pittsburgh 21) |
| 9. | 61 | vs. Buffalo (01/06/1996, Pittsburgh 40, Buffalo 31) |
| 10. | 60 | vs. Jacksonville (01/05/2008, Jacksonville 31, Pittsburgh 29) |

FEWEST POINTS SCORED BY BOTH TEAMS

| Rank | No. | Opponent (Date) |
|------|-----|--|
| 1. | 13 | vs. New England (01/03/1998, Pittsburgh 7, New England 6) |
| 2. | 20 | at Oakland (12/23/1972, Pittsburgh 13, Oakland 7) |
| 3. | 21 | vs. Philadelphia (12/21/1947, Philadelphia 21, Pittsburgh 0) |
| 4. | 22 | vs. Minnesota (01/12/1975, Pittsburgh 16, Minnesota 6) |
| 5. | 26 | vs. Oakland (01/04/1976, Pittsburgh 16, Oakland 10) |
| 6. | 27 | vs. Buffalo (01/09/1983, Buffalo 24, Pittsburgh 3) |
| 7. | 30 | vs. San Diego (01/15/1995, San Diego 17, Pittsburgh 13) |
| 8. | 31 | at Oakland (12/26/1976, Oakland 24, Pittsburgh 7) |
| 9. | 31 | at New England (01/05/1997, New England 28, Pittsburgh 3) |
| | 31 | vs. Seattle (02/05/2006, Pittsburgh 21, Seattle 10) |

MOST TOUCHDOWNS SCORED

| Rank | No. | Opponent (Date) |
|------|-----|--|
| 1. | 6 | vs. Jacksonville (01/04/2018) |
| 2. | 5 | 7 times, last vs. Cleveland (01/10/2021) |
| 9. | 4 | 13 times, last vs. Miami (01/08/2017) |

MOST TOUCHDOWNS ALLOWED

| Rank | No. | Opponent (Date) |
|------|-----|--|
| 1. | 6 | 4 times, last at Kansas City (01/16/2022) |
| 5. | 5 | 2 times, last vs. New England (01/23/2005) |
| 7. | 4 | 9 times, last at New England (01/22/2017) |

MOST RUSHING TOUCHDOWNS

| Rank | No. | Opponent (Date) |
|------|-----|--|
| 1. | 5 | vs. Indianapolis (12/29/1996) |
| 2. | 3 | 5 times, last vs. San Diego (01/11/2009) |
| 7. | 2 | 17 times, last vs. Miami (01/08/2017) |

MOST RUSHING TOUCHDOWNS ALLOWED

| Rank | No. | Opponent (Date) |
|------|-----|---|
| 1. | 4 | 2 times, last vs. Jacksonville (01/14/2018) |
| 3. | 3 | at New England (01/05/1997) |
| 4. | 2 | 11 times, last vs. Cleveland (01/10/2021) |

MOST TOUCHDOWNS PASSING

| Rank | No. | Opponent (Date) |
|------|-----|--|
| 1. | 5 | vs. Jacksonville (01/14/2018) |
| 2. | 4 | vs. Dallas (01/21/1979) |
| | 4 | vs. Cleveland (01/10/2021) |
| 4. | 3 | 5 times, last at Cincinnati (01/08/2006) |
| 9. | 2 | 18 times, last at Kansas City (01/16/2022) |

MOST TOUCHDOWNS PASSING ALLOWED

| Rank | No. | Opponent (Date) |
|------|-----|--|
| 1. | 6 | at Kansas City (01/16/2022) |
| 2. | 4 | at Miami (01/06/1985) |
| 3. | 3 | 8 times, last vs. Cleveland (01/10/2021) |

MOST DEFENSIVE TOUCHDOWNS

| Rank | No. | Opponent (Date) |
|------|-----|---|
| 1. | 1 | 7 times, last at Kansas City (01/16/2022) |

MOST DEFENSIVE TOUCHDOWNS BY OPPONENT

| Rank | No. | Opponent (Date) |
|------|-----|---|
| 1. | 1 | 12 times, last vs. Cleveland (01/10/2021) |

MOST PATS/ATTEMPTS

| Rank | No. | Opponent (Date) |
|------|-----|--|
| 1. | 6/6 | vs. Jacksonville (01/14/2018) |
| 2. | 5/5 | 4 times, last vs. San Diego (01/11/2009) |
| 6. | 4/4 | 14 times, last vs. Miami (01/08/2017) |

MOST PATS/ATTEMPTS BY OPPONENT

| Rank | No. | Opponent (Date) |
|------|-----|--|
| 1. | 6/6 | 4 times, last at Kansas City (01/16/2022) |
| 5. | 5/5 | 2 times, last vs. New England (01/23/2005) |
| 7. | 4/4 | 7 times, last vs. Green Bay (02/06/2011) |

MOST FIELD GOALS MADE

| Rank | No. | Opponent (Date) |
|------|-----|--|
| 1. | 6 | at Kansas City (01/15/2017) |
| 2. | 4 | 4 times, last at Cincinnati (01/09/2016) |
| 6. | 3 | 5 times, last at Denver (01/17/2016) |

MOST FIELD GOALS MADE BY OPPONENT

| Rank | No. | Opponent (Date) |
|------|-----|--|
| 1. | 5 | at Denver (01/17/2016) |
| 2. | 4 | at Oakland (12/22/1973) |
| 3. | 3 | 4 times, last vs. Baltimore (01/03/2015) |

MOST FIRST DOWNS

| Rank | No. | Opponent (Date) |
|------|-----|-------------------------------|
| 1. | 34 | vs. Cleveland (01/10/2021) |
| 2. | 30 | vs. Cleveland (01/05/2003) |
| 3. | 29 | at Baltimore (12/19/1976) |
| | 29 | vs. Buffalo (12/22/1974) |
| 5. | 28 | vs. Jacksonville (01/14/2018) |
| 6. | 27 | vs. Miami (12/30/1979) |
| 7. | 26 | vs. San Diego (01/09/1983) |
| 8. | 25 | vs. Dallas (01/28/1996) |
| | 25 | at Denver (12/30/1984) |
| 10. | 24 | vs. Indianapolis (12/29/1996) |
| | 24 | vs. Jacksonville (01/05/2008) |
| | 24 | vs. Denver (12/30/1978) |

MOST FIRST DOWNS BY OPPONENT

| Rank | No. | Opponent (Date) |
|------|-----|------------------------------|
| 1. | 29 | at Tennessee (01/11/2003) |
| | 29 | vs. San Diego (01/09/1983) |
| 3. | 28 | at Kansas City (01/08/1994) |
| | 28 | at Miami (01/06/1985) |
| 5. | 26 | at New England (01/22/2017) |
| | 26 | at Kansas City (01/16/2022) |
| 7. | 24 | at Oakland (12/22/1973) |
| | 24 | at L.A. Raiders (01/01/1984) |
| 9. | 23 | vs. Denver (01/11/1998) |
| | 23 | vs. Arizona (02/01/2009) |

MOST FIRST DOWNS BY BOTH TEAMS

| Rank | No. | Opponent (Date) |
|------|-----|---|
| 1. | 55 | vs. San Diego (01/09/1983, SD 29, PIT 26) |
| 2. | 54 | vs. Cleveland (01/10/2021, PIT 34, CLE 20) |
| 3. | 51 | vs. Cleveland (01/05/2003, PIT 30, CLE 21) |
| 4. | 50 | 3 times, last vs. Jacksonville (01/14/2018, PIT 28, JAX 22) |
| 7. | 49 | at Kansas City (OT) (01/08/1994, KC 28, PIT 21) |
| 8. | 48 | at New England (01/22/2017, NE 26, PIT 22) |
| 9. | 46 | vs. Denver (01/11/1998, DEN 23, PIT 23) |
| 10. | 45 | at Kansas City (01/16/2022, KC 26, PIT 19) |
| | 45 | at Baltimore (12/19/1976, PIT 26, BLT 19) |

FEWEST FIRST DOWNS

| Rank | No. | Opponent (Date) |
|------|-----|---------------------------------------|
| 1. | 11 | vs. Baltimore (01/18/2009) |
| 2. | 12 | at New England (01/05/1997) |
| 3. | 13 | 4 times, last at Oakland (12/26/1976) |
| 7. | 14 | vs. Seattle (02/05/2006) |
| 8. | 15 | at Oakland (12/22/1973) |

FEWEST FIRST DOWNS BY OPPONENT

| Rank | No. | Opponent (Date) |
|------|-----|--|
| 1. | 7 | vs. Baltimore (01/20/2002) |
| 2. | 8 | vs. Indianapolis (12/29/1996) |
| 3. | 9 | vs. Minnesota (01/12/1975) |
| 4. | 10 | 3 times, last vs. Cleveland (01/07/1995) |
| 7. | 11 | vs. Houston (01/06/1980) |

MOST FIRST DOWNS RUSHING

| Rank | No. | Opponent (Date) |
|------|-----|-------------------------------|
| 1. | 18 | vs. Buffalo (12/22/1974) |
| 2. | 16 | vs. Indianapolis (12/29/1996) |
| 3. | 14 | vs. Miami (12/30/1979) |
| | 14 | vs. Cleveland (01/07/1995) |
| 5. | 13 | vs. Baltimore (12/27/1975) |

MOST FIRST DOWNS RUSHING BY OPPONENT

| Rank | No. | Opponent (Date) |
|------|-----|---|
| 1. | 14 | at Oakland (12/22/1973) |
| 2. | 13 | at L.A. Raiders (01/01/1984) |
| 3. | 11 | vs. Miami (12/31/1972) |
| 4. | 10 | 2 times, last at Tennessee (01/11/2003) |

FEWEST FIRST DOWNS RUSHING

| Rank | No. | Opponent (Date) |
|------|-----|---|
| 1. | 1 | vs. Baltimore (01/18/2009) |
| 2. | 2 | vs. Dallas (01/21/1979) |
| 3. | 3 | 4 times, last at Kansas City (01/16/2022) |
| 7. | 4 | 6 times, last vs. Jacksonville (01/14/2018) |

FEWEST FIRST DOWNS RUSHING BY OPPONENT

| Rank | No. | Opponent (Date) |
|------|-----|--|
| 1. | 0 | 3 times, last vs. Baltimore (01/20/2002) |
| 4. | 1 | 3 times, last vs. Miami (01/08/2017) |
| 7. | 2 | 7 times, last vs. N.Y. Jets (01/23/2011) |
| 14. | 3 | 3 times, last vs. Cleveland (01/07/1995) |

MOST FIRST DOWNS PASSING

| Rank | No. | Opponent (Date) |
|------|-----|-------------------------------|
| 1. | 29 | vs. Cleveland (01/10/2021) |
| 2. | 24 | vs. Cleveland (01/05/2003) |
| 3. | 23 | vs. Jacksonville (01/14/2018) |
| 4. | 19 | vs. San Diego (01/09/1983) |
| 5. | 18 | at New England (01/22/2017) |

MOST FIRST DOWNS PASSING BY OPPONENT

| Rank | No. | Opponent (Date) |
|------|-----|---|
| 1. | 20 | vs. Arizona (02/01/2009) |
| 2. | 19 | 3 times, last at Kansas City (01/16/2022) |
| 5. | 18 | 4 times, last at Tennessee (01/11/2003) |
| 9. | 17 | at New England (01/22/2017) |
| 10. | 16 | vs. Miami (01/08/2017) |

FEWEST FIRST DOWNS PASSING

| Rank | No. | Opponent (Date) |
|------|-----|---------------------------------------|
| 1. | 3 | vs. Baltimore (12/27/1975) |
| 2. | 4 | vs. Minnesota (01/12/1975) |
| 3. | 6 | 3 times, last vs. Dallas (01/18/1976) |

FEWEST FIRST DOWNS PASSING BY OPPONENT

| Rank | No. | Opponent (Date) |
|------|-----|---|
| 1. | 3 | vs. Houston (01/07/1979) |
| 2. | 4 | 3 times, last vs. Baltimore (12/27/1975) |
| 5. | 5 | 2 times, last vs. Jacksonville (01/05/2008) |

MOST FIRST DOWNS BY PENALTY (STEELERS)

| Rank | No. | Opponent (Date) |
|------|-----|--|
| 1. | 5 | 3 times, last at Cincinnati (01/09/2016) |
| 4. | 4 | 3 times, last vs. N.Y. Jets (01/23/2011) |
| 7. | 3 | 6 times, last vs. Miami (01/08/2017) |

MOST FIRST DOWNS BY PENALTY (STEELERS)

| Rank | No. | Opponent (Date) |
|------|-----|---|
| 1. | 4 | 2 times, last vs. San Diego (01/09/1983) |
| 3. | 3 | 7 times, last at Kansas City (01/15/2017) |
| 10. | 2 | 18 times, last vs. Baltimore (01/15/2011) |

MOST NET YARDS GAINED

| Rank | No. | Opponent (Date) |
|------|-----|-------------------------------|
| 1. | 553 | vs. Cleveland (01/10/2021) |
| 2. | 545 | vs. Jacksonville (01/14/2018) |
| 3. | 526 | at Baltimore (12/19/1976) |
| 4. | 455 | at Miami (01/06/1985) |
| 5. | 439 | vs. Buffalo (12/22/1974) |

MOST NET YARDS GAINED BY OPPONENT

| Rank | No. | Opponent (Date) |
|------|-----|--------------------------------------|
| 1. | 569 | at Miami (01/06/1985) |
| 2. | 479 | vs. San Diego (01/09/1983) |
| 3. | 478 | at Kansas City (01/16/2022) |
| 4. | 447 | 2 times, last at Denver (01/08/2012) |
| 5. | 431 | at New England (01/22/2017) |

FEWEST NET YARDS GAINED

| Rank | No. | Opponent (Date) |
|------|-----|-----------------------------|
| 1. | 213 | at New England (01/05/1997) |
| 2. | 223 | at Oakland (12/22/1973) |
| 3. | 237 | at Oakland (12/26/1976) |
| 4. | 240 | vs. Buffalo (01/09/1993) |
| 5. | 250 | vs. Miami (12/31/1972) |

FEWEST NET YARDS GAINED BY OPPONENT

| Rank | No. | Opponent (Date) |
|------|-----|-------------------------------|
| | 119 | vs. Minnesota (01/12/1975) |
| | 126 | vs. Baltimore (01/15/2011) |
| | 142 | vs. Houston (01/07/1979) |
| | 146 | vs. Indianapolis (12/29/1996) |
| | 150 | vs. Baltimore (01/20/2002) |

MOST TOTAL PLAYS

| Rank | No. | Opponent (Date) |
|------|-----|---|
| 1. | 84 | vs. Cleveland (01/10/2021) |
| | 84 | vs. Dallas (01/28/1996) |
| 3. | 80 | 2 times, last vs. San Diego (01/15/1995) |
| 5. | 78 | 2 times, last vs. Jacksonville (01/14/2018) |
| 7. | 76 | at Denver (12/24/1977) |
| 8. | 74 | 3 times, last vs. Jacksonville (01/05/2008) |

MOST TOTAL PLAYS BY OPPONENT

| Rank | No. | Opponent (Date) |
|------|-----|----------------------------------|
| 1. | 82 | at Tennessee (OT) (01/11/2003) |
| 2. | 81 | at Kansas City (OT) (01/08/1994) |
| 3. | 77 | vs. Seattle (02/05/2006) |
| 4. | 76 | vs. Oakland (01/04/1976) |
| 5. | 74 | at Oakland (12/22/1973) |

FEWEST TOTAL PLAYS

| Rank | No. | Opponent (Date) |
|------|-----|------------------------------------|
| 1. | 46 | at Oakland (12/22/73) |
| 2. | 48 | vs. Miami (12/31/72) |
| 3. | 54 | vs. Miami (1/8/17) |
| 4. | 56 | 2 times, last vs. Seattle (2/5/06) |
| 6. | 58 | 3 times, last vs. Arizona (2/1/09) |

FEWEST TOTAL PLAYS BY OPPONENT

| Rank | No. | Opponent (Date) |
|------|-----|---|
| 1. | 47 | 3 times, last vs. San Diego (01/15/1995) |
| 4. | 49 | at Kansas City (01/15/2017) |
| 5. | 50 | 3 times, last vs. San Diego (01/11/2009) |
| 8. | 51 | vs. Baltimore (01/20/2002) |
| 9. | 52 | 3 times, last vs. Indianapolis (12/29/1996) |

MOST YARDS GAINED RUSHING

| Rank | No. | Opponent (Date) |
|------|-----|-------------------------------|
| 1. | 249 | vs. Minnesota (01/12/1975) |
| 2. | 238 | vs. Cleveland (01/07/1995) |
| 3. | 235 | vs. Buffalo (12/22/1974) |
| 4. | 231 | vs. Indianapolis (12/29/1996) |
| 5. | 225 | at Baltimore (12/19/1976) |

MOST YARDS GAINED RUSHING BY OPPONENT

| Rank | No. | Opponent (Date) |
|------|-----|------------------------------|
| 1. | 232 | at Oakland (12/22/1973) |
| 2. | 194 | at New England (01/05/1997) |
| 3. | 193 | vs. Miami (12/31/1972) |
| 4. | 188 | at L.A. Raiders (01/01/1984) |
| 5. | 189 | vs. Buffalo (01/09/1993) |

FEWEST YARDS GAINED RUSHING

| Rank | No. | Opponent (Date) |
|------|-----|-------------------------------|
| 1. | 43 | vs. Jacksonville (01/05/2008) |
| 2. | 52 | vs. Cleveland (01/10/2021) |
| | 52 | vs. Baltimore (01/18/2009) |
| 4. | 54 | at New England (01/22/2017) |
| 5. | 56 | at Kansas City (01/16/2022) |

FEWEST YARDS GAINED RUSHING BY OPPONENT

| Rank | No. | Opponent (Date) |
|------|-----|----------------------------|
| 1. | 15 | vs. San Diego (01/11/2009) |
| 2. | 17 | vs. Minnesota (01/12/1975) |
| 3. | 22 | vs. Baltimore (01/20/2002) |
| 4. | 24 | vs. Houston (01/06/1980) |
| 5. | 25 | vs. Miami (12/30/1979) |
| 6. | 29 | at Oakland (12/29/1974) |

MOST RUSHING ATTEMPTS

| Rank | No. | Opponent (Date) |
|------|-----|--|
| 1. | 57 | vs. Minnesota (01/12/1975) |
| 2. | 51 | 3 times, last vs. Cleveland (01/07/1995) |
| 5. | 50 | at Oakland (12/29/1974) |
| 6. | 49 | vs. Baltimore (01/20/2002) |
| 7. | 47 | vs. Houston (01/07/1979) |

MOST RUSHING ATTEMPTS BY OPPONENT

| Rank | No. | Opponent (Date) |
|------|-----|----------------------------|
| 1. | 55 | at Oakland (12/22/1973) |
| 2. | 51 | at Oakland (12/26/1976) |
| 3. | 49 | vs. Miami (12/31/1972) |
| 4. | 41 | vs. Baltimore (12/27/1975) |
| 5. | 39 | vs. Buffalo (01/09/1993) |

FEWEST RUSHING ATTEMPTS

| Rank | No. | Opponent (Date) |
|------|-----|--|
| 1. | 16 | vs. Cleveland (1/10/21) |
| 2. | 18 | vs. Jacksonville (1/14/18) |
| 3. | 19 | 2 times, last vs. Denver (1/17/06) |
| 5. | 20 | 5 times, last at Kansas City (1/16/22) |
| 10. | 21 | at Oakland (12/26/76) |

FEWEST RUSHING ATTEMPTS BY OPPONENT

| Rank | No. | Opponent (Date) |
|------|-----|---|
| 1. | 11 | 2 times, last vs. San Diego (01/11/2009) |
| 3. | 12 | vs. Arizona (02/01/2009) |
| 4. | 13 | vs. Green Bay (02/06/2011) |
| 5. | 14 | 2 times, last at Kansas City (01/15/2017) |

MOST NET YARDS GAINED PASSING

| Rank | No. | Opponent (Date) |
|------|-----|-------------------------------|
| 1. | 501 | vs. Cleveland (01/10/2021) |
| 2. | 462 | vs. Jacksonville (01/14/2018) |
| 3. | 349 | vs. San Diego (01/15/1995) |
| 4. | 343 | vs. Cleveland (01/05/2003) |
| 5. | 325 | vs. San Diego (01/09/1983) |

MOST NET YARDS GAINED PASSING BY OPPONENT

| Rank | No. | Opponent (Date) |
|------|-----|---|
| 1. | 435 | at Miami (01/06/1985) |
| 2. | 409 | vs. Cleveland (01/05/2003) |
| 3. | 374 | 2 times, last at New England (01/22/2017) |
| 5. | 372 | at Kansas City (01/16/2022) |
| 6. | 333 | vs. San Diego (01/09/1983) |
| 7. | 331 | at Tennessee (01/11/2003) |

FEWEST NET YARDS GAINED PASSING

| Rank | No. | Opponent (Date) |
|------|-----|-------------------------------|
| 1. | 43 | vs. Philadelphia (12/21/1947) |
| 2. | 76 | vs. Baltimore (12/27/1975) |
| 3. | 84 | vs. Minnesota (01/12/1975) |
| 4. | 90 | at New England (01/05/1997) |
| 5. | 95 | at Oakland (12/29/1974) |

FEWEST NET YARDS GAINED PASSING BY OPPONENT

| Rank | No. | Opponent (Date) |
|------|-----|----------------------------|
| 1. | 63 | at Oakland (12/26/1976) |
| 2. | 70 | vs. Houston (01/07/1979) |
| 3. | 72 | vs. Baltimore (12/27/1975) |
| 4. | 78 | vs. Oakland (12/23/1972) |
| 5. | 91 | vs. Baltimore (01/15/2011) |

MOST PASS ATTEMPTS

| Rank | No. | Opponent (Date) |
|------|-----|--|
| 1. | 68 | vs. Cleveland (01/10/2021) |
| 2. | 58 | vs. Jacksonville (01/14/2018) |
| 3. | 54 | vs. San Diego (01/15/1995) |
| 4. | 49 | vs. Dallas (01/28/1996) |
| 5. | 48 | 2 times, last vs. Baltimore (01/03/2015) |

MOST PASS ATTEMPTS BY OPPONENT

| Rank | No. | Opponent (Date) |
|------|-----|--|
| 1. | 49 | vs. Seattle (02/05/2006) |
| 2. | 48 | at Houston (OT) (12/31/1989) |
| 3. | 45 | at Tennessee (01/11/2003) |
| 4. | 44 | 2 times, last vs. New England (01/03/1998) |
| 6. | 43 | 2 times, last vs. Arizona (02/01/2009) |

FEWEST PASS ATTEMPTS

| Rank | No. | Opponent (Date) |
|------|-----|--|
| 1. | 13 | vs. Baltimore (12/27/1975) |
| 2. | 14 | vs. Minnesota (01/12/1975) |
| 3. | 17 | at Oakland (12/29/1974) |
| 4. | 18 | 2 times, last vs. Miami (01/08/2017) |
| 6. | 19 | 3 times, last vs. N.Y. Jets (01/23/2011) |

FEWEST PASS ATTEMPTS BY OPPONENT

| Rank | No. | Opponent (Date) |
|------|-----|---------------------------------------|
| 1. | 16 | 2 times, last at Oakland (12/26/1976) |
| 3. | 17 | at Oakland (12/22/1973) |
| 4. | 18 | vs. Philadelphia (12/21/1947) |
| 5. | 20 | at Denver (01/07/1990) |
| 6. | 21 | 2 times, last at Denver (01/08/2012) |

MOST PASS COMPLETIONS

| Rank | No. | Opponent (Date) |
|------|-----|-------------------------------|
| 1. | 47 | vs. Cleveland (01/10/2021) |
| 2. | 37 | vs. Jacksonville (01/14/2018) |
| 3. | 33 | vs. Baltimore (01/03/2015) |
| 4. | 32 | vs. San Diego (01/15/1995) |
| 5. | 31 | at New England (01/22/2017) |

MOST PASS COMPLETIONS BY OPPONENT

| Rank | No. | Opponent (Date) |
|------|-----|--|
| 1. | 32 | at New England (01/22/2017) |
| 2. | 31 | 2 times, last at Kansas City (01/16/2022) |
| 4. | 29 | 3 times, last vs. Miami (01/08/2017) |
| 7. | 27 | 2 times, last at Tennessee (OT) (01/11/2003) |
| 9. | 26 | 2 times, last vs. Seattle (02/05/2006) |

FEWEST PASS COMPLETIONS

| Rank | No. | Opponent (Date) |
|------|-----|--|
| 1. | 4 | vs. Philadelphia (12/21/1947) |
| 2. | 8 | 2 times, last vs. Baltimore (12/27/1975) |
| 4. | 9 | 2 times, last vs. Dallas (01/18/1976) |
| 6. | 10 | 3 times, last vs. N.Y. Jets (01/23/2011) |
| 9. | 11 | 2 times, last vs. Houston (01/07/1979) |

FEWEST PASS COMPLETIONS BY OPPONENT

| Rank | No. | Opponent (Date) |
|------|-----|--|
| 1. | 8 | vs. Baltimore (12/27/1975) |
| 2. | 9 | vs. Jacksonville (01/05/2008) |
| 3. | 10 | 3 times, last at Denver (01/08/2012) |
| 6. | 11 | 6 times, last vs. San Diego (01/15/1995) |
| 12. | 12 | 4 times, last at Denver (01/07/1990) |

MOST PASS COMPLETIONS BY BOTH TEAMS

| Rank | No. | Opponent (Date) |
|------|-----|----------------------------------|
| 1. | 91 | vs. Cleveland (01/05/2003) |
| 2. | 89 | at New England (01/22/2017) |
| 3. | 87 | at Tennessee (OT) (01/11/2003) |
| 4. | 86 | at Kansas City (OT) (01/08/1994) |
| 5. | 84 | vs. Jacksonville (01/14/2018) |

MOST PASSES HAD INTERCEPTIONS (STEELERS)

| Rank | No. | Opponent (Date) |
|------|-----|--|
| 1. | 3 | 10 times, last vs. Jacksonville (01/05/2008) |
| 11. | 2 | 15 times, last vs. Miami (01/08/2017) |

MOST PASSES HAD INTERCEPTIONS (OPPONENT)

| Rank | No. | Opponent (Date) |
|------|-----|--|
| 1. | 5 | vs. Houston (01/07/1979) |
| 2. | 4 | vs. Cleveland (01/10/2021) |
| 3. | 3 | 6 times, last vs. Baltimore (01/18/2009) |
| 9. | 2 | 13 times, last vs. Jacksonville (01/05/2008) |

MOST SACKS ALLOWED (SINCE 1982)

| Rank | No. | Opponent (Date) |
|------|-----|--|
| 1. | 7.0 | vs. Buffalo (01/09/1995) |
| 2. | 6.0 | 2 times, last vs. Baltimore (01/15/2011) |
| 4. | 5.0 | 3 times, last vs. Baltimore (01/03/2015) |

MOST SACKS (SINCE 1982)

| Rank | No. | Opponent (Date) |
|------|-----|---|
| 1. | 5.0 | 3 times, last vs. Miami (01/08/2017) |
| 4. | 4.0 | 7 times, last vs. Jacksonville (01/05/2008) |
| 11. | 3.0 | 9 times, last at Kansas City (01/16/2022) |

MOST PUNTS

| Rank | No. | Opponent (Date) |
|------|-----|--|
| 1. | 9 | 2 times, last vs. New England (01/03/1998) |
| 3. | 8 | at L.A. Raiders (01/01/1984) |
| 4. | 7 | 7 times, last at Kansas City (01/16/2022) |

MOST PUNTS BY OPPONENT

| Rank | No. | Opponent (Date) |
|------|-----|--|
| 1. | 9 | vs. Baltimore (12/27/1975) |
| 2. | 8 | 3 times, last vs. Baltimore (01/20/2002) |
| 5. | 7 | 7 times, last vs. Baltimore (01/18/2009) |

FEWEST PUNTS

| Rank | No. | Opponent (Date) |
|------|-----|---|
| 1. | 1 | 4 times, last at Kansas City (01/15/2017) |
| 5. | 2 | 8 times, last vs. Jacksonville (01/14/2018) |

FEWEST PUNTS BY OPPONENT

| Rank | No. | Opponent (Date) |
|------|-----|---|
| 1. | 1 | vs. San Diego (01/09/1983) |
| 2. | 2 | 6 times, last at New England (01/22/2017) |
| 8. | 3 | at Cincinnati (01/08/2006) |

HIGHEST PUNTING AVG. (MIN. 3 PUNTS)

| Rank | No. | Opponent (Date) |
|------|------|--|
| 1. | 51.3 | vs. Miami (12/31/1972) |
| 2. | 51.0 | 2 times, last vs. Green Bay (02/06/2011) |
| 4. | 49.7 | at Kansas City (01/16/2022) |
| 5. | 48.7 | vs. Seattle (02/05/2006) |

HIGHEST PUNTING AVG. BY OPPONENT (MIN. 3 PUNTS)

| Rank | No. | Opponent (Date) |
|------|------|---|
| 1. | 53.8 | vs. Baltimore (01/15/2011) |
| 2. | 50.2 | vs. Seattle (02/05/2006) |
| 3. | 50.0 | 2 times, last vs. Jacksonville (01/05/2008) |
| 5. | 47.2 | vs. San Diego (01/11/2009) |

MOST PENALTIES

| Rank | No. | Opponent (Date) |
|------|-----|--|
| 1. | 12 | at Baltimore (12/19/1976) |
| 2. | 11 | vs. Denver (12/30/1978) |
| 3. | 10 | 2 times, last at Cincinnati (01/09/2016) |

MOST PENALTIES BY OPPONENT

| Rank | No. | Opponent (Date) |
|------|-----|--|
| 1. | 12 | vs. New England (01/27/2002) |
| 2. | 11 | vs. Arizona (02/01/2009) |
| 3. | 9 | 5 times, last at Indianapolis (01/15/2006) |

MOST YARDS PENALIZED

| Rank | No. | Opponent (Date) |
|------|-----|----------------------------|
| 1. | 142 | at Cincinnati (01/09/2016) |
| 2. | 122 | vs. Minnesota (01/12/1975) |
| 3. | 114 | vs. Baltimore (01/03/2015) |

MOST YARDS PENALIZED BY OPPONENT

| Rank | No. | Opponent (Date) |
|------|-----|--|
| 1. | 106 | vs. Arizona (02/01/2009) |
| 2. | 104 | 2 times, last vs. San Diego (01/11/2009) |
| 4. | 92 | at Tennessee (01/11/2003) |

MOST TURNOVERS

| Rank | No. | Opponent (Date) |
|------|-----|---|
| 1. | 7 | vs. Oakland (01/04/1976) |
| 2. | 5 | 3 times, last vs. Houston (01/07/1979) |
| 5. | 4 | 6 times, last vs. Jacksonville (01/05/2008) |

MOST TURNOVERS BY OPPONENT

| Rank | No. | Opponent (Date) |
|------|-----|--|
| 1. | 9 | vs. Houston (01/07/1979) |
| 2. | 5 | 2 times, last vs. Oakland (01/04/1976) |
| 4. | 4 | 8 times, last at Cincinnati (01/09/2016) |

MOST FUMBLES LOST

| Rank | No. | Opponent (Date) |
|------|-----|--|
| 1. | 4 | vs. Oakland (01/04/1976) |
| 2. | 3 | 3 times, last vs. Miami (12/30/1979) |
| 5. | 2 | 7 times, last vs. Baltimore (01/15/2011) |

MOST FUMBLES LOST BY OPPONENT

| Rank | No. | Opponent (Date) |
|------|-----|--|
| 1. | 4 | vs. Houston (01/07/1979) |
| 2. | 3 | 2 times, last at Cincinnati (01/09/2016) |
| 4. | 2 | 13 times, last vs. Miami (01/08/2017) |

THE LAST TIME THE STEELERS/OPPONENT ...

Overtime Game Won

By Steelers – Pittsburgh 20, N.Y. Jets 17, AFC Divisional Playoff, 01/15/05
By Opponent – Denver 29, Pittsburgh 23, AFC Wild Card Game, 01/08/12

Shutout

By Steelers – None
By Opponent – Philadelphia 21, Pittsburgh 0, Eastern Division Playoff, 12/21/1947

Kickoff Return for TD

By Steelers – None
By Opponent – None

Punt Return for TD

By Steelers – Santonio Holmes (67 yards) vs. San Diego, AFC Divisional Playoff, 01/11/09
By Opponent – Santana Moss (75 yards) vs. N.Y. Jets, AFC Divisional Playoff, 01/15/05

Interception Return for TD

By Steelers – James Harrison (100 yards) vs. Arizona, Super Bowl XLIII, 02/01/09
By Opponent – Nick Collins (37 yards) vs. Green Bay, Super Bowl XLV, 02/06/11

Fumble Return for TD

By Steelers – William Gay (19 yards) vs. N.Y. Jets, AFC Championship Game, 01/23/11
By Opponent – Telvin Smith (50 yards) vs. Jacksonville, AFC Divisional Playoff, 01/14/18

Blocked Punt

By Steelers – None
By Opponent – Keith Cash, at Kansas City, AFC Wild Card Game, 01/08/94

Blocked Punt for TD

By Steelers – None
By Opponent – Terry Brown, vs. Minnesota, Super Bowl IX, 01/12/75

Blocked Field Goal

By Steelers – None
By Opponent – Brian Mitchell, vs. New England, AFC Championship Game, 01/27/02

Blocked Field Goal for TD

By Steelers – None
By Opponent – Antwan Harris (49 yards), vs. New England, AFC Championship Game, 01/27/02

Safety Scored

By Steelers – vs. Baltimore, AFC Wild Card Game, (Punt blocked by Shamarko Thomas out of end zone), 01/03/15
By Opponent – vs. N.Y. Jets, AFC Championship Game, (Ben Roethlisberger tackled by Mike Devito), 01/23/11

100 Yards Rushing

By Steelers – Le'Veon Bell (170) at Kansas City, AFC Divisional Playoff, 01/15/17
By Opponent – Leonard Fournette (109 yards) vs. Jacksonville, AFC Divisional Playoff, 01/14/18

Two 100-yard Rushers in Same Game

By Steelers – None
By Opponent – None

200 Yards Rushing

By Steelers – None
By Opponent – None

300 Yards Passing

By Steelers – Ben Roethlisberger (469) vs. Jacksonville, AFC Divisional Playoff, 01/14/15
By Opponent – Tom Brady (384) at New England, AFC Championship Game, 01/22/17

400 Yards Passing

By Steelers – Roethlisberger (469) vs. Jacksonville, AFC Divisional Playoff, 01/14/15
By Opponent – Patrick Mahomes (404) at Kansas City, AFC Wild Card, 01/16/22

500 Yards Passing

By Steelers – Roethlisberger (501) vs. Cleveland, AFC Wild Card Playoff, 01/10/21
By Opponent – None

200 Yards Receiving

By Steelers – None
By Opponent – Demaryius Thomas (204 yards) at Denver, AFC Wild Card Game, 01/08/12

Four TD Passes

By Steelers – Roethlisberger (4) vs. Cleveland, AFC Wild Card Playoff, 01/10/21
By Opponent – Dan Marino, vs. Miami, AFC Championship Game, 01/06/85

Five TD Passes

By Steelers – Ben Roethlisberger, vs. Jacksonville, AFC Divisional Playoff, 01/14/18
By Opponent – Patrick Mahomes (5) at Kansas City, AFC Wild Card, 01/16/22

Six TD Passes

By Steelers – None
By Opponent – None

Three TD Receptions

By Steelers – None
By Opponent – None

Four TD Receptions

By Steelers – None
By Opponent – None

Three TDs Rushing

By Steelers – Franco Harris, vs. Buffalo, AFC Divisional Playoff, 12/22/74
By Opponent – Leonard Fournette, vs. Jacksonville, AFC Divisional Playoff, 01/14/18

Four Field Goals

By Steelers – Chris Boswell, at Kansas City, AFC Divisional Playoff, 01/15/17 (6)
By Opponent – Brandon McManus, at Denver, AFC Divisional Playoff, 01/17/16

THE LAST TIME THE STEELERS/OPPONENT ...

Five Field Goals

By Steelers – **Chris Boswell**, at Kansas City, AFC Divisional Playoff, 01/15/17 (6)
By Opponent – Brandon McManus, at Denver, AFC Divisional Playoff, 01/17/16

Six Field Goals

By Steelers – **Chris Boswell**, at Kansas City, AFC Divisional Playoff, 01/15/17
By Opponent – None

Three Interceptions

By Steelers – None
By Opponent – None

Four Interceptions

By Steelers – None
By Opponent – None

Three Sacks

By Steelers – James Harrison, vs. Baltimore, AFC Divisional Playoff, 01/15/11
By Opponent – Terrell Suggs, vs. Baltimore, AFC Divisional Playoff, 01/15/11

Four Sacks

By Steelers – None
By Opponent – None

Five Sacks

By Steelers – None
By Opponent – None

500 Yards of Total Offense

By Steelers – 553 (52 rushing, 501 passing) vs. Cleveland, AFC Wild Card Playoff, 01/10/21
By Opponent – 569 (134 rushing, 435 passing) vs. Miami, AFC Championship Game, 01/06/85

Limited Team to Under 100 Yards of Total Offense

By Steelers – None
By Opponent – None

Three Interceptions (TEAM)

By Steelers – vs. Baltimore, AFC Championship Game, 01/18/09
By Opponent – vs. Jacksonville, AFC Wild Card Game, 01/05/08

Four Interceptions (TEAM)

By Steelers – None
By Opponent – vs. Cleveland, AFC Wild Card, 01/10/21

Five Interceptions (TEAM)

By Steelers – vs. Houston, AFC Championship Game, 01/07/79
By Opponent – None

Five Takeaways (TEAM)

By Steelers – vs. Houston (9), AFC Championship Game (5 INT, 4 FUM), 01/07/79
By Opponent – vs. Cleveland, AFC Wild Card (4 INT, 1 FUM), 01/10/21

Six Takeaways (TEAM)

By Steelers – vs. Houston (9), AFC Championship Game (5 INT, 4 FUM), 01/07/79
By Opponent – vs. Oakland (8), AFC Championship Game (3 INT, 5 FUM), 01/04/76

Two 100–Yard Receivers in Same Game

By Steelers – vs. Cleveland (Smith-Schuster 13-157, **Johnson** 11-117), AFC Wild Card, 01/10/21
By Opponent – at New England (Hogan 9 – 180, Edelman 8 – 118), AFC Championship Game, 01/22/17

100 Yards Rushing (TEAM)

By Steelers – at Kansas City, AFC Divisional Playoff (34-171), 01/15/17
By Opponent – at Kansas City, AFC Wild Card (22-106), 01/16/22

200 Yards Rushing (TEAM)

By Steelers – vs. Indianapolis, AFC Wild Card Game (51–231), 12/29/96
By Opponent – at Oakland, AFC Divisional Playoff (55–232), 12/22/73

100–Yard Rusher and 100–Yard Receiver

By Steelers – at Kansas City, AFC Divisional Playoff (Bell 170, A. Brown 108), 01/15/17
By Opponent – vs. San Diego, AFC Wild Card Game (Muncie 126, Chandler 124, Winslow 102), 01/09/83

100–Yard Rusher and Two 100–Yard Receivers

By Steelers – None
By Opponent – 01/09/83 vs. San Diego, AFC Wild Card Game (Muncie 126, Chandler 124, Winslow 102)

100–Yard Rusher, 300–Yard Passer and 100–Yard Receiver

By Steelers – None
By Opponent – 01/09/83 vs. San Diego, AFC Wild Card Game (Muncie 126, Fouts 333, Chandler 124, Winslow 102)

100–Yard Rusher, 300–Yard Passer and Two 100–Yard Receiver

By Steelers – None
By Opponent – 01/09/83 vs. San Diego, AFC Wild Card Game (Muncie 126, Fouts 333, Chandler 124, Winslow 102)

100–Yard Rusher and 300–Yard Passer

By Steelers – None
By Opponent – 01/09/83 vs. San Diego, AFC Wild Card Game (Muncie 126, Fouts 333)

Two 100–Yard Receivers and 300–Yard Passer

By Steelers – 01/10/21 vs. Cleveland, AFC Wild Card Playoff (Smith-Schuster 13-157, **Johnson** 11-117, Roethlisberger 501)
By Opponent – 01/22/17 at New England, AFC Championship Game (Brady 384, Hogan 180, Edelman 118)

100–Yard Rusher, 100–Yard Receiver, 200–Yard Receiver and 400–Yard Passer

By Steelers – None
By Opponent – None

100–Yard Rusher, Two 100–Yard Receivers and 400–Yard Passer

By Steelers – None
By Opponent – None

THE LAST TIME THE STEELERS/OPPONENT...

Three 100–Yard Receivers and 300–Yard Passer

By Steelers – None
By Opponent – None

Three Rushing Touchdowns

By Steelers – 01/11/09 vs. San Diego, AFC Divisional Playoff (Parker 2, Russell 1)
By Opponent – 01/04/18 vs. Jacksonville, AFC Divisional Playoff (Fournette 3, Yeldon 1)

Four Rushing Touchdowns

By Steelers – 12/29/96, vs. Indianapolis, AFC Wild Card Game (Bettis 2, Stewart 2, Witman 1)
By Opponent – 01/14/18 vs. Jacksonville, AFC Divisional Playoff (Fournette 3, Yeldon 1)

Five Rushing Touchdowns

By Steelers – 12/29/96, vs. Indianapolis, AFC Wild Card Game (Bettis 2, Stewart 2, Witman 1)
By Opponent – None

Three Touchdown Passes

By Steelers – 01/14/18 vs. Jacksonville, AFC Divisional Playoff (Roethlisberger 5)
By Opponent – 01/22/17 at New England, AFC Championship Game (Brady 3)

Four Touchdown Passes

By Steelers – 01/14/18 vs. Jacksonville, AFC Divisional Playoff (Roethlisberger 5)
By Opponent – 01/06/85 vs. Miami, AFC Championship Game (Marino 4)

Five Touchdown Passes

By Steelers – 01/14/18 vs. Jacksonville, AFC Divisional Playoff (Roethlisberger 5)
By Opponent – None

Six Touchdown Passes

By Steelers – None
By Opponent – None

Six Sacks

By Steelers – None
By Opponent – 01/15/11 vs. Baltimore, AFC Divisional Playoff (6–34)

Seven or More Sacks

By Steelers – None
By Opponent – 01/09/93 vs. Buffalo, AFC Divisional Playoff (7–52)

Two Opponent Fumble Recoveries

By Steelers – 01/08/17 vs. Miami, AFC Wild Card Game (Tuitt, Walton)
By Opponent – 01/15/11 vs. Baltimore, AFC Divisional Playoff (Redding, Reed)

Shutout on Road

By Steelers – None
By Opponent – None

Shutout at Home

By Steelers – None
By Opponent – 12/21/47 vs. Philadelphia (21–0), Eastern Division Playoff

OT Win Away from Pittsburgh

By Steelers – 01/31/89 at Houston, AFC Wild Card Game (23–20)
By Opponent – 01/08/12 at Denver, AFC Wild Card Game (29–23)

OT Win in Pittsburgh

By Steelers – 01/15/05 vs. N.Y. Jets, AFC Divisional Playoff (20–17)
By Opponent – None

40 Points

By Steelers – 01/14/18 vs. Jacksonville, AFC Divisional Playoff (42–45)
By Opponent – 01/16/22 at Kansas City, AFC Wild Card (42–21)

50 Points

By Steelers – None
By Opponent – None

Two–Point Conversion

By Steelers – 01/22/17 at New England, AFC Championship Game (Roethlisberger pass to D. Williams)
By Opponent – 01/17/16 at Denver, AFC Divisional Playoff [Peyton Manning pass to Demaryius Thomas]

Missed Point–After–Touchdown Attempt

By Steelers – 01/22/17 at New England, AFC Championship Game (Chris Boswell kick failed)
By Opponent – 01/22/17 at New England, AFC Championship Game (Stephen Gostkowski kick failed)