



2023

Season in Review

PITTSBURGH STEELERS COMMUNICATIONS

Burt Lauten - Senior Director of Communications
 Michael Bertsch - Communications Manager
 Angela Tegnella - Communications Coordinator
 MacKaiya Cherry - Communications Assistant/Social Media
 Keshawne Perkins - Communications Intern



UPMC ROONEY SPORTS COMPLEX

PITTSBURGH STEELERS

3400 South Water Street • Pittsburgh, PA 15203
 412-432-7820

PITTSBURGH STEELERS

2023 SEASON IN-REVIEW

WHAT'S INSIDE			
2	Table of Contents	322	
3	Covering The Steelers	323-324	
4-7	Tomlin Final Press Conference	325	
SEASON IN REVIEW		326	
9-13	Steelers in the Playoffs	327	
13-45	Team Notes	328	
45-65	Team/Individual Defense Notes	329	
65-73	Team/Individual Offense Notes	330-332	
73-75	Team/Individual Special Team Notes	333	
75	Miscellaneous Notes	334	
76-86	Mike Tomlin Notes	335	
87	Mike Tomlin's Record When	336	
88	NFL Standings & Results	337	
89	Steelers Record When	338	
90-107	Game Summaries	339	
108-112	Weekly Division Playoff Race	FINAL POSTSEASON STATISTICS	
113	All-Time NFL Rankings	341	Results/Team & Individual Stats
114-118	All-Time Individual Leaders	342	Defensive Stats
119	Starting QB Records	343	Special Team Tackles
120-123	Rushing/Receiving Combinations	344-345	Starting Lineups/Player Participation
124-125	Steelers in Domes	346	Individual Game Highs
126-131	The Last Time (Regular/Postseason)	347-348	Big Run (10+)/Pass Plays (20+)
FINAL ROSTERS		349-350	Big Plays/Opponent (GBG)
133-134	Alphabetical/Numerical Roster	351	Big Returns/Opponent
135-136	Positional Roster/By Experience	352-353	Drive Charts/Opening Drive
137	How the Steelers Were Built	354-355	Drive Production/Opponent (GBG)
138-140	Depth Chart/Transactions	356-357	Scoring Drives/Opponent
STEELERS		358-359	Long Drives/Opponent
142-282	Updated Player Bios	360-361	Red-Zone Efficiency/Opponent
FINAL REGULAR-SEASON STATISTICS		362	Yards Gained by Down
284	Results/Team & Individual Stats	363	Third Down Efficiency/Opponent
285	Defensive Stats	364	Fourth Down Efficiency/Opponent
286	Special Team Tackles	365	Defensive Summaries
287-288	Starting Lineups/Player Participation	366	Defensive Stats (GBG)
289-290	Individual Game Highs	367-368	Offense/Defense Stats (GBG)
291	Big Yardage Games	369	Turnover Chart
292-293	Big Run (10+)/Pass Plays (20+)	370	Takeaway/Giveaway Chart
294-295	Big Plays/Opponent (GBG)	371	Individual GBG (Passing)
296	Big Returns/Opponent	372	Individual GBG (Rushing)
297-301	Drive Charts/Opening Drive	373	Individual GBG (Receiving)
302-303	Drive Production/Opponent (GBG)	374	Individual GBG (Defense)
304-306	Scoring Drives/Opponent	375	Individual GBG (Special Teams)
307-308	Long Drives/Opponent	376	Individual GBG (Punting)
309-310	Red-Zone Efficiency/Opponent	377	Individual GBG (Field Goals)
311	Yards Gained by Down	378	Individual GBG (Kickoff Returns)
312	Third Down Efficiency/Opponent	379	Individual GBG (Punt Returns)
313	Fourth Down Efficiency/Opponent	POSTSEASON HISTORY	
314-319	Defensive Summaries	381-382	Postseason Starting QBs
320	Defensive Stats (GBG)	383-418	Postseason Game Summaries
321	Team Rankings	419-437	Postseason Record Book

PRESEASON SCHEDULE (3-0)				
Day	Date	Opponent	TV	Result
Sat.	Aug. 11	at Tampa Bay		W, 27-17
Sat.	Aug. 19	Buffalo		W, 27-15
Sun.	Aug. 24	at Atlanta		W, 24-0
REGULAR SEASON SCHEDULE (10-7)				
Day	Date	Opponent	TV	Result
Sun.	Sept. 10	San Francisco	FOX	L, 7-30
Mon.	Sept. 18	Cleveland		W, 26-22
Sun.	Sept. 24	at Las Vegas		W, 23-18
Sun.	Oct. 1	at Houston		L, 6-30
Sun.	Oct. 8	Baltimore		W, 17-10
BYE WEEK				
Sun.	Oct. 22	at L.A. Rams	FOX	W, 24-17
Sun.	Oct. 29	Jacksonville		L, 10-20
Thur.	Nov. 2	Tennessee		W, 20-16
Sun.	Nov. 12	Green Bay		W, 23-19
Sun.	Nov. 19	at Cleveland		L, 10-13
Sun.	Nov. 26	at Cincinnati		W, 16-10
Thur.	Dec. 3	Arizona		L, 10-24
Sun.	Dec. 7	New England		L, 18-21
Sat.	Dec. 16	at Indianapolis		L, 13-30
Sat.	Dec. 23	Cincinnati		W, 34-11
Sun.	Dec. 31	at Seattle	FOX	W, 30-23
Sat.	Jan. 6	at Baltimore	ESPN	W, 17-10
Home games in BOLD				
2023 POSTSEASON SCHEDULE				
Day	Date	Opponent	TV	Result
Mon.	Jan. 15	at Buffalo		W, 31-17
2024 OPPONENTS				
HOME		AWAY		
Baltimore Ravens	Cincinnati Bengals	Cleveland Browns	Dallas Cowboys	Kansas City Chiefs
L.A. Chargers	N.Y. Giants	N.Y. Jets	Baltimore Ravens	Cincinnati Bengals
Cleveland Browns	Atlanta Falcons	Denver Broncos	Indianapolis Colts	Las Vegas Raiders
Dallas Cowboys	Philadelphia Eagles	Washington Commanders		
Kansas City Chiefs				
L.A. Chargers				
N.Y. Giants				
N.Y. Jets				
@STEELERSPRDEPT				
The Steelers Communications Department X account is the primary platform for how the team disseminates news and information, including press releases, media advisories, practice/media availability times, in-game updates and more.				
WWW.STEELERS.COM				
For the most up-to-date information on the Pittsburgh Steelers, visit the official website at www.steelers.com . Updated daily, the website has the most extensive information and comprehensive news on the Steelers.				

PITTSBURGH STEELERS ON OMG

- The Steelers media website is www.NFL.com. Please follow the link and click on the Steelers logo to access the team's page.
- For general access to the NFL OMG site, use the following user name (steelersmedia) and password (steelersmedia).
- For customized access to the NFL OMG site, please **KeShawne Perkins** at PerkinsK@steelers.nfl.com. An account will be setup that utilizes your email address as your username and "SteelersMedia" as your password.
- The Steelers interactive site will contain the complete 2023 Media Guide, all weekly game releases, player bios and rosters, Steelers staff information and bios, weekly flip cards, a game tracker, all Steelers team and individual records and statistics, Steelers historical information, daily press releases and transcripts and much more.
- The game releases and media guide are updated weekly during the season and available in a PDF format. Team notes, player bios, team and individual records, miscellaneous stats and game summaries are updated following each game and posted on the site.
- On gamedays, the site will host live statistics, updated player notes, postgame quotes and more. It is an easy-to use, one-stop shop for all media needs and information regarding the Steelers.
- The Steelers Communications department will accept credential requests through <https://www.nfl.com/members/main/credentialing> for all home games. The credential site will be available 24 hours a day, seven days a week. The site serves as the team's only media credentialing system. A credential must be requested by an editor through the website in order to cover Steelers' home games. Emailed requests will not be accepted.

NFLCOMMUNICATIONS.COM

- Journalists worldwide have access to the dedicated media website featuring news from the NFL and its teams. Daily releases, statistics, domestic and international NFL updates and other information about the NFL are available.

OFFICIAL STEELERS WEBSITE

- Media and fans can read about the latest Steelers news on the official Steelers website. The site, www.steelers.com, features breaking news statistics, player biographies and much more.

STEELERS NATION HD RADIO

- Steelers Nation Radio is a 24-hour/day HD radio station dedicated specifically to the Pittsburgh Steelers. It can be heard on www.steelers.com, the official Steelers app or the iheart app on your smartphone, and at 102.5 WDVE HD2.
- A daily schedule of what is on Steelers Nation HD Radio is available at www.facebook.com/steelersnationradio.

STEELERS RADIO COVERAGE

For the 25th consecutive year, WDVE-FM (102.5) and WBGG-AM (970) are carrying all Steelers games.

Additionally, Steelers games can be heard on a 48-station network spanning Pennsylvania, West Virginia, Ohio, Maryland, New York and South Carolina. All Steelers games will be broadcast in both English and Spanish on Steelers.com.

For the 30th straight season, Bill Hillgrove serves as the "Voice of the Steelers" and handles play-by-play duties for the broadcast. Joining Hillgrove for his 22nd season is former Steelers offensive lineman Craig Wolfley, who provides analysis. In her fifth year, Missi Matthews will be on the sideline throughout the regular season. Former Steelers offensive lineman Max Starks will provide sideline analysis.

Fans in Mexico can listen to broadcasts on Grupo Imagen and games are heard on www.steelers.com/espanol. Stations on the Steelers Radio Network include:

FLAGSHIP STATIONS

WDVE-FM (102.5), WBGG-AM (970)

AFFILIATES**PENNSYLVANIA**

Altoona-WVAM (1430)
 Altoona-WRKY (104.9)
 Beaver Falls-WBVP (1230)
 Beaver Falls-WMBA (1460)
 Bedford-WBVE (107.5)
 Butler-WISR (680)
 Chambersburg-WCHA (800)
 Clarendon-WKNB (104.3)
 Clarion-WCCR (92.7)
 Cooperstown-WUJZ (107.7)
 DuBois-WIFT (102.1)
 DuBois-WKFT (101.3)
 Erie-WRKT (104.9)
 Johnstown-WNTJ (1490)
 Johnstown-WRWK (99.1)
 Latrobe-WCNS (1480)
 Milton-WVLY (100.9)
 Saegertown-WUZZ (94.3)
 Somerset-WNTI (990)
 Starview-WONN (92.7)
 State College-WQWK (1450)
 Uniontown-WMBS (590)
 Washington-WJPA (1450)
 Williamsport-WCCR (99.3)
 Williamsport-WZXR (103.7)

MARYLAND

Cumberland-WRQE (106.1)
 Hagerstown-WHAG (1410)

OHIO

Fremont-WOHF (92.1)
 Marietta-WJAW (630)
 Youngstown-WNIO (1390)

VIRGINIA

Vienna-WDMX (100.1)

WEST VIRGINIA

Fairmont-WRLF (94.3)
 Fairmont-WMMN (920)
 New Martinsville-WXCR (92.3)

COMMUNICATIONS STAFF

Senior Director of Communications	Burt Lauten	lautenb@steelers.nfl.com	412-432-7821
Communications Manager	Michael Bertsch	bertschm@steelers.nfl.com	412-432-7822
Communications Coordinator	Angela Tegnelia	tegneliaa@steelers.nfl.com	412-432-7820
Communications Assistant/Social Media	MacKaiya Cherry	cherry@steelers.nfl.com	412-432-7893
Communications Intern	KeShawne Perkins	perkinsk@steelers.nfl.com	412-432-7800 x6019

@STEELERSPRDEPT

The Steelers Communications Department has created an X account for media to follow for news and information. The department's X account is the primary platform for how the team disseminates news and information including press releases, media advisories, practice and media availability times and more.

Opening Statement:

Good afternoon. In a little better mood today, man. Anybody got any contract questions? I'll say this, I certainly could have handled that situation better than I did, but I'll also say this. I just believe there's a time and place for everything and postgame press conferences are probably not the place to address contract issues and things of that nature. It's just a very individual thing and on game day, I doubt any of us are in that mindset. Certainly, I am not. What's required to do what it is that we do. The amount of focus pouring into a collective. I'm just not in that mind state and I just don't believe that's the appropriate venue to talk about things of that nature. Certainly, open and willing to do it today in this venue. In assessing our last performance in the season, you know, I'm proud of the guys, proud of their fight. I'm certainly disappointed that we're not preparing to play this week. I know that they are. It comes to a screeching halt. These are awkward days kind of at the end of the season. And so, we're finding our footing. We're doing appropriate things, exit interviews, I'm in the midst of beginning those things with players and staffing. The players themselves are exiting appropriately, meeting with coaches, departmental meetings, training staff, equipment, strength and conditioning, etc., nutrition. Those are the things that kind of go on this time of year in an effort to review what transpired, to gather information all so that when the time is right, man, we start building for 2024. We do so with that information, with those lessons learned, with that experience individually and collectively. And so, we have a lot of work ahead of us. There were some things to be proud of. Obviously, there's some things that require a lot of attention and work. But first and foremost, man we got to information gather. We got to assess what transpired. Those who are lacking health obviously have to address that sooner rather than later. We're not into medical issues lingering into the offseason. We'll probably have a few surgeries scheduled. I don't have that list. Nothing major, some cleanup procedural things but nothing major. T.J.'s (Watt) rehabilitation is going well. He probably would have been available had we played this week. Got a couple guys in the concussion protocol from the last performance, Joey Porter Jr. and Allen Robinson. I imagine that that is running its course. The rest of the things are exit interview and nature clean ups, etc. We got some guys that are on IR that have been on IR, that their rehabilitation processes are running their courses. From a coaching perspective, obviously, things never stay the same. I'm appreciative of this collective and what they were willing to do all the while understanding that there will be changes. I think those of us that are in this business understand that. We'll thoughtfully and intentionally go about that. Just really at the infancy of that as well in terms of gathering information about outside candidates and what the process of interviewing looks like in 2024. Particularly, from the coordinator perspective, and some procedural things that you got to go through in an effort to be in compliance with New York. We'll respect those things and go about those things appropriately. But more than anything, man I'm just disappointed with not working. I understand the road gets narrower, but man, we work 12-months to be on it and we have to acknowledge that we're not. There are consequences of that obviously. And so, it's tough, but we're built for it. This is the life we chose man. It's an honor to lead this group, to chase what it is that we're chasing continually. I'll pause and open it up for questions.

Do you perceive either Eddie (Faulkner) or Mike Sullivan as being candidates for the offensive coordinator job?

You know, not at this juncture, man. I'm looking at outside candidates and lining up the pecking order there. I am appreciative of their efforts in terms of what they did for us down the stretch. But I'm looking at outside candidates at this juncture.

Will Kenny (Pickett) resume his QB1 status?

You know, he will, but obviously, there will be competition. There's always competition in this thing. We don't anoint anyone. Man, I'm appreciative of his efforts and where he is and excited about continuing to work with him. But certainly, he will be challenged from a competition perspective moving forward. Competition brings the best out in all of us.

Is it the hope of the franchise that Mason Rudolph will be back and providing that competition?

It is, but he is a free agent, and it is free agency. And so, we'll see where that leads us.

You told the guys the other day in the meeting, I guess, that you intend to be back, disregarding the rumors that were floating out there. You expect to get an extension this year?

Yes, I expect to be back, and I would imagine that those contract things are going to run their course man. Art (Rooney II) and I have a really good transparent relationship. We communicate continually and often. I don't imagine this is going to be an issue and I imagine it's going to get done in a timely manner, at the appropriate time. But, you know, my mindset is to coach this football team, certainly.

Diontae Johnson said that he hopes Mason Rudolph gets the job. Do you worry about a competition situation potentially dividing the room or the team?

I do not. I think competition is good. I think it's good for all of us. I think it brings out the best in all of us.

Do you expect the competition to be between Mason Rudolph and Kenny (Pickett) or are you trying to bring someone else in, rather than be draft or outside?

Again, we got a lot of decisions regarding free agency. Mason (Rudolph) is scheduled to be a free agent. And so, I'd be speculating about some of those things.

What are the things you're looking for in a new offensive coordinator? Where do you feel like you guys need to evolve as an offense?

You know, I want us to be versatile and dynamic. Obviously, we've got to score more points. I want to be able to keep defenses off balance. I wanted to utilize all the talent that we have at our disposal. I'm excited about this process and the talent pool out there based on what I've seen thus far. I'm really open to kind of learning through this process man and seeing what people have to say about their visions. And so, certainly, I have a vision of what it looks like but certainly open to learning through this process.

You've gone in-house for these last couple of coordinator hires. Why go outside this time?

I just feel it's appropriate.

How do you evaluate decisions about your future? Contract status aside. But at the conclusion of each season, how do you make that decision and how has that changed over the course of your career?

I don't know that it has. I coached football, that's what I do. I'm respectful of the position that I hold. I have no sense of entitlement in terms of what I do. I just got a high level of respect for what we all do in this space, and I try to earn it daily. And I think that's just my mentality. I don't ponder a lot of things. I'm appreciative of things daily. And I tried to work with urgency daily. And I don't know that that has changed. It probably hasn't from my perspective. I'm always on go.

When it comes to hiring offensive coordinator, who will be some of the people having a say in that decision?

It'll be a small group. It'll be obviously, myself, Art Rooney II and Omar Khan.

Would you prefer that this person have prior NFL coordinating experience with your last few hires?

Yes.

Would you consider adding to your offensive staff, maybe someone that could help oversee or bring new ideas?

Certainly. I'm looking at all components of staffing as part of the annual end of the season review and additions in terms of expertise is certainly a component of that.

Did (Mason) Rudolph change your perception of him or what he might be capable of this year?

Oh certainly. I don't think that any of us can deny what we've seen over the last month or so. I cannot underscore how impressive it is to be ready. Forget performance man, to be ready, to deliver and he was. And that preparedness showed. And so, certainly. You know we're less speculative about his capabilities because there's evidence of it. And evidence of it in tough circumstances.

Does the fact that he came into two training camps and came out as the number three quarterback and when he got to play, he gave you some of the best results you've gotten, give you some pause or tell you to look into the processes that led you to decide that he was going to be the number three in the last two years?

No, oftentimes I say there's a fine line between being a Pro Bowler and a backup in our business and it is. And so, you know, I'm not surprised by anything that has transpired man. He is very capable. They all are across positions. I just think that when you're at the tip top of the food chain, that's how it is. And it's our job as professionals man to be ready and to let our talent show. He did those things.

What's your confidence level in Kenny (Pickett)? Not just on the field but everything that comes with being starting quarterback, captain, leader of this team?

I'm extremely confident in him. I feel stronger about some of the intangible things than I did obviously when we first started doing business with him because I have evidence of it. He's highly competitive and professional. He doesn't run from challenges, he runs to challenges. I think that's evident in the way he plays, particularly at the end of close football games. He's got a good framework to work with and for a young guy he's mature beyond his years. I'm excited about him.

With that being said, is he at the point of his career now where some of that improvement has to be tangible?

Certainly, it's a big year for him. We met this morning, and we acknowledge that. It is a huge year for him. But I'm also excited about just watching him wear that component of it because I just, I know how he's wired and built and I'm excited about watching him attack it.

The last four times you guys have been in the playoffs it was one-and-done. What is the goal of this organization moving forward and what's being done to kind of get there?

We want to be world champions. Every year, we build with that intention. We're not this year. So, there's disappointment obviously with that. There are consequences of that. We're really just at the beginning stages of assessing the why. And then continually plotting a course to move forward. Those will be our intentions in 2024 to be world champions.

Of your goals in 2023. What did you accomplish?

You know, I'm not looking to seek comfort. We wanted to be world champs. The tournament is still ongoing and we're not in it. And so, from that perspective, we fell short. And so, I'm less concerned about some of the boxes we checked. And really, I'm just at the information gathering stage of all of this in an effort to position ourselves where we're not having this conversation, you know, 12, 13-months from now.

You got some really powerful endorsements from your players over the last couple of days and that's not necessarily anything new. But just to continue to hear that from your guys, what does it mean you've still have the backing from the locker room?

You know, I don't know what you're referring to, but you cannot have unique results without unique relationships. What we seek is unique. And so, what we give better be unique. And I better be at the front of that line. And I'm a willing participant in that way.

In that same vein while the players were unanimous in supporting you and the coaching staff, several also mentioned that they think there should be changes to rules regarding structure and discipline. How do you incorporate that feedback into your offseason evaluation?

I do annually. That's what these exit interviews are about. You know, one man's perspective is just one man's perspective, but I meet with everyone and somewhere in there lies reality. And I'm always open to changing and doing what's necessary in an effort to move this collective forward, in an effort to be world champs next year, certainly.

From your perspective, do there need to be changes dealing with structure and disciplines?

There certainly needs to be changes. We can't do the same things and expect a different result. I'm open and willing to do that, certainly.

When you're looking for a coordinator, how much is it based on trying to get the best out of your quarterback or Kenny (Pickett)?

It's a significant component of it. This game is quarterback-driven. Offenses are quarterback driven. And so, their expertise in that area is a significant component of the search from my perspective.

You talked about the offensive coordinator search. Are there any plans to change any of the defensive staff moving forward?

You know, I'm not going to speculate about staffing at this juncture. I just acknowledge that things change this time of year. It's just a component of our business at this level. And I'm sensitive in respect to it.

You mentioned being always on go. Has that level of go changed at all from year one going into year 17?

You know, it's probably intensified, to be quite honest with you. Man, I just see things with greater clarity through experience. And so, it's probably intensified.

The reason I asked is because the stuff that was coming from outside of this room is that you might need a year off, you might be burned out. Is there any sense. I mean, I don't see that. Is there any sense of that from within, from your own perspective?

You guys are probably better equipped to understand the origins of some of that stuff than I am to be quite honest with you. I understand speculation is a component of what it is that we do. I try not to get caught up in it or distracted by it. Particularly, when it's not where I'm at. And so, that's been my mindset regarding it.

Did you tell anyone that you plan to take a year off?

No.

We've asked you about Kenny (Pickett) and Mason (Rudolph). Where are things with Mitch (Trubisky) from the franchise's point of view and was it communicated to you?

I haven't met with Mitch (Trubisky) yet. And so, we're at the very early stages of some of that stuff. We'll see where the road leads us.

The games that (Mason) Rudolph quarterbacked, did the approach become more aggressive? Did the play calling change significantly? Or did he just maybe perform at a higher level of consistency than the other two guys?

You know, he performed very well. But our intentions were our intentions, you know. There was no tomorrow. And so, we were aggressive in nature and in about every component of what it is that we did over that stretch.

In hindsight, was it a little too much protect the ball and not enough score the ball?

You know, I'll assess all of those things. But we're just at the very infancy of reviewing. You can paint with a broad brush sometimes and that's probably not my style. I'm just probably more slow-moving in terms of information gathering and assessing what transpired all in an effort to do it better the next time.

Do you plan to continue to jump into the scouting stuff and the pro days and the combined stuff right after this?

Absolutely.

Do you view Broderick Jones as your left tackle next season, or do you think he'll stay on the right side?

Undecided as of yet. Obviously, he has capabilities in that area, but he was more than capable at right tackle as well.

Are you at the point where you might go year-to-year with what you want to do, or do you still look at the big picture and you'll stay as long as they'll have you?

Man, I just like coming to work man. My car key works. I'm going to keep doing so. I'm just probably, I don't spend a lot of time from a big picture perspective. I just don't.

Is there an importance to have an extension just as you're interviewing OC candidates and also looking to let them know there's some stability?

No question that's a component of it. You know, filling less questions from you guys regarding those things is a component of it. But that's probably the only level of importance for me, to be quite honest with you. You know, security is cool, but it's not a top priority for me. I've seen a lot. I'm not job scared. But it does provide less questions and things of that nature, certainly.

The other times that you've had extensions it's usually taken place at Saint Vincent. Do you need to get it done earlier because of those things?

It'll get done when it gets done. I'm not going to speculate about that. You know, that's not a top priority for me, to be quite honest with you in terms of the timeliness of it.

Before they all got hurt, did you like what you were seeing from the collective at the inside linebacker position? Would you like to try to reconglomerate that whole group?

You know, we were getting better production from that group. Ball production, forced fumbles, turnovers, interceptions, etc. But the attrition component was a treacherous thing to navigate. And so, you know, we got some decisions to make around that position particularly and others, but the health factor was significant.

Do you expect to have Cole (Holcomb) back by training camp?

He has a target date in terms of readiness there, but it's still probably early. I'll have a more definitive posture on that probably when we get closer to OTAs and we start speculating about some of those things then.

I know you said it'll be a competition most likely, but do you believe that next year's quarterback is currently on your roster?

Yes.

How would you assess as an overall class your rookies this year?

You know, I thought we got quality production from them. In many instances, they didn't wilt, which was good. We were thoughtful about their participation in most instances early on and an effort so that they could be available for us down the stretch. That played out relatively well, to be quite honest with you. I'm excited about the group. Guys in that group, I think they got bright futures ahead of them and excited about being a component of their development.

Do you view a gap between yourself, this team and the teams that are playing this weekend are smaller than it was a year ago?

Then it was a year ago, certainly. But we're watching and not playing. And so, you know there's work to be done.

You've been in this pocket for a while. Right around a little over .500, in the playoffs but not for very long as opposed to being you know, three and 14 and having to blow it up. Can that make it more difficult to piece together what needs to be done to get you guys to close that gap?

It all sucks. It does. There's not degrees of suck. It all sucks. I'd rather be working. The thought of going to Mobile (Alabama) turns my stomach. Not that I dislike mobile, but I know what it's like when you're working and you're not in Mobile. It's a really good feeling to be in that tournament as the road gets narrow. And to be living out the things that you aspired to live out over the last 12-months. And so, it's not us and it sucks.

Seven straight years of not advancing in the dance. What gives you confidence you're still the right guy?

Fifty-one years of life. I mentioned that I think in this setting earlier. I'm not lacking confidence in my ability to do the job while at the same time there's frustration because I want that confetti for this group. And so, whatever we got to do to do it, whatever changes need to be made. I'm open to it.

You talk about wanting some confetti for the group. How much specifically a guy like Cam Heyward, you know, been here for a long time, is the heart and soul of the team. If he does decide to come back. How much does wanting that guy to experience a championship now as opposed to in the next two or three years?

I think I always move in that urgency. You know, I think you can point to guys like that annually that are deserving of being champions and you want them to have that taste. It's probably one of my biggest regrets professionally is that Maurkice Pouncey, for example is not a world champion because that guy is. And so, that is a motivating factor for me certainly, but continually it is.

Did you guys find anything? Front office changed a little bit. Did you find anything that may have changed in the evaluation process be especially impactful with last year's draft and do you think maybe you have a better beat on that now?

There certainly were some changes. You know, I've used some of those changes, it's beneficial. But you know, we'll be continually assessing that. I'm excited about getting into this process with that group again. There's usually improvement, man second lap around the track. And so, I'm excited about moving forward with them.

Along those lines, looking at the moves that Omar Khan has made in the year and a half or so since he's been GM. What's your confidence level in his ability to help put the roster construction to get you guys to that next level?

I'm very confident.

What's your confidence in Joey Porter just seeing his progress throughout the year to take on the different assignments that you guys have given him?

I'm really excited about the trajectory of his career. Probably the most impressive component of where he is, is his mindset. He wants the fight. He wants the tough coverage. He's extremely competitive in that way. And that's a great place to build from. He's got growth obviously ahead of him but that's real solid.

The fifth-year decision on Najee (Harris) is coming up. How do you assess how he's performed early through his first couple of seasons?

Man, he's been what we needed him to be. I read a stat, I think you know, he's 1000-yard rusher three straight years and how scarce that is. And I just think that speaks to his consistency, availability. He's been really solid.

Patrick Peterson is under contract. Do expect him back? Is he now the safety or cornerback?

Again, you know, we're really at the infancy of these things. I did meet with Pat (Peterson), we had a good exit interview. I'm really appreciative of his experience and professionalism and who he is as a man and player, what he's willing to do. But from a decision-making standpoint, we're just really at the infancy of it all from that standpoint.

Do you think it was difficult for Kenny (Pickett) in the last couple of weeks? I mean, he obviously was healthy enough to play and didn't. How do you think he handled it? Does that make him hungry you think?

It certainly was difficult. I was really impressed with the way he handled it. He was really professional and supportive of Mason (Rudolph). He was a great teammate. But no question that was difficult. He's a competitor. He runs to it, not away from it. And, you know, certainly, I know he wanted that experience, those big divisional games down the stretch and things of that nature. He's wired in that way.

Some of the self-evaluation that goes on this time of year to avoid being in the position Will (Graves) was talking about, where you're going into the playoffs as a seven, you're going to Buffalo, you're going to Kansas City on the road. How much of an importance is there, you use the phrase often, be light on your feet during the regular season when changes need to present themselves. Like for instance, when you're going through the rough time, that three game losing streak in early December. Do you guys have to be a little bit more quick in times like that to react?

You know, you always face challenges during the course of the season. They're always different and ever changing and complex. I think you got to continually have a hardcore plan while being light on your feet from a change perspective, while at the same time, you can't blow in the wind. And so, there's a delicate balance there if you will, and I'm comfortable walking that. It's always different, because the variables are many and different. Certainly, I hated that three-game stretch. I realized how significant it was in our positioning, but we'll be faced with challenges moving forward. And in some ways, they'll be similar but probably in a lot of ways they'll be different and probably require different moves and so forth. And so, I think that's what I just respect about this. How fragile and challenging it is. That's one of the reasons why I love it.

Because of that does it get more difficult to turn the page on each season. When we asked you in Latrobe, you mentioned, I know I have more football behind me than in front of me. Does that make it more difficult to kind of move past the disappointment?

You know, it comes to a screeching halt. I don't know that you have an option, you know. Sometimes, I don't want to move past it. Sometimes, I just want to be here for a minute in an effort to improve. And so, that's probably where I am honestly as I stand here today.

I think last offseason, the Steelers signed the most free agents they've ever had. That was the first offseason with the new GM, is it kind of circumstantial you see more veteran type starters?

Again, we're really at the very infancy of planning. We're open to doing business, certainly, and utilizing all things at our disposal to put together a strong group. We had some success in free agency last year. But as I've mentioned repeatedly in the past, oftentimes our interest in free agency really is just a continuation of draft interest that we might have had in some in someone. I think back to a decade ago man meeting Allen Robinson and his family up at Penn State at his pro day. Kevin Colbert and I stood in a parking lot and talked to Elandon Roberts and his parents for an hour after the Houston Pro Day when he came out eight or so years ago. And so, we're certainly players and open to being players in free agency. But we like to track these guys. We like to track these guys as far back as we can track them and have that background, that knowledge of who they are. And usually that's the basis of our interest.

You don't have very many, maybe any of your starters who are currently scheduled to be free agents. How does that change how you go into that part of the process when you don't have very many of your own guys to take care of?

I don't know that it does. I just think that we strip ourselves clean this time of year and assess any and everything and build. And so, I don't know that that poster changes at all.

When you talk about getting to know players from the draft process how much attention will you be paying to the quarterbacks this draft season?

I always do. You know, I'm personnel buff. I don't think you can be in this profession and not be into personnel, not have knowledge of people that play for you, play against you, in particularly at the quarterback position. I enjoy it.

Does that interest in quarterbacks extend to free agency. I know typically you guys haven't brought in a lot of big named quarterbacks that are free agents. Does that interest when you look outside to bring in competition for Kenny (Pickett) extend to that?

Again, I'd be speculating at this juncture. We're just at the early stages of it. I will acknowledge obviously, that Mason Rudolph is scheduled to be a free agent and we do have interest in doing continual business with him. The rest of it man, is kind of speculative at this point.

Were there players that you saw progress into leaders for you guys in important parts of the season that maybe you haven't seen that before from this roster?

Yes, you know, but not that I am shocked by that. I think the journey often times provides opportunity for growth to develop, to raise within the ranks in a lot of ways. Rather it's in terms of division of labor in roles or leadership and certainly some of that transpired.

Who are these players?

Man, I was really impressed by (Pat) Freiermuth down the stretch for example.

How has George (Pickens) grown? We asked you about him after the Indy game. Where have you seen him mature and how do you keep that moving forward?

It has been in all areas. In football and in life, but there's a lot of meat on that bone and I'm excited about continuing to be a component of that process with him.

What about Keanu Benton? Do you feel you've got something there with him in the middle?

It's interesting, I just had an exit interview with him. I'm really excited about the prospects of his future. He's really talented. I think he's capable of being dominant sooner rather than later. And so, the question is how quickly can we make that happen and what are our roles in doing so. And so, we just had a real good conversation about what that looks like foundationally and how do we build.

As far as the quarterback position, will there be any interest in bringing in a veteran to kind of help mentor Kenny (Pickett)?

You know, I'm speculating at this juncture, and I want to stay away from that. I hadn't had any legitimate conversations about building for 2024 at this point. And so, you know, I'm trying to stay away from some of those speculative things.

Over the last month or so you've been so complimentary of the guys off the couch the Eric Rowes and the Myles Jacks. Do you feel those relationships can continue into the next year?

Certainly.

DeMarvin Leal was a third-round pick, but he was a healthy scratch the last half of the year. Do you feel like there's a plan or a path for him to move forward as a regular contributor?

There certainly is, but he's got to be a component of that. Obviously, we put helmets on guys that we think are best positioned to help us secure victory and he hadn't been a component of that. And so, he's got some work to do.

Is punter a position that you're looking to maybe improve next year?

You know, I'll acknowledge that Pressley (Harvin) wasn't consistent enough particularly down the stretch.



2023 Season In Review

- ◆ **Season-In-Review Notes**
- ◆ **NFL Standings & Results**
- ◆ **Steelers Record When...**
- ◆ **Game Summaries**
- ◆ **Division Playoff Race Week-by-Week**
- ◆ **Steelers NFL Rankings**
- ◆ **Steelers All-Time Leaders**
- ◆ **Steelers Quarterbacks Starting Records**
- ◆ **Steelers Rushing/Receiving Combinations**
- ◆ **Steelers in Domes (Since 1970)**



STEELERS IN THE PLAYOFFS

- Pittsburgh has made 33 playoff appearances since the 1970 AFL-NFL merger.
- The Steelers own a 36-27 (.571) record in the playoffs since the 1970 AFL-NFL merger.
- Pittsburgh has played in 63 playoff games since the 1970 AFL-NFL merger, which is the most since the 1970 AFL-NFL merger.

MOST PLAYOFF GAMES – SINCE 1970

RANK	TEAM	GAMES
1.	Pittsburgh Steelers	63
2.	Dallas Cowboys	62
3.	San Francisco 49ers	59
4.	New England Patriots	57
5.	Minnesota Vikings	48
	Green Bay Packers	48
7.	Philadelphia Eagles	46
8.	L.A. Rams	45
9.	Miami Dolphins	43
10.	Denver Broncos	42

- Pittsburgh's 36 playoff wins are tied with New England for the second-most in the League since the 1970 AFL-NFL merger.

MOST PLAYOFF WINS – SINCE 1970

RANK	TEAM	WINS
1.	San Francisco 49ers	37
2.	Pittsburgh Steelers	36
	New England Patriots	36
4.	Dallas Cowboys	35
5.	Green Bay Packers	25
6.	L.A. Rams	23
	Denver Broncos	23
8.	Las Vegas Raiders	22
9.	Philadelphia Eagles	21
	N.Y. Giants	21

- Pittsburgh's .571 playoff win percentage is the fifth-best in the League since the 1970 AFL-NFL merger.

BEST PLAYOFF WIN PCT. – SINCE 1970 (MIN. 30)

RANK	TEAM	W	L	WIN PCT.
1.	New England Patriots	36	21	.632
2.	San Francisco 49ers	37	22	.627
3.	N.Y. Giants	21	13	.618
4.	Pittsburgh Steelers	36	27	.571
5.	Dallas Cowboys	35	27	.565
6.	Las Vegas Raiders	22	17	.564
7.	Washington Commanders	20	16	.556
8.	Denver Broncos	23	19	.548
9.	Green Bay Packers	25	23	.521
10.	L.A. Rams	23	22	.511

- Pittsburgh is 21-11 (.656) at home in the postseason since the 1970 AFL-NFL merger.
- The Steelers' 21 playoff home wins are the third-most in the League since the 1970 AFL-NFL merger.

MOST PLAYOFF HOME WINS – SINCE 1970

RANK	TEAM	WINS
1.	San Francisco 49ers	25
2.	New England Patriots	23
3.	Pittsburgh Steelers	21
4.	Dallas Cowboys	20
5.	Denver Broncos	17
6.	Las Vegas Raiders	16
7.	Miami Dolphins	15
	Philadelphia Eagles	15
9.	Green Bay Packers	14
	Buffalo Bills	14

- Pittsburgh's .656 playoff home win percentage is the eighth-best since the 1970 AFL-NFL merger (min. 15 games).

BEST HOME PLAYOFF WIN PCT. – SINCE 1970 (MIN. 15)

RANK	TEAM	W	L	WIN PCT.
1.	New England Patriots	23	5	.821
2.	Las Vegas Raiders	16	4	.800
3.	Denver Broncos	17	5	.773
4.	San Francisco 49ers	25	8	.758
5.	Dallas Cowboys	20	9	.690
6.	Miami Dolphins	15	7	.682
7.	Green Bay Packers	14	7	.667
8.	Pittsburgh Steelers	21	11	.656
9.	Philadelphia Eagles	15	8	.652
10.	Minnesota Vikings	12	9	.571
	Kansas City Chiefs	12	9	.571

- Pittsburgh is 9-14 (.391) on the road in the postseason since the 1970 AFL-NFL merger.
- Pittsburgh's nine playoff road wins are tied for the fifth-most since the 1970 AFL-NFL merger.

MOST PLAYOFF ROAD WINS – SINCE 1970

RANK	TEAM	WINS
1.	Baltimore Ravens	11
2.	Tennessee Titans	10
	L.A. Rams	10
	Dallas Cowboys	10
5.	Pittsburgh Steelers	9
	N.Y. Giants	9
	Green Bay Packers	9
8.	Indianapolis Colts	7
	Minnesota Vikings	7
	New England Patriots	7
	San Francisco 49ers	7
	N.Y. Giants	7

- Pittsburgh's .409 playoff road win percentage is the seventh-best in the League since the 1970 AFL-NFL merger (min. 15 games).

BEST ROAD PLAYOFF WIN PCT. – SINCE 1970 (MIN. 15)

RANK	TEAM	W	L	WIN PCT.
1.	Baltimore Ravens	11	8	.579
2.	N.Y. Giants	9	8	.529
3.	L.A. Rams	10	13	.435
	Tennessee Titans	10	13	.435
5.	N.Y. Jets	7	10	.412
6.	Dallas Cowboys	10	15	.400
7.	Pittsburgh Steelers	9	14	.391
8.	New England Patriots	7	11	.389
9.	Green Bay Packers	9	15	.375
10.	San Francisco 49ers	7	12	.368

STEELERS VS. TEAMS: PLAYOFFS – FRANCHISE HISTORY

TEAM	RECORD	WIN PCT.
Indianapolis Colts	5-0	1.000
Cincinnati Bengals	2-0	1.000
N.Y. Jets	2-0	1.000
Arizona Cardinals**	1-0	1.000
L.A. Rams**	1-0	1.000
Minnesota Vikings**	1-0	1.000
Seattle Seahawks**	1-0	1.000
Baltimore Ravens	3-1	.750
Houston Oilers/Tennessee Titans	3-1	.750
Cleveland Browns	2-1	.667
Dallas Cowboys**	2-1	.667
Las Vegas Raiders	3-3	.500
Buffalo Bills	2-2	.500
Miami Dolphins	2-2	.500
Denver Broncos	3-5	.375
Kansas City Chiefs	1-2	.333
L.A. Chargers	1-2	.333
New England Patriots	1-4	.200
Green Bay Packers**	0-1	.000
Detroit Lions	0-1	.000
Jacksonville Jaguars	0-2	.000
Philadelphia Eagles*	0-1	.000
Total	36-29	.563

* 1947 Eastern Division playoff game
 ** Super Bowl opponent

STEELERS IN THE WILD CARD

- The Steelers have made 14 appearances in an NFL Wild Card playoff game since the 1970 AFL-NFL merger.
- Pittsburgh owns a 6-8 (.429) record in the Wild Card round, including 3-4 (.429) at home and 3-4 (.429) on the road.

DATE	OPPONENT	RESULT
01/15/2024	at Buffalo Bills	L, 31-17
01/16/2022	at Kansas City Chiefs	L, 42-21
01/10/2021	vs. Cleveland Browns	L, 48-37
01/08/2017	vs. Miami Dolphins	W, 30-12
01/09/2016	at Cincinnati Bengals	W, 18-16
01/03/2015	vs. Baltimore Ravens	L, 30-17
01/08/2012	at Denver Broncos	L, 29-23
01/05/2008	vs. Jacksonville Jaguars	L, 31-29
01/08/2006	at Cincinnati Bengals	W, 31-17
01/05/2003	vs. Cleveland Browns	W, 36-33
12/29/1996	vs. Indianapolis Colts	W, 42-14
01/08/1994	at Kansas City Chiefs	L, 24-27 (ot)
12/31/1989	at Houston Oilers	W, 26-23
01/09/1983	vs. San Diego Chargers	L, 31-28
Total		6-8 (.429)

STEELERS IN THE DIVISIONAL ROUND

- Pittsburgh owns a 16-9 (.640) record in its 25 divisional playoff games since the 1970 AFL-NFL merger.

DATE	OPPONENT	RESULT
01/14/2018	vs. Jacksonville Jaguars	L, 45-42
01/15/2017	at Kansas City Chiefs	W, 18-6
01/17/2016	at Denver Broncos	L, 23-16
01/15/2011	vs. Baltimore Ravens	W, 31-24
01/11/2009	vs. San Diego Chargers	W, 35-24
01/15/2006	at Indianapolis Colts	W, 21-18
01/15/2005	vs. New York Jets	W, 20-17 (ot)
01/11/2003	at Tennessee Titans	L, 34-31 (ot)
01/20/2002	vs. Baltimore Ravens	W, 27-10
01/03/1998	vs. New England Patriots	W, 7-6
01/05/1997	at New England Patriots	L, 28-3
01/06/1996	vs. Buffalo Bills	W, 40-21
01/07/1995	vs. Cleveland Browns	W, 29-9
01/09/1993	vs. Buffalo Bills	L, 24-3
01/07/1990	at Denver Broncos	L, 24-23
12/30/1984	at Denver Broncos	W, 24-17
01/01/1984	at Los Angeles Raiders	L, 38-10
12/30/1979	vs. Miami Dolphins	W, 34-14
12/30/1978	vs. Denver Broncos	W, 33-10
12/24/1977	at Denver Broncos	L, 34-21
12/19/1976	at Baltimore Colts	W, 40-14
12/27/1975	vs. Baltimore Colts	W, 28-10
12/22/1974	vs. Buffalo Bills	W, 32-14
12/22/1973	at Las Vegas Raiders	L, 33-14
12/23/1972	vs. Las Vegas Raiders	W, 13-7
Total		16-9 (.640)

- The Steelers' 25 divisional playoff game appearances are tied for the second-most in the League since the 1970 AFL-NFL merger.

MOST DIVISIONAL PLAYOFF GAMES – SINCE 1970

RANK	TEAM	GAMES
1.	San Francisco 49ers	26
2.	Pittsburgh Steelers	25
	Dallas Cowboys	25
4.	Minnesota Vikings	21
	New England Patriots	21
6.	Green Bay Packers	20
7.	L.A. Rams	17
	Indianapolis Colts	17
	Miami Dolphins	17
10.	Las Vegas Raiders	16
	Denver Broncos	16

- Pittsburgh's .640 divisional playoff win percentage is the fifth-best in the League since the 1970 AFL-NFL merger.

BEST DIVISIONAL PLAYOFF WIN PCT. – SINCE 2007 (MIN. 15)

RANK	TEAM	W	L	WIN PCT.
1.	San Francisco 49ers	19	7	.731
2.	New England Patriots	15	6	.714
3.	Las Vegas Raiders	11	5	.688
4.	L.A. Rams	11	6	.647
5.	Pittsburgh Steelers	16	9	.640
6.	Denver Broncos	10	6	.625
7.	Dallas Cowboys	14	11	.560
8.	Philadelphia Eagles	8	7	.533
9.	Green Bay Packers	9	11	.450
10.	Minnesota Vikings	9	12	.429

STEELERS IN THE AFC CHAMPIONSHIP

- The Steelers made their 16th appearance in an AFC Championship Playoff game when they fell to the New England Patriots, 36-17, on Sunday, Jan. 22, 2017, at Gillette Stadium.
- Pittsburgh has an 8-8 (.500) record in its 16 AFC Championship games since the 1970 AFL-NFL merger.

DATE	OPPONENT	RESULT
01/22/2017	at New England Patriots	L, 36-17
01/23/2011	vs. New York Jets	W, 24-18
01/18/2009	vs. Baltimore Ravens	W, 23-14
01/22/2006	at Denver Broncos	W, 34-17
01/23/2005	vs. New England Patriots	L, 41-27
01/27/2002	vs. New England Patriots	L, 24-17
01/11/1998	vs. Denver Broncos	L, 24-21
01/14/1996	vs. Indianapolis Colts	W, 20-16
01/15/1995	vs. San Diego Chargers	L, 17-13
01/06/1985	at Miami Dolphins	L, 45-28
01/06/1980	vs. Houston Oilers	W, 27-13
01/07/1979	vs. Houston Oilers	W, 34-5
12/26/1976	at Las Vegas Raiders	L, 24-7
01/04/1976	vs. Las Vegas Raiders	W, 16-10
12/29/1974	at Las Vegas Raiders	W, 24-13
12/31/1972	vs. Miami Dolphins	L, 21-17
Total		8-8 (.500)

- The Steelers' 16 conference championship game appearances are the second-most in the League since the 1970 AFL-NFL merger.

MOST CONFERENCE CHAMPIONSHIP GAMES – SINCE 1970

RANK	TEAM	GAMES
1.	San Francisco 49ers	18
2.	Pittsburgh Steelers	16
3.	New England Patriots	15
4.	Dallas Cowboys	14
5.	L.A. Rams	11
	Las Vegas Raiders	11
7.	Denver Broncos	10
8.	Green Bay Packers	9
	Minnesota Vikings	9
10.	Philadelphia Eagles	8

- Pittsburgh's eight conference championship wins are tied for the second-most in the League since the 1970 AFL-NFL merger.

MOST CONFERENCE CHAMPIONSHIP WINS – SINCE 1970

RANK	TEAM	WINS
1.	New England Patriots	11
2.	Pittsburgh Steelers	8
	Denver Broncos	8
	Dallas Cowboys	8
5.	San Francisco 49ers	7
6.	L.A. Rams	5
	Miami Dolphins	5
	Washington Commanders	5
	N.Y. Giants	5
10.	Buffalo Bills	4
	Las Vegas Raiders	4
	Philadelphia Eagles	4

STEELERS SUPER BOWL HISTORY

- The Steelers are 36-27 (.571) in the postseason since the 1970 AFL-NFL merger, including a 21-11 (.656) record at home, 9-14 (.391) mark on the road and 6-2 (.750) record at neutral sites (Super Bowls IX, X, XIII, XIV, XXX, XL, XLIII and XLV).

DATE	OPPONENT	RESULT	SITE
01/12/1975	Minnesota Vikings	W, 16-6	New Orleans, La.
01/18/1976	Dallas Cowboys	W, 21-17	Miami, Fla.
01/21/1979	Dallas Cowboys	W, 35-31	Miami, Fla.
01/20/1980	L.A. Rams	W, 31-19	Pasadena, Calif.
01/28/1996	Dallas Cowboys	L, 27-17	Tempe, Ariz.
02/05/2006	Seattle Seahawks	W, 21-10	Detroit, Mich.
02/01/2009	Arizona Cardinals	W, 27-23	Tampa, Fla.
02/06/2011	Green Bay Packers	L, 31-25	Arlington, Texas
Total		6-2 (.750)	

- Pittsburgh has played in the Super Bowl three times since 2005 and the Steelers' eight trips to the Super Bowl are tied for the second-most in NFL history.

MOST SUPER BOWL GAMES

RANK	TEAM	GAMES
1.	New England Patriots	11
2.	Pittsburgh Steelers	8
	Dallas Cowboys	8
	Denver Broncos	8
5.	San Francisco 49ers	7
6.	Green Bay Packers	5
	L.A. Rams	5
	Miami Dolphins	5
	Las Vegas Raiders	5
	Kansas City Chiefs	5
	Washington Commanders	5
	N.Y. Giants	5

- The Steelers' six wins in the Super Bowl are tied for the most in NFL history.

MOST SUPER BOWL WINS

RANK	TEAM	GAMES
1.	Pittsburgh Steelers	6
	New England Patriots	6
3.	Dallas Cowboys	5
	San Francisco 49ers	5
5.	Green Bay Packers	4
	N.Y. Giants	4
7.	Denver Broncos	3
	Las Vegas Raiders	3
	Kansas City Chiefs	3
	Washington Commanders	3

- Pittsburgh's .750 Super Bowl win percentage is the third-best in NFL history (min. five games).

BEST SUPER BOWL WIN PCT. – NFL HISTORY (MIN. 5)

RANK	TEAM	W	L	WIN PCT.
1.	Green Bay Packers	4	1	.800
	N.Y. Giants	4	1	.800
3.	Pittsburgh Steelers	6	2	.750
4.	San Francisco 49ers	5	2	.714
5.	Dallas Cowboys	5	3	.625

TOMLIN IN THE PLAYOFFS

- **Mike Tomlin** is only the second coach in NFL history to reach two Super Bowls in his first four seasons as a head coach (Joe Gibbs - Washington Redskins).
- The Steelers are 8-10 (.444) during the Tomlin era in the postseason, with four of the losses being by six points or less.
- Tomlin is the second-youngest coach in NFL history to win a Super Bowl.
- The following is a look at the youngest head coaches in Super Bowl history.

SEASON	HEAD COACH	TEAM	YEAR, DAYS
2021	Sean McVay	L.A. Rams	36, 20
2008	Mike Tomlin	Pittsburgh	36, 323
1995	Bill Cowher	Pittsburgh	38, 265
1968	Don Shula	Baltimore	39, 8
2002	Jon Gruden	Tampa Bay	39, 162
1967	John Rauch	Oakland	40, 147

- Tomlin became just the seventh coach in NFL history to win a Super Bowl within his first two seasons as head coach.
- The following is a look at the eight coaches who have won a Super Bowl within their first two seasons.

YEAR	HEAD COACH	TEAM	SEASON
2017	Doug Pederson	Philadelphia Eagles	2nd
2008	Mike Tomlin	Pittsburgh Steelers	2nd
2000	Brian Billick	Baltimore Ravens	2nd
1995	Barry Switzer	Dallas Cowboys	2nd
1989	George Siefert	San Francisco 49ers	1st
1982	Joe Gibbs	Washington Redskins	2nd
1980	Tom Flores	Las Vegas Raiders	2nd
1971	Don McCafferty	Baltimore Colts	2nd

WINNINGEST ACTIVE COACHES: POSTSEASON

RANK	COACH	GAMES	W	L	PCT.
1.	Dan Campbell	2	2	0	1.000
2.	Zac Taylor	7	5	2	.714
3.	Bill Belichick	44	31	13	.705
4.	Kyle Shanahan	10	7	3	.700
5.	Sean McVay	11	7	4	.636
6.	Doug Pederson	8	5	3	.625
7.	Andy Reid	40	24	16	.600
8.	John Harbaugh	21	12	9	.571
9.	Mike McCarthy	22	11	11	.500
	Pete Carroll	22	11	11	.500
	Demeco Ryans	2	1	1	.500
	Brian Daboll	2	1	1	.500
13.	Sean McDermott	11	5	6	.455
14.	Mike Tomlin	18	8	10	.444
15.	Matt LaFleur	7	3	4	.429
16.	Mike Vrabel	5	2	3	.400
	Nick Sirianni	5	2	3	.400
18.	Ron Rivera	8	3	5	.375
19.	Todd Bowles	3	1	2	.333
	Kevin Stefanski	3	1	2	.333
21.	Kevin O'Connell	1	0	1	.000
	Mike McDaniel	2	0	2	.000

- Tomlin has led the Steelers to the playoffs 11 times in his career.
- His 11 playoff appearances are tied for the 10th-most by a head coach since the 1970 AFL-NFL merger.

MOST PLAYOFF APPEARANCES BY HEAD COACH – SINCE 1970

RANK	COACH	PLAYOFFS
1.	Bill Belichick	19
	Andy Reid	19
3.	Don Shula	16
4.	Tom Landry	14
5.	Marty Schottenheimer	13
6.	Chuck Noll	12
	Mike Holmgren	12
	Mike McCarthy	12
	Pete Carroll	12
10.	Mike Tomlin	11
	Chuck Knox	11
	John Harbaugh	11
	Tony Dungy	11

- Tomlin's 11 playoff appearances are tied for the fifth-most by an active head coach.

MOST PLAYOFF APPEARANCES BY ACTIVE HEAD COACH

RANK	COACH	PLAYOFFS
1.	Bill Belichick	19
	Andy Reid	19
3.	Pete Carroll	12
	Mike McCarthy	12
5.	Mike Tomlin	11
	John Harbaugh	11

- Tomlin's 11 playoff appearances are tied for the fourth-most by a head coach since 2007.

MOST PLAYOFF APPEARANCES BY HEAD COACH – SINCE 2007

RANK	COACH	PLAYOFFS
1.	Bill Belichick	13
	Andy Reid	13
3.	Mike McCarthy	12
4.	Mike Tomlin	11
	John Harbaugh	11

STEELERS PLAYOFF OVERTIME GAMES

- Pittsburgh's last overtime playoff game - a loss at Denver in a 2011 Wild Card Game - was the team's fifth overtime postseason game in franchise history.
- The Steelers are 2-3 in those contests (1-3 on the road), with all games being decided by six points (except for the Broncos game). All three of the Steelers' overtime losses have come on the road.

DATE	OPPONENT	RESULT	ROUND
12/31/1989	at Houston Oilers	W, 26-23	Wild Card
01/08/1994	at Kansas City Chiefs	L, 27-24	Wild Card
01/11/2003	at Tennessee Titans	L, 34-31	Divisional
01/15/2005	vs. New York Jets	W, 20-17	Divisional
01/08/2012	at Denver Broncos	L, 29-23	Wild Card

MISCELLANEOUS STEELERS POSTSEASON NOTES

- In 2005, the Steelers became the first No. 6 seed in NFL history to win the Super Bowl. Since then, three other Wild Card teams have gone on to win the Super Bowl ('20 Tampa Bay, fifth seed; '10 Green Bay, sixth seed; '07 Giants, fifth seed).
- The Steelers won the AFC Central title a team-record six consecutive seasons from 1974-79. They also won four consecutive division titles from 1994-97.
- The Steelers won a team-record seven consecutive postseason games, including two Super Bowls (IX and X), from Dec. 22, 1974 through Dec. 19, 1976. They won six consecutive postseason games from Dec. 30, 1978 through Jan. 20, 1980, including wins in Super Bowls XIII and XIV.
- The Steelers have been shut out only once in the postseason, during the 1947 Eastern Division Playoff game, Dec. 21, 1947, versus the Philadelphia Eagles. The Steelers and Eagles finished that season with 8-4 records and tied for first place in the Eastern Division. In those days, there was only one NFL Championship Game, so the two Pennsylvania neighbors squared off for the right to face the Chicago Cardinals in the Championship Game. The Eagles won, 21-0, but lost in the Championship Game, 28-21, to the Cardinals, the same franchise the Steelers faced in Super Bowl XLIII.
- The Steelers record for fewest points allowed in a playoff game is five, during a 34-5 win in the 1978 AFC Championship Game versus the Houston Oilers at Three Rivers Stadium, on Jan. 7, 1979. The Steelers allowed a team-high 48 points during a 48-37 AFC Wild Card home loss to the Cleveland Browns on Jan. 3, 2021.
- Pittsburgh has faced 22 different teams in the postseason and has a winning record against 11 of those opponents. The Steelers have split their postseason contests with three teams and have a losing record versus eight teams.

THE STANDARD IS THE STANDARD

- Pittsburgh has recorded 20 consecutive seasons with a .500 record or better, which is the longest active streak in the NFL and the longest streak in team history (previous record was 13, 1972-1984).

MOST ACTIVE CONSECUTIVE NON-LOSING SEASONS

RANK	TEAM	SEASONS	YEARS
1.	Pittsburgh Steelers	20	2004-23
2.	Kansas City Chiefs	11	2013-23
3.	Buffalo Bills	5	2019-23

MOST CONSECUTIVE NON-LOSING SEASONS – SINCE 1970

RANK	TEAM	SEASONS	YEARS
1.	Dallas Cowboys	21	1965-85
2.	Pittsburgh Steelers	20	2004-23
3.	New England Patriots	19	2001-19
4.	San Francisco 49ers	16	1983-98
	Dallas Cowboys	16	1970-85
6.	Miami Dolphins	15	1989-2003
7.	Pittsburgh Steelers	13	1972-84
	Green Bay Packers	13	1992-2004

ALL-TIME WINNING SEASONS

- Pittsburgh has a League-best 40 seasons since the 1970 AFL-NFL merger in which the team has finished above .500. The Steelers also have 20 consecutive winning seasons from 2004-23, the second longest streak in NFL history.

MOST WINNING SEASONS – SINCE 1970

RANK	TEAM	SEASONS
1.	Pittsburgh Steelers	40
2.	Dallas Cowboys	37
3.	New England Patriots	35
	Miami Dolphins	35
5.	Minnesota Vikings	32

STEELERS VS. 2023 PLAYOFF TEAMS

- Pittsburgh played eight regular-season games this season vs. 2023 playoff teams, including both four at home and four on the road.
- The Steelers' eight regular-season games played vs. 2023 playoff foes was tied for the eighth-most in the NFL this season.
- Five teams in the League that qualified for the playoffs played at least eight games vs. 2023 playoff teams and only Baltimore played more such games and reached the postseason.

MOST GAMES VS. PLAYOFF TEAMS – 2023

RANK	TEAM	GAMES
1.	Cincinnati Bengals	11
2.	Seattle Seahawks	10
	Arizona Cardinals	10
4.	Baltimore Ravens	9
	Jacksonville Jaguars	9
	N.Y. Giants	9
	N.Y. Jets	9
8.	Pittsburgh Steelers	8
	Eight different teams tied with	8

- Pittsburgh's five regular-season wins vs. 2023 playoff foes was tied for the third-most in the NFL this season.

MOST WINS VS. PLAYOFF TEAMS – 2023

RANK	TEAM	WINS
1.	Baltimore Ravens	6
	Philadelphia Eagles	6
3.	Pittsburgh Steelers	5
	Buffalo Bills	5
	San Francisco	5

- The Steelers' .625 regular-season win percentage vs. 2023 playoff foes was tied for the third-best in the NFL this season (min. eight games played).

BEST WIN PCT. VS. PLAYOFF TEAMS – 2023 (MIN. 8)

RANK	TEAM	W	L	T	WIN PCT.
1.	Philadelphia Eagles	6	2	0	.750
2.	Baltimore Ravens	6	3	0	.667
3.	Pittsburgh Steelers	5	3	0	.625
	San Francisco 49ers	5	3	0	.625
5.	Denver Broncos	4	4	0	.500

- Pittsburgh's two regular-season road wins vs. 2023 playoff foes was tied for the fifth-most in the NFL this season.

MOST ROAD WINS VS. PLAYOFF TEAMS – 2023

RANK	TEAM	WINS
1.	San Francisco 49ers	3
	Jacksonville Jaguars	3
	Philadelphia Eagles	3
	Detroit Lions	3
5.	Pittsburgh Steelers	2
	Cleveland Browns	2
	Arizona Cardinals	2

- The Steelers' .500 regular-season road win percentage vs. 2023 playoff foes was tied for the fifth-best in the NFL this season (min. four games played).

BEST ROAD WIN PCT. VS. PLAYOFF TEAMS – 2023 (MIN. 4)

RANK	TEAM	W	L	T	WIN PCT.
1.	San Francisco 49ers	3	1	0	.750
	Philadelphia Eagles	3	1	0	.750
3.	Jacksonville Jaguars	3	2	0	.600
	Detroit Lions	3	2	0	.600
5.	Pittsburgh Steelers	2	2	0	.500
	Cleveland Browns	2	2	0	.500

10-WIN SEASONS

- Pittsburgh has recorded 10 or more wins in 27 different seasons since the 1970 NFL-AFL merger.
- The 27 different 10-win seasons are tied with San Francisco and New England for the second-most in the League over the span.

MOST 10-WIN SEASONS – SINCE 1970

RANK	TEAM	SEASONS
1.	Dallas Cowboys	29
2.	Pittsburgh Steelers	27
	San Francisco 49ers	27
	New England Patriots	27
5.	Miami Dolphins	24

STEELERS ON THE RISE

- Pittsburgh is 17-9 (.654) in the regular-season since Week 10 of 2022. Only San Francisco (21), Kansas City (19), Detroit (19), Buffalo (18) and Dallas (18) have more wins in that span.
- Pittsburgh is one of the eight NFL teams with 17+ wins since Week 10 of 2022.
- The Steelers' 17 wins since Week 10 of 2022 are tied for the fifth-most in the NFL.

MOST WINS – SINCE WEEK 12 OF 2022

RANK	TEAM	WINS
1.	San Francisco 49ers	21
2.	Kansas City Chiefs	19
	Detroit Lions	19
4.	Buffalo Bills	18
	Dallas Cowboys	18
6.	Pittsburgh Steelers	17
	Philadelphia Eagles	17
	Baltimore Ravens	17

- Pittsburgh's .654 win percentage since Week 10 of 2022 is tied for the eighth-best in the NFL.

BEST WIN PCT. – SINCE WEEK 10 OF 2022

RANK	TEAM	W	L	T	WIN PCT.
1.	San Francisco 49ers	21	5	0	.808
2.	Kansas City Chiefs	19	7	0	.731
	Detroit Lions	19	7	0	.731
4.	Buffalo Bills	18	7	0	.720
5.	Dallas Cowboys	18	8	0	.692
6.	Baltimore Ravens	17	8	0	.680
7.	Cincinnati Bengals	16	8	0	.667
8.	Pittsburgh Steelers	17	9	0	.654
	Philadelphia Eagles	17	9	0	.654
10.	Jacksonville Jaguars	15	10	0	.600

STREAKING DOWN THE STRETCH

- The Steelers finished the 2023 regular season with three consecutive wins, including a pair of road wins at Seattle and Baltimore.
- Pittsburgh ended a regular season with at least a three-game win streak for the second straight season (the Steelers won their last four games of the 2022 campaign).
- Pittsburgh has now closed the regular season with a win streak of at least three games on 13 occasions since the 1970 AFL-NFL merger, including six times since 2007, when **Mike Tomlin** took the reins as head coach of the Steelers.

LONGEST WIN STREAK TO END REGULAR SEASON – SINCE 1970

RANK	YEAR	WINS
1.	2004	14
2.	1976	9
3.	2016	7
4.	1978	5
5.	2022	4
	2014	4
	2005	4
	1972	4
9.	2023	3
	2013	3
	2009	3
	2002	3
	1989	3

RUN GAME UPGRADE

- The Pittsburgh rush offense ranked in the top five after Week 9 in rushes (323, 1st), rush yards (1,452, 2nd), longest rush (74t, 2nd), yards after contact/rush (3.37, 2nd), 10+ yard rushes (39, 4th), first downs by rush (79, 3rd), rush TDs (13, t-2nd), rushes/game (32.3, 2nd), rush yards/game (145.2, 2nd) and 10+ yard rushes/game (3.90, 5th).

RUSHING WEEKS 1-8 VS. WEEK 9-18

WEEKS 1-8		WEEKS 9-18	
Rushing Stats			
23.43 (26th)	Rushes/Game	32.30 (3rd)	
79.71 (28th)	Rush Yards/Game	145.20 (5th)	
3.40 (29th)	Yards/Rush	4.50 (8th)	
0.43 (t-25th)	Rush TDs/Game	1.30 (6th)	
5.14 (t-25th)	1st Downs by Rush/Game	7.90 (7th)	
22.0 (23rd)	First Down Rush Pct.	24.5 (15th)	
2.29 (t-21st)	10+ Yard Rushes/Game	3.90 (5th)	
11.0 (17th)	10+ Yard Rush Pct.	12.7 (16th)	

- Pittsburgh has rushed 323 times since Week 9, which is the most in the League over the span.

MOST RUSHES – SINCE WEEK 9

RANK	TEAM	RUSHES
1.	Pittsburgh Steelers	323
2.	Chicago Bears	301
3.	Buffalo Bills	300
4.	Baltimore Ravens	282
5.	Cleveland Browns	280
	Atlanta Falcons	280

- Pittsburgh has averaged 32.3 rushes/game since Week 9, which is the third-most in the League over the span.

MOST RUSHES/GAME – SINCE WEEK 9

RANK	TEAM	RUSH/GM
1.	Chicago Bears	33.4
2.	Buffalo Bills	33.3
3.	Pittsburgh Steelers	32.3
4.	Baltimore Ravens	31.3
5.	Atlanta Falcons	31.1

- Pittsburgh has rushed for 1,452 yards since Week 9, which is the second-most in the League over the span.

MOST RUSHING YARDS – SINCE WEEK 9

RANK	TEAM	RUSH YDS
1.	Baltimore Ravens	1,516
2.	Pittsburgh Steelers	1,452
3.	Chicago Bears	1,337
4.	San Francisco 49ers	1,321
5.	Buffalo Bills	1,307

- Pittsburgh has averaged 145.2 yards rushing/game since Week 9, which is tied for the fourth-most in the League over the span.

MOST RUSHING YARDS/GAME – SINCE WEEK 9

RANK	TEAM	RUSH YDS/GM
1.	Baltimore Ravens	168.4
2.	Chicago Bears	148.6
3.	San Francisco 49ers	146.8
4.	Pittsburgh Steelers	145.2
	Buffalo Bills	145.2

- Pittsburgh has registered 39 runs of 10 yards or more since Week 9, which is the fourth-most in the League over the span.

MOST 10+ RUSHES – SINCE WEEK 9

RANK	TEAM	10+ RUSHES
1.	San Francisco 49ers	45
2.	Arizona Cardinals	42
3.	Chicago Bears	40
4.	Pittsburgh Steelers	39
5.	Buffalo Bills	37

- Pittsburgh has averaged 3.90 runs of 10 yards or more/game since Week 9, which is the fifth-most in the League over the span.

MOST 10+ RUSHES/GAME – SINCE WEEK 9

RANK	TEAM	10+ RUSHES/GM
1.	San Francisco 49ers	5.00
2.	Arizona Cardinals	4.67
3.	Chicago Bears	4.44
4.	Buffalo Bills	4.11
5.	Pittsburgh Steelers	3.90

- Pittsburgh has rushed for 13 TDs since Week 9, which is tied for the second-most in the League over the span.

MOST RUSH TDs – SINCE WEEK 9

RANK	TEAM	RUSH TDs
1.	Detroit Lions	16
2.	Pittsburgh Steelers	13
	Buffalo Bills	13
	San Francisco 49ers	13
5.	Baltimore Ravens	12
	Philadelphia Eagles	12

- Pittsburgh has averaged 1.30 rush TDs/game since Week 9, which is the sixth-most in the League over the span.

MOST RUSH TDs/GAME – SINCE WEEK 9

RANK	TEAM	RUSH TDs/GM
1.	Detroit Lions	1.78
2.	Buffalo Bills	1.44
	San Francisco 49ers	1.44
4.	Baltimore Ravens	1.33
	Philadelphia Eagles	1.33
6.	Pittsburgh Steelers	1.30

- Pittsburgh has recorded 79 first downs by rush since Week 9, which is the third-most in the League over the span.

MOST FIRST DOWNS BY RUSH – SINCE WEEK 9

RANK	TEAM	1ST DOWNS
1.	Buffalo Bills	97
2.	San Francisco 49ers	81
3.	Pittsburgh Steelers	79
4.	Baltimore Ravens	75
5.	Arizona Cardinals	74

- Pittsburgh has averaged 7.90 first downs by rush/game since Week 9, which is the seventh-most in the League over the span.

MOST FIRST DOWNS BY RUSH/GAME – SINCE WEEK 9

RANK	TEAM	1ST DOWNS/GM
1.	Buffalo Bills	10.78
2.	San Francisco 49ers	9.00
3.	Baltimore Ravens	8.33
4.	Arizona Cardinals	8.22
5.	Chicago Bears	8.11
	Philadelphia Eagles	8.11
7.	Pittsburgh Steelers	7.90

- The Steelers have averaged 3.37 yards after contact/rush since Week 9, which is the second-most in the League over the span.

MOST RUSHING YARDS AFTER CONTACT/RUSH – SINCE WEEK 9

RANK	TEAM	RUSH YAC/GM
1.	Baltimore Ravens	3.47
2.	Pittsburgh Steelers	3.37
3.	Las Vegas Raiders	3.21
	Carolina Panthers	3.21
5.	Arizona Cardinals	3.19

BALL SECURITY

- Pittsburgh had +11 turnover margin in 2023, which was tied for the third-best in the NFL, and tied for the sixth-best by the Steelers since the 1970 AFL-NFL merger.

NFL BEST TURNOVER MARGIN – 2023

RANK	TEAM	TURNOVER MARGIN
1.	Baltimore Ravens	+12
	N.Y. Giants	+12
3.	Pittsburgh Steelers	+11
	New Orleans Saints	+11
5.	San Francisco 49ers	+10
	Houston Texans	+10
	Cincinnati Bengals	+10
	Dallas Cowboys	+10

- Pittsburgh had +11 turnover margin this season, which was the best by the Steelers since 2010 (+17).

BEST TURNOVER MARGIN BY THE STEELERS – SEASON – SINCE 1970

RANK	YEAR	TURNOVER MARGIN
1.	2010	+17
2.	1972	+16
3.	1975	+15
4.	1994	+14
	2000	+14
6.	2023	+11
	2004, 1993, 1992, 1981, 1973	+11

- Pittsburgh committed just 16 turnovers this season, which was tied for the second-fewest in the NFL, and tied for the sixth-fewest by the Steelers since the 1970 AFL-NFL merger.

NFL FEWEST GIVEAWAYS – 2023

RANK	TEAM	GIVEAWAYS
1.	Houston Texans	14
2.	Pittsburgh Steelers	16
	Cincinnati Bengals	16
	Dallas Cowboys	16
5.	Seattle Seahawks	17

- The 16 giveaways are the fewest by the Steelers since 1990 (15 giveaways).

FEWEST GIVEAWAYS BY THE STEELERS – SEASON – SINCE 1970

RANK	YEAR	GIVEAWAYS
1.	1976	12
	1975	12
	1972	12
4.	1989	13
5.	1990	15
6.	2023	16
	1982	16

- Pittsburgh threw just nine interceptions this season, which was tied for the fourth-fewest in the NFL, and tied for the fewest by the Steelers since the 1970 AFL-NFL merger.

NFL FEWEST INTERCEPTIONS – 2023

RANK	TEAM	INTS
1.	Baltimore Ravens	7
2.	Houston Texans	8
	L.A. Chargers	8
4.	Pittsburgh Steelers	9
	Denver Broncos	9

- Pittsburgh threw nine interceptions this season, which was the fewest by the Steelers since 2010 (9).

FEWEST INTERCEPTIONS BY THE STEELERS – SEASON – SINCE 1970

RANK	YEAR	INT
1.	2023	9
	1994	9
	2010	9
4.	2014	10
	2000	10

FINISHED STRONG

- Pittsburgh's offense made tremendous strides over the last three weeks of the regular season.
- QB **Mason Rudolph** connected with WR **George Pickens** on the Steelers' second offensive play of the game for an 86-yard TD pass vs. Cincinnati in Week 16. The TD pass was the longest of Rudolph's career and the TD reception was the longest of Pickens' career. It also was the longest pass play of the season for the Steelers and longest since Week 12 of 2018 at Denver when Ben Roethlisberger connected with JuJu Smith-Schuster for a 97-yard TD.
- Rudolph threw for 130 yards in the first quarter in Week 16, which was the most passing yards in a first quarter by the Steelers since Ben Roethlisberger in Week 3 of 2018 at Tampa Bay (153).
- Pittsburgh's 166 yards of offense in the first quarter in Week 16 was the most in a first quarter by the Steelers since Week 9 of 2015 vs. Oakland Raiders (177).
- The Steelers held a 24-0 lead at halftime vs. Cincinnati in Week 16. The 24-point halftime lead was their largest since Week 4 of 2016 vs. Kansas City (29-0).
- Pittsburgh's 24 first-half points were the most in a first half by the Steelers since Week 10 of 2018 vs. Carolina (31).
- The Steelers exceeded 30 points in a game for the first time since Week 11 of 2021 at L.A. Chargers (37).
- Pittsburgh rushed for 75 yards on 14 carries (5.4 avg.) in the opening quarter at Seattle in Week 17. The 75 yards rushing were the most for the Steelers in any first quarter this season and most by Pittsburgh in a first quarter since Week 17 of 2017 (78 vs. Cleveland).
- The Steelers rushed for 145 yards on 24 carries (6.0 avg.) in the opening half in Week 17. The 145 yards rushing were the most for the Steelers in any first half this season and most by Pittsburgh in a first half since Week 6 of 2006 (154 vs. Kansas City).
- Pittsburgh's 24 rushes in the first half in Week 17 were tied for the most by the Steelers in an opening half since at least 2000. The 24 rushes are also the most by Pittsburgh in a first half since Week 9 of 2004 (24 vs. Philadelphia). The Steelers also rushed 24 times in the first half in Week 16 of 2003 vs. San Diego Chargers.
- The RB tandem of **Najee Harris** and **Jaylen Warren** have each eclipsed 1,000 scrimmage yards this season. Harris and Warren are the fourth duo in franchise history to eclipse 1,000 scrimmage yards in the same season and first since Walter Abercrombie and Earnest Jackson in 1986. Abercrombie and Frank Pollard also accomplished the feat in 1985, as did Franco Harris and Rocky Bleier in 1976.
- Pittsburgh registered 468 yards of total offense in Week 17, which is the most by the Steelers since Week 12 of 2018 (527 at Denver).
- Harris and Warren have each rushed for 750 yards this season. The duo is the first pair of Steelers' running backs to rush for 750 or more yards in the same season 2004 (Jerome Bettis, 941; Duce Staley, 830).
- Rudolph averaged 11.4 pass yards/attempt at Seattle in Week 17. The 11.4 pass yards/attempt is the best by a Pittsburgh quarterback (min. 20 att.) since Ben Roethlisberger in Week 10 of 2018 (13.1 pass yards/attempt vs. Carolina).
- Rudolph recorded 10.0 pass yards/attempt or higher in both Week 16 and 17 (min. 20 att.). He's the first Steelers quarterback to accomplish the feat since Ben Roethlisberger in 2010, and third in franchise history (Terry Bradshaw in 1982).

- Here's the offensive improvement under Rudolph's watch:

OFFENSE WEEKS 1-15 VS. WEEK 16-18

WEEKS 1-15	Rushing Stats		WEEKS 16-18
16.43 (29th)	First Downs/Game		19.00 (t-16th)
1.43 (29th)	Offensive TDs/Game		3.00 (t-7th)
4.71 (t-24th)	3rd Down Conversions/Game		6.33 (3rd)
34.7 (26th)	3rd Down Conversion Pct.		45.2 (8th)
2.14 (30th)	Redzone Drives/Game		4.00 (t-4th)
1.00 (31st)	Redzone TDs/Game		2.00 (t-9th)
46.7 (28th)	Redzone Efficiency		50.0 (t-19th)
15.93 (28th)	Points/Game		27.00 (5th)
3.07 (t-25th)	20+ Yard Plays/Game		4.00 (t-10th)
0.21 (t-13th)	50+ Yard Plays/Game		1.00 (t-1st)
2.29 (27th)	20+ Yard Pass Plays/Game		3.00 (t-13th)
0.14 (t-18th)	50+ Yard Pass Plays/Game		1.00 (t-1st)
62.1 (26th)	Completion Pct.		74.6 (1st)
177.07 (28th)	Pass Yards/Game		228.00 (16th)
0.71 (31st)	Pass TDs/Game		1.00 (t-21st)
6.2 (t-26th)	Pass Yards/Attempt		10.1 (1st)
10.0 (27th)	Pass Yards/Completion		13.5 (3rd)
78.8 (26th)	Passer Rating		120.4 (3rd)

NEXT MAN UP

- In Week 16's 34-11 victory over Cincinnati, Pittsburgh played without the following starters on defense: ILB **Cole Holcomb**, ILB **Kwon Alexander**, S **Damontae Kazee**, S **Minkah Fitzpatrick** and S **Keanu Neal**. The Steelers were also without the services of S **Trenton Thompson**, who started earlier in 2023.
- ILB **Elandon Roberts** was injured during the game and did not return.
- LB **Myles Jack**, LB **Mykal Walker**, S **Eric Rowe**, LB **Mark Robinson**, S **Elijah Riley** and S **Miles Killebrew** (in those players absences) combined for 27 tackles, 1.0 sack, one interception, two tackles for loss and one pass defended.
- Jack, Walker and Rowe all opened the 2023 season on another NFL roster or, in Jack's case, was retired.
- Jack and Rowe both made their 2023 debuts.
- Jack last started in the NFL in Week 16 of 2022 for Pittsburgh vs. Las Vegas.
- Rowe last started in the NFL in Week 17 of 2022 for Miami vs. at New England.
- Three-time NFL All-Pro CB **Patrick Peterson** made his second career start at safety (Week 11 of 2022 vs. Dallas) in Week 16 vs. Cincinnati.

SO MANY DIFFERENT STARTING LINEBACKERS/SAFETIES

- Pittsburgh was ravaged by injury and suspension at the inside linebacker and safety position in 2023.
- The Steelers started 16 different players combined at the linebacker and safety positions, which was the second-most of any team in the NFL.

MOST DIFFERENT LINEBACKER & SAFETY STARTERS – 2023

RANK	TEAM	STARTERS
1.	Carolina Panthers	17
2.	Pittsburgh Steelers	16
3.	Baltimore Ravens	14
4.	Arizona Cardinals	13
5.	Philadelphia Eagles	12
	Tampa Bay Buccaneers	12
	Tennessee Titans	12

- Pittsburgh started seven different players at safety, which was tied for the most of any team in the NFL.
- The Steelers to start at safety in 2023: **Minkah Fitzpatrick** (10), **Damontae Kazee** (9), **Keanu Neal** (8), **Eric Rowe** (3), **Miles Killebrew** (1), **Patrick Peterson** (3), **Trenton Thompson** (1).

MOST DIFFERENT SAFETY STARTERS – 2023

RANK	TEAM	STARTERS
1.	Pittsburgh Steelers	7
	Carolina Panthers	7
3.	Tennessee Titans	6
4.	Cleveland Browns	5
	Dallas Cowboys	5
	Detroit Lions	5
	Houston Texans	5
	L.A. Chargers	5
	Philadelphia Eagles	5
	Tampa Bay Buccaneers	5

- The Steelers have started nine different linebackers, including seven inside linebackers.
- The Steelers that started at linebacker in 2023: Alex Highsmith (17), T.J. Watt (17), Elandon Roberts (15), Cole Holcomb (8), Mykal Walker (5), Kwon Alexander (2), Mark Robinson (2), Myles Jack (1) and Blake Martinez (1).
- Highsmith and Watt were the only players to start at outside linebacker for Pittsburgh in 2023.

INSIDE THE NFL SCHEDULE

- Pittsburgh (Weeks 8-10) was one of 11 teams that had a three-game home stand at some point during the 2023 season: Baltimore (Weeks 9-11), Cleveland (Weeks 3-6), Dallas (Weeks 12-14), Houston (Weeks 11-13), Las Vegas (Weeks 12-15), L.A. Rams (Weeks 5-7), Miami (Weeks 14-16), New Orleans (Weeks 13-15), N.Y. Jets (Weeks 12-14) and San Francisco (Weeks 3-5).
- The Steelers were one of four teams that start the season with back-to-back home games: Atlanta, Denver and New England.
- Pittsburgh was one of four teams that finish the season with back-to-back road games: Atlanta, L.A. Rams and N.Y. Jets.

KINGS OF THE NORTH

- Pittsburgh captured the 2020 AFC North title, which marked the franchise's 24th overall division title, ninth since 2002.
- The Steelers earned a division title for the 24th time since the 1970 AFL-NFL merger – the most division crowns by an NFL team in that span.
- Since the AFC North was adopted after the restructuring of the 2002 NFL season when the League realigned divisions after expanding to 32 teams, **Mike Tomlin** has won the division seven times (2007, 2008, 2010, 2014, 2016, 2017 and 2020).
- No other head coach has won the AFC North more than five times (John Harbaugh).
- Pittsburgh's nine AFC North titles nearly equal the combined total from the rest of the division since 2002.

AFC NORTH TITLES

TEAM	TITLES
Baltimore Ravens/Cincinnati Bengals/Cleveland Browns	12
Pittsburgh Steelers	9

AFC NORTH TITLES

RANK	TEAM	TITLES
1.	Pittsburgh Steelers	9
2.	Baltimore Ravens	6
	Cincinnati Bengals	6
4.	Cleveland Browns	0

STEELERS DOMINATE THE AFC NORTH

- Pittsburgh has either won or shared the AFC North Title 10 times (2002, 2004, 2007, 2008, 2010, 2011, 2014, 2016, 2017 and 2020) and finished second on seven other occasions (2005, 2006, 2009, 2013, 2015, 2018 and 2021).
- The AFC North – with Baltimore (13-4), Cleveland (11-6), Pittsburgh (10-7) and Cincinnati (9-8) – became the first division with all teams finishing with a winning record since the 1935 West division.
- The Steelers went 5-1 in the AFC North in 2023.
- Pittsburgh swept both Baltimore and Cincinnati in the same season for the first time since 2017.
- Pittsburgh registered at least five division wins for the eighth time since 2002 and first time since 2017 (5-1).

MOST SEASONS WITH 5+ WINS VS. AFC NORTH – SINCE 2002

RANK	TEAM	SEASONS
1.	Pittsburgh Steelers	8
2.	Baltimore Ravens	3
	Cincinnati Bengals	3

- Pittsburgh owns an overall record of 96-42-1 (.694) against the AFC North.
- The Steelers' 96 all-time wins against the AFC North are the most of any divisional team.
- Pittsburgh's .694 all-time win percentage against the AFC North is the best of any divisional team.
- Pittsburgh owns a regular-season record of 91-40-1 (.693) vs. AFC North.
- The Steelers' 91 regular-season wins against the AFC North are the most of any divisional team.
- Pittsburgh's .693 regular-season win percentage against the AFC North is the best of any divisional team.
- The Steelers' 91 regular-season wins and .693 regular-season win percentage against division opponents are the second-most and second best among all NFL teams in divisional games (New England, 96; New England, .727).

AFC NORTH INTER-DIVISION RECORD

RANK	TEAM	W	L	T	WIN PCT.
1.	Pittsburgh Steelers	91	40	1	.693
2.	Baltimore Ravens	74	58	0	.561
3.	Cincinnati Bengals	59	73	0	.447
4.	Cleveland Browns	39	92	1	.299

- The Steelers own an overall home record of 52-19 (.732) vs. AFC North.
- Pittsburgh owns a regular-season home record of 49-17 (.742) vs. AFC North.
- The Steelers 49 regular-season home wins vs. AFC North foes are the most of any divisional team.
- Pittsburgh's .742 regular-season home win percentage vs. AFC North is the best of any divisional team.
- Pittsburgh's 49 regular-season home wins and .742 regular-season home win percentage against division opponents are the second-most and second-best among all NFL teams in divisional games (New England, 52; New England, .788).

AFC NORTH INTER-DIVISION HOME RECORD

RANK	TEAM	W	L	T	WIN PCT.
1.	Pittsburgh Steelers	49	17	0	.742
2.	Baltimore Ravens	43	23	0	.652
3.	Cincinnati Bengals	33	33	0	.500
4.	Cleveland Browns	26	39	1	.402

- The Steelers own an overall road record of 44-23-1 (.654) vs. AFC North.
- Pittsburgh owns a regular-season road record of 42-23-1 (.644) vs. AFC North.
- The Steelers 42 regular-season road wins vs. AFC North foes are the most of any divisional team.
- Pittsburgh's .644 regular-season road win percentage vs. AFC North is the best of any divisional team.
- Pittsburgh's 42 regular-season road wins and .644 regular-season road win percentage against division opponents are tied for the second-most and second-best among all NFL teams in divisional games (New England, 44, Green Bay, 42; New England, .667).

AFC NORTH INTER-DIVISION ROAD RECORD

RANK	TEAM	W	L	T	WIN PCT.
1.	Pittsburgh Steelers	42	23	1	.644
2.	Baltimore Ravens	31	35	0	.470
3.	Cincinnati Bengals	26	40	0	.394
4.	Cleveland Browns	13	53	0	.197

HOME AWAY FROM HOME

- Pittsburgh has won its last four games vs. Baltimore at M&T Bank Stadium. It's longest active win streak on the Ravens' home field in the League.
- The four-game win streak for the Steelers is the second-longest by a Baltimore opponent in M&T Bank Stadium history.

LONGEST OPPONENT WIN STREAK AT M&T BANK STADIUM HISTORY

RANK	TEAM	START	END	STREAK
1.	Pittsburgh Steelers	W1, 1998	W8, 2002	5
2.	Pittsburgh Steelers	W8, 2020	--	4
3.	Kansas City Chiefs	W7, 1999	W4, 2004	3
	Indianapolis Colts	W1, 2005	W11, 2009	3

STEELERS VS. LAMAR JACKSON

- Baltimore's Lamar Jackson is 58-19 (.753) in his career as a starting quarterback, but has lost three of his four starts vs. Pittsburgh.
- The Steelers are one of three teams in the NFL to defeat Jackson at least three times (Kansas City and Cleveland, 3).
- Pittsburgh's .750 win percentage against Jackson is tied for the best of any team in the League with at least four meetings.

LAMAR JACKSON CAREER STARTS VS. PITTSBURGH

DATE	SCORE	C-A-Y-PCT.	TD	INT	SK	RTG
10/08/2023	L, 10-17	22-38-236-57.9	0	1	4	65.2
12/05/2021	L, 20-19	23-37-219-62.2	1	1	7	80.1
11/01/2020	L, 28-24	13-28-192-46.4	2	2	4	65.8
10/06/2019	W, 26-23 ot	19-28-139-67.9	1	3	5	54.9
	1-3	19.3-32.8-214.5-58.8	4	7	20	66.3

*indicates game played at M&T Bank Stadium

- Jackson's 66.3 passer rating in four games vs. Pittsburgh is the lowest of his career against any single opponent.

LOWEST PASSER RATING BY LAMAR JACKSON VS. OPPONENT (MIN. 4)

RANK	TEAM (GP)	RTG
1.	Pittsburgh Steelers (4)	66.3
2.	Kansas City Chiefs (4)	78.9
3.	Cincinnati Bengals (9)	96.8
4.	Cleveland Browns (10)	97.1
5.	Miami Dolphins (4)	142.7

- The Steelers have intercepted Jackson seven times in his career, which is the second-most despite the total coming in just four games.

MOST INTERCEPTIONS BY LAMAR JACKSON VS. OPPONENT

RANK	TEAM (GP)	INT
1.	Cleveland Browns (10)	8
2.	Pittsburgh Steelers (4)	7
3.	Cincinnati Bengals (9)	4
4.	Buffalo Bills (2)	3
5.	Seven teams tied with	2

- The Steelers have sacked Jackson 20 times in his career, which is the second-most despite the total coming in just four games.

MOST SACKS VS. LAMAR JACKSON VS. OPPONENT

RANK	TEAM (GP)	SACKS
1.	Cleveland Browns (10)	24
2.	Pittsburgh Steelers (4)	20
3.	Cincinnati Bengals (9)	14
4.	Kansas City Chiefs (4)	10
5.	Houston Texans (3)	8
	Indianapolis Colts (3)	8
	L.A. Chargers (3)	8

STEELERS VS. WEST COAST TEAMS

- Pittsburgh traveled to the Pacific time zone in 2023 for the first time since 2021 when it played at Las Vegas (Week 3), L.A. Rams (Week 7) and Seattle (Week 17).
- The Steelers, who were wins in all three such games in 2023, own a 22-38 (.367) regular-season road record against teams that comprise the Pacific time zone (L.A. Rams, Oakland/L.A./Las Vegas Raiders, San Diego/L.A. Chargers, San Francisco 49ers and Seattle Seahawks).
- Pittsburgh made three separate regular-season trips to the Pacific time zone for the first time since 1994 (Week 4 at Seattle, Week 13 at L.A. Raiders and Week 17 at San Diego).
- The Steelers have made three separate regular-season trips to the Pacific time zone on two occasions in franchise history (2023 and 1994).

WALKOFF WIN

- Pittsburgh defeated Cincinnati in Week 1 of 2022 after K **Chris Boswell** connected on a 53-yard field goal in overtime to win the game, 23-20.
- The Steelers played three overtime games in 2021. Pittsburgh went 2-0-1 in those games.
- The Steelers four overtime games are tied for the eighth-most in the NFL since the start of the 2021 season.

MOST OVERTIME GAMES SINCE 2021

RANK	TEAM	GAMES
1.	Las Vegas Raiders	8
	Indianapolis Colts	8
3.	Tennessee Titans	7
4.	Minnesota Vikings	6
	Baltimore Ravens	6
	Cincinnati Bengals	6
7.	Cincinnati Bengals	5
8.	Pittsburgh Steelers	4
	Four other teams	4

- Pittsburgh's .875 win percentage in overtime games is the best in the NFL since the start of the 2021 season (min. four games).

BEST OVERTIME WIN PCT. – SINCE 2021 (MIN. 4)

RANK	TEAM	W	L	T	WIN PCT.
1.	Pittsburgh Steelers	3	0	1	.875
2.	Las Vegas Raiders	6	2	0	.750
3.	Minnesota Vikings	3	3	0	.500
	Baltimore Ravens	3	3	0	.500
	Cincinnati Bengals	3	3	0	.500

- The Steelers are 26-21-4 (.541) in overtime games in franchise history (14-4-2, .750, at home) and to 8-4-2 (.682) at Acrisure Stadium.

KICKOFF WEEKEND

- Pittsburgh owns a 47-39-5 (.544) all-time record on Kickoff Weekend, including 31-19-3 (.613) mark at home.
- The Steelers opened eight consecutive seasons (2015-22) away from Acrisure Stadium. Pittsburgh was 4-2-1 (.643) in those seven season openers.
- Pittsburgh opened the season at home in 2023 for the first time since Sept. 7, 2014, when they defeated Cleveland, 30-27.
- The Steelers and San Francisco have met five times on Kickoff Weekend. Pittsburgh won, 30-17, on Sept. 13, 1987, and 27-0 on Sept. 19, 1977. The 49ers won, 30-7, on Sept. 10, 2023, 24-13, on Sept. 5, 1993, and 23-20 on Sept. 28, 1958 (in San Francisco).
- Pittsburgh owns a 2-5 (.286) record against NFC West foes on Kickoff weekend.
- Since 1960, Pittsburgh is 14-2-1 (.853) on Kickoff Weekend when a Steelers running back rushes for 100 yards or more.
- The Steelers are 16-1-1 (.917) when they score 30+ points on Kickoff Weekend.
- Pittsburgh is 31-22-1 (.583) on Kickoff Weekend since the 1970 AFL-NFL merger.
- Pittsburgh's 31 wins on Kickoff Weekend are tied for the fourth-most in the NFL and third-most among AFC teams since 1970.

MOST KICKOFF WEEKEND WINS – SINCE 1970

RANK	TEAM	WINS
1.	Denver Broncos	35
2.	Dallas Cowboys	34
3.	New England Patriots	32
4.	Pittsburgh Steelers	31
	Minnesota Vikings	31
	San Francisco 49ers	31
	Green Bay Packers	31

- The Steelers' .583 win percentage on Kickoff Weekend is the fourth-best in the League since the 1970 AFL-NFL merger

BEST KICKOFF WEEKEND WIN PCT. – SINCE 1970

RANK	TEAM	W	L	T	WIN PCT.
1.	Denver Broncos	35	18	1	.660
2.	Dallas Cowboys	34	20	0	.630
3.	New England Patriots	32	21	0	.604
4.	Pittsburgh Steelers	31	22	1	.583
5.	Green Bay Packers	31	23	0	.574
	San Francisco 49ers	31	23	0	.574
	Minnesota Vikings	31	23	0	.574

HOME OPENER

- Pittsburgh owns a 51-37-3 (.577) record in home openers, including an 11-6 (.647) mark under head coach **Mike Tomlin**.
- The Steelers have played host to San Francisco for their home opener on five occasions. Pittsburgh has won three of those five meetings (Sept. 10, 2023, L, 30-7; Sept. 20, 2015, W, 43-18; Sept. 5, 1993, L, 24-13; Sept. 13, 1987, W, 30-17; Sept. 19, 1977, W, 27-0).
- Pittsburgh owns a 4-5 (.444) record against NFC West foes in home openers.
- The Steelers lost to New England, 17-14, in their 2022 regular-season home opener.
- Pittsburgh lost to Las Vegas, 26-17, in its 2021 regular-season home opener.
- The Steelers defeated Denver, 26-21, in their 2020 regular-season home opener.
- Since Acrisure Stadium opened in 2001, the Steelers are 16-7 (.696) in their first home game of the season.

STEELERS ON NEW YEAR'S EVE

- Pittsburgh has played five games and hold a 4-1 (.800) mark on New Year's Eve, including 1-1 (.500) at home and 3-0 (1.000) on the road.

NEW YEAR'S EVE RESULTS (4-1)				
Home: 1-1, Road: 3-0				
Date	Opponent	Site	Week	Result
12/31/2023	Seattle Seahawks	A	17	W, 30-23
12/31/2017	Cleveland Browns	H	17	W, 28-24
12/31/2006	Cincinnati Bengals	A	17	W, 23-17
12/31/1989	Houston Oilers	A	WC	W, 26-23
12/31/1972	Miami Dolphins	H	LC	L, 17-21

*indicates playoff game

CELEBRATING THE NEW YEAR

- Pittsburgh owns an all-time record of 39-24 (.619) in the month of January since the 1970 NFL-AFL merger.
- The Steelers' 39 wins in the month of January are tied for the second-most in the NFL over the span.

MOST JANUARY WINS – SINCE 1970

RANK	TEAM	WINS
1.	San Francisco 49ers	42
2.	Pittsburgh Steelers	39
	New England Patriots	39
4.	Green Bay Packers	34
5.	Dallas Cowboys	31

- Pittsburgh's .619 win percentage in the month of January is the third-best in the NFL over the span.

BEST JANUARY WIN PCT. – SINCE 1970

RANK	TEAM	W	L	T	WIN PCT.
1.	New England Patriots	39	22	0	.639
2.	San Francisco 49ers	42	25	0	.627
3.	Pittsburgh Steelers	39	24	0	.619
4.	Washington Commanders	26	18	0	.591
5.	N.Y. Giants	24	19	0	.558

- Pittsburgh owns a record of 17-10 (.630) under head coach **Mike Tomlin** in the month of January (since 2007).
- The Steelers' 17 wins in the month of January are the sixth-most in the NFL over the span.

MOST JANUARY WINS – SINCE 2007

RANK	TEAM	WINS
1.	New England Patriots	21
2.	Green Bay Packers	20
	San Francisco 49ers	20
	Kansas City Chiefs	20
5.	Seattle Seahawks	19
6.	Pittsburgh Steelers	17
7.	Baltimore Ravens	15
8.	New Orleans Saints	14
9.	N.Y. Giants	13
10.	Buffalo Bills	12
	Tampa Bay Buccaneers	12
	Philadelphia Eagles	12

- Pittsburgh's .630 win percentage in the month of January is the fifth-best in the NFL over the span (min. 25 games).

BEST JANUARY WIN PCT. – SINCE 2007 (MIN. 25)

RANK	TEAM	W	L	T	WIN PCT.
1.	San Francisco 49ers	20	7	0	.741
2.	Kansas City Chiefs	20	10	0	.667
3.	New England Patriots	21	12	0	.636
4.	Seattle Seahawks	19	11	0	.633
5.	Pittsburgh Steelers	17	10	0	.630

CELEBRATING THE NEW YEAR (TAKE TWO)

- Pittsburgh owns a regular-season record of 15-2 (.882) in the month of January since the 1970 NFL-AFL merger.
- The Steelers' 15 regular-season wins in the month of January are the most in the NFL over the span.

MOST JANUARY WINS – SINCE 1970

RANK	TEAM	WINS
1.	Pittsburgh Steelers	15
2.	Green Bay Packers	12
	Seattle Seahawks	12
4.	New England Patriots	11
	Kansas City Chiefs	11

- Pittsburgh's .882 regular-season win percentage in the month of January is the best in the NFL over the span.

BEST JANUARY WIN PCT. – SINCE 1970

RANK	TEAM	W	L	T	WIN PCT.
1.	Pittsburgh Steelers	15	2	0	.882
2.	Green Bay Packers	12	5	0	.706
	Seattle Seahawks	12	5	0	.706
4.	New England Patriots	11	6	0	.647
	Kansas City Chiefs	11	6	0	.647

- The Steelers' eight regular-season road wins in the month of January are the most in the NFL over the span.

MOST JANUARY ROAD WINS – SINCE 1970

RANK	TEAM	WINS
1.	Pittsburgh Steelers	8
2.	Kansas City Chiefs	6
3.	Green Bay Packers	5
	Tennessee Titans	5
	Las Vegas Raiders	5
	L.A. Chargers	5
	New Orleans Saints	5
	San Francisco 49ers	5
	Seattle Seahawks	5

- Pittsburgh's .889 regular-season road win percentage in the month of January is the best in the NFL over the span.

BEST JANUARY ROAD WIN PCT. – SINCE 1970

RANK	TEAM	W	L	T	WIN PCT.
1.	Pittsburgh Steelers	8	1	0	.889
2.	Las Vegas Raiders	5	2	0	.714
	L.A. Chargers	5	2	0	.714
4.	Washington Commanders	4	2	0	.667
	Philadelphia Eagles	4	2	0	.667
	Kansas City Chiefs	6	3	0	.667

- The Steelers' seven regular-season home wins in the month of January are tied for the second-most in the NFL over the span.

MOST JANUARY HOME WINS – SINCE 1970

RANK	TEAM	WINS
1.	New England Patriots	9
2.	Pittsburgh Steelers	7
	Buffalo Bills	7
	Seattle Seahawks	7
	Detroit Lions	7
	Green Bay Packers	7

- Pittsburgh's .875 regular-season home win percentage in the month of January is tied for the second-best in the NFL over the span.

BEST JANUARY HOME WIN PCT. – SINCE 1970

RANK	TEAM	W	L	T	WIN PCT.
1.	Jacksonville Jaguars	5	0	0	1.000
2.	Pittsburgh Steelers	7	1	0	.875
	Buffalo Bills	7	1	0	.875
	Seattle Seahawks	7	1	0	.875
5.	Minnesota Vikings	6	1	0	.857

- Pittsburgh owns a regular-season record of 10-1 (.909) under head coach **Mike Tomlin** in the month of January (since 2007).
- The Steelers' 10 regular-season wins in the month of January under Tomlin are the most in the NFL over the span.

MOST JANUARY WINS – SINCE 2007

RANK	TEAM	WINS
1.	Pittsburgh Steelers	10
2.	Seattle Seahawks	9
3.	San Francisco 49ers	8
	Green Bay Packers	8
	Kansas City Chiefs	8

- Pittsburgh's .909 regular-season win percentage in the month of January under Tomlin is the best in the NFL over the span.

BEST JANUARY WIN PCT. – SINCE 1970

RANK	TEAM	W	L	T	WIN PCT.
1.	Pittsburgh Steelers	10	1	0	.909
2.	Seattle Seahawks	9	2	0	.818
3.	San Francisco 49ers	8	3	0	.727
	Green Bay Packers	8	3	0	.727
	Kansas City Chiefs	8	3	0	.727

CLOCK TURNS TO DECEMBER

- Pittsburgh owns the NFL's third-best record in the month of December with a 124-84 (.596) mark since the 1970 AFL-NFL merger.
- The Steelers have been undefeated in December six times (1972, 1976, 1978, 2004, 2014 and 2016).
- Pittsburgh's 123 wins in the month of December are the third-most since the 1970 AFL-NFL merger.

MOST DECEMBER WINS – SINCE 1970

RANK	TEAM	WINS
1.	Green Bay Packers	130
2.	San Francisco 49ers	127
3.	Pittsburgh Steelers	124
4.	New England Patriots	119
5.	Miami Dolphins	118

- The Steelers' .596 win percentage in the month of December is the fourth-best since the 1970 AFL-NFL merger.

BEST DECEMBER WIN PCT. – SINCE 1970

RANK	TEAM	W	L	T	WIN PCT.
1.	Green Bay Packers	130	74	2	.637
4.	Pittsburgh Steelers	124	84	0	.596
2.	San Francisco 49ers	127	83	0	.605
3.	Baltimore Ravens	70	47	0	.598
5.	New England Patriots	119	87	0	.578

- Pittsburgh is 77-32 (.706) in December home games since the 1970 AFL-NFL merger.
- The Steelers' 77 home wins in the month of December are the second-most since the 1970 AFL-NFL merger.

MOST DECEMBER HOME WINS – SINCE 1970

RANK	TEAM	WINS
1.	Miami Dolphins	82
2.	Pittsburgh Steelers	77
3.	San Francisco 49ers	74
4.	Kansas City Chiefs	72
5.	Cincinnati Bengals	71

- Pittsburgh's .706 home win percentage in the month of December is the fourth-best since the 1970 AFL-NFL merger.

BEST DECEMBER HOME WIN PCT. – SINCE 1970

RANK	TEAM	W	L	T	WIN PCT.
1.	Green Bay Packers	70	22	0	.761
2.	Baltimore Ravens	48	17	0	.738
3.	Kansas City Chiefs	72	29	1	.711
4.	Pittsburgh Steelers	77	32	0	.706
5.	San Francisco 49ers	74	33	0	.692

- Pittsburgh is 47-52 (.475) in December road games since the 1970 AFL-NFL merger.
- Pittsburgh owns a 46-29 (.613) record in the month of December since 2007.
- The Steelers' 46 wins in the month of December since 2007 are the third-most in the NFL over the span.

MOST DECEMBER WINS – SINCE 2007

RANK	TEAM	WINS
1.	New England Patriots	51
	Green Bay Packers	51
3.	Pittsburgh Steelers	46
4.	L.A. Chargers	45
	Indianapolis Colts	45

- Pittsburgh's .613 win percentage in the month of December since 2007 is the fourth-best in the NFL over the span.

BEST DECEMBER WIN PCT. – SINCE 2007

RANK	TEAM	W	L	T	WIN PCT.
1.	Green Bay Packers	51	20	0	.718
2.	New England Patriots	51	23	0	.689
3.	Indianapolis Colts	45	28	0	.616
4.	Pittsburgh Steelers	46	29	0	.613
5.	L.A. Chargers	45	30	0	.600

- Pittsburgh is 16-16 (.500) in December road games since 2007.
- Pittsburgh owns a 30-13 (.698) home record in the month of December since 2007.
- The Steelers' 30 home wins in the month of December since 2007 are tied for the most in the NFL over the span.

MOST DECEMBER HOME WINS – SINCE 2007

RANK	TEAM	WINS
1.	Pittsburgh Steelers	30
	Green Bay Packers	30
3.	Baltimore Ravens	29
4.	Seattle Seahawks	27
5.	New England Patriots	25
	Kansas City Chiefs	25
	San Francisco 49ers	25
	Cincinnati Bengals	25

- Pittsburgh's .698 home win percentage in the month of December since 2007 is the fifth-best in the NFL over the span.

BEST DECEMBER HOME WIN PCT. SINCE 2007

RANK	TEAM	W	L	T	WIN PCT.
1.	Green Bay Packers	30	6	0	.833
2.	Indianapolis Colts	24	8	0	.750
3.	San Francisco 49ers	25	9	0	.735
4.	Baltimore Ravens	29	11	0	.725
5.	Pittsburgh Steelers	30	13	0	.698

AUTUMN CARRIES MORE (BLACK) GOLD IN ITS POCKET

- Pittsburgh owns the NFL's best record in the month of November with a 139-82-2 (.628) mark since the 1970 AFL-NFL merger.
- The Steelers have been undefeated in November four times (1975, 1994, 1995 and 2020).
- Pittsburgh's 139 wins in the month of November are the most since the 1970 AFL-NFL merger.

MOST NOVEMBER WINS – SINCE 1970

RANK	TEAM	WINS
1.	Pittsburgh Steelers	139
2.	Dallas Cowboys	137
3.	Miami Dolphins	131
4.	Minnesota Vikings	129
5.	Denver Broncos	126

- The Steelers' .628 win percentage in the month of November is the best since the 1970 AFL-NFL merger.

BEST NOVEMBER WIN PCT. – SINCE 1970

RANK	TEAM	W	L	T	WIN PCT.
1.	Pittsburgh Steelers	139	82	2	.628
2.	Baltimore Ravens	70	45	1	.608
3.	Miami Dolphins	131	91	0	.590
4.	Minnesota Vikings	129	90	2	.588
	Denver Broncos	126	88	1	.588
	Dallas Cowboys	137	96	0	.588

- Pittsburgh is 63-54 (.538) in November road games since the 1970 AFL-NFL merger.
- The Steelers' 63 road wins in the month of November are the most since the 1970 AFL-NFL merger.

MOST NOVEMBER ROAD WINS – SINCE 1970

RANK	TEAM	WINS
1.	Pittsburgh Steelers	63
2.	Miami Dolphins	61
3.	Denver Broncos	60
4.	New England Patriots	56
5.	Indianapolis Colts	55

- Pittsburgh's .538 road win percentage in the month of November is the second-best since the 1970 AFL-NFL merger.

BEST NOVEMBER ROAD WIN PCT. – SINCE 1970

RANK	TEAM	W	L	T	WIN PCT.
1.	Denver Broncos	60	50	1	.545
2.	Pittsburgh Steelers	63	54	0	.538
3.	Miami Dolphins	61	58	0	.513
4.	Indianapolis Colts	55	53	0	.509
5.	Dallas Cowboys	50	49	0	.505

- Pittsburgh is 76-28-2 (.726) in November home games since the 1970 AFL-NFL merger.
- The Steelers' 76 home wins in the month of November are the third-most since the 1970 AFL-NFL merger.

MOST NOVEMBER HOME WINS – SINCE 1970

RANK	TEAM	WINS
1.	Dallas Cowboys	87
2.	Minnesota Vikings	80
3.	Pittsburgh Steelers	76
4.	Miami Dolphins	70
5.	Detroit Lions	69

- Pittsburgh's .726 home win percentage in the month of November is the best since the 1970 AFL-NFL merger.

BEST NOVEMBER HOME WIN PCT. – SINCE 1970

RANK	TEAM	W	L	T	WIN PCT.
1.	Pittsburgh Steelers	76	28	2	.726
2.	Baltimore Ravens	42	16	1	.720
3.	Minnesota Vikings	80	34	0	.702
4.	Miami Dolphins	70	33	0	.680
5.	Dallas Cowboys	87	47	0	.649

- Pittsburgh owns a 43-23-1 (.649) record in the month of November since 2007.
- The Steelers' 43 wins in the month of November since 2007 are the third-most in the NFL over the span.

MOST NOVEMBER WINS – SINCE 2007

RANK	TEAM	WINS
1.	Dallas Cowboys	46
2.	Baltimore Ravens	45
3.	Pittsburgh Steelers	43
4.	New England Patriots	42
	New Orleans Saints	42
	Indianapolis Colts	42

- Pittsburgh's .649 win percentage in the month of November since 2007 is the third-best in the NFL over the span.

BEST NOVEMBER WIN PCT. – SINCE 2007

RANK	TEAM	W	L	T	WIN PCT.
1.	New England Patriots	42	19	0	.689
2.	Baltimore Ravens	45	23	0	.662
3.	Pittsburgh Steelers	43	23	1	.649
4.	Indianapolis Colts	42	25	0	.627
5.	Dallas Cowboys	46	28	0	.622

- The Steelers own a 21-14 (.600) road record in the month of November since 2007.
- Pittsburgh's 21 road wins in the month of November since 2007 are the most in the NFL over the span.

MOST NOVEMBER ROAD WINS – SINCE 2007

RANK	TEAM	WINS
1.	Pittsburgh Steelers	21
2.	Dallas Cowboys	20
3.	New England Patriots	19
	Indianapolis Colts	19
5.	New Orleans Saints	18
	Denver Broncos	18
	Baltimore Ravens	18

- The Steelers' .600 road win percentage in the month of November since 2007 is the third-best in the NFL over the span.

BEST NOVEMBER ROAD WIN PCT. – SINCE 2007

RANK	TEAM	W	L	T	WIN PCT.
1.	Indianapolis Colts	19	9	0	.679
2.	Dallas Cowboys	20	12	0	.625
3.	Pittsburgh Steelers	21	14	0	.600
4.	New England Patriots	19	13	0	.594
5.	Baltimore Ravens	18	14	0	.563

- Pittsburgh owns a 22-9-1 (.703) home record in the month of November since 2007.
- The Steelers' 22 home wins in the month of November since 2007 are tied for the seventh-most in the NFL over the span.

MOST NOVEMBER HOME WINS – SINCE 2007

RANK	TEAM	WINS
1.	Baltimore Ravens	27
2.	Dallas Cowboys	26
3.	New Orleans Saints	24
	Minnesota Vikings	24
5.	New England Patriots	23
	Indianapolis Colts	23
7.	Pittsburgh Steelers	22
	Miami Dolphins	22
9.	Atlanta Falcons	21
	Green Bay Packers	21

- Pittsburgh's .703 home win percentage in the month of November since 2007 is the fifth-best in the NFL over the span.

BEST NOVEMBER HOME WIN PCT. – SINCE 2007

RANK	TEAM	W	L	T	WIN PCT.
1.	New England Patriots	23	6	0	.793
2.	Minnesota Vikings	24	8	0	.750
	Baltimore Ravens	27	9	0	.750
4.	Miami Dolphins	22	9	0	.710
5.	Pittsburgh Steelers	22	9	1	.703

OCTOBER REIGN

- Pittsburgh owns the NFL's best record in the month of October with a 141-74 (.656) mark since the 1970 AFL-NFL merger.
- Pittsburgh has been undefeated in October 10 times (1974, 1975, 1983, 1997, 2000, 2001, 2004, 2009, 2018, 2020).
- Pittsburgh's 141 wins in the month of October are the most since the 1970 AFL-NFL merger.

MOST OCTOBER WINS – SINCE 1970

RANK	TEAM	WINS
1.	Pittsburgh Steelers	141
2.	New England Patriots	132
3.	Denver Broncos	124
4.	Minnesota Vikings	123
5.	Dallas Cowboys	122

- The Steelers' .656 win percentage in the month of October is the best since the 1970 AFL-NFL merger.

BEST OCTOBER WIN PCT. – SINCE 1970

RANK	TEAM	W	L	T	WIN PCT.
1.	Pittsburgh Steelers	141	74	0	.656
2.	New England Patriots	132	94	0	.584
3.	Minnesota Vikings	123	90	0	.577
4.	Denver Broncos	124	93	1	.571
5.	Dallas Cowboys	122	94	0	.565

- Pittsburgh is 58-50 (.537) in October road games since the 1970 AFL-NFL merger.
- The Steelers' 58 road wins in the month of October are the most since the 1970 AFL-NFL merger.

MOST OCTOBER ROAD WINS – SINCE 1970

RANK	TEAM	WINS
1.	Pittsburgh Steelers	58
2.	San Francisco 49ers	55
	New England Patriots	55
	Denver Broncos	55
5.	Indianapolis Colts	54
	Minnesota Vikings	54

- Pittsburgh's .537 road win percentage in the month of October is the best since the 1970 AFL-NFL merger.

BEST OCTOBER ROAD WIN PCT. – SINCE 1970

RANK	TEAM	W	L	T	WIN PCT.
1.	Pittsburgh Steelers	58	50	0	.537
2.	San Francisco 49ers	55	51	1	.519
3.	Las Vegas Raiders	52	50	1	.510
4.	Denver Broncos	55	54	0	.505
5.	Miami Dolphins	53	53	0	.500
	New Orleans Saints	51	51	3	.500

- Pittsburgh is 83-24 (.776) in October home games since the 1970 AFL-NFL merger.
- The Steelers' 83 home wins in the month of October are the most since the 1970 AFL-NFL merger.

MOST OCTOBER HOME WINS – SINCE 1970

RANK	TEAM	WINS
1.	Pittsburgh Steelers	83
2.	New England Patriots	77
3.	Dallas Cowboys	75
4.	Washington Commanders	69
	Buffalo Bills	69
	Minnesota Vikings	69
	Denver Broncos	69

- Pittsburgh's .776 home win percentage in the month of October is the best since the 1970 AFL-NFL merger.

BEST OCTOBER HOME WIN PCT. – SINCE 1970

RANK	TEAM	W	L	T	WIN PCT.
1.	Pittsburgh Steelers	83	24	0	.776
2.	Dallas Cowboys	75	34	0	.688
3.	New England Patriots	77	37	0	.675
4.	Minnesota Vikings	69	34	0	.670
5.	Green Bay Packers	68	36	1	.652

- Pittsburgh owns a 44-21 (.677) record in the month of October since 2007.
- The Steelers' 44 wins in the month of October since 2007 are the third-most in the NFL over the span.

MOST OCTOBER WINS – SINCE 2007

RANK	TEAM	WINS
1.	New England Patriots	54
2.	New Orleans Saints	48
3.	Pittsburgh Steelers	44
4.	Green Bay Packers	42
5.	Kansas City Chiefs	39

- Pittsburgh's .677 win percentage in the month of October since 2007 is the third-best in the NFL over the span.

BEST OCTOBER WIN PCT. – SINCE 2007

RANK	TEAM	W	L	T	WIN PCT.
1.	New England Patriots	54	19	0	.740
2.	New Orleans Saints	48	19	0	.716
3.	Pittsburgh Steelers	44	21	0	.677
4.	Green Bay Packers	42	21	0	.667
5.	Kansas City Chiefs	39	28	0	.582

- Pittsburgh is 18-13 (.581) in October road games since 2007.
- The Steelers' 18 road wins in the month of October since 2007 are tied for the eighth-most in the NFL over the span.

MOST OCTOBER ROAD WINS – SINCE 2007

RANK	TEAM	WINS
1.	New England Patriots	25
2.	New Orleans Saints	22
3.	Seattle Seahawks	21
4.	Green Bay Packers	19
	Kansas City Chiefs	19
	Philadelphia Eagles	19
	Minnesota Vikings	19
8.	Pittsburgh Steelers	18
	Baltimore Ravens	18

- Pittsburgh's .581 road win percentage in the month of October is the fifth-best since 2007.

BEST OCTOBER ROAD WIN PCT. – SINCE 2007

RANK	TEAM	W	L	T	WIN PCT.
1.	New England Patriots	25	11	0	.694
2.	New Orleans Saints	22	11	0	.667
3.	Green Bay Packers	19	13	0	.594
	Kansas City Chiefs	19	13	0	.594
5.	Pittsburgh Steelers	18	13	0	.581

- Pittsburgh is 26-8 (.765) in October home games since 2007.
- The Steelers' 26 home wins in the month of October since 2007 are tied for the second-most in the NFL over the span.

MOST OCTOBER HOME WINS – SINCE 2007

RANK	TEAM	WINS
1.	New England Patriots	29
2.	Pittsburgh Steelers	26
	New Orleans Saints	26
4.	Green Bay Packers	23
	Houston Texans	23

- Pittsburgh's .765 home win percentage in the month of October is tied for the second-best since 2007.

BEST OCTOBER HOME WIN PCT. – SINCE 2007

RANK	TEAM	W	L	T	WIN PCT.
1.	New England Patriots	29	8	0	.784
2.	Pittsburgh Steelers	26	8	0	.765
	New Orleans Saints	26	8	0	.765
4.	Green Bay Packers	23	8	0	.742
5.	Indianapolis Colts	20	11	0	.645

REGULAR-SEASON FINALES

- Pittsburgh owns an all-time record of 46-41 (.529) in regular-season finales.
- The Steelers own a home record of 22-5 (.815) in regular-season finales.
- Pittsburgh owns a road record of 24-36 (.400) in regular-season finales.
- Pittsburgh registered an 11-game win streak in regular-season finales into the Week 17 matchup at Baltimore in 2019.
- The Steelers have captured 13 of their last 15 regular-season finales at home.
- Pittsburgh has captured 21 of its last 26 regular-season finales, including 14 of the last 17 under head coach **Mike Tomlin**.
- Since 1978 (when the NFL went to the 16-game schedule), Pittsburgh is 29-17 (.630) in regular-season finales.
- The Steelers' 29 wins in regular-season finales are tied for the second-most in the NFL since 1978.

MOST WINS IN REGULAR-SEASON FINALES – SINCE 1978

RANK	TEAM	WINS
1.	Kansas City Chiefs	31
2.	Pittsburgh Steelers	29
	Green Bay Packers	29
4.	New England Patriots	27
	Philadelphia Eagles	27
	San Francisco 49ers	27
	Tennessee Titans	27
	Seattle Seahawks	27
9.	Indianapolis Colts	26
	Washington Commanders	26

- Pittsburgh's .630 win percentage in regular-season finales is tied for the second-best in the NFL since 1978.

BEST WIN PCT. IN REGULAR-SEASON FINALES – SINCE 1978

RANK	TEAM	W	L	T	WIN PCT.
1.	Kansas City Chiefs	31	15	0	.675
2.	Pittsburgh Steelers	29	17	0	.630
	Green Bay Packers	29	17	0	.630
4.	New England Patriots	27	19	0	.587
	Philadelphia Eagles	27	19	0	.587
	San Francisco 49ers	27	19	0	.587
	Tennessee Titans	27	19	0	.587
	Seattle Seahawks	27	19	0	.587
9.	Indianapolis Colts	26	20	0	.565
	Washington Commanders	26	20	0	.565

- Pittsburgh is 14-3 (.824) in regular-season finales since 2007, when **Mike Tomlin** took the reins as head coach of the Steelers.
- The Steelers' 13 wins in regular-season finales under Tomlin are the most in the NFL since 2007.

MOST WINS IN REGULAR-SEASON FINALES – SINCE 2007

RANK	TEAM	WINS
1.	Pittsburgh Steelers	14
2.	San Francisco 49ers	12
3.	Minnesota Vikings	11
	Green Bay Packers	11
	Tennessee Titans	11

- Pittsburgh's .824 win percentage in regular-season finales under Tomlin is the best in the NFL since 2007.

BEST WIN PCT. IN REGULAR-SEASON FINALES – SINCE 2007

RANK	TEAM	W	L	T	WIN PCT.
1.	Pittsburgh Steelers	14	3	0	.824
2.	San Francisco 49ers	12	5	0	.706
3.	Green Bay Packers	11	6	0	.647
	Minnesota Vikings	11	6	0	.647
	Tennessee Titans	11	6	0	.647

STEELERS SAVE THEIR BEST FOR LAST

- Pittsburgh is 43-12 (.782) in regular-season home finales since the 1970 NFL-AFL merger.
- The Steelers' 43 regular-season wins in home finales are the most since the 1970 NFL-AFL merger.

MOST WINS IN REGULAR-SEASON HOME FINALES – SINCE 1970

RANK	TEAM	WINS
1.	Pittsburgh Steelers	43
2.	Cincinnati Bengals	41
3.	New England Patriots	40
4.	Kansas City Chiefs	39
5.	Indianapolis Colts	38
	San Francisco 49ers	38

- Pittsburgh's .782 regular-season win percentage in home finales is the best since the 1970 NFL-AFL merger.

BEST REGULAR-SEASON HOME FINALE WIN PCT. – SINCE 1970

RANK	TEAM	W	L	T	WIN PCT.
1.	Pittsburgh Steelers	43	12	0	.782
2.	Cincinnati Bengals	41	14	0	.745
3.	New England Patriots	40	15	0	.727
4.	Baltimore Ravens	21	8	0	.724
5.	Kansas City Chiefs	39	16	0	.709

- Pittsburgh is 16-2 (.889) in regular-season home finales under head coach **Mike Tomlin** (since 2007).
- The Steelers' 16 regular-season wins in home finales since 2007, when **Mike Tomlin** took the reigns as head coach, is tied for the most in the NFL.

MOST WINS IN REGULAR SEASON HOME FINALES – SINCE 2007

RANK	TEAM	WINS
1.	Pittsburgh Steelers	16
	Cincinnati Bengals	16
3.	New England Patriots	15
4.	San Francisco 49ers	14
	L.A. Chargers	13

- Pittsburgh's .889 regular-season win percentage in home finales since 2007, when **Mike Tomlin** took the reigns as head coach, is tied for the best in the NFL.

BEST REGULAR-SEASON HOME FINALE WIN PCT. – SINCE 2007

RANK	TEAM	W	L	T	WIN PCT.
1.	Pittsburgh Steelers	16	2	0	.889
2.	Cincinnati Bengals	16	2	0	.889
3.	New England Patriots	15	3	0	.833
4.	San Francisco 49ers	14	4	0	.778
5.	L.A. Chargers	13	5	0	.722

- The Steelers have played Cincinnati in eight home finales since the 1970 NFL-AFL merger.
- Pittsburgh is 5-3 (.625) in those eight meetings, including 3-0 under Tomlin.
- The Steelers have played Cleveland in 18 home finales since the 1970 NFL-AFL merger.
- Pittsburgh is 17-1 (.944) in those 18 previous meetings, including 8-0 under Tomlin.

CIRCLE THE WAGONS

- Pittsburgh lost in Week 15 at Indianapolis, 30-13, but bounced back with a 34-11 rout of Cincinnati in Week 16.
- The Steelers were on the wrong side of a 30-6 defeat in Week 4 at Houston, but rebounded with a 17-10 victory in Week 6 vs. Baltimore.
- Pittsburgh lost in Week 1 vs. San Francisco, 30-7, but rallied for a 26-22 victory in Week 2 vs. Cleveland.
- The Steelers have remarkable success of rebounding following losses of 17+ points.
- Pittsburgh has won seven straight games following a loss of 17+ points, including 12 of its last 13 such outings.

GAME-BY-GAME AFTER 17+ POINT LOSS – SINCE 2007

17+ DEFEATS			NEXT GAME		
Date	Opp.	Result	Date	Opp.	Result
12/16/2023	at Colts	L, 13-30	12/23/2023	vs. Bengals	W, 34-11
10/01/2023	at Texans	L, 6-30	10/08/2023	vs. Ravens	W, 17-10
09/10/2023	vs. 49ers	L, 7-30	09/18/2023	vs. Browns	W, 26-22
10/30/2022	at Eagles	L, 13-35	11/13/2022	vs. Saints	W, 20-10
10/09/2022	at Bills	L, 3-38	10/16/2022	vs. Buccaneers	W, 20-18
12/26/2021	at Chiefs	L, 10-36	01/03/2022	vs. Browns	W, 26-14
11/28/2021	at Bengals	L, 10-41	12/05/2021	vs. Ravens	W, 20-19
09/08/2019	at Patriots	L, 3-33	09/15/2019	vs. Seahawks	L, 26-28
10/08/2017	vs. Jaguars	L, 9-30	10/15/2017	at Chiefs	W, 19-13
09/25/2016	at Eagles	L, 3-34	10/02/2016	vs. Chiefs	W, 43-14
10/12/2014	at Browns	L, 10-31	10/20/2014	vs. Texans	W, 30-23
09/11/2014	at Ravens	L, 6-26	09/21/2014	at Panthers	W, 37-19
11/03/2013	at Patriots	L, 31-55	11/10/2013	vs. Bills	W, 23-10
09/22/2013	vs. Bears	L, 23-40	09/29/2013	at Vikings	L, 27-34
12/19/2011	at 49ers	L, 3-20	12/24/2011	vs. Rams	W, 27-0
09/11/2011	at Ravens	L, 7-35	09/18/2011	vs. Seahawks	W, 24-0
12/21/2008	at Titans	L, 14-31	12/28/2008	vs. Browns	W, 31-0
12/09/2007	at Patriots	L, 13-34	12/16/2007	vs. Jaguars	L, 22-29

- Pittsburgh owns a 15-3 (.833) record in games following losses of 17+ points since 2007, when **Mike Tomlin** took the reigns as head coach of the Steelers.
- Pittsburgh's .833 win percentage in games following losses of 17+ points is the best in the NFL since 2007.

BEST RECORDS AFTER 17+ POINT LOSS – SINCE 2007 (MIN. 10)

RANK	TEAM	W	L	T	WIN PCT.
1.	Pittsburgh Steelers	15	3	0	.833
2.	L.A. Chargers	10	5	0	.667
3.	New England Patriots	9	5	0	.643
4.	New Orleans Saints	12	7	0	.632
5.	Baltimore Ravens	11	7	0	.611

- The Steelers are 13-2 (.867) in home games following a loss of 17+ points.
- Pittsburgh's .867 home win percentage in games following losses of 17+ points is the best in the NFL since 2007 (min. 10 games).

BEST HOME RECORDS AFTER 17+ POINT LOSS – SINCE 2007 (MIN. 10)

RANK	TEAM	W	L	T	WIN PCT.
1.	Pittsburgh Steelers	13	2	0	.867
2.	Baltimore Ravens	8	5	0	.615
3.	Dallas Cowboys	6	4	0	.600
4.	Cincinnati Bengals	9	6	1	.594
5.	Carolina Panthers	13	9	0	.591

- Pittsburgh owns a 56-18 (.757) record in games following losses of 17+ points since the 1970 AFL-NFL merger.
- Pittsburgh's .757 win percentage in games following losses of 17+ points is the best in the NFL since the 1970 AFL-NFL merger (min. 50 games).

BEST RECORDS AFTER 17+ POINT LOSS – SINCE 1970 (MIN. 50)

RANK	TEAM	W	L	T	WIN PCT.
1.	Pittsburgh Steelers	56	18	0	.757
2.	Dallas Cowboys	43	36	0	.544
3.	Minnesota Vikings	42	36	1	.538
4.	Kansas City Chiefs	44	38	0	.537
5.	Denver Broncos	47	41	0	.534

- Pittsburgh owns a 42-12 (.778) home record in games following losses of 17+ points since the 1970 AFL-NFL merger.
- Pittsburgh's .778 home win percentage in games following losses of 17+ points is the best in the NFL since the 1970 AFL-NFL merger (min. 25 games).

BEST HOME RECORDS AFTER 17+ POINT LOSS – SINCE 1970 (MIN. 25)

RANK	TEAM	W	L	T	WIN PCT.
1.	Pittsburgh Steelers	42	12	0	.778
2.	Denver Broncos	31	18	0	.633
3.	Minnesota Vikings	24	14	0	.632
4.	Baltimore Ravens	16	10	1	.611
5.	Kansas City Chiefs	28	18	0	.609

- Pittsburgh has only suffered 26 defeats of 17+ points since 2002, when the NFL expanded to 32 teams, which is tied for the fourth-fewest in the League.

FEWEST 17+ POINT LOSSES – SINCE 2002

RANK	TEAM	GAMES
1.	New England Patriots	20
2.	L.A. Chargers	22
	Green Bay Packers	22
4.	Pittsburgh Steelers	26
	Baltimore Ravens	26

- Pittsburgh has only suffered 18 defeats of 17+ points since 2007, when **Mike Tomlin** took the reins as head coach of the Steelers, which is tied for the fourth-fewest in the NFL.

FEWEST 17+ POINT LOSSES – SINCE 2007

RANK	TEAM	GAMES
1.	New England Patriots	14
2.	L.A. Chargers	15
	Green Bay Packers	15
4.	Pittsburgh Steelers	18
	Baltimore Ravens	18

STEELERS 2023 TEAM CAPTAINS

- The Steelers selected four players to serve as team captains for the 2023 season determined by a vote of their teammates.
- QB **Kenny Pickett** was selected to serve as offensive captain, DT **Cameron Heyward** and LB **T.J. Watt** were picked to serve as defensive captains and S **Miles Killebrew** was chosen to serve as the special teams captain.
- Heyward was selected as a captain for the ninth consecutive year (2015-23).
- Only three players in franchise history have been selected captain more than Heyward – Ben Roethlisberger (13), Sam Davis (11) and Andy Russell (10).
- Watt was named captain for the third time in his career (2020, 2022-23).
- Killebrew was named captain for the second time (2022-23).

KINGS OF THE AFC

- Pittsburgh owns the NFL's best overall record vs. AFC opponents with a 419-274-2 (.604) mark since the 1970 AFL-NFL merger.
- The Steelers are 389-249-2 (.609) in regular-season games vs. AFC opponents since the 1970 AFL-NFL merger.
- The Steelers' 389 regular-season wins against the AFC since the 1970 AFL-NFL merger are the most in the League.
- Pittsburgh is the only team with at least 375 regular-season wins against the AFC since the 1970 AFL-NFL merger.

MOST WINS VS. AFC – SINCE 1970

RANK	TEAM	WINS
1.	Pittsburgh Steelers	389
2.	New England Patriots	370
3.	Miami Dolphins	358
4.	Denver Broncos	353
5.	Kansas City Chiefs	335

- The Steelers' .609 regular-season win percentage against the AFC since the 1970 AFL-NFL merger is the best among AFC teams.

BEST WIN PCT. VS. AFC – SINCE 1970

RANK	TEAM	W	L	T	WIN PCT.
1.	Pittsburgh Steelers	389	249	2	.609
2.	New England Patriots	370	272	0	.576
3.	Miami Dolphins	358	279	2	.562
4.	Denver Broncos	353	277	4	.560
5.	Baltimore Ravens	186	152	0	.550

- Pittsburgh is 163-156-2 (.511) in regular-season road games against the AFC since the 1970 AFL-NFL merger.
- The Steelers' 163 regular-season road wins against the AFC since the 1970 AFL-NFL merger are the most among AFC teams.

MOST ROAD WINS VS. AFC – SINCE 1970

RANK	TEAM	WINS
1.	Pittsburgh Steelers	163
2.	New England Patriots	157
3.	Indianapolis Colts	152
4.	Miami Dolphins	149
5.	Denver Broncos	144

- Pittsburgh's .511 regular-season road win percentage against the AFC since the 1970 AFL-NFL merger is the best among AFC teams.

BEST ROAD WIN PCT. VS. AFC – SINCE 1970

RANK	TEAM	W	L	T	WIN PCT.
1.	Pittsburgh Steelers	163	156	2	.511
2.	New England Patriots	157	164	0	.489
3.	Indianapolis Colts	152	170	1	.472
4.	Miami Dolphins	149	169	1	.469
5.	Denver Broncos	144	173	0	.454

- Pittsburgh is 226-93 (.708) in regular-season home games against the AFC since the 1970 AFL-NFL merger.
- The Steelers' 226 regular-season home wins against the AFC since the 1970 AFL-NFL merger are the most among AFC teams.

MOST HOME WINS VS. AFC – SINCE 1970

RANK	TEAM	WINS
1.	Pittsburgh Steelers	226
2.	New England Patriots	213
3.	Miami Dolphins	209
	Denver Broncos	209
5.	Kansas City Chiefs	193

- Pittsburgh's .708 regular-season home win percentage against the AFC since the 1970 AFL-NFL merger is the best among AFC teams.

BEST HOME WIN PCT. VS. AFC – SINCE 1970

RANK	TEAM	W	L	T	WIN PCT.
1.	Pittsburgh Steelers	226	93	0	.708
2.	Denver Broncos	209	104	4	.667
3.	New England Patriots	213	108	0	.664
4.	Miami Dolphins	209	110	1	.655
5.	Baltimore Ravens	111	59	0	.653

KINGS OF THE NFC

- Pittsburgh is 131-78-2 (.626) overall against the NFC since the 1970 AFL-NFL merger.
- Pittsburgh is 125-76-2 (.621) in the regular-season against the NFC since the 1970 AFL-NFL merger.
- The Steelers' 125 regular-season wins against the NFC are the most among AFC teams since the 1970 AFL-NFL merger.

MOST AFC WINS VS. NFC – SINCE 1970

RANK	TEAM	WINS
1.	Pittsburgh Steelers	124
2.	Miami Dolphins	123
3.	Denver Broncos	116
4.	Kansas City Chiefs	110
5.	New England Patriots	108

- Pittsburgh's .621 regular-season win percentage against the NFC is the second-best among AFC teams since the 1970 AFL-NFL merger.

BEST AFC WIN PCT. VS. NFC – SINCE 1970

RANK	TEAM	W	L	T	WIN PCT.
1.	Baltimore Ravens	70	42	1	.624
2.	Pittsburgh Steelers	125	76	2	.621
3.	Miami Dolphins	123	81	0	.603
4.	Kansas City Chiefs	110	81	2	.576
5.	Denver Broncos	116	91	2	.560

- Pittsburgh is 51-49 (.510) in regular-season road games against the NFC since the 1970 AFL-NFL merger.

- The Steelers' 51 regular-season road wins against the NFC are the fourth-most among AFC teams since the 1970 AFL-NFL merger.

MOST AFC ROAD WINS VS. NFC – SINCE 1970

RANK	TEAM	WINS
1.	Miami Dolphins	55
2.	Tennessee Titans	52
	New England Patriots	52
4.	Pittsburgh Steelers	51
5.	Las Vegas Raiders	47

- Pittsburgh's .510 regular-season road win percentage against the NFC is the third-best among AFC teams since the 1970 AFL-NFL merger (min. 75 games).

BEST AFC ROAD WIN PCT. VS. NFC – SINCE 1970 (MIN. 75)

RANK	TEAM	W	L	T	WIN PCT.
1.	Miami Dolphins	55	48	0	.534
2.	New England Patriots	52	48	0	.520
3.	Pittsburgh Steelers	51	49	0	.510
4.	Tennessee Titans	52	51	0	.505
5.	Kansas City Chiefs	46	49	1	.484

- Pittsburgh is 74-27-2 (.728) in regular-season home games against the NFC since the 1970 AFL-NFL merger.
- The Steelers' 74 regular-season home wins against the NFC are the most among AFC teams since the 1970 AFL-NFL merger.

MOST AFC HOME WINS VS. NFC – SINCE 1970

RANK	TEAM	WINS
1.	Pittsburgh Steelers	74
2.	Denver Broncos	72
3.	Miami Dolphins	68
4.	Kansas City Chiefs	64
	Buffalo Bills	64
	Cincinnati Bengals	64

- Pittsburgh's .728 regular-season home win percentage against the NFC is the best among AFC teams since the 1970 AFL-NFL merger (min. 75 games).

BEST AFC HOME WIN PCT. VS. NFC – SINCE 1970 (MIN. 75)

RANK	TEAM	W	L	T	WIN PCT.
1.	Pittsburgh Steelers	74	27	2	.728
2.	Denver Broncos	72	34	0	.679
3.	Miami Dolphins	68	33	0	.673
4.	Kansas City Chiefs	64	32	1	.667
5.	Cincinnati Bengals	64	35	3	.642

STEELERS ON SATURDAY

- Since Saturday Football debuted in 1940, the Steelers have played in 67 games and hold a 38-29 (.567) mark on Saturday, including 26-9 (.743) at home and 12-20 (.375) on the road.
- Pittsburgh's 67 appearances on Saturday are the most in the NFL since 1940.

MOST SATURDAY FOOTBALL GAMES – SINCE 1940

RANK	TEAM	GAMES
1.	Pittsburgh Steelers	67
2.	Indianapolis Colts	65
3.	N.Y. Jets	64
4.	Buffalo Bills	61
5.	New England Patriots	58

- The Steelers' 37 wins on Saturday are the most in the NFL since 1940.

MOST SATURDAY WINS – SINCE 1940

RANK	TEAM	WINS
1.	Pittsburgh Steelers	38
2.	San Francisco 49ers	34
3.	Buffalo Bills	31
4.	New England Patriots	30
5.	Green Bay Packers	29

- Pittsburgh's .561 win percentage on Saturday is the second-best in the NFL since 1940 (min. 50 games).

BEST SATURDAY WIN PCT. – SINCE 1940 (MIN. 50 GAMES)

RANK	TEAM	W	L	T	WIN PCT.
1.	San Francisco 49ers	34	21	0	.618
2.	Pittsburgh Steelers	38	29	0	.567
3.	New England Patriots	30	27	1	.526
4.	Buffalo Bills	31	28	2	.525
5.	N.Y. Giants	26	27	0	.491

- Pittsburgh's 35 home appearances on Saturday are the third-most in the NFL since 1940.

MOST SATURDAY HOME GAMES – SINCE 1940

RANK	TEAM	GAMES
1.	San Francisco 49ers	42
2.	N.Y. Jets	40
3.	Pittsburgh Steelers	35
4.	Buffalo Bills	34
5.	Philadelphia Eagles	30

- The Steelers' 26 home wins on Saturday are tied for the most in the NFL since 1940.

MOST SATURDAY HOME WINS – SINCE 1940

RANK	TEAM	WINS
1.	Pittsburgh Steelers	26
	San Francisco 49ers	26
3.	Buffalo Bills	20
4.	New England Patriots	18
5.	Indianapolis Colts	17
	L.A. Chargers	17

- Pittsburgh's .743 home win percentage on Saturday is the best in the NFL since 1940 (min. 25 games).

BEST SATURDAY HOME WIN PCT. – SINCE 1940 (MIN. 25)

RANK	TEAM	W	L	T	WIN PCT.
1.	Pittsburgh Steelers	26	9	0	.743
2.	New England Patriots	18	7	0	.720
3.	San Francisco 49ers	27	15	0	.643
4.	Indianapolis Colts	17	10	0	.630
5.	Las Vegas Raiders	15	9	1	.625

- Pittsburgh's 32 road appearances on Saturday are the fourth-most in the NFL since 1940.

MOST SATURDAY ROAD GAMES – SINCE 1940

RANK	TEAM	GAMES
1.	Indianapolis Colts	38
2.	Washington Commanders	35
3.	New England Patriots	33
4.	Pittsburgh Steelers	32
5.	Kansas City Chiefs	31
	Las Vegas Raiders	31

- The Steelers' 12 road wins on Saturday are tied for the fourth-most in the NFL since 1940.

MOST SATURDAY ROAD WINS – SINCE 1940

RANK	TEAM	WINS
1.	Green Bay Packers	16
2.	Washington Commanders	15
3.	Kansas City Chiefs	14
4.	Pittsburgh Steelers	12
	New England Patriots	12

- The Steelers have played in 41 games and hold a 26-15 (.634) mark on Saturday since the 1970 AFL-NFL merger, including 16-4 (.800) at home and 10-11 (.476) on the road.
- Pittsburgh's 41 appearances on Saturday are the fourth-most in the NFL since 1970.

MOST SATURDAY FOOTBALL GAMES – SINCE 1970

RANK	TEAM	GAMES
1.	Washington Commanders	47
2.	Minnesota Vikings	44
	San Francisco 49ers	44
4.	Pittsburgh Steelers	41
5.	Dallas Cowboys	40

- The Steelers' 26 wins on Saturday are the second-most in the NFL since 1970.

MOST SATURDAY WINS – SINCE 1970

RANK	TEAM	WINS
1.	San Francisco 49ers	29
2.	Pittsburgh Steelers	26
3.	Minnesota Vikings	24
	Washington Commanders	24
	Dallas Cowboys	24

- Pittsburgh's .634 win percentage on Saturday is the third-best in the NFL since 1970 (min. 25 games).

BEST SATURDAY WIN PCT. – SINCE 1970 (MIN. 25)

RANK	TEAM	W	L	T	WIN PCT.
1.	San Francisco 49ers	29	15	0	.659
2.	Pittsburgh Steelers	26	15	0	.634
3.	Green Bay Packers	17	10	0	.630
4.	New England Patriots	21	13	0	.618
5.	Dallas Cowboys	24	16	0	.600

- The Steelers' 21 road appearances on Saturday are tied for the fifth-most in the NFL since 1970.

MOST SATURDAY ROAD GAMES – SINCE 1970

RANK	TEAM	GAMES
1.	Washington Commanders	29
2.	Minnesota Vikings	26
3.	Buffalo Bills	22
	Kansas City Chiefs	22
5.	Pittsburgh Steelers	21
	Dallas Cowboys	21

- Pittsburgh's 10 road wins on Saturday are tied for the fourth-most in the NFL since 1970.

MOST SATURDAY ROAD WINS – SINCE 1970

RANK	TEAM	WINS
1.	Washington Commanders	13
2.	Minnesota Vikings	11
	Dallas Cowboys	11
4.	Pittsburgh Steelers	10
	N.Y. Jets	10

- Pittsburgh's .476 road win percentage on Saturday is the fourth-best in the NFL since 1970 (min. 15 games).

BEST SATURDAY ROAD WIN PCT. – SINCE 1970 (MIN. 15)

RANK	TEAM	W	L	T	WIN PCT.
1.	Tennessee Titans	9	7	0	.563
2.	N.Y. Jets	10	8	0	.556
3.	Dallas Cowboys	11	10	0	.524
4.	Pittsburgh Steelers	10	11	0	.476
5.	Washington Commanders	13	16	0	.448

- The Steelers' 20 home appearances on Saturday are tied for the fourth-most in the NFL since 1970.

MOST SATURDAY HOME GAMES – SINCE 1970

RANK	TEAM	GAMES
1.	San Francisco 49ers	33
2.	N.Y. Giants	24
3.	Miami Dolphins	22
4.	Pittsburgh Steelers	20
	Seattle Seahawks	20
	Las Vegas Raiders	20
	New England Patriots	20

- Pittsburgh's 16 home wins on Saturday are tied for the second-most in the NFL since 1970.

MOST SATURDAY HOME WINS – SINCE 1970

RANK	TEAM	WINS
1.	San Francisco 49ers	23
2.	Pittsburgh Steelers	16
	New England Patriots	16
	Miami Dolphins	16
5.	N.Y. Giants	15

- The Steelers' .800 home win percentage on Saturday is tied for the best in the NFL since 1970 (min. 15 games).

BEST SATURDAY HOME WIN PCT. – SINCE 1940 (MIN. 15)

RANK	TEAM	W	L	T	WIN PCT.
1.	Pittsburgh Steelers	16	4	0	.800
	New England Patriots	16	4	0	.800
3.	Miami Dolphins	16	6	0	.727
4.	Minnesota Vikings	13	5	0	.722
5.	San Francisco 49ers	23	10	0	.697

UNDER THE LIGHTS

- Pittsburgh is 98-68 (.590) in regular-season primetime games since the 1970 AFL-NFL merger.
- Pittsburgh made four primetime appearances in 2023 (Week 2 vs. Cleveland; Week 3 at Las Vegas; Week 9 vs. Tennessee; Week 14 vs. New England).
- Pittsburgh's 166 regular-season appearances in primetime are the second-most in the NFL since the 1970 AFL-NFL merger.

MOST PRIMETIME GAMES – SINCE 1970

RANK	TEAM	GAMES
1.	Dallas Cowboys	188
2.	Pittsburgh Steelers	166
3.	Denver Broncos	157
4.	N.Y. Giants	153
5.	Green Bay Packers	149

- The Steelers' 98 regular-season wins in primetime are the second-most in the NFL since the 1970 AFL-NFL merger.

MOST PRIMETIME WINS – SINCE 1970

RANK	TEAM	WINS
1.	Dallas Cowboys	105
2.	Pittsburgh Steelers	98
3.	San Francisco 49ers	88
4.	Green Bay Packers	84
	Philadelphia Eagles	84

- Pittsburgh's .590 win percentage in primetime is the fourth-best in the NFL since the 1970 AFL-NFL merger.

BEST PRIMETIME WIN PCT. – SINCE 1970 (MIN. 100)

RANK	TEAM	W	L	T	WIN PCT.
1.	Kansas City Chiefs	71	43	0	.623
2.	Seattle Seahawks	66	39	1	.627
3.	San Francisco 49ers	88	58	0	.603
4.	Pittsburgh Steelers	98	68	0	.590
5.	Green Bay Packers	84	64	1	.567

- Pittsburgh's 72 regular-season home appearances in primetime are the seventh-most in the NFL since the 1970 AFL-NFL merger.

MOST HOME PRIMETIME GAMES – SINCE 1970

RANK	TEAM	GAMES
1.	Miami Dolphins	89
2.	Dallas Cowboys	85
3.	San Francisco 49ers	83
4.	Denver Broncos	76
5.	L.A. Chargers	75
6.	Philadelphia Eagles	73
7.	Pittsburgh Steelers	72
8.	Seattle Seahawks	70
9.	New Orleans Saints	69
10.	Washington Commanders	68

- The Steelers' 54 regular-season home wins in primetime are the second-most in the NFL since the 1970 AFL-NFL merger.

MOST HOME PRIMETIME WINS – SINCE 1970

RANK	TEAM	WINS
1.	Miami Dolphins	56
2.	Pittsburgh Steelers	54
3.	San Francisco 49ers	53
4.	Seattle Seahawks	49
	Dallas Cowboys	49

- Pittsburgh's .750 home win percentage in primetime is the best in the NFL since the 1970 AFL-NFL merger.

BEST HOME PRIMETIME WIN PCT. – SINCE 1970 (MIN. 50)

RANK	TEAM	W	L	T	WIN PCT.
1.	Pittsburgh Steelers	54	18	0	.750
2.	Green Bay Packers	47	19	1	.709
3.	Seattle Seahawks	49	21	0	.700
4.	Kansas City Chiefs	38	19	0	.667
5.	New England Patriots	40	22	0	.645

- Pittsburgh's 94 regular-season road appearances in primetime are the third-most in the NFL since the 1970 AFL-NFL merger.

MOST ROAD PRIMETIME GAMES – SINCE 1970

RANK	TEAM	GAMES
1.	Dallas Cowboys	103
2.	N.Y. Giants	96
3.	Pittsburgh Steelers	94
4.	Las Vegas Raiders	87
5.	Chicago Bears	85

- Pittsburgh's 44 regular-season road wins in primetime are the second-most in the NFL since the 1970 AFL-NFL merger.

MOST ROAD PRIMETIME WINS – SINCE 1970

RANK	TEAM	WINS
1.	Dallas Cowboys	56
2.	Pittsburgh Steelers	44
3.	Philadelphia Eagles	40
4.	Las Vegas Raiders	39
5.	New England Patriots	38

STEELERS ON MONDAY NIGHT

- Since Monday Night Football debuted in 1970, the Steelers have played in 78 games and holds a 53-25 (.679) mark under the lights on Monday, including 30-5 (.857) at home and 23-20 (.535) on the road.
- Pittsburgh's 78 appearances on Monday Night Football are tied for the fourth-most in the NFL.

MOST MNF GAMES – SINCE 1970

RANK	TEAM	GAMES
1.	Miami Dolphins	87
2.	Dallas Cowboys	86
3.	San Francisco 49ers	83
4.	Pittsburgh Steelers	78
	Denver Broncos	78

- The Steelers' 53 wins on Monday Night Football are the most in the NFL.

MOST MNF WINS – SINCE 1970

RANK	TEAM	WINS
1.	Pittsburgh Steelers	53
2.	San Francisco 49ers	52
3.	Dallas Cowboys	51
4.	Miami Dolphins	43
	Las Vegas Raiders	43

- Pittsburgh's .679 win percentage on Monday Night Football is the best in the NFL (min. 50 games).

BEST MNF WIN PCT. – SINCE 1970 (MIN. 50)

RANK	TEAM	W	L	T	WIN PCT.
1.	Pittsburgh Steelers	53	25	0	.679
2.	San Francisco 49ers	52	31	0	.627
3.	Kansas City Chiefs	31	20	0	.608
4.	Dallas Cowboys	51	35	0	.593
5.	Las Vegas Raiders	43	32	1	.572

- Pittsburgh's 43 road appearances on Monday Night Football are tied for the fourth-most in the NFL.

MOST ROAD MNF GAMES – SINCE 1970

RANK	TEAM	GAMES
1.	N.Y. Giants	50
2.	Las Vegas Raiders	46
3.	Dallas Cowboys	45
4.	Pittsburgh Steelers	43
5.	Chicago Bears	42

- The Steelers' 23 road wins on Monday Night Football are the second-most in the NFL.

MOST MNF ROAD WINS – SINCE 1970

RANK	TEAM	WINS
1.	Dallas Cowboys	29
2.	Pittsburgh Steelers	23
3.	Las Vegas Raiders	22
	San Francisco 49ers	22
5.	N.Y. Giants	17
	Chicago Bears	17
	Green Bay Packers	17
	L.A. Rams	17

- Pittsburgh's .535 road win percentage on Monday Night Football is the third-best in the NFL (min. 25 games).

BEST MNF ROAD WIN PCT. – SINCE 1970 (MIN. 25)

RANK	TEAM	W	L	T	WIN PCT.
1.	Dallas Cowboys	29	18	0	.617
2.	San Francisco 49ers	22	16	0	.579
3.	Pittsburgh Steelers	23	20	0	.535
4.	Kansas City Chiefs	13	12	0	.520
5.	Las Vegas Raiders	22	23	1	.489

- Pittsburgh's 35 home appearances on Monday Night Football are the eighth-most in the NFL.

MOST HOME MNF GAMES – SINCE 1970

RANK	TEAM	GAMES
1.	Miami Dolphins	57
2.	San Francisco 49ers	45
3.	Washington Commanders	40
4.	Dallas Cowboys	39
	Philadelphia Eagles	39
6.	Denver Broncos	38
7.	New Orleans Saints	36
8.	Pittsburgh Steelers	35
9.	Chicago Bears	33
10.	L.A. Chargers	32
	L.A. Rams	32

- The Steelers' 30 home wins on Monday Night Football are tied for the second-most in the NFL.

MOST MNF HOME WINS – SINCE 1970

RANK	TEAM	WINS
1.	Miami Dolphins	34
2.	Pittsburgh Steelers	30
	San Francisco 49ers	30
4.	Denver Broncos	24
5.	Philadelphia Eagles	23

- Pittsburgh's .857 home win percentage on Monday Night Football is the best in the NFL (min. 25 games).
- Pittsburgh has won 21 consecutive Monday Night Football home games. The Steelers last lost a MNF home game on Oct. 14, 1991 vs. New York Giants (23-20).

BEST MNF HOME WIN PCT. – SINCE 1970 (MIN. 25)

RANK	TEAM	W	L	T	WIN PCT.
1.	Pittsburgh Steelers	30	5	0	.857
2.	Seattle Seahawks	21	7	0	.750
3.	Las Vegas Raiders	21	9	0	.700
4.	Kansas City Chiefs	18	8	0	.692
5.	San Francisco 49ers	30	15	0	.667

STEELERS ON SUNDAY NIGHT

- Since Sunday Night Football debuted in 1978, the Steelers have played in 59 contests and hold a 32-27 (.653) mark under the lights on Sunday.
- Pittsburgh made just one appearance in 2023 (Week 3 at Las Vegas, W, 23-18).
- The game with Las Vegas marked the second meeting between the Steelers and Raiders that was featured on NBC's Sunday Night Football.
- **Mike Tomlin** has guided the Steelers to a 21-15 (.583) record on Sunday Night Football, including 10-7 (.588) at home and 11-8 (.579) on the road.
- Pittsburgh's 59 appearances on Sunday Night Football are the second-most in the NFL.

MOST SNF APPEARANCES – SINCE 1978

RANK	TEAM	APPEARANCES
1.	Dallas Cowboys	79
2.	Pittsburgh Steelers	59
3.	New England Patriots	57
	N.Y. Giants	57
5.	Green Bay Packers	55

- Pittsburgh's 32 wins on Sunday Night Football are the fourth-most in the NFL.

MOST SNF WINS – SINCE 1978

RANK	TEAM	WINS
1.	Dallas Cowboys	40
2.	Green Bay Packers	36
3.	New England Patriots	33
4.	Pittsburgh Steelers	32
5.	Denver Broncos	29
	Philadelphia Eagles	29

- Pittsburgh's .542 win percentage on Sunday Night Football is the fourth-best in the NFL (min. 45 games played).

BEST SNF WIN PCT. – SINCE 1978 (MIN. 45)

RANK	TEAM	W	L	T	WIN PCT.
1.	Green Bay Packers	36	19	0	.655
2.	New England Patriots	33	24	0	.579
3.	Philadelphia Eagles	29	24	0	.547
4.	Pittsburgh Steelers	32	27	0	.542
5.	Denver Broncos	29	25	0	.537

- Pittsburgh's 35 road appearances on Sunday Night Football are the second-most in the NFL.

MOST ROAD SNF APPEARANCES

RANK	TEAM	APPEARANCES
1.	Dallas Cowboys	42
2.	Pittsburgh Steelers	35
3.	Philadelphia Eagles	33
4.	N.Y. Giants	32
5.	Green Bay Packers	31

- Pittsburgh's 18 road wins on Sunday Night Football are tied for the most in the NFL.

MOST ROAD SNF WINS

RANK	TEAM	WINS
1.	Pittsburgh Steelers	18
	Dallas Cowboys	18
3.	Philadelphia Eagles	16
	Green Bay Packers	16
5.	New England Patriots	15

- Pittsburgh's .514 road win percentage on Sunday Night Football is the third-best in the NFL (min. 25 games played).

BEST SNF WIN PCT. (MIN. 25 GAMES PLAYED)

RANK	TEAM	W	L	T	WIN PCT.
1.	Indianapolis Colts	14	13	0	.519
2.	Green Bay Packers	16	15	0	.516
3.	Pittsburgh Steelers	18	17	0	.514
4.	New England Patriots	15	15	0	.500
5.	Philadelphia Eagles	16	17	0	.485

STEELERS SCHEDULE

- Pittsburgh is 379-292-6 (.564) in regular-season games against the opponents on its 2023 schedule.

STEELERS VS. 2023 REGULAR-SEASON FOES

TEAM	RECORD	LAST TIME	DATE
San Francisco 49ers	10-13	L, 7-30	09/10/2023
Cleveland Browns	79-62-1	L, 10-13	11/19/2023
Las Vegas Raiders	12-14	W, 23-18	09/24/2023
Houston Texans	5-3	L, 6-30	10/01/2023
Baltimore Ravens	32-24	W, 17-10	01/06/2023
L.A. Rams	10-15-2	W, 24-17	10/22/2023
Jacksonville Jaguars	13-13	L, 10-20	10/29/2020
Tennessee Titans	46-31	W, 20-16	11/02/2023
Green Bay Packers	17-19	W, 23-19	11/12/2023
Cincinnati Bengals	68-39	W, 34-11	12/23/2023
Arizona Cardinals	34-24-3	L, 10-24	12/03/2023
New England Patriots	15-15	L, 18-21	12/07/2023
Indianapolis Colts	28-10	L, 13-30	12/16/2023
Seattle Seahawks	10-10	W, 30-23	12/31/2023
Total	379-292-6	W, 17-10 (at BAL)	01/06/2023

LONGEST TENURED STEELERS

- There are currently three Steelers who have played at least 100 regular-season games for the franchise. DT **Cameron Heyward** leads the roster 194 regular-season games played and K **Chris Boswell** is next with 133 regular season-games played in a Steelers uniform. LB **T.J. Watt** played in his 104th regular-season game in Week 18 at Baltimore.

POS.	PLAYER	GP WITH STEELERS
DT	Cameron Heyward	194
K	Chris Boswell	133
LB	T.J. Watt	104
OT	Chukwuma Okorafor	78

OWNERSHIP OF 90+ YEARS

- The Steelers are one of only three current NFL franchises that have been owned by the same individual family for over 90 years.

OWNERSHIP	TEAM	YEARS
Halas Family	Chicago Bears	102
Bidwill Family	Arizona Cardinals	91
Rooney Family	Pittsburgh Steelers	90
Hunt Family	Kansas City Chiefs	64
Adams Family	Tennessee Titans	64

FOURTH QUARTER IS WINNING TIME

- The Steelers rallied from seven-point deficits at the end of the third quarter in back-to-back games (Week 5 vs. Baltimore and Week 7 at L.A. Rams) and a three-point deficit at the end of the third quarter (Week 9 vs. Tennessee).
- Pittsburgh won four games when trailing at the end of the third quarter in 2023, which was tied for the most in the NFL.

MOST WINS WHEN TRAILING AFTER 3RD QUARTER – 2023

RANK	TEAM	WINS
1.	Pittsburgh Steelers	4
	Seattle Seahawks	4
3.	N.Y. Jets	3
4.	12 other teams tied with	2

- The Steelers last rallied from seven-point deficits at the end of the third quarter in back-to-back games in 2022 (Week 16 vs. Las Vegas Raiders and Week 17 at Baltimore Ravens).
- The Steelers have won 15 games when trailing at the end of the third quarter since the start of the 2020 season, which is five more wins than any other team in the League and most in the NFL over the span.

MOST WINS WHEN TRAILING AFTER 3RD QUARTER – SINCE 2020

RANK	TEAM	WINS
1.	Pittsburgh Steelers	15
2.	Kansas City Chiefs	10
3.	Minnesota Vikings	8
4.	L.A. Chargers	7
	Washington Commanders	7
	Tampa Bay Buccaneers	7
	Detroit Lions	7
	Philadelphia Eagles	7

- Pittsburgh's .388 win percentage when trailing at the end of the third quarter is the second-best in the NFL since the start of the 2020 season (min. 15 games).

BEST WIN PCT. WHEN TRAILING AFTER 3RD QUARTER – SINCE 2020 (MIN. 15)

RANK	TEAM	W	L	T	WIN PCT.
1.	Kansas City Chiefs	10	7	0	.588
2.	Pittsburgh Steelers	15	24	1	.388
3.	Baltimore Ravens	6	11	0	.353
4.	Philadelphia Eagles	7	21	1	.259
5.	Tampa Bay Buccaneers	7	23	0	.233

FOURTH QUARTER EXPLOSION

- Pittsburgh has scored 480 points in the fourth quarter since the start of the 2020 season, which is the seventh-most in the NFL.

MOST FOURTH-QUARTER POINTS – SINCE 2020

RANK	TEAM	POINTS
1.	Dallas Cowboys	547
2.	Buffalo Bills	529
3.	New Orleans Saints	509
4.	Tampa Bay Buccaneers	497
5.	Minnesota Vikings	494
6.	Detroit Lions	485
7.	Pittsburgh Steelers	480
8.	Denver Broncos	471
9.	Philadelphia Eagles	469
10.	San Francisco 49ers	464

- The Steelers have allowed 330 points in the fourth quarter since the start of the 2020 season, which is the fewest in the NFL.

FEWEST FOURTH-QUARTER POINTS ALLOWED – SINCE 2020

RANK	TEAM	POINTS
1.	Pittsburgh Steelers	330
2.	Tampa Bay Buccaneers	342
3.	New England Patriots	347
4.	San Francisco 49ers	363
5.	Dallas Cowboys	368

- Pittsburgh owns a 150-point scoring margin (480-330) in the fourth quarter since the start of the 2020 season, which is the third-best in the NFL.

- The Steelers' .818 win percentage in one-score games in 2023 was the best in the NFL (min. 10 games).

LARGEST FOURTH-QUARTER SCORING MARGIN – SINCE 2020

RANK	TEAM	MARGIN
1.	Dallas Cowboys	+179
2.	Tampa Bay Buccaneers	+155
3.	Pittsburgh Steelers	+150
4.	Buffalo Bills	+124
5.	New Orleans Saints	+121

- The Steelers allowed 59 points in the fourth quarter in 2023, which was the fewest in the NFL.

FEWEST FOURTH-QUARTER POINTS ALLOWED – 2023

RANK	TEAM	POINTS
1.	Pittsburgh Steelers	59
2.	San Francisco 49ers	60
3.	Dallas Cowboys	67
4.	Kansas City Chiefs	71
5.	N.Y. Jets	76

- Pittsburgh owned a 29-point scoring margin (88-59) in the fourth quarter in 2023, which was tied for the fifth-best in the NFL.

LARGEST FOURTH-QUARTER SCORING MARGIN – 2023

RANK	TEAM	MARGIN
1.	Dallas Cowboys	+77
2.	San Francisco 49ers	+67
3.	New Orleans Saints	+33
4.	Atlanta Falcons	+32
5.	Pittsburgh Steelers	+29
	Buffalo Bills	+29
	Detroit Lions	+29

DON'T LEAVE EARLY

- Pittsburgh won nine of its 11 games decided by one score (eight points or less) in 2023.
- The Steelers' 11 games decided by one score (eight points or less) were tied for the fifth-most in the NFL in 2023.

MOST ONE-SCORE GAMES – 2023

RANK	TEAM	GAMES
1.	Minnesota Vikings	14
2.	Buffalo Bills	12
	Tennessee Titans	12
	New England Patriots	12
5.	Pittsburgh Steelers	11
	Four other teams tied with	11

- Pittsburgh's nine wins in one-score games were the most in the NFL in 2023.

MOST WINS IN ONE-SCORE GAMES – 2023

RANK	TEAM	WINS
1.	Pittsburgh Steelers	9
2.	Philadelphia Eagles	8
3.	Houston Texans	7
4.	Buffalo Bills	6
	Seven other teams tied with	6

BEST WIN PCT. IN ONE-SCORE GAMES – 2023 (MIN. 10)

RANK	TEAM	W	L	T	WIN PCT.
1.	Pittsburgh Steelers	9	2	0	.818
2.	Philadelphia Eagles	8	3	0	.727
3.	Houston Texans	7	3	0	.700
4.	L.A. Rams	6	4	0	.600
	Seattle Seahawks	6	4	0	.600

- The Steelers have played 23 games decided by one score (eight points or less) since the start of the 2022 season, which is tied for the second-most in the League.

MOST ONE-SCORE GAMES – SINCE 2022

RANK	TEAM	GAMES
1.	Minnesota Vikings	25
2.	Pittsburgh Steelers	23
	Atlanta Falcons	23
	Las Vegas Raiders	23
	L.A. Chargers	23
	Tennessee Titans	23

- The Steelers are 16-7 (.696) in one-score games since the start of the 2022 season.
- Pittsburgh's 16 wins in one-score games are the second-most in the NFL since the start of the 2022 season.

MOST WINS IN ONE-SCORE GAMES – SINCE 2022

RANK	TEAM	WINS
1.	Minnesota Vikings	17
2.	Pittsburgh Steelers	16
3.	Philadelphia Eagles	15
4.	Kansas City Chiefs	13
5.	Buffalo Bills	12
	N.Y. Giants	12

- The Steelers' .696 win percentage in one-score games since the start of the 2022 is the second-best in the NFL (min. 20 games).

BEST WIN PCT. IN ONE-SCORE GAMES – SINCE 2022 (MIN. 20)

RANK	TEAM	W	L	T	WIN PCT.
1.	Pittsburgh Steelers	16	7	0	.696
2.	Minnesota Vikings	17	8	0	.680
3.	Kansas City Chiefs	13	8	0	.619
4.	N.Y. Giants	12	8	1	.595
5.	Buffalo Bills	12	9	0	.571

- Pittsburgh's 34 one-score games are the second-most in the NFL since the start of the 2021 season.

MOST ONE-SCORE GAMES – SINCE 2021

RANK	TEAM	GAMES
1.	Minnesota Vikings	39
2.	Pittsburgh Steelers	34
3.	L.A. Chargers	33
4.	Atlanta Falcons	32
	Las Vegas Raiders	32

- The Steelers own a 24-9-1 (.721) record in one-score games since the start of the 2021 season.

- Pittsburgh's 24 wins in one-score games are the most in the NFL since the start of the 2021 season.

- Pittsburgh's 76 one-score games are the most in the NFL since the start of the 2017 season.

MOST WINS IN ONE-SCORE GAMES – SINCE 2021

RANK	TEAM	WINS
1.	Pittsburgh Steelers	24
2.	Minnesota Vikings	23
3.	Kansas City Chiefs	18
4.	Philadelphia Eagles	17
5.	Five different times tied with	16

- The Steelers' .721 win percentage in one-score games is the best in the NFL since the start of the 2021 season (min. 25 games).

BEST WIN PCT. IN ONE-SCORE GAMES – SINCE 2021 (MIN. 25)

RANK	TEAM	W	L	T	WIN PCT.
1.	Pittsburgh Steelers	24	9	1	.721
2.	Philadelphia Eagles	17	8	0	.680
3.	Kansas City Chiefs	18	11	0	.621
4.	Minnesota Vikings	23	16	0	.590
5.	N.Y. Giants	15	11	1	.574

- Pittsburgh's 43 one-score games are the third-most in the NFL since the start of the 2020 season.

MOST ONE-SCORE GAMES – SINCE 2020

RANK	TEAM	GAMES
1.	Minnesota Vikings	49
2.	L.A. Chargers	45
3.	Pittsburgh Steelers	43
4.	Atlanta Falcons	42
5.	Las Vegas Raiders	41

- The Steelers own a 31-11-1 (.733) record in one-score games since the start of the 2020 season.
- Pittsburgh's 31 wins in one-score games are the most in the NFL since the start of the 2020 season.

MOST WINS IN ONE-SCORE GAMES – SINCE 2020

RANK	TEAM	WINS
1.	Pittsburgh Steelers	31
2.	Minnesota Vikings	29
3.	Kansas City Chiefs	26
4.	Tennessee Titans	23
5.	Las Vegas Raiders	21
	Seattle Seahawks	21

- The Steelers' .733 win percentage in one-score games is the best in the NFL since the start of the 2020 season (min. 30 games).

BEST WIN PCT. IN ONE-SCORE GAMES – SINCE 2020 (MIN. 30)

RANK	TEAM	W	L	T	WIN PCT.
1.	Pittsburgh Steelers	31	11	1	.733
2.	Kansas City Chiefs	26	12	0	.684
3.	Philadelphia Eagles	20	13	1	.603
4.	Minnesota Vikings	29	20	0	.592
5.	Tennessee Titans	23	17	0	.575

MOST ONE-SCORE GAMES – SINCE 2017

RANK	TEAM	GAMES
1.	Pittsburgh Steelers	76
2.	Seattle Seahawks	72
3.	L.A. Chargers	71
4.	Minnesota Vikings	68
5.	Atlanta Falcons	67

- Pittsburgh's 51 wins in one-score games are the most in the NFL since the start of the 2017 season.

MOST WINS IN ONE-SCORE GAMES – SINCE 2017

RANK	TEAM	WINS
1.	Pittsburgh Steelers	51
2.	Seattle Seahawks	40
3.	Minnesota Vikings	39
	Kansas City Chiefs	39
5.	Green Bay Packers	37

- The Steelers' .684 win percentage in one-score games is the best in the NFL since the start of the 2017 season (min. 50 games).

BEST WIN PCT. IN ONE-SCORE GAMES – SINCE 2017 (MIN. 50)

RANK	TEAM	W	L	T	WIN PCT.
1.	Pittsburgh Steelers	51	23	2	.684
2.	Miami Dolphins	34	21	0	.618
3.	Kansas City Chiefs	39	25	0	.609
4.	Green Bay Packers	37	24	1	.605
5.	L.A. Rams	30	21	0	.588

WE'RE GOING STREAKING

- Pittsburgh had a nine-game win streak in games decided by one score (eight points or less) that ended in Week 11 at Cleveland (L, 13-10).

NINE-GAME WIN STREAK IN GAMES DECIDED BY ONE SCORE

YEAR	WEEK	DATE	OPP.	RESULT
2023	10	11/12/2023	vs. Green Bay Packers	W, 23-19
2023	9	11/02/2023	vs. Tennessee Titans	W, 20-16
2023	7	10/22/2023	at L.A. Rams	W, 24-17
2023	5	10/08/2023	vs. Baltimore Ravens	W, 17-10
2023	3	09/24/2023	at Las Vegas Raiders	W, 23-18
2023	2	09/18/2023	vs. Cleveland Browns	W, 26-22
2022	17	01/01/2023	at Baltimore Ravens	W, 16-13
2022	16	12/24/2022	vs. Las Vegas Raiders	W, 13-10
2022	15	12/18/2022	at Carolina Panthers	W, 24-16

- The Steelers did not allow more than 22 points in any of the nine games.
- Pittsburgh's nine-game win streak in games decided by one score (eight points or less) was the longest in the NFL when it ended.
- Pittsburgh's nine-game win streak in games decided by one score (eight points or less) is the longest in franchise history.
- Four of the six longest win streaks in games decided by one score (eight points or less) in franchise history have come under head coach **Mike Tomlin**.

LONGEST WIN STREAK IN ONE-SCORE GAMES – FRANCHISE HISTORY

RANK	YEAR(S)	START	END	STREAK
1.	2022-23	Week 15, 2022	Week 11, 2023	9
2.	1993-94	Week 10, 1993	Week 8, 1994	7
3.	2020	Week 2, 2020	Week 12, 2020	6
	2019	Week 6, 2019	Week 14, 2019	6
	2017	Week 6, 2017	Week 14, 2017	6
	2004-05	Week 1, 2004	Week 17, 2004	6

- Pittsburgh's nine-game win streak in games decided by one score (eight points or less) was tied for the 10th-longest since the 1970 AFL-NFL merger.

LONGEST WIN STREAK IN ONE-SCORE GAMES – SINCE 1970

RANK	TEAM	START	END	STREAK
1.	Indianapolis Colts	W5, 2008	W15, 2009	15
2.	Indianapolis Colts	W9, 2004	W10, 2006	14
3.	Buffalo Bills	W3, 1995	W8, 1996	12
	Miami Dolphins	W3, 2016	W7, 2017	12
5.	Minnesota Vikings	W3, 2022	W16, 2022	11
	New England Patriots	W5, 2003	W14, 2004	11
7.	Cleveland Browns	W12, 1971	W4, 1973	10
	Seattle Seahawks	W13, 1983	W6, 1985	10
	Arizona Cardinals	W6, 1975	W10, 1976	10
10.	Pittsburgh Steelers	W15, 2022	W11, 2023	9
	10 other teams			9

HALFTIME GOT YOU DOWN

- Pittsburgh won four games when trailing at halftime in 2023, which was tied for the second-most in the NFL.

MOST WINS WHEN TRAILING AT HALF – 2023

RANK	TEAM	WINS
1.	Philadelphia Eagles	5
2.	Pittsburgh Steelers	4
	L.A. Rams	4
	Seattle Seahawks	4
5.	Washington Commanders	3
	N.Y. Jets	3

- The Steelers' .364 win percentage in games in which it trailed at halftime was the fourth-best in the NFL in 2023 (min. five games).

BEST WIN PCT. WHEN TRAILING AT HALF – 2023 (MIN. 5)

RANK	TEAM	W	L	T	WIN PCT.
1.	Philadelphia Eagles	5	3	0	.625
2.	L.A. Rams	4	3	0	.571
3.	Seattle Seahawks	4	5	0	.444
4.	Pittsburgh Steelers	4	7	0	.364
5.	Buffalo Bills	2	4	0	.333
	Houston Texans	2	4	0	.333

- Pittsburgh has won 13 games when trailing at halftime since the start of the 2020 season, which is the second-most in the NFL over the span.

MOST WINS WHEN TRAILING AT HALF – SINCE 2020

RANK	TEAM	WINS
1.	Kansas City Chiefs	14
2.	Pittsburgh Steelers	13
3.	Tampa Bay Buccaneers	10
4.	Philadelphia Eagles	9
	Dallas Cowboys	9
	L.A. Rams	9

- The Steelers' .361 win percentage in games in which it trailed at halftime is the best in the NFL since the start of the 2020 season (min. 25 games).

BEST WIN PCT. WHEN TRAILING AT HALF – SINCE 2020 (MIN. 25)

RANK	TEAM	W	L	T	WIN PCT.
1.	Pittsburgh Steelers	13	23	0	.361
2.	Tampa Bay Buccaneers	10	20	0	.333
3.	L.A. Rams	9	19	0	.321
	Dallas Cowboys	9	19	0	.321
5.	Tennessee Titans	8	18	0	.308

- Pittsburgh has won four games in which it trailed by 10 or more points at halftime since the start of the 2020 season, which is the most in the League.

MOST WINS WHEN TRAILING BY 10+ POINTS AT HALF – SINCE 2020

RANK	TEAM	WINS
1.	Pittsburgh Steelers	4
2.	Tampa Bay Buccaneers	3
	Minnesota Vikings	3
	Cincinnati Bengals	3
	N.Y. Giants	3
	Arizona Cardinals	3

- Pittsburgh's .286 win percentage in games in which it trailed by 10 or more points at halftime is the best in the NFL since the start of the 2020 season (min. 10 games).

BEST WIN PCT. WHEN TRAILING BY 10+ POINTS AT HALF – SINCE 2020 (MIN. 10)

RANK	TEAM	W	L	T	WIN PCT.
1.	Pittsburgh Steelers	4	10	0	.286
2.	Tampa Bay Buccaneers	3	9	0	.250
	Arizona Cardinals	3	9	0	.250
4.	Miami Dolphins	2	8	0	.200
5.	Minnesota Vikings	3	13	0	.188

- Pittsburgh has won six games in which it trailed by 10 or more points in the second half since the start of the 2020 season, which is the third-most in the League.

MOST WINS WHEN TRAILING BY 10+ POINTS IN SECOND HALF – SINCE 2020

RANK	TEAM	WINS
1.	Minnesota Vikings	7
	Tampa Bay Buccaneers	7
3.	Pittsburgh Steelers	6
4.	N.Y. Giants	5
	Tennessee Titans	5

- Pittsburgh's .231 win percentage in games in which it trailed by 10 or more points in the second half is tied for the fourth-best in the NFL since the start of the 2020 season (min. 10 games).

BEST WIN PCT. WHEN TRAILING BY 10+ POINTS IN SECOND HALF – SINCE 2020 (MIN. 10)

RANK	TEAM	W	L	T	WIN PCT.
1.	Kansas City Chiefs	4	8	0	.333
2.	Tampa Bay Buccaneers	7	19	0	.269
	Minnesota Vikings	7	20	0	.259
4.	Pittsburgh Steelers	6	20	0	.231
5.	Tennessee Titans	5	17	0	.227

- The Steelers have won eight games in which they trailed by 10 or more points at some point of the game since the start of the 2020 season, which is tied for the fifth-most in the NFL over the span.

MOST WINS WHEN TRAILING BY 10+ POINTS – SINCE 2020

RANK	TEAM	WINS
1.	Philadelphia Eagles	10
2.	Tampa Bay Buccaneers	9
	Minnesota Vikings	9
	Kansas City Chiefs	9
5.	Pittsburgh Steelers	8
	Tennessee Titans	8

ACRISURE ADVANTAGE

- Pittsburgh owns an overall record of 139-59-2 (.700) at Acrisure Stadium.
- The Steelers are 131-53-2 (.710) in regular-season games at Acrisure Stadium since the stadium opened in 2001.
- Pittsburgh's 131 regular-season wins at Acrisure Stadium are the fourth-most in the NFL since 2001.

MOST HOME WINS – SINCE 2001

RANK	TEAM	WINS
1.	New England Patriots	141
2.	Green Bay Packers	133
	Baltimore Ravens	133
4.	Pittsburgh Steelers	131
5.	Seattle Seahawks	125

- Pittsburgh's .710 regular-season win percentage at Acrisure Stadium is the fourth-best in the NFL since 2001.

BEST HOME WIN PCT. – SINCE 2001

RANK	TEAM	W	L	T	WIN PCT.
1.	New England Patriots	141	45	0	.758
2.	Green Bay Packers	133	50	2	.724
3.	Baltimore Ravens	133	53	0	.715
4.	Pittsburgh Steelers	131	53	2	.710
5.	Seattle Seahawks	125	60	0	.676

- Pittsburgh's .710 regular-season win percentage at Acrisure Stadium is the second-best of any NFL franchise in its current stadium (min. of 100 games).

BEST RECORD IN CURRENT STADIUM (MIN. 100)

RANK	STADIUM	W	L	T	WIN PCT.
1.	Gillette Stadium	135	42	0	.763
2.	Acrisure Stadium	131	53	2	.710
3.	M&T Bank Stadium	147	63	0	.700
4.	Lumen Field	119	58	0	.672
5.	Lambeau Field	224	115	4	.659

- Pittsburgh's .710 regular-season win percentage at Acrisure Stadium is the fifth-best of any NFL franchise in one stadium (min. of 100 games).

BEST RECORD IN ONE STADIUM (MIN. 100)

RANK	STADIUM	W	L	T	WIN PCT.
1.	Orange Bowl	101	22	1	.819
2.	Gillette Stadium	135	42	0	.763
3.	Three Rivers Stadium	169	67	0	.716
4.	Mile High Stadium	167	66	4	.715
5.	Acrisure Stadium	131	53	2	.710

- Pittsburgh is 22-1 (.957) in the regular season vs. Cleveland at Acrisure Stadium.
- The Steelers' .957 win percentage against the Browns at Acrisure Stadium is the third-best in NFL history for a team vs. a single opponent at a single stadium (min. 10 games).

BEST HOME WIN PCT. VS. OPPONENT – BY STADIUM – NFL HISTORY (MIN. 10)

TEAM (OPP.)	STADIUM	W-L-T (PCT.)
Pittsburgh (San Diego Chargers)	Three Rivers Stadium	11-0-0 (1.000)
Washington (Detroit Lions)	RFK Memorial Stadium	11-0-0 (1.000)
Pittsburgh (Cleveland Browns)	Acrisure Stadium	22-1-0 (.957)
San Francisco (Detroit Lions)	Candlestick Park	12-1-0 (.923)
L.A. Rams (Atlanta Falcons)	L.A. Coliseum	11-1-2 (.917)

ON THE ROAD, AGAIN

- Pittsburgh owns an overall road record of 223-219-2 (.505) since the 1970 AFL-NFL merger.
- The Steelers are 214-205-2 (.511) in regular-season road games since the 1970 AFL-NFL merger.
- Pittsburgh's 214 regular-season road wins are tied for the second-most in the NFL since the 1970 AFL-NFL merger.

MOST ROAD WINS – SINCE 1970

RANK	TEAM	WINS
1.	Dallas Cowboys	217
2.	Pittsburgh Steelers	214
	San Francisco 49ers	214
4.	New England Patriots	209
5.	Miami Dolphins	204

- Pittsburgh's .511 regular-season road win percentage is the second-best in the NFL since the 1970 AFL-NFL merger.

BEST ROAD WIN PCT. – SINCE 1970

RANK	TEAM	W	L	T	WIN PCT.
1.	Dallas Cowboys	217	205	0	.514
2.	Pittsburgh Steelers	214	205	2	.511
3.	San Francisco 49ers	214	207	1	.508
4.	New England Patriots	209	212	0	.496
5.	Miami Dolphins	204	217	1	.485

SINCE THE 1970 AFL-NFL MERGER

- Pittsburgh recorded its 500th regular-season win since the 1970 AFL-NFL merger in Week 13 of 2022 at Atlanta.
- The Steelers are 514-325-4 (.612) during the regular season since the 1970 AFL-NFL merger.
- The Steelers are the only team with at least 500 regular-season wins since the 1970 AFL-NFL merger.
- Pittsburgh's 514 wins since the 1970 AFL-NFL merger are the most in the League.

MOST WINS – SINCE 1970

RANK	TEAM	WINS
1.	Pittsburgh Steelers	514
2.	Dallas Cowboys	495
3.	Miami Dolphins	481
4.	New England Patriots	478
5.	Minnesota Vikings	471

- Pittsburgh's .612 win percentage since the 1970 AFL-NFL merger is the best in the League.

BEST WIN PCT. – SINCE 1970

RANK	TEAM	W	L	T	WIN PCT.
1.	Pittsburgh Steelers	514	325	4	.612
2.	Dallas Cowboys	495	348	0	.587
3.	Miami Dolphins	481	360	2	.572
4.	Baltimore Ravens	256	194	1	.569
5.	New England Patriots	478	365	0	.567

- The Steelers own the best regular-season home record in the NFL with a 300-120-2 mark (.713) since 1970.
- The Steelers are the only team with at least 300 regular-season home wins since the 1970 AFL-NFL merger.
- Pittsburgh's 300 regular-season home wins since the 1970 AFL-NFL merger are the most in the League.

MOST HOME WINS – SINCE 1970

RANK	TEAM	WINS
1.	Pittsburgh Steelers	300
2.	Denver Broncos	281
3.	Minnesota Vikings	279
4.	Dallas Cowboys	278
5.	Miami Dolphins	277

- Pittsburgh's .713 regular-season home win percentage since the 1970 AFL-NFL merger is the best in the League.

BEST HOME WIN PCT. – SINCE 1970

RANK	TEAM	W	L	T	WIN PCT.
1.	Pittsburgh Steelers	300	120	2	.713
2.	Baltimore Ravens	154	71	1	.684
3.	Denver Broncos	281	138	4	.670
4.	Minnesota Vikings	279	142	1	.662
5.	Dallas Cowboys	278	143	1	.660

WINNING FREE AGENCY

- Pittsburgh has the third-best regular-season record in the NFL during the free agency era (since 1993) with a 311-185-3 (.626) mark.
- The Steelers are one of three teams (New England, 325; Green Bay, 314) with at least 300 regular-season wins since 1993.

MOST WINS – FREE AGENCY ERA

RANK	TEAM	WINS
1.	New England Patriots	325
2.	Green Bay Packers	314
3.	Pittsburgh Steelers	311
4.	Kansas City Chiefs	288
5.	Dallas Cowboys	280

- Pittsburgh's .626 regular-season win percentage during the free agency era (since 1993) is the third-best in the League.

BEST WIN PCT. – FREE AGENCY ERA

RANK	TEAM	W	L	T	WIN PCT.
1.	New England Patriots	325	174	0	.651
2.	Green Bay Packers	314	183	2	.631
3.	Pittsburgh Steelers	311	185	3	.626
4.	Kansas City Chiefs	288	211	0	.577
5.	Baltimore Ravens	256	194	1	.569

- Pittsburgh's 175 regular-season home wins during the free agency era (since 1993) are the third-most in the League.

MOST HOME WINS – FREE AGENCY ERA

RANK	TEAM	WINS
1.	Green Bay Packers	187
2.	New England Patriots	178
3.	Pittsburgh Steelers	175
4.	Minnesota Vikings	164
5.	Kansas City Chiefs	164

- Pittsburgh's .704 regular-season home win percentage during the free agency era (since 1993) is the third-best in the League.

BEST HOME RECORD – FREE AGENCY ERA

RANK	TEAM	W	L	T	WIN PCT.
1.	Green Bay Packers	187	60	2	.755
2.	New England Patriots	178	72	0	.712
3.	Pittsburgh Steelers	175	73	2	.704
4.	Baltimore Ravens	154	71	1	.684
5.	Minnesota Vikings	164	85	0	.659

- Pittsburgh's 136 regular-season road wins during the free agency era (since 1993) are the second-most in the League.

MOST ROAD WINS – FREE AGENCY ERA

RANK	TEAM	WINS
1.	New England Patriots	147
2.	Pittsburgh Steelers	136
3.	Philadelphia Eagles	129
4.	Green Bay Packers	127
5.	New Orleans Saints	126

- Pittsburgh's .548 regular-season road win percentage during the free agency era (since 1993) is the second-best in the League.

BEST ROAD RECORD – FREE AGENCY ERA

RANK	TEAM	W	L	T	WIN PCT.
1.	New England Patriots	147	102	0	.590
2.	Pittsburgh Steelers	136	112	1	.548
3.	Philadelphia Eagles	129	119	2	.520
4.	Green Bay Packers	127	123	0	.508
5.	New Orleans Saints	126	124	0	.504

STEELERS ON THREE DAYS REST

- Pittsburgh has played 25 games on three days rest since 1940, which is the sixth-most in the NFL.
- The Steelers own a 10-15 (.400) mark in such contests, including a victory in Week 9 vs. Tennessee and defeat in Week 14 vs. New England.
- The Steelers are 7-2 (.778) at home and 3-13 (.188) on the road on three days rest.

MOST GAMES ON THREE DAYS REST – SINCE 1940

RANK	TEAM	GAMES
1.	Detroit Lions	80
2.	Dallas Cowboys	57
3.	Green Bay Packers	37
4.	Chicago Bears	32
5.	Denver Broncos	26
6.	Pittsburgh Steelers	25

- **Mike Tomlin** has guided the Steelers to an 8-9 (.471) record on three days rest, including 6-2 (.750) at home and 2-7 (.222) on the road.

STEELERS ON A SHORT WEEK FOLLOWING MONDAY NIGHT FOOTBALL

- Pittsburgh has played 72 games in franchise history on a short week following Monday Night Football.
- The Steelers own an impressive 42-29-1 (.590) mark in such contests, including wins in six of their last seven such games.
- Pittsburgh has won 11 of its last 14 games on a short week following Monday Night Football.
- The Steelers own a 15-8-1 (.646) record under head coach **Mike Tomlin** on a short week following Monday Night Football.
- Pittsburgh is 30-22-1 (.575) at home on a short week following Monday Night Football, including a 16-12-1 (.569) record at Acrisure Stadium.
- The Steelers are 12-7 (.632) on the road on a short week following Monday Night Football, including wins in each of their last seven such games.

STEELERS ON FIVE DAYS REST

- Pittsburgh has played 116 games on five days rest since 1940, which is the most in the NFL.
- The Steelers own a 63-52-1 (.547) mark in such contests, including wins at Las Vegas in Week 3 and at Baltimore in Week 18.
- Pittsburgh has won 12 of its last 15 games on five days rest.
- The Steelers are 21-24 (.467) on the road and 42-28-1 (.599) at home on five days rest.

MOST GAMES ON FIVE DAYS REST – SINCE 1940

RANK	TEAM	GAMES
1.	Pittsburgh Steelers	116
2.	N.Y. Giants	107
3.	Washington Commanders	106
	Las Vegas Raiders	106
5.	Miami Dolphins	102
	San Francisco 49ers	102

- The Steelers' 63 regular-season wins on five days rest are the most in NFL history.

MOST WINS ON FIVE DAYS REST – SINCE 1940

RANK	TEAM	WINS
1.	Pittsburgh Steelers	63
2.	San Francisco 49ers	62
3.	Denver Broncos	59
4.	Washington Commanders	58
5.	N.Y. Giants	54

- The Steelers own a 16-8-1 (.660) record under head coach **Mike Tomlin** on five days rest.
- Pittsburgh's 16 regular-season wins on five days rest are the fifth-most in the NFL since 2007, when **Mike Tomlin** took the reigns as head coach of the Steelers.

MOST WINS ON FIVE DAYS REST – SINCE 2007

RANK	TEAM	WINS
1.	Baltimore Ravens	19
	New England Patriots	19
3.	New Orleans Saints	18
4.	Green Bay Packers	17
5.	Pittsburgh Steelers	16

- The Steelers' .660 regular-season win percentage on five days rest is the third-best in the NFL since 2007, when **Mike Tomlin** took the reigns as head coach of the Steelers.

BEST WIN PCT. ON FIVE DAYS REST – SINCE 2007

RANK	TEAM	W	L	T	WIN PCT.
1.	Green Bay Packers	17	5	0	.773
2.	New England Patriots	19	6	0	.760
3.	Pittsburgh Steelers	16	8	1	.660
4.	Houston Texans	13	7	0	.650
5.	Tennessee Titans	11	6	0	.647

STEELERS ON NINE DAYS REST

- Pittsburgh has played 27 games on nine days rest since 1940, which is tied for the fourth-most in the NFL.
- The Steelers have won nine of their last 10 games on nine days rest dating back to Week 3 of 2014.
- The Steelers are 18-9 (.667) on nine days rest since 1940.

MOST GAMES ON NINE DAYS REST – SINCE 1940

RANK	TEAM	GAMES
1.	Detroit Lions	82
2.	Dallas Cowboys	51
3.	Green Bay Packers	37
4.	Pittsburgh Steelers	27
	Chicago Bears	27

- Pittsburgh's 18 wins on nine days rest since 1940 are the fourth-most in the NFL.

MOST WINS ON NINE DAYS REST – SINCE 1940

RANK	TEAM	WINS
1.	Dallas Cowboys	32
2.	Detroit Lions	31
3.	Green Bay Packers	24
4.	Pittsburgh Steelers	18
5.	Three teams tied with	15

- The Steelers' .667 win percentage on nine days rest since 1940 is the best in the NFL (min. 20 games).

BEST WIN PCT. ON NINE DAYS REST – SINCE 1940 (MIN. 20)

RANK	TEAM	W	L	T	WIN PCT.
1.	Pittsburgh Steelers	18	9	0	.667
2.	Green Bay Packers	24	13	0	.649
3.	L.A. Rams	14	8	0	.636
4.	Dallas Cowboys	32	19	0	.627
5.	Arizona Cardinals	13	8	0	.619

- Since Thursday Night Football debuted in 1980, the Steelers have played in 26 contests on nine days rest, which is the third-most in the League.
- Pittsburgh is 18-8 (.692) on nine days rest since 1980.

MOST GAMES ON NINE DAYS REST – SINCE 1980

RANK	TEAM	GAMES
1.	Detroit Lions	46
2.	Dallas Cowboys	40
3.	Pittsburgh Steelers	26
4.	Green Bay Packers	24
5.	Minnesota Vikings	23

- The Steelers' 18 wins on nine days rest are the second-most in the NFL since 1980.

MOST WINS ON NINE DAYS REST – SINCE 1980

RANK	TEAM	WINS
1.	Dallas Cowboys	23
2.	Pittsburgh Steelers	18
3.	Green Bay Packers	17
4.	Detroit Lions	14
5.	Minnesota Vikings	13

- Pittsburgh's .692 win percentage on nine days rest is the second-best in the NFL (min. 20 games) since 1980.

BEST WIN PCT. ON NINE DAYS REST – SINCE 1980 (MIN. 20)

RANK	TEAM	W	L	T	WIN PCT.
1.	Green Bay Packers	17	7	0	.708
2.	Pittsburgh Steelers	18	8	0	.692
3.	Dallas Cowboys	23	17	0	.575
4.	Minnesota Vikings	13	10	0	.565
5.	N.Y. Jets	11	9	0	.550

- Mike Tomlin has guided the Steelers to a 13-4 (.765) record on nine days rest, including 7-2 (.778) at home and 6-2 (.750) on the road.
- The Steelers' 13 wins under Tomlin on nine days rest are the most in the NFL since 2007.

MOST WINS ON NINE DAYS REST – SINCE 2007

RANK	TEAM	WINS
1.	Pittsburgh Steelers	13
3.	Dallas Cowboys	11
2.	Green Bay Packers	12
4.	Four teams tied with	10

- Pittsburgh's .765 win percentage under Tomlin on nine days rest is the second-best in the NFL since 2007.

BEST WIN PCT. ON NINE DAYS REST – SINCE 2007

RANK	TEAM	W	L	T	WIN PCT.
1.	New England Patriots	10	3	0	.769
2.	Pittsburgh Steelers	13	4	0	.765
3.	Green Bay Packers	12	4	0	.750
4.	New Orleans Saints	11	4	0	.733
5.	Baltimore Ravens	10	4	0	.714
	Denver Broncos	10	4	0	.714

WHEN FACING STARTING QB DRAFTED NO. 1 OVERALL

- Pittsburgh has played 110 games in franchise history against an opposing starting QB who was drafted No. 1 overall.
- The Steelers are 67-39-4 (.630) overall when facing a starting QB who was drafted No. 1 overall.
- Pittsburgh ranks first in win percentage and fifth in wins in the regular season when facing a starting QB who was drafted No. 1 overall (since 1950).
- The Steelers faced Tyler Murray for the second time in franchise history in Week 13 of 2023.
- Pittsburgh already played Trevor Lawrence in Week 8 and Matthew Stafford in Week 7 of 2023.
- The Steelers faced Stafford for the third time in franchise history and first time since he was traded from the Detroit Lions to the L.A. Rams.
- Pittsburgh played two games in 2022 against an opposing starting QB who was drafted No. 1 overall (Week 1 and Week 11 vs. Joe Burrow).
- The Steelers played five games in 2021 against an opposing starting QB who was drafted No. 1 overall (Joe Burrow, 2; Baker Mayfield, 2; Jared Goff 1).
- Pittsburgh also played five games in 2020 against an opposing starting QB who was drafted No. 1 overall (Baker Mayfield, 3; Alex Smith, 1; Joe Burrow, 1).
- Pittsburgh is 36-21-4 (.627) in the regular season at home when facing a starting QB who was drafted No. 1 overall.
- The Steelers are 31-18 (.633) in the regular season on the road when facing a starting QB who was drafted No. 1 overall.

BEST WIN PCT. VS. STARTING QB DRAFTED NO. 1 – SINCE 1950

RANK	TEAM	W	L	T	WIN PCT.
1.	Pittsburgh Steelers	67	39	4	.630
2.	Philadelphia Eagles	84	54	2	.607
3.	New England Patriots	61	43	0	.587
4.	Denver Broncos	53	41	0	.564
5.	Green Bay Packers	68	57	1	.544
6.	San Francisco 49ers	75	64	1	.539
7.	Buffalo Bills	62	54	0	.534
8.	Dallas Cowboys	59	52	1	.532
9.	Miami Dolphins	60	53	0	.531
10.	Baltimore Ravens	46	41	0	.529

MOST WINS VS. STARTING QB DRAFTED NO. 1 – SINCE 1950

RANK	TEAM	WINS
1.	Philadelphia Eagles	84
2.	San Francisco 49ers	75
3.	Seattle Seahawks	69
4.	Green Bay Packers	68
5.	Pittsburgh Steelers	67
6.	Indianapolis Colts	65
7.	New Orleans Saints	64
	Buffalo Bills	62
9.	New England Patriots	61
	New York Giants	61

- Carson Palmer leads all quarterbacks drafted No. 1 overall with 15 career starts against Pittsburgh.

MOST STARTS BY QB DRAFTED NO. 1 VS. STEELERS – SINCE 1950

RANK	TEAM	STARTS
1.	Carson Palmer	15
2.	Vinny Testaverde	13
3.	John Elway	9
4.	Baker Mayfield	8
	Alex Smith	8
6.	Tim Couch	7
	Drew Bledsoe	7
8.	Peyton Manning	6
9.	Joe Burrow	5
10.	Mike Vick/Matthew Stafford	4
	Jim Plunkett/Eli Manning	4

- Pittsburgh is 27-17-1 (.611) in the regular season under head coach **Mike Tomlin** when facing a starting QB who was drafted No. 1 overall.
- His .611 regular-season win percentage when facing a starting QB who was drafted No. 1 overall is the second-best in the NFL since 2007.

BEST WIN PCT. VS. STARTING QB DRAFTED NO. 1 – SINCE 2007

RANK	TEAM	W	L	T	WIN PCT.
1.	New England Patriots	25	12	0	.676
2.	Pittsburgh Steelers	27	17	1	.611
3.	Green Bay Packers	37	26	0	.587
4.	Philadelphia Eagles	38	27	1	.583
5.	Denver Broncos	25	18	0	.581
6.	Atlanta Falcons	39	29	0	.574
7.	Seattle Seahawks	40	30	1	.570
8.	New Orleans Saints	41	31	0	.569
9.	San Francisco 49ers	36	28	1	.562
10.	Dallas Cowboys	37	31	0	.544

- His 27 regular-season wins when facing a starting QB who was drafted No. 1 overall is tied for the 11th-most in the NFL since 2007.

MOST WINS VS. STARTING QB DRAFTED NO. 1 – SINCE 2007

RANK	TEAM	WINS
1.	New Orleans Saints	41
2.	Seattle Seahawks	40
3.	Atlanta Falcons	39
4.	Philadelphia Eagles	38
5.	Green Bay Packers	37
	Dallas Cowboys	37
7.	San Francisco 49ers	36
8.	Minnesota Vikings	33
9.	Chicago Bears	29
10.	Baltimore Ravens	28
11.	Pittsburgh Steelers	27
	Arizona Cardinals	27

STEELERS ENTERING A BYE

- Since the bye week returned to the NFL in 1990, the Steelers have played in 33 contests entering its bye week and hold a 20-13 (.606) record. Pittsburgh has won six of its last seven games entering its bye week.
- Head coach **Mike Tomlin** has guided the Steelers to a 12-5 (.706) record in games entering the bye week, including a 6-2 (.750) mark at home.

STEELERS FOLLOWING A BYE WEEK

- Since the bye week returned to the NFL in 1990, the Steelers have played in 35 contests following a bye week and hold a 23-12 (.657) record.
- Pittsburgh's 23 wins following a bye week are the fifth-most in the NFL.

MOST WINS FOLLOWING A BYE WEEK – SINCE 1990

RANK	TEAM	WINS
1.	Denver Broncos	25
	Philadelphia Eagles	25
3.	Dallas Cowboys	24
	Buffalo Bills	24
5.	Pittsburgh Steelers	23
6.	Indianapolis Colts	22
	Tennessee Titans	22
	Minnesota Vikings	22
9.	Kansas City Chiefs	21
	Atlanta Falcons	21

- The Steelers' .647 win percentage following a bye week is the sixth-best in the NFL.

BEST WIN PCT. FOLLOWING A BYE WEEK – SINCE 1990

RANK	TEAM	W	L	T	WIN PCT.
1.	Denver Broncos	25	10	0	.714
	Philadelphia Eagles	25	10	0	.714
	Baltimore Ravens	20	8	0	.714
4.	Dallas Cowboys	24	11	0	.686
	Buffalo Bills	24	11	0	.686
6.	Pittsburgh Steelers	23	12	0	.657
7.	Indianapolis Colts	22	13	0	.629
	Tennessee Titans	22	13	0	.629
	Minnesota Vikings	22	13	0	.629
10.	Kansas City Chiefs	21	14	0	.600
	Atlanta Falcons	21	14	0	.600

- Pittsburgh's 12 road wins following a bye week are the third-most in the NFL.

MOST ROAD WINS FOLLOWING A BYE WEEK – SINCE 1990

RANK	TEAM	WINS
1.	Dallas Cowboys	15
2.	New England Patriots	13
3.	Pittsburgh Steelers	12
4.	Atlanta Falcons	11
	Miami Dolphins	11

- Pittsburgh's .571 road win percentage following a bye week is the fifth-best in the NFL (min. 15 games).

BEST ROAD WIN PCT. FOLLOWING A BYE WEEK – SINCE 1990 (MIN. 15)

RANK	TEAM	W	L	T	WIN PCT.
1.	Dallas Cowboys	15	8	0	.652
2.	Atlanta Falcons	11	7	0	.611
	Miami Dolphins	11	7	0	.611
4.	New England Patriots	13	9	0	.591
5.	Pittsburgh Steelers	12	9	0	.571

- Pittsburgh's .786 home win percentage following a bye week is the third-best in the NFL (min. 10 games).

BEST HOME WIN PCT. FOLLOWING A BYE WEEK – SINCE 1990 (MIN. 10)

RANK	TEAM	W	L	T	WIN PCT.
1.	Green Bay Packers	12	2	0	.857
2.	Minnesota Vikings	12	3	0	.800
3.	Pittsburgh Steelers	11	3	0	.786
4.	Denver Broncos	16	5	0	.762
5.	Buffalo Bills	18	6	0	.750

- **Mike Tomlin** has guided the Steelers to a 13-4 (.765) record in games following a bye week, including a 6-1 (.857) mark at Acrisure Stadium and a 7-3 (.700) record on the road.
- Tomlin's 13 wins and .765 win percentage following a bye week are tied for the best and most in the NFL since 2007.

MOST WINS FOLLOWING A BYE WEEK – SINCE 2007

RANK	TEAM	WINS
1.	Pittsburgh Steelers	13
	Indianapolis Colts	13
	Baltimore Ravens	13
4.	Tennessee Titans	12
	Atlanta Falcons	12
	Buffalo Bills	12
7.	Six different teams tied with	11

BEST WIN PCT. FOLLOWING A BYE WEEK – SINCE 2007

RANK	TEAM	W	L	T	WIN PCT.
1.	Pittsburgh Steelers	13	4	0	.765
	Indianapolis Colts	13	4	0	.765
	Baltimore Ravens	13	4	0	.765
4.	Buffalo Bills	12	5	0	.706
	Tennessee Titans	12	5	0	.706
	Atlanta Falcons	12	5	0	.706
7.	Six different teams tied with	11	6	0	.647

- The Steelers' .700 road win percentage following a bye week is tied for the best in the NFL since 2007.

BEST ROAD WIN PCT. FOLLOWING A BYE WEEK – SINCE 2007

RANK	TEAM	W	L	T	WIN PCT.
1.	Pittsburgh Steelers	7	3	0	.700
	Atlanta Falcons	7	3	0	.700
3.	Dallas Cowboys	8	4	0	.667
4.	Detroit Lions	6	3	1	.650
5.	New England Patriots	7	4	0	.636

- The Steelers' .857 home win percentage following a bye week is tied for the best in the NFL since 2007.

BEST HOME WIN PCT. FOLLOWING A BYE WEEK – SINCE 2007

RANK	TEAM	W	L	T	WIN PCT.
1.	Pittsburgh Steelers	6	1	0	.857
	Green Bay Packers	6	1	0	.857
3.	Buffalo Bills	10	2	0	.833
	Baltimore Ravens	10	2	0	.833
5.	Tennessee Titans	9	2	0	.818

STEELERS VS. OPPONENT COMING OF A BYE

- Since the bye week returned to the NFL in 1990, the Steelers have played in 32 contests against an opponent coming off a bye week and hold a 17-14-1 (.547) record.
- Pittsburgh's .547 win percentage against an opponent coming off a bye week is the seventh-best in the NFL.

BEST WIN PCT. VS. OPPONENT COMING OFF A BYE – SINCE 1990

RANK	TEAM	W	L	T	WIN PCT.
1.	Dallas Cowboys	24	10	0	.706
2.	New England Patriots	22	14	0	.611
3.	Indianapolis Colts	21	14	0	.600
	Denver Broncos	24	16	0	.600
5.	Tennessee Titans	19	14	0	.576
6.	Green Bay Packers	24	18	0	.571
7.	Pittsburgh Steelers	17	14	1	.547
8.	Chicago Bears	18	15	0	.545
9.	N.Y. Giants	19	16	0	.543
10.	Miami Dolphins	22	20	0	.524

- Pittsburgh is 9-4-1 (.679) in home games against an opponent coming off a bye week.
- The Steelers' .679 win percentage in home games against an opponent coming off a bye week is the fifth-best in the NFL.

BEST HOME WIN PCT. VS. OPPONENT COMING OFF A BYE – SINCE 1990

RANK	TEAM	W	L	T	WIN PCT.
1.	Dallas Cowboys	13	4	0	.765
2.	Minnesota Vikings	13	5	0	.722
3.	Baltimore Ravens	10	4	0	.714
4.	Green Bay Packers	14	6	0	.700
5.	Pittsburgh Steelers	9	4	1	.679

- Pittsburgh has lost twice in its last eight games against an opponent coming off a bye week (5-2-1, .688). The Steelers are 8-5-1 (.607) in their last 14 such games.
- **Mike Tomlin** has guided the Steelers to a 9-7-1 (.559) record in games against an opponent coming off a bye week.

WHEN FACING ROOKIE STARTING QB

- Pittsburgh has played 64 regular-season games against an opposing rookie starting QB since the 1970 AFL-NFL merger.
- The Steelers are 49-15 (.766) in the regular-season when facing a rookie starting QB since the 1970 AFL-NFL merger.
- The Steelers rank first in wins and second in win percentage in the regular season when facing a rookie starting QB since the 1970 AFL-NFL merger.
- Pittsburgh has won 10 of its last 12 and 23 of its last 28 games when facing a rookie starting QB.
- Pittsburgh is 22-11 (.667) in the regular season on the road when facing a rookie starting QB since the 1970 AFL-NFL merger.
- The Steelers are 27-4 (.871) in the regular season at home when facing a rookie starting QB since the 1970 AFL-NFL merger.

MOST WINS VS. ROOKIE STARTING QB – SINCE 1970

RANK	TEAM	WINS
1.	Pittsburgh Steelers	49
2.	Miami Dolphins	46
3.	New Orleans Saints	44
4.	New England Patriots	40
5.	Arizona Cardinals	39
	Cincinnati Bengals	39

BEST WIN PCT. VS. ROOKIE STARTING QB – SINCE 1970

RANK	TEAM	W	L	T	WIN PCT.
1.	Miami Dolphins	46	13	0	.780
2.	Pittsburgh Steelers	49	15	0	.766
3.	Baltimore Ravens	31	12	0	.721
4.	Minnesota Vikings	36	14	0	.720
5.	Seattle Seahawks	31	13	0	.705

WHEN FACING QB MAKING FIRST CAREER START

- Pittsburgh has played 23 regular-season games against an opposing QB making his first career start since the 1970 AFL-NFL merger.
- The Steelers are 13-10 (.565) in the regular-season when facing an opposing QB making his first career start since the 1970 AFL-NFL merger.
- Pittsburgh has won nine straight games and 12 of its last 13 games when facing an opposing QB making his first career start.
- Pittsburgh is 8-6 (.571) in the regular season on the road when facing an opposing QB making his first career start.
- The Steelers are 5-4 (.556) in the regular season at home when facing an opposing QB making his first career start.
- Pittsburgh is 5-0 (1.000) in the regular season under head coach **Mike Tomlin** when facing an opposing QB making his first career start.

STOPPING THE SLIDE

- Pittsburgh is 30-17 (.638) in regular-season games when on an active three-game losing streak since the 1970 AFL-NFL merger.
- The Steelers' .638 regular-season win percentage when on an active three-game losing streak is the best in the League since the 1970 AFL-NFL merger.

BEST RECORD WHEN ON 3+ GAME LOSING STREAK – SINCE 1970

RANK	TEAM	W	L	T	WIN PCT.
1.	Pittsburgh Steelers	30	17	0	.638
2.	Baltimore Ravens	19	13	0	.594
3.	Green Bay Packers	41	32	4	.560
4.	Denver Broncos	33	28	0	.541
5.	Minnesota Vikings	27	24	0	.529
6.	Seattle Seahawks	30	35	0	.462
7.	Philadelphia Eagles	41	48	0	.461
8.	Miami Dolphins	28	35	0	.444
9.	Las Vegas Raiders	38	51	0	.427
10.	New Orleans Saints	42	59	1	.417

- Pittsburgh is 22-7 (.759) in regular-season home games when on an active three-game losing streak since the 1970 AFL-NFL merger.
- The Steelers' .759 regular-season home win percentage when on an active three-game losing streak is the best in the League since the 1970 AFL-NFL merger.

BEST HOME RECORD WHEN ON 3+ GAME LOSING STREAK – SINCE 1970

RANK	TEAM	W	L	T	WIN PCT.
1.	Pittsburgh Steelers	22	7	0	.759
2.	Minnesota Vikings	17	8	0	.680
3.	Baltimore Ravens	14	7	0	.667
4.	Green Bay Packers	23	13	3	.632
5.	Miami Dolphins	21	14	0	.600
6.	Seattle Seahawks	21	16	0	.568
7.	Philadelphia Eagles	26	20	0	.565
8.	Denver Broncos	14	14	0	.500
9.	Arizona Cardinals	37	38	0	.493
	Atlanta Falcons	33	34	0	.493

- Pittsburgh is 8-10 (.444) in regular-season home games when on an active three-game losing streak since the 1970 AFL-NFL merger.

- The Steelers' .444 regular-season home win percentage when on an active three-game losing streak is the fourth-best in the League since the 1970 AFL-NFL merger.

BEST ROAD RECORD WHEN ON 3+ GAME LOSING STREAK – SINCE 1970

RANK	TEAM	W	L	T	WIN PCT.
1.	Denver Broncos	19	14	0	.576
2.	Green Bay Packers	18	19	1	.486
3.	Baltimore Ravens	5	6	0	.455
4.	Pittsburgh Steelers	8	10	0	.444
5.	Las Vegas Raiders	13	23	0	.410
6.	N.Y. Jets	23	35	0	.397
7.	Kansas City Chiefs	19	29	0	.396
8.	Minnesota Vikings	10	16	0	.385
9.	New Orleans Saints	17	28	1	.380
10.	L.A. Chargers	22	38	2	.369

- Pittsburgh is 10-5 (.667) in regular-season games when on an active three-game losing streak since 2007.
- The Steelers' .667 regular-season win percentage when on an active three-game losing streak is tied for the best in the League since 2007.

BEST RECORD WHEN ON 3+ GAME LOSING STREAK – SINCE 2007

RANK	TEAM	W	L	T	WIN PCT.
1.	Pittsburgh Steelers	10	5	0	.667
2.	New Orleans Saints	10	5	0	.667
3.	Seattle Seahawks	9	5	0	.643
4.	Minnesota Vikings	10	7	0	.588
5.	New England Patriots	4	3	0	.571
6.	Green Bay Packers	8	6	1	.567
7.	L.A. Chargers	16	13	0	.552
8.	Philadelphia Eagles	11	9	0	.550
9.	Buffalo Bills	13	11	0	.542
10.	Baltimore Ravens	11	10	0	.524

- Pittsburgh is 8-2 (.800) in regular-season home games when on an active three-game losing streak since 2007.
- The Steelers' .800 regular-season home win percentage when on an active three-game losing streak is the best in the League since 2007.

BEST HOME RECORD WHEN ON 3+ GAME LOSING STREAK – SINCE 2007

RANK	TEAM	W	L	T	WIN PCT.
1.	Pittsburgh Steelers	8	2	0	.800
2.	Green Bay Packers	4	1	1	.750
3.	Seattle Seahawks	7	3	0	.700
4.	New England Patriots	2	1	0	.667
	Minnesota Vikings	4	2	0	.667
6.	Baltimore Ravens	9	5	0	.643
7.	Philadelphia Eagles	4	3	0	.571
8.	New Orleans Saints	5	4	0	.556
9.	Atlanta Falcons	8	8	0	.500
	Buffalo Bills	7	7	0	.500

FOLLOWING A LOSS

- The Steelers went 5-2 (.714) following a loss in 2023.
- Pittsburgh was one of seven teams in the League that had yet to lose consecutive games prior to its Week 14 loss vs. New England.
- The Steelers had won seven consecutive games following a loss -- a streak that dated back to Week 8 of 2022 (prior to their Week 14 loss vs. New England).
- The seven-game win streak in games following a loss was the third-longest active streak in the NFL at the time it ended.
- Pittsburgh has still won eight of its last 10 games following a loss.

GAME-BY-GAME FOLLOWING A LOSS – LAST TO SUCH GAMES

DEFEATS			NEXT GAME		
Date	Opp.	Result	Date	Opp.	Result
12/16/2013	at Colts	L, 13-30	12/20/2013	vs. Bengals	W, 34-11
12/07/2023	vs. Patriots	L, 18-21	12/16/2013	at Colts	L, 13-30
12/03/2023	vs. Cardinals	L, 10-24	12/07/2013	vs. Patriots	L, 18-21
11/19/2023	at Browns	L, 10-13	11/26/2023	at Bengals	W, 16-10
10/29/2023	vs. Jaguars	L, 10-20	11/02/2023	vs. Titans	W, 20-16
10/01/2023	at Texans	L, 6-30	10/08/2023	vs. Ravens	W, 17-10
09/10/2023	vs. 49ers	L, 7-30	09/18/2023	vs. Browns	W, 26-22
12/11/2022	vs. Ravens	L, 14-16	12/18/2022	at Panthers	W, 24-16
11/20/2022	vs. Bengals	L, 30-37	11/28/2022	at Colts	W, 24-17
10/30/2022	at Eagles	L, 13-35	11/13/2022	vs. Saints	W, 20-10

- The seven-game win streak in games following a loss was tied for the fifth-longest streak by the Steelers since the 1970 AFL-NFL merger.

LONGEST STEELERS WIN STREAK IN GAMES FOLLOWING A LOSS – SINCE 1970

RANK	YEARS	START	END	STREAK
1.	2009-12	Week 15, 2009	Week 7, 2012	12
2.	1977-80	Week 9, 1977	Week 4, 1980	9
3.	2013-15	Week 15, 2013	Week 5, 2015	8
	1997-98	Week 2, 1997	Week 12, 1998	8
5.	2022-23	Week 10, 2022	Week 14, 2023	7
	2003-05	Week 10, 2003	Week 7, 2005	7

- Pittsburgh owns the NFL's best record following a loss with a 189-116 (.620) mark since the 1970 AFL-NFL merger.
- The Steelers' 189 regular-season wins following a loss are the second-most since the 1970 AFL-NFL merger.

MOST WINS FOLLOWING A LOSS – SINCE 1970

RANK	TEAM	WINS
1.	Atlanta Falcons	190
2.	Pittsburgh Steelers	189
3.	Seattle Seahawks	188
4.	Buffalo Bills	187
5.	Minnesota Vikings	185
	New Orleans Saints	185

- The Steelers' .620 regular-season win percentage following a loss is the best since the 1970 AFL-NFL merger.

BEST WIN PCT. FOLLOWING A LOSS – SINCE 1970

RANK	TEAM	W	L	T	WIN PCT.
1.	Pittsburgh Steelers	189	116	0	.620
2.	Baltimore Ravens	105	75	1	.583
3.	Dallas Cowboys	182	135	0	.574
4.	Seattle Seahawks	188	158	0	.543
5.	Denver Broncos	182	154	2	.542

- Pittsburgh is 125-44 (.740) in regular-season home games following a loss since the 1970 AFL-NFL merger.
- The Steelers' 125 regular-season home wins following a loss are tied for the most since the 1970 AFL-NFL merger.

MOST HOME WINS FOLLOWING A LOSS – SINCE 1970

RANK	TEAM	WINS
1.	Pittsburgh Steelers	125
	Atlanta Falcons	125
3.	Minnesota Vikings	122
4.	Green Bay Packers	119
	Seattle Seahawks	119

- Pittsburgh's .740 regular-season home win percentage following a loss is the best since the 1970 AFL-NFL merger.

BEST HOME WIN PCT. FOLLOWING A LOSS – SINCE 1970

RANK	TEAM	W	L	T	WIN PCT.
1.	Pittsburgh Steelers	125	44	0	.740
2.	Baltimore Ravens	67	33	1	.668
3.	Minnesota Vikings	122	68	0	.642
4.	Green Bay Packers	119	69	4	.631
	Denver Broncos	115	67	2	.631

- Pittsburgh is 64-72 (.471) in regular-season road games following a loss since the 1970 AFL-NFL merger.
- The Steelers' .471 regular-season road win percentage following a loss is the third-best since the 1970 AFL-NFL merger.

BEST ROAD WIN PCT. FOLLOWING A LOSS – SINCE 1970

RANK	TEAM	W	L	T	WIN PCT.
1.	Dallas Cowboys	81	73	0	.526
2.	Baltimore Ravens	38	42	0	.475
3.	Pittsburgh Steelers	64	72	0	.471
4.	Las Vegas Raiders	80	93	1	.462
5.	Seattle Seahawks	69	85	0	.448

MISCELLANEOUS NOTES

- QB **Mason Rudolph** averaged 11.4 pass yards/attempt at Seattle in Week 17. The 11.4 pass yards/attempt was the best by a Pittsburgh quarterback (min. 20 att.) since Ben Roethlisberger in Week 10 of 2018 (13.1 pass yards/attempt vs. Carolina).
- Rudolph recorded 10.0 pass yards/attempt or higher in consecutive games vs. Cincinnati and at Seattle (min. 20 attempts). He's the first Steelers quarterback to accomplish the feat since Ben Roethlisberger in 2010, and third in franchise history (Terry Bradshaw in 1982).
- Pittsburgh rushed for 75 yards on 14 carries (5.4 avg.) in the opening quarter vs. Seattle in Week 17. The 75 yards rushing were the most for the Steelers in any first quarter in 2023 and most by Pittsburgh in a first quarter since Week 17 of 2017 (78 vs. Cleveland).
- The Steelers rushed for 145 yards on 24 carries (6.0 avg.) in the opening half vs. Seattle in Week 17. The 145 yards rushing were the most for the Steelers in any first half this season and most by Pittsburgh in a first half since Week 6 of 2006 (154 vs. Kansas City).
- Pittsburgh's 24 rushes in the first half vs. Seattle in Week 17 are tied for the most by the Steelers in an opening half since at least 2000. The 24 rushes are also the most by Pittsburgh in a first half since Week 9 of 2004 (24 vs. Philadelphia). The Steelers also rushed 24 times in the first half in Week 16 of 2003 vs. San Diego Chargers.
- The RB tandem of **Najee Harris** and **Jaylen Warren** each eclipsed 1,000 scrimmage yards in 2023. Harris and Warren were the fourth duo in franchise history to eclipse 1,000 scrimmage yards in the same season and first since Walter Abercrombie and Earnest Jackson in 1986. Abercrombie and Frank Pollard also accomplished the feat in 1985, as did Franco Harris and Rocky Bleier in 1976.
- Harris and Warren each rushed for 750 yards in 2023. The duo was the first pair of Steelers' running backs to each rush for 750 or more yards in the same since season 2004 (Jerome Bettis, 941; Duce Staley, 830).

- Pittsburgh registered 468 yards of total offense vs. Seattle in Week 17, which is the most by the Steelers since Week 12 of 2018 (527 at Denver).
- The Steelers rushed for 202 yards on 46 carries (4.4 avg.) vs. Seattle in Week 17. The 202 yards rushing were the most for the Steelers since Week 10 (205 vs. Green Bay).
- The Steelers had not registered multiple 200-yard rushing games in the same season since 2014.
- Pittsburgh's 46 rushes vs. Seattle in Week 17 were the most by the Steelers since Week 14 of 2006 (52 vs. Cleveland). The 46 rushes are tied for the sixth-most by Pittsburgh since 2000.
- The Steelers' 46 rushes were tied for the fourth-most in the NFL in 2023.
- Pittsburgh improved to 104-6 (.945) when rushing for 200 or more yards since the 1970 AFL-NFL merger.
- The Steelers are 6-0 in Weeks 17-18 since the NFL went to an 18-week schedule in 2021. In 2022, Pittsburgh started 7-8 and finished 9-8 (missed playoffs). In 2021, the Steelers started 7-7-1 and finished 9-7-1 (lost in Wild Card Round).
- Pittsburgh QB **Mason Rudolph** connected with WR **George Pickens** on the Steelers' second offensive play of the game for an 86-yard TD pass vs. Cincinnati. The TD pass was the longest of Rudolph's career and the TD reception was the longest of Pickens' career. It also was the longest pass play of the season for the Steelers and longest since Week 12 of 2018 at Denver when Ben Roethlisberger connected with JuJu Smith-Schuster for a 97-yard TD.
- Rudolph threw for 130 yards in the first quarter vs. Cincinnati in Week 16, which is the most passing yards in a first quarter by the Steelers since Ben Roethlisberger in Week 3 of 2018 at Tampa Bay (153).
- Pittsburgh's 166 yards of total offense in the first quarter vs. Cincinnati in Week 16 was the most in a first quarter by the Steelers since Week 9 of 2015 vs. Oakland Raiders (177).
- The Steelers held a 24-0 lead at halftime vs. Cincinnati in Week 16. The 24-point halftime lead was Pittsburgh's largest since Week 4 of 2016 vs. Kansas City (29-0).
- Pittsburgh's 24 first-half points vs. Cincinnati in Week 16 were the most in a first half by the Steelers since Week 10 of 2018 vs. Carolina (31).
- The Steelers exceeded 30 points in a game for the first time since Week 11 of 2021 at L.A. Chargers (37).
- Pickens' 195 yards receiving vs. Cincinnati in Week 16 is the most by a Steelers wideout since Antonio Brown had 213 in Week 14 of 2017 vs. Baltimore.
- Pickens is the first Pittsburgh wideout to have multiple TD receptions of at least 66 yards in the same game in franchise history.
- His 86-yard TD reception vs. Cincinnati in Week 16 was the longest TD catch by the Steelers since JuJu Smith-Schuster had a 97-yard TD in Week 8 of 2017 at Detroit Lions.
- His 86-yard TD reception was the longest play from scrimmage in the NFL this season.
- Pickens led the NFL with three TD receptions of at least 65 yards.
- His 48.8 yards/catch is the best in franchise history (min. four receptions). The previous record was 43.4 yards/catch by Theo Bell in Week 13 of 1980 vs. Miami.
- Pickens' 48.8 yards/catch is the best in the NFL (min. four receptions) since Philadelphia's DeSean Jackson had four receptions for 210 yards (52.5 avg.) in Week 14 of 2010 at Dallas.
- His 48.8 yards/catch is the third-best since the 1970 AFL-NFL merger (min. four receptions).
- Pittsburgh registered six offensive TDs of at least 65 yards in 2023, which was the most by the Steelers in a season since 1988 (six).
- Cincinnati recorded just three first downs by rush in the two games against Pittsburgh in 2023.
- Pittsburgh registered 190 total yards in the fourth in the fourth quarter in Week 7 at L.A. Rams – the most yards gained in a fourth quarter by the Steelers since Dec. 9, 2021 (Week 14 at Minnesota, 192 yards). It was the most yards gained in any quarter by the Steelers since the same game.
- Pittsburgh recorded 11 first downs in the fourth in the fourth quarter in Week 7 at L.A. Rams – the most first downs in a fourth quarter by the Steelers since Dec. 10, 2017 (Week 14 vs. Baltimore, 12 first downs).

- The Steelers defense limited Baltimore to only four first downs, zero by rush, and 91 total yards in the second half in Week 5 vs. Baltimore. The Ravens were 0-for-6 (0.0%) on third down and 0-for-1 (0.0%) on fourth down.
- The Ravens managed just 3.8 yards/play in the second half.
- Pittsburgh's defense held the Ravens to only 25 rushing yards (eight carries) and 3.1 yards/rush in the second half.

OUT OF THE BLOCKS

- Pittsburgh LB **Alex Highsmith's** interception return for TD in Week 2 vs. Cleveland came nine seconds into the game. It was the fastest TD to open a game for the Steelers since the 1970 AFL-NFL merger.
- The previous franchise record was 12 seconds, and it came on Jan. 9, 1983 vs. San Diego (AFC Wildcard, Guy Ruff recovered a fumble on the opening kickoff).

FASTEST STEELERS OPENING TD – SINCE 1970 (REG & POST)

DATE	PLAYER	TIME	SCORE
09/18/2023	Alex Highsmith vs. Cleveland	0:11	30-yd Interception TD
01/09/1983	Guy Ruff vs. San Diego	0:12	0-yd Fumble Return TD
09/19/2010	Antonio Brown at Tennessee	0:14	89-yd Kick Return TD
11/17/2002	Hines Ward at Tennessee	0:15	72-yd Passing TD
12/23/2001	Jason Gildon vs. Detroit	0:27	27-yd Fumble Return TD
10/28/1984	Dwayne Woodruff vs. Atlanta	0:33	65-yd Fumble Return TD
12/20/2009	Mike Wallace vs. Green Bay	0:42	60-yd Passing TD
11/18/2012	Byron Leftwich vs. Baltimore	0:43	31-yd Rushing TD
01/02/2011	Mike Wallace at Cleveland	0:43	56-yd Passing TD
09/14/2003	Chad Scott at Kansas City	0:48	26-yd Interception TD
11/01/2020	Robert Spillane at Baltimore	0:54	33-yd Interception TD
09/08/1996	Rod Woodson vs. Baltimore	0:54	43-yd Interception TD

- Pittsburgh LB **Alex Highsmith** picked off Deshaun Watson on the Browns' first offensive play of the game and returned 30 yards for a TD. It marked the first interception return for TD since Week 1 of 2022 (**Minkah Fitzpatrick** at Cincinnati) and first interception return for TD by a linebacker since Week 8 of 2020 (Robert Spillane at Baltimore).
- Pittsburgh LB **Alex Highsmith** picked off Deshaun Watson on the Browns' first offensive play of the game and returned 30 yards for a TD. It marked the first interception return for TD at home since Week 12 of 2020 (Joe Haden vs. Baltimore) and first interception return for TD at home by a linebacker since Week 14 of 2010 (LaMarr Woodley vs. Cincinnati).
- **Alex Highsmith** is the first Steeler to record an interception on the first play from scrimmage in a game since William Gay in 2014, who picked off the Titans' Zach Mettenberger.
- Since 1994, Highsmith and Gay are the only Steelers to do it.

RENEGADES

- In their victory over Cleveland in Week 2, Steelers LBs **Alex Highsmith** and **T.J. Watt** both recorded a sack and defensive TD.
- Highsmith and Watt became the first pair of teammates to each post a sack and TD in the same game since 1982, when the sack became an official statistic.
- Pittsburgh became the first team to record at least 6.0 sacks, four takeaways and two defensive TDs in the same game since New England in Week 2 of the 2019 season.

STEELERS DEFENSE BREAKS THE BROWNS

- Pittsburgh registered 6.0 sacks, four forced fumbles, three opponent fumbles recovered, an interception return TD and fumble return TD. The last NFL team to do all of that in one game was the Browns in a 51-0 win on September 10, 1989 - against the Steelers.

SLAM THE RUN

- The Steelers' run defense rebounded from a difficult start to the 2023 season.
- DT **Cameron Heyward** returned to the lineup in Week 9 vs. Tennessee. He was placed on the Reserve/Injured List following Week 1 vs. San Francisco.

RUSH DEFENSE WEEKS 1-8 VS. WEEK 9-18

WEEKS 1-8 (NFL RANK)	WEEKS 9-18 (NFL RANK)
Rushing Stats	
137.1 (27th)	Rush Yards/Game 99.6 (11th)
4.5 (27th)	Yards/Rush 4.1 (t-11th)
62.9 (t-14th)	Def. Rush Success Pct. 69.4% (1st)
0.57 (t-6th)	Rush TDs/Game 0.50 (3rd)
7.0 (17th)	1st Downs by Rush/Game 4.60 (1st)
23.1 (16th)	First Down Rush Pct. 19.0% (1st)
3.3 (t-20th)	10+ Yard Rushes/Game 2.4 (t-5th)
10.8 (18th)	10+ Yard Rush Pct. 9.1 (6th)
1.49 (22nd)	Yards Before Contact/Rush 1.22 (t-12th)

- Pittsburgh led the NFL in successful play rate on defensive rushes (EPA based) after Week 9.

BEST DEFENSE RUSH SUCCESS RATE – SINCE WEEK 9

RANK	TEAM	RATE
1.	Pittsburgh Steelers	69.4
2.	Miami Dolphins	68.6
3.	Houston Texans	67.1
4.	Atlanta Falcons	66.4
5.	Detroit Lions	66.1

- Pittsburgh allowed five rushing TDs after Week 9, which was tied for the third-fewest in the League over the span.

FEWEST RUSH TDs ALLOWED – SINCE WEEK 9

RANK	TEAM	RUSH TDs
1.	Baltimore Ravens	3
2.	Chicago Bears	4
3.	Pittsburgh Steelers	5
	L.A. Rams	5
	Las Vegas Raiders	5

- Pittsburgh allowed 0.50 rushing TDs/game after Week 9, which was the third-fewest in the League over the span.

FEWEST RUSH TDs ALLOWED/GAME – SINCE WEEK 9

RANK	TEAM	RUSH TDs/GM
1.	Baltimore Ravens	0.33
2.	Chicago Bears	0.44
3.	Pittsburgh Steelers	0.50
4.	L.A. Rams	0.56
	Las Vegas Raiders	0.56

- Pittsburgh allowed 46 first downs by rush after Week 9, which was the second-fewest in the League over the span.

FEWEST FIRST DOWNS BY RUSH – SINCE WEEK 9

RANK	TEAM	1ST DOWNS
1.	Miami Dolphins	45
2.	Pittsburgh Steelers	46
3.	Minnesota Vikings	49
4.	Las Vegas Raiders	50
	San Francisco 49ers	50

- Pittsburgh allowed 4.60 first downs by rush/game after Week 9, which was the fewest in the League over the span.

FEWEST FIRST DOWNS BY RUSH/GAME – SINCE WEEK 9

RANK	TEAM	1ST DOWNS/GM
1.	Pittsburgh Steelers	4.60
2.	Miami Dolphins	5.00
3.	Minnesota Vikings	5.44
4.	Las Vegas Raiders	5.56
	San Francisco 49ers	5.56

- Pittsburgh allowed a first down on just 19.0% of its opponents rushes after Week 9, which was the fewest in the League over the span.

FEWEST FIRST DOWNS RUSH PCT. ALLOWED – SINCE WEEK 9

RANK	TEAM	1ST DOWN PCT.
1.	Pittsburgh Steelers	19.0
2.	N.Y. Jets	20.7
3.	Miami Dolphins	21.2
4.	Las Vegas Raiders	21.8
5.	Minnesota Vikings	22.0
	Carolina Panthers	22.0

- Pittsburgh allowed just 22 runs of 10 yards or more after Week 9, which was tied for the fifth-fewest in the League over the span.

FEWEST 10+ RUSHES ALLOWED – SINCE WEEK 9

RANK	TEAM	10+ RUSHES
1.	Miami Dolphins	16
2.	New England Patriots	17
3.	San Francisco 49ers	20
	Las Vegas Raiders	20
5.	Pittsburgh Steelers	22
	L.A. Rams	22
	Minnesota Vikings	22

- Pittsburgh allowed a run of 10 yards or more on just 9.1% of its opponents rushes after Week 9, which was the sixth-fewest in the League over the span.

FEWEST 10+ RUSH PCT. ALLOWED – SINCE WEEK 9

RANK	TEAM	10+ RUSH PCT.
1.	New England Patriots	6.9
2.	Miami Dolphins	7.5
3.	L.A. Chargers	8.2
4.	Tennessee Titans	8.5
5.	Las Vegas Raiders	8.7
6.	Pittsburgh Steelers	9.1

- Cincinnati recorded just three first downs by rush in the two games against Pittsburgh in 2023.
- Pittsburgh held Cincinnati to only 12 yards rushing in the first half in Week 12 – the fewest yards rushing in a first half by the Bengals since Week 8 of 2021 at N.Y. Jets (11 yards).
- Pittsburgh did not allow Cincinnati a single rushing first down in Week 12. The Steelers have not held an opponent without a first down by rush since Week 15 of 2022 at Carolina.
- Pittsburgh limited the Bengals to just 25 yards rushing on 11 carries (2.3 avg.). The 25 yards rushing for Cincinnati was its fewest in a game since Week 16 of 2012 at Pittsburgh (14 yards rushing). The 25 yards rushing for the Bengals was tied for their third-fewest in franchise history (dating back to 1970).

FEWEST RUSH YARDS BY CININNATI IN FRANCHISE HISTORY

RANK	OPP. (DATE)	RUSH YDS
1.	at Baltimore (09/24/2000)	4
2.	at Pittsburgh (12/23/2012)	14
3.	vs. Pittsburgh (11/26/2023)	25
	vs. San Francisco (09/15/2019)	25
5.	at Pittsburgh (09/26/1971)	28
	vs. Green Bay (09/20/1998)	28
	at Buffalo (11/04/2007)	28

NO FIRST DOWN FOR YOU

- Since the start of the 2019 season, Pittsburgh has allowed 18.8 first downs/game, which is the fourth-fewest in the NFL over that span.

FEWEST FIRST DOWNS/GAME – SINCE 2019

RANK	TEAM	1ST/GAME
1.	San Francisco 49ers	18.4
	New England Patriots	18.4
3.	New Orleans Saints	18.7
4.	Pittsburgh Steelers	18.8
5.	Buffalo Bills	19.0

- Since the start of the 2019 season, Pittsburgh has allowed 5.2 yards/play, which is tied for the fifth-fewest in the NFL over that span.

FEWEST YARDS/PLAY – SINCE 2019

RANK	TEAM	YDS/PLAY
1.	San Francisco 49ers	5.0
	Buffalo Bills	5.0
	New England Patriots	5.0
4.	New Orleans Saints	5.1
5.	Pittsburgh Steelers	5.2
	Four other teams tied with	5.2

KEEPING THE POINTS DOWN

- Prior to the Week 1 loss vs. San Francisco, Pittsburgh had limited seven straight opponents to 17 points or less dating back to the 2022 season. The seven-game streak was the longest active streak in the NFL.
- Pittsburgh's seven-game streak of holding its opponents to 17 points or less was tied for the sixth-longest in single-season franchise history and longest since an eight-game streak in the 2001 season.

LONGEST STREAK OF 17 POINTS ALLOWED OR LESS – FRANCHISE HISTORY

RANK	YEAR	START	END	GAMES
1.	1946	Sept. 20	Dec. 1	11
2.	1976	Week 6	Week 14	9
	1974	Week 6	Week 14	9
4.	2001	Week 3	Week 10	8
	1942	Oct. 4	Nov. 29	8
6.	2022	Week 12	Week 1, 2023	7
	1994	Week 10	Week 16	7
	1978	Week 10	Week 16	7
	1978	Week 1	Week 7	7
	1975	Week 8	Week 14	7

- Since the start of the 2019 season, Pittsburgh has allowed 20.3 points/game, which is tied for the fifth-fewest allowed in the NFL over that span.

FEWEST POINTS/GAME ALLOWED – SINCE 2019

RANK	TEAM	PTS/GAME
1.	Buffalo Bills	18.5
2.	Baltimore Ravens	18.9
3.	New England Patriots	19.2
4.	San Francisco 49ers	19.8
5.	Pittsburgh Steelers	20.3

- The Steelers limited five opponents to 13 points or less in 2023, which was tied for the fourth-most in the NFL this season.

MOST GAMES 13 POINTS OR LESS ALLOWED – 2023

RANK	TEAM	GAMES
1.	Dallas Cowboys	7
2.	Baltimore Ravens	6
	San Francisco 49ers	6
4.	Pittsburgh Steelers	5
	Buffalo Bills	5
	Atlanta Falcons	5
	Minnesota Vikings	5

- The Steelers limited 11 opponents to 21 points or less in 2023, which was tied for the fifth-most in the NFL this season.

MOST GAMES 21 POINTS OR LESS ALLOWED – 2023

RANK	TEAM	GAMES
1.	Kansas City Chiefs	15
2.	Baltimore Ravens	12
	San Francisco 49ers	12
	Miami Dolphins	12
5.	Pittsburgh Steelers	11
	Dallas Cowboys	11

- Pittsburgh has limited 19 of its last 25 opponents to 21 points or less, which is tied for the second-most in the NFL since Week 12 of 2022.

MOST GAMES 21 POINTS OR LESS ALLOWED – SINCE WEEK 12 OF 2022

RANK	TEAM	GAMES
1.	San Francisco 49ers	20
2.	Pittsburgh Steelers	19
	Kansas City Chiefs	19
4.	Baltimore Ravens	18
	New Orleans Saints	18

- Since the start of the 2019 season, the Steelers have limited 50 opponents to 21 points or less, which is the third-most in the NFL over that span.

MOST GAMES 21 POINTS OR LESS ALLOWED – SINCE 2019

RANK	TEAM	GAMES
1.	Buffalo Bills	54
2.	Baltimore Ravens	53
3.	Pittsburgh Steelers	50
4.	San Francisco 49ers	49
5.	Kansas City Chiefs	48

- Since the start of the 2019 season, Pittsburgh has limited its opponents to 24 points or less in 62 different games, which is the third-most in the NFL over that span.

MOST GAMES ALLOWING 24 POINTS OR LESS – SINCE 2019

RANK	TEAM	GAMES
1.	Buffalo Bills	65
2.	Baltimore Ravens	63
3.	Pittsburgh Steelers	62
4.	L.A. Rams	57
	Green Bay Packers	57
	Kansas City Chiefs	57

MAKE A COMPLETE STOP IN THE RED ZONE

- Since the start of the 2019 season, Pittsburgh has allowed 51.4 percent red zone efficiency, which is the third-lowest in the NFL over that span.

LOWEST OPPONENT RED ZONE EFFICIENCY – SINCE 2019

RANK	TEAM	RZ EFF. %
1.	Denver Broncos	49.4
2.	Baltimore Ravens	50.0
3.	Pittsburgh Steelers	51.4
4.	New England Patriots	53.5
5.	Tampa Bay Buccaneers	53.7

NO FLY ZONE

- Since the start of the 2019 season, Pittsburgh opponents are averaging 211.1 passing yds/game, which is the fifth-fewest allowed in the NFL over that span.

FEWEST PASSING YARDS/GAME ALLOWED – SINCE 2019

RANK	TEAM	GAMES
1.	Buffalo Bills	199.9
2.	New England Patriots	203.0
3.	San Francisco 49ers	204.5
4.	Cleveland Browns	204.9
5.	Pittsburgh Steelers	211.1

- Since the start of the 2019 season, Pittsburgh is averaging an interception 3.2% per pass attempted, which is the second-best in the NFL over that span.

BEST PCT. OF INTERCEPTIONS/OPP. PASS ATTEMPTS – SINCE 2019

RANK	TEAM	INT/ATT
1.	New England Patriots	3.5
2.	Pittsburgh Steelers	3.2
3.	Buffalo Bills	3.0
4.	Dallas Cowboys	2.8
5.	San Francisco 49ers	2.7

- Pittsburgh has recorded 36 interceptions since the start of the 2022 season, which is tied for the second-most in the NFL.

NFL MOST INTERCEPTIONS – SINCE 2022

RANK	TEAM	INT
1.	San Francisco 49ers	42
2.	Pittsburgh Steelers	36
	Chicago Bears	36
4.	Buffalo Bills	35
5.	Dallas Cowboys	33

- Pittsburgh has recorded 87 interceptions since the start of the 2019 season, which is the second-most in the NFL over the span.

NFL MOST INTERCEPTIONS – SINCE 2019

RANK	TEAM	INT
1.	New England Patriots	95
2.	Pittsburgh Steelers	87
3.	Buffalo Bills	83
4.	Dallas Cowboys	76
5.	San Francisco 49ers	75

STEELERS GROUND THE PASSING GAME

- Pittsburgh has limited 40 opponents at or below a 60.0 completion percentage since the start of the 2019 season, which is the third-most in the NFL over the span.

MOST GAMES 60.0 OR LESS OPPONENT COMPLETION PCT. – SINCE 2019

RANK	TEAM	GAMES
1.	New Orleans Saints	41
	Cleveland Browns	41
3.	Pittsburgh Steelers	40
4.	Dallas Cowboys	34
5.	New England Patriots	33

- The Steelers have held 37 opponents under 200 passing yards since the start of the 2019 season, which is tied for the sixth-most in the NFL over the span.

MOST GAMES 200 OR LESS PASSING YARDS ALLOWED – SINCE 2019

RANK	TEAM	GAMES
1.	Buffalo Bills	46
2.	San Francisco 49ers	44
3.	New England Patriots	41
	Carolina Panthers	41
5.	Cleveland Browns	38
6.	Pittsburgh Steelers	37
	Three other teams tied with	37

- Pittsburgh has held 75 opponents under 300 passing yards since the start of the 2019 season, which is tied for the second-most in the NFL over the span.

MOST GAMES 300 OR LESS PASSING YARDS ALLOWED – SINCE 2019

RANK	TEAM	GAMES
1.	New Orleans Saints	76
2.	Pittsburgh Steelers	75
	Green Bay Packers	75
	Cleveland Browns	75
5.	San Francisco 49ers	74

- Pittsburgh has allowed 300 or more passing yards in a game just eight times since the start of the 2019 season, which is tied for the second-fewest in the NFL over the span.

FEWEST 300-YARD+ PASSING YARDS ALLOWED – SINCE 2019

RANK	TEAM	GAMES
1.	New Orleans Saints	7
2.	Pittsburgh Steelers	8
	Green Bay Packers	8
	Cleveland Browns	8
5.	San Francisco 49ers	9

LIVING IN THE BACKFIELD

- Since the start of the 2019 season, Pittsburgh has registered 438 tackles for loss, which is the third-most in the NFL over that span.

MOST TACKLES FOR LOSS – SINCE 2019

RANK	TEAM	TFL
1.	Buffalo Bills	440
2.	Tampa Bay Buccaneers	439
3.	Pittsburgh Steelers	438
4.	N.Y. Jets	420
5.	Arizona Cardinals	418

- Since the start of the 2019 season, Pittsburgh has registered six or more tackles for loss in 35 games, which is the second-most in the NFL over that span.

MOST GAMES WITH 6+ TACKLES FOR LOSS – SINCE 2019

RANK	TEAM	GAMES
1.	Tampa Bay Buccaneers	38
2.	Pittsburgh Steelers	35
3.	N.Y. Jets	33
4.	Buffalo Bills	32
	San Francisco 49ers	32
	Seattle Seahawks	32

STACKING UP SACKS

- The Steelers have registered a sack in 120 of their last 126 games, dating back to Nov. 6, 2016 at Baltimore (LB **T.J. Watt** did not play in four of those games without a sack).
- Pittsburgh has recorded a sack in 250 of **Mike Tomlin's** 275 career games as head coach.
- The Steelers have registered at least 1.0 sack in 77 games since the start of the 2019 season, which is tied for the second-most in the NFL over the span.

MOST GAMES WITH 1.0 SACK – SINCE 2019

RANK	TEAM	GAMES
1.	Tampa Bay Buccaneers	80
2.	Pittsburgh Steelers	77
	New Orleans Saints	77
	San Francisco 49ers	77
	Dallas Cowboys	77
	Miami Dolphins	77

- The Steelers have registered at least 2.0 sacks in 65 games since the start of the 2019 season, which is the second-most in the NFL over the span.

MOST GAMES WITH 2.0 SACKS – SINCE 2019

RANK	TEAM	GAMES
1.	L.A. Rams	66
2.	Pittsburgh Steelers	65
3.	San Francisco 49ers	64
4.	Tampa Bay Buccaneers	63
5.	New Orleans Saints	61
	Cleveland Browns	61

- The Steelers have registered at least 3.0 sacks in 47 games since the start of the 2019 season, which is the most in the NFL over the span.

MOST GAMES WITH 3.0 SACKS – SINCE 2019

RANK	TEAM	GAMES
1.	Pittsburgh Steelers	47
2.	Tampa Bay Buccaneers	44
	L.A. Rams	44
4.	Kansas City Chiefs	42
5.	Washington Commanders	41

- Pittsburgh has recorded at least 4.0 sacks in 32 games since the start of the 2019, which is the most in the NFL over the span.

MOST GAMES WITH 4.0 SACKS – SINCE 2019

RANK	TEAM	GAMES
1.	Pittsburgh Steelers	32
2.	Tampa Bay Buccaneers	25
	Kansas City Chiefs	25
4.	Philadelphia Eagles	24
5.	Washington Commanders	23
	Indianapolis Colts	23
	Baltimore Ravens	23
	L.A. Rams	23

- The Steelers have registered 5.0 or more sacks in 15 games since the start of the 2019 season, which is tied for the second-most in the NFL over the span.

MOST GAMES WITH 5.0 SACKS – SINCE 2019

RANK	TEAM	GAMES
1.	Philadelphia Eagles	16
2.	Pittsburgh Steelers	15
	Tampa Bay Buccaneers	15
4.	L.A. Rams	14
5.	Baltimore Ravens	13
	Dallas Cowboys	13
	Kansas City Chiefs	13

- Pittsburgh has recorded 6.0 or more team sacks 62 times since sacks became an official statistic in 1982. In those 62 games, the Steelers have a 51-10-1 (.831) record and has outscored its opponents 1,541-826.

RECORD WHEN RECORDING 6.0+ SACKS

DATE	OPPONENT	SACKS	RESULT
09/18/2023	vs. Cleveland Browns	6.0	W, 26-22
01/08/2023	vs. Cleveland Browns	7.0	W, 28-14
09/11/2022	at Cincinnati Bengals	7.0	W, 23-20
01/03/2022	vs. Cleveland Browns	9.0	W, 26-14
12/05/2021	vs. Baltimore Ravens	7.0	W, 20-19
09/20/2020	vs. Denver Broncos	7.0	W, 26-21
09/30/2019	vs. Cincinnati Bengals	8.0	W, 27-3
11/18/2018	at Jacksonville Jaguars	6.0	W, 20-16
10/07/2018	vs. Atlanta Falcons	6.0	W, 41-17
09/09/2018	at Cleveland Browns	7.0	T, 21-21
12/31/2017	vs. Cleveland Browns	6.0	W, 28-24
12/25/2017	at Houston Texans	7.0	W, 34-6
09/10/2017	at Cleveland Browns	7.0	W, 21-18
11/20/2016	at Cleveland Browns	8.0	W, 24-9
01/03/2016	at Cleveland Browns	7.0	W, 28-12
11/15/2015	vs. Cleveland Browns	6.0	W, 30-9
12/21/2014	vs. Kansas City Chiefs	6.0	W, 20-12
12/23/2012	vs. Cincinnati Bengals	6.0	L, 10-13
11/21/2010	vs. Oakland Raiders	6.0	W, 35-3
10/17/2010	vs. Cleveland Browns	6.0	W, 28-10
10/11/2009	at Detroit Lions	7.0	W, 28-20
11/03/2008	at Washington Redskins	7.0	W, 23-6
10/19/2008	at Cincinnati Bengals	7.0	W, 38-10
11/05/2007	vs. Baltimore Ravens	6.0	W, 38-7
09/09/2007	at Cleveland Browns	6.0	W, 34-7
10/29/2006	at Oakland Raiders	6.0	L, 13-20
09/24/2006	vs. Cincinnati Bengals	6.0	L, 20-28
12/24/2005	at Cleveland Browns	8.0	W, 41-0
09/18/2005	at Houston Texans	8.0	W, 27-7
12/23/2002	at Tampa Bay Buccaneers	6.0	W, 17-7
12/15/2002	vs. Carolina Panthers	6.0	W, 30-14
12/23/2001	vs. Detroit Lions	6.0	W, 47-14
11/11/2001	at Cleveland Browns	7.0	W, 15-12
10/21/2001	at Tampa Bay Buccaneers	10.0	W, 17-10
12/24/2000	at San Diego Chargers	6.0	W, 34-21
10/01/2000	at Jacksonville Jaguars	7.0	W, 24-13
11/14/1999	vs. Cleveland Browns	6.0	L, 15-16
10/25/1999	vs. Atlanta Falcons	7.0	W, 13-9
10/18/1998	vs. Baltimore Ravens	7.0	W, 16-6
11/30/1997	at Arizona Cardinals	10.0	W, 26-20
09/28/1997	vs. Houston Oilers	7.0	W, 37-24
11/17/1996	vs. Jacksonville Jaguars	6.0	W, 28-3
11/03/1996	vs. St. Louis Rams	6.0	W, 42-6
10/13/1996	vs. Cincinnati Bengals	10.0	W, 20-10
12/03/1995	vs. Houston Oilers	6.0	W, 21-7
10/29/1995	vs. Jacksonville Jaguars	7.0	W, 24-7
11/14/1994	vs. Buffalo Bills	7.0	W, 23-10
11/06/1994	at Houston Oilers	6.0	W, 12-9
10/03/1994	vs. Houston Oilers	6.0	W, 30-14
11/29/1992	at Cincinnati Bengals	10.0	W, 21-9
09/09/1990	at Cleveland Browns	7.0	L, 3-13
09/28/1986	at Houston Oilers	6.0	W, 22-16
10/20/1985	vs. St. Louis Cardinals	6.0	W, 23-10
09/16/1985	at Cleveland Browns	6.0	L, 7-17
11/19/1984	at New Orleans Saints	6.0	L, 24-27
10/21/1984	at Indianapolis Colts	6.0	L, 16-17
10/01/1984	vs. Cincinnati Bengals	6.0	W, 38-17
10/10/1983	at Cincinnati Bengals	9.0	W, 24-14
09/18/1983	at Houston Oilers	6.0	W, 40-28
09/04/1983	vs. Denver Broncos	7.0	L, 10-14
12/19/1982	at Cleveland Browns	6.0	L, 9-10
12/05/1982	vs. Kansas City Chiefs	8.0	W, 35-14

• The Steelers have registered 6.0 or more sacks in seven games since the start of the 2019 season, which is tied for the third-most in the NFL over the span.

MOST GAMES WITH 6.0 SACKS – SINCE 2019

RANK	TEAM	GAMES
1.	Philadelphia Eagles	11
2.	New Orleans Saints	8
3.	Pittsburgh Steelers	7
	Buffalo Bills	7
	Tampa Bay Buccaneers	7
	L.A. Rams	7

• The Steelers have registered 7.0 or more sacks in six games since the start of the 2019 season, which is the most in the NFL over the span.

MOST GAMES WITH 7.0 SACKS – SINCE 2019

RANK	TEAM	GAMES
1.	Pittsburgh Steelers	6
2.	Philadelphia Eagles	5
3.	Buffalo Bills	4
	New Orleans Saints	4
	Washington Commanders	4

• Pittsburgh has registered 8.0 or more sacks in two games since the start of the 2019 season, which is tied for the second-most in the NFL over the span.

MOST GAMES WITH 8.0 SACKS – SINCE 2019

RANK	TEAM	GAMES
1.	Philadelphia Eagles	3
2.	Pittsburgh Steelers	2
	Buffalo Bills	2
	Four other teams tied with	2

BLITZBURGH

- The Steelers have recorded 50 or more sacks in five of the last seven seasons. In 2021, Pittsburgh became the first team in the NFL to record 50 or more sacks in five consecutive seasons since Washington, Chicago and Dallas (1983-87).
- The five-year streak with 50 or more sacks was tied for the longest in NFL history.

NFL MOST CONSECUTIVE 50-SACK SEASONS – SINCE 1982

RANK	TEAM	SEASONS
1.	Pittsburgh Steelers (2017-21)	5
	Washington (1983-87)	5
	Chicago Bears (1983-87)	5
	Dallas Cowboys (1983-87)	5
5.	N.Y. Giants (1985-88), San Francisco 49ers (1983-86)	4
	Philadelphia Eagles (1984-87), L.A. Raiders (1983-86)	4

• The Steelers have eclipsed the 50-sack plateau 11 times since sacks became an official statistic in 1982.

NFL MOST 50-SACK SEASONS – SINCE 1982

RANK	TEAM	SEASONS
1.	Pittsburgh Steelers	11
	Philadelphia Eagles	11
3.	L.A. Rams	10
4.	New Orleans Saints	9
5.	Kansas City Chiefs	8

• Pittsburgh has led the League in sacks in five of the previous seven seasons, including five straight seasons (2017-21). The Steelers were the first team in NFL history to lead the NFL in sacks in five straight seasons.

- Since the start of the 2019 season, Pittsburgh is averaging a sack 9.3% of the time, which is best in the NFL over that span.

- Pittsburgh has registered 34 strip sacks since the start of the 2019 season, which is tied for the third-most in the NFL over the span.

BEST PCT. OF SACKS/OPPONENT PASS ATTEMPTS – SINCE 2019

RANK	TEAM	SK/ATT
1.	Pittsburgh Steelers	9.3
2.	Philadelphia Eagles	8.1
3.	L.A. Rams	8.0
4.	New Orleans Saints	7.9
5.	Buffalo Bills	7.8

- The Steelers rank in the top three in sacks dating back to the start of every season since 1982 (except 2021, 2022 and 2023).

MOST SACKS DATING BACK

YEAR	SACKS	NFL RANK	SECOND IN NFL
2023	47	11th	Baltimore, 60 (1st)
2022	87	14th	Philadelphia, 113 (1st)
2021	142	3rd	Miami, 144 (1st)
2020	198	1st	Philadelphia, 191
2019	252	1st	Tampa Bay, 235
2018	304	1st	Philadelphia, 278
2017	360	1st	L.A. Rams, 321
2016	398	1st	L.A. Rams, 352
2015	446	1st	L.A. Rams, 393
2014	479	1st	Philadelphia, 436
2013	513	1st	L.A. Rams, 488
2012	550	1st	L.A. Rams, 538
2011	585	1st	L.A. Rams, 577
2010	633	1st	L.A. Rams, 620
2009	680	1st	L.A. Rams, 645
2008	731	1st	Philadelphia, 685
2007	767	1st	Philadelphia, 721
2006	806	1st	Philadelphia, 761
2005	853	1st	Philadelphia, 790
2004	894	1st	Philadelphia, 837
2003	929	1st	Philadelphia, 875
2002	979	1st	Philadelphia, 931
2001	1,034	1st	Philadelphia, 976
2000	1,073	1st	Philadelphia, 1,026
1999	1,112	1st	Philadelphia, 1,063
1998	1,153	1st	Philadelphia, 1,105
1997	1,201	1st	Philadelphia, 1,148
1996	1,252	1st	Philadelphia, 1,188
1995	1,294	1st	Philadelphia, 1,236
1994	1,349	1st	Philadelphia, 1,278
1993	1,391	1st	Philadelphia, 1,314
1992	1,427	1st	Philadelphia, 1,369
1991	1,465	1st	Philadelphia, 1,424
1990	1,499	1st	Philadelphia, 1,469
1989	1,530	2nd	Philadelphia, 1,531 (1st)
1988	1,549	2nd	Philadelphia, 1,573 (1st)
1987	1,575	2nd	Philadelphia, 1,630 (1st)
1986	1,618	2nd	Philadelphia, 1,683 (1st)
1985	1,653	2nd	Philadelphia, 1,735 (1st)
1984	1,701	2nd	Philadelphia, 1,796 (1st)
1983	1,751	2nd	Philadelphia, 1,832 (1st)
1982	1,785	2nd	Philadelphia, 1,862 (1st)

MOST STRIP SACKS – SINCE 2019

RANK	TEAM	STRIP SACKS
1.	Tampa Bay Buccaneers	41
2.	Baltimore Ravens	36
3.	Pittsburgh Steelers	34
	Arizona Cardinals	34
5.	Philadelphia Eagles	34

STEELERS TAKEAWAYS

- Pittsburgh has registered 137 takeaways since the start of the 2019 season, which is the most in the NFL over the span.

NFL MOST TAKEAWAYS – SINCE 2019

RANK	TEAM	TAKEAWAYS
1.	Pittsburgh Steelers	137
2.	Buffalo Bills	136
	New England Patriots	136
4.	Dallas Cowboys	132
5.	Tampa Bay Buccaneers	127

- The Steelers have forced a turnover in 65 games since the start of the 2019 season, which is tied for the sixth-most in the NFL over the span.

NFL MOST GAMES WITH AT LEAST ONE TAKEAWAY – SINCE 2019

RANK	TEAM	GAMES
1.	Tampa Bay Buccaneers	68
	New England Patriots	68
3.	Indianapolis Colts	67
	Minnesota Vikings	67
	Baltimore Ravens	67
6.	Pittsburgh Steelers	65
	Buffalo Bills	65

- The Steelers have forced multiple turnovers in 44 games since the start of the 2019 season, which leads the NFL over the span.

NFL MOST GAMES WITH MULTIPLE TAKEAWAYS – SINCE 2019

RANK	TEAM	GAMES
1.	Pittsburgh Steelers	44
2.	Indianapolis Colts	41
3.	Buffalo Bills	40
4.	Dallas Cowboys	39
5.	New England Patriots	38
	San Francisco 49ers	38

- Pittsburgh has forced three or more turnovers in 18 games since the start of the 2019 season, which is tied for the second-most in the NFL over the span.

MOST GAMES WITH THREE TAKEAWAYS – SINCE 2019

RANK	TEAM	GAMES
1.	Dallas Cowboys	21
2.	Pittsburgh Steelers	18
	New England Patriots	18
	New Orleans Saints	18
5.	Buffalo Bills	16
	Miami Dolphins	16

- Pittsburgh has forced four or more turnovers in eight games since the start of the 2019 season, which is the fifth-most in the NFL over the span.

MOST GAMES WITH FOUR TAKEAWAYS – SINCE 2019

RANK	TEAM	GAMES
1.	Dallas Cowboys	11
	Buffalo Bills	11
3.	New England Patriots	9
	San Francisco 49ers	9
5.	Pittsburgh Steelers	8

- Pittsburgh has registered 398 points off turnovers since the start of the 2019 season, which is the sixth-most in the NFL over the span.

NFL MOST POINTS OFF TURNOVERS – SINCE 2019

RANK	TEAM	PTS OFF TO
1.	Dallas Cowboys	463
2.	Tampa Bay Buccaneers	455
3.	Baltimore Ravens	441
4.	New England Patriots	429
5.	Green Bay Packers	426
6.	Pittsburgh Steelers	398

PITTSBURGH 311

- The Steelers have held 37 opponents to 311 total yards or less since the start of the 2019 season, which is tied for the sixth-most in the NFL over the span.

MOST GAMES OF 311 YARDS ALLOWED OR LESS – SINCE 2019

RANK	TEAM	GAMES
1.	San Francisco 49ers	49
2.	Buffalo Bills	45
3.	Baltimore Ravens	40
4.	New England Patriots	39
5.	Cleveland Browns	38
6.	Pittsburgh Steelers	37
	Philadelphia Eagles	37

THREE OF A KIND

- Since 2020, only one team has had three players with at least 26.5 sacks, 59 quarterback hits and 40 tackles for loss. Pittsburgh's **T.J. Watt**, **Cameron Heyward** and **Alex Highsmith** each meet the criteria above.

THREE TEAMMATES WITH 26.5 SACKS, 59 QBH, 40 TFL – SINCE 2020

TEAM	NAME	SACKS	QBH	TFL
Pittsburgh Steelers	T.J. Watt	62.0	128	71
	Cameron Heyward	26.5	61	42
	Alex Highsmith	29.5	59	40

HEYWARD, WATT DYNAMIC DUO

- LB **T.J. Watt** and DT **Cameron Heyward** have registered 96.5 and 80.5 career sacks, respectively. Both will likely surpass James Harrison's franchise record of 80.5 sacks (Watt did in Week 2 of 2023 vs. Cleveland).
- Watt (96.5) and Heyward (80.5) have combined for 177.0 sacks, 13 Pro Bowl selections, seven All-Pro nods, 372 QB hits, 225 tackles for loss, 35 forced fumbles, 26 takeaways, 24 strip sacks, 17 fumble recoveries and nine interceptions.
- With Watt and Heyward both staring down opposing offenses in 2023, the Steelers defense now features the most accomplished pass-rushing duo in the NFL.

WATT, HEYWARD HALL OF FAME TANDEM

STATISTIC	TOTAL
Total Seasons Played	20
Pro Bowls	13
All-Pro Selections	7
Games Played	298
Sacks	177.0
Quarterback Hits	372
Tackles For Loss	225
Forced Fumbles	35
Takeaways	26
Strip Sacks	24
Fumble Recoveries	17
Interceptions	9
Seasons of 12.0+ Sacks	6
Seasons of 10.0+ Sacks	8

- Watt has 96.5 sacks in his career, while Heyward has 80.5 sacks. The Steelers became the first team to feature multiple players with 80.0+ career sacks since the Arizona Cardinals (J.J. Watt/Chandler Jones) in 2021.
- Heyward and Watt are one of five current set of teammates in the NFL with 50.0+ career sacks.

TEAMS WITH MULTIPLE PLAYERS WITH 50+ CAREER SACKS

TEAM	NAME	SACKS
Pittsburgh Steelers	T.J. Watt	94.5
	Cameron Heyward	80.5
	Markus Golden	50.0
Cleveland Browns	Myles Garrett	88.5
	Za'Darius Smith	60.0
L.A. Chargers	Khalil Mack	100.5
	Joey Bosa	67.0
Philadelphia Eagles	Brandon Graham	73.0
	Fletcher Cox	70.0
	Haason Reddick	58.0
Buffalo Bills	Von Miller	123.5
	Leonard Floyd	58.0

- Heyward and Watt are the only current set of teammates in the NFL with 75.0+ career sacks.

TEAMS FEATURING MULTIPLE PLAYERS WITH 75+ CAREER SACKS

TEAM	NAME	SACKS
Pittsburgh Steelers	Cameron Heyward	80.5
	T.J. Watt	94.5

STEELERS DEFENSE NO STRANGER TO ENDZONE

- Pittsburgh recorded multiple defensive TDs in Week 2 of 2023 vs. Cleveland, which was the first time since Week 14 of 2010 (vs. Cincinnati) when LaMarr Woodley (14 yards) and Troy Polamalu (45 yards) had interception returns for TD.
- The Steelers have had multiple defensive TDs in a game three times since 2000.

STEELERS GAME WITH MULTIPLE DEFENSIVE SCORES – SINCE 2000

DATE	DEFENSIVE SCORE	OPP.	RESULT
09/18/2023	T.J. Watt 16-yard FR	vs. CLE	W, 26-22
09/18/2023	Alex Highsmith 30-yard INT	vs. CLE	W, 26-22
12/12/2010	LaMarr Woodley 14-yard INT	vs. CIN	W, 23-7
12/12/2010	Troy Polamalu 45-yard INT	vs. CIN	W, 23-7
10/25/2009	LaMarr Woodley 77-yard FR	vs. MIN	W, 27-17
10/25/2009	Keyaron Fox 82-yard INT	vs. MIN	W, 27-17

- Below is a look at Pittsburgh's most recent defensive scores. The Steelers are 58-5 (.921) when producing a defensive score. Pittsburgh is 49-4 (.925) when scoring a defensive TD and 9-1 (.900) when recording a safety.

STEELERS DEFENSIVE SCORES – SINCE 2000

DATE	DEFENSIVE SCORE	OPP.	RESULT
09/18/2023	T.J. Watt 16-yard FR	vs. CLE	W, 26-22
09/18/2023	Alex Highsmith 30-yard INT	vs. CLE	W, 26-22
09/11/2022	Minkah Fitzpatrick 31-yard INT	at CIN	W, 23-20 (ot)
12/02/2020	Joe Haden 14-yard INT	vs. BLT	W, 19-14
11/01/2020	Robert Spillane 33-yard INT	at BLT	W, 28-24
10/18/2020	Minkah Fitzpatrick 33-yard INT	vs. CLE	W, 38-7
09/20/2020	Derek Watt safety (Sam Martin)	vs. DEN	W, 26-21
11/10/2019	Minkah Fitzpatrick 43-yard FR	vs. LAR	W, 17-12
11/03/2019	Minkah Fitzpatrick 96-yard INT	vs. IND	W, 26-24
10/13/2019	Devin Bush 9-yard FR	at LAC	W, 24-17
11/08/2018	Vince Williams 17-yard INT	vs. CAR	W, 52-21
10/28/2018	Team safety	vs. CLE	W, 33-18
10/07/2018	L.J. Fort 0-yard FR	vs. ATL	W, 41-17
09/24/2018	Bud Dupree 10-yard INT	at TB	W, 30-27
09/16/2018	Artie Burns safety (Kareem Hunt)	vs. KC	L, 42-37
10/15/2017	Team safety	at KC	W, 19-13
12/04/2016	Team safety	vs. NYG	W, 24-14
11/20/2016	Javon Hargrave 0-yard FR	at CLE	W, 24-9
12/13/2015	William Gay 23-yard INT	at CIN	W, 33-20
10/12/2015	Valentino Blake 70-yard INT	at SD	W, 24-20
12/14/2014	William Gay 52-yard INT	at ATL	W, 27-20
11/17/2014	William Gay 28-yard INT	at TEN	W, 27-24
10/26/2014	Team safety	vs. IND	W, 51-34
10/26/2014	William Gay 33-yard INT	vs. IND	W, 51-34
10/05/2014	Brice McCain 22-yard INT	at JAX	W, 17-9
09/21/2014	Robert Golden 0-yard FR	at CAR	W, 37-19
12/22/2013	Cortez Allen 40-yard INT	at GB	W, 38-31
12/08/2013	Troy Polamalu 19-yard INT	vs. MIA	L, 34-28
11/24/2013	William Gay 21-yard INT	at CLE	W, 27-11
11/25/2012	Lawrence Timmons 53-yard INT	at CLE	L, 20-14
10/23/2011	Team safety	at ATL	W, 32-20
09/25/2011	Troy Polamalu 16-yard FR	at IND	W, 23-20
12/12/2010	LaMarr Woodley 14-yard INT	vs. CIN	W, 23-7
12/12/2010	Troy Polamalu 45-yard INT	vs. CIN	W, 23-7
09/26/2010	Brett Keisel 79-yard INT	at TB	W, 38-13
11/09/2009	Robert Ayers Jr. 54-yard FR	at DEN	W, 28-10
10/25/2009	LaMarr Woodley 77-yard FR	vs. MIN	W, 27-17
10/25/2009	Keyaron Fox 82-yard INT	vs. MIN	W, 27-17
12/28/2008	Tyrone Carter 32-yard INT	vs. CLE	W, 31-0
12/07/2008	Desha Townsend 25-yard INT	vs. DAL	W, 20-13
11/16/2008	James Harrison safety (Philip Rivers)	vs. SD	W, 11-10
09/29/2008	LaMarr Woodley 7-yard FR	vs. BLT	W, 23-20 (ot)
12/20/2007	Ike Taylor 51-yard INT	at STL	W, 41-24
09/23/2007	Bryant McFadden 50-yard INT	vs. SF	W, 37-16
10/15/2006	Rian Wallace 30-yard INT	vs. KC	W, 45-7
09/07/2006	Joey Porter 42-yard INT	vs. MIA	W, 28-17
12/18/2005	Larry Foote safety (Michael Bennett)	at MIN	W, 18-3
11/06/2005	Troy Polamalu 77-yard FR	at GB	W, 20-10
01/02/2005	James Harrison 18-yard FR	at BUF	W, 29-24
11/21/2004	James Farrior 14-yard INT	at CIN	W, 19-14
11/14/2004	Russell Stuvaints 24-yard FR	at CLE	W, 24-10
10/31/2004	Desha Townsend 39-yard INT	vs. NE	W, 34-20
10/03/2004	Troy Polamalu 26-yard INT	vs. CIN	W, 28-17
12/21/2003	Desha Townsend 25-yard INT	vs. SD	W, 40-24
09/14/2003	Chad Scott 26-yard INT	at KC	L, 41-20
12/23/2002	Chad Scott 30-yard INT	at TB	W, 17-7
01/06/2002	Troy Edwards 32-yard FR	vs. CLE	W, 28-7

DATE	DEFENSIVE SCORE	OPP.	RESULT
12/23/2001	Jason Gildon 27-yard FR	vs. DET	W, 47-14
11/25/2001	Chad Scott 45-yard INT	at TEN	W, 34-24
10/14/2001	Chad Scott 61-yard INT	at KC	W, 20-17
09/30/2001	Dewayne Washington 63-yard FR	at BUF	W, 20-3
11/26/2000	Jason Gildon 22-yard FR	at CIN	W, 48-28
11/12/2000	Joey Porter 32-yard FR	vs. PHI	L, 26-23 (ot)
10/15/2000	Joey Porter safety (Scott Mitchell)	vs. CIN	W, 15-0

TAKE DOWN FOR WATT

- LB **T.J. Watt** is the first player since 1982, when the individual sack became an official statistic, to lead the League in sacks three times (2020, 2021 and 2023).
- Watt surpassed his brother J.J. Watt, Reggie White, DeMarcus Ware, Michael Strahan, Kevin Greene, Mark Gastineau and Jared Allen, who each led the League in sack twice.
- Watt is off to a record-setting pace for sacks to open his NFL career. He has averaged 0.93 sacks/game since entering the League back in 2017, which is the best in NFL history (min. 100 games started).

SACKS PER GAME LEADERS – SINCE 1982 (MIN. 100 GAMES STARTED)

RANK	PLAYER	SACKS/GM
1.	T.J. Watt	0.93
2.	Reggie White	0.85
3.	Lawrence Taylor	0.79
4.	DeMarcus Ware	0.78
5.	Dexter Manley	0.77

- Watt's 96.5 career sacks are the third-most by a player in his first seven seasons in the NFL since 1982, when the individual sack became an official statistic.

MOST SACKS IN FIRST SEVEN SEASONS – SINCE 1982

RANK	PLAYER, YEARS	SACKS
1.	Reggie White, 1985-1991	110.0
2.	DeMarcus Ware, 2005-11	99.5
3.	T.J. Watt, 2017-23	96.5
4.	Myles Garrett, 2017-23	88.5
5.	Aaron Donald, 2014-2020	85.5
6.	Derrick Thomas, 1989-95	85.0
7.	Von Miller, 2011-17	83.5
8.	Jared Allen, 2004-10	83.0
9.	Richard Dent, 1983-89	81.0
10.	Bruce Smith, 1985-1991	78.0

- Watt's 96.5 career sacks are tied for the 12th-most over any seven-year stretch since 1982.

MOST SACKS OVER SEVEN-YEAR SPAN – SINCE 1982

RANK	PLAYER, YEARS	SACKS
1.	Reggie White, 1986-92	111.0
2.	Reggie White, 1985-91	110.0
3.	Reggie White, 1987-93	106.0
4.	DeMarcus Ware, 2006-12	103.0
5.	Jared Allen, 2007-13	101.0
6.	DeMarcus Ware, 2005-11	99.5
7.	Derrick Thomas, 1989-95	98.0
	Lawrence Taylor, 1984-90	98.0
9.	DeMarcus Ware, 2007-13	97.5
	Reggie White, 1991-97	97.5
11.	Jared Allen, 2006-12	97.0
12.	T.J. Watt, 2017-23	96.5
	Lawrence Taylor, 1983-89	96.5

- Watt has recorded at least two quarterback hits, two tackles for loss and 2.0 sacks in 15 different games since the start of the 2017 season, which is tied for the most in the League over the span.

MOST GAMES WITH 2+ QBH, 2+ TFL, 2.0+ SACKS – SINCE 2017

RANK	PLAYER, TEAM	GAMES
1.	T.J. Watt, Pittsburgh Steelers	15
	Cameron Jordan, New Orleans Saints	15
	Aaron Donald, L.A. Rams	15
4.	Three players tied with	11

- Watt has recorded at least 2.0 sacks in 22 different games since the start of the 2017 season, which is the most in the League over the span.
- Watt became the fourth player since 1982, when the individual sack became an official statistic, to record at least 2.0 sacks in 22 or more games in his first seven seasons in the NFL, joining Pro Football Hall of Famers Reggie White (30 games), Simeon Rice (23), Richard Dent (23) and Jared Allen (22).

MOST 2.0+ SACK GAMES IN FIRST SEVEN NFL SEASONS – SINCE 1982

RANK	PLAYER, TEAM	GAMES
1.	Reggie White, Philadelphia Eagles	30
2.	Simeon Rice, Tampa Bay Buccaneers	23
	Richard Dent, Chicago Bears	23
4.	T.J. Watt, Pittsburgh Steelers	22
	Jared Allen, Minnesota Vikings	22

- Watt has 1.0 sack in 60 career games, which is tied for the fourth-most career games with at least 1.0 sack in a player's first seven NFL seasons since 1982, when the individual sack became an official statistic. Only Pro Football Hall of Famers DeMarcus Ware (68 games) and Reggie White (63) as well as Von Miller (61) have more.

MOST 1.0+ SACK GAMES IN FIRST SEVEN NFL SEASONS – SINCE 1982

RANK	PLAYER, TEAM	GAMES
1.	DeMarcus Ware, Dallas Cowboys	68
2.	Reggie White, Philadelphia Eagles	63
3.	Von Miller, Denver Broncos	61
4.	T.J. Watt, Pittsburgh Steelers	60
	Myles Garrett, Cleveland Browns	60

- Watt is one of five players in NFL history with at least 96.5 sacks, 107 tackles for loss, 198 quarterback hits, 27 forced fumbles, 20 strip sacks and 10 fumble recoveries.

NAME	SACKS	TFL	QBH	FF	FR	STRIP SACKS
Julius Peppers	158.5	109	204	51	21	39
Terrell Suggs	139.0	142	215	39	15	35
Chandler Jones	112.0	121	210	34	13	30
Jared Allen	136.0	115	236	31	19	26
T.J. Watt	96.5	107	198	27	10	20

- Watt ranks among the top 10 active players in sacks (7th), tackles for loss (t-10th), quarterback hits (5th), forced fumbles (t-3rd), fumble recoveries (t-9th) and strip sacks (2nd).

ACTIVE NFL LEADERS

CATEGORY	T.J. WATT (RANK)	LEADER
Sacks	96.5 (7th)	123.5 (Von Miller)
Tackles for Loss	107 (t-10th)	176 (Aaron Donald)
Quarterback Hits	198 (5th)	259 (Aaron Donald)
Forced Fumbles	27 (t-3rd)	30 (Khalil Mack)
Fumble Recoveries	10 (t-9th)	18 (Lavonte David)
Strip Sacks	20 (2nd)	23 (Khalil Mack)

- Watt played in his 100th NFL game vs. New England in Week 14 of 2023. Here's an interesting look where he ranked in sacks, tackles for loss, quarterback hits, strip sacks, forced fumbles and fumble recoveries among NFL players over their first 100 career games played.

NFL LEADERS – FIRST 100 GAMES PLAYED

CATEGORY	T.J. WATT (RANK)	LEADER
Sacks	91.5 (2nd)	105.0 (Reggie White)
Tackles for Loss	102 (t-4th)	150 (J.J. Watt)
Quarterback Hits	189 (2nd)	238 (J.J. Watt)
Forced Fumbles	26 (t-4th)	35 (Dwight Freeney)
Fumble Recoveries	10 (t-11th)	13 (J.J. Watt)
Strip Sacks	19 (t-7th)	31 (Robert Mathis)

- Watt surpassed J.J. Watt (87.5 sacks) for the second-most by a player in his first 100 career games since 1982.

MOST SACKS IN FIRST 100 GAMES PLAYED – SINCE 1982

RANK	PLAYER, TEAM	SACKS
1.	Reggie White, Philadelphia Eagles	105.0
2.	T.J. Watt, Pittsburgh Steelers	91.5
3.	J.J. Watt, Houston Texans	87.5
	Myles Garrett, Cleveland Browns	87.5
5.	DeMarcus Ware, Dallas Cowboys	85.0

- Watt became the fourth player since 1982 with at least 19.0 sacks in two of his first seven NFL seasons, joining DeMarcus Ware, his brother, J.J. Watt and Mark Gastineau.
- Watt is the first player in franchise history with at least 19.0 sacks in multiple seasons.
- His two seasons with at least 19.0 sacks are tied for the most in NFL history by a player in their first seven seasons in the League.

MOST 19.0+ SACK SEASONS IN FIRST SEVEN YEARS – SINCE 1982

RANK	PLAYER	SEASONS
1.	T.J. Watt	2
	DeMarcus Ware	2
	J.J. Watt	2
	Mark Gastineau	2

- His two seasons with at least 19.0 sacks are tied for the most in NFL history.

MOST 19.0+ SACK SEASONS – SINCE 1982

RANK	PLAYER	SEASONS
1.	T.J. Watt	2
	DeMarcus Ware	2
	J.J. Watt	2
	Mark Gastineau	2

- Watt had 19.0 sacks this season and was the fourth player since 1982, when the individual sack became an official statistic, with at least 15.0 sacks in three of his first seven seasons, joining Pro Football Hall of Famer Reggie White (four seasons), DeMarcus Ware (three seasons) and brother J.J. Watt (three seasons).
- Watt's three seasons with at least 15.0 sacks are the most by a Steelers player in their first seven seasons in the League.

MOST 15.0+ SACK SEASONS BY STEELER IN FIRST SEVEN YEARS – SINCE 1982

RANK	PLAYER	SEASONS
1.	T.J. Watt	3
2.	Two players tied with	1

- His three seasons with at least 15.0 sacks are tied for the second-most in NFL history by a player in their first seven seasons in the League.

MOST 15.0+ SACK SEASONS IN FIRST SEVEN YEARS – SINCE 1982

RANK	PLAYER	SEASONS
1.	Reggie White	4
2.	T.J. Watt	3
	DeMarcus Ware	3
	J.J. Watt	3
5.	13 players tied with	2

- His three seasons with at least 15.0 sacks are tied for the third-most in NFL history.

MOST 15.0+ SACK SEASONS – SINCE 1982

RANK	PLAYER	SEASONS
1.	Reggie White	5
2.	J.J. Watt	4
3.	T.J. Watt	3
	Six other players tied with	3

- Watt is the fourth player since 1982, when the individual sack became an official statistic, to register 90.0 or more sacks, 25 or more forced fumbles and seven or more interceptions.

NFL PLAYERS WITH 90-25-7 IN CAREER – SINCE 1982

RANK	PLAYER	SACKS	FF	INT
1.	T.J. Watt	96.5	27	7
2.	Julius Peppers	158.5	31	11
3.	Terrell Suggs	139.0	39	7
4.	Jason Taylor	139.5	42	8

- Watt is the first player since 1982, when the individual sack became an official statistic, to register 85.0 or more sacks, 25 or more forced fumbles and seven or more interceptions in his first 100 career games.

FEWEST GAMES TO 85-25-7 IN NFL CAREER - SINCE 1982

RANK	PLAYER	GAMES
1.	T.J. Watt	93
2.	Julius Peppers	123
3.	Terrell Suggs	150
4.	Jason Taylor	157

- Watt has registered 52.0 sacks in the second half/OT since the start of the 2017 season, which are the most in the NFL.

MOST SACKS IN SECOND HALF/OVERTIME – SINCE 2017

RANK	PLAYER, TEAM	SACKS
1.	T.J. Watt, Pittsburgh Steelers	52.0
2.	Aaron Donald, L.A. Rams	51.0
3.	Myles Garrett, Cleveland Browns	43.5
4.	Khalil Mack, L.A. Chargers	38.5
5.	Danielle Hunter, Minnesota Vikings	37.5
	Chris Jones, Kansas City Chiefs	37.5

- In 2023, Watt became the second player since 1982, when the individual sack became an official statistic, with at least 19.0 sacks, 19 tackles for loss, 36 quarterback hits, four forced fumbles and three fumble recoveries.
- Watt is the first player to do it twice.

NAME	YEAR	SACKS	TFL	QBH	FF	FR
T.J. Watt	2023	19.0	19	36	4	3
T.J. Watt	2021	22.5	21	39	5	3
J.J. Watt	2014	20.5	29	50	4	5

- In 2023, Watt ranked in the top-five in the NFL in sacks, tackles for loss, quarterback hits, forced fumbles and fumble recoveries, which marked the season time in three years (2021, 2023) he has done so in the game season.
- J.J. Watt is the only other player to accomplish the feat since 2012.

NFL TOP FIVE IN SACKS, TFL, QBH, FF AND FR – SINCE 2012

PLAYER	SCK	RK	TFL	RK	QBH	RK	FF	RK	FR	RK
T.J. Watt, 2023	19.0	1	19	5	36	1	4	t-5	3	t-3
T.J. Watt, 2021	22.5	1	21	t-1	39	1	5	t-5	3	t-1
J.J. Watt, 2014	20.5	2	29	1	51	1	4	t-3	5	1

- Watt's 19.0 sacks were the most in the NFL in 2023.

NFL SACK LEADERS – 2023

RANK	PLAYER, TEAM	SACKS
1.	T.J. Watt, Pittsburgh Steelers	19.0
2.	Trey Hendrickson, Cincinnati Bengals	17.5
	Josh Allen, Jacksonville Jaguars	17.5
4.	Khalil Mack, L.A. Chargers	17.0
5.	Danielle Hunter, Minnesota Vikings	16.5

- Watt recorded a sack in 13 of 17 games in 2023, with multiple sacks in seven games.
- Watt intercepted a pass from Rams QB Matthew Stafford at the Rams' 31-yard line and returned it 24 yards to setup a Steelers' touchdown that gave them a 10-9 third-quarter lead in Week 7.
- Watt registered his first interception of the season and seventh of his career (2017-23).
- Watt, who had three sacks and a fumble recovery in Week 1 and one sack with one fumble recovery in Week 2, was the first player since 1982, when the individual sack became an official statistic, with a sack and fumble recovery in three of his team's first five games of a season.
- Watt, who had 26 forced fumbles and 10 fumble recoveries in his first 100 career games, was the third player since 2000 with at least 25 forced fumbles and 10 fumble recoveries in his first 100 games (Robert Mathis and Osi Umenyiora).
- Watt was the first player to record 6.0 sacks and have a defensive TD in a team's first three games of a season since individual sacks were first tracked in 1982.

- Watt registered a career-high 4.0 sacks vs. Cleveland in Week 17 of the 2021 season.

MOST SACKS IN SINGLE-GAME – FRANCHISE HISTORY

RANK	PLAYER (DATE, OPP.)	SACKS
1.	Joe Greene (12/10/72 at Houston)	5.0
2.	Chad Brown (10/13/96 vs. Cincinnati)	4.5
	L.C. Greenwood (11/25/79 vs. Cleveland)	4.5
4.	T.J. Watt (01/03/22 vs. Cleveland)	4.0
	Joey Porter (10/14/01 at Tampa Bay)	4.0
	Jerrold Williams (12/22/91 vs. Cleveland)	4.0
	Edmund Nelson (09/16/84 vs. L.A. Rams)	4.0
8.	T.J. Watt (12/05/21 vs. Baltimore)	3.5
	James Harrison (11/05/07 vs. Baltimore)	3.5
	Keith Willis (10/23/83 at Seattle)	3.5

- Watt registered four tackles (two solo), four quarterback hits, two tackles for loss, 1.0 sack, one pass defensed and one fumble recovery (returned for a TD) in Week 2 vs. Cleveland.
- Watt registered five tackles (five solo), 3.0 sacks, two forced fumbles, one fumble recovery, one strip sack, one tackle for loss, one pass defensed and five quarterback hits in the Week 1 matchup with San Francisco.
- Watt was the first player since 1982, when the individual sack became an official statistic by the NFL, to register such a stat line.

ONLY NFL PLAYER TO DO THE FOLLOWING – SINCE 1982

	SACKS	FF	FR	STRIP SACK	TFL	PD	QBH
T.J. Watt	3.0	2	1	1.0	1	1	5

- Watt owns the franchise record with 96.5 career sacks.

STEELERS CAREER SACK LEADERS – SINCE 1982

RANK	PLAYER, YEARS	SACKS
1.	T.J. Watt, 2017-23	96.5
2.	Cameron Heyward, 2011-23	80.5
	James Harrison, 2002, 2004-12, 2014-17	80.5
4.	Jason Gildon, 1994-2003	77.0
5.	L.C. Greenwood, 1969-81	73.5

- In Week 15 of 2022 at Carolina, Watt – appearing in his 84th career game – became the third-fastest player to reach 75.0 NFL sacks since 1982, when the individual sack became an official statistic, trailing only Pro Football Hall of Famer Reggie White (65 games) and his brother J.J. Watt (83 games).

FEWEST GAMES TO 75.0 SACKS IN NFL CAREER - SINCE 1982

RANK	PLAYER	GAMES
1.	Reggie White	65
2.	J.J. Watt	83
3.	T.J. Watt	84
4.	Bruce Smith	85
5.	Von Miller	90

- Watt is the only player since 1982 with 75.0 or more sacks and seven or more interceptions in his first seven NFL seasons.
- Watt is the only player to accomplish the feat in their first 100 games since 1982.

- Watt is the only player since 1982 to register 80.0 or more sacks and 16 takeaways in their first 100 career games.
- Watt led the NFL with 22.5 sacks, tied with Pro Football Hall of Famer Michael Strahan (22.5 sacks in 2001) for the most in a season since 1982, when the individual sack became an official statistic.
- Watt was the fifth player to reach 22.0 sacks in a single season since 1982, when the individual sack became an official NFL statistic.

NFL SINGLE-SEASON SACK LEADERS

RANK	PLAYER, YEAR	SACKS
1.	T.J. Watt, 2021	22.5
	Michael Strahan, 2001	22.5
3.	Jared Allen, 2011	22.0
	Mark Gastineau, 1984	22.0
	Justin Houston, 2014	22.0
6.	Chris Doleman, 1989	21.0
	Reggie White, 1987	21.0
8.	Aaron Donald, 2018	20.5
	Lawrence Taylor, 1986	20.5
	J.J. Watt, 2012	20.5
	J.J. Watt, 2014	20.5

- Watt was the 12th player (13th season) to reach 20.0 sacks in a single season since 1982, when the individual sack became an official NFL statistic.
- Watt's 22.5 sacks in 2021, not only led the NFL but are the most in single-season franchise history (James Harrison, 16.0, 2008). His previous single-season high in sacks was 15.0 in 2020.
- Watt is the only player in franchise history with 13.0 or more sacks in multiple seasons (and he's done in five times).

STEELERS SINGLE-SEASON SACK LEADERS

RANK	PLAYER, YEAR	SACKS
1.	T.J. Watt, 2021	22.5
2.	T.J. Watt, 2023	19.0
3.	James Harrison, 2008	16.0
4.	T.J. Watt, 2020	15.0
	Mike Merriweather, 1984	15.0
6.	T.J. Watt, 2019	14.5
	Alex Highsmith, 2022	14.5
8.	Kevin Greene, 1994	14.0
	Keith Willis, 1983	14.0
10.	LaMarr Woodley, 2009	13.5
	Jason Gildon, 2000	13.5

- Watt has sacked QB Baker Mayfield 8.5 times in his career, more than he's sacked any other quarterback. Watt has brought down 43 different passers in his career, including 27 more than once.

• Below is a look at his career regular-season sacks by quarterback:

SACKS	PLAYER	MOST RECENT
8.5	Baker Mayfield	vs. Cleveland, Jan. 3, 2022
7.5	Lamar Jackson	vs. Baltimore, Dec. 5, 2021
4.0	Tyler Huntley	at Baltimore, Jan. 6, 2023
3.5	Jeff Driskel	vs. Denver, Sept. 20, 2020
3.5	Joe Burrow	vs. Cincinnati, Nov. 20, 2022
3.0	Brock Purdy	vs. San Francisco, Sept. 10, 2023
3.0	Jared Goff	vs. Detroit, Nov. 14, 2021
3.0	Justin Fields	vs. Chicago, Nov. 8, 2021
3.0	Philip Rivers	vs. Indianapolis, Dec. 27, 2020
3.0	Blake Bortles	at Jacksonville, Nov. 18, 2018
3.0	Matt Ryan	vs. Atlanta, Oct. 7, 2018
3.0	Tyrod Taylor	at Cleveland, Sept. 9, 2018
3.0	DeShone Kizer	vs. Cleveland, Dec. 31, 2017
2.5	Jake Browning	vs. Cincinnati, Dec. 23, 2023
2.5	Sam Darnold	at N.Y. Jets, Dec. 22, 2019
2.5	Josh Allen	at Buffalo, Sept. 12, 2022
2.5	Ryan Tannehill	vs. Tennessee, Dec. 19, 2021
2.5	Robert Griffin III	vs. Baltimore, Dec. 2, 2020
2.5	Andy Dalton	vs. Cincinnati, Sept. 30, 2019
2.5	Deshaun Watson	vs. Cleveland, Jan. 8, 2023
2.0	Gardner Minshew	at Indianapolis, Dec. 16, 2023
2.0	Jimmy Garropolo	at Las Vegas, Sept. 24, 2023
2.0	Geno Smith	vs. Seattle, Oct. 17, 2021
2.0	Aaron Rodgers	at Green Bay, Oct. 3, 2021
2.0	Ryan Finley	at Cincinnati, Dec. 21, 2020
2.0	Ryan Fitzpatrick	vs. Miami, Oct. 28, 2019
1.5	Brian Hoyer	vs. Indianapolis, Nov. 3, 2019
1.0	Dorian Thompson-Robinson	at Cleveland, Nov. 19, 2023
1.0	Jordan Love	vs. Green Bay, Nov. 12, 2023
1.0	Will Levis	vs. Tennessee, Nov. 2, 2023
1.0	Anthony Brown	vs. Baltimore, Dec. 11, 2022
1.0	Derek Carr	vs. Las Vegas, Sept. 19, 2021
1.0	Alex Smith	vs. Washington, Dec. 7, 2020
1.0	Carson Wentz	vs. Philadelphia, Oct. 11, 2020
1.0	Russell Wilson	vs. Seattle, Sept. 15, 2019
1.0	Drew Brees	at New Orleans, Dec. 23, 2018
1.0	Tom Brady	vs. New England, Dec. 16, 2018
1.0	Cam Newton	at Carolina, Nov. 8, 2018
1.0	Joe Flacco	vs. Baltimore, Dec. 10, 2017
1.0	Brett Hundley	vs. Green Bay, Nov. 26, 2017
0.5	Kylar Murray	vs. Arizona, Dec. 3, 2023
0.5	Trevor Lawrence	vs. Jacksonville, Oct. 29, 2023
0.5	Garrett Gilbert	at Dallas, Nov. 8, 2020

• Watt has registered at least half a sack against 27 different teams, at least 1.0 sack against 24 teams and multiple sacks against 17 teams.

• Below is a look at his career regular-season sacks by opponent:

SACKS	TEAM	MOST RECENT
17.0	Cleveland Browns	vs. Cleveland, Jan. 8, 2023
16.0	Baltimore Ravens	vs. Baltimore, Dec. 11, 2022
12.0	Cincinnati Bengals	vs. Cincinnati, Dec. 23, 2023
5.5	Indianapolis Colts	at Indianapolis, Dec. 16, 2023
4.0	Green Bay Packers	vs. Green Bay, Nov. 12, 2023
3.5	Tennessee Titans	vs. Tennessee, Dec. 19, 2021
3.5	Jacksonville Jaguars	vs. Jacksonville, Oct. 29, 2023
3.0	Las Vegas Raiders	vs. Las Vegas, Sept. 19, 2021
3.0	San Francisco 49ers	vs. San Francisco, Sept. 10, 2023
3.0	Seattle Seahawks	vs. Seattle, Oct. 17, 2021
3.0	Atlanta Falcons	vs. Atlanta, Oct. 7, 2018
3.0	Chicago Bears	vs. Chicago, Nov. 8, 2021
2.5	Carolina Panthers	at Carolina, Dec. 18, 2020
2.5	Denver Broncos	vs. Denver, Sept. 20, 2020
2.5	Buffalo Bills	at Buffalo, Sept. 12, 2022
2.0	Miami Dolphins	vs. Miami, Oct. 28, 2019
2.0	L.A. Rams	vs. L.A. Rams, Nov. 10, 2019
1.0	Houston Texans	vs. Houston, Sept. 27, 2020
1.0	Philadelphia Eagles	vs. Philadelphia, Oct. 11, 2020
1.0	Washington Commanders	vs. Washington, Dec. 7, 2020
1.0	New England Patriots	vs. New England, Dec. 16, 2018
1.0	N.Y. Jets	at N.Y. Jets, Dec. 22, 2019
1.0	New Orleans Saints	at New Orleans, Dec. 23, 2018
1.0	Detroit Lions	vs. Detroit, Nov. 14, 2021
0.5	Arizona Cardinals	vs. Arizona, Dec. 3, 2023
0.5	Dallas Cowboys	at Dallas, Nov. 8, 2020
0.5	L.A. Chargers	at L.A. Chargers, Oct. 13, 2019
0.0	New York Giants	-
0.0	Kansas City Chiefs	-
0.0	Tampa Bay Buccaneers	-
0.0	Minnesota Vikings	-

• Watt's 96.5 career sacks are the most in the NFL since the start of the 2017 season.

NFL SACK LEADERS – SINCE 2017

RANK	PLAYER	SACKS
1.	T.J. Watt	96.5
2.	Myles Garrett	88.5
3.	Aaron Donald	83.0
4.	Chris Jones	73.5
5.	Khalil Mack	71.5

• Watt has recorded 62.0 sacks in 54 career games at Acrisure Stadium. He has collected at least half a sack in 38 of the last 44 home games. No player has registered more sacks over the first 54 career home games in NFL history.

MOST SACKS IN NFL HISTORY OVER FIRST 54 CAREER HOME GAMES

RANK	PLAYER	SACKS
1.	T.J. Watt	61.0
2.	Derrick Thomas	56.5
	Reggie White	56.5
4.	J.J. Watt	50.5
5.	Bruce Smith	49.0

- Watt has recorded at least 1.5 sacks in 27 career games, which is the most by a Steeler since 1982, when the individual sack became an official statistic.
- Watt's six career games with at least 3.0 sacks is tied for the most among active players since 1982, when the individual sack became an official statistic.

MOST GAMES WITH AT 1.5+ SACKS – FRANCHISE HISTORY

RANK	PLAYER	GAMES
1.	T.J. Watt	27
2.	James Harrison	19
3.	Jason Gildon	17
4.	LaMarr Woodley	16
5.	Cameron Heyward	14
	Joey Porter	14

- Watt's 27 career games with at least 1.5 sacks is tied for second-most among active players since 1982, when the individual sack became an official statistic.

MOST GAMES WITH 1.5+ SACKS – ACTIVE PLAYERS – SINCE 1982

RANK	PLAYER	GAMES
1.	Von Miller	28
2.	T.J. Watt	27
	Cameron Jordan	27
	Aaron Donald	27
5.	Myles Garrett	25

- Watt has recorded at least 2.0 sacks in 22 career games, which is the most by a Steeler since 1982, when the individual sack became an official statistic.

MOST GAMES WITH 2.0+ SACKS – FRANCHISE HISTORY

RANK	PLAYER	GAMES
1.	T.J. Watt	22
2.	James Harrison	17
3.	Jason Gildon	15
4.	LaMarr Woodley	13
	Joey Porter	13

- Watt's 22 career games with at least 2.0 sacks is tied for the second-most among active players since 1982, when the individual sack became an official statistic.

MOST GAMES WITH 2.0+ SACKS – ACTIVE PLAYERS – SINCE 1982

RANK	PLAYER	GAMES
1.	Cameron Jordan	24
2.	T.J. Watt	22
	Von Miller	22
4.	Khalil Mack	21
5.	Aaron Donald	20

- Watt has recorded at least 3.0 sacks in six career games, which is tied for the most by a Steeler since 1982, when the individual sack became an official statistic.

MOST GAMES WITH AT LEAST 3.0 SACKS IN FRANCHISE HISTORY

RANK	PLAYER	GAMES
1.	T.J. Watt	6
	James Harrison	6
3.	Joey Porter	5
4.	Mike Merriweather	3
	Chad Brown	3

MOST GAMES WITH 3.0+ SACKS – ACTIVE PLAYERS – SINCE 1982

RANK	PLAYER	GAMES
1.	T.J. Watt	6
	Cameron Jordan	6
	Aaron Donald	6
4.	Von Miller	5

(S)WATT THE QUARTERBACK

- LB T.J. Watt's 198 QB hits are the third-most over a player's first seven seasons in NFL history.

MOST QB HITS IN FIRST SEVEN SEASONS IN NFL HISTORY

RANK	PLAYER	QB HITS
1.	J.J. Watt	218
2.	Aaron Donald	200
3.	T.J. Watt	198
4.	Myles Garrett	172
5.	Von Miller	171

- Watt's 198 QB hits lead the NFL since entering the League in 2017.

NFL QUARTERBACK HIT LEADERS – SINCE 2017

RANK	PLAYER	QB HITS
1.	T.J. Watt	198
2.	Aaron Donald	179
3.	Myles Garrett	172
4.	Chris Jones	165
5.	Matt Judon	155

- Watt's 198 QB hits are the fifth-most by an active NFL player.

NFL QUARTERBACK HIT LEADERS – ACTIVE PLAYERS

RANK	PLAYER	QB HITS
1.	Aaron Donald	259
2.	Calais Campbell	254
3.	Von Miller	249
4.	Cameron Jordan	225
5.	T.J. Watt	198

WATT KNOWS THE TFL

- LB T.J. Watt's 107 tackles for loss are the fourth-most over a player's first seven seasons in NFL history.

MOST TFL IN FIRST SEVEN SEASONS IN NFL HISTORY

RANK	PLAYER	TFL
1.	J.J. Watt	136
2.	Aaron Donald	131
3.	Von Miller	111
4.	T.J. Watt	107
5.	Lavonte David	106

- Watt's 107 tackles for loss are the second-most in the NFL since entering the League in 2017.

NFL TFL LEADERS – SINCE 2017

RANK	PLAYER	TFL
1.	Aaron Donald	119
2.	T.J. Watt	107
3.	Myles Garrett	94
4.	Cameron Jordan	90
5.	Danielle Hunter	88
	Maxx Crosby	88

- Watt's 107 tackles for loss are tied for the ninth-most by an active NFL player.

NFL TFL LEADERS – ACTIVE PLAYERS

RANK	PLAYER	TFL
1.	Aaron Donald	176
2.	Calais Campbell	175
3.	Von Miller	164
4.	Lavonte David	160
5.	Cameron Jordan	153
6.	Khalil Mack	136
7.	Brandon Graham	120
8.	Cameron Heyward	118
9.	T.J. Watt	107
	Danielle Hunter	107

WATT WRESTLES AWAY THE FOOTBALL

- LB **T.J. Watt's** 27 forced fumbles are tied for the third-most over a player's first seven seasons in NFL history.

MOST FORCED FUMBLES IN FIRST SEVEN SEASONS IN NFL HISTORY

RANK	PLAYER	FF
1.	Dwight Freeney	35
2.	Robert Mathis	33
3.	T.J. Watt	27
	DeMarcus Ware	27
5.	Julius Peppers	25

- Watt's 27 forced fumbles are the most in the NFL since entering the League in 2017.

NFL FORCED FUMBLE LEADERS – SINCE 2017

RANK	PLAYER	FF
1.	T.J. Watt	27
2.	Khalil Mack	22
3.	Aaron Donald	20
	Chandler Jones	20
5.	Demarcus Lawrence	18

- Watt's 27 forced fumbles are tied for the third-most by an active NFL player.

NFL FORCED FUMBLE LEADERS – ACTIVE PLAYERS

RANK	PLAYER	FF
1.	Khalil Mack	30
2.	Lavonte David	28
3.	T.J. Watt	27
	Von Miller	27
5.	Aaron Donald	24

- Watt's 27 career forced fumbles are the second-most by a Steelers player since 1994.

STEELERS FORCED FUMBLE LEADERS – SINCE 1994

RANK	PLAYER	GP	FF
1.	James Harrison	177	32
2.	T.J. Watt	104	27
3.	Joey Porter	122	18
	Jason Gildon	158	18
5.	Levon Kirkland	144	14

- Watt's 10 fumble recoveries are tied for the second-most in the NFL since the start of the 2017 season.

NFL FUMBLE RECOVERIES LEADERS – SINCE 2017

RANK	PLAYER	FR
1.	Lavonte David	12
2.	T.J. Watt	10
	Vonn Bell	10
	Justin Houston	10
5.	Six different players tied with	9

- Watt's 36 combined interceptions, forced fumbles and fumble recoveries are the most in the NFL since the start of the 2019 season.

NFL COMBINED (INT, FF, FR) LEADERS – SINCE 2019

RANK	PLAYER	INT.	FF	FR	TOT.
1.	T.J. Watt	6	20	10	36
2.	Justin Simmons	23	5	3	31
3.	Shaquille Leonard	10	13	5	28
4.	Minkah Fitzpatrick	17	4	5	26
	J.C. Jackson	23	1	2	26
	Vonn Bell	7	10	9	26

LET MY CAMERON GO

- DT **Cameron Heyward** returned to the lineup in Week 9 vs. Tennessee. He was placed on the Reserve/Injured List following Week 1 vs. San Francisco.
- The Steelers' run defense has rebounded following Heyward's return.

RUSH DEFENSE WEEKS 1-8 VS. WEEK 9-18

WEEKS 1-8 (NFL RANK)	WEEKS 9-18 (NFL RANK)
Rushing Stats	
137.1 (27th)	Rush Yards/Game 99.6 (11th)
4.5 (27th)	Yards/Rush 4.1 (t-11th)
62.9 (t-14th)	Def. Rush Success Pct. 69.4% (1st)
0.57 (t-6th)	Rush TDs/Game 0.50 (3rd)
7.0 (17th)	1st Downs by Rush/Game 4.60 (1st)
23.1 (16th)	First Down Rush Pct. 19.0% (1st)
3.3 (t-20th)	10+ Yard Rushes/Game 2.4 (t-5th)
10.8 (18th)	10+ Yard Rush Pct. 9.1 (6th)
1.49 (22nd)	Yards Before Contact/Rush 1.22 (t-12th)

- Heyward has played in 194 regular-season games for the Steelers, which ranks seventh in franchise history and third among defensive players (Donnie Shell, 201; Mel Blount 200).

MOST GAMES PLAYED – FRANCHISE HISTORY

RANK	PLAYER	GAMES
1.	Ben Roethlisberger (2004-21)	249
2.	Mike Webster (1974-88)	220
3.	Hines Ward (1998-2011)	217
4.	Donnie Shell (1974-87)	201
5.	Mel Blount (1970-83)	200
6.	Gary Anderson (1982-94)	197
7.	Cameron Heyward (2011-)	194
8.	Dermontti Dawson (1988-2000)	184
9.	Deshea Townsend (1998-2009)	183
10.	Ray Mansfield (1964-76)	182

- Heyward has played in 194 regular-season games, which ranks 24th in NFL history among defensive tackles.

MOST GAMES PLAYED BY DT – NFL HISTORY

RANK	PLAYER	GAMES
1.	Ted Washington (1991-2007)	236
2.	Keith Traylor (1991-2007)	229
3.	Justin Smith (2001-14)	217
4.	John Randle (1990-2003)	219
	Jeff Zgonina (1993-2009)	219
6.	Alan Page (1967-81)	218
7.	Dave Butz (1973-88)	216
8.	Domata Peko Sr. (2006-20)	214
9.	Steve McMichael (1980-94)	213
	Henry Thomas (1987-2000)	213
24.	Cameron Heyward (2011-)	194

- Heyward is the only defensive lineman in franchise history with 9.0 or more sacks in at least five seasons.
- Heyward is the only defensive lineman in franchise history with 10.0 or more sacks in at least three seasons.

MOST SINGLE-SEASON SACKS BY DL – FRANCHISE – SINCE 1982

RANK	PLAYER, YEAR	SACKS
1.	Keith Willis, 1983	14.0
2.	Cameron Heyward, 2017	12.0
	Keith Willis, 1986	12.0
4.	Stephon Tuitt, 2020	11.0
5.	Cameron Heyward, 2022	10.5
6.	Cameron Heyward, 2021	10.0
7.	Cameron Heyward, 2019	9.0
8.	Ray Seals, 1995	8.5
9.	Cameron Heyward, 2018	8.0
	Aaron Smith, 2004	8.0
	Kimo von Oelhoffen, 2003	8.0
	Aaron Smith, 2001	8.0

- Heyward was the lone defensive tackle in the NFL with 10.0 or more sacks in both 2021 and 2022.
- Heyward's streak of two straight seasons with 10.0 or more sacks was tied for the fifth-longest by a defensive tackle since 1982.
- Heyward was the 10th defensive tackle since 1982 to have 10.0 or more sacks in consecutive seasons.

MOST CONSECUTIVE 10.0+ SACK SEASONS BY DT – SINCE 1982

RANK	PLAYER	SEASONS
1.	John Randle	8 (1992-99)
2.	Aaron Donald	5 (2017-21)
3.	Bill Pickel	3 (1984-86)
	Randy White	3 (1983-85)
5.	Cameron Heyward	2 (2021-22)
	Keith Millard	2 (1985-86)
	Kevin Williams	2 (2003-04)
	Rod Coleman	2 (2004-05)
	Trevor Pryce	2 (1999-2000)
	Warren Sapp	2 (1999-2000)

- Heyward's three seasons of 10.0 or more sacks are tied for the fourth-most by a defensive tackle since 1982.

MOST 10.0+ SACK SEASONS BY DT – NFL – SINCE 1982

RANK	PLAYER, YEARS	SEASONS
1.	John Randle	9
2.	Aaron Donald	6
3.	Warren Sapp	4
4.	Cameron Heyward	3
	Seven other players tied with	3

- Heyward's seven seasons of 7.0 or more sacks are tied for the fourth-most by a defensive tackle since 1982.

MOST 7.0+ SACK SEASONS BY DT – NFL – SINCE 1982

RANK	PLAYER, YEARS	SEASONS
1.	John Randle	12
2.	Steve McMichael	9
3.	Aaron Donald	8
4.	Cameron Heyward	7
	Calais Campbell	7
	Warren Sapp	7
	Henry Thomas	7
	Trevor Pryce	7
9.	Geno Atkins	6
	Ray Childress	6
	Justin Smith	6

- Heyward's 80.5 career sacks are the ninth-most by a defensive tackle in NFL history.

MOST CAREER SACKS BY DT – NFL – SINCE 1982

RANK	PLAYER, YEARS	SACKS
1.	John Randle, 1990-2003	137.5
2.	Aaron Donald, 2014-23	111.0
3.	Warren Sapp, 1995-2007	96.5
4.	Steve McMichael, 1980-94	95.0*
5.	Henry Thomas, 1987-2000	93.5
6.	Trevor Pryce, 1997-2010	92.0
7.	Justin Smith, 2001-14	87.0
8.	La'Roi Glover, 1996-2008	83.5
9.	Cameron Heyward, 2011-23	80.5
10.	Ray Childress, 1985-1996	76.5*

*indicates stat was not tracked during some included years

- Heyward's 80.5 career sacks are the most by a Steelers' defensive lineman since 1982, second-most by an active NFL defensive tackle, tied for second-most in franchise history and tied for second-most by a Steeler since 1982.

MOST SACKS BY DL – FRANCHISE – SINCE 1982

RANK	PLAYER, YEARS	SACKS
1.	Cameron Heyward, 2011-23	80.5
2.	Keith Willis, 1982-91	59.0
3.	Aaron Smith, 1999-2011	44.0
4.	Stephon Tuitt, 2014-20	34.5
5.	Brett Keisel, 2002-14	30.0

MOST SACKS – FRANCHISE – SINCE 1982

RANK	PLAYER, YEARS	SACKS
1.	T.J. Watt, 2017-23	96.5
2.	Cameron Heyward, 2011-23	80.5
	James Harrison, 2002, 2004-12, 2014-17	80.5
4.	Jason Gildon, 1994-2003	77.0
5.	L.C. Greenwood, 1969-81	73.5
6.	Joe Greene, 1969-81	66.0
7.	Joey Porter, 1999-2006	60.0
8.	Keith Willis, 1982-91	59.0
9.	LaMarr Woodley, 2007-13	57.0
10.	Greg Lloyd, 1998-97	53.5

MOST SACKS BY DT – ACTIVE

RANK	PLAYER	SACKS
1.	Aaron Donald	111.0
2.	Cameron Heyward	80.5
3.	Chris Jones	75.5
4.	Fletcher Cox	70.0
5.	DeForest Buckner	61.0

- Heyward’s 118 tackles for loss are the second-most by an active NFL defensive tackle.

MOST TFL BY DT – ACTIVE

RANK	PLAYER	TFL
1.	Aaron Donald	176
2.	Cameron Heyward	118
3.	Fletcher Cox	88
4.	DeForest Buckner	80
5.	Chris Jones	78

- Heyward’s 647 tackles are the second-most by an active NFL defensive tackle.

MOST TACKLES BY DT – ACTIVE

RANK	PLAYER	TACKLES
1.	Linval Joseph	676
2.	Cameron Heyward	647
3.	Aaron Donald	543
	DeForest Buckner	543
5.	Fletcher Cox	519

- Heyward’s 47 passes defended are the most among active NFL defensive tackles.

MOST PASSES DEFENDED BY DT – ACTIVE

RANK	PLAYER	PD
1.	Cameron Heyward	47
2.	Chris Jones	37
3.	Shelby Harris	34
4.	DeForest Buckner	27
5.	Jordan Phillips	24

- The Steelers are now 13-0-1 when he has a multi-sack game and 10-0-1 when he has at least 2.0 sacks.
- Heyward’s 333 tackles are the third-most among defensive tackles in the NFL since the start of the 2019 season.

MOST TACKLES BY DT – NFL – SINCE 2019

RANK	PLAYER	TACKLES
1.	Christian Wilkins	353
2.	DeForest Buckner	342
3.	Cameron Heyward	333
4.	Jonathan Allen	311
5.	Daron Payne	288

- Heyward’s 23 passes defended are the second-most among defensive tackles in the NFL since the start of the 2019 season.

MOST PASSES DEFENDED BY DT – NFL – SINCE 2019

RANK	PLAYER	PD
1.	Shelby Harris	27
2.	Cameron Heyward	23
3.	Chris Jones	21
	Derrick Brown	21
5.	Jeffrey Simmons	20

- Heyward’s 35.5 sacks are the fourth-most among defensive tackles in the NFL since the start of the 2019 season.

MOST SACKS BY DT – NFL – SINCE 2019

RANK	PLAYER	SACKS
1.	Aaron Donald	51.5
	Chris Jones	51.5
3.	DeForest Buckner	40.0
4.	Cameron Heyward	35.5
5.	Javon Hargrave	34.0

- Heyward’s 53 tackles for loss are the second-most among defensive tackles in the NFL since the start of the 2019 season.

MOST TFL BY DT – NFL – SINCE 2019

RANK	PLAYER	TFL
1.	Aaron Donald	79
2.	Cameron Heyward	53
3.	DeForest Buckner	51
4.	Chris Jones	49
5.	Daron Payne	47

FITZPATRICK DOES IT AGAIN

- S **Minkah Fitzpatrick**, three-time Associated Press First Team All-Pro (2019, 2020, 2022), led the Steelers with 54 tackles (37 solo) when he suffered an injury in Week 8 vs. Jacksonville. He missed the next four games before returning in Week 13 vs. Arizona, but was lost again in Week 15 at Indianapolis.
- Fitzpatrick finished 2023 with 64 tackles (43 solo), three passes defended and one tackle for loss.
- Fitzpatrick’s 22 total takeaways (17 interceptions and five fumble recoveries) are tied for the fourth-most in the NFL since the start of the 2019 season.

MOST TAKEAWAYS (INT AND FR) – NFL – SINCE 2019

RANK	PLAYER	INT.	FR	TOT.
1.	Justin Simmons	23	3	26
2.	J.C. Jackson	23	2	25
3.	Tyrann Mathieu	20	4	24
4.	Minkah Fitzpatrick	17	5	22
	Xavien Howard	18	4	22

- Fitzpatrick's 17 interceptions are tied for the seventh-most in the NFL since the start of the 2019 season.

MOST INTERCEPTIONS – NFL – SINCE 2019

RANK	PLAYER	INTS
1.	J.C. Jackson	23
	Justin Simmons	23
3.	Tyrann Mathieu	20
4.	Trevon Diggs	18
	Xavien Howard	18
	Quandre Diggs	18
7.	Minkah Fitzpatrick	17
	Jessie Bates	17
9.	Kevin Byard	16
10.	Six different players tied with	14

- Fitzpatrick's 26 combined interceptions (17), forced fumbles (four) and fumble recoveries (five) are tied for the fourth-most in the NFL since the start of the 2019 season.

MOST COMBINED (INT, FF, FR) – NFL – SINCE 2019

RANK	PLAYER	INT.	FF	FR	TOT.
1.	T.J. Watt	6	20	10	36
2.	Justin Simmons	23	5	3	31
3.	Shaquille Leonard	10	13	5	28
4.	Minkah Fitzpatrick	17	4	5	26
	J.C. Jackson	23	1	2	26
	Vonn Bell	7	10	9	26

- Fitzpatrick's five defensive TDs are tied for the second-most in the NFL among active players.

MOST DEFENSIVE TDs – NFL – ACTIVE

RANK	PLAYER	TDs
1.	Eddie Jackson	6
2.	Minkah Fitzpatrick	5
	Darius Slay	5
	Deion Jones	5
	Daron Bland	5

- Fitzpatrick's five defensive TDs are tied for most in the NFL since he entered the League in 2018.

MOST DEFENSIVE TDs – NFL – SINCE 2018

RANK	PLAYER	TDs
1.	Minkah Fitzpatrick	5
	Darius Slay	5
	Marcus Peters	5
	Daron Bland	5
5.	Eddie Jackson	4
	Denzel Ward	4
	Troy Hill	4
	Mike Edwards	4

- Fitzpatrick became the fourth player in NFL history with an interception return for TD in four of his first five seasons, joining Nate Clements, Pro Football Hall of Famer Ken Houston and Deion Jones.
- Fitzpatrick has two career multi-interception games (2018-22).

FITZPATRICK BLOCK PARTY

- Minkah Fitzpatrick returned an interception for a TD and blocked an extra-point at Cincinnati in Week 1 of 2022 at Cincinnati. He is one of five players to have a pick-6 and a blocked kick in the same game since 2000 and the only to have a blocked extra-point and a pick-6 in the same game over the span.

PLAYERS WITH INT TD AND BLOCKED KICK IN SAME GAME SINCE 2000

PLAYER, TEAM	OPPONENT
Minkah Fitzpatrick, Pittsburgh Steelers	at Cincinnati (09/11/2022) – PAT
Jonathan Jones, New England Patriots	vs. Indianapolis (11/06/2022) – Punt
Patrick Chung, New England Patriots	at Miami (10/04/2010) – Punt & FG
Julius Peppers, Carolina Panthers	at Tampa Bay (11/28/2004) – FG
Chad Williams, Baltimore Ravens	at Cincinnati (12/01/2002) – Punt

ALEX(ANDER) THE GREAT

- LB Alex Highsmith finished 2023 with 57 tackles (34 solo), 7.0 sacks, eight tackles for loss, 18 quarterback hits, two interceptions, one returned for a TD, three passes defended and two forced fumbles.
- Highsmith was the only player in the League this season with at least 7.0 sacks and two interceptions.
- Since Highsmith entered the NFL in 2020, he is one of just three players with at least 7.0 sacks and two interceptions in a season.

PLAYERS WITH 7.0+ SACKS, 2 INTS IN A SEASON – SINCE 2020

YEAR	PLAYER, TEAM	SACKS	INT
2023	Alex Highsmith, Pittsburgh Steelers	7.0	2
2022	Aidan Hutchinson, Detroit Lions	9.5	3
2020	Jason Pierre-Paul, Tampa Bay Buccaneers	9.5	4

- Highsmith recorded one tackle (one solo), one quarterback hit, one tackle for loss, one interception and 1.0 sack in Week 16 vs. Cincinnati.
- His interception was the second of the season and third of his career.
- Highsmith registered two games this season with at least 1.0 sack, one tackle for loss, one quarterback hit and one interception (Week 2 vs. Cleveland and Week 16 vs. Cincinnati).
- Highsmith recorded four tackles (two solo), 2.0 sacks, two tackles for loss and a career-high five QB hits in Week 9 vs. Tennessee.
- His five QB hits were tied for the most in a game in the NFL in 2023.

MOST QB HITS IN A GAME – NFL – 2023

RANK	PLAYER VS. OPP. (WEEK)	QBH
1.	Alex Highsmith vs. Tennessee (Week 9)	5
	T.J. Watt vs. San Francisco (Week 1)	5
	Josh Sweat vs. Minnesota (Week 2)	5
	Myles Garrett vs. Tennessee (Week 3)	5
	Sam Hubbard vs. Seattle (Week 6)	5
	Dexter Lawrence vs. N.Y. Jets (Week 8)	5
	Nick Bosa at Seattle (Week 12)	5
	Harold Landry at Miami (Week 14)	5
	Justin Madubuike vs. L.A. Rams (Week 14)	5
	Aidan Hutchinson at Dallas (Week 17)	5
	Aidan Hutchinson vs. Minnesota (Week 18)	5
	Khalil Mack vs. Kansas City (Week 18)	5

- His five QB hits are tied for the sixth-most in a game by a Steelers player since 2001.

MOST QB HITS IN A GAME – FRANCHISE – SINCE 2001

RANK	PLAYER VS. OPP. (WEEK, YEAR)	QBH
1.	James Harrison vs. Baltimore (Week 9, 2011)	7
2.	Jason Worilds at Cleveland (Week 12, 2013)	6
	T.J. Watt vs. Atlanta (Week 5, 2018)	6
	James Harrison vs. Baltimore (Week 9, 2007)	6
	T.J. Watt vs. Baltimore (Week 13, 2021)	6
6.	Alex Highsmith vs. Tennessee (Week 9, 2023)	5
	T.J. Watt vs. San Francisco (Week 1, 2023)	5
	T.J. Watt at Baltimore (Week 8, 2020)	5
	Cameron Heyward at Cincinnati (Week 12, 2019)	5
	T.J. Watt at Buffalo (Week 1, 2021)	5
	T.J. Watt vs. Cleveland (Week 17, 2021)	5

- Highsmith was one of five players this season to register 2.0 sacks, two tackles for loss and five QB hits in the same game.

NFL PLAYERS WITH 2.0 SACKS, 2 TFL AND 5 QBH IN A GAME – 2023

PLAYER VS. OPP. (WEEK)	SACKS	TFL	QBH
Alex Highsmith vs. Tennessee (Week 9)	2.0	2	5
Myles Garrett vs. Tennessee (Week 3)	3.5	3	5
Harold Landry at Miami (Week 14)	3.0	3	5
Nick Bosa at Seattle (Week 12)	2.0	2	5
Aidan Hutchinson at Dallas (Week 17)	3.0	4	5
Aidan Hutchinson vs. Minnesota (Week 18)	2.0	3	5

- Highsmith registered two tackles (two solo), 1.0 sack, one forced fumble and one strip sack in Week 5 vs. Baltimore.
- He recorded seven tackles (five solo), 1.0 sack, one strip sack, one forced fumble, two quarterback hits, one tackle for loss, one interception and one pass defensed in Week 2 vs. Cleveland.
- His interception return for TD came nine seconds into game against the Browns. It was the fastest TD to open a game for the Steelers since the 1970 AFL-NFL merger.
- The previous mark was 12 seconds into the game, and it came on Jan. 9, 1983 vs. San Diego (AFC Wildcard, Guy Ruff recovered a fumble on the opening kickoff).
- Highsmith picked off Deshaun Watson on the Browns' first offensive play of the game and returned 30 yards for a TD. It marked the first interception return for TD since Week 1 of 2022 (Minkah Fitzpatrick at Cincinnati) and first interception return for TD by a linebacker since Week 8 of 2020 (Robert Spillane at Baltimore).
- It also marked the first interception return for TD at home since Week 12 of 2020 (Joe Haden vs. Baltimore) and first interception return for TD at home by a linebacker since Week 14 of 2010 (LaMarr Woodley vs. Cincinnati).
- Highsmith's 21.5 sacks are the 12th-most in the NFL since the start of the 2022 season.

MOST SACKS – SINCE 2022

RANK	PLAYER	SACKS
1.	Myles Garrett	30.0
2.	Nick Bosa	29.0
3.	Micah Parsons	27.5
4.	Haason Reddick	27.0
	Maxx Crosby	27.0
	Danielle Hunter	27.0
7.	Chris Jones	26.0
8.	Trey Hendrickson	25.5
9.	Khalil Mack	25.0
10.	T.J. Watt	24.5
	Josh Allen	24.5
12.	Alex Highsmith	21.5

- Highsmith's 14.5 sacks in 2022 were tied for the sixth-most in single-season franchise history.

MOST SINGLE-SEASON SACKS – FRANCHISE – SINCE 1982

RANK	PLAYER, YEAR	SACKS
1.	T.J. Watt, 2021	22.5
2.	T.J. Watt, 2023	19.0
3.	James Harrison, 2008	16.0
4.	T.J. Watt, 2020	15.0
	Mike Merriweather, 1984	15.0
6.	T.J. Watt, 2019	14.5
	Alex Highsmith, 2022	14.5
8.	Kevin Greene, 1994	14.0
	Keith Willis, 1983	14.0
10.	LaMarr Woodley, 2009	13.5
	Jason Gildon, 2000	13.5

- Highsmith's seven forced fumbles are tied for the second-most in the NFL since the start of the 2022 season.

MOST FORCED FUMBLES – NFL – SINCE 2022

RANK	PLAYER	FF
1.	Bradley Chubb	9
2.	Alex Highsmith	7
	Khalil Mack	7
	Antoine Winfield	7
5.	Six different players tied with	6

- Highsmith six strip sacks are tied for the second-most in the NFL since the start of the 2022 season.

MOST STRIP SACKS – NFL – SINCE 2022

RANK	PLAYER	STRIP SACKS
1.	Bradley Chubb	8
2.	Alex Highsmith	6
	Haason Reddick	6
	Myles Garrett	6
	Trey Hendrickson	6

- Highsmith has recorded 24.5 sacks in his last 37 games, dating back to Week 16 of the 2021 season, which is the 12th-most in the NFL over the span.

MOST SACKS – NFL – SINCE WEEK 16 OF 2021

RANK	PLAYER	SACKS
1.	Myles Garrett	31.0
2.	Maxx Crosby	30.0
3.	T.J. Watt	29.5
	Nick Bosa	29.5
5.	Micah Parsons	28.5
6.	Chris Jones	28.0
7.	Haason Reddick	27.0
	Danielle Hunter	27.0
9.	Trey Hendrickson	26.5
	Josh Allen	26.5
11.	Khalil Mack	25.0
12.	Alex Highsmith	24.5

- Highsmith has recorded seven strip sacks in his last 37 games, dating back to Week 16 of the 2021 season, which is the second-most in the NFL over the span.

MOST STRIP SACKS – NFL – SINCE WEEK 16 OF 2021

RANK	PLAYER	STRIP SACKS
1.	Bradley Chubb	8
2.	Alex Highsmith	7
3.	Hasson Reddick	6
	Myles Garrett	6
	Trey Hendrickson	6

- Highsmith has registered eight forced fumbles in his last 37 games, dating back to Week 16 of the 2021 season, which is the second-most in the NFL over the span.

MOST FORCED FUMBLES – NFL – SINCE WEEK 16 OF 2021

RANK	PLAYER	FF
1.	Bradley Chubb	9
2.	Alex Highsmith	8
3.	Khalil Mack	7
	Antoine Winfield	7
5.	Nine players tied with	6

ALL THINGS COVERED

- Three-time NFL All-Pro CB **Patrick Peterson** made his fourth career start at safety (Week 11 of 2022 vs. Dallas; Week 16 of 2023 vs. Cincinnati; Week 17 at Seattle) in Week 18 at Baltimore.
- Peterson has played in 201 regular-season games, which ranks 16th in NFL history among cornerbacks.
- Peterson has registered seven interceptions since the start of the 2022 season, which is tied for the sixth-most in the NFL.

MOST INTERCEPTIONS – NFL – SINCE 2022

RANK	PLAYER	INT
1.	Daron Bland	14
2.	Jessie Bates	10
3.	Justin Simmons	9
	Rusul Douglas	9
5.	Tariq Woolen	8
	Kerby Joseph	8
7.	Patrick Peterson	7
	Six other players tied with	7

- His 26 passes defended are tied for the ninth-most in the NFL since the start of the 2022 season.

MOST PASSES DEFENSED – NFL – SINCE 2022

RANK	PLAYER	PD
1.	Darius Williams	35
2.	Charvarius Ward	34
3.	Sauce Gardner	32
4.	James Bradberry	30
5.	Darius Slay	29
	Martin Emerson	29
7.	Tariq Woolen	27
	Rusul Douglas	27
9.	Patrick Peterson	26
	Denzel Ward	26

- Since entering the league in 2011, Peterson has recorded 36 interceptions, which is the second-most in the NFL over the span.

MOST INTERCEPTIONS – NFL – SINCE 2011

RANK	PLAYER	INT
1.	Richard Sherman	37
2.	Patrick Peterson	36
3.	Harrison Smith	34
4.	Tashaun Gipson	33
	Marcus Peters	33

- Since entering the league in 2011, Peterson has recorded 122 passes defended, which is the sixth-most in the NFL over the span.

MOST PASSES DEFENSED – NFL – SINCE 2011

RANK	PLAYER	PD
1.	Darius Slay	148
2.	Stephon Gilmore	139
3.	Joe Haden	137
4.	Janoris Jenkins	125
5.	Johnathan Joseph	124
6.	Patrick Peterson	122

- His 36 interceptions are the most among active players in the NFL.

MOST INTERCEPTIONS – ACTIVE

RANK	PLAYER	INT
1.	Patrick Peterson	36
2.	Harrison Smith	34
3.	Tashaun Gipson	33
4.	Tyrann Mathieu	32
5.	Stephon Gilmore	31

- His 122 passes defended are the third-most among active players in the NFL.

MOST PASSES DEFENSED – ACTIVE

RANK	PLAYER	PD
1.	Darius Slay	148
2.	Stephon Gilmore	139
3.	Patrick Peterson	122
4.	Kareem Jackson	111
5.	James Bradberry	110

- Peterson, who was chosen with the fifth overall pick in the 2011 NFL Draft and eight-time Pro Bowl selection, has at least one interception in each of his 13 NFL seasons, which is the league's longest active streak.

LONGEST STREAK OF SEASONS WITH INTERCEPTION – ACTIVE

RANK	PLAYER	SEASONS
1.	Patrick Peterson	13
2.	Tashaun Gipson	11
	Stephon Gilmore	11
4.	Tyrann Mathieu	10
	Duron Harmon	10

- Peterson has at least two interceptions in 11 of his 13 NFL seasons, which is the most among active players in the League.

MOST SEASONS WITH MULTIPLE INTERCEPTIONS – ACTIVE

RANK	PLAYER	SEASONS
1.	Patrick Peterson	11
2.	Stephon Gilmore	10
3.	Tyrann Mathieu	9
	Harrison Smith	9
	Darius Slay	9

- His 11 seasons with at least two interceptions is tied for the 18th-most in NFL history.

MOST SEASONS WITH MULTIPLE INTERCEPTIONS – NFL HISTORY

RANK	PLAYER	SEASONS
1.	Darrell Green	15
	Rod Woodson	15
3.	Ronde Barber	14
	Deion Sanders	14
5.	Champ Bailey	13
	Troy Vincent	13
	Dave Brown	13
	Ken Riley	13
--	Patrick Peterson	11

PORTER JUNIOR EXCELS AS A ROOKIE

- CB **Joey Porter Jr.**, a second-round (32nd overall) draft selection in 2023, played in all 17 regular-season games (11 starts) in 2023.
- He registered 42 tackles (32 solo), one interception, 10 passes defended, 47.6% completion percentage on targets and 70.1 allowed passer rating.
- Porter's 47.6% completion percentage on targets and 70.1 allowed passer rating are the League's best among qualifying rookies (min. 60 targets).
- His 47.6% completion percentage on targets was the second-best among all players in the NFL in 2023.

LOWEST COMPLETION PCT. ALLOWED – 2023 (MIN. 60 TARGETS)

RANK	PLAYER	COM. PCT. ALLOWED
1.	Martin Emerson	46.8
2.	Joey Porter Jr.	47.6
3.	Ahkello Witherspoon	48.1
4.	Denzel Ward	48.5
5.	L'Jarious Snead	51.0

LET THE HORSES RUN

- Pittsburgh has won 16 of its last 19 (16-1-2, .895) and 26 of its last 30 regular-season games (26-2-2, .900).
- Pittsburgh improved its overall record to 260-53-3 (.828) in franchise history when it features a 100-yard rusher.
- Pittsburgh improved its regular-season record to 247-49-3 (.831) in franchise history when it features a 100-yard rusher.
- The Steelers improved their overall record to 231-38-3 (.855) since the AFL-NFL merger in 1970 when they feature a 100-yard rusher.
- The Steelers improved their regular-season record to 218-34-3 (.861) since the AFL-NFL merger in 1970 when they feature a 100-yard rusher.

FROM THE OPENING KICK

- Pittsburgh took the opening kickoff and marched 75 yards on nine plays (4:59), capped off by a four-yard TD run from Najee Harris in Week 10 vs. Green Bay. The TD was the Steelers second of the season on their opening drive (second consecutive week).
- The Steelers registered TDs on their opening drives in back-to-back games for the first time since Week 9 and 10 of 2021 (vs. Chicago and vs. Detroit).
- Pittsburgh registered TDs on its first two offensive drives of the game in Week 10 vs. Green Bay. The Steelers have not posted TDs on their first two drives of a game since Week 15 of 2022 (at Carolina).

- The Steelers scored on its opening three drives of a game in Week 10 vs. Green Bay for the first time since Week 13 of 2022 (at Atlanta).

CONVERTING WHEN IT MATTERS

- The Steelers have converted on 20 of 34 fourth-down attempts since the start of the 2022 season, which ranks fourth in the NFL in fourth down-conversion percentage (58.8%).
- Pittsburgh has improved significantly since 2021 (ranked 24th, 47.6%).

BEST FOURTH-DOWN CONVERSION PCT. – SINCE 2022

RANK	TEAM	4TH%
1.	Philadelphia Eagles	70.7
2.	L.A. Rams	70.0
3.	Tampa Bay Buccaneers	60.0
4.	Kansas City Chiefs	59.4
5.	Pittsburgh Steelers	58.8

PROTECTING THE QB

- Pittsburgh did not allow a sack in Week 13 vs. Arizona.
- Pittsburgh did not allow a sack in the Week 9 victory over Tennessee. It marked the first time that the Steelers held their opponent without a sack since Week 16 of 2022 vs. Las Vegas Raiders.
- It also marked the first time that the Titans did not record a sack since Week 14 of 2022 vs. Jacksonville Jaguars.
- Since the start of the 2019 season, Pittsburgh ranks eight in most games without allowing multiple sacks (36).

MOST GAMES WITHOUT ALLOWING MULTIPLE SACKS – SINCE 2019

RANK	TEAM	GAMES
1.	Kansas City Chiefs	46
2.	Buffalo Bills	43
	Green Bay Packers	43
4.	Tampa Bay Buccaneers	39
5.	L.A. Rams	38
	New Orleans Saints	38
	Dallas Cowboys	38
8.	Pittsburgh Steelers	36
9.	Indianapolis Colts	35
10.	Three teams tied with	32

- Since the start of the 2019 season, Pittsburgh ranks tied for fifth in sacks allowed per pass attempt (5.2%).

NFL FEWEST SACKS ALLOWED PER PASS ATTEMPT – SINCE 2019

RANK	TEAM	SACKS ALLOWED PCT.
1.	Kansas City Chiefs	4.0
2.	Tampa Bay Buccaneers	4.5
3.	Buffalo Bills	4.9
4.	Green Bay Packers	5.1
5.	Pittsburgh Steelers	5.2
	Dallas Cowboys	5.2

- Pittsburgh has allowed 158 sacks since the start of the 2019 season, which is the fifth-fewest in the NFL over the span.

NFL FEWEST SACKS ALLOWED – SINCE 2019

RANK	TEAM	SACKS ALLOWED
1.	Kansas City Chiefs	131
2.	Buffalo Bills	151
3.	Green Bay Packers	152
4.	Tampa Bay Buccaneers	154
5.	Pittsburgh Steelers	158

RUDOLPH LEADS THE WAY

- QB **Mason Rudolph** has played in 21 games (13 starts) over his six-year NFL career. His career regular-season record as a starter: 8-4-1 (.654): 5-3 (.625) in 2019, 0-1 (.000) in 2020, 0-0-1 (.500) in 2021 and 3-0 (1.000) in 2023.
- Rudolph led the Steelers to three consecutive wins to close the 2023 regular season, including a pair of road wins at Seattle and Baltimore.
- Pittsburgh has now closed the regular season with a win streak of at least three games on 13 occasions since the 1970 AFL-NFL merger.
- In his three starts vs. Cincinnati, at Seattle and at Baltimore: 55-of-74 (74.3%), 719 yards passing, three TDs, no interceptions, 118.0 passer rating and 9.7 pass yards/attempt.
- All three of Rudolph's TD passes went for at least 60 yards.
- His three 60+ yard TD passes are the second-most in the NFL for the entire season (Tua Tagovailoa had four in 17 games).
- Rudolph completed 18-of-20 passes (90 percent) for 152 yards, one TD and a 115.0 rating at Baltimore in Week 18.
- He threw a 71-yard TD pass to WR **Diontae Johnson** that gave the Steelers a 14-7 lead with 14:49 left in the fourth quarter.
- His 90.0 completion percentage is the best in single-game franchise history (min. 20 pass attempts).
- Rudolph has two of the top four best completion percentage games in franchise history (24-28, 85.7, 09/30/2019 vs. Cincinnati).

BEST COMP. PCT. – GAME – FRANCHISE – SINCE 1970 (MIN. 20)

RANK	PLAYER	PCT.
1.	Mason Rudolph (18-20, 01/06/2023 at Baltimore)	90.0%
2.	Ben Roethlisberger (22-25, 11/08/2018 vs. Carolina)	88.0%
3.	Ben Roethlisberger (25-29, 12/09/2018 vs. Oakland)	86.2%
4.	Mason Rudolph (24-28, 09/30/2019 vs. Cincinnati)	85.7%
	Ben Roethlisberger (18-21, 11/26/2007 vs. Miami)	85.7%

- Rudolph was one of three quarterbacks to go undefeated in December and January with at least three starts.
- His passer rating (118.0) was the best in the NFL in December and January.
- His completion percentage (74.3%) was the second-best in the NFL in December and January.
- His pass yards/attempt (9.7 avg.) was the second-best in the NFL in the NFL in December and January.
- Here's the offensive improvement under Rudolph's watch:

OFFENSE WEEKS 1-15 VS. WEEK 16-18

WEEKS 1-15		WEEKS 16-18
Rushing Stats		
16.43 (29th)	First Downs/Game	19.00 (t-16th)
1.43 (29th)	Offensive TDs/Game	3.00 (t-7th)
4.71 (t-24th)	3rd Down Conversions/Game	6.33 (3rd)
34.7 (26th)	3rd Down Conversion Pct.	45.2 (8th)
2.14 (30th)	Redzone Drives/Game	4.00 (t-4th)
1.00 (31st)	Redzone TDs/Game	2.00 (t-9th)
46.7 (28th)	Redzone Efficiency	50.0 (t-19th)
15.93 (28th)	Points/Game	27.00 (5th)
3.07 (t-25th)	20+ Yard Plays/Game	4.00 (t-10th)
0.21 (t-13th)	50+ Yard Plays/Game	1.00 (t-1st)
2.29 (27th)	20+ Yard Pass Plays/Game	3.00 (t-13th)
0.14 (t-18th)	50+ Yard Pass Plays/Game	1.00 (t-1st)
62.1 (26th)	Completion Pct.	74.6 (1st)
177.07 (28th)	Pass Yards/Game	228.00 (16th)
0.71 (31st)	Pass TDs/Game	1.00 (t-21st)
6.2 (t-26th)	Pass Yards/Attempt	10.1 (1st)
10.0 (27th)	Pass Yards/Completion	13.5 (3rd)
78.8 (26th)	Passer Rating	120.4 (3rd)

- He completed 18-of-24 passes (75 percent) for 274 yards and a 112.2 rating in Week 17 at Seattle.
- Rudolph averaged 11.4 pass yards/attempt at Seattle in Week 17. The 11.4 pass yards/attempt was the best by a Pittsburgh quarterback (min. 20 att.) since Ben Roethlisberger in Week 10 of 2018 (13.1 pass yards/attempt vs. Carolina).
- Rudolph recorded 10.0 pass yards/attempt or higher in consecutive games (min. 20 att.). He's the first Steelers quarterback to accomplish the feat since Ben Roethlisberger in 2010, and third in franchise history (Terry Bradshaw in 1982).
- First Steelers signal caller to throw for 270 or more yards in consecutive games since Ben Roethlisberger in Weeks 2 and 3 of 2021.
- First Pittsburgh quarterback to record a passer rating of 112.0 or higher in back-to-back games since Ben Roethlisberger in Weeks 5 and 6 of 2016.
- He completed 17-of-27 passes (63 percent) for 290 yards, two TDs, no interceptions and a 124.0 rating in Week 16 vs. Cincinnati.
- Rudolph threw an 86-yard TD pass to WR **George Pickens** that gave the Steelers a 7-0 lead with 10:45 left in the first quarter.
- He threw a 66-yard TD pass to Pickens that gave the Steelers a 31-8 lead with 9:38 left in the third quarter.
- Rudolph was the first Steelers QB to pass for 250 or more yards and two or more TDs in a game since Ben Roethlisberger in 2021.
- He connected with Pickens on the Steelers' second offensive play of the game for an 86-yard TD pass. The TD pass was the longest of Rudolph's career and the TD reception was the longest of Pickens' career. It also was the longest pass play of the season for the Steelers and longest since Week 12 of 2018 at Denver when Ben Roethlisberger connected with JuJu Smith-Schuster for a 97-yard TD.
- Rudolph threw for 130 yards in the first quarter in Week 16 vs. Cincinnati, which is the most passing yards in a first quarter by the Steelers since Ben Roethlisberger in Week 3 of 2018 at Tampa Bay (153).
- Pittsburgh's 166 yards of total offensive in the first quarter was the most in a first quarter by the Steelers since Week 9 of 2015 vs. Oakland Raiders (177).
- The Steelers held a 24-0 lead at halftime. The 24-point halftime lead was Pittsburgh's largest since Week 4 of 2016 vs. Kansas City (29-0).
- Pittsburgh's 24 first-half points were the most in a first half by the Steelers since Week 10 of 2018 vs. Carolina (31).
- The Steelers exceeded 30 points in a game for the first time since Week 11 of 2021 at L.A. Chargers (37).
- Rudolph has completed 273-of-438 passes (62.3 percent) for 2,933 yards and 18 TDs in his career.
- He set franchise records for a QB in first career home start in Week 4 of 2019 vs. Cincinnati (09/30/19) in completions (24), completion pct. (85.7) and QB rating (124.6).
- Rudolph established a single-game career high in passing yards (315) in Week 17 of 2020 at Cleveland (01/03/21).
- He set a single-game career high in pass attempts (44) in Week 11 of 2019 at Cleveland (11/14/19).
- Rudolph recorded single-game career high in completions (26) in Week 9 of 2019 vs. Indianapolis (11/03/19).
- He has registered six career multi-TD passing games.
- Rudolph was the first quarterback in NFL history to register his first two career wins on Monday Night Football.
- He was the third quarterback since the 1970 NFL-AFL merger to record a passer rating of at least 81.4 and throw a TD in each of his first seven career starts.
- Rudolph was the fifth quarterback since the 1970 NFL-AFL merger to throw a TD in each of his first eight career games (Jay Cutler, Mike Glennon, Oliver Luck, Mark Rypien).
- He made his NFL debut in Week 2 of 2019 (vs. Seattle) and League starting debut in Week 3 of 2019 (at San Francisco).
- Rudolph completed 30-of-50 passes for 242 yards and one TD in Week 10 of 2021 vs. Detroit. He also rushed four times for 36 yards, including a 26-yard scramble.

- Rudolph went 769 days between starts (Nov. 14, 2021; Dec. 23, 2023).

MOST DAYS BETWEEN QB STARTS FOR THE SAME TEAM – NOT PLAYING FOR ANOTHER FRANCHISE – SINCE 1991

RANK	PLAYER	START	START	DAYS
1.	Matt Moore, Miami	01/01/2012	12/17/2016	1,812
2.	Chris Weinke, Carolina	10/20/2002	12/10/2006	1,512
3.	Stan Gelbaugh, Seattle	12/27/1992	12/22/1996	1,456
4.	Colt McCoy, Washington	12/14/2014	11/22/2018	1,439
5.	Alex Van Pelt, Buffalo	12/20/1997	11/18/2001	1,429
6.	Jason Garrett, Dallas	11/24/1994	09/21/1998	1,397
7.	Scott Zolak, New England	10/01/1995	12/20/1998	1,176
8.	Matt McGloin, Oakland	12/22/2013	01/01/2017	1,106
9.	Koy Detmer, Philadelphia	12/19/1999	11/25/2002	1,072
10.	Mike Tomczak, Pittsburgh	01/05/1997	12/02/1999	1,061
11.	Jonathan Quinn, Jacksonville	12/28/1998	11/18/2001	1,056
12.	Scott Zolak, New England	12/13/1992	10/01/1995	1,022
13.	Bobby Hebert, Atlanta	01/02/1994	09/29/1996	1,001
14.	Neil O'Donnell, Tennessee	09/23/2001	12/28/2003	826
15.	Dan McGwire, Seattle	10/11/1992	12/11/1994	791
16.	C.J. Beathard, San Francisco	10/28/2018	12/26/2020	790
17.	Matt Leinart, Arizona	10/07/2007	11/29/2009	784
18.	Marques Tuiasosopo, Oakland	11/02/2003	12/11/2005	770
	Josh Johnson, Tampa Bay	10/25/2009	12/04/2011	770
20.	Mason Rudolph, Pittsburgh	11/14/2021	12/23/2023	769
	Koy Detmer, Philadelphia	11/25/2002	01/02/2005	769

NAJEE HARRIS (ING) OPPOSING DEFENSES

- RB **Najee Harris** is the only player in the NFL to register 1,000 yards rushing in each of the last three seasons.

NFL CONSECUTIVE 1,000-YARD RUSHING SEASONS – ACTIVE

RANK	PLAYER	SEASONS
1.	Najee Harris, Pittsburgh Steelers	3 (2021-23)
2.	Derrick Henry, Tennessee Titans	2 (2002-23)
	Tony Pollard, Dallas Cowboys	2 (2002-23)
	Christian McCaffrey, San Francisco 49ers	2 (2002-23)
	Travis Etienne, Jacksonville Jaguars	2 (2002-23)

- Harris is the first player in franchise history to record 1,000 yards rushing in each of his first three seasons in the NFL.
- His three 1,000-yard rushing seasons are tied for the third-most in franchise history (Le'Veon Bell, Willie Parker).

MOST 1,000-YARD RUSHING SEASONS – FRANCHISE HISTORY

RANK	PLAYER	SEASONS
1.	Franco Harris	8
2.	Jerome Bettis	6
3.	Najee Harris	3
	Le'Veon Bell	3
	Willie Parker	3

- Harris is the 17th player in NFL history to record 1,000 yards rushing in each of his first three seasons in the NFL.
- He is the first player in the League to record 1,000 yards rushing in each of his first three seasons in the NFL since Alfred Morris (Washington, 2012-14).

THREE 1,000-YARD RUSHING SEASONS IN FIRST THREE YEARS

PLAYER	SEASONS
Najee Harris, Pittsburgh Steelers	3 (2021-23)
Alfred Morris, Washington Redskins	3 (2012-14)
Chris Johnson, Tennessee Titans	3 (2008-10)
Adrian Peterson, Oklahoma Sooners	3 (2007-09)
Clinton Portis, Washington Redskins	3 (2002-04)
LaDainian Tomlinson, San Diego Chargers	3 (2001-03)
Corey Dillon, Cincinnati Bengals	3 (1997-99)
Eddie George, Tennessee Titans	3 (1996-98)
Curtis Martin, New England Patriots	3 (1995-97)
Terrell Davis, Denver Broncos	3 (1995-97)
Barry Sanders, Detroit Lions	3 (1989-91)
Eric Dickerson, L.A. Rams	3 (1983-85)
Ottis Anderson, St. Louis Cardinals	3 (1979-81)
William Andrews, Atlanta Falcons	3 (1979-81)
Earl Campbell, Houston Oilers	3 (1978-80)
Tony Dorsett, Dallas Cowboys	3 (1977-79)
John Brockington, Green Bay Packers	3 (1971-73)

- Harris was much more efficient on the ground after Week 9.

RUSHING WEEKS 1-8 VS. WEEK 9-18

WEEKS 1-8	Rushing Stats		WEEKS 9-18
12.0	Rushes/Game		17.1
44.7	Rush Yards/Game		72.2
3.7	Yards/Rush		4.2
0.14	Rush TDs/Game		0.70
2.3	1st Downs by Rush/Game		3.50
19.0	First Down Rush Pct.		24.43
1.0	10+ Yard Rushes/Game		1.70
11.1	10+ Yard Rush Pct.		9.9

- Harris led the Steelers with 26 carries for 112 yards (4.3 avg.) and one TD while adding 21 receiving yards on five receptions (4.2 avg.) at Baltimore in Week 18.
- He registered a six-yard TD run with 2:36 remaining in the first quarter that gave the Steelers a 7-0 lead.
- Harris recorded his second 100-yard rushing game of the season and sixth of his career (2021-23).
- He registered his eighth rushing TD of the season and 22nd of his career (2021-23), and eighth scrimmage TD of the season and 28th of his career (2021-23).
- Harris recorded season-highs in carries (27), rushing yards (122), TDs (two) and rushing yards over expected (+41) in Week 17 at Seattle. He gained 118 of his rushing yards after contact, the second-most in a game in his career.
- Harris registered a nine-yard TD run with 1:36 remaining in the second quarter that gave the Steelers a 17-14 lead and added a four-yard TD run with 6:57 remaining in the third quarter that gave the Steelers a 24-17 lead.
- Harris led Pittsburgh with 19 carries for 78 yards (4.1 avg.) and one TD run in Week 16 vs. Cincinnati. He registered a three-yard TD run with 7:06 remaining in the second quarter that gave the Steelers a 21-0 lead.
- He paced the Steelers with 15 carries for 99 yards (6.6 avg.) and a TD run in Week 12 at Cincinnati. He registered a five-yard TD run with 1:34 remaining in the third quarter that gave the Steelers a 10-7 lead.
- Harris led the team with 16 carries for 82 yards (5.1 avg.) while adding 14 receiving yards on three receptions (4.7 avg.) in Week 10 vs. Green Bay. He registered a four-yard TD run with 10:01 remaining in the first quarter that gave the Steelers a 7-0 lead.
- Harris registered 16 carries for 69 yards (4.3 avg.) while adding seven receiving yards on two receptions (3.5 avg.) in Week 9 vs. Tennessee. He recorded a 10-yard TD run with 10:11 remaining in the first quarter that gave the Steelers a 7-0 lead.

- Harris led the Steelers with 14 carries for 53 yards (3.8 avg.) in Week 7 at L.A. Rams. He registered a three-yard TD run with 7:20 remaining in the fourth quarter that gave the Steelers a 24-17 lead.
- Harris led Pittsburgh with 14 carries for 71 yards (5.1 avg.) while adding 32 receiving yards on one reception (32.0 avg.) in Week 4 at Houston.
- Harris rushed for 722 yards after Week 9, which was the second-most in the League over the span.

MOST RUSHING YARDS – AFTER WEEK 9

RANK	PLAYER, TEAM	RUSH YDS
1.	Christian McCaffrey, San Francisco 49ers	807
2.	Najee Harris, Pittsburgh Steelers	722
3.	Devin Singletary, Houston Texans	715
4.	Kyren Williams, L.A. Rams	688
5.	Rachaad White, Tampa Bay Buccaneers	685

- Harris registered eight carries for at least 20 yards this season, which was tied for the fourth-most in the NFL.

MOST 20+ YARD RUNS – 2023

RANK	PLAYER, TEAM	20+ RUNS
1.	James Conner, Arizona Cardinals	11
2.	Jahmyr Gibbs, Detroit Lions	10
3.	Christian McCaffrey, San Francisco 49ers	9
4.	Najee Harris, Pittsburgh Steelers	8
	Devon Achane, Miami Dolphins	8

- Harris is one of two players in the NFL with 3,200 or more rushing yards and 800 or more receiving yards since the start of the 2021 season.

PLAYERS WITH 3,200+ RUSH YARDS, 800+ REC. YARDS – SINCE 2021

PLAYER, TEAM	RUSH YDS	REC YDS
Najee Harris, Pittsburgh Steelers	3,269	866
Josh Jacobs, Las Vegas Raiders	3,330	1,044

- Harris' 3,269 rush yards are the fourth-most in the NFL since the start of the 2021 season.

MOST RUSH YARDS – SINCE 2021

RANK	PLAYER, TEAM	YDS
1.	Derek Henry, Tennessee Titans	3,642
2.	Jonathan Taylor, Indianapolis Colts	3,413
3.	Josh Jacobs, Las Vegas Raiders	3,330
4.	Najee Harris, Pittsburgh Steelers	3,269
5.	Joe Mixon, Cincinnati Bengals	3,053

- Harris' 4,135 scrimmage yards are the sixth-most by a running back in the NFL since the start of the 2021 season.

MOST SCRIMMAGE YARDS BY RUNNING BACK – SINCE 2021

RANK	PLAYER, TEAM	YDS
1.	Christian McCaffrey, San Francisco 49ers	4,688
2.	Derrick Henry, Tennessee Titans	4,408
3.	Josh Jacobs, Las Vegas Raiders	4,374
4.	Austin Ekeler, L.A. Chargers	4,259
5.	Joe Mixon, Cincinnati Bengals	4,184
6.	Najee Harris, Pittsburgh Steelers	4,135
7.	Jonathan Taylor, Indianapolis Colts	4,069
8.	Alvin Kamara, New Orleans Saints	3,884
9.	Tony Pollard, Dallas Cowboys	3,750
10.	Saquon Barkley, N.Y. Giants	3,748

RUMBLE, YOUNG MAN, RUMBLE

- RB **Jaylen Warren** rushed 13 times for 75 yards (5.8 avg.) and one TD while adding 23 receiving yards on four receptions (5.8 avg.) in Week 17 at Seattle. He registered an 18-yard TD run with 1:47 remaining in the first quarter that gave the Steelers a 7-0 lead. Warren recorded his fourth rushing TD of the season and fifth of his career (2022-23).
- He led the team with 129 yards on nine carries (14.3 avg.) while adding 16 receiving yards on three receptions (5.3 avg.) in Week 11 at Cleveland.
- Warren registered a 74-yard TD run with 14:10 remaining in the third quarter that cut the Browns lead to 10-7.
- The 74-yard TD run is the longest by the Steelers since Le'Veon Bell had an 81-yard TD run in Week 3 of 2014 (at Carolina).
- The 74-yard TD run is the second-longest by the Steelers in the series history with Cleveland (Willie Parker had an 80-yard TD run in Week 16 of 2005).
- Warren recorded his second 100-yard rushing game of the season and second of his career (2022-23).
- He is the first Steelers player to rush for 100 or more yards in consecutive games since James Conner in Weeks 2-3 of 2020.
- Warren registered his third rushing TD of the season and fourth of his career (2022-23), and third scrimmage TD of the season and fourth of his career.
- Warren is the first undrafted running back to register back-to-back 100-yard rushing games since C.J. Anderson (L.A. Rams) in Weeks 16 and 17 of 2018.
- He is the second undrafted running back in franchise history to register back-to-back 100-yard rushing games. Willie Parker is the only other undrafted running back in franchise history to accomplish the feat (had streaks of four games, three games, three games, two games, two games and two games).

RUSHING WEEKS 1-8 VS. WEEK 9-18

WEEKS 1-8		WEEKS 9-18
Rushing Stats		
6.4	Rushes/Game	10.4
25.0	Rush Yards/Game	60.9
3.89	Yards/Rush	5.9
0.14	Rush TDs/Game	0.30
1.3	1st Downs by Rush/Game	2.70
20.0	First Down Rush Pct.	26.0
0.71	10+ Yard Rushes/Game	1.90
11.1	10+ Yard Rush Pct.	18.3

- Warren registered 19 runs of 10 yards or more after Week 9, which was tied for the fifth-most in the League over the span.

MOST 10+ RUSHES – AFTER WEEK 9

RANK	PLAYER, TEAM	10+ RUSHES
1.	Christian McCaffrey, San Francisco 49ers	28
2.	James Conner, Arizona Cardinals	21
3.	Devin Singletary, Houston Texans	20
	James Cook, Buffalo Bills	20
5.	Jaylen Warren, Pittsburgh Steelers	19
	Saquon Barkley, N.Y. Giants	19
	Jonathan Taylor, Indianapolis Colts	19

- Warren averaged 5.86 yards/rush after Week 9, which was the second-best in the League over the span (min. 100 carries).

MOST YARDS/RUSH – AFTER WEEK 9 (MIN. 100)

RANK	PLAYER, TEAM	YDS/RUSH
1.	Christian McCaffrey, San Francisco 49ers	5.98
2.	Jaylen Warren, Pittsburgh Steelers	5.86
3.	Kyren Williams, L.A. Rams	5.25
4.	Jahmyr Gibbs, Detroit Lions	5.15
5.	David Montgomery, Detroit Lions	5.04

FREIERMUTH, FLYING HIGH

- TE **Pat Freiermuth** returned to the lineup in Week 11 at Cleveland. He was placed on the Reserve/Injured List following Week 4 at Houston.
- Freiermuth finished the season with 32 receptions for 308 yards (9.6 avg.) and two TDs.
- After just one catch for seven yards in his return against the Browns, Freiermuth recorded the first 100-yard receiving game of his career, finishing with nine receptions for 120 yards (both career highs) in Week 12 at Cincinnati.
- His 120 yards receiving were the 10th-most by a tight end in the NFL in 2023.

MOST RECEIVING YARDS BY TE – GAME – 2023

RANK	PLAYER, OPP.	YDS
1.	Travis Kelce, Kansas City vs. L.A. Chargers, Week 7	179
2.	George Kittle, San Francisco vs. Cincinnati, Week 8	149
3.	Sam LaPorta, Detroit vs. New Orleans, Week 13	140
4.	T.J. Hockenson, Minnesota vs. New Orleans, Week 10	134
	David Njoku, Cleveland vs. N.Y. Jets, Week 17	134
6.	Trey McBride, Arizona vs. Atlanta, Week 10	131
7.	Dalton Schultz, Houston vs. Tampa Bay, Week 9	130
8.	George Kittle, San Francisco vs. Baltimore, Week 16	126
9.	Travis Kelce, Kansas City vs. Denver, Week 6	124
10.	Pat Freiermuth, Pittsburgh at Cincinnati, Week 12	120

- His 120 yards receiving are the third-most by a tight end in franchise history.

MOST RECEIVING YARDS BY TE – GAME – FRANCHISE HISTORY

RANK	PLAYER, OPP.	YDS
1.	Eric Green at Philadelphia, Week 4 of 1991	158
2.	Jesse James vs. Kansas City, Week 2 of 2018	138
3.	Pat Freiermuth at Cincinnati, Week 12 of 2023	120
4.	Eric Green at Seattle, Week 17 of 1993	119
5.	Heath Miller vs. Green Bay, Week 15 of 2009	118

- His nine receptions are tied for the fifth-most by a tight end in franchise history.

MOST RECEPTIONS BY TE – GAME – FRANCHISE HISTORY

RANK	PLAYER, OPP.	REC.
1.	Heath Miller vs. Tampa Bay, Week 4 of 2014	10
	Heath Miller vs. Cincinnati, Week 8 of 2015	10
	Heath Miller at Cincinnati, Week 15 of 2015	10
	Heath Miller vs. Baltimore, Week 14 of 2017	10
5.	Pat Freiermuth at Cincinnati, Week 12 of 2023	9
	Randy Grossman vs. Houston Oilers, Week 8 of 1978	9

- His previous career-best receiving-yard game was 85 yards in Week 4 of 2022 (vs. N.Y. Jets).
- His previous career-best receptions game was eight yards in Week 7 of 2022 (at Miami).
- His 63 receptions in 2022 were tied for the fourth-most in a season by a tight end in franchise history.

MOST RECEPTIONS BY TE – SEASON – FRANCHISE HISTORY

RANK	PLAYER, YEAR	REC.
1.	Heath Miller, 2009	76
2.	Heath Miller, 2012	71
3.	Heath Miller, 2014	66
4.	Pat Freiermuth, 2022	63
	Eric Green, 1993	63
6.	Pat Freiermuth, 2021	60
	Heath Miller, 2015	60
8.	Heath Miller, 2013	58
9.	Eric Ebron, 2020	56
10.	Heath Miller, 2011	51

- His 732 receiving yards in 2022 were the fifth-most in a season by a tight end in franchise history.

MOST RECEIVING YARDS BY TE – SEASON – FRANCHISE HISTORY

RANK	PLAYER, YEAR	YDS
1.	Eric Green, 1993	942
2.	Heath Miller, 2012	816
3.	Heath Miller, 2009	789
4.	Heath Miller, 2014	761
5.	Pat Freiermuth, 2022	732
6.	Heath Miller, 2011	631
7.	Eric Green, 1994	618
8.	Vance McDonald, 2018	610
9.	Heath Miller, 2013	593
10.	Eric Green, 1991	582

- His 11 TD receptions are tied for the 11th-most among tight ends since the start of the 2021 season.

MOST TD RECEPTIONS BY TE – NFL – SINCE 2021

RANK	PLAYER	TDs
1.	Travis Kelce, Kansas City Chiefs	26
2.	George Kittle, San Francisco 49ers	23
3.	Mark Andrews, Baltimore Ravens	20
4.	Dalton Schultz, Houston Texans	18
5.	Hunter Henry, New England Patriots	17
	Dawson Knox, Buffalo Bills	17
7.	T.J. Hockenson, Minnesota Vikings	15
	Juwan Johnson, New Orleans Saints	15
9.	David Njoku, Cleveland Browns	14
10.	Cole Kmet, Chicago Bears	13
11.	Pat Freiermuth, Pittsburgh Steelers	11
	Gerald Everett, L.A. Chargers	11
	Evan Engram, Jacksonville Jaguars	11

- His 155 receptions are the most by a tight end in franchise history over their first three years in the NFL.

MOST RECEPTIONS IN FIRST THREE YEARS – FRANCHISE HISTORY

RANK	PLAYER	REC.
1.	Pat Freiermuth	155
2.	Heath Miller	120
3.	Jesse James	90
4.	Eric Green	89
5.	Mark Bruener	56

- Freiermuth was the 10th tight end in NFL history to reach 100 career receptions in 25 games or less.
- Freiermuth reached 100 career receptions in his 25th game in the NFL, which is the 10th-fewest games needed to reach 100 receptions in NFL history.
- Freiermuth reached 1,000 receiving yards in his 26th career games, which is tied for the fastest by a tight end in franchise history (Eric Green).
- His 1,537 receiving yards are the most by a tight end in franchise history over their first three years in the NFL.

MOST YARDS BY TE IN FIRST THREE YEARS – FRANCHISE HISTORY

RANK	PLAYER	YDS
1.	Pat Freiermuth	1,537
2.	Heath Miller	1,418
3.	Eric Green	1,121
4.	Jesse James	766
5.	Bennie Cunningham	717

- His 11 TD catches are the third-most by a tight end in franchise history over their first three years in the NFL.

MOST TD RECEPTIONS BY TE IN FIRST THREE YEARS – FRANCHISE HISTORY

RANK	PLAYER	TDS
1.	Heath Miller	18
2.	Eric Green	15
3.	Pat Freiermuth	11
4.	Mark Bruener	9
5.	Jesse James	7

PICK(ENS) OF THE LITTER

- WR **George Pickens** caught 63 passes for 1,140 yards (18.1 avg.) and five TDs in 2023.
- Pickens' 18.1 yards/reception is the second-best in the NFL in 2023 (min. two receptions/game).

BEST YARDS/REC. – 2023 (MIN. 2 REC./GAME)

RANK	PLAYER	AVG.
1.	George Pickens, Pittsburgh Steelers	18.1
2.	Brandon Aiyuk, San Francisco 49ers	17.9
3.	Amari Cooper, Cleveland Browns	17.4
4.	DK Metcalf, Seattle Seahawks	16.9
5.	Gabe Davis, Buffalo Bills	16.6

- His 18.1 yards/reception in 2023 is tied for the fourth-best in franchise history since 2000 (min. two receptions/game).

BEST YARDS/REC. – FRANCHISE – SINCE 2000 (MIN. 2 REC./GAME)

RANK	PLAYER, YEAR	AVG.
1.	Mike Wallace, 2010	21.0
2.	Plaxico Burress, 2004	19.9
3.	Mike Wallace, 2009	19.4
4.	George Pickens, 2023	18.1
	Santonio Holmes, 2007	18.1

- He caught seven passes for 131 yards (18.7 avg.), including a 37-yard grab, in Week 17 at Seattle.
- First Steelers wideout with back-to-back 100-yard receiving games since Diontae Johnson in Week 10 (vs. Cincinnati) and Week 11 (at Jacksonville) of 2020.
- His 326 receiving yards in weeks 16 and 17 (195 vs. Cincinnati; 131 at Seattle) is the fourth-most in a two-game span in franchise history.

MOST YARDS IN TWO-GAME SPAN – FRANCHISE HISTORY

RANK	NAME	WEEKS	YEAR	YARDS
1.	Antonio Brown	9,10	2015	423
2.	Antonio Brown	8,9	2015	331
3.	Antonio Brown	1,2	2015	328
4.	George Pickens	16,17	2023	326
5.	Plaxico Burress	8,9	2002	322

- Pickens registered five 100-yard receiving games in 2023 and six in his career.
- His five 100-yard receiving games in 2023 are tied for the eighth-most in single-season franchise history.

MOST 100-YARD GAMES – SEASON – FRANCHISE HISTORY

RANK	PLAYER, YEAR	GAMES
1.	Antonio Brown, 2015	9
2.	Juju Smith-Schuster, 2018	8
	Antonio Brown, 2017	8
	Antonio Brown, 2014	8
5.	Mike Wallace, 2010	7
	John Stallworth, 1984	7
7.	Yancey Thigpen, 1997	6
8.	George Pickens, 2023	5
	Four others played tied with	5

- His six 100-yard receiving games in 2023 are tied for the third-most by a Steelers player in their first two seasons in the NFL.

MOST 100-YARD GAMES IN FIRST TWO YEARS – FRANCHISE HISTORY

RANK	PLAYER, YEARS	GAMES
1.	Juju Smith-Schuster, 2017-18	11
2.	Mike Wallace, 2009-10	8
3.	George Pickens, 2022-23	6
	Louis Lipps, 1984-85	6
5.	Martavis Bryant, 2014-15	5

- Pickens recorded a career-best and team-high 195 receiving yards and two TDs on four receptions in Week 16 vs. Cincinnati. It was his fourth and fifth TD reception of the season and eighth and ninth of his career.
- He is the second wide receiver in franchise history to register multiple 60+ yard TD receptions in the same game (Louis Lipps in Week 14 of 1988 at Houston).
- Pickens is the sixth wide receiver in the NFL to register multiple 60+ yard TD receptions in the same game since 2006 (Tyreek Hill, Week 13 of 2023, Gabe Davis, Week 5 of 2022, Ja'Marr Chase, Week 17 of 2022, Odell Beckham Jr., Week 6 of 2016 and Lee Evans, Week 11 of 2006).
- He is the first wide receiver in franchise history to register at least 195 yards and two receiving TDs in a game since Antonio Brown in Week 3 of 2013 vs. Chicago (196 yards and two TD).
- Pickens connected with QB **Mason Rudolph** for an 86-yard TD pass that gave the Steelers a 7-0 lead with 10:45 left in the first quarter and a 66-yard TD pass that gave the Steelers a 31-8 lead with 9:38 left in the third quarter.
- His 86-yard TD reception was the longest reception, TD reception and offensive play from scrimmage in the NFL this season.

LONGEST PLAY FROM SCRIMMAGE – NFL – 2023

RANK	PLAYER, OPP.	YDS
1.	George Pickens, Pittsburgh vs. Cincinnati, Week 16	86
2.	Breece Hall, N.Y. Jets vs. Buffalo, Week 1	83
3.	Khalil Shakir, Buffalo vs. N.Y. Jets, Week 11	81
4.	Gus Edwards, Baltimore vs. Detroit, Week 7	80
	Tee Higgins, Cincinnati at Pittsburgh, Week 16	80

- Pickens' 86-yard TD reception is the longest receiving TD in franchise history since Juju Smith-Schuster's 97-yard TD reception in Week 12 of 2018 at Denver.
- His 195 yards receiving is the most by a Steelers wideout since Antonio Brown had 213 in Week 14 of 2017 vs. Baltimore.

MOST RECEIVING YARDS – NFL – 2023 SINGLE GAME

RANK	PLAYER, OPP.	YDS
1.	Amari Cooper, Cleveland at Houston, Week 16	265
2.	D.J. Moore, Chicago at Washington, Week 5	230
3.	Tyreek Hill, Miami at L.A. Chargers, Week 1	215
	Keenan Allen, L.A. Chargers at Minnesota, Week 3	215
5.	George Pickens, Pittsburgh vs. Cincinnati, Week 16	195

- Pickens leads the NFL with three TD receptions of at least 65 yards.
- His 48.8 yards/catch is the best in franchise history (min. four receptions). The previous record was 43.4 yards/catch by Theo Bell in Week 13 of 1980 vs. Miami.

BEST YARDS/REC. – FRANCHISE HISTORY (MIN. 4)

RANK	PLAYER, OPP.	YDS
1.	George Pickens vs. Cincinnati, Week 16 of 2023	48.8
2.	Theo Bell vs. Miami, Week 13 of 1980	43.3
3.	Louis Lipps at Houston Oilers, Week 14 of 1988	41.5
4.	Charles Johnson at San Diego Chargers, Week 17 of 1994	41.3
5.	Lynn Swann vs. Cincinnati, Week 14 of 1979	38.4

- Pickens' 48.8 yards/catch is the best in the NFL (min. four receptions) since Philadelphia's DeSean Jackson had four receptions for 210 yards (52.5 avg.) in Week 14 of 2010 at Dallas.
- His 48.8 yards/catch is the third-best since the 1970 AFL-NFL merger (min. four receptions).

BEST YARDS/RECEPTION – NFL – SINCE 1970 (MIN. 4)

RANK	PLAYER, OPP.	YDS
1.	DeSean Jackson, Philadelphia at Dallas, Week 14 of 2010	52.5
2.	Gary Clark, Washington vs. Atlanta, Week 11 of 1991	50.8
3.	George Pickens vs. Cincinnati, Week 16 of 2023	48.8
4.	Jessie Hester, L.A. Raiders vs. Philadelphia, Week 13 of 1986	41.3
5.	Carroll Dale, Green Bay vs. Atlanta, Week 2 of 1970	38.4

- Pickens caught three passes for 58 yards, including a 43-yard reception, in Week 12 at Cincinnati.
- He caught five passes for 107 yards, including a 31-yard reception, in Week 7 at L.A. Rams.
- Pickens connected with QB **Mitch Trubisky** for a 22-yard TD pass in Week 8 vs. Jacksonville.
- He recorded 100-yard receiving games in consecutive games (Week 5 vs. Baltimore and Week 7 at L.A. Rams).
- Pickens was the first Steelers wideout with 100-yard receiving games in consecutive outings since **Diontae Johnson** in 2020 (Week 10 vs. Cincinnati and Week 11 at Jacksonville).
- He connected with QB **Kenny Pickett** for a 41-yard TD pass that gave the Steelers a 14-10 lead with 1:17 left in the fourth quarter in Week 5 vs. Baltimore.
- Pickens caught career-high tying six passes for a career-best 130 yards (21.7 avg.) and one TD.
- He caught four passes for a career-high 127 yards (31.8 avg.) and one TD in the Week 2 victory over Cleveland. He connected with QB **Kenny Pickett** for a 71-yard TD pass that gave the Steelers a 16-11 lead with 6:16 left in the second quarter.
- The 71-yard reception was the longest of his career and longest reception by the Steelers since Chase Claypool had an 84-yard TD catch in Week 2 of 2020 (vs. Denver).
- Pickens caught a 14-yard TD reception with 46 seconds remaining in the fourth quarter that gave the Steelers a 13-10 victory in Week 16 of 2022 vs. Las Vegas.

JOHNSON LEADS WIDE RECEIVER CORP

- WR **Diontae Johnson** eclipsed 4,000 career receiving yards in his 71st game in the NFL, which was the fifth-fewest games needed to reach 4,000 yards in franchise history.

FEWEST GAMES TO 4,000 RECEIVING YARDS – FRANCHISE HISTORY

RANK	PLAYER	GP
1.	Antonio Brown	59
2.	Mike Wallace	62
3.	Louis Lipps	67
4.	Plaxico Burris	69
5.	Diontae Johnson	71

- Johnson's 4,363 receiving yards are the second-most by a player in franchise history over their first five years in the NFL.

MOST RECEIVING YARDS IN FIRST FIVE YEARS – FRANCHISE HISTORY

RANK	PLAYER	YDS
1.	Antonio Brown	5,259
2.	Diontae Johnson	4,363
3.	Plaxico Burress	4,174
4.	Mike Wallace	4,042
5.	Hines Ward	3,888

- Johnson has played in 77 career games for the Steelers and registered 391 catches for 4,363 yards and 25 TDs.
- Johnson's 391 receptions are the most by a player in franchise history over their first five years in the NFL.

MOST RECEPTIONS IN FIRST FIVE YEARS – FRANCHISE HISTORY

RANK	PLAYER	REC.
1.	Diontae Johnson	391
2.	Antonio Brown	390
3.	Hines Ward	330
4.	JuJu Smith-Schuster	323
5.	Le'Veon Bell	312

- Johnson's 25 TD receptions are the eighth-most by a player in franchise history over their first five years in the NFL.

MOST TD RECEPTIONS IN FIRST FIVE YEARS – FRANCHISE HISTORY

RANK	PLAYER	REC. TD
1.	Lynn Swann	34
2.	Mike Wallace	32
3.	Louis Lipps	29
4.	Antonio Brown	28
5.	Hines Ward	27
	Heath Miller	27
7.	JuJu Smith-Schuster	26
8.	Diontae Johnson	25
9.	Eric Green	24
	Ron Shanklin	24

- Johnson eclipsed 3,000 career receiving yards in his 52nd game in the NFL, which was tied for the sixth-fewest games needed to reach 3,000 yards in franchise history.

FEWEST GAMES TO 3,000 RECEIVING YARDS – FRANCHISE HISTORY

RANK	PLAYER	GP
1.	JuJu Smith-Schuster	44
2.	Mike Wallace	45
3.	Antonio Brown	48
4.	Plaxico Burris	50
5.	Santonio Holmes	51
6.	Diontae Johnson	52

- Johnson caught a TD pass in three consecutive games for the first time in his career (Weeks 13-15). He was the first Steelers wideout with a TD reception in three straight games since Antonio Brown had a franchise-record streak of eight straight games with a TD catch in 2018.

LONGEST TD RECEPTION STREAK – SEASON – FRANCHISE HISTORY

RANK	PLAYER, YEAR	START	END	GAMES
1.	Antonio Brown, 2018	Week 3	Week 11	8
2.	Ron Shanklin, 1973	Week 6	Week 11	6
3.	Martavis Bryant, 2014	Week 7	Week 10	4
	Antonio Brown, 2012	Week 14	Week 17	4
	Heath Miller, 2005	Week 5	Week 8	4
	Hines Ward, 2002	Week 9	Week 12	4
	Charles Johnson, 1998	Week 7	Week 10	4
	Eric Green, 1991	Week 3	Week 7	4
	Louis Lipps, 1985	Week 12	Week 15	4
	John Stallworth, 1978	Week 13	Week 16	4
	John Stallworth, 1977	Week 8	Week 11	4
	Lynn Swann, 1977	Week 9	Week 12	4
	Lynn Swann, 1975	Week 7	Week 10	4
t-14.	Diontae Johnson, 2023	Week 13	Week 15	3

- Johnson caught four passes for 89 yards (22.3 avg.), including a 71-yard TD at Baltimore in Week 18. He connected with QB **Mason Rudolph** for a career-long 71-yard TD pass that gave the Steelers a 14-7 lead with 14:49 left in the fourth quarter.
- He registered his fifth receiving TD of the season and 25th of his career (2019-23).
- Johnson caught four passes for 62 yards in Week 15 at Indianapolis and connected with QB **Mitch Trubisky** for a four-yard TD pass with 14:07 left in the second quarter that extended the Steelers lead to 13-0.
- Johnson caught three passes for 57 yards (19.0 avg.), including a TD vs. New England in Week 14. He connected with QB **Mitch Trubisky** for a 25-yard TD pass with 2:50 left in the second quarter that cut the Patriots lead to 21-10.
- Johnson connected with QB **Mitch Trubisky** for a two-yard TD pass that cut the Steelers deficit to 24-10 with 4:25 left in the fourth quarter in Week 13 vs. Arizona.
- Johnson connected with QB **Kenny Pickett** for a three-yard TD pass that gave the Steelers a 20-16 lead with 4:02 left in the fourth quarter in Week 9 vs. Tennessee.
- Johnson caught seven passes for 90 yards, including a 32-yard grab on a critical third-down conversion on the go-ahead TD drive against the Titans.
- Johnson returned from the Reserve/Injured List in Week 7 at L.A. Rams and caught five passes for 79 yards, including a 39-yard reception on 3rd and 8 from the Steelers' 43-yard line that led to a Jalen Warren 13-yard TD run that tied the score, 17-17.
- Johnson caught eight passes for 85 yards vs. Jacksonville in Week 8.
- Johnson's 46 games with five or more receptions are the eighth-most in the NFL since he entered the NFL in 2019.

MOST 5+ RECEPTION GAMES – NFL – SINCE 2019

RANK	PLAYER	GAMES
1.	Davante Adams, Las Vegas Raiders	60
2.	Travis Kelce, Kansas City Chiefs	59
3.	Stefon Diggs, Buffalo Bills	57
4.	Chris Godwin, Tampa Bay Buccaneers	54
	Tyreek Hill, Miami Dolphins	54
6.	Cooper Kupp, L.A. Rams	53
	Keenan Allen, L.A. Chargers	53
8.	Diontae Johnson, Pittsburgh Steelers	46
9.	D.J. Moore, Chicago Bears	45
	CeeDee Lamb, Dallas Cowboys	45

- Johnson registered his 300th career reception in the 56th game of his career, which was the fewest games in franchise history and tied for the 11th-fewest games in NFL history to reach 300 career receptions.

FEWEST GAMES TO 300 CAREER RECEPTIONS – NFL HISTORY

RANK	PLAYER	GP
1.	Michael Thomas	45
	Odell Beckham Jr.	45
3.	Anquan Boldin	47
4.	Christian McCaffrey	48
5.	Jarvis Landry	49
6.	Keenan Allen	51
	Julio Jones	51
8.	Alvin Kamara	53
9.	Stefon Diggs	55
	A.J. Green	55
11.	Diontae Johnson	56
	Two other players tied with	56

- Johnson's 391 receptions are the 13th-most in the NFL since he entered the League in 2019.

MOST RECEPTIONS – NFL – SINCE 2019

RANK	PLAYER	REC.
1.	Davante Adams, Las Vegas Raiders	519
2.	Stefon Diggs, Buffalo Bills	501
3.	Travis Kelce, Kansas City Chiefs	497
4.	Tyreek Hill, Miami Dolphins	487
5.	Keenan Allen, L.A. Chargers	484
6.	Cooper Kupp, L.A. Rams	465
7.	Chris Godwin, Tampa Bay Buccaneers	430
8.	Tyler Lockett, Seattle Seahawks	416
9.	D.J. Moore, Chicago Bears	401
10.	DeAndre Hopkins, Tennessee Titans	393
11.	Amari Cooper, Cleveland Browns	389
12.	Diontae Johnson, Pittsburgh Steelers	387

MR. ROBINSON'S NEIGHBORHOOD

- WR **Allen Robinson** has played in 127 career games (122 starts) over 10 seasons with Jacksonville (2014-17), Chicago (2018-21), L.A. Rams (2022) and Pittsburgh (2023).
- Robinson has recorded 562 career receptions for 7,028 yards (12.5 avg.), 43 TDs and has at least one reception in 124 career games.
- He reached 7,000 career receiving yards in Week 16 vs. Cincinnati. He became the 135th member of the 7,000 yard club (one of 18 active).
- Among active players, Robinson ranks 18th in the NFL in receiving yards, 19th in receptions and 17th in TDs.
- Robinson failed to catch a pass in a game for the first time in his career in Week 8 vs. Jacksonville (had caught a pass in all 116 regular-season games of his 10-year NFL career).
- His 116 consecutive games with at least one reception was the third-longest active streak to open an NFL career.
- His 116 consecutive games with at least one reception was the sixth-longest active streak in the NFL.
- Robinson reached 500 career receptions in Week 2 of 2022 against Atlanta. He became the 160th member of the 500 catch club.

WIZARD OF BOZ

- Since joining the Steelers in 2015, K **Chris Boswell** is 231-of-265 on field goal attempts (87.2%), including 103-of-130 (79.2%) on attempts of 40 yards or longer.
- Boswell ranks second in field goal percentage (87.2%) among all NFL kickers with at least 250 field goal attempts since the start of the 2015 season.

BEST FG PCT. – NFL – SINCE 2015 (MIN. 250 ATT.)

RANK	KICKER	M-A	FG%
1.	Justin Tucker	298-330	90.3
2.	Chris Boswell	230-264	87.2
3.	Dustin Hopkins	223-260	85.8
4.	Jason Myers	230-269	85.5
5.	Matt Prater	238-281	84.7

- Boswell's 87.2 field goal percentage is the best in Steelers history among kickers with at least 200 field goal attempts.

BEST FG PCT. – FRANCHISE HISTORY (MIN. 200 ATT.)

RANK	KICKER, YEARS	FGM-FGA	FG%
1.	Chris Boswell, 2015-current	230-264	87.2
2.	Jeff Reed, 2002-10	204-249	81.9
3.	Gary Anderson, 1982-94	309-395	78.2
4.	Roy Gerela, 1971-78	146-227	64.3

- Boswell is one of three players in team history with at least 200 career field goals.

MOST FG MADE – FRANCHISE HISTORY

RANK	KICKER, YEARS	FGM
1.	Gary Anderson, 1982-94	309
2.	Chris Boswell, 2015-current	231
3.	Jeff Reed, 2002-10	204
4.	Roy Gerela, 1971-78	146
5.	Shaun Suisham, 2010-14	124

- Boswell has registered 38 career games with three or more field goals made.
- Boswell has connected on four or more field goals in a single game 12 times in his career.
- Boswell made a franchise record 25 consecutive field goals, which was the longest active streak in the NFL when it ended in Week 11 of 2020 at Jacksonville.

MOST CONSECUTIVE FG – FRANCHISE HISTORY

RANK	KICKER, YEARS	CONSECUTIVE FG
1.	Chris Boswell, 2019-20	25
2.	Shaun Suisham, 2013-14	24
3.	Jeff Reed, 2004-05	22
4.	Chris Boswell, 2021	20
5.	Gary Anderson, 1994	19
	Jeff Reed, 2007-08	19
7.	Gary Anderson, 1985	18
8.	Chris Boswell, 2016-17	17
	Norm Johnson, 1997	17
10.	Chris Boswell, 2022-23	16
	Chris Boswell, 2017	16
	Shaun Suisham, 2012-13	16

BOZ IN THE CLUTCH

- K **Chris Boswell** has made 74-of-80 field goal attempts in his NFL career in the fourth quarter and overtime.
- Boswell ranks third in field goal percentage (92.5%) in the fourth quarter and overtime among all NFL kickers with at least 50 such field goal attempts since 2000.

4TH QUARTER/OT FG PCT. – NFL – SINCE 2000 (MIN. 75)

RANK	KICKER	M-A	FG%
1.	Stephen Gostkowski	115-123	93.5
2.	Justin Tucker	128-138	92.8
3.	Chris Boswell	74-80	92.5
4.	Matt Stover	65-72	90.3
5.	Josh Brown	92-102	90.2

- Boswell has made 32 of 35 career field goals (91.4%) in the final five minutes of regulation and overtime.
- Boswell ranks fourth in field goal percentage (91.4%) in the final five minutes of regulation and overtime among all NFL kickers with at least 30 such field goal attempts since 2000.

BEST FG PCT. IN FINAL FIVE MINUTES OF 4TH QUARTER/OT – NFL – SINCE 2000 (MIN. 30)

RANK	KICKER	M-A	FG%
1.	Nick Novak	29-31	93.5
2.	Ryan Longwell	39-42	92.9
3.	Justin Tucker	59-64	92.2
4.	Chris Boswell	32-35	91.4
5.	John Carney	29-32	90.6

- Boswell has registered a franchise-record 10 career game-winning field goals (last five min. of the fourth quarter or overtime).

MOST GAME-WINNING FG IN LAST 5 MINUTES OF 4TH QUARTER/OT – FRANCHISE HISTORY

RANK	KICKER, YEARS	FGM
1.	Chris Boswell, 2015-current	10
2.	Jeff Reed, 2002-10	9
3.	Gary Anderson, 1982-94	8
4.	Shaun Suisham, 2010-14	7
5.	Norm Johnson, 1995-98	4

BOSWELL GAME-WINNING FG IN LAST 5 MINUTES OF 4TH QUARTER/OT

YD	DATE	OPP	Q	TIME	PRE	POST	FINAL
18	11/08/2015	vs. OAK	4	0:02	35-35	38-35	W, 38-35
35	01/09/2016	at CIN	4	0:14	15-16	18-16	W, 18-16
33	11/12/2017	at IND	4	0:00	17-17	20-17	W, 20-17
53	11/26/2017	vs. GB	4	0:00	28-28	31-28	W, 31-28
38	12/04/2017	at CIN	4	0:00	20-20	23-20	W, 23-20
46	12/10/2017	vs. BAL	4	0:42	36-38	39-38	W, 39-38
37	10/17/2021	vs. SEA	ot	--	20-20	23-20	W, 23-20 (ot)
40	11/08/2021	vs. CHI	4	0:26	26-27	29-27	W, 29-27
36	01/09/2022	at BAL	ot	--	13-13	16-13	W, 16-13 (ot)
53	09/11/2022	at CIN	ot	--	20-20	23-20	W, 23-20 (ot)

- Boswell has made 17 of 20 career field goals (85.0%) in the final two minutes of regulation and overtime (including playoffs).

BOSWELL FG IN LAST 2 MINUTES OF 4TH QUARTER/OT

YD	DATE	OPP	Q	TIME	PRE	POST	FINAL
18	11/08/2015	vs. OAK	4th	0:02	35-35	38-35	W, 38-35
35	01/09/2016	at CIN	4th	0:14	15-16	18-16	W, 18-16
47	01/17/2016	at DEN	4th	0:19	13-23	16-23	L, 16-23
43	09/17/2017	vs. MIN	4th	1:53	23-9	26-9	W, 26-9
33	11/12/2017	at IND	4th	0:00	17-17	20-17	W, 20-17
53	11/26/2017	vs. GB	4th	0:00	28-28	31-28	W, 31-28
38	12/04/2017	at CIN	4th	0:00	20-20	23-20	W, 23-20
46	12/10/2017	vs. BAL	4th	0:42	36-38	39-38	W, 39-38
*42	09/09/2018	at CLE	ot	-----	21-21	21-21	T, 21-21 (ot)
*40	12/09/2018	at OAK	4th	0:00	21-24	21-24	L, 21-24
25	12/08/2019	at ARI	4th	1:42	20-17	23-17	W, 23-17
52	10/17/2021	vs. SEA	4th	1:30	17-17	20-17	W, 23-20 (ot)
37	10/17/2021	vs. SEA	ot	-----	20-20	23-20	W, 23-20 (ot)
40	11/08/2021	vs. CHI	4th	0:26	26-27	29-27	W, 29-27
36	01/09/2022	at BAL	ot	-----	13-13	16-13	W, 16-13 (ot)
*55	09/11/2022	at CIN	ot	-----	20-20	20-20	W, 23-20 (ot)
53	09/11/2022	at CIN	ot	-----	20-20	23-20	W, 23-20 (ot)
34	09/22/2022	at CLE	4th	1:48	14-23	17-23	L, 17-29
50	12/18/2022	at CAR	4th	1:04	21-13	24-13	W, 24-16
42	10/08/2023	vs. BAL	4th	0:49	14-10	17-10	W, 17-10

*indicates missed field goal

- Boswell has made 30-of-37 (81.1%) field goal attempts in his NFL career from 50 yards or further, including franchise-best 59-yards in Week 9 of 2020 at AT&T Stadium against Dallas and Week 4 of 2022 at Acrisure Stadium against N.Y. Jets.
- No kicker made a field goal of at least 50 yards in the first nine seasons of Acrisure Stadium (2001-09). Prior to Boswell joining the Steelers in 2015, Acrisure Stadium witnessed just four field goals of at least 50 yards.
- Boswell has 23 field goals of at least 50 yards at Acrisure Stadium in his career.
- Boswell's 30 field goals made from 50-plus yards are the most in Steelers history (Gary Anderson and Jeff Reed shared the previous franchise record with eight).

BEST 50+ YARD FG PCT. – FRANCHISE HISTORY (MIN. 15 ATTT.)

RANK	PLAYER	FG-FGA	PCT.
1.	Chris Boswell	30-37	81.0
2.	Jeff Reed	8-17	47.1
3.	Gary Anderson	8-27	29.6

- Boswell's 81.0 field goal percentage on field goal attempts of 50 yards is the best in the NFL since the 1970 AFL-NFL merger (min. 30 field goal attempts of 50 yards).

BEST 50+ YARD FG PCT. – NFL – SINCE 1970 (MIN. 30 ATTT.)

RANK	PLAYER	FG-FGA	PCT.
1.	Chris Boswell	30-37	81.0
2.	Daniel Carlson	25-32	78.1
3.	Matt Prater	80-107	74.8
4.	Stephen Gostkowski	32-43	74.4
5.	Younghoe Koo	23-31	74.2

BOZ FROM 50-PLUS

- K Chris Boswell has made 30-of-37 field goal attempts in his NFL career from 50+ yards, including 23 of his last 27.
- Boswell made five consecutive field goals from 50+ yards (streak ended in Week 8 vs. Jacksonville), which was tied for the second-longest streak in franchise history (he holds the record with nine straight field goals from 50+ yards).
- Boswell actually connected on a 55-yard field goal at the end of the first half vs. Jacksonville, but an offensive off-sides negated and Boswell missed from 61 yards.

MOST CONSECUTIVE FG MADE FROM 50+ YARDS – FRANCHISE HISTORY

RANK	KICKER. SPAN	STREAK
1.	Chris Boswell, 11/03/2019 - 12/5/2021	9
2.	Chris Boswell, 11/16/2017 - 11/08/2018	5
	Chris Boswell, 01/01/2023 - 10/29/2023	5
4.	Jeff Reed, 12/01/2002 - 10/17/2004	4
5.	Kris Brown, 11/12/2000 - 10/14/2001	3

- Boswell's nine straight made field goals of 50+ yards was tied for the 10th-longest such streak in the NFL since the start of the 1983 season.

MOST CONSECUTIVE FG MADE FROM 50+ YARDS – NFL – SINCE 1983

RANK	KICKER. TEAM (SPAN)	STREAK
1.	Stephen Hauschka, SEA-BUF (9/20/2015-11/19/2017)	13
2.	Robbie Gould, CHI (11/18/2010 - 10/10/2013)	12
	Blair Walsh, MIN (09/09/2012 - 09/29/2013)	12
	Justin Tucker, BAL (12/27/2015 - 12/18/2016)	12
	Matt Prater, DET (01/03/2016 - 09/24/2017)	12
5.	Younghoe Koo, ATL (12/08/2019 - 10/31/2021)	11
	Tony Zendejas, HOU-LAN (11/13/1988 - 10/31/1993)	11
7.	Jason Hanson, DET (11/22/2007 - 11/08/2009)	10
	Jason Sanders, MIA (10/12/2019 - 11/29/2020)	10
	Ryan Longwell, MIN (09/14/2008 - 10/23/2011)	10
10.	Chris Boswell, PIT (11/03/2019 - 12/5/2021)	9
	Adam Vinatieri, IND (10/04/2015 - 10/09/2016)	9
	Justin Tucker, BAL (10/15/2017 - 11/18/2018)	9
	Matt Bryant, ATL (11/11/2010 - 11/10/2013)	9
	Matt Bryant, ATL (11/05/2017 - 11/18/2018)	9

- Boswell connected on a 50-yard field goal with no time remaining in the second quarter that gave the Steelers a 24-0 lead.
- He connected on a 56-yard field goal with 6:39 remaining in the first quarter that cut the Patriots lead to 7-3 in Week 14.
- Boswell connected on a 57-yard field goal with 9:33 remaining in the third quarter that gave the Steelers a 16-7 lead over Las Vegas in Week 3.
- He connected on a 53-yard field goal with 14:51 remaining in the second quarter that gave the Steelers a 3-0 lead over L.A. Rams in Week 7.
- Boswell now has converted on the six longest field goals in franchise history and 11 of the 18 longest.

LONGEST FG – FRANCHISE HISTORY

RANK	PLAYER (DATE, OPP.)	FG
1.	Chris Boswell (10/2/22 vs. N.Y. Jets)	59
	Chris Boswell (11/8/20 at Dallas)	59
3.	Chris Boswell (9/26/23 at Las Vegas)	57
4.	Chris Boswell (12/07/23 vs. New England)	56
	Chris Boswell (9/19/21 vs. Las Vegas)	56
6.	Chris Boswell (10/16/22 vs. Tampa Bay)	55
	Gary Anderson (11/25/84 vs. San Diego)	55
	Kris Brown (10/14/01 at Kansas City)	55
9.	Chris Boswell (11/8/21 vs. Chicago)	54
	Gary Anderson (12/8/91 at Houston)	54

LONGEST FG – ACRISURE STADIUM HISTORY

RANK	PLAYER, TEAM (DATE, OPP.)	FG
1.	Chris Boswell, Pittsburgh (10/2/22 vs. N.Y. Jets)	59
2.	Chris Boswell, Pittsburgh (12/07/23 vs. New England)	56
	Chris Boswell, Pittsburgh (9/19/21 vs. Las Vegas)	56
4.	Chris Boswell, Pittsburgh (10/16/22 vs. Tampa Bay)	55
5.	Chris Boswell, Pittsburgh (11/8/21 vs. Chicago)	54
6.	Chris Boswell, Pittsburgh (12/5/21 vs. Baltimore)	53
	Chris Boswell, Pittsburgh (11/26/17 vs. Green Bay)	53
	Dan Bailey, Dallas (11/13/16 at Pittsburgh)	53
9.	Chris Boswell, Pittsburgh (9/18/23 vs. Cleveland)	52
	Chris Boswell, Pittsburgh (9/18/22 vs. New England)	52
	Chris Boswell, Pittsburgh (11/8/21 vs. Chicago)	52
	Chris Boswell, Pittsburgh (10/17/21 vs. Seattle)	52
	Chris Boswell, Pittsburgh (12/10/17 vs. Baltimore)	52
	Jeff Reed, Pittsburgh (9/12/10 vs. Atlanta)	52
	Justin Tucker, Baltimore (10/1/15 at Pittsburgh)	52

- Boswell has made 21 field goals of 50 yards or longer since the start of the 2021 season, which is tied for the most in the NFL over the span.

MOST 50+ YARD FIELD GOALS – NFL – SINCE 2021

RANK	KICKER	FGM
1.	Chris Boswell, Pittsburgh	21
	Evan McPherson, Cincinnati	21
	Matt Prater, Arizona	21
4.	Chase McLaughlin, Tampa Bay	20
5.	Matt Gay, Indianapolis	19

BLOCK PARTY

- Pittsburgh has officially blocked two punts in 2023, which is tied for the most by the franchise since 1960. The Steelers also blocked two punts in 2021 and 1976.

BLOCK LEADER BY MILES

- Miles Killebrew blocked a Baltimore punt with 11:12 remaining in the fourth quarter that resulted in a safety and cut the Steelers deficit to 10-5 in Week 5.
- It was the first blocked punt for Pittsburgh since Week 11 at L.A. Chargers (Nov. 21, 2021). Killebrew registered that blocked punt as well.
- Killebrew “blocked” a New England punt early in the fourth quarter that set up a Pittsburgh scoring drive that cut the Patriots deficit to 21-18 in Week 14 (the punt went past the line of scrimmage so not officially a blocked punt).
- In fact, Killebrew signed with the Steelers in 2021, and his three blocked punts are tied for the most by any team in the League, let alone individual player.
- Killebrew leads the NFL with three punts blocked since the start of the 2021 season.
- His four career blocked punts are tied for the most by any active player in the League.

WATT, FITZPATRICK, KILLEBREW NAMED TO 2024 PRO BOWL GAMES

- LB T.J. Watt, S Minkah Fitzpatrick and S Miles Killebrew were selected to the 2024 Pro Bowl Games presented by Verizon.
- Pittsburgh is sending multiple players to the Pro Bowl for the 23rd-straight season and for the 32nd time in the last 35 seasons.

WATT NAMED AFC DEFENSIVE PLAYER OF THE YEAR

- LB T.J. Watt was selected by the NFL Committee of 101 as the 2023 AFC Defensive Player of the Year. He has now captured the award three times in the last four years (2020, 2021 and 2023).
- Watt, defensive end Alan Page (three), defensive tackle Reggie White (three), linebacker Ray Lewis (three), defensive end Bruce Smith (three), Aaron Donald (four) and J.J. Watt (four) are the only players to earn the award at least three times in either conference since the inaugural event in 1969.

WATT, KILLEBREW NAMED AP FIRST-TEAM ALL-PRO

- LB T.J. Watt and S Miles Killebrew were each named First Team All-Pro by the Associated Press. It marked the fourth time in Watt’s seven-year career that he garnered AP First Team All-Pro honors, while Killebrew earned his first-team All-Pro for the first time in his career.
- Watt is the NFL’s first linebacker to earn at least four first-team All-Pro honors in his first seven years in the League since Luke Kuechly in 2018 and first outside linebacker since DeMarcus Ware in 2011.

WATT, KILLEBREW NAMED PFWA ALL-NFL

- LB T.J. Watt and S Miles Killebrew were each named to the Pro Football Writers of America (PFWA) All-NFL team. It marked the fourth time in Watt’s seven-year career that he garnered such honors, while Killebrew earned it for the first time in his career.

PORTER JR. NAMED PFWA ALL-ROOKIE TEAM

- CB Joey Porter Jr. was selected to the Pro Football Writers of America (PFWA) All-Rookie team.
- Porter, a second-round (32nd overall) draft selection in 2023, played in all 17 regular-season games (11 starts) in 2023. He registered 42 tackles (32 solo), one interception, 10 passes defended, 47.6% completion percentage on targets and 70.1 allowed passer rating. His 47.6% completion percentage on targets and 70.1 allowed passer rating were the NFL’s best among rookies (min. 10 starts).

STEELERS ELECT T.J. WATT MOST VALUABLE PLAYER

- The Steelers elected linebacker T.J. Watt as their 2023 Most Valuable Player.
- Watt has been selected four times in his career. He is the second player in franchise history, and first on the defensive side of the ball, to be selected MVP on four occasions. He is tied with wide receiver Antonio Brown (2011, 2013, 2015 and 2017) for most MVP selections in franchise history.

PETERSON, PORTER JR. WIN TEAM AWARDS

- CB Patrick Peterson and CB Joey Porter Jr. were both honored by the Pittsburgh Chapter of Pro Football Writers of America.
- Peterson was the winner of ‘The Chief’ Award, while Porter Jr. won the Joe Greene Great Performance Award, presented to the team’s top rookie.
- ‘The Chief’ Award, which was established in 1988 in honor of Steelers’ founder, Arthur J. Rooney, Sr., is presented annually to a member of the Steelers’ organization that best exemplifies the spirit of cooperation with the media that he embodied. This is the first time Cole has won the award.
- The Joe Greene Great Performance Award was established in 1984 and named after the legendary Hall of Famer. Pickett is the third quarterback in team history to win the award, joining Kordell Stewart (1995) and Ben Roethlisberger (2004).

STEELERS SIGN 22 PLAYERS TO RESERVE/FUTURE CONTRACTS

- The Steelers signed CB Luq Barcoo, DB Kalon Barnes, OT Tyler Beach, WR Marquez Callaway, FB Jack Colletto, OT Kellen Diesch, S Jalen Elliott, G Joey Fisher, WR Dez Fitzpatrick, DB Thomas Graham, OT Devery Hamilton, OT Anderson Hardy, WR Keilahn Harris, DL Jonathan Marshall, C Ryan McCollum, WR Denzel Mims, LB Tyler Murray, LB David Perales, DB Josiah Scott, RB Aaron Shamplin, DL Jacob Slade and WR Ducece Watts to Reserve/Future contracts.

RACE TO 170

- With victory at Cincinnati in Week 12 of 2023, **Mike Tomlin** became the 16th head coach in NFL history to reach 170 career wins.
- Tomlin registered 170 wins in 269 games coached, which was the fifth-fewest games coached in League history to reach 170 wins.

FEWEST GAMES COACHED TO 170 CAREER WINS

RANK	COACH	GAMES
1.	Don Shula	233
2.	George Halas	248
3.	Curly Lambeau	256
4.	Bill Belichick	267
5.	Mike Tomlin	269

WINNING RECORD IN FIRST 17 SEASONS

- Mike Tomlin** secured his 17th straight non-losing season with the Steelers' ninth win in 2023, a 30-23 win at Seattle in Week 17, a streak dating back to his first season as the team's head coach in 2007.
- Tomlin is the only head coach in NFL history to begin a head coaching tenure with at least 17 consecutive non-losing seasons.

MOST CONSECUTIVE NON-LOSING SEASONS TO BEGIN CAREER

RANK	HEAD COACH	YEARS	SEASONS
1.	Mike Tomlin	2007-23	17
2.	Marty Schottenheimer	1984-97	14
3.	Don Shula	1963-75	13
4.	George Allen	1966-77	12
	Curly Lambeau	1921-32	12

- Tomlin has led the Steelers to a .500-or-better record in each of his 17 seasons as head coach. That is the third-longest streak of .500-or-better seasons by a head coach in NFL history.

MOST CONSECUTIVE NON-LOSING SEASONS IN NFL HISTORY

RANK	HEAD COACH	YEARS	SEASONS
1.	Tom Landry	1965-85	21
2.	Bill Belichick	2001-19	19
3.	Mike Tomlin	2007-23	17
4.	George Halas	1933-51	16

TOMLIN AMONG THE BEST

- Mike Tomlin** has led Pittsburgh to a 173-100-2 (.633) record in the regular season since becoming the team's head coach in 2007.
- Tomlin ranks ninth in NFL history with a regular-season record of 73 games over .500.

MOST GAMES ABOVE .500 BY HEAD COACH IN NFL HISTORY

RANK	COACH	GAMES > .500
1.	Don Shula, 1963-95	172
2.	George Halas, 1920-67	170
3.	Bill Belichick 1991-2023	137
4.	Andy Reid, 1991-2023	114
5.	Paul Brown, 1946-1975	109
6.	Curly Lambeau, 1921-1953	94
7.	Tom Landry, 1960-88	88
8.	Marty Schottenheimer, 1984-2006	74
9.	Mike Tomlin, 2007-2023	73
10.	John Madden, 1969-78	71

- Tomlin, Bill Belichick, Andy Reid and Marty Schottenheimer are the only coaches in NFL history with career records of 70 or more games over .500 not in the Pro Football Hall of Fame.

- Tomlin's 173 regular-season wins are the third-most in the NFL since 2007.

NFL HEAD COACH RECORDS – SINCE 2007

RANK	COACH	RECORD	PLAYOFF APPS.	SUPER BOWL APPS.
1.	Bill Belichick	191-84	13	6
2.	Andy Reid	178-96-1	13	2
3.	Mike Tomlin	173-100-2	11	2
4.	John Harbaugh	160-99	11	1
5.	Mike McCarthy	159-94-2	12	1

- His 173 regular-season wins are the second-most among active coaches in the NFL.

MOST WINS – ACTIVE COACH

RANK	COACH	WINS
1.	Andy Reid	258
2.	Mike Tomlin	173
3.	Mike McCarthy	167
4.	John Harbaugh	160
	Sean Payton	160

- Tomlin's 173 regular-season wins are tied for the 11th-most in NFL history.

MOST WINS BY HEAD COACH – NFL HISTORY

RANK	COACH	WINS
10.	Chuck Knox	186
11.	Mike Tomlin	173
	Jeff Fisher	173
13.	Bill Parcells	172
14.	Tom Coughlin	170
	Mike Shanahan	170
	Pete Carroll	170

- Tomlin's .633 regular-season win percentage is the eighth-best in NFL history (min. 150 games).

HEAD COACH WIN PCT. – NFL HISTORY (MIN. 150)

RANK	COACH	W	L	T	WIN PCT.
1.	George Allen	116	47	5	.712
2.	George Halas	318	148	31	.682
3.	Don Shula	328	156	6	.677
4.	Tony Dungy	139	69	0	.668
5.	George Seifert	114	62	0	.648
6.	Bill Belichick	302	165	0	.647
7.	Andy Reid	258	144	1	.641
8.	Mike Tomlin	173	100	2	.633
9.	Curly Lambeau	226	132	22	.631
10.	Paul Brown	166	100	6	.624

- Tomlin's .633 regular-season win percentage is the second-best among active NFL head coaches (min. 150 games).

BEST WIN PCT. – ACTIVE COACH (MIN. 150)

RANK	COACH	W	L	T	WIN PCT.
1.	Andy Reid	258	144	1	.641
2.	Mike Tomlin	173	100	2	.633
3.	Sean Payton	160	98	0	.620
	Mike McCarthy	167	102	2	.620
5.	John Harbaugh	160	99	0	.618

CONTROLLING THE NORTH

- **Mike Tomlin** is 70-31-1 (.691) in the regular season against AFC North opponents during his career.
- Tomlin's 70 wins against the AFC North are the most by any head coach since the AFC North was adopted when the NFL realigned divisions in 2002.

MOST AFC NORTH WINS

RANK	COACH	WINS
1.	Mike Tomlin	70
2.	John Harbaugh	56
3.	Marvin Lewis	49
4.	Bill Belichick	33
5.	Bill Cowher	21

- Tomlin's .691 regular-season win percentage against the AFC North is the third-best by any head coach since the AFC North was adopted when the NFL realigned divisions in 2002 (min. 25 games).

BEST WIN PCT. VS. AFC NORTH (MIN. 25)

RANK	COACH	W	L	T	WIN PCT.
1.	Bill Belichick	33	10	0	.767
2.	Bill Cowher	21	9	0	.700
3.	Mike Tomlin	70	31	1	.691
4.	Andy Reid	19	12	1	.609
5.	John Harbaugh	56	40	0	.583

- Tomlin's .691 regular-season intradivision win percentage is the best in the League since the 1970 AFL-NFL merger (min. 75 games).

BEST INTRADIVISION WIN PCT. – SINCE 1970 (MIN. 75)

RANK	COACH	W	L	T	WIN PCT.
1.	Mike Tomlin	70	31	1	.691
2.	Mike McCarthy	68	30	2	.690
3.	Bud Grant	69	31	1	.688
4.	Tom Landry	101	46	0	.687
5.	Bill Belichick	119	61	0	.661

- Tomlin has finished with a .500 or better record against AFC North opponents during the regular season in 16 of his 17 NFL seasons, including winning at least four games in 12 campaigns.

TOMLIN VS. AFC NORTH

SEASON	RECORD	SEASON	RECORD
2023	5-1	2014	4-2
2022	3-3	2013	4-2
2021	4-2	2012	3-3
2020	4-2	2011	4-2
2019	3-3	2010	5-1
2018	4-1-1	2009	2-4
2017	6-0	2008	6-0
2016	5-1	2007	5-1
2015	3-3		

TOMLIN AWAY FROM ACRISURE STADIUM

- **Mike Tomlin** has guided Pittsburgh to a 76-60-1 (.558) regular-season road record.
- Tomlin earned his 75th regular-season road win in Week 17 of 2023 at Seattle. He is the only head coach in franchise history with 75 or more regular-season road wins.
- Tomlin has led Pittsburgh to at least four road wins in 11 of his first 17 seasons as the team's head coach and five road wins in nine of his 17 at the helm.
- Tomlin's 76 regular-season road wins are tied for the 10th-most in NFL history.

MOST ROAD WINS – NFL HISTORY

RANK	COACH	WINS
9.	Tom Coughlin	78
10.	Mike Tomlin	76
	Sean Payton	76
12.	Bill Parcells	75
	Dan Reeves	75
14.	Chuck Noll	74
	Paul Brown	74

- Tomlin's .558 regular-season road win percentage is the 10th-best in NFL history (min. 100 games).

BEST ROAD WIN PCT. – NFL HISTORY (MIN. 100)

RANK	COACH	W	L	T	WIN PCT.
1.	Andy Reid	127	73	1	.634
2.	George Halas	136	87	11	.610
3.	Don Shula	145	97	3	.599
4.	Bill Belichick	138	95	0	.592
5.	Sean Payton	76	53	0	.589
6.	Tony Dungy	61	43	0	.587
7.	Curly Lambeau	101	77	13	.567
8.	Paul Brown	74	57	5	.565
9.	Bud Grant	71	56	2	.559
10.	Mike Tomlin	76	60	1	.558

- Tomlin's 76 regular-season road wins are tied for the second-most among active head coaches.

MOST ROAD WINS – ACTIVE COACH

RANK	COACH	WINS
1.	Andy Reid	127
2.	Mike Tomlin	76
	Sean Payton	76
4.	Mike McCarthy	69
5.	John Harbaugh	67

- Tomlin's .558 regular-season road win percentage is the third-best among active head coaches (min. 100 games).

BEST ROAD WIN PCT. – ACTIVE COACH (MIN. 100)

RANK	COACH	W	L	T	WIN PCT.
1.	Andy Reid	127	73	1	.634
2.	Sean Payton	76	53	0	.589
3.	Mike Tomlin	76	60	1	.558
4.	John Harbaugh	67	62	0	.519
5.	Mike McCarthy	69	67	0	.507

- Tomlin's 76 regular-season road wins are the third-most in the NFL since the start of the 2007 season.

MOST ROAD WINS – SINCE 2007

RANK	COACH	WINS
1.	Andy Reid	88
2.	Bill Belichick	87
3.	Mike Tomlin	76
4.	Sean Payton	70
5.	John Harbaugh	67

- Tomlin's .558 regular-season road win percentage is the fourth-best in the NFL since the start of the 2007 season (min. 100 games).

BEST ROAD WIN PCT. – SINCE 2007 (MIN. 100)

RANK	COACH	W	L	T	WIN PCT.
1.	Andy Reid	88	48	1	.646
2.	Bill Belichick	87	50	0	.635
3.	Sean Payton	70	51	0	.579
4.	Mike Tomlin	76	60	1	.558
5.	Pete Carroll	60	53	1	.531

- Including the postseason, Tomlin has a .545 road win percentage (78-65-1) during his 17 years.

TOMLIN GETS TO 31

- Mike Tomlin is one of two active NFL head coaches with over 170 wins and one of four active NFL head coaches to defeat at least 31 current NFL franchises.
- Tomlin has registered wins against 31 of the 32 NFL teams (lone exception is Pittsburgh).
- Tomlin became the 14th head coach in NFL history to accomplish that feat.
- Four of the 15 head coaches to defeat 31 of the current NFL franchises, Tomlin, Bill Cowher, Marvin Lewis and Sean Payton, only coached with one team.

MOST WINS VS. ROOKIE STARTING QB – SINCE 1970

RANK	COACH	WINS
1.	Bill Belichick	25
2.	Mike Tomlin	24
3.	John Harbaugh	23
	Sean Payton	23
5.	Andy Reid	22

- Tomlin's .800 win percentage when facing a rookie starting QB is the second-best since the 1970 AFL-NFL merger (min. 20 games).

BEST WIN PCT. VS. ROOKIE STARTING QB – SINCE 1970 (MIN. 20)

RANK	COACH	W	L	T	WIN PCT.
1.	Don Shula	19	4	0	.826
2.	Mike Tomlin	24	6	0	.800
3.	Pete Carroll	17	5	0	.773
4.	John Harbaugh	23	7	0	.767
5.	Marty Schottenheimer	15	5	0	.750

TOMLIN FOLLOWING BYE WEEK

- Mike Tomlin has guided Pittsburgh to a 13-4 (.765) record in regular-season game following a bye week.
- Tomlin's 13 wins following a bye week each are tied for the most in the NFL since 2007.

MOST WINS FOLLOWING BYE WEEK – SINCE 2007

RANK	COACH	WINS
1.	Mike Tomlin	13
	Andy Reid	13
	John Harbaugh	13
4.	Bill Belichick	11
	Mike McCarthy	11

- Tomlin's .765 win percentage following a bye week is tied for the second-best in the NFL since 2007 (min. 10 games).

BEST WIN PCT. FOLLOWING BYE WEEK – SINCE 2007 (MIN. 10)

RANK	COACH	W	L	T	WIN PCT.
1.	John Harbaugh	13	3	0	.813
2.	Mike Tomlin	13	4	0	.765
	Andy Reid	13	4	0	.765
4.	Mike McCarthy	11	5	0	.688
5.	Sean Payton	10	5	0	.667

- Tomlin's 13 wins following a bye week are tied for the third-most in the NFL since 1990.

MOST WINS FOLLOWING A BYE WEEK – SINCE 1990

RANK	COACH	WINS
1.	Andy Reid	21
2.	Bill Belichick	18
3.	Mike Tomlin	13
	John Harbaugh	13
5.	Tom Coughlin	12
	Mike McCarthy	12

MOST DIFFERENT CURRENT FRANCHISES DEFEATED

Regular Season Only		
Coach	Teams Defeated	Teams Missing
Bill Belichick	32	
Tony Dungy	32	
John Fox	32	
Bill Parcells	32	
Andy Reid	32	
Mike Shanahan	32	
Mike Tomlin	31	Steelers
Bruce Arians	31	Steelers
Pete Carroll	31	Seahawks
Bill Cowher	31	Steelers
John Harbaugh	31	Ravens
Mike Holmgren	31	Washington
Marvin Lewis	31	Bengals
Sean Payton	31	Saints
Marty Schottenheimer	31	Ravens
Ron Rivera	31	Chiefs
Tom Coughlin	30	Chargers, Colts
Jeff Fisher	30	Chargers, Titans
Joe Gibbs	30	Ravens, Washington
Mike McCarthy	30	Packers, Steelers
Wade Phillips	30	Broncos, Cowboys
George Seifert	30	Jaguars, Texans
Dick Vermeil	30	Chiefs, Eagles

*indicates active coach

TOMLIN VS. ROOKIE STARTING QB

- Pittsburgh is 24-6 (.800) in the regular season under head coach Mike Tomlin when facing a rookie starting QB.
- Tomlin's 24 wins when facing a rookie starting QB are tied for the second-most since the 1970 AFL-NFL merger.

- Tomlin's .765 win percentage following a bye week is the third-best in the NFL since 1990 (min. 15 games).

BEST WIN PCT. FOLLOWING A BYE WEEK – SINCE 1990 (MIN. 15)

RANK	COACH	W	L	T	WIN PCT.
1.	Andy Reid	21	4	0	.840
2.	John Harbaugh	13	3	0	.813
3.	Mike Tomlin	13	4	0	.765
4.	Mike McCarthy	12	5	0	.706
5.	Marty Schottenheimer	11	5	0	.688

TOMLIN IN ONE-SCORE GAMES

- Mike Tomlin has guided Pittsburgh to a 98-61-2 (.615) record in regular-season games decided by one score (eight points or less).
- Tomlin's 98 regular-season wins in games decided by one score (eight points or less) are tied for the fifth-most in the League since the 1970 AFL-NFL merger.

MOST WINS IN ONE-SCORE GAMES – SINCE 1970

RANK	COACH	WINS
1.	Bill Belichick	120
2.	Andy Reid	110
3.	Don Shula	106
4.	Dan Reeves	105
5.	Mike Tomlin	98
	Marty Schottenheimer	98

- Tomlin's .615 regular-season win percentage in games decided by one score (eight points or less) is tied for the best in the NFL since the 1970 AFL-NFL merger (min. 100 games).

BEST WIN PCT. IN ONE-SCORE GAMES – SINCE 1970 (MIN. 100)

RANK	COACH	W	L	T	WIN PCT.
1.	Mike Tomlin	98	61	2	.615
	Tony Dungy	67	42	0	.615
3.	Don Shula	106	67	2	.612
4.	Marty Schottenheimer	98	66	1	.597
5.	Bud Grant	67	45	2	.596

- Tomlin's 98 regular-season wins in games decided by one score (eight points or less) are the most in the NFL since 2007.

MOST WINS IN ONE-SCORE GAMES – SINCE 2007

RANK	COACH	WINS
1.	Mike Tomlin	98
2.	Andy Reid	78
3.	John Harbaugh	71
4.	Bill Belichick	69
5.	Mike McCarthy	66

- Tomlin's .615 regular-season win percentage in games decided by one score (eight points or less) is the best in the NFL since 2007 (min. 100 games).

BEST WIN PCT. IN ONE-SCORE GAMES – SINCE 2007 (MIN. 100)

RANK	COACH	W	L	T	WIN PCT.
1.	Mike Tomlin	98	61	2	.615
2.	Bill Belichick	69	50	0	.580
3.	Mike McCarthy	66	52	2	.558
4.	Sean Payton	63	53	0	.543
5.	Andy Reid	78	67	1	.538

TOMLIN VS. AFC

- During his career, Mike Tomlin's regular-season record against the AFC is 127-76-1 (.625).
- Tomlin's 127 regular-season wins against the AFC are the fifth-most in the League since the 1970 AFL-NFL merger.

MOST WINS VS. AFC – SINCE 1970

RANK	COACH	WINS
1.	Bill Belichick	227
2.	Don Shula	190
3.	Chuck Noll	147
4.	Marty Schottenheimer	142
5.	Mike Tomlin	127
6.	Andy Reid	126
7.	Mike Shanahan	116
8.	Bill Cowher	115
	John Harbaugh	115
10.	Marv Levy	112

- Tomlin's .625 regular-season win percentage against the AFC is the seventh-best in the League since the 1970 AFL-NFL merger (min. 100 games).

BEST WIN PCT. VS. AFC – SINCE 1970 (MIN. 100)

RANK	COACH	W	L	T	WIN PCT.
1.	Tony Dungy	79	29	0	.731
2.	John Madden	70	26	5	.724
3.	Andy Reid	126	61	1	.673
4.	Bill Belichick	227	121	0	.652
5.	Don Shula	190	111	2	.631
6.	Bill Cowher	115	68	0	.628
7.	Mike Tomlin	127	76	1	.625
8.	John Harbaugh	115	77	0	.599
	Marty Schottenheimer	142	95	1	.599
10.	Chuck Noll	147	105	1	.583

- Tomlin's 127 regular-season wins against the AFC are the second-most in the NFL since 2007.

MOST WINS VS. AFC – SINCE 2007

RANK	COACH	WINS
1.	Bill Belichick	144
2.	Mike Tomlin	127
3.	John Harbaugh	115
4.	Andy Reid	109
5.	Marvin Lewis	71

- Tomlin's .625 regular-season win percentage against the AFC is the third-best since 2007.

BEST WIN PCT. VS. AFC – SINCE 2007 (MIN. 100)

RANK	COACH	W	L	T	WIN PCT.
1.	Bill Belichick	145	59	0	.711
2.	Andy Reid	109	46	1	.702
3.	Mike Tomlin	127	76	1	.625
4.	John Harbaugh	115	77	0	.599
5.	Gary Kubiak	55	50	0	.524

- Tomlin's regular-season road record against the AFC is 56-45-1 (.554).
- Tomlin's 56 regular-season road wins against the AFC are tied for the fifth-most in the League since the 1970 AFL-NFL merger.

MOST ROAD WINS VS. AFC – SINCE 1970

RANK	COACH	WINS
1.	Bill Belichick	101
2.	Don Shula	80
3.	Andy Reid	61
4.	Marty Schottenheimer	58
5.	Mike Tomlin	56
	Chuck Noll	56
7.	Bill Cowher	51
8.	John Harbaugh	49
	Jeff Fisher	49
10.	Mike Shanahan	48
	Marv Levy	48

- Tomlin's .554 regular-season road win percentage against the AFC is the third-best in the League since the 1970 AFL-NFL merger (min. 75 games).

BEST ROAD WIN PCT. VS. AFC – SINCE 1970 (MIN. 75)

RANK	COACH	W	L	T	WIN PCT.
1.	Andy Reid	61	32	1	.654
2.	Bill Belichick	101	73	0	.580
3.	Mike Tomlin	56	45	1	.554
4.	Bill Cowher	51	42	0	.548
5.	Don Shula	80	70	1	.533
6.	John Harbaugh	49	47	0	.510
7.	Marty Schottenheimer	58	61	1	.487
8.	Mike Shanahan	48	52	0	.480
	Marv Levy	48	52	0	.480
10.	Jeff Fisher	49	59	0	.454

- Tomlin's regular-season home record against the AFC is 71-31 (.696).
- Tomlin's 71 regular-season home wins against the AFC are the fifth-most in the League since the 1970 AFL-NFL merger.

MOST HOME WINS VS. AFC – SINCE 1970

RANK	COACH	WINS
1.	Bill Belichick	126
2.	Don Shula	110
3.	Chuck Noll	91
4.	Marty Schottenheimer	84
5.	Mike Tomlin	71
6.	Mike Shanahan	68
7.	Chuck Knox	67
8.	John Harbaugh	66
9.	Andy Reid	65
10.	Bill Cowher	64
	Dan Reeves	64
	Marv Levy	64

- Tomlin's .696 regular-season home win percentage against the AFC is tied for the seventh-best in the League since the 1970 AFL-NFL merger (min. 75 games).

BEST ROAD WIN PCT. VS. AFC – SINCE 1970 (MIN. 75)

RANK	COACH	W	L	T	WIN PCT.
1.	Bill Belichick	126	48	0	.724
2.	Don Shula	110	41	1	.727
3.	Chuck Noll	91	36	0	.717
4.	Chuck Knox	67	27	0	.713
5.	Marty Schottenheimer	84	34	0	.712
6.	Bill Cowher	64	26	0	.711
7.	Mike Tomlin	71	31	0	.696
	Dan Reeves	64	28	0	.696
9.	Andy Reid	65	29	0	.691
10.	John Harbaugh	66	30	0	.688

- Including the postseason, Tomlin has a .611 win percentage (134-85-1) against the AFC during his 17 years.

TOMLIN VS. NFC

- During his career, **Mike Tomlin's** regular-season record against the NFC is 46-24-1 (.655).
- Tomlin's 46 regular-season wins against the NFC are the fourth-most by an AFC coach since the 1970 AFL-NFL merger.

MOST WINS VS. NFC BY AFC COACH – SINCE 1970

RANK	COACH	WINS
1.	Bill Belichick	75
2.	Don Shula	67
3.	Marty Schottenheimer	52
4.	Mike Tomlin	46
5.	Chuck Noll	45
	John Harbaugh	45

- Tomlin's .659 regular-season win percentage against the NFC is the fifth-best by an AFC coach since the 1970 AFL-NFL merger (min. 50 games).

BEST WIN PCT. VS. NFC BY AFC COACH – SINCE 1970 (MIN. 50)

RANK	COACH	W	L	T	WIN PCT.
1.	Don Shula	67	22	0	.753
2.	Marty Schottenheimer	52	25	0	.675
3.	John Harbaugh	45	22	0	.672
4.	Jeff Fisher	44	22	0	.667
5.	Mike Tomlin	46	24	1	.655

- Tomlin's 46 regular-season wins against the NFC are tied for the most by an AFC coach since 2007.

MOST WINS VS. NFC BY AFC COACH – SINCE 2007

RANK	COACH	WINS
1.	Mike Tomlin	46
	Bill Belichick	46
3.	John Harbaugh	45
4.	Andy Reid	33
5.	Marvin Lewis	25

- Tomlin's .655 regular-season win percentage against the NFC is the fourth-best by an AFC coach since 2007 (min. 25 games).

BEST WIN PCT. VS. NFC BY AFC COACH – SINCE 2007 (MIN. 25)

RANK	COACH	W	L	T	WIN PCT.
1.	Sean McDermott	22	9	0	.710
2.	Andy Reid	33	14	0	.702
3.	John Harbaugh	45	22	0	.672
4.	Mike Tomlin	46	24	1	.655
5.	Bill Belichick	46	25	0	.648

- Tomlin's regular-season home record against the NFC is 26-9-1 (.736).
- Tomlin's 26 regular-season home wins against the NFC are the sixth-most by an AFC coach since the 1970 AFL-NFL merger.

MOST HOME WINS VS. NFC BY AFC COACH – SINCE 1970

RANK	COACH	WINS
1.	Bill Belichick	38
2.	Don Shula	36
3.	Marty Schottenheimer	28
4.	Chuck Noll	27
	John Harbaugh	27
6.	Mike Tomlin	26
7.	Jeff Fisher	22
8.	Bill Cowher	21
	Marvin Lewis	21
	Mike Shanahan	21

- Tomlin's .736 regular-season home win percentage against the NFC is the third-highest by an AFC coach since the 1970 AFL-NFL merger (min. 25 games).

BEST HOME WIN PCT. VS. NFC BY AFC COACH – SINCE 1970 (MIN. 25)

RANK	COACH	W	L	T	WIN PCT.
1.	Don Shula	36	7	0	.837
2.	John Harbaugh	27	7	0	.794
3.	Mike Tomlin	26	9	1	.736
4.	Chuck Noll	27	10	0	.730
5.	Marty Schottenheimer	28	11	0	.718

- Tomlin's 26 regular-season home wins against the NFC are the second-most by an AFC coach since 2007.

MOST HOME WINS VS. NFC BY AFC COACH – SINCE 2007

RANK	COACH	WINS
1.	John Harbaugh	27
2.	Mike Tomlin	26
3.	Bill Belichick	22
4.	Andy Reid	19
5.	Marvin Lewis	14

- Tomlin's .736 regular-season home win percentage against the NFC is the fourth-best by an AFC coach since 2007 (min. 15 games).

BEST HOME WIN PCT. VS. NFC BY AFC COACH – SINCE 2007 (MIN. 15)

RANK	COACH	W	L	T	WIN PCT.
1.	John Harbaugh	27	7	0	.794
2.	Andy Reid	19	5	0	.792
3.	Sean McDermott	12	4	0	.750
4.	Mike Tomlin	26	9	1	.736
5.	Marvin Lewis	14	7	3	.646

- Tomlin's regular-season road record against the NFC is 20-15 (.571).
- Tomlin's 20 regular-season road wins against the NFC are the fifth-most by an AFC coach since the 1970 AFL-NFL merger.

MOST ROAD WINS VS. NFC BY AFC COACH – SINCE 1970

RANK	COACH	WINS
1.	Bill Belichick	37
2.	Don Shula	31
3.	Marty Schottenheimer	24
4.	Jeff Fisher	22
5.	Mike Tomlin	20

- Tomlin's .571 regular-season road win percentage against the NFC is the fifth-best by an AFC coach since the 1970 AFL-NFL merger (min. 25 games).

BEST ROAD WIN PCT. VS. NFC BY AFC COACH – SINCE 1970 (MIN. 25)

RANK	COACH	W	L	T	WIN PCT.
1.	Jeff Fisher	22	10	0	.688
2.	Don Shula	31	15	0	.674
3.	Marty Schottenheimer	24	14	0	.632
4.	Bill Belichick	37	22	0	.627
5.	Mike Tomlin	20	15	0	.571

- Tomlin's 20 regular-season road wins against the NFC are the second-most by an AFC coach since 2007.

MOST ROAD WINS VS. NFC BY AFC COACH – SINCE 2007

RANK	COACH	WINS
1.	Bill Belichick	24
2.	Mike Tomlin	20
3.	John Harbaugh	18
4.	Andy Reid	14
5.	Marvin Lewis	11
	Gary Kubiak	11

- Tomlin's .571 regular-season road winning percentage against the NFC is the fifth-best by an AFC coach since 2007 (min. 15 games).

BEST ROAD WIN PCT. VS. NFC BY AFC COACH – SINCE 2007 (MIN. 15)

RANK	COACH	W	L	T	WIN PCT.
1.	Bill Belichick	24	11	0	.686
2.	Sean McDermott	10	5	0	.667
3.	Gary Kubiak	11	7	0	.611
4.	Andy Reid	14	9	0	.609
5.	Mike Tomlin	20	15	0	.571

- Including the postseason, Tomlin has a .651 winning percentage (47-25-1) against the NFC during his 17 years.

PRIMETIME SPECIALIST

- Mike Tomlin has guided Pittsburgh to a 51-28 (.646) record in regular-season primetime games.
- Tomlin's 79 games coached in primetime (7 p.m. ET or later) are the third-most in the NFL since the start of the 2000 season.

MOST PRIMETIME GAMES – SINCE 2000

RANK	COACH	GAMES
1.	Andy Reid	102
2.	Bill Belichick	96
3.	Mike Tomlin	79
4.	Mike McCarthy	77
5.	Tom Coughlin	61
	Sean Payton	61

- Tomlin's 51 wins in primetime games are the third-most in the NFL since the start of the 2000 season.

MOST PRIMETIME WINS – SINCE 2000

RANK	COACH	WINS
1.	Bill Belichick	61
	Andy Reid	61
3.	Mike Tomlin	51
4.	Mike McCarthy	42
5.	John Harbaugh	39

- Tomlin's .646 win percentage in primetime games is the third-best in the NFL since the start of the 2000 season (min. 50 games).

BEST PRIMETIME WIN PCT. – SINCE 2000 (MIN. 50)

RANK	COACH	W	L	T	WIN PCT.
1.	John Harbaugh	39	17	0	.696
2.	Pete Carroll	35	16	1	.683
3.	Mike Tomlin	51	28	0	.646
4.	Bill Belichick	61	35	0	.635
5.	Sean Payton	38	23	0	.623

- Tomlin's 37 home games coached in primetime are the third-most in the NFL since the start of the 2000 season.

MOST HOME PRIMETIME GAMES – SINCE 2000

RANK	COACH	GAMES
1.	Andy Reid	47
2.	Bill Belichick	45
3.	Mike Tomlin	37
4.	Mike McCarthy	36
5.	Sean Payton	34

- Tomlin's 28 home wins in primetime games are tied for the second-most in the NFL since the start of the 2000 season.

MOST HOME PRIMETIME WINS – SINCE 2000

RANK	COACH	WINS
1.	Bill Belichick	31
2.	Mike Tomlin	28
	Andy Reid	28
4.	Mike McCarthy	27
5.	Pete Carroll	24

- Tomlin's .757 winning percentage in home primetime games is the second-best in the NFL since the start of the 2000 season (min. 25 games).

BEST HOME PRIMETIME WIN PCT. – SINCE 2007 (MIN. 25)

RANK	COACH	W	L	T	WIN PCT.
1.	Pete Carroll	24	7	0	.774
2.	Mike Tomlin	28	9	0	.757
3.	Mike McCarthy	27	9	0	.750
4.	Bill Belichick	31	14	0	.689
5.	Sean Payton	23	11	0	.676

- Tomlin's 42 road games coached in primetime are the third-most in the NFL since the start of the 2000 season.

MOST ROAD PRIMETIME GAMES – SINCE 2000

RANK	COACH	GAMES
1.	Andy Reid	55
2.	Bill Belichick	51
3.	Mike Tomlin	42
4.	Mike McCarthy	41
5.	Tom Coughlin	37

- Tomlin's 23 road wins in primetime games are the third-most in the NFL since the start of the 2000 season.

MOST ROAD PRIMETIME WINS – SINCE 2000

RANK	COACH	WINS
1.	Andy Reid	33
2.	Bill Belichick	30
3.	Mike Tomlin	23
4.	John Harbaugh	19
5.	Tom Coughlin	16

- Tomlin's .537 winning percentage in road primetime games is the fifth-best in the NFL since the start of the 2000 season (min. 25 games).

BEST ROAD PRIMETIME WIN PCT. – SINCE 2000 (MIN. 25)

RANK	COACH	W	L	T	WIN PCT.
1.	Andy Reid	33	22	0	.600
2.	Bill Belichick	30	21	0	.588
3.	John Harbaugh	19	14	0	.576
4.	Sean Payton	15	12	0	.556
5.	Mike Tomlin	23	19	0	.548

- Tomlin's 79 games coached in primetime are the most in the NFL since the start of the 2007 season.

MOST PRIMETIME GAMES – SINCE 2007

RANK	COACH	GAMES
1.	Mike Tomlin	79
2.	Andy Reid	78
3.	Bill Belichick	75
4.	Mike McCarthy	73
5.	Sean Payton	59

- Tomlin's 51 wins in primetime games are the most in the NFL since the start of the 2007 season.

MOST PRIMETIME WINS – SINCE 2007

RANK	COACH	WINS
1.	Mike Tomlin	51
2.	Bill Belichick	49
3.	Andy Reid	44
4.	Mike McCarthy	40
5.	John Harbaugh	39

- Tomlin's .646 win percentage in primetime games is the fourth-best in the NFL since the start of the 2007 season (min. 50 games).

BEST PRIMETIME WIN PCT. – SINCE 2007 (MIN. 50)

RANK	COACH	W	L	T	WIN PCT.
1.	John Harbaugh	39	17	0	.696
2.	Pete Carroll	35	16	1	.683
3.	Bill Belichick	49	26	0	.653
4.	Mike Tomlin	51	28	0	.646
5.	Sean Payton	36	23	0	.610

- Tomlin's 37 home games coached in primetime are the second-most in the NFL since the start of the 2007 season.

MOST HOME PRIMETIME GAMES – SINCE 2007

RANK	COACH	GAMES
1.	Andy Reid	38
2.	Mike Tomlin	37
3.	Mike McCarthy	35
4.	Bill Belichick	33
	Sean Payton	33

- Tomlin's 28 home wins in primetime games are the most in the NFL since the start of the 2007 season.

MOST HOME PRIMETIME WINS – SINCE 2007

RANK	COACH	WINS
1.	Mike Tomlin	28
2.	Mike McCarthy	26
3.	Bill Belichick	24
	Pete Carroll	24
5.	Andy Reid	22
	Sean Payton	22

- Tomlin's .757 winning percentage in home primetime games is the second-best in the NFL since the start of the 2007 season (min. 25 games).

BEST HOME PRIMETIME WIN PCT. – SINCE 2007 (MIN. 25)

RANK	COACH	W	L	T	WIN PCT.
1.	Pete Carroll	24	7	0	.774
2.	Mike Tomlin	28	9	0	.757
3.	Mike McCarthy	26	9	0	.743
4.	Bill Belichick	24	9	0	.727
5.	Sean Payton	22	11	0	.667

- Tomlin's 42 road games coached in primetime are tied for the most in the NFL since the start of the 2007 season.

MOST ROAD PRIMETIME GAMES – SINCE 2007

RANK	COACH	GAMES
1.	Mike Tomlin	42
	Bill Belichick	42
3.	Andy Reid	40
4.	Mike McCarthy	38
5.	John Harbaugh	33

- Tomlin's 23 road wins in primetime games are the second-most in the NFL since the start of the 2007 season.

MOST ROAD PRIMETIME WINS – SINCE 2007

RANK	COACH	WINS
1.	Bill Belichick	25
2.	Mike Tomlin	23
3.	Andy Reid	22
4.	John Harbaugh	19
5.	Mike McCarthy	14
	Sean McCarthy	14

- Tomlin's .548 winning percentage in road primetime games is the fourth-best in the NFL since the start of the 2007 season (min. 25 games).

BEST ROAD PRIMETIME WIN PCT. – SINCE 2007 (MIN. 25)

RANK	COACH	W	L	T	WIN PCT.
1.	Bill Belichick	25	17	0	.595
2.	John Harbaugh	19	14	0	.576
3.	Andy Reid	22	18	0	.550
4.	Mike Tomlin	23	19	0	.548
5.	Sean Payton	14	12	0	.538

TOMLIN ON MONDAY NIGHT FOOTBALL

- Mike Tomlin has guided the Steelers to a 20-3 (.870) record in Monday Night Football contests, including 10-0 (1.000) at Acrisure Stadium and 10-3 (.769) on the road.
- Tomlin's 23 Monday Night Football games coached are the fourth-most since MNF debuted in 1970.

MOST MNF GAMES – SINCE 1970

RANK	COACH	GAMES
1.	Andy Reid	35
2.	Bill Belichick	33
3.	Sean Payton	27
4.	Mike Tomlin	23
5.	Mike McCarthy	21
	Mike Shanahan	21

- Tomlin's 20 wins on Monday Night Football are the third-most since MNF debuted in 1970.

MOST MNF WINS – SINCE 1970

RANK	COACH	WINS
1.	Bill Belichick	22
	Andy Reid	22
3.	Mike Tomlin	20
4.	Sean Payton	18
5.	Pete Carroll	14

- Tomlin's .870 win percentage on Monday Night Football is the highest since MNF debuted in 1970 (min. 15 games).

- Tomlin's 10 home wins on Monday Night Football are the third-most since MNF debuted in 1970.

BEST MNF WIN PCT. – SINCE 1970 (MIN. 15)

RANK	COACH	W	L	T	WIN PCT.
1.	Mike Tomlin	20	3	0	.870
2.	Pete Carroll	14	4	0	.778
3.	Bill Belichick	22	11	0	.667
	Sean Payton	18	9	0	.667
5.	John Harbaugh	13	7	0	.650

- Tomlin's 23 Monday Night Football games coached are tied for the second-most since the start of the 2007 season.

MOST HOME MNF WINS – SINCE 1970

RANK	COACH	WINS
1.	Andy Reid	11
	Sean Payton	11
3.	Mike Tomlin	10
4.	Bill Belichick	9
	Pete Carroll	9

- Tomlin's .870 home win percentage on Monday Night Football is the highest since MNF debuted in 1970 (min. 10 games).

MOST MNF GAMES – SINCE 2007

RANK	COACH	GAMES
1.	Sean Payton	26
2.	Mike Tomlin	23
	Bill Belichick	23
4.	Andy Reid	20
	John Harbaugh	20

- Tomlin's 20 wins on Monday Night Football are the most in the NFL since the start of the 2007 season.

BEST HOME MNF WIN PCT. – SINCE 1970 (MIN. 10)

RANK	COACH	W	L	T	WIN PCT.
1.	Mike Tomlin	10	0	0	1.000
2.	Pete Carroll	9	2	0	.818
3.	Bill Belichick	9	3	0	.750
4.	Jon Gruden	7	3	0	.700
	Mike McCarthy	7	3	0	.700

- Tomlin's 10 Monday Night Football home games coached are tied for the fourth-most since the start of the 2007 season.

MOST MNF WINS – SINCE 2007

RANK	COACH	WINS
1.	Mike Tomlin	20
2.	Sean Payton	17
3.	Bill Belichick	16
4.	Pete Carroll	14
5.	John Harbaugh	13

- Tomlin's .870 win percentage on Monday Night Football is the highest since the start of the 2007 season (min. 15 games).

MOST HOME MNF GAMES – SINCE 1970

RANK	COACH	GAMES
1.	Sean Payton	16
2.	Andy Reid	11
	Pete Carroll	11
4.	Mike Tomlin	10
	Mike McCarthy	10

- Tomlin's 10 home wins on Monday Night Football are tied for the most in the NFL since the start of the 2007 season.

BEST MNF WIN PCT. – SINCE 2007 (MIN. 15)

RANK	COACH	W	L	T	WIN PCT.
1.	Mike Tomlin	20	3	0	.870
2.	Pete Carroll	14	4	0	.778
3.	Bill Belichick	16	7	0	.696
4.	Sean Payton	17	9	0	.654
5.	John Harbaugh	13	7	0	.650

- Tomlin's 10 Monday Night Football home games coached are tied for the sixth-most since MNF debuted in 1970.

MOST HOME MNF WINS – SINCE 2007

RANK	COACH	WINS
1.	Mike Tomlin	10
	Sean Payton	10
3.	Pete Carroll	9
4.	Andy Reid	7
	Bill Belichick	7
	Mike McCarthy	7

- Tomlin's 1.000 home win percentage on Monday Night Football is the best since the start of the 2007 season (min. 10 games).

MOST HOME MNF GAMES – SINCE 1970

RANK	COACH	GAMES
1.	Andy Reid	18
2.	Sean Payton	17
3.	Mike Shanahan	13
4.	Bill Belichick	12
5.	Pete Carroll	11
6.	Mike Tomlin	10
	Mike McCarthy	10
	Jon Gruden	10

BEST ROAD MNF WIN PCT. – SINCE 2007 (MIN. 10)

RANK	COACH	W	L	T	WIN PCT.
1.	Mike Tomlin	10	0	0	1.000
2.	Pete Carroll	9	2	0	.818
3.	Mike McCarthy	7	3	0	.700
4.	Andy Reid	7	4	0	.636
5.	Sean Payton	10	6	0	.625

- Tomlin's 13 Monday Night Football road games coached are the fifth-most since MNF debuted in 1970.

MOST ROAD MNF GAMES – SINCE 1970

RANK	COACH	GAMES
1.	Bill Belichick	21
2.	Andy Reid	17
3.	John Harbaugh	16
4.	Tom Coughlin	15
5.	Mike Tomlin	13

- Tomlin's 10 road wins on Monday Night Football are tied for the third-most since MNF debuted in 1970.

MOST ROAD MNF WINS – SINCE 1970

RANK	COACH	WINS
1.	Bill Belichick	13
2.	Andy Reid	11
3.	Mike Tomlin	10
	John Harbaugh	10
5.	Sean Payton	7
	Tom Coughlin	7

- Tomlin's .769 road win percentage on Monday Night Football is the highest since MNF debuted in 1970 (min. 10 games).

BEST ROAD MNF WIN PCT. – SINCE 1970 (MIN. 10)

RANK	COACH	W	L	T	WIN PCT.
1.	Mike Tomlin	10	3	0	.769
2.	Sean Payton	7	3	0	.700
3.	Andy Reid	11	6	0	.647
4.	John Harbaugh	10	6	0	.625
5.	Bill Belichick	13	8	0	.619

- Tomlin's 13 Monday Night Football road games coached are the third-most since the start of the 2007 season.

MOST ROAD MNF GAMES – SINCE 2007

RANK	COACH	GAMES
1.	John Harbaugh	16
2.	Bill Belichick	14
3.	Mike Tomlin	13
4.	Sean Payton	10
	Tom Coughlin	10

- Tomlin's 10 road wins on Monday Night Football are tied for the most in the NFL since the start of the 2007 season.

MOST ROAD MNF WINS – SINCE 2007

RANK	COACH	WINS
1.	Mike Tomlin	10
2.	John Harbaugh	9
	Bill Belichick	9
4.	Sean Payton	6
5.	Andy Reid	5
	Tom Coughlin	5

- Tomlin's .769 road winning percentage on Monday Night Football is the best since the start of the 2007 season (min. 10 games).

BEST ROAD MNF WIN PCT. – SINCE 2007 (MIN. 10)

RANK	COACH	W	L	T	WIN PCT.
1.	Mike Tomlin	10	3	0	.769
2.	Sean Payton	7	3	0	.700
3.	Bill Belichick	9	5	0	.643
4.	John Harbaugh	10	6	0	.625
5.	Tom Coughlin	5	5	0	.500

TOMLIN IN HIS FIRST 275 CAREER NFL GAMES

- Mike Tomlin became the 16th, second active, and 14th since the 1970 AFL-NFL merger, head coach in NFL history to coach in 275 regular-season games.

MOST REGULAR-SEASON GAMES – SINCE 1970

RANK	COACH	GAMES
1.	Bill Belichick	467
2.	Andy Reid	403
3.	Don Shula	392
4.	Dan Reeves	357
5.	Jeff Fisher	339
6.	Chuck Knox	334
7.	Chuck Noll	328
8.	Marty Schottenheimer	327
9.	Tom Coughlin	320
10.	Mike Shanahan	308
11.	Bill Parcells	303
12.	Pete Carroll	291
13.	Tom Landry	280
14.	Mike Tomlin	275
15.	Mike Holmgren	272

- Tomlin also became the fourth head coach to coach in 275 regular-season games with one team since the 1970 AFL-NFL merger.

MOST REGULAR-SEASON GAMES – ONE TEAM – SINCE 1970

RANK	COACH, TEAM	GAMES
1.	Bill Belichick, New England Patriots	387
2.	Chuck Noll, Pittsburgh Steelers	328
3.	Tom Landry, Dallas Cowboys	280
4.	Mike Tomlin, Pittsburgh Steelers	275
5.	Jeff Fisher, Tennessee Titans	262

- Tomlin's 173 regular-season wins in his first 275 games are the fifth-most in NFL history.

MOST REGULAR-SEASON WINS – FIRST 275 GAMES – NFL HISTORY

RANK	COACH	WINS
1.	Don Shula	195
2.	George Halas	190
3.	Curly Lambeau	185
4.	Bill Belichick	176
5.	Mike Tomlin	173

- Tomlin's 173 regular-season wins in his first 275 games are the second-most since the 1970 AFL-NFL merger.

MOST REGULAR-SEASON WINS – FIRST 275 GAMES – SINCE 1970

RANK	COACH	WINS
1.	Bill Belichick	176
2.	Mike Tomlin	173
3.	Mike McCarthy	167
4.	Chuck Knox	166
5.	Marty Schottenheimer	163
	Andy Reid	163

AMONG COACHES IN FIRST 17 YEARS

- Mike Tomlin earned his 173rd regular-season victory in Week 18 of 2023 at Baltimore, and accumulated a 173-100-2 regular-season record in his first 17 seasons as a head coach in the NFL (2007-23).
- Tomlin's 173 regular-season wins are the third-most in a coach's first 17 career seasons.

MOST WINS – FIRST 17 SEASONS

RANK	COACH	YEARS	WINS
1.	Bill Belichick	1991-95, 2000-11	175
	Don Shula	1963-79	175
3.	Mike Tomlin	2007-23	173
4.	Mike McCarthy	2006-18, 2020-23	167
5.	Pete Carroll	1994, 1997-99, 2010-23	162

- Tomlin's .633 regular-season win percentage is tied for the sixth-best by a head coach in his first 17 career seasons.

BEST WIN PCT. – FIRST 17 SEASONS

RANK	COACH	YEARS	WIN PCT.
1.	George Halas	1920-29, 1933-39	.747
2.	Don Shula	1963-79	.738
3.	Curly Lambeau	1921-37	.703
4.	Steve Owen	1930-46	.651
5.	Bill Belichick	1991-95, 2000-11	.643
6.	Mike Tomlin	2007-23	.633
	Bud Grant	1967-83	.633

TOMLIN IN 17

- Mike Tomlin's 173 regular-season wins in his first 17 seasons rank as the most wins in team history for any coach in his first 17 campaigns, and his two Super Bowl appearances rank second in the franchise for a coach in his first 17 seasons.
- Tomlin's 11 postseason berths rank first in a coach's first 17 seasons with the Steelers and his seven division titles rank tied for second.

STEELERS HEAD COACHES RECORD THROUGH 17 SEASONS

RANK	COACH	RECORD	YEARS
1.	Mike Tomlin	173-100-1 (.633)	2007-23
2.	Chuck Noll	149-97-1 (.605)	1969-85
RANK	COACH	SUPER BOWL APP.	TITLES
1.	Chuck Noll	4 (1974, '75, '78, '79)	4 (1974, '75, '78, '79)
2.	Mike Tomlin	2 (2008, '10)	1 (2008)
RANK	COACH	PLAYOFF APP.	YEARS
1.	Mike Tomlin	11	2007-08, '10-11, '14-17, '20-'21, '22
2.	Chuck Noll	10	1972-79, 1982-83
RANK	COACH	DIVISION TITLES	YEARS
1.	Mike Tomlin	7 (AFC North)	2007-08, '10, '14, '16-17, '20
	Chuck Noll	7 (AFC Central)	1972, '74-79
	Bill Cowher	8 (AFC Central/North)	1992, '94-97, 2001, '02, '04

*Cowher coached just 15 seasons

TOMLIN'S RECORD WHEN			
Overall	173	100	2
Home	97	40	1
Away	76	60	1
In overtime	9	7	2
Grass	135	73	2
Turf	38	27	0
Indoors	15	8	0
Outdoors	158	92	2
AFC	127	76	1
AFC North	70	31	1
AFC East	15	20	0
AFC South	25	10	0
AFC West	17	15	0
NFC	46	24	1
NFC North	10	6	1
NFC East	10	7	0
NFC South	12	4	0
NFC West	14	7	0
Playoffs	8	9	0
Wild Card	2	5	0
Divisional	3	2	0
Title Game	2	1	0
Super Bowl	1	1	0
On Sunday Night Football	20	14	0
On Monday Night Football	20	3	0
On Thursday Night Football	9	10	0
On Saturday	4	1	0
On Sunday at 1 p.m. ET	91	43	2
On Sunday at 4:25 p.m. ET	28	27	1
In September	30	26	1
In October	43	21	0
In November	44	23	1
In December	46	29	0
In January	10	1	0
Coming off a loss	61	35	0
Coming off a win	102	57	1
Coming off a tie	0	2	0
Opponent Coming off a loss	74	50	1
Opponent Coming off a win	88	43	0
Opponent Coming off a tie	1	0	0
Coming off a Bye	13	4	0
Opponent coming off a Bye	9	7	1
Scoring first	108	36	2
Opponent scores first	65	64	0
Leading at any point	171	57	2
Trailing at any point	103	99	1
Leading at halftime	119	22	1
Tied at halftime	14	9	1
Trailing at halftime	40	69	0
Decided by 3 points or fewer	37	31	2
Decided by 7 points or fewer	90	59	2
Decided by 8 pts or fewer	98	60	2
*Opp. Missed Playoffs	102	56	2
*Opp. Lost Wild Card	28	15	0
*Opp. Lost Divisional Playoff	28	12	0
*Opp. Lost Title Game	9	8	0
*Opp. Lost Super Bowl	4	3	0
*Opp. Won Super Bowl	2	6	0

TOMLIN'S RECORD WHEN			
Leading after three quarters	128	17	1
Tied after three quarters	12	8	0
Trailing after three quarters	33	75	1
Scoring 40+ points	11	0	0
Scoring 30-39 points	39	9	0
Scoring 20-29 points	89	28	1
Scoring 0-19 points	34	63	1
Allowing 40+ points	0	5	0
Allowing 30-39 points	5	28	0
Allowing 20-29 points	48	49	1
Allowing 0-19 Points	121	17	1
3 days rest	8	9	0
4 days rest	1	1	0
5 days rest	15	8	1
6 days rest	95	64	0
7 days rest	18	2	0
9 days rest	14	5	0
10 days rest	1	1	0
12 days rest	0	1	0
13 days rest	9	3	0
14 days rest	2	0	0
Opp. 3 days rest	8	9	0
Opp. 5 days rest	10	8	0
Opp. 6 days rest	111	61	0
Opp. 7 days rest	16	3	0
Opp. 8 days rest	1	0	0
Opp. 9 days rest	6	5	0
Opp. 10 days rest	2	1	0
Opp. 13 days rest	8	7	1
Opp. 14 days rest	1	0	0
Outrushing opponent	122	26	0
Getting outrushed	50	74	2
Rushing Yards tied	1	0	0
Passing for more yards	54	39	0
Passing for fewer yards	119	61	2
Outgaining opponent	130	42	2
Outgained by opponent	43	58	0
Clear	146	88	1
Rain	23	9	1
Snow	4	3	0
Below 32-degrees	15	7	0
Above 32-degrees	158	93	2
Winning time of possession	129	41	2
Losing time of possession	44	59	0
Scoring a defensive TD	30	2	0
Allowing a defensive TD	7	13	0
Scoring a special teams TD	11	0	0
Allowing a special teams TD	6	7	0
Fewer penalty yards	95	54	1
More penalty yards	78	46	1
Winning turnover battle	101	16	0
Losing turnover battle	26	64	2
Tied turnover battled	46	20	0
-1 Turnovers	20	28	0
-2 Turnovers	3	14	0
-3 Turnovers	3	11	1
-4 Turnovers	0	8	0
-5 Turnovers	0	1	1

TOMLIN'S RECORD WHEN			
-7 Turnovers	0	2	0
+1 Turnovers	44	13	0
+2 Turnovers	35	2	0
+3 Turnovers	14	1	0
+4 Turnovers	6	0	0
+5 Turnovers	1	0	0
+6 Turnovers	1	0	0
100-yard rusher	57	9	2
100-yard receiver	67	41	1
200-yard passer	127	69	2
200-yard rusher	2	0	0
200-yard receiver	2	1	0
300-yard passer	38	27	1
400-yard passer	4	7	0
500-yard passer	3	0	0
Opp. 100-yard rusher	15	26	2
Opp. 100-yard receiver	46	36	1
Opp. 200-yard passer	101	64	0
Opp. 200-yard rusher	0	2	0
Opp. 200-yard receiver	2	0	0
Opp. 300-yard passer	23	21	0
Opp. 400-yard passer	4	1	0
Opp. 500-yard passer	0	0	0
Rookie Starting QB	9	8	0
Vs. Rookie Starting QB	24	6	0
Arizona Cardinals	3	2	0
Atlanta Falcons	4	0	0
Baltimore Ravens	19	15	0
Buffalo Bills	5	3	0
Carolina Panthers	4	0	0
Chicago Bears	1	3	0
Cincinnati Bengals	25	9	0
Cleveland Browns	26	7	1
Dallas Cowboys	2	2	0
Denver Broncos	4	3	0
Detroit Lions	3	0	1
Green Bay Packers	4	1	0
Houston Texans	4	2	0
Indianapolis Colts	8	2	0
Jacksonville Jaguars	5	3	0
Kansas City Chiefs	5	4	0
Las Vegas Raiders	3	5	0
L.A. Chargers	4	3	0
L.A. Rams	5	0	0
Miami Dolphins	4	3	0
Minnesota Vikings	2	2	0
New England Patriots	3	9	0
New Orleans Saints	1	3	0
N.Y. Giants	3	1	0
N.Y. Jets	3	5	0
Philadelphia Eagles	2	3	0
San Francisco 49ers	2	3	0
Seattle Seahawks	4	2	0
Tampa Bay Buccaneers	3	1	0
Tennessee Titans	8	3	0
Washington Football Team	3	1	0

AMERICAN FOOTBALL CONFERENCE

EAST DIVISION

TEAM	W	L	T	PCT	PF	PA	NET PTS	HOME	AWAY	CONF	DIV	STREAK
Buffalo Bills	11	6	0	.647	451	311	140	7-2-0	4-4-0	7-5-0	4-2-0	Won 5
Miami Dolphins	11	6	0	.647	496	391	105	7-2-0	4-4-0	7-5-0	4-2-0	Lost 2
New York Jets	7	10	0	.412	268	355	-87	4-5-0	3-5-0	4-8-0	2-4-0	Won 1
New England Patriots	4	13	0	.235	236	366	-130	1-8-0	3-5-0	4-8-0	2-4-0	Lost 2

NORTH DIVISION

TEAM	W	L	T	PCT	PF	PA	NET PTS	HOME	AWAY	CONF	DIV	STREAK
Baltimore Ravens	13	4	0	.765	483	280	203	6-3-0	7-1-0	8-4-0	3-3-0	Lost 1
Cleveland Browns	11	6	0	.647	396	362	34	8-1-0	3-5-0	8-4-0	3-3-0	Lost 1
Pittsburgh Steelers	10	7	0	.588	304	324	-20	5-4-0	5-3-0	7-5-0	5-1-0	Won 3
Cincinnati Bengals	9	8	0	.529	366	384	-18	6-3-0	3-5-0	4-8-0	1-5-0	Won 1

SOUTH DIVISION

TEAM	W	L	T	PCT	PF	PA	NET PTS	HOME	AWAY	CONF	DIV	STREAK
Houston Texans	10	7	0	.588	377	353	24	6-3-0	4-4-0	7-5-0	4-2-0	Won 2
Jacksonville Jaguars	9	8	0	.529	377	371	6	4-5-0	5-3-0	6-6-0	4-2-0	Lost 1
Indianapolis Colts	9	8	0	.529	396	415	-19	4-5-0	5-3-0	7-5-0	3-3-0	Lost 1
Tennessee Titans	6	11	0	.353	305	367	-62	5-4-0	1-7-0	4-8-0	1-5-0	Won 1

WEST DIVISION

TEAM	W	L	T	PCT	PF	PA	NET PTS	HOME	AWAY	CONF	DIV	STREAK
Kansas City Chiefs	11	6	0	.647	371	294	77	5-4-0	6-2-0	9-3-0	4-2-0	Won 2
Las Vegas Raiders	8	9	0	.471	332	331	1	6-3-0	2-6-0	6-6-0	4-2-0	Won 1
Denver Broncos	8	9	0	.471	357	413	-56	5-4-0	3-5-0	5-7-0	3-3-0	Lost 1
Los Angeles Chargers	5	12	0	.294	346	398	-52	2-7-0	3-5-0	3-9-0	1-5-0	Lost 5

NATIONAL FOOTBALL CONFERENCE

EAST DIVISION

TEAM	W	L	T	PCT	PF	PA	NET PTS	HOME	AWAY	CONF	DIV	STREAK
Dallas Cowboys	12	5	0	.706	509	315	194	8-0-0	4-5-0	9-3-0	5-1-0	Won 2
Philadelphia Eagles	11	6	0	.647	433	428	5	6-2-0	5-4-0	7-5-0	4-2-0	Lost 2
New York Giants	6	11	0	.353	266	407	-141	4-4-0	2-7-0	5-7-0	3-3-0	Won 1
Washington Commanders	4	13	0	.235	329	518	-189	1-7-0	3-6-0	2-10-0	0-6-0	Lost 8

NORTH DIVISION

TEAM	W	L	T	PCT	PF	PA	NET PTS	HOME	AWAY	CONF	DIV	STREAK
Detroit Lions	12	5	0	.706	461	395	66	6-2-0	6-3-0	8-4-0	4-2-0	Won 1
Green Bay Packers	9	8	0	.529	383	350	33	5-3-0	4-5-0	7-5-0	4-2-0	Won 3
Minnesota Vikings	7	10	0	.412	344	362	-18	2-6-0	5-4-0	6-6-0	2-4-0	Lost 4
Chicago Bears	7	10	0	.412	360	379	-19	5-3-0	2-7-0	6-6-0	2-4-0	Lost 1

SOUTH DIVISION

TEAM	W	L	T	PCT	PF	PA	NET PTS	HOME	AWAY	CONF	DIV	STREAK
Tampa Bay Buccaneers	9	8	0	.529	348	325	23	4-4-0	5-4-0	7-5-0	4-2-0	Won 1
New Orleans Saints	9	8	0	.529	402	327	75	5-3-0	4-5-0	6-6-0	4-2-0	Won 2
Atlanta Falcons	7	10	0	.412	321	373	-52	5-3-0	2-7-0	4-8-0	3-3-0	Lost 2
Carolina Panthers	2	15	0	.118	236	416	-180	2-6-0	0-9-0	1-11-0	1-5-0	Lost 3

WEST DIVISION

TEAM	W	L	T	PCT	PF	PA	NET PTS	HOME	AWAY	CONF	DIV	STREAK
San Francisco 49ers	12	5	0	.706	491	298	193	5-3-0	7-2-0	10-2-0	5-1-0	Lost 1
Los Angeles Rams	10	7	0	.588	404	377	27	5-3-0	5-4-0	8-4-0	5-1-0	Won 4
Seattle Seahawks	9	8	0	.529	364	402	-38	5-3-0	4-5-0	7-5-0	2-4-0	Won 1
Arizona Cardinals	4	13	0	.235	330	455	-125	2-6-0	2-7-0	3-9-0	0-6-0	Lost 1

STEELERS 2023 REGULAR SEASON RECORD WHEN...

CATEGORY	2023 SEASON		CATEGORY	2023 SEASON	
	W-L			W-L	
STEELERS AT ACRISURE STADIUM	5-4		IN SEPTEMBER	2-1	
STEELERS ON THE ROAD	5-3		IN OCTOBER	2-2	
STEELERS ON GRASS	7-5		IN NOVEMBER	3-1	
STEELERS ON ARTIFICIAL TURF	3-2		IN DECEMBER	2-3	
STEELERS IN DOMES	0-0		IN JANUARY	1-0	
STEELERS IN RETRACTABLE ROOF STADIUMS	0-0				
STEELERS OUTDOORS	2-0		ON SUNDAY NIGHT	1-0	
STEELERS INDOORS	0-0		ON THURSDAY NIGHT	1-1	
			ON MONDAY NIGHT	1-0	
STEELERS SCORE FIRST	7-2		ON SATURDAY	2-1	
OPPONENT SCORES FIRST	3-5				
STEELERS SCORE ON FIRST POSSESSION	3-2		DAY GAMES	7-6	
STEELERS SCORE 20 OR MORE POINTS	7-0		KICKOFF AT 12:00 EST	0-0	
STEELERS SCORE 19 OR LESS POINTS	3-7		KICKOFF AT 3:00/3:05/3:15/3:35 EST	0-0	
STEELERS ALLOW 20 OR MORE	2-6		NIGHT GAMES	3-1	
STEELERS ALLOW 19 OR LESS POINTS	8-1				
			VS. AFC NORTH OVERALL	5-1	
STEELERS LEAD AFTER 1ST QUARTER	5-1		VS. AFC NORTH AT HOME	3-0	
STEELERS TRAIL AFTER 1ST QUARTER	1-5		VS. AFC NORTH ON THE ROAD	2-1	
SCORE TIED AFTER 1ST QUARTER	4-1				
STEELERS LEAD AT HALFTIME	5-0		VS. AFC	7-5	
STEELERS TRAIL AT HALFTIME	4-7		VS. AFC EAST	0-1	
SCORE TIED AT HALFTIME	1-0		VS. AFC SOUTH	1-3	
STEELERS LEAD AFTER 3RD QUARTER	5-0		VS. AFC WEST	1-0	
STEELERS TRAIL AFTER 3RD QUARTER	4-7				
SCORE TIED AFTER 3RD QUARTER	1-0		VS. NFC	3-2	
GAME GOES TO OVERTIME	0-0		VS. NFC EAST	0-0	
			VS. NFC SOUTH	0-0	
STEELERS HAVE + TURNOVER RATIO	8-2		VS. NFC NORTH	1-0	
STEELERS HAVE - TURNOVER RATIO	0-4		VS. NFC WEST	2-2	
TURNOVER RATIO EVEN	2-1				
STEELERS HAVE 30:00+TOP	5-2				
STEELERS HAVE LESS THAN 30:00 TOP	5-5				
STEELERS HAVE 100-YARD RUSHER	3-1				
STEELERS HAVE 300 NET PASSING YARDS	0-0				
STEELERS HAVE 1 100-YARD RECEIVER	6-0				
STEELERS HAVE 2 100-YARD RECEIVERS	0-0				
STEELERS WIN COIN TOSS	5-5				
STEELERS LOSE COIN TOSS	5-2				



17

AFC WILD CARD PLAYOFF GAME
 Pittsburgh Steelers 17, Buffalo Bills 31
 70,040 🏟️ Highmark Stadium 🏟️ Jan 15, 2024



31

Pittsburgh Steelers	0	7	3	7	—	17
Buffalo Bills	14	7	3	7	—	31

SCORING DRIVES

TEAM	QTR	TIME	SCORING PLAY	PIT	BUF
Bills	1	07:02	D.Knox 9 yd. pass from J.Allen (T.Bass kick) (10-80, 5:33)	0	7
Bills	1	04:10	D.Kincaid 29 yd. pass from J.Allen (T.Bass kick) (1-29, 0:05)	0	14
Bills	2	07:01	J.Allen 52 yd. run (T.Bass kick) (8-80, 3:51)	0	21
Steelers	2	01:39	D.Johnson 10 yd. pass from M.Rudolph (C.Boswell kick) (5-33, 0:35)	7	21
Steelers	3	08:50	C.Boswell 40 yd. Field Goal (9-38, 4:34)	10	21
Bills	3	01:32	T.Bass 45 yd. Field Goal (14-48, 7:18)	10	24
Steelers	4	10:32	C.Austin 7 yd. pass from M.Rudolph (C.Boswell kick) (12-75, 6:00)	17	24
Bills	4	06:27	K.Shakir 17 yd. pass from J.Allen (T.Bass kick) (7-70, 4:05)	17	31

PITTSBURGH STEELERS

PASSING	ATT	CP	YDS	SK/YD	TD	LG	INT	RTG
Mason Rudolph	39	22	229	1/11	2	33	1	80.0
TOTAL	39	22	229	1/11	2	33	1	80.0

RUSHING	ATT	YDS	AVG	LG	TD
Jaylen Warren	8	38	4.8	12	0
Najee Harris	12	37	3.1	11	0
Mason Rudolph	2	16	8.0	10	0
George Pickens	1	15	15.0	15	0
TOTAL	23	106	4.6	15	0

RECEIVING	NO	YDS	AVG	LG	TD
Pat Freiermuth	5	76	15.2	33	0
George Pickens	5	50	10.0	19	0
Diontae Johnson	4	48	12.0	19	1
Jaylen Warren	2	16	8.0	16	0
Najee Harris	2	15	7.5	10	0
Allen Robinson II	2	12	6.0	13	0
Calvin Austin III	1	7	7.0	7t	1
Connor Heyward	1	5	5.0	5	0
TOTAL	22	229	10.4	33	2

TOP DEFENSE	TOT	SOLO	AST	SCK	YDS	INT
Minkah Fitzpatrick	10	5	5	0.0	0.0	0
Eric Rowe	8	6	2	0.0	0.0	0
Cameron Heyward	6	4	2	0.0	0.0	0

FIELD GOALS	FGM/FGA	PERCENT	RESULTS
Chris Boswell	1-1	100.0	(40)
TOTAL	1-1	100.0	

BUFFALO BILLS

PASSING	ATT	CP	YDS	SK/YD	TD	LG	INT	RTG
Josh Allen	30	21	203	2/14	3	34	0	121.9
TOTAL	30	21	203	2/14	3	34	0	121.9

RUSHING	ATT	YDS	AVG	LG	TD
James Cook	18	79	4.4	12	0
Josh Allen	8	74	9.3	52t	1
Ty Johnson	8	26	3.3	11	0
TOTAL	34	179	5.3	52T	1

RECEIVING	NO	YDS	AVG	LG	TD
Stefon Diggs	7	52	7.4	12	0
James Cook	4	5	1.3	4	0
Dalton Kincaid	3	59	19.7	29t	1
Khalil Shakir	3	31	10.3	17t	1
Latavius Murray	2	13	6.5	9	0
Deonte Harty	1	34	34.0	34	0
Dawson Knox	1	9	9.0	9t	1
TOTAL	21	203	9.7	34	3

TOP DEFENSE	TOT	SOLO	AST	SCK	YDS	INT
A.J. Klein	11	7	4	0.0	0.0	0
Dorian Williams	7	4	3	0.0	0.0	0
Jordan Poyer	6	4	2	0.0	0.0	0

FIELD GOALS	FGM/FGA	PERCENT	RESULTS
Tyler Bass	1-3	33.3	(49, 45, 27)
TOTAL	1-3	33.0	

Team Statistics

	Steelers	Bills
First Downs	22	24
3rd-Down Eff. (Made/Att/Pct)	5/11/45%	5/12/42%
4th-Down Eff. (Made/Att/Pct)	0/1/0%	1/1/100%
Total Net Yards	324	368
Total Plays	63	66
Yards Per Play	5.1	5.6
Rushes/Net Yards	23/106	34/179
Net Passing	218	189
Pass Attempts/Completions	39/22	30/21
Had Intercepted	1	0
Sacked/Yards Lost	1/11	2/14
Punts/Average	4/38.5	3/48.0
Penalties/Yards	6/50	2/24
Fumbles/Lost	2/1	0/0
Possession Time	26:41	33:19



17

WEEK 18
Pittsburgh Steelers 17, Baltimore Ravens 10
 70,355 M&T Bank Stadium Jan 6, 2024



10

Pittsburgh Steelers	7	0	0	10	—	17
Baltimore Ravens	0	7	0	3	—	10

SCORING DRIVES

TEAM	QTR	TIME	SCORING PLAY	PIT	BAL
Steelers	1	02:36	N.Harris 6 yd. run (C.Boswell kick) (12-76, 7:32)	7	0
Ravens	2	02:19	I.Likely 27 yd. pass from T.Huntley (J.Tucker kick) (6-71, 2:48)	7	7
Steelers	4	14:49	D.Johnson 71 yd. pass from M.Rudolph (C.Boswell kick) (6-89, 3:01)	14	7
Steelers	4	03:13	C.Boswell 25 yd. Field Goal (9-25, 4:01)	17	7
Ravens	4	00:16	J.Tucker 36 yd. Field Goal (12-57, 2:57)	17	10

PITTSBURGH STEELERS

PASSING	ATT	CP	YDS	SK/YD	TD	LG	INT	RTG
Mason Rudolph	20	18	152	3/18	1	71t	0	115.0
TOTAL	20	18	152	3/18	1	71T	0	115.0

RUSHING	ATT	YDS	AVG	LG	TD
Najee Harris	26	112	4.3	15	1
Jaylen Warren	9	33	3.7	23	0
Calvin Austin III	1	8	8.0	8	0
George Pickens	1	3	3.0	3	0
Mason Rudolph	2	-1	-0.5	0	0
TOTAL	39	155	4.0	23	1

RECEIVING	NO	YDS	AVG	LG	TD
Najee Harris	5	21	4.2	7	0
Jaylen Warren	5	17	3.4	7	0
Diontae Johnson	4	89	22.3	71t	1
Pat Freiermuth	2	21	10.5	13	0
Connor Heyward	2	4	2.0	2	0
TOTAL	18	152	8.4	71T	1

TOP DEFENSE	TOT	SOLO	AST	SCK	YDS	INT
Eric Rowe	12	10	2	0.0	0.0	0
T.J. Watt	8	6	2	2.0	11.0	0
Mark Robinson	5	4	1	1.0	8.0	0

FIELD GOALS	FGM/FGA	PERCENT	RESULTS
Chris Boswell	1-1	100.0	25G
TOTAL	1-1	100.0	

BALTIMORE RAVENS

PASSING	ATT	CP	YDS	SK/YD	TD	LG	INT	RTG
Tyler Huntley	28	15	146	4/28	1	27t	0	80.4
TOTAL	28	15	146	4/28	1	27T	0	80.4

RUSHING	ATT	YDS	AVG	LG	TD
Gus Edwards	10	48	4.8	29	0
Tyler Huntley	8	40	5.0	11	0
Melvin Gordon III	7	18	2.6	6	0
TOTAL	25	106	4.2	29	0

RECEIVING	NO	YDS	AVG	LG	TD
Nelson Agholor	5	39	7.8	16	0
Justice Hill	3	26	8.7	19	0
Charlie Kolar	3	23	7.7	12	0
Isaiah Likely	2	31	15.5	27t	1
Laquan Treadwell	1	16	16.0	16	0
Tylan Wallace	1	11	11.0	11	0
TOTAL	15	146	9.7	27T	1

TOP DEFENSE	TOT	SOLO	AST	SCK	YDS	INT
Del'Shawn Phillips	13	8	5	0.0	0.0	0
Marcus Williams	9	3	6	0.0	0.0	0
Patrick Queen	8	6	2	0.0	0.0	0

FIELD GOALS	FGM/FGA	PERCENT	RESULTS
Justin Tucker	1-1	100.0	36G
TOTAL	1-1	100.0	

Team Statistics

	Steelers	Ravens
First Downs	16	13
3rd-Down Eff. (Made/Att/Pct)	6/15/40%	4/13/31%
4th-Down Eff. (Made/Att/Pct)	0/0/0%	1/1/100%
Total Net Yards	289	224
Total Plays	62	57
Yards Per Play	4.7	3.9
Rushes/Net Yards	39/155	25/106
Net Passing	134	118
Pass Attempts/Completions	20/18	28/15
Had Intercepted	0	0
Sacked/Yards Lost	3/18	4/28
Punts/Average	6/41.7	7/53.9
Penalties/Yards	4/25	3/26
Fumbles/Lost	6/2	2/2
Possession Time	34:54	25:06

Steelers Ravens



30

WEEK 17

Pittsburgh Steelers 30, Seattle Seahawks 23
68,735 🌐 Lumen Field 🌐 Dec 31, 2023



23

Pittsburgh Steelers	7	10	7	6	—	30
Seattle Seahawks	0	14	3	6	—	23

SCORING DRIVES

TEAM	QTR	TIME	SCORING PLAY	PIT	SEA
Steelers	1	01:47	J.Warren 18 yd. run (C.Boswell kick) (14-80, 7:57)	7	0
Seahawks	2	13:50	K.Walker 13 yd. run (J.Myers kick) (7-75, 2:57)	7	7
Steelers	2	10:27	C.Boswell 39 yd. Field Goal (6-54, 3:23)	10	7
Seahawks	2	05:30	J.Smith-Njigba 12 yd. pass from G.Smith (J.Myers kick) (8-75, 4:57)	10	14
Steelers	2	01:36	N.Harris 9 yd. run (C.Boswell kick) (9-75, 3:54)	17	14
Seahawks	3	10:47	J.Myers 43 yd. Field Goal (9-41, 4:13)	17	17
Steelers	3	06:57	N.Harris 4 yd. run (C.Boswell kick) (6-71, 3:50)	24	17
Seahawks	4	13:30	J.Myers 42 yd. Field Goal (7-62, 2:40)	24	20
Steelers	4	07:07	C.Boswell 26 yd. Field Goal (13-65, 6:23)	27	20
Steelers	4	04:31	C.Boswell 21 yd. Field Goal (6-13, 2:29)	30	20
Seahawks	4	02:01	J.Myers 24 yd. Field Goal (11-69, 2:30)	30	23

PITTSBURGH STEELERS

PASSING	ATT	CP	YDS	SK/YD	TD	LG	INT	RTG
Mason Rudolph	24	18	274	1/8	0	42	0	112.2
TOTAL	24	18	274	1/8	0	42	0	112.2

RUSHING	ATT	YDS	AVG	LG	TD
Najee Harris	27	122	4.5	23	2
Jaylen Warren	13	75	5.8	23	1
Mason Rudolph	6	5	0.8	2	0
TOTAL	46	202	4.4	23	3

RECEIVING	NO	YDS	AVG	LG	TD
George Pickens	7	131	18.7	37	0
Diontae Johnson	4	76	19.0	42	0
Jaylen Warren	4	23	5.8	10	0
Pat Freiermuth	3	44	14.7	25	0
TOTAL	18	274	15.2	42	0

TOP DEFENSE	TOT	SOLO	AST	SCK	YDS	INT
Eric Rowe	10	9	1	0.0	0.0	0
Myles Jack	8	7	1	0.0	0.0	0
Patrick Peterson	3	3	0	0.0	0.0	0

FIELD GOALS	FGM/FGA	PERCENT	RESULTS
Chris Boswell	3-3	100.0	39G, 26G, 21G
TOTAL	3-3	100.0	

SEATTLE SEAHAWKS

PASSING	ATT	CP	YDS	SK/YD	TD	LG	INT	RTG
Geno Smith	33	23	290	1/9	1	33	0	106.9
TOTAL	33	23	290	1/9	1	33	0	106.9

RUSHING	ATT	YDS	AVG	LG	TD
Kenneth Walker III	10	53	5.3	13t	1
Geno Smith	3	33	11.0	25	0
Zach Charbonnet	2	2	1.0	4	0
TOTAL	15	88	5.9	25	1

RECEIVING	NO	YDS	AVG	LG	TD
DK Metcalf	5	106	21.2	33	0
Noah Fant	5	59	11.8	21	0
Zach Charbonnet	5	39	7.8	15	0
Kenneth Walker III	3	22	7.3	11	0
Colby Parkinson	2	38	19.0	20	0
Jaxon Smith-Njigba	1	12	12.0	12t	1
Tyler Lockett	1	10	10.0	10	0
Jake Bobo	1	4	4.0	4	0
TOTAL	23	290	12.6	33	1

TOP DEFENSE	TOT	SOLO	AST	SCK	YDS	INT
Devin Bush	18	5	13	0.0	0.0	0
Bobby Wagner	14	4	10	0.0	0.0	0
Julian Love	13	9	4	0.0	0.0	0

FIELD GOALS	FGM/FGA	PERCENT	RESULTS
Jason Myers	3-3	100.0	43G, 42G, 24G
TOTAL	3-3	100.0	

Team Statistics

First Downs	25
3rd-Down Eff. (Made/Att/Pct)	6/13/46%
4th-Down Eff. (Made/Att/Pct)	2/3/67%
Total Net Yards	468
Total Plays	71
Yards Per Play	6.6
Rushes/Net Yards	46/202
Net Passing	266
Pass Attempts/Completions	24/18
Had Intercepted	0
Sacked/Yards Lost	1/8
Punts/Average	1/46.0
Penalties/Yards	2/10
Fumbles/Lost	2/0
Possession Time	37:33

Steelers Seahawks

First Downs	17
3rd-Down Eff. (Made/Att/Pct)	3/9/33%
4th-Down Eff. (Made/Att/Pct)	0/0/0%
Total Net Yards	369
Total Plays	49
Yards Per Play	7.5
Rushes/Net Yards	15/88
Net Passing	281
Pass Attempts/Completions	33/23
Had Intercepted	0
Sacked/Yards Lost	1/9
Punts/Average	3/53.0
Penalties/Yards	4/25
Fumbles/Lost	2/1
Possession Time	22:27



11

WEEK 16

Cincinnati Bengals 11, Pittsburgh Steelers 34
66,646 🏟️ Acrisure Stadium 🏟️ Dec 23, 2023



34

Cincinnati Bengals	0	0	11	0	—	11
Pittsburgh Steelers	7	17	7	3	—	34

SCORING DRIVES

TEAM	QTR	TIME	SCORING PLAY	CIN	PIT
Steelers	1	10:45	G.Pickens 86 yd. pass from M.Rudolph (C.Boswell kick) (2-92, 0:52)	0	7
Steelers	2	14:21	C.Austin 7 yd. run (C.Boswell kick) (10-80, 5:40)	0	14
Steelers	2	07:06	N.Harris 3 yd. run (C.Boswell kick) (4-14, 1:35)	0	21
Steelers	2	00:00	C.Boswell 50 yd. Field Goal (12-64, 2:14)	0	24
Bengals	3	11:11	T.Higgins 80 yd. pass from J.Browning (J.Browning-J.Mixon pass) (1-80, 0:11)	8	24
Steelers	3	09:38	G.Pickens 66 yd. pass from M.Rudolph (C.Boswell kick) (3-75, 1:33)	8	31
Bengals	3	00:00	E.McPherson 35 yd. Field Goal (12-51, 5:08)	11	31
Steelers	4	06:57	C.Boswell 30 yd. Field Goal (9-31, 5:29)	11	34

CINCINNATI BENGALS

PASSING	ATT	CP	YDS	SK/YD	TD	LG	INT	RTG
Jake Browning	42	28	335	3/26	1	80t	3	69.0
TOTAL	42	28	335	3/26	1	80T	3	69.0

RUSHING	ATT	YDS	AVG	LG	TD
Joe Mixon	11	43	3.9	13	0
Chase Brown	4	16	4.0	5	0
Jake Browning	1	0	0.0	0	0
TOTAL	16	59	3.7	13	0

RECEIVING	NO	YDS	AVG	LG	TD
Tee Higgins	5	140	28.0	80t	1
Tyler Boyd	5	59	11.8	29	0
Trenton Irwin	4	37	9.3	22	0
Andrei Iosivas	4	36	9.0	12	0
Drew Sample	3	38	12.7	16	0
Chase Brown	2	8	4.0	6	0
Joe Mixon	2	7	3.5	9	0
Mitchell Wilcox	1	6	6.0	6	0
Tanner Hudson	1	5	5.0	5	0
Charlie Jones	1	-1	-1.0	-1	0
TOTAL	28	335	12.0	80T	1

TOP DEFENSE	TOT	SOLO	AST	SCK	YDS	INT
Logan Wilson	11	3	8	0.0	0.0	0
B.J. Hill	8	3	5	0.0	0.0	0
Jordan Battle	7	4	3	0.0	0.0	0

FIELD GOALS	FGM/FGA	PERCENT	RESULTS
Evan McPherson	1-1	100.0	35G
TOTAL	1-1	100.0	

PITTSBURGH STEELERS

PASSING	ATT	CP	YDS	SK/YD	TD	LG	INT	RTG
Mason Rudolph	27	17	290	1/6	2	86t	0	124.0
TOTAL	27	17	290	1/6	2	86T	0	124.0

RUSHING	ATT	YDS	AVG	LG	TD
Najee Harris	19	78	4.1	13	1
Jaylen Warren	8	24	3.0	5	0
Calvin Austin III	1	7	7.0	7t	1
Mason Rudolph	2	4	2.0	7	0
TOTAL	30	113	3.8	13	2

RECEIVING	NO	YDS	AVG	LG	TD
Jaylen Warren	5	30	6.0	18	0
George Pickens	4	195	48.8	86t	2
Allen Robinson II	4	36	9.0	14	0
Diontae Johnson	2	15	7.5	10	0
Darnell Washington	1	8	8.0	8	0
Miles Boykin	1	6	6.0	6	0
TOTAL	17	290	17.1	86T	2

TOP DEFENSE	TOT	SOLO	AST	SCK	YDS	INT
Mykal Walker	8	5	3	0.0	0.0	0
Eric Rowe	7	3	4	0.0	0.0	1
Myles Jack	6	3	3	1.0	11.0	0

FIELD GOALS	FGM/FGA	PERCENT	RESULTS
Chris Boswell	2-2	100.0	50G, 30G
TOTAL	2-2	100.0	

Team Statistics

First Downs	17	16
3rd-Down Eff. (Made/Att/Pct)	6/13/46%	7/14/50%
4th-Down Eff. (Made/Att/Pct)	0/2/0%	0/0/0%
Total Net Yards	368	397
Total Plays	61	58
Yards Per Play	6.0	6.8
Rushes/Net Yards	16/59	30/113
Net Passing	309	284
Pass Attempts/Completions	42/28	27/17
Had Intercepted	3	0
Sacked/Yards Lost	3/26	1/6
Punts/Average	3/44.0	5/38.8
Penalties/Yards	3/20	2/15
Fumbles/Lost	1/0	1/0
Possession Time	31:49	28:11

Bengals Steelers



13

WEEK 15

Pittsburgh Steelers 13, Indianapolis Colts 30
64,171 🌐 Lucas Oil Stadium 🌐 Dec 16, 2023



30

Pittsburgh Steelers	6	7	0	0	—	13
Indianapolis Colts	0	14	10	6	—	30

SCORING DRIVES

TEAM	QTR	TIME	SCORING PLAY	PIT	IND
Steelers	1	01:12	M.Trubisky 1 yd. run (kick failed, hru) (12:54, 6:18)	6	0
Steelers	2	14:07	D.Johnson 4 yd. pass from M.Trubisky (C.Boswell kick) (2-1, 0:46)	13	0
Colts	2	11:21	Z.Moss 16 yd. pass from G.Minshew (M.Gay kick) (7-75, 2:46)	13	7
Colts	2	00:22	D.Montgomery 14 yd. pass from G.Minshew (M.Gay kick) (3-74, 0:22)	13	14
Colts	3	13:16	M.Alie-Cox 18 yd. pass from G.Minshew (M.Gay kick) (1-18, 0:06)	13	21
Colts	3	09:02	M.Gay 29 yd. Field Goal (5-40, 2:10)	13	24
Colts	4	09:17	M.Gay 31 yd. Field Goal (15-70, 8:57)	13	27
Colts	4	00:48	M.Gay 42 yd. Field Goal (4-1, 0:54)	13	30

PITTSBURGH STEELERS

PASSING	ATT	CP	YDS	SK/YD	TD	LG	INT	RTG
Mitch Trubisky	23	16	169	3/19	1	25	2	68.9
Mason Rudolph	3	2	3	1/11	0	6	0	70.1
TOTAL	26	18	172	4/30	1	25	2	68.1

RUSHING	ATT	YDS	AVG	LG	TD
Jaylen Warren	10	40	4.0	11	0
Najee Harris	12	33	2.8	15	0
Mitch Trubisky	2	1	0.5	1t	1
TOTAL	24	74	3.1	15	1

RECEIVING	NO	YDS	AVG	LG	TD
Jaylen Warren	5	28	5.6	11	0
Diontae Johnson	4	62	15.5	25	1
George Pickens	3	47	15.7	17	0
Allen Robinson II	3	19	6.3	8	0
Pat Freiermuth	3	16	5.3	6	0
TOTAL	18	172	9.6	25	1

TOP DEFENSE	TOT	SOLO	AST	SCK	YDS	INT
Elandon Roberts	9	8	1	0.0	0.0	0
Trenton Thompson	6	5	1	0.0	0.0	0
Damontae Kazee	5	4	1	0.0	0.0	0

FIELD GOALS	FGM/FGA	PERCENT	RESULTS
	No Field Goals		

INDIANAPOLIS COLTS

PASSING	ATT	CP	YDS	SK/YD	TD	LG	INT	RTG
Gardner Minshew II	28	18	215	3/13	3	42	0	123.4
TOTAL	28	18	215	3/13	3	42	0	123.4

RUSHING	ATT	YDS	AVG	LG	TD
Trey Sermon	17	88	5.2	19	0
Tyler Goodson	11	69	6.3	31	0
Zack Moss	4	13	3.3	5	0
Gardner Minshew II	2	0	0.0	1	0
TOTAL	34	170	5.0	31	0

RECEIVING	NO	YDS	AVG	LG	TD
Michael Pittman Jr.	4	78	19.5	42	0
Zack Moss	3	20	6.7	16t	1
Josh Downs	3	19	6.3	8	0
D.J. Montgomery	2	48	24.0	34	1
Mo Alie-Cox	2	21	10.5	18t	1
Tyler Goodson	2	10	5.0	7	0
Alec Pierce	1	13	13.0	13	0
Kylen Granson	1	6	6.0	6	0
TOTAL	18	215	11.9	42	3

TOP DEFENSE	TOT	SOLO	AST	SCK	YDS	INT
E.J. Speed	10	9	1	0.0	0.0	0
Zaire Franklin	5	2	3	0.0	0.0	0
DeForest Buckner	4	3	1	0.5	2.0	0

FIELD GOALS	FGM/FGA	PERCENT	RESULTS
Matt Gay	3-5	60.0	56WL, 29G, 31G, 43RU, 42G
TOTAL	3-5	60.0	

Team Statistics

	Steelers	Colts
First Downs	13	19
3rd-Down Eff. (Made/Att/Pct)	4/12/33%	6/15/40%
4th-Down Eff. (Made/Att/Pct)	2/3/67%	1/2/50%
Total Net Yards	216	372
Total Plays	54	65
Yards Per Play	4.0	5.7
Rushes/Net Yards	24/74	34/170
Net Passing	142	202
Pass Attempts/Completions	26/18	28/18
Had Intercepted	2	0
Sacked/Yards Lost	4/30	3/13
Punts/Average	4/40.0	2/28.5
Penalties/Yards	8/101	2/10
Fumbles/Lost	1/1	0/0
Possession Time	26:40	33:20



21

WEEK 14

New England Patriots 21, Pittsburgh Steelers 18
66,376 🌟 Acrisure Stadium 🌟 Dec 7, 2023



18

New England Patriots	7	14	0	0	—	21
Pittsburgh Steelers	3	7	0	8	—	18

SCORING DRIVES

TEAM	QTR	TIME	SCORING PLAY	NE	PIT
Patriots	1	11:12	E.Elliott 11 yd. pass from B.Zappe (C.Ryland kick) (8-75, 3:48)	7	0
Steelers	1	06:39	C.Boswell 56 yd. Field Goal (7-31, 4:33)	7	3
Patriots	2	14:14	H.Henry 8 yd. pass from B.Zappe (C.Ryland kick) (2-11, 0:33)	14	3
Patriots	2	07:38	H.Henry 24 yd. pass from B.Zappe (C.Ryland kick) (4-59, 2:10)	21	3
Steelers	2	02:50	D.Johnson 25 yd. pass from M.Trubisky (C.Boswell kick) (8-75, 4:48)	21	10
Steelers	4	11:44	M.Trubisky 1 yd. run (M.Trubisky-P.Freiermuth pass) (4-26, 1:39)	21	18

NEW ENGLAND PATRIOTS

PASSING	ATT	CP	YDS	SK/YD	TD	LG	INT	RTG
Bailey Zappe	28	19	240	2/18	3	37	1	115.2
TOTAL	28	19	240	2/18	3	37	1	115.2

RUSHING	ATT	YDS	AVG	LG	TD
Ezekiel Elliott	22	68	3.1	12	0
Bailey Zappe	3	13	4.3	11	0
TOTAL	25	81	3.2	12	0

RECEIVING	NO	YDS	AVG	LG	TD
Ezekiel Elliott	7	72	10.3	16	1
JuJu Smith-Schuster	4	90	22.5	37	0
Hunter Henry	3	40	13.3	24t	2
Tyquan Thornton	3	17	5.7	11	0
Ty Montgomery II	1	17	17.0	17	0
Pharaoh Brown	1	4	4.0	4	0
TOTAL	19	240	12.6	37	3

TOP DEFENSE	TOT	SOLO	AST	SCK	YDS	INT
Jahlani Tavai	14	8	6	0.0	0.0	0
Kyle Dugger	7	4	3	0.5	3.5	0
Jalen Mills	7	4	3	0.0	0.0	0

FIELD GOALS	FGM/FGA	PERCENT	RESULTS
	No Field Goals		

PITTSBURGH STEELERS

PASSING	ATT	CP	YDS	SK/YD	TD	LG	INT	RTG
Mitch Trubisky	35	22	190	2/8	1	25t	1	74.7
Connor Heyward	1	0	0	0/0	0	0	0	39.6
TOTAL	36	22	190	2/8	1	25T	1	72.7

RUSHING	ATT	YDS	AVG	LG	TD
Mitch Trubisky	8	30	3.8	15	1
Najee Harris	12	29	2.4	7	0
Calvin Austin III	1	12	12.0	12	0
Jaylen Warren	7	11	1.6	7	0
TOTAL	28	82	2.9	15	1

RECEIVING	NO	YDS	AVG	LG	TD
George Pickens	5	19	3.8	7	0
Jaylen Warren	4	29	7.3	12	0
Diontae Johnson	3	57	19.0	25t	1
Najee Harris	3	19	6.3	14	0
Pat Freiermuth	3	18	6.0	7	0
Connor Heyward	2	15	7.5	10	0
Allen Robinson II	1	21	21.0	21	0
Darnell Washington	1	12	12.0	12	0
TOTAL	22	190	8.6	25T	1

TOP DEFENSE	TOT	SOLO	AST	SCK	YDS	INT
Cameron Heyward	6	5	1	1.0	8.0	0
Nick Herbig	6	4	2	0.0	0.0	0
Elandon Roberts	6	2	4	1.0	10.0	0

FIELD GOALS	FGM/FGA	PERCENT	RESULTS
Chris Boswell	1-1	100.0	56G
TOTAL	1-1	100.0	

Team Statistics

First Downs	14	18
3rd-Down Eff. (Made/Att/Pct)	4/13/31%	3/14/21%
4th-Down Eff. (Made/Att/Pct)	0/0/0%	1/3/33%
Total Net Yards	303	264
Total Plays	55	66
Yards Per Play	5.5	4.0
Rushes/Net Yards	25/81	28/82
Net Passing	222	182
Pass Attempts/Completions	28/19	36/22
Had Intercepted	1	1
Sacked/Yards Lost	2/18	2/8
Punts/Average	9/43.9	6/44.5
Penalties/Yards	7/59	1/5
Fumbles/Lost	0/0	1/0
Possession Time	27:41	32:19

Patriots Steelers



24

WEEK 13

Arizona Cardinals 24, Pittsburgh Steelers 10
66,436 🌟 Acrisure Stadium 🌟 Dec 3, 2023



10

Arizona Cardinals	3	7	7	7	—	24
Pittsburgh Steelers	3	0	0	7	—	10

SCORING DRIVES

TEAM	QTR	TIME	SCORING PLAY	ARI	PIT
Steelers	1	12:01	C.Boswell 29 yd. Field Goal (7-65, 2:59)	0	3
Cardinals	1	05:44	M.Prater 51 yd. Field Goal (7-32, 3:32)	3	3
Cardinals	2	00:15	T.McBride 5 yd. pass from K.Murray (M.Prater kick) (15-99, 4:36)	10	3
Cardinals	3	07:18	J.Conner 1 yd. run (M.Prater kick) (7-21, 3:11)	17	3
Cardinals	4	08:28	J.Conner 9 yd. run (M.Prater kick) (4-33, 2:08)	24	3
Steelers	4	04:25	D.Johnson 2 yd. pass from M.Trubisky (C.Boswell kick) (10-75, 4:03)	24	10

ARIZONA CARDINALS

PASSING	ATT	CP	YDS	SK/YD	TD	LG	INT	RTG
Kyler Murray	23	13	145	2/13	1	21	0	89.9
TOTAL	23	13	145	2/13	1	21	0	89.9

RUSHING	ATT	YDS	AVG	LG	TD
James Conner	25	105	4.2	29	2
Michael Carter	4	25	6.3	19	0
Kyler Murray	9	20	2.2	9	0
TOTAL	38	150	3.9	29	2

RECEIVING	NO	YDS	AVG	LG	TD
Trey McBride	8	89	11.1	17	1
Geoff Swaim	2	10	5.0	9	0
Elijah Higgins	1	21	21.0	21	0
Greg Dortch	1	19	19.0	19	0
Rondale Moore	1	6	6.0	6	0
TOTAL	13	145	11.2	21	1

TOP DEFENSE	TOT	SOLO	AST	SCK	YDS	INT
Josh Woods	12	5	7	0.0	0.0	0
Budda Baker	8	6	2	0.0	0.0	0
Jalen Thompson	7	4	3	0.0	0.0	0

FIELD GOALS	FGM/FGA	PERCENT	RESULTS
Matt Prater	1-1	100.0	51G
TOTAL	1-1	100.0	

PITTSBURGH STEELERS

PASSING	ATT	CP	YDS	SK/YD	TD	LG	INT	RTG
Mitch Trubisky	17	11	117	0/0	1	26	0	104.3
Kenny Pickett	10	7	70	0/0	0	38	0	89.6
TOTAL	27	18	187	0/0	1	38	0	98.8

RUSHING	ATT	YDS	AVG	LG	TD
Najee Harris	16	63	3.9	11	0
Jaylen Warren	9	59	6.6	18	0
Mitch Trubisky	3	5	1.7	6	0
Kenny Pickett	3	3	1.0	2	0
TOTAL	31	130	4.2	18	0

RECEIVING	NO	YDS	AVG	LG	TD
George Pickens	4	86	21.5	38	0
Diontae Johnson	4	33	8.3	26	1
Pat Freiermuth	3	29	9.7	12	0
Allen Robinson II	3	19	6.3	8	0
Najee Harris	2	14	7.0	10	0
Calvin Austin III	1	10	10.0	10	0
Jaylen Warren	1	-4	-4.0	-4	0
TOTAL	18	187	10.4	38	1

TOP DEFENSE	TOT	SOLO	AST	SCK	YDS	INT
Mykal Walker	10	7	3	0.0	0.0	0
Alex Highsmith	8	5	3	1.5	10.0	0
Mark Robinson	7	4	3	0.0	0.0	0

FIELD GOALS	FGM/FGA	PERCENT	RESULTS
Chris Boswell	1-2	50.0	29G, 45WR
TOTAL	1-2	50.0	

Team Statistics

First Downs	18	18
3rd-Down Eff. (Made/Att/Pct)	10/17/59%	4/11/36%
4th-Down Eff. (Made/Att/Pct)	0/0/0%	0/1/0%
Total Net Yards	282	317
Total Plays	63	58
Yards Per Play	4.5	5.5
Rushes/Net Yards	38/150	31/130
Net Passing	132	187
Pass Attempts/Completions	23/13	27/18
Had Intercepted	0	0
Sacked/Yards Lost	2/13	0/0
Punts/Average	5/50.4	4/44.8
Penalties/Yards	6/51	9/77
Fumbles/Lost	2/0	2/1
Possession Time	29:17	30:43

Cardinals Steelers



16

WEEK 12

Pittsburgh Steelers 16, Cincinnati Bengals 10
65,090 🌟 Paycor Stadium 🌟 Nov 26, 2023



10

Pittsburgh Steelers	0	3	7	6	—	16
Cincinnati Bengals	0	7	0	3	—	10

SCORING DRIVES

TEAM	QTR	TIME	SCORING PLAY	PIT	CIN
Steelers	2	12:39	C.Boswell 41 yd. Field Goal (8-66, 3:44)	3	0
Bengals	2	10:30	D.Sample 11 yd. pass from J.Browning (E.McPherson kick) (4-53, 2:09)	3	7
Steelers	3	01:34	N.Harris 5 yd. run (C.Boswell kick) (14-79, 7:50)	10	7
Steelers	4	08:03	C.Boswell 34 yd. Field Goal (10-62, 5:07)	13	7
Steelers	4	02:51	C.Boswell 33 yd. Field Goal (7-52, 3:07)	16	7
Bengals	4	02:04	E.McPherson 47 yd. Field Goal (5-47, 0:47)	16	10

PITTSBURGH STEELERS

PASSING	ATT	CP	YDS	SK/YD	TD	LG	INT	RTG
Kenny Pickett	33	24	278	2/10	0	43	0	97.8
TOTAL	33	24	278	2/10	0	43	0	97.8

RUSHING	ATT	YDS	AVG	LG	TD
Najee Harris	15	99	6.6	22	1
Jaylen Warren	13	49	3.8	9	0
Kenny Pickett	5	5	1.0	5	0
TOTAL	33	153	4.6	22	1

RECEIVING	NO	YDS	AVG	LG	TD
Pat Freiermuth	9	120	13.3	29	0
Diontae Johnson	4	50	12.5	39	0
George Pickens	3	58	19.3	43	0
Jaylen Warren	3	13	4.3	15	0
Connor Heyward	2	11	5.5	10	0
Allen Robinson II	1	11	11.0	11	0
Darnell Washington	1	10	10.0	10	0
Calvin Austin III	1	5	5.0	5	0
TOTAL	24	278	11.6	43	0

TOP DEFENSE	TOT	SOLO	AST	SCK	YDS	INT
Elandon Roberts	6	4	2	0.0	0.0	0
Trenton Thompson	5	5	0	0.0	0.0	1
T.J. Watt	5	5	0	2.0	15.0	0

FIELD GOALS	FGM/FGA	PERCENT	RESULTS
Chris Boswell	3-3	100.0	41G, 34G, 33G
TOTAL	3-3	100.0	

CINCINNATI BENGALS

PASSING	ATT	CP	YDS	SK/YD	TD	LG	INT	RTG
Jake Browning	26	19	227	4/30	1	39	1	96.2
TOTAL	26	19	227	4/30	1	39	1	96.2

RUSHING	ATT	YDS	AVG	LG	TD
Joe Mixon	8	16	2.0	4	0
Jake Browning	3	9	3.0	6	0
TOTAL	11	25	2.3	6	0

RECEIVING	NO	YDS	AVG	LG	TD
Ja'Marr Chase	4	81	20.3	31	0
Tanner Hudson	4	18	4.5	6	0
Tyler Boyd	3	23	7.7	10	0
Joe Mixon	2	44	22.0	39	0
Irv Smith Jr.	2	8	4.0	6	0
Trenton Irwin	1	25	25.0	25	0
Andrei Iosivas	1	16	16.0	16	0
Drew Sample	1	11	11.0	11	1
Mitchell Wilcox	1	1	1.0	1	0
TOTAL	19	227	11.9	39	1

TOP DEFENSE	TOT	SOLO	AST	SCK	YDS	INT
Logan Wilson	10	6	4	0.0	0.0	0
Mike Hilton	8	8	0	0.0	0.0	0
Jordan Battle	8	3	5	0.0	0.0	0

FIELD GOALS	FGM/FGA	PERCENT	RESULTS
Evan McPherson	1-1	100.0	47G
TOTAL	1-1	100.0	

Team Statistics

First Downs	22	10
3rd-Down Eff. (Made/Att/Pct)	8/17/47%	2/10/20%
4th-Down Eff. (Made/Att/Pct)	0/0/0%	0/0/0%
Total Net Yards	421	222
Total Plays	68	41
Yards Per Play	6.2	5.4
Rushes/Net Yards	33/153	11/25
Net Passing	268	197
Pass Attempts/Completions	33/24	26/19
Had Intercepted	0	1
Sacked/Yards Lost	2/10	4/30
Punts/Average	4/43.0	6/41.8
Penalties/Yards	5/55	5/36
Fumbles/Lost	1/1	1/0
Possession Time	37:17	22:43

Steelers Bengals



10

WEEK 11

Pittsburgh Steelers 10, Cleveland Browns 13
67,919 🌟 Cleveland Browns Stadium 🌟 Nov 19, 2023



13

Pittsburgh Steelers	0	0	7	3	—	10
Cleveland Browns	7	3	0	3	—	13

SCORING DRIVES

TEAM	QTR	TIME	SCORING PLAY	PIT	CLE
Browns	1	04:35	J.Ford 1 yd. run (D.Hopkins kick) (7-50, 3:49)	0	7
Browns	2	00:05	D.Hopkins 25 yd. Field Goal (17-77, 5:24)	0	10
Steelers	3	14:10	J.Warren 74 yd. run (C.Boswell kick) (2-75, 0:50)	7	10
Steelers	4	07:40	C.Boswell 28 yd. Field Goal (13-62, 7:10)	10	10
Browns	4	00:02	D.Hopkins 34 yd. Field Goal (8-48, 1:16)	10	13

PITTSBURGH STEELERS

PASSING	ATT	CP	YDS	SK/YD	TD	LG	INT	RTG
Kenny Pickett	28	15	106	3/29	0	14	0	62.5
TOTAL	28	15	106	3/29	0	14	0	62.5

RUSHING	ATT	YDS	AVG	LG	TD
Jaylen Warren	9	129	14.3	74t	1
Najee Harris	12	35	2.9	17	0
Kenny Pickett	4	9	2.3	5	0
George Pickens	1	-1	-1.0	-1	0
TOTAL	26	172	6.6	74T	1

RECEIVING	NO	YDS	AVG	LG	TD
George Pickens	4	38	9.5	14	0
Allen Robinson II	3	20	6.7	11	0
Jaylen Warren	3	16	5.3	14	0
Diontae Johnson	2	16	8.0	7	0
Darnell Washington	1	8	8.0	8	0
Pat Freiermuth	1	7	7.0	7	0
Najee Harris	1	1	1.0	1	0
TOTAL	15	106	7.1	14	0

TOP DEFENSE	TOT	SOLO	AST	SCK	YDS	INT
Elandon Roberts	15	11	4	0.0	0.0	0
Joey Porter Jr.	6	5	1	0.0	0.0	0
Trenton Thompson	6	5	1	0.0	0.0	0

FIELD GOALS	FGM/FGA	PERCENT	RESULTS
Chris Boswell	1-1	100.0	28G
TOTAL	1-1	100.0	

CLEVELAND BROWNS

PASSING	ATT	CP	YDS	SK/YD	TD	LG	INT	RTG
Dorian Thompson-Robinson	43	24	165	1/2	0	18	1	54.9
TOTAL	43	24	165	1/2	0	18	1	54.9

RUSHING	ATT	YDS	AVG	LG	TD
Kareem Hunt	12	36	3.0	16	0
Jerome Ford	12	31	2.6	13	1
Dorian Thompson-Robinson	3	20	6.7	9	0
Cedric Tillman	1	8	8.0	8	0
Pierre Strong Jr.	1	1	1.0	1	0
TOTAL	29	96	3.3	16	1

RECEIVING	NO	YDS	AVG	LG	TD
David Njoku	7	56	8.0	18	0
Elijah Moore	6	60	10.0	15	0
Amari Cooper	4	34	8.5	11	0
Kareem Hunt	3	1	0.3	5	0
Jerome Ford	2	8	4.0	5	0
Pierre Strong Jr.	1	4	4.0	4	0
Cedric Tillman	1	2	2.0	2	0
TOTAL	24	165	6.9	18	0

TOP DEFENSE	TOT	SOLO	AST	SCK	YDS	INT
Jeremiah Owusu-Koramoah	7	6	1	0.0	0.0	0
Grant Delpit	6	6	0	0.0	0.0	0
Ogbo Okoronkwo	5	4	1	1.0	11.0	0

FIELD GOALS	FGM/FGA	PERCENT	RESULTS
Dustin Hopkins	2-2	100.0	25G, 34G
TOTAL	2-2	100.0	

Team Statistics

Steelers Browns

First Downs	12	20
3rd-Down Eff. (Made/Att/Pct)	3/14/21%	4/17/24%
4th-Down Eff. (Made/Att/Pct)	1/1/100%	1/1/100%
Total Net Yards	249	259
Total Plays	57	73
Yards Per Play	4.4	3.5
Rushes/Net Yards	26/172	29/96
Net Passing	77	163
Pass Attempts/Completions	28/15	43/24
Had Intercepted	0	1
Sacked/Yards Lost	3/29	1/2
Punts/Average	9/39.4	8/47.5
Penalties/Yards	6/46	1/10
Fumbles/Lost	0/0	0/0
Possession Time	28:33	31:27



19

WEEK 10

Green Bay Packers 19, Pittsburgh Steelers 23
67,617 🌟 Acrisure Stadium 🌟 Nov 12, 2023



23

Green Bay Packers	7	6	6	0	—	19
Pittsburgh Steelers	7	10	3	3	—	23

SCORING DRIVES

TEAM	QTR	TIME	SCORING PLAY	GB	PIT
Steelers	1	10:01	N.Harris 4 yd. run (C.Boswell kick) (9-75, 4:59)	0	7
Packers	1	04:42	R.Doubs 8 yd. pass from J.Love (A.Carlson kick) (10-69, 5:19)	7	7
Steelers	2	14:12	J.Warren 16 yd. run (C.Boswell kick) (11-60, 5:30)	7	14
Steelers	2	08:08	C.Boswell 42 yd. Field Goal (8-30, 4:58)	7	17
Packers	2	04:14	J.Reed 35 yd. pass from J.Love (kick blocked) (7-87, 3:54)	13	17
Packers	3	09:08	A.Carlson 31 yd. Field Goal (11-31, 5:52)	16	17
Packers	3	03:04	A.Carlson 28 yd. Field Goal (9-68, 4:06)	19	17
Steelers	3	01:05	C.Boswell 49 yd. Field Goal (5-35, 1:59)	19	20
Steelers	4	05:14	C.Boswell 35 yd. Field Goal (8-49, 4:10)	19	23

GREEN BAY PACKERS

PASSING	ATT	CP	YDS	SK/YD	TD	LG	INT	RTG
Jordan Love	40	21	289	1/6	2	46	2	71.8
TOTAL	40	21	289	1/6	2	46	2	71.8

RUSHING	ATT	YDS	AVG	LG	TD
AJ Dillon	9	70	7.8	40	0
Aaron Jones	13	35	2.7	9	0
Jordan Love	2	11	5.5	8	0
TOTAL	24	116	4.8	40	0

RECEIVING	NO	YDS	AVG	LG	TD
Jayden Reed	5	84	16.8	46	1
Aaron Jones	4	19	4.8	12	0
Dontayvion Wicks	3	51	17.0	32	0
Romeo Doubs	3	31	10.3	20	1
Luke Musgrave	2	64	32.0	36	0
Christian Watson	2	23	11.5	14	0
AJ Dillon	1	11	11.0	11	0
Tucker Kraft	1	6	6.0	6	0
TOTAL	21	289	13.8	46	2

TOP DEFENSE	TOT	SOLO	AST	SCK	YDS	INT
Rudy Ford	10	7	3	0.0	0.0	0
Isaiah McDuffie	10	7	3	0.0	0.0	0
Jonathan Owens	8	7	1	0.0	0.0	0

FIELD GOALS	FGM/FGA	PERCENT	RESULTS
Anders Carlson	2-2	100.0	31G, 28G
TOTAL	2-2	100.0	

PITTSBURGH STEELERS

PASSING	ATT	CP	YDS	SK/YD	TD	LG	INT	RTG
Kenny Pickett	23	14	126	1/7	0	28	0	75.6
TOTAL	23	14	126	1/7	0	28	0	75.6

RUSHING	ATT	YDS	AVG	LG	TD
Jaylen Warren	15	101	6.7	20	1
Najee Harris	16	82	5.1	24	1
Kenny Pickett	4	16	4.0	11	0
Calvin Austin III	1	6	6.0	6	0
TOTAL	36	205	5.7	24	2

RECEIVING	NO	YDS	AVG	LG	TD
George Pickens	3	45	15.0	28	0
Connor Heyward	3	32	10.7	13	0
Najee Harris	3	14	4.7	8	0
Jaylen Warren	2	9	4.5	6	0
Diontae Johnson	1	17	17.0	17	0
Darnell Washington	1	6	6.0	6	0
Calvin Austin III	1	3	3.0	3	0
TOTAL	14	126	9.0	28	0

TOP DEFENSE	TOT	SOLO	AST	SCK	YDS	INT
T.J. Watt	8	7	1	1.0	6.0	0
Elandon Roberts	8	6	2	0.0	0.0	0
Keanu Neal	8	4	4	0.0	0.0	1

FIELD GOALS	FGM/FGA	PERCENT	RESULTS
Chris Boswell	3-3	100.0	42G, 49G, 35G
TOTAL	3-3	100.0	

Team Statistics

First Downs	17	21
3rd-Down Eff. (Made/Att/Pct)	8/16/50%	4/13/31%
4th-Down Eff. (Made/Att/Pct)	2/2/100%	1/1/100%
Total Net Yards	399	324
Total Plays	65	60
Yards Per Play	6.1	5.4
Rushes/Net Yards	24/116	36/205
Net Passing	283	119
Pass Attempts/Completions	40/21	23/14
Had Intercepted	2	0
Sacked/Yards Lost	1/6	1/7
Punts/Average	4/44.8	5/44.8
Penalties/Yards	5/32	3/27
Fumbles/Lost	2/0	0/0
Possession Time	29:27	30:33

Packers Steelers



16

WEEK 9

Tennessee Titans 16, Pittsburgh Steelers 20
65,969 🌐 Acrisure Stadium 🌐 Nov 2, 2023



20

Tennessee Titans	3	10	3	0	—	16
Pittsburgh Steelers	7	3	3	7	—	20

SCORING DRIVES

TEAM	QTR	TIME	SCORING PLAY	TEN	PIT
Steelers	1	10:11	N.Harris 10 yd. run (C.Boswell kick) (10-78, 4:49)	0	7
Titans	1	02:48	N.Folk 36 yd. Field Goal (14-72, 7:23)	3	7
Titans	2	06:35	D.Henry 2 yd. run (N.Folk kick) (11-73, 6:26)	10	7
Steelers	2	01:16	C.Boswell 29 yd. Field Goal (10-65, 5:19)	10	10
Titans	2	00:00	N.Folk 36 yd. Field Goal (8-57, 1:16)	13	10
Steelers	3	05:41	C.Boswell 30 yd. Field Goal (15-75, 8:17)	13	13
Titans	3	00:19	N.Folk 48 yd. Field Goal (9-45, 5:22)	16	13
Steelers	4	04:02	D.Johnson 3 yd. pass from K.Pickett (C.Boswell kick) (11-92, 5:11)	16	20

TENNESSEE TITANS

PASSING	ATT	CP	YDS	SK/YD	TD	LG	INT	RTG
Will Levis	39	22	262	4/27	0	29	1	66.4
TOTAL	39	22	262	4/27	0	29	1	66.4

RUSHING	ATT	YDS	AVG	LG	TD
Derrick Henry	17	75	4.4	15	1
Tyjae Spears	5	18	3.6	8	0
Treyton Burks	1	5	5.0	5	0
DeAndre Hopkins	1	5	5.0	5	0
Will Levis	1	2	2.0	2	0
TOTAL	25	105	4.2	15	1

RECEIVING	NO	YDS	AVG	LG	TD
Kyle Philips	4	68	17.0	24	0
DeAndre Hopkins	4	60	15.0	29	0
Tyjae Spears	4	4	1.0	8	0
Chig Okonkwo	3	28	9.3	12	0
Derrick Henry	3	27	9.0	23	0
Treyton Burks	2	23	11.5	21	0
Chris Moore	1	29	29.0	29	0
Nick Westbrook-Ikhine	1	23	23.0	23	0
TOTAL	22	262	11.9	29	0

TOP DEFENSE	TOT	SOLO	AST	SCK	YDS	INT
Azeez Al-Shaair	10	2	8	0.0	0.0	0
Amani Hooker	7	6	1	0.0	0.0	0
Jeffery Simmons	7	4	3	0.0	0.0	0

FIELD GOALS	FGM/FGA	PERCENT	RESULTS
Nick Folk	3-3	100.0	36G, 36G, 48G
TOTAL	3-3	100.0	

PITTSBURGH STEELERS

PASSING	ATT	CP	YDS	SK/YD	TD	LG	INT	RTG
Kenny Pickett	30	19	160	0/0	1	32	0	88.2
TOTAL	30	19	160	0/0	1	32	0	88.2

RUSHING	ATT	YDS	AVG	LG	TD
Jaylen Warren	11	88	8.0	22	0
Najee Harris	16	69	4.3	25	1
Calvin Austin III	2	10	5.0	8	0
Kenny Pickett	1	-1	-1.0	-1	0
TOTAL	30	166	5.5	25	1

RECEIVING	NO	YDS	AVG	LG	TD
Diontae Johnson	7	90	12.9	32	1
Jaylen Warren	3	25	8.3	9	0
Connor Heyward	2	16	8.0	11	0
Najee Harris	2	7	3.5	4	0
George Pickens	2	-1	-0.5	2	0
Allen Robinson II	1	10	10.0	10	0
Darnell Washington	1	7	7.0	7	0
Miles Boykin	1	6	6.0	6	0
TOTAL	19	160	8.4	32	1

TOP DEFENSE	TOT	SOLO	AST	SCK	YDS	INT
Elandon Roberts	9	4	5	0.0	0.0	0
Keanu Neal	7	3	4	0.0	0.0	0
Cameron Heyward	6	4	2	0.0	0.0	0

FIELD GOALS	FGM/FGA	PERCENT	RESULTS
Chris Boswell	2-2	100.0	29G, 30G
TOTAL	2-2	100.0	

Team Statistics

First Downs	23	22
3rd-Down Eff. (Made/Att/Pct)	3/13/23%	6/12/50%
4th-Down Eff. (Made/Att/Pct)	1/2/50%	0/0/0%
Total Net Yards	340	326
Total Plays	68	60
Yards Per Play	5.0	5.4
Rushes/Net Yards	25/105	30/166
Net Passing	235	160
Pass Attempts/Completions	39/22	30/19
Had Intercepted	1	0
Sacked/Yards Lost	4/27	0/0
Punts/Average	3/57.0	4/50.0
Penalties/Yards	7/51	10/80
Fumbles/Lost	0/0	0/0
Possession Time	31:09	28:51

Titans Steelers



20

WEEK 8

Jacksonville Jaguars 20, Pittsburgh Steelers 10
67,225 🌟 Acrisure Stadium 🌟 Oct 29, 2023



10

Jacksonville Jaguars	6	3	8	3	—	20
Pittsburgh Steelers	0	3	7	0	—	10

SCORING DRIVES

TEAM	QTR	TIME	SCORING PLAY	JAX	PIT
Jaguars	1	10:47	B.McManus 50 yd. Field Goal (6-21, 3:16)	3	0
Jaguars	1	05:54	B.McManus 51 yd. Field Goal (7-36, 3:29)	6	0
Steelers	2	03:59	C.Boswell 22 yd. Field Goal (12-93, 6:16)	6	3
Jaguars	2	01:04	B.McManus 38 yd. Field Goal (9-43, 2:55)	9	3
Jaguars	3	05:05	T.Etienne 56 yd. pass from T.Lawrence (T.Etienne run) (2-56, 0:13)	17	3
Steelers	3	00:53	G.Pickens 22 yd. pass from M.Trubisky (C.Boswell kick) (8-75, 4:12)	17	10
Jaguars	4	04:35	B.McManus 37 yd. Field Goal (7-40, 4:45)	20	10

JACKSONVILLE JAGUARS

PASSING	ATT	CP	YDS	SK/YD	TD	LG	INT	RTG
Trevor Lawrence	32	24	292	3/21	1	56t	1	100.0
TOTAL	32	24	292	3/21	1	56T	1	100.0

RUSHING	ATT	YDS	AVG	LG	TD
Travis Etienne Jr.	24	79	3.3	13	0
Trevor Lawrence	1	10	10.0	10	0
Tank Bigsby	3	9	3.0	9	0
D'Ernest Johnson	2	8	4.0	4	0
TOTAL	30	106	3.5	13	0

RECEIVING	NO	YDS	AVG	LG	TD
Evan Engram	10	88	8.8	34	0
Calvin Ridley	6	83	13.8	27	0
Christian Kirk	4	46	11.5	29	0
Travis Etienne Jr.	3	70	23.3	56t	1
Luke Farrell	1	5	5.0	5	0
TOTAL	24	292	12.2	56T	1

TOP DEFENSE	TOT	SOLO	AST	SCK	YDS	INT
Foyesade Oluokun	11	9	2	0.0	0.0	0
Devin Lloyd	9	7	2	0.0	0.0	0
Andrew Wingard	6	5	1	0.0	0.0	1

FIELD GOALS	FGM/FGA	PERCENT	RESULTS
Brandon McManus	4-4	100.0	50G, 51G, 38G, 37G
TOTAL	4-4	100.0	

PITTSBURGH STEELERS

PASSING	ATT	CP	YDS	SK/YD	TD	LG	INT	RTG
Mitch Trubisky	27	15	138	2/15	1	22t	2	51.2
Kenny Pickett	16	10	73	1/5	0	16	0	73.2
TOTAL	43	25	211	3/20	1	22T	2	59.4

RUSHING	ATT	YDS	AVG	LG	TD
Jaylen Warren	5	19	3.8	8	0
Mitch Trubisky	3	18	6.0	8	0
Najee Harris	7	13	1.9	3	0
Calvin Austin III	2	10	5.0	10	0
Kenny Pickett	1	10	10.0	10	0
TOTAL	18	70	3.9	10	0

RECEIVING	NO	YDS	AVG	LG	TD
Diontae Johnson	8	85	10.6	16	0
Najee Harris	5	42	8.4	13	0
Connor Heyward	5	24	4.8	9	0
Jaylen Warren	4	19	4.8	11	0
Calvin Austin III	2	19	9.5	12	0
George Pickens	1	22	22.0	22t	1
TOTAL	25	211	8.4	22T	1

TOP DEFENSE	TOT	SOLO	AST	SCK	YDS	INT
Cole Holcomb	10	6	4	0.0	0.0	0
Keanu Neal	7	7	0	0.0	0.0	0
Damontae Kazee	5	5	0	0.0	0.0	1

FIELD GOALS	FGM/FGA	PERCENT	RESULTS
Chris Boswell	1-2	50.0	22G, 61WR
TOTAL	1-2	50.0	

Team Statistics

First Downs	20	17
3rd-Down Eff. (Made/Att/Pct)	6/13/46%	3/12/25%
4th-Down Eff. (Made/Att/Pct)	0/0/0%	0/2/0%
Total Net Yards	377	261
Total Plays	65	64
Yards Per Play	5.8	4.1
Rushes/Net Yards	30/106	18/70
Net Passing	271	191
Pass Attempts/Completions	32/24	43/25
Had Intercepted	1	2
Sacked/Yards Lost	3/21	3/20
Punts/Average	3/43.7	6/42.8
Penalties/Yards	6/72	6/52
Fumbles/Lost	2/2	2/0
Possession Time	34:16	25:44

Jaguars Steelers



24

WEEK 7

Pittsburgh Steelers 24, Los Angeles Rams 17
73,471 🇺🇸 SoFi Stadium 🇺🇸 Oct 22, 2023



17

Pittsburgh Steelers	0	3	7	14	—	24
Los Angeles Rams	0	9	8	0	—	17

SCORING DRIVES

TEAM	QTR	TIME	SCORING PLAY	PIT	LAR
Steelers	2	14:51	C.Boswell 53 yd. Field Goal (8-22, 3:44)	3	0
Rams	2	05:56	B.Maher 41 yd. Field Goal (8-38, 4:11)	3	3
Rams	2	00:17	T.Atwell 31 yd. pass from M.Stafford (kick failed, wl) (8-88, 3:29)	3	9
Steelers	3	13:19	K.Pickett 1 yd. run (C.Boswell kick) (3-7, 1:25)	10	9
Rams	3	08:57	D.Henderson 1 yd. run (M.Stafford-C.Kupp pass) (9-75, 4:22)	10	17
Steelers	4	13:49	J.Warren 13 yd. run (C.Boswell kick) (5-59, 2:33)	17	17
Steelers	4	07:20	N.Harris 3 yd. run (C.Boswell kick) (10-80, 5:16)	24	17

PITTSBURGH STEELERS

PASSING	ATT	CP	YDS	SK/YD	TD	LG	INT	RTG
Kenny Pickett	25	17	230	2/16	0	39	0	97.1
TOTAL	25	17	230	2/16	0	39	0	97.1

RUSHING	ATT	YDS	AVG	LG	TD
Najee Harris	14	53	3.8	10	1
Jaylen Warren	6	32	5.3	13t	1
Calvin Austin III	1	1	1.0	1	0
Kenny Pickett	8	0	0.0	2	1
TOTAL	29	86	3.0	13T	3

RECEIVING	NO	YDS	AVG	LG	TD
George Pickens	5	107	21.4	31	0
Diontae Johnson	5	79	15.8	39	0
Najee Harris	3	15	5.0	8	0
Connor Heyward	2	23	11.5	12	0
Allen Robinson II	1	7	7.0	7	0
Jaylen Warren	1	-1	-1.0	-1	0
TOTAL	17	230	13.5	39	0

TOP DEFENSE	TOT	SOLO	AST	SCK	YDS	INT
Minkah Fitzpatrick	11	6	5	0.0	0.0	0
Cole Holcomb	8	3	5	0.0	0.0	0
Damontae Kazee	7	4	3	0.0	0.0	0

FIELD GOALS	FGM/FGA	PERCENT	RESULTS
Chris Boswell	1-1	100.0	53G
TOTAL	1-1	100.0	

LOS ANGELES RAMS

PASSING	ATT	CP	YDS	SK/YD	TD	LG	INT	RTG
Matthew Stafford	29	14	231	2/12	1	36	1	72.6
TOTAL	29	14	231	2/12	1	36	1	72.6

RUSHING	ATT	YDS	AVG	LG	TD
Royce Freeman	12	66	5.5	15	0
Darrell Henderson Jr.	18	61	3.4	16	1
Matthew Stafford	1	8	8.0	8	0
TOTAL	31	135	4.4	16	1

RECEIVING	NO	YDS	AVG	LG	TD
Puka Nacua	8	154	19.3	36	0
Cooper Kupp	2	29	14.5	24	0
Tutu Atwell	1	31	31.0	31t	1
Tyler Higbee	1	7	7.0	7	0
Darrell Henderson Jr.	1	5	5.0	5	0
Brycen Hopkins	1	5	5.0	5	0
TOTAL	14	231	16.5	36	1

TOP DEFENSE	TOT	SOLO	AST	SCK	YDS	INT
Michael Hoecht	7	4	3	2.0	16.0	0
Quentin Lake	6	4	2	0.0	0.0	0
Russ Yeast	6	2	4	0.0	0.0	0

FIELD GOALS	FGM/FGA	PERCENT	RESULTS
Brett Maher	1-3	33.3	53LU, 41G, 51WL
TOTAL	1-3	33.0	

Team Statistics

Steelers

Rams

First Downs	17	19
3rd-Down Eff. (Made/Att/Pct)	4/12/33%	9/16/56%
4th-Down Eff. (Made/Att/Pct)	1/1/100%	0/0/0%
Total Net Yards	300	354
Total Plays	56	62
Yards Per Play	5.4	5.7
Rushes/Net Yards	29/86	31/135
Net Passing	214	219
Pass Attempts/Completions	25/17	29/14
Had Intercepted	0	1
Sacked/Yards Lost	2/16	2/12
Punts/Average	5/43.6	4/52.0
Penalties/Yards	8/76	5/40
Fumbles/Lost	1/0	0/0
Possession Time	28:14	31:46



10

WEEK 5

Baltimore Ravens 10, Pittsburgh Steelers 17
67,272 🌟 Acrisure Stadium 🌟 Oct 8, 2023



17

Baltimore Ravens	7	3	0	0	—	10
Pittsburgh Steelers	0	3	0	14	—	17

SCORING DRIVES

TEAM	QTR	TIME	SCORING PLAY	BAL	PIT
Ravens	1	06:15	J.Hill 14 yd. run (J.Tucker kick) (7:59, 2:57)	7	0
Ravens	2	12:23	J.Tucker 23 yd. Field Goal (15:64, 7:22)	10	0
Steelers	2	03:16	C.Boswell 43 yd. Field Goal (7:26, 2:15)	10	3
Steelers	4	11:12	Punt blocked by M.Killebrew out of bounds in end zone for a Safety	10	5
Steelers	4	07:10	C.Boswell 25 yd. Field Goal (9:49, 4:02)	10	8
Steelers	4	01:17	G.Pickens 41 yd. pass from K.Pickett (pass failed) (8:80, 2:49)	10	14
Steelers	4	00:49	C.Boswell 42 yd. Field Goal (4-6, 0:13)	10	17

BALTIMORE RAVENS

PASSING	ATT	CP	YDS	SK/YD	TD	LG	INT	RTG
Lamar Jackson	38	22	236	4/26	0	30	1	65.2
TOTAL	38	22	236	4/26	0	30	1	65.2

RUSHING	ATT	YDS	AVG	LG	TD
Gus Edwards	12	48	4.0	11	0
Lamar Jackson	6	45	7.5	26	0
Justice Hill	7	32	4.6	14t	1
TOTAL	25	125	5.0	26	1

RECEIVING	NO	YDS	AVG	LG	TD
Mark Andrews	6	65	10.8	16	0
Zay Flowers	5	73	14.6	29	0
Nelson Agholor	4	64	16.0	30	0
Justice Hill	4	13	3.3	10	0
Odell Beckham Jr.	2	13	6.5	7	0
Rashod Bateman	1	8	8.0	8	0
TOTAL	22	236	10.7	30	0

TOP DEFENSE	TOT	SOLO	AST	SCK	YDS	INT
Roquan Smith	11	7	4	0.0	0.0	0
Patrick Queen	8	2	6	0.5	4.0	0
Justin Madubuike	5	3	2	0.5	4.0	0

FIELD GOALS	FGM/FGA	PERCENT	RESULTS
Justin Tucker	1-1	100.0	23G
TOTAL	1-1	100.0	

PITTSBURGH STEELERS

PASSING	ATT	CP	YDS	SK/YD	TD	LG	INT	RTG
Kenny Pickett	32	18	224	3/22	1	41t	0	88.5
TOTAL	32	18	224	3/22	1	41T	0	88.5

RUSHING	ATT	YDS	AVG	LG	TD
Jaylen Warren	9	40	4.4	16	0
Najee Harris	14	37	2.6	8	0
George Pickens	1	16	16.0	16	0
Kenny Pickett	6	-6	-1.0	2	0
TOTAL	30	87	2.9	16	0

RECEIVING	NO	YDS	AVG	LG	TD
George Pickens	6	130	21.7	41t	1
Allen Robinson II	5	29	5.8	10	0
Jaylen Warren	3	39	13.0	23	0
Connor Heyward	3	23	7.7	12	0
Najee Harris	1	3	3.0	3	0
TOTAL	18	224	12.4	41T	1

TOP DEFENSE	TOT	SOLO	AST	SCK	YDS	INT
Cole Holcomb	9	8	1	0.0	0.0	0
Minkah Fitzpatrick	9	7	2	0.0	0.0	0
Elandon Roberts	8	5	3	0.0	0.0	0

FIELD GOALS	FGM/FGA	PERCENT	RESULTS
Chris Boswell	3-3	100.0	43G, 25G, 42G
TOTAL	3-3	100.0	

Team Statistics

First Downs	19	17
3rd-Down Eff. (Made/Att/Pct)	5/14/36%	6/15/40%
4th-Down Eff. (Made/Att/Pct)	0/2/0%	0/0/0%
Total Net Yards	335	289
Total Plays	67	65
Yards Per Play	5.0	4.4
Rushes/Net Yards	25/125	30/87
Net Passing	210	202
Pass Attempts/Completions	38/22	32/18
Had Intercepted	1	0
Sacked/Yards Lost	4/26	3/22
Punts/Average	5/30.8	6/42.8
Penalties/Yards	2/20	3/30
Fumbles/Lost	4/2	1/1
Possession Time	30:14	29:46

Ravens Steelers



WEEK 4
Pittsburgh Steelers 6, Houston Texans 30
 71,399 🌟 NRG Stadium 🌟 Oct 1, 2023



Pittsburgh Steelers	0	0	6	0	—	6
Houston Texans	10	6	0	14	—	30

SCORING DRIVES

TEAM	QTR	TIME	SCORING PLAY	PIT	HOU
Texans	1	08:55	N.Collins 2 yd. pass from C.Stroud (K.Fairbairn kick) (12-69, 6:05)	0	7
Texans	1	01:20	K.Fairbairn 36 yd. Field Goal (9-27, 3:26)	0	10
Texans	2	12:09	K.Fairbairn 38 yd. Field Goal (7-48, 2:43)	0	13
Texans	2	00:00	K.Fairbairn 39 yd. Field Goal (5-57, 0:41)	0	16
Steelers	3	09:31	C.Boswell 35 yd. Field Goal (10-58, 5:29)	3	16
Steelers	3	05:47	C.Boswell 23 yd. Field Goal (7-41, 2:53)	6	16
Texans	4	10:50	D.Schultz 6 yd. pass from D.Singletary (K.Fairbairn kick) (10-58, 5:20)	6	23
Texans	4	03:39	N.Collins 52 yd. pass from C.Stroud (K.Fairbairn kick) (11-86, 6:24)	6	30

PITTSBURGH STEELERS

PASSING	ATT	CP	YDS	SK/YD	TD	LG	INT	RTG
Kenny Pickett	23	15	114	3/21	0	32	1	59.0
Mitch Trubisky	5	3	18	0/0	0	8	0	67.1
TOTAL	28	18	132	3/21	0	32	1	60.4

RUSHING	ATT	YDS	AVG	LG	TD
Najee Harris	14	71	5.1	23	0
Jaylen Warren	8	29	3.6	18	0
Kenny Pickett	2	9	4.5	8	0
Calvin Austin III	1	5	5.0	5	0
TOTAL	25	114	4.6	23	0

RECEIVING	NO	YDS	AVG	LG	TD
Jaylen Warren	6	26	4.3	7	0
George Pickens	3	25	8.3	17	0
Calvin Austin III	3	24	8.0	12	0
Pat Freiermuth	3	7	2.3	9	0
Najee Harris	1	32	32.0	32	0
Darnell Washington	1	10	10.0	10	0
Allen Robinson II	1	8	8.0	8	0
TOTAL	18	132	7.3	32	0

TOP DEFENSE	TOT	SOLO	AST	SCK	YDS	INT
Minkah Fitzpatrick	11	7	4	0.0	0.0	0
Elandon Roberts	10	5	5	0.0	0.0	0
Cole Holcomb	7	4	3	0.0	0.0	0

FIELD GOALS	FGM/FGA	PERCENT	RESULTS
Chris Boswell	2-2	100.0	35G, 23G
TOTAL	2-2	100.0	

HOUSTON TEXANS

PASSING	ATT	CP	YDS	SK/YD	TD	LG	INT	RTG
C.J. Stroud	30	16	306	0/0	2	52t	0	111.2
Devin Singletary	1	1	6	0/0	1	6t	0	131.2
TOTAL	31	17	312	0/0	3	52T	0	122.0

RUSHING	ATT	YDS	AVG	LG	TD
Dameon Pierce	24	81	3.4	13	0
Devin Singletary	7	25	3.6	9	0
C.J. Stroud	4	16	4.0	11	0
Tank Dell	2	13	6.5	7	0
Mike Boone	1	4	4.0	4	0
TOTAL	38	139	3.7	13	0

RECEIVING	NO	YDS	AVG	LG	TD
Nico Collins	7	168	24.0	52t	2
Dalton Schultz	3	42	14.0	29	1
Robert Woods	3	26	8.7	13	0
Dameon Pierce	1	27	27.0	27	0
John Metcalf III	1	22	22.0	22	0
Tank Dell	1	16	16.0	16	0
Devin Singletary	1	11	11.0	11	0
TOTAL	17	312	18.4	52T	3

TOP DEFENSE	TOT	SOLO	AST	SCK	YDS	INT
Christian Harris	12	5	7	0.0	0.0	0
Henry To'oTo'o	7	3	4	0.0	0.0	0
Grayland Arnold	6	5	1	0.0	0.0	0

FIELD GOALS	FGM/FGA	PERCENT	RESULTS
Ka'imi Fairbairn	3-3	100.0	36G, 38G, 39G
TOTAL	3-3	100.0	

Team Statistics

Steelers Texans

First Downs	12	24
3rd-Down Eff. (Made/Att/Pct)	6/14/43%	6/12/50%
4th-Down Eff. (Made/Att/Pct)	0/1/0%	0/1/0%
Total Net Yards	225	451
Total Plays	56	69
Yards Per Play	4.0	6.5
Rushes/Net Yards	25/114	38/139
Net Passing	111	312
Pass Attempts/Completions	28/18	31/17
Had Intercepted	1	0
Sacked/Yards Lost	3/21	0/0
Punts/Average	5/47.6	3/38.0
Penalties/Yards	2/18	8/63
Fumbles/Lost	2/0	2/0
Possession Time	27:25	32:35



23

WEEK 3

Pittsburgh Steelers 23, Las Vegas Raiders 18
62,541 Allegiant Stadium Sep 24, 2023



18

Pittsburgh Steelers	7	6	10	0	—	23
Las Vegas Raiders	7	0	0	11	—	18

SCORING DRIVES

TEAM	QTR	TIME	SCORING PLAY	PIT	LV
Raiders	1	07:04	D.Adams 32 yd. pass from J.Garoppolo (D.Carlson kick) (7-74, 3:23)	0	7
Steelers	1	06:12	C.Austin 72 yd. pass from K.Pickett (C.Boswell kick) (3-75, 0:52)	7	7
Steelers	2	08:33	C.Boswell 43 yd. Field Goal (8-44, 3:51)	10	7
Steelers	2	01:56	C.Boswell 42 yd. Field Goal (11-54, 5:08)	13	7
Steelers	3	09:28	C.Boswell 57 yd. Field Goal (9-52, 4:29)	16	7
Steelers	3	03:56	P.Freiermuth 13 yd. pass from K.Pickett (C.Boswell kick) (6-81, 3:19)	23	7
Raiders	4	05:41	D.Adams 1 yd. pass from J.Garoppolo (J.Garoppolo-M.Mayer pass) (11-80, 5:51)	23	13
Raiders	4	02:22	D.Carlson 26 yd. Field Goal (9-44, 2:13)	23	18

PITTSBURGH STEELERS

PASSING	ATT	CP	YDS	SK/YD	TD	LG	INT	RTG
Kenny Pickett	28	16	235	1/7	2	72t	0	108.5
TOTAL	28	16	235	1/7	2	72T	0	108.5

RUSHING	ATT	YDS	AVG	LG	TD
Najee Harris	19	65	3.4	17	0
Jaylen Warren	8	29	3.6	11	0
Kenny Pickett	3	11	3.7	10	0
Connor Heyward	1	0	0.0	0	0
TOTAL	31	105	3.4	17	0

RECEIVING	NO	YDS	AVG	LG	TD
George Pickens	4	75	18.8	32	0
Allen Robinson II	4	24	6.0	8	0
Pat Freiermuth	3	41	13.7	14	1
Jaylen Warren	3	23	7.7	16	0
Calvin Austin III	2	72	36.0	72t	1
TOTAL	16	235	14.7	72T	2

TOP DEFENSE	TOT	SOLO	AST	SCK	YDS	INT
Minkah Fitzpatrick	11	7	4	0.0	0.0	0
Kwon Alexander	7	5	2	0.0	0.0	0
Levi Wallace	6	4	2	0.0	0.0	2

FIELD GOALS	FGM/FGA	PERCENT	RESULTS
Chris Boswell	3-3	100.0	43G, 42G, 57G
TOTAL	3-3	100.0	

LAS VEGAS RAIDERS

PASSING	ATT	CP	YDS	SK/YD	TD	LG	INT	RTG
Jimmy Garoppolo	44	28	324	4/31	2	32t	3	72.5
TOTAL	44	28	324	4/31	2	32T	3	72.5

RUSHING	ATT	YDS	AVG	LG	TD
Josh Jacobs	17	62	3.6	10	0
Jimmy Garoppolo	2	7	3.5	7	0
TOTAL	19	69	3.6	10	0

RECEIVING	NO	YDS	AVG	LG	TD
Davante Adams	13	172	13.2	32t	2
Jakobi Meyers	7	85	12.1	18	0
Josh Jacobs	3	18	6.0	6	0
Hunter Renfrow	2	17	8.5	10	0
Ameer Abdullah	2	16	8.0	13	0
DeAndre Carter	1	16	16.0	16	0
TOTAL	28	324	11.6	32T	2

TOP DEFENSE	TOT	SOLO	AST	SCK	YDS	INT
Divine Deablo	8	4	4	0.0	0.0	0
Robert Spillane	7	6	1	0.0	0.0	0
Marcus Peters	6	5	1	0.0	0.0	0

FIELD GOALS	FGM/FGA	PERCENT	RESULTS
Daniel Carlson	1-1	100.0	26G
TOTAL	1-1	100.0	

Team Statistics

	Steelers	Raiders
First Downs	17	19
3rd-Down Eff. (Made/Att/Pct)	6/15/40%	4/13/31%
4th-Down Eff. (Made/Att/Pct)	0/0/0%	1/2/50%
Total Net Yards	333	362
Total Plays	60	67
Yards Per Play	5.6	5.4
Rushes/Net Yards	31/105	19/69
Net Passing	228	293
Pass Attempts/Completions	28/16	44/28
Had Intercepted	0	3
Sacked/Yards Lost	1/7	4/31
Punts/Average	6/53.8	5/52.4
Penalties/Yards	6/45	7/60
Fumbles/Lost	0/0	1/0
Possession Time	30:03	29:57

Steelers Raiders



22

WEEK 2

Cleveland Browns 22, Pittsburgh Steelers 26
67,576 🌐 Acrisure Stadium 🌐 Sep 18, 2023



26

Cleveland Browns	3	11	8	0	—	22
Pittsburgh Steelers	7	9	3	7	—	26

SCORING DRIVES

TEAM	QTR	TIME	SCORING PLAY	CLE	PIT
Steelers	1	14:51	A.Highsmith 30 yd. interception return (C.Boswell kick)	0	7
Browns	1	08:46	D.Hopkins 43 yd. Field Goal (11-50, 6:05)	3	7
Browns	2	14:02	J.Ford 3 yd. pass from D.Watson (J.Ford run) (4-23, 1:06)	9	7
Steelers	2	09:11	C.Boswell 52 yd. Field Goal (4-5, 1:20)	11	10
Steelers	2	06:05	G.Pickens 71 yd. pass from K.Pickett (run failed) (4-82, 1:36)	11	16
Browns	2	00:22	D.Hopkins 55 yd. Field Goal (7-38, 2:24)	14	16
Steelers	3	11:47	C.Boswell 50 yd. Field Goal (9-44, 3:13)	14	19
Browns	3	10:01	P.Strong 1 yd. run (D.Watson run) (4-75, 1:46)	22	19
Steelers	4	06:58	T.Watt 16 yd. fumble return (C.Boswell kick)	22	26

CLEVELAND BROWNS

PASSING	ATT	CP	YDS	SK/YD	TD	LG	INT	RTG
Deshaun Watson	40	22	235	6/25	1	29	1	70.3
TOTAL	40	22	235	6/25	1	29	1	70.3

RUSHING	ATT	YDS	AVG	LG	TD
Jerome Ford	16	106	6.6	69	0
Nick Chubb	10	64	6.4	20	0
Deshaun Watson	6	22	3.7	12	0
Elijah Moore	1	5	5.0	5	0
Pierre Strong Jr.	2	1	0.5	1t	1
TOTAL	35	198	5.7	69	1

RECEIVING	NO	YDS	AVG	LG	TD
Amari Cooper	7	90	12.9	23	0
David Njoku	4	48	12.0	29	0
Elijah Moore	3	36	12.0	16	0
David Bell	3	27	9.0	14	0
Jerome Ford	3	25	8.3	14	1
Donovan Peoples-Jones	1	7	7.0	7	0
Jordan Akins	1	2	2.0	2	0
TOTAL	22	235	10.7	29	1

TOP DEFENSE	TOT	SOLO	AST	SCK	YDS	INT
Grant Delpit	6	4	2	0.0	0.0	1
Denzel Ward	5	5	0	0.0	0.0	0
Jeremiah Owusu-Koramoah	4	4	0	0.0	0.0	0

FIELD GOALS	FGM/FGA PERCENT	RESULTS
Dustin Hopkins	2-3 66.7	43G, 43WL, 55G
TOTAL	2-3 66.0	

PITTSBURGH STEELERS

PASSING	ATT	CP	YDS	SK/YD	TD	LG	INT	RTG
Kenny Pickett	30	15	222	2/22	1	71t	1	71.8
TOTAL	30	15	222	2/22	1	71T	1	71.8

RUSHING	ATT	YDS	AVG	LG	TD
Najee Harris	10	43	4.3	21	0
Jaylen Warren	6	20	3.3	8	0
Calvin Austin III	1	-2	-2.0	-2	0
Kenny Pickett	4	-6	-1.5	-1	0
TOTAL	21	55	2.6	21	0

RECEIVING	NO	YDS	AVG	LG	TD
George Pickens	4	127	31.8	71t	1
Jaylen Warren	4	66	16.5	30	0
Allen Robinson II	2	12	6.0	7	0
Calvin Austin III	1	10	10.0	10	0
Miles Boykin	1	5	5.0	5	0
Pat Freiermuth	1	2	2.0	2	0
Najee Harris	1	0	0.0	0	0
Gunner Olszewski	1	0	0.0	0	0
TOTAL	15	222	14.8	71T	1

TOP DEFENSE	TOT	SOLO	AST	SCK	YDS	INT
Kwon Alexander	9	8	1	0.0	0.0	0
Cole Holcomb	8	3	5	0.0	0.0	0
Alex Highsmith	7	5	2	1.0	4.0	1

FIELD GOALS	FGM/FGA PERCENT	RESULTS
Chris Boswell	2-2 100.0	52G, 50G
TOTAL	2-2 100.0	

Team Statistics

First Downs	20	9
3rd-Down Eff. (Made/Att/Pct)	5/16/31%	4/14/29%
4th-Down Eff. (Made/Att/Pct)	0/2/0%	0/0/0%
Total Net Yards	408	255
Total Plays	81	53
Yards Per Play	5.0	4.8
Rushes/Net Yards	35/198	21/55
Net Passing	210	200
Pass Attempts/Completions	40/22	30/15
Had Intercepted	1	1
Sacked/Yards Lost	6/25	2/22
Punts/Average	5/47.6	7/45.7
Penalties/Yards	8/81	5/31
Fumbles/Lost	4/3	1/1
Possession Time	35:28	24:32

Browns Steelers



30

WEEK 1

San Francisco 49ers 30, Pittsburgh Steelers 7
67,679 🏟️ Acrisure Stadium 🏟️ Sep 10, 2023



7

San Francisco 49ers	10	10	7	3	—	30
Pittsburgh Steelers	0	7	0	0	—	7

SCORING DRIVES

TEAM	QTR	TIME	SCORING PLAY	SF	PIT
49ers	1	09:29	B.Aiyuk 8 yd. pass from B.Purdy (J.Moody kick) (7-54, 3:46)	6	0
49ers	1	04:38	J.Moody 41 yd. Field Goal (6-25, 3:22)	10	0
49ers	2	13:30	B.Aiyuk 19 yd. pass from B.Purdy (J.Moody kick) (9-68, 4:35)	17	0
49ers	2	08:22	J.Moody 32 yd. Field Goal (7-37, 3:55)	20	0
Steelers	2	00:10	P.Freiermuth 3 yd. pass from K.Pickett (C.Boswell kick) (12-95, 1:25)	20	7
49ers	3	14:02	C.McCaffrey 65 yd. run (J.Moody kick) (2-75, 0:58)	27	7
49ers	4	05:30	J.Moody 40 yd. Field Goal (9-29, 4:38)	30	7

SAN FRANCISCO 49ERS

PASSING	ATT	CP	YDS	SK/YD	TD	LG	INT	RTG
Brook Purdy	29	19	220	3/17	2	23	0	111.3
TOTAL	29	19	220	3/17	2	23	0	111.3

RUSHING	ATT	YDS	AVG	LG	TD
Christian McCaffrey	22	152	6.9	65t	1
Brook Purdy	3	20	6.7	17	0
Elijah Mitchell	5	10	2.0	4	0
Deebo Samuel	2	8	4.0	5	0
Sam Darnold	2	-2	-1.0	-1	0
TOTAL	34	188	5.5	65T	1

RECEIVING	NO	YDS	AVG	LG	TD
Brandon Aiyuk	8	129	16.1	23	2
Deebo Samuel	5	55	11.0	22	0
George Kittle	3	19	6.3	11	0
Christian McCaffrey	3	17	5.7	7	0
TOTAL	19	220	11.6	23	2

TOP DEFENSE	TOT	SOLO	AST	SCK	YDS	INT
Deommodore Lenoir	10	8	2	0.0	0.0	0
Fred Warner	8	5	3	0.0	0.0	0
Dre Greenlaw	6	3	3	0.0	0.0	0

FIELD GOALS	FGM/FGA	PERCENT	RESULTS
Jake Moody	3-3	100.0	41G, 32G, 40G
TOTAL	3-3	100.0	

PITTSBURGH STEELERS

PASSING	ATT	CP	YDS	SK/YD	TD	LG	INT	RTG
Kenny Pickett	46	31	232	5/34	1	31	2	68.4
TOTAL	46	31	232	5/34	1	31	2	68.4

RUSHING	ATT	YDS	AVG	LG	TD
Najee Harris	6	31	5.2	24	0
Jaylen Warren	3	6	2.0	3	0
Kenny Pickett	1	4	4.0	4	0
TOTAL	10	41	4.1	24	0

RECEIVING	NO	YDS	AVG	LG	TD
Calvin Austin III	6	37	6.2	13	0
Allen Robinson II	5	64	12.8	31	0
George Pickens	5	36	7.2	9	0
Jaylen Warren	5	12	2.4	9	0
Diontae Johnson	3	48	16.0	26	0
Connor Heyward	2	19	9.5	11	0
Anthony McFarland Jr.	2	11	5.5	6	0
Najee Harris	2	2	1.0	4	0
Pat Freiermuth	1	3	3.0	3t	1
TOTAL	31	232	7.5	31	1

TOP DEFENSE	TOT	SOLO	AST	SCK	YDS	INT
Kwon Alexander	8	7	1	0.0	0.0	0
Elandon Roberts	8	6	2	0.0	0.0	0
Alex Highsmith	7	4	3	0.0	0.0	0

FIELD GOALS	FGM/FGA	PERCENT	RESULTS
	No Field Goals		

Team Statistics

	49ers	Steelers
First Downs	22	15
3rd-Down Eff. (Made/Att/Pct)	6/13/46%	5/15/33%
4th-Down Eff. (Made/Att/Pct)	1/1/100%	1/3/33%
Total Net Yards	391	239
Total Plays	66	61
Yards Per Play	5.9	3.9
Rushes/Net Yards	34/188	10/41
Net Passing	203	198
Pass Attempts/Completions	29/19	46/31
Had Intercepted	0	2
Sacked/Yards Lost	3/17	5/34
Punts/Average	3/44.7	6/42.3
Penalties/Yards	11/85	6/60
Fumbles/Lost	3/1	0/0
Possession Time	37:23	22:37

1980 (AFC CENTRAL)				
Wk	CIN	CLE*	HOU#	PIT
1	0-1	0-1	0-1	1-0
2	0-2	0-2	1-1	2-0
3	1-2	1-2	2-1	2-1
4	1-3	2-2	3-1	3-1
5	1-4	2-3	3-2	4-1
6	2-4	3-3	3-3	4-2
7	3-4	4-3	4-3	4-3
8	3-5	5-3	5-3	4-4
9	3-6	6-3	6-3	5-4
10	3-7	7-3	7-3	6-4
11	3-8	7-4	8-4	7-4
12	3-9	8-4	8-4	7-5
13	4-9	9-4	8-5	8-5
14	5-9	10-4	9-5	8-6
15	6-9	10-5	10-5	9-6
16	6-10	11-5	11-5	9-7

1981 (AFC CENTRAL)				
Wk	CIN*	CLE	HOU	PIT
1	1-0	0-1	1-0	0-1
2	2-0	0-2	2-0	0-2
3	2-1	1-2	2-1	1-2
4	3-1	2-2	2-2	2-2
5	3-2	2-3	3-2	3-2
6	4-2	2-4	4-2	4-2
7	5-2	3-4	4-3	4-3
8	5-3	4-4	4-4	5-3
9	6-3	4-5	4-5	5-4
10	7-3	4-6	5-5	5-5
11	8-3	5-6	5-6	6-5
12	9-3	5-7	5-7	7-5
13	10-3	5-8	5-8	8-5
14	10-4	5-6	6-8	8-6
15	11-4	5-10	6-9	8-7
16	12-4	5-11	7-9	8-8

1982 (AFC CENTRAL)				
Wk	CIN+	CLE+	HOU	PIT+
1	1-0	1-0	0-1	1-0
2	1-1	1-1	1-1	2-0
3	Games Canceled (NFL Player Strike)			
4	Games Canceled (NFL Player Strike)			
5	Games Canceled (NFL Player Strike)			
6	Games Canceled (NFL Player Strike)			
7	Games Canceled (NFL Player Strike)			
8	Games Canceled (NFL Player Strike)			
9	Games Canceled (NFL Player Strike)			
10	2-1	2-1	1-2	3-0
11	3-1	2-2	1-3	3-1
12	4-1	2-3	1-4	4-1
13	5-1	2-4	1-5	4-2
14	5-2	3-4	1-6	4-3
15	6-2	4-4	1-7	5-3
16	7-2	4-5	1-8	6-3

1983 (AFC CENTRAL)				
Wk	CIN	CLE	HOU	PIT*
1	0-1	0-1	0-1	0-1
2	0-2	1-1	0-2	1-1
3	0-3	2-1	0-3	2-1
4	1-3	3-1	0-4	2-2
5	1-4	3-2	0-5	3-2
6	1-5	4-2	0-6	4-2
7	1-6	4-3	0-7	5-2
8	2-6	4-4	0-8	6-2
9	3-6	5-4	0-9	7-2
10	4-6	5-5	0-10	8-2
11	4-7	6-5	1-10	9-2
12	5-7	7-5	1-11	9-3
13	5-8	8-5	1-12	9-4
14	6-8	8-6	1-13	9-5
15	7-8	8-7	2-13	10-5
16	7-9	9-7	2-14	10-6

1984 (AFC CENTRAL)				
Wk	CIN	CLE	HOU#	PIT*
1	0-1	0-1	0-1	0-1
2	0-2	0-2	0-2	1-1
3	0-3	0-3	0-3	2-1
4	0-4	1-3	0-4	2-2
5	0-5	1-4	0-5	3-2
6	1-5	1-5	0-6	3-3
7	1-6	1-6	0-7	4-3
8	2-6	1-7	0-8	4-4
9	3-6	1-8	0-9	5-4
10	3-7	2-8	0-10	6-4
11	4-7	2-9	1-10	6-5
12	4-8	3-9	2-10	6-6
13	5-8	4-9	2-11	7-6
14	6-8	4-10	3-11	7-7
15	7-8	4-11	3-12	8-7
16	8-8	5-11	3-13	9-7

1985 (AFC CENTRAL)				
Wk	CIN	CLE*	HOU	PIT
1	0-1	0-1	1-0	1-0
2	0-2	1-1	1-1	1-1
3	0-3	1-2	1-2	2-1
4	1-3	2-2	1-3	2-2
5	1-4	3-2	1-4	2-3
6	2-4	4-2	1-5	2-4
7	2-5	4-3	2-5	3-4
8	3-5	4-4	3-5	3-5
9	4-5	4-5	4-5	4-5
10	5-5	4-6	4-6	5-5
11	5-6	5-6	4-7	6-5
12	5-7	6-6	5-7	6-6
13	6-7	7-6	5-8	6-7
14	7-7	7-7	5-9	6-8
15	7-8	8-7	5-10	7-8
16	7-9	8-8	5-11	7-9

1986 (AFC CENTRAL)				
Wk	CIN	CLE*	HOU	PIT
1	0-1	0-1	1-0	0-1
2	1-1	1-1	1-1	0-2
3	2-1	1-2	1-2	0-3
4	2-2	2-2	1-3	1-3
5	3-2	3-2	1-4	1-4
6	4-2	4-2	1-5	1-5
7	5-2	4-3	1-6	1-6
8	5-3	5-3	1-7	2-6
9	6-3	6-3	1-8	3-6
10	6-4	7-3	2-4	3-7
11	7-4	7-4	2-9	4-7
12	8-4	8-4	3-9	4-8
13	8-5	9-4	3-10	4-9
14	9-5	10-4	3-11	5-9
15	9-5	11-4	4-11	6-9
16	10-6	12-4	5-11	6-10

1987 (AFC CENTRAL)				
Wk	CIN	CLE*	HOU#	PIT
1	1-0	0-1	1-0	1-0
2	1-1	1-1	1-1	1-1
3	Game Canceled (NFL Player Strike)			
4	1-2	2-1	2-1	2-1
5	2-2	2-2	3-1	2-2
6	2-3	3-2	3-2	3-2
7	2-4	4-2	4-2	4-2
8	2-5	4-3	5-2	4-3
9	2-6	5-3	5-3	5-3
10	3-6	6-3	6-3	5-4
11	3-7	7-3	6-4	6-4
12	3-8	7-4	6-5	6-5
13	4-8	7-5	7-5	7-5
14	4-9	8-5	7-6	8-5
15	4-10	9-5	8-6	8-6
16	4-11	10-5	9-6	8-7

1988 (AFC CENTRAL)				
Wk	CIN*	CLE#	HOU#	PIT
1	1-0	1-0	1-0	1-0
2	2-0	1-1	2-0	1-1
3	3-0	2-1	2-1	1-2
4	4-0	2-2	3-1	1-3
5	5-0	3-2	3-2	1-4
6	6-0	3-3	4-2	1-5
7	6-1	4-3	5-2	1-6
8	7-1	5-3	5-3	2-6
9	7-2	6-3	6-3	2-7
10	8-2	6-4	7-3	2-8
11	8-3	6-5	7-4	2-9
12	9-3	7-5	8-4	2-10
13	10-3	8-5	9-4	3-10
14	11-3	9-5	9-5	4-10
15	11-4	9-6	10-5	4-11
16	12-4	10-6	10-6	5-11

1989 (AFC CENTRAL)				
Wk	CIN*	CLE	HOU#	PIT
1	0-1	1-0	0-1	0-1
2	1-1	2-0	1-1	0-2
3	2-1	2-1	1-1	0-2
4	3-1	3-1	2-2	2-2
5	4-1	3-2	2-3	2-3
6	4-2	3-3	3-3	3-3
7	4-3	4-3	4-3	3-4
8	5-3	5-3	4-4	4-4
9	5-4	6-3	5-4	4-5
10	5-5	7-3	6-4	4-6
11	6-5	7-3-1	7-4	5-6
12	6-6	7-4-1	7-5	6-6
13	7-6	7-5-1	8-5	6-7
14	7-7	7-6-1	9-5	7-7
15	8-7	8-6-1	9-6	8-7
16	8-8	9-6-1	9-7	9-7

1990 (AFC CENTRAL)				
Wk	CIN*	CLE	HOU#	PIT
1	1-0	1-0	0-1	0-1
2	2-0	1-1	0-2	1-1
3	3-0	1-2	1-2	1-2
4	3-1	1-3	2-2	1-3
5	4-1	2-3	2-3	2-3
6	4-2	2-4	3-3	3-3
7	5-2	2-5	4-3	3-4
8	5-3	2-6	4-4	4-4
9	5-4	2-7	4-5	5-4
10	6-4	2-8	5-5	5-5
11	6-5	2-9	6-5	6-5
12	7-5	2-10	6-6	6-6
13	7-6	2-11	7-6	7-6
14	7-7	3-11	8-6	8-6
15	8-7	3-12	8-7	9-6
16	9-7	3-13	9-7	9-7

1991 (AFC CENTRAL)				
Wk	CIN	CLE	HOU*	PIT
1	0-1	0-1	1-0	1-0
2	0-2	1-1	2-0	1-1
3	0-3	2-1	3-0	2-1
4	0-4	2-2	3-1	2-2
5	0-5	2-3	4-1	3-2
6	0-6	2-4	5-1	3-3
7	0-7	3-4	6-1	3-4
8	0-8	4-4	7-1	3-5
9	1-8	4-5	7-2	3-6
10	1-9	4-6	8-2	4-6
11	1-10	4-7	9-2	4-7
12	1-11	5-7	9-3	5-7
13	2-11	6-7	9-4	5-8
14	2-12	6-8	10-4	5-9
15	2-13	6-9	11-4	6-9
16	3-13	6-10	11-5	7-9

1992 (AFC CENTRAL)				
Wk	CIN	CLE	HOU#	PIT*
1	1-0	0-1	0-1	1-0
2	2-0	0-2	1-1	2-0
3	2-1	1-2	2-1	3-0
4	2-2	1-3	3-1	3-1
5	2-3	2-3	4-1	3-2
6	2-4	3-3	4-2	4-2
7	2-5	4-3	5-2	5-2
8	3-5	4-4	5-3	6-2
9	4-5	5-4	5-4	6-3
10	4-6	5-5	6-4	7-3
11	4-7	5-6	6-5	8-3
12	4-8	6-6	7-5	9-3
13	4-9	7-6	8-5	10-3
14	4-10	7-7	8-6	10-4
15	5-10	7-8	9-6	10-5
16	5-11	7-9	10-6	11-5

1993 (AFC CENTRAL)				
Wk	CIN	CLE	HOU*	PIT#
1	0-1	1-0	0-1	0-1
2	0-2	2-0	1-1	0-2
3	0-3	3-0	1-2	1-2
4	0-4	3-1	1-3	2-2
5	0-5	3-2	1-4	3-2
6	0-6	4-2	2-4	4-2
7	0-7	5-2	3-4	4-3
8	0-8	5-3	4-4	5-3
9	0-9	5-4	5-4	6-3
10	0-10	5-5	6-4	6-4
11	1-10	5-6	7-4	6-5
12	1-11	6-6	8-4	7-5
13	1-12	6-7	9-4	8-5
14	2-12	6-8	10-4	8-6
15	3-12	7-8	11-4	8-7
16	3-13	7-9	12-4	9-7

1994 (AFC CENTRAL)				
Wk	CIN	CLE#	HOU	PIT*
1	0-1	1-0	0-1	0-1
2	0-2	1-1	0-2	1-1
3	0-3	2-1	0-3	2-1
4	0-4	3-1	1-3	2-2
5	0-5	4-1	1-4	3-2
6	0-6	5-1	1-5	4-2
7	0-7	6-1	1-6	5-2
8	0-8	6-2	1-7	5-3
9	1-8	7-2	1-8	6-3
10	2-8	8-2	1-9	7-3
11	2-9	8-3	1-10	8-3
12	2-10	9-3	1-11	9-3
13	2-11	9-4	1-12	10-3
14	2-12	10-4	1-13	11-3
15	2-13	10-5	1-14	12-3
16	3-13	11-5	2-14	12-4

1995 (AFC CENTRAL)					
Wk	CIN	CLE	HOU#	JAX	PIT*
1	1-0	0-1	1-0	0-1	1-0
2	2-0	1-1	1-1	0-2	2-0
3	2-1	1-2	1-2	0-3	2-1
4	2-2	2-2	2-2	0-4	2-2
5	2-3	2-3	2-3	1-4	3-2
6	2-4	2-4	2-4	2-4	3-3
7	3-4	2-5	2-5	2-5	3-4
8	3-5	3-5	3-5	3-5	4-4
9	3-6	4-5	4-5	3-6	5-4
10	4-6	4-6	4-6	3-7	6-4
11	4-7	4-7	4-7	3-8	7-4
12	5-7	5-7	5-7	3-9	8-4
13	5-8	5-8	5-8	3-10	9-4
14	6-8	5-9	5-9	3-11	10-4
15	6-9	6-9	6-9	3-12	11-4
16	7-9	7-9	7-9	4-12	11-5

1996 (AFC CENTRAL)					
Wk	CIN	BAL	HOU	JAX#	PIT*
1	0-1	1-0	0-1	1-0	0-1
2	0-2	1-1	1-1	1-1	1-1
3	1-2	1-2	2-1	1-2	2-1
4	1-3	2-2	2-2	1-3	3-1
5	1-4	2-3	2-2	2-3	4-1
6	1-5	2-4	4-2	2-4	5-1
7	1-6	2-5	5-2	3-4	5-2
8	2-6	3-5	5-3	3-5	6-2
9	3-6	3-6	5-4	3-6	7-2
10	4-6	3-7	6-4	4-6	7-3
11	4-7	3-8	6-5	4-7	8-3
12	5-7	3-9	6-6	5-7	9-3
13	5-8	4-9	7-6	6-7	9-4
14	6-8	4-10	7-7	7-7	10-4
15	7-8	4-11	7-8	8-7	10-5
16	8-8	4-12	8-8	9-7	10-6

1997 (AFC CENTRAL)					
Wk	CIN	BAL	JAX#	TEN	PIT*
1	1-0	0-1	1-0	1-0	0-1
2	1-1	1-1	2-0	1-1	1-1
3	1-2	2-1	3-0	1-2	1-2
4	1-3	3-1	3-1	1-3	2-2
5	1-4	3-2	4-1	1-4	3-2
6	1-5	3-3	5-1	2-4	4-2
7	1-6	3-4	5-2	3-4	5-2
8	1-7	4-4	5-3	4-4	6-2
9	2-7	4-5	6-3	4-5	6-3
10	3-7	4-6	7-3	5-5	7-3
11	3-8	4-6-1	8-3	5-6	8-3
12	4-8	4-7-1	8-4	6-6	8-4
13	4-9	4-8-1	9-4	7-6	9-4
14	5-9	5-8-1	9-5	7-7	10-4
15	6-9	6-8-1	10-5	7-8	11-4
16	7-9	6-9-1	11-5	8-8	11-5

1998 (AFC CENTRAL)					
Wk	CIN	BAL	JAX*	TEN	PIT
1	0-1	0-1	1-0	1-0	1-0
2	1-1	1-1	2-0	1-1	2-0
3	1-2	1-1	3-0	1-2	2-1
4	1-3	2-2	4-0	1-3	3-1
5	2-3	2-3	5-0	2-3	3-2
6	2-4	2-4	5-1	3-3	4-2
7	2-5	2-5	5-2	3-4	5-3
8	2-6	2-6	6-2	4-4	5-2
9	2-7	3-6	7-2	5-4	6-3
10	2-8	3-7	8-2	6-4	6-4
11	2-9	4-7	8-3	6-5	7-4
12	2-10	5-7	9-3	6-6	7-5
13	2-11	5-8	10-3	7-6	7-6
14	2-12	5-9	10-4	8-6	7-7
15	3-12	5-10	10-5	8-7	7-8
16	3-13	6-10	11-5	8-8	7-9

1999 (AFC CENTRAL)						
Wk	CIN	CLE	BAL	JAX*	TEN#	PIT
1	0-1	0-1	0-1	1-0	1-0	1-0
2	0-2	0-2	0-2	2-0	2-0	2-0
3	0-3	0-3	1-2	2-1	3-0	2-1
4	1-3	0-4	2-2	3-1	3-1	2-2
5	1-4	0-5	2-3	4-1	4-1	2-3
6	1-5	0-6	Bye	5-1	Bye	3-3
7	1-6	0-7	2-4	Bye	5-1	4-3
8	1-7	1-7	2-5	6-1	6-1	Bye
9	1-8	1-8	3-5	7-1	6-2	5-3
10	1-9	2-8	3-6	8-1	7-2	5-4
11	1-10	2-9	4-6	9-1	8-2	5-5
12	2-10	2-10	4-7	10-1	9-2	5-6
13	3-10	2-11	5-7	11-1	9-3	5-7
14	4-10	2-12	6-7	12-1	10-3	5-8
15	Bye	2-13	7-7	13-1	11-3	5-9
16	4-11	2-14	8-7	13-2	12-3	6-9
17	4-12	Bye	8-8	14-2	13-3	6-10

2000 (AFC CENTRAL)						
Wk	CIN	CLE	BAL#	JAX	TEN#	PIT
1	Bye	0-1	1-0	1-0	0-1	0-1
2	0-1	1-1	2-0	1-1	1-1	Bye
3	0-2	2-1	2-1	2-1	Bye	0-2
4	0-3	2-2	3-1	2-2	2-1	0-3
5	0-4	2-3	4-1	2-3	3-1	1-3
6	0-5	2-4	5-1	2-4	4-1	2-3
7	0-6	2-5	5-2	2-5	5-1	3-3
8	1-6	2-6	5-3	2-6	6-1	4-3
9	2-6	2-7	5-4	3-6	7-1	5-3
10	2-7	2-8	6-4	Bye	8-1	5-4
11	2-8	3-8	7-4	3-7	8-2	5-5
12	2-9	3-9	8-4	4-7	9-2	5-6
13	2-10	3-10	9-4	5-7	9-3	6-6
14	3-10	3-11	Bye	6-7	10-3	7-6
15	3-11	3-12	10-4	7-7	11-3	7-7
16	4-11	3-13	11-4	7-8	12-3	8-7
17	4-12	Bye	12-4	7-9	13-3	9-7

2001 (AFC CENTRAL)						
Wk	CIN	CLE	BAL#	JAX	TEN	PIT*
1	1-0	0-1	1-0	1-0	0-1	0-1
2	2-0	1-1	1-1	2-0	0-2	Bye
3	2-1	2-1	2-1	2-1	Bye	1-1
4	2-2	3-1	3-1	2-2	0-3	2-1
5	3-2	3-2	3-2	Bye	1-3	3-1
6	3-3	4-2	3-3	2-3	2-3	4-1
7	4-3	Bye	4-3	2-4	2-4	5-1
8	Bye	4-3	5-3	2-5	3-4	5-2
9	4-4	4-4	6-3	3-5	3-5	6-2
10	4-5	5-4	6-4	3-6	4-5	7-2
11	4-6	6-4	7-4	3-7	4-6	8-2
12	4-7	6-5	8-4	3-8	5-6	9-2
13	4-8	6-6	Bye	4-8	5-7	10-2
14	4-9	6-7	8-5	5-8	6-7	11-2
15	4-10	6-8	9-5	6-8	7-7	12-2
16	5-10	7-8	9-6	6-9	7-8	12-3
17	6-10	7-9	10-6	6-10	7-9	13-3

2002 (AFC NORTH)				
Wk	BAL	CIN	CLE#	PIT*
1	0-1	0-1	0-1	0-1
2	0-2	0-2	1-1	0-2
3	Bye	0-3	2-1	Bye
4	1-2	0-4	2-2	1-2
5	2-2	0-5	2-3	1-3
6	2-3	0-6	2-4	2-3
7	3-3	Bye	3-4	3-3
8	3-4	0-7	4-4	4-3
9	3-5	1-7	4-5	5-3
10	4-5	1-8	Bye	5-3-1
11	4-6	1-9	5-5	5-4-1
12	5-6	1-10	6-5	6-4-1
13	6-6	1-11	6-6	7-4-1
14	6-7	1-12	7-6	7-5-1
15	7-7	1-13	7-7	8-5-1
16	7-8	2-13	8-7	9-5-1
17	7-9	2-14	9-7	10-5-1

2003 (AFC NORTH)				
Wk	BAL*	CIN	CLE	PIT
1	0-1	0-1	0-1	1-0
2	1-1	0-2	0-2	1-1
3	2-1	0-3	1-2	2-1
4	2-2	1-3	1-3	2-2
5	Bye	1-4	2-3	2-3
6	3-2	Bye	3-3	2-4
7	3-3	2-4	3-4	Bye
8	4-3	3-4	3-5	2-5
9	5-3	3-5	Bye	2-6
10	5-4	4-5	3-6	3-6
11	5-5	5-5	4-6	3-7
12	6-5	6-5	4-7	4-7
13	7-5	7-5	4-8	4-8
14	8-5	7-6	4-9	5-8
15	8-6	8-6	4-10	5-9
16	9-6	8-7	4-11	6-9
17	10-6	8-8	5-11	6-10

2004 (AFC NORTH)				
Wk	BAL	CIN	CLE	PIT*
1	0-1	0-1	1-0	1-0
2	1-1	1-1	1-1	1-1
3	2-1	1-2	1-2	2-1
4	2-2	1-3	2-2	3-1
5	3-2	Bye	2-3	4-1
6	Bye	1-4	3-3	5-1
7	4-2	2-4	3-4	Bye
8	4-3	2-5	Bye	6-1
9	5-3	3-5	3-5	7-1
10	6-3	4-5	3-6	8-1
11	7-3	4-6	3-7	9-1
12	7-4	5-6	3-8	10-1
13	7-5	6-6	3-9	11-1
14	8-5	6-7	3-10	12-1
15	8-6	6-8	3-11	13-1
16	8-7	7-8	3-12	14-1
17	9-7	8-8	4-12	15-1

2005 (AFC NORTH)				
Wk	BAL	CIN*	CLE	PIT#
1	0-1	1-0	0-1	1-0
2	0-2	2-0	1-1	2-0
3	Bye	3-0	1-2	2-1
4	1-2	4-0	Bye	Bye
5	1-3	4-1	2-2	3-1
6	2-3	5-1	2-3	3-2
7	2-4	5-2	2-4	4-2
8	2-5	6-2	2-5	5-2
9	2-6	7-2	3-5	6-2
10	2-7	Bye	3-6	7-2
11	3-7	7-3	4-6	7-3
12	3-8	8-3	4-7	7-4
13	4-8	9-3	4-8	7-5
14	4-9	10-3	4-9	8-5
15	5-9	11-3	5-9	9-5
16	6-9	11-4	5-10	10-5
17	6-10	11-5	6-10	11-5

2006 (AFC NORTH)				
Wk	BAL*	CIN	CLE	PIT
1	1-0	1-0	0-1	1-0
2	2-0	2-0	0-2	1-1
3	3-0	3-0	0-3	1-2
4	4-0	3-1	1-3	Bye
5	4-1	Bye	1-4	1-3
6	4-2	3-2	Bye	2-3
7	Bye	4-2	1-5	2-4
8	5-2	4-3	2-5	2-5
9	6-2	4-4	2-6	2-6
10	7-2	4-5	3-6	3-6
11	8-2	5-5	3-7	4-6
12	9-2	6-5	3-8	4-7
13	9-3	7-5	4-8	5-7
14	10-3	8-5	4-9	6-7
15	11-3	8-6	4-10	7-7
16	12-3	8-7	4-11	7-8
17	13-3	8-8	4-12	8-8

2007 (AFC NORTH)

Wk	BAL	CIN	CLE	PIT*
1	0-1	1-0	0-1	1-0
2	1-1	1-1	1-1	2-0
3	2-1	1-2	1-2	3-0
4	2-2	1-3	2-2	3-1
5	3-2	Bye	2-3	4-1
6	4-2	1-4	3-3	Bye
7	4-3	2-4	Bye	4-2
8	Bye	2-5	4-3	5-2
9	4-4	2-6	5-3	6-2
10	4-5	3-6	5-4	7-2
11	4-6	3-7	6-4	7-3
12	4-7	4-7	7-4	8-3
13	4-8	4-8	7-5	9-3
14	4-9	5-8	8-5	9-4
15	4-10	5-9	9-5	9-5
16	4-11	6-9	9-6	10-5
17	5-11	7-9	10-6	10-6

2008 (AFC NORTH)

Wk	BAL#	CIN	CLE	PIT*
1	1-0	0-1	0-1	1-0
2	Bye	0-2	0-2	2-0
3	2-0	0-3	0-3	2-1
4	2-1	0-4	1-3	3-1
5	2-2	0-5	Bye	4-1
6	2-3	0-6	2-3	Bye
7	3-3	0-7	2-4	5-1
8	4-3	0-8	3-4	5-2
9	5-3	1-8	3-5	6-2
10	6-3	Bye	3-6	6-3
11	6-4	1-8-1	4-6	7-3
12	7-4	1-9-1	4-7	8-3
13	8-4	1-10-1	4-8	9-3
14	9-4	1-11-1	4-9	10-3
15	9-5	2-11-1	4-10	11-3
16	10-5	3-11-1	4-11	11-4
17	11-5	4-11-1	4-12	12-4

2009 (AFC NORTH)

Wk	BAL#	CIN*	CLE	PIT
1	1-0	0-1	0-1	1-0
2	2-0	1-1	0-2	1-1
3	3-0	2-1	0-3	1-2
4	3-1	3-1	0-4	2-2
5	3-2	4-1	1-4	3-2
6	3-3	4-2	1-5	4-2
7	Bye	5-2	1-6	5-2
8	4-3	Bye	1-7	Bye
9	4-4	6-2	Bye	6-2
10	5-4	7-2	1-8	6-3
11	5-5	7-3	1-9	6-4
12	6-5	8-3	1-10	6-5
13	6-6	9-3	1-11	6-6
14	7-6	9-4	2-11	6-7
15	8-6	9-5	3-11	7-7
16	8-7	10-5	4-11	8-7
17	9-7	10-6	5-11	9-7

2010 (AFC NORTH)

Wk	BAL#	CIN	CLE	PIT*
1	1-0	0-1	0-1	1-0
2	1-1	1-1	0-2	2-0
3	2-1	2-1	0-3	3-0
4	3-1	2-2	1-3	3-1
5	4-1	2-3	1-4	Bye
6	4-2	Bye	1-5	4-1
7	5-2	2-4	2-5	5-1
8	Bye	2-5	Bye	5-2
9	6-2	2-6	3-5	6-2
10	6-3	2-7	3-6	6-3
11	7-3	2-8	3-7	7-3
12	8-3	2-9	4-7	8-3
13	8-4	2-10	5-7	9-3
14	9-4	2-11	5-8	10-3
15	10-4	3-11	5-9	10-4
16	11-4	4-11	5-10	11-4
17	12-4	4-12	5-11	12-4

2011 (AFC NORTH)

Wk	BAL*	CIN	CLE	PIT#
1	1-0	1-0	0-1	0-1
2	1-1	1-1	1-1	1-1
3	2-1	1-2	2-1	2-1
4	3-1	2-2	2-2	2-2
5	Bye	3-2	Bye	3-2
6	4-1	4-2	2-3	4-2
7	4-2	Bye	3-3	5-2
8	5-2	5-2	3-4	6-2
9	6-2	6-2	3-5	6-3
10	6-3	6-3	3-6	7-3
11	7-3	6-4	4-6	Bye
12	8-3	7-4	4-7	8-3
13	9-3	7-5	4-8	9-3
14	10-3	7-6	4-9	10-3
15	10-4	8-6	4-10	10-4
16	11-4	9-6	4-11	11-4
17	12-4	9-7	4-12	12-4

2012 (AFC NORTH)

Wk	BAL*	CIN#	CLE	PIT
1	1-0	0-1	0-1	0-1
2	1-1	1-1	0-2	1-1
3	2-1	2-1	0-3	1-2
4	3-1	3-1	0-4	Bye
5	4-1	3-2	0-5	2-2
6	5-1	3-3	1-5	2-3
7	5-2	3-4	1-6	3-3
8	Bye	Bye	2-6	4-3
9	6-2	3-5	2-7	5-3
10	7-2	4-5	Bye	6-3
11	8-2	5-5	2-8	6-4
12	9-2	6-5	3-8	6-5
13	9-3	7-5	4-8	7-5
14	9-4	7-6	5-8	7-6
15	9-5	8-6	5-9	7-7
16	10-5	9-6	5-10	7-8
17	10-6	10-6	5-11	8-8

2013 (AFC NORTH)

Wk	BAL	CIN*	CLE	PIT
1	0-1	0-1	0-1	0-1
2	1-1	1-1	0-2	0-2
3	2-1	2-1	1-2	0-3
4	2-2	2-2	2-2	0-4
5	3-2	3-2	3-2	Bye
6	3-3	4-2	3-3	1-4
7	3-4	5-2	3-4	2-4
8	Bye	6-2	3-5	2-5
9	3-5	6-3	4-5	2-6
10	4-5	6-4	Bye	3-6
11	4-6	7-4	4-6	4-6
12	5-6	Bye	4-7	5-6
13	6-6	8-4	4-8	5-7
14	4-6	9-4	4-9	5-8
15	8-6	9-5	4-10	6-8
16	8-7	10-5	4-11	7-8
17	8-8	11-5	4-12	8-8

2014 (AFC NORTH)

Wk	BAL#	CIN#	CLE	PIT*
1	0-1	1-0	0-1	1-0
2	1-1	2-0	1-1	1-1
3	2-1	3-0	1-2	2-1
4	3-1	Bye	Bye	2-2
5	3-2	3-1	2-2	3-2
6	4-2	3-1-1	3-2	3-3
7	5-2	3-2-1	3-3	4-3
8	5-3	4-2-1	4-3	5-3
9	5-4	5-2-1	5-3	6-3
10	6-4	5-3-1	6-3	6-4
11	Bye	6-3-1	6-4	7-4
12	7-4	7-3-1	7-4	Bye
13	7-5	8-3-1	7-5	7-5
14	8-5	8-4-1	7-6	8-5
15	9-5	9-4-1	7-7	9-5
16	9-6	10-4-1	7-8	10-5
17	10-6	10-5-1	7-9	11-5

2015 (AFC NORTH)

Wk	BAL	CIN*	CLE	PIT#
1	0-1	1-0	0-1	0-1
2	0-2	2-0	1-1	1-1
3	0-3	3-0	1-2	2-1
4	1-3	4-0	1-3	2-2
5	1-4	5-0	2-3	3-2
6	1-5	6-0	2-4	4-2
7	1-6	Bye	2-5	4-3
8	2-6	7-0	2-6	4-4
9	Bye	8-0	2-7	5-4
10	2-7	8-1	2-8	6-4
11	3-7	8-2	Bye	Bye
12	4-7	9-2	2-9	6-5
13	4-8	10-2	2-10	7-5
14	4-9	10-3	3-10	8-5
15	4-10	11-3	3-11	9-5
16	5-10	11-4	3-12	9-6
17	5-11	12-4	3-13	10-6

2016 (AFC NORTH)				
Wk	BAL	CIN	CLE	PIT*
1	1-0	1-0	0-1	1-0
2	2-0	1-1	0-2	2-0
3	3-0	1-2	0-3	2-1
4	3-1	2-2	0-4	3-1
5	3-2	2-3	0-5	4-1
6	3-3	2-4	0-6	4-2
7	3-4	3-4	0-7	4-3
8	Bye	3-4-1	0-8	Bye
9	4-4	Bye	0-9	4-4
10	5-4	3-5-1	0-10	4-5
11	5-5	3-6-1	0-11	5-5
12	6-5	3-7-1	0-12	6-5
13	7-5	4-7-1	Bye	7-5
14	7-6	5-7-1	0-13	8-5
15	8-6	5-8-1	0-14	9-5
16	8-7	5-9-1	1-14	10-5
17	8-8	6-9-1	1-15	11-5

2017 (AFC NORTH)				
Wk	BAL	CIN	CLE	PIT*
1	1-0	0-1	0-1	1-0
2	2-0	0-2	0-2	2-0
3	2-1	0-3	0-3	2-1
4	2-2	1-3	0-4	3-1
5	3-2	2-3	0-5	3-2
6	3-3	Bye	0-6	4-2
7	3-4	2-4	0-7	5-2
8	4-4	3-4	0-8	6-2
9	4-5	3-5	0-9	Bye
10	Bye	3-6	0-10	7-2
11	5-5	4-6	0-11	8-2
12	6-5	5-6	0-12	9-2
13	7-5	5-7	Bye	10-2
14	7-6	5-8	0-13	11-2
15	8-6	5-9	0-14	11-3
16	9-6	6-9	0-15	12-3
17	9-7	7-9	0-16	13-3

2018 (AFC NORTH)				
Wk	BAL*	CIN	CLE	PIT
1	1-0	1-0	0-0-1	0-0-1
2	1-1	2-0	0-1-1	0-1-1
3	2-1	2-1	1-1-1	1-1-1
4	3-1	3-1	1-2-1	1-2-1
5	3-2	4-1	2-2-1	2-2-1
6	3-3	4-2	2-3-1	3-2-1
7	4-3	4-3	2-4-1	Bye
8	4-4	5-3	2-5-1	4-2-1
9	4-5	Bye	2-6-1	5-2-1
10	Bye	5-4	3-6-1	6-2-1
11	5-5	5-5	Bye	7-2-1
12	6-5	5-6	4-6-1	7-3-1
13	7-5	5-7	4-7-1	7-4-1
14	7-6	5-8	5-7-1	7-5-1
15	8-6	6-8	6-7-1	8-5-1
16	9-6	6-9	7-7-1	8-6-1
17	10-6	6-10	7-8-1	9-6-1

2019 (AFC NORTH)				
Wk	BAL*	CIN	CLE	PIT
1	1-0	0-1	0-1	0-1
2	2-0	0-2	0-2	0-2
3	2-1	0-3	1-2	0-3
4	2-2	0-4	2-2	1-3
5	3-2	0-5	2-3	1-4
6	4-2	0-6	2-4	2-4
7	5-2	0-7	Bye	Bye
8	Bye	0-8	2-5	3-4
9	6-2	Bye	2-6	4-4
10	7-2	0-9	3-6	5-4
11	8-2	0-10	4-6	5-5
12	9-2	0-11	5-6	6-5
13	10-2	1-11	5-7	7-5
14	11-2	1-12	6-7	8-5
15	12-2	1-13	6-8	8-6
16	13-2	1-14	6-9	8-7
17	14-2	2-14	6-10	8-8

2020 (AFC NORTH)				
Wk	BAL#	CIN	CLE#	PIT*
1	1-0	0-1	0-1	1-0
2	2-0	0-2	1-1	2-0
3	2-1	0-2-1	2-1	3-0
4	3-1	1-2-1	3-1	Bye
5	4-1	1-3-1	4-1	4-0
6	5-1	1-4-1	4-2	5-0
7	Bye	1-5-1	5-2	6-0
8	5-2	2-5-1	5-3	7-0
9	6-2	Bye	Bye	8-0
10	6-3	2-6-1	6-3	9-0
11	6-4	2-7-1	7-3	10-0
12	6-5	2-8-1	8-3	11-0
13	7-5	2-9-1	9-3	11-1
14	8-5	2-10-1	9-4	11-2
15	9-5	3-10-1	10-4	11-3
16	10-5	4-10-1	10-5	12-3
17	11-5	4-11-1	11-5	12-4

2021 (AFC NORTH)				
Wk	BAL	CIN*	CLE	PIT#
1	0-1	1-0	0-1	1-0
2	1-1	1-1	1-1	1-1
3	2-1	2-1	2-1	1-2
4	3-1	3-1	3-1	1-3
5	4-1	3-2	3-2	2-3
6	5-1	4-2	3-3	3-3
7	5-2	5-2	4-3	Bye
8	Bye	5-3	4-4	4-3
9	6-2	5-4	5-4	5-3
10	6-3	Bye	5-5	5-3-1
11	7-3	6-4	6-5	5-4-1
12	8-3	7-4	6-6	5-5-1
13	8-4	7-5	Bye	6-5-1
14	8-5	7-6	7-6	6-6-1
15	8-6	8-6	7-7	7-6-1
16	8-7	9-6	7-8	7-7-1
17	8-8	10-6	7-9	8-7-1
18	8-9	10-7	8-9	9-7-1

2022 (AFC NORTH)				
Wk	BAL	CIN*	CLE	PIT
1	1-0	0-1	1-0	1-0
2	1-1	0-2	1-1	1-1
3	2-1	1-2	2-1	1-2
4	2-2	2-2	2-2	1-3
5	3-2	2-3	2-3	1-4
6	3-3	3-3	2-4	2-4
7	4-3	4-3	2-5	2-5
8	5-3	4-4	3-5	2-6
9	6-3	5-4	Bye	Bye
10	Bye	Bye	3-6	3-6
11	7-3	6-4	3-7	3-7
12	7-4	7-4	4-7	4-7
13	8-4	8-4	5-7	5-7
14	9-4	9-4	5-8	5-8
15	9-5	10-4	6-8	6-8
16	10-5	11-4	6-9	7-8
17	10-6	Ccd.	7-9	8-8
18	10-7	12-4	7-10	9-8

2023 (AFC NORTH)				
Wk	BAL*	CIN	CLE#	PIT#
1	1-0	0-1	1-0	0-1
2	2-0	0-2	1-1	1-1
3	2-1	1-2	2-1	2-1
4	3-1	1-3	2-2	2-2
5	3-2	2-3	Bye	3-2
6	4-2	3-3	3-2	Bye
7	5-2	Bye	4-2	4-2
8	6-2	4-3	4-3	4-3
9	7-2	5-3	5-3	5-3
10	7-3	5-4	6-3	6-3
11	8-3	5-5	7-3	6-4
12	9-3	5-6	7-4	7-4
13	Bye	6-6	7-5	7-5
14	10-3	7-6	8-5	7-6
15	11-3	8-6	9-5	7-7
16	12-3	8-7	10-5	8-7
17	13-3	8-8	11-5	9-7
18	13-4	9-8	11-6	10-7

Year	OFFENSE			DEFENSE			TURNOVERS
	Total	Rushing	Passing	Total	Rushing	Passing	Ratio (Ranking)
1970	20	12	18	14	12	17	-10
1971	17	13	t-14	18	5	26	+7
1972	13	2	22	8	6	10	+22
1973	11	8	15	4	5	5	+15
1974	8	2	21	1	6	1	+7
1975	7	2	14	4	8	4	+2
1976	9	1	22	1	1	6	+15
1977	4	7	5	7	5	12	-5
1978	t-8	14	12	3	2	12	+11
1979	1	2	2	2	4	10	-10
1980	6	15	6	12	7	22	-2
1981	11	5	13	22	8	26	-5
1982	8	8	17	17	1	23	0
1983	22	4	27	3	7	5	+2
1984	8	t-6	15	5	4	15	+2 (11)
1985	13	13	13	6	12	2	-1
1986	20	7	24	18	15	18	-3 (16)
1987	25	5	28	13	4	23	+11 (t-4)
1988	15	6	21	28	14	27	-6 (t-22)
1989	28	18	28	19	t-19	16	+11 (t-3)
1990	22	13	25	1	11	1	+10 (5)
1991	20	17	18	22	11	26	0 (t-11)
1992	9	4	21	13	t-17	8	+11 (2)
1993	7	6	13	3	3	15	+11 (t-3)
1994	13	1	23	2	7	3	+14 (1)
1995	6	12	8	3	2	6	0 (t-14)
1996	15	2	27	2	3	5	+7 (t-7)
1997	6	1	23	6	1	18	+1 (14)
1998	25	7	29	12	13	18	-3 (18)
1999	22	10	26	11	26	4	+3 (t-12)
2000	18	4	29	7	12	9	+14 (6)
2001	3	1	21	1	1	4	+7 (t-9)
2002	4	9	7	3	1	20	0 (t-15)
2003	22	31	14	9	12	11	-3 (21)
2004	16	2	28	1	1	4	+11 (t-5)
2005	15	5	24	4	3	16	+7 (t-9)
2006	7	10	9	9	3	20	-8 (t-27)
2007	17	3	22	1	3	3	+3 (12)
2008	22	23	17	1	2	1	+4 (t-11)
2009	7	19	9	5	3	16	-3 (20)
2010	14	11	14	2	1	12	+17 (2)
2011	12	14	10	1	8	1	-13 (t-28)
2012	21	26	14	1	2	1	-10 (t-24)
2013	20	t-27	12	13	21	9	-4 (t-20)
2014	2	16	2	18	6	27	0 (t-16)
2015	3	16	3	21	5	30	+2 (16)
2016	7	14	t-5	12	13	16	+5 (t-9)
2017	3	20	3	5	10	5	+2 (14)
2018	4	31	2	6	6	10	-11 (28)
2019	30	29	31	5	14	3	+8 (7)
2020	t-24	32	15	3	11	3	+9 (t-3)
2021	23	29	15	24	32	9	+2 (t-13)
2022	23	16	24	14	9	20	+4 (t-9)
2023	25	13	25	21	19	17	+11 (t-3)

CAREER TOTAL YARDS FROM SCRIMMAGE

Rank	Player	Total Yds	Rush Yds	Rec Yds
1.	Franco Harris, 1972-83	14,234	11,950	2,284
2.	Hines Ward, 1998-11	12,511	428	12,083
3.	Jerome Bettis, 1996-05	11,377	10,571	806
4.	Antonio Brown, 2010-18	11,326	119	11,207
5.	John Stallworth, 1974-87	8,834	111	8,723
6.	Le'Veon Bell, 2013-17	7,996	5,336	2,660
7.	Heath Miller, 2005-15	6,577	8	6,569
8.	Louis Lipps, 1984-91	6,406	388	6,018
9.	Willie Parker, 2004-09	6,075	5,378	697
10.	Lynn Swann, 1974-82	5,534	72	5,462
11.	Dick Hoak, 1961-70	5,417	3,965	1,452
12.	John Henry Johnson, 1960-65	5,195	4,381	814
13.	Merril Hoge, 1987-93	5,169	3,115	2,054
14.	Rocky Bleier, 1968, 1971-80	5,159	3,865	1,294
15.	Elbie Nickel, 1947-57	5,131	0	5,131
16.	Ray Mathews, 1951-59	4,976	1,057	3,919
17.	Frank Pollard, 1980-88	4,861	3,989	872
18.	Barry Foster, 1990-94	4,747	3,943	804
19.	Buddy Dial, 1959-63	4,737	14	4,723
20.	Walter Abercrombie, 1982-87	4,696	3,343	1,353

ACTIVE TOTAL YARDS FROM SCRIMMAGE

Rank	Player	Total Yds	Rush	Rec
1.	Diontae Johnson, 2019-23	4,497	134	4,363
2.	Najee Harris, 2021-23	4,135	3,269	866
3.	George Pickens, 2022-23	1,983	42	1,941
4.	Jaylen Warren, 2022-23	1,747	1,163	584
5.	Pat Freiermuth, 2021-23	1,537	0	1,537
6.	Connor Heyward, 2022-23	345	27	318
7.	Kenny Pickett, 2022-23	291	291	0
8.	Allen Robinson II, 2023	280	0	280
9.	Calvin Austin III, 2023	237	57	180
10.	Anthony McFarland Jr., 2020-23	233	146	87
11.	Mason Rudolph, 2018-23	97	97	0
12.	Mitch Trubisky, 2022-23	92	92	0
13.	Gunner Olszewski, 2022-23	92	39	53
14.	Darnell Washington, 2023	61	0	61
15.	Miles Boykin, 2022-23	28	0	28

CAREER RUSHING YARDS

Rank	Player	Att.	Yds.	Avg.	TDs
1.	Franco Harris, 1972-83	2,881	11,950	4.2	91
2.	Jerome Bettis, 1996-05	2,683	10,571	3.9	78
3.	Willie Parker, 2004-09	1,253	5,378	4.3	24
4.	Le'Veon Bell, 2013-17	1,229	5,336	4.3	35
5.	John Henry Johnson, 1960-65	1,006	4,381	4.4	26
6.	Frank Pollard, 1980-88	953	3,989	4.2	20
7.	Dick Hoak, 1961-70	1,132	3,965	3.5	25
8.	Barry Foster, 1990-94	915	3,943	4.3	26
9.	Rocky Bleier, 1968, 1971-80	928	3,865	4.2	23
10.	Najee Harris, 2021-23	834	3,269	3.9	22
11.	Rashard Mendenhall, 2008-12	864	3,549	4.1	29
12.	Walter Abercrombie, 1982-87	842	3,343	4.0	22
13.	Fran Rogel, 1950-57	900	3,271	3.6	17
14.	Merril Hoge, 1987-93	819	3,115	3.8	21
15.	John Fuqua, 1970-76	699	2,942	4.2	21
16.	Tom Tracy, 1958-63	737	2,717	3.7	15
17.	Kordell Stewart, 1995-02	496	2,561	5.2	35
18.	James Conner, 2017-20	532	2,302	4.3	22
19.	Terry Bradshaw, 1970-83	444	2,257	5.1	32
20.	Preston Pearson, 1970-74	573	2,243	3.9	8

ACTIVE RUSHING YARDS

Rank	Player	Att.	Yds.	Avg.	TDs
1.	Najee Harris, 2021-23	834	3,269	3.9	22
2.	Jaylen Warren, 2022-23	226	1,163	5.1	5
3.	Kenny Pickett, 2022-23	97	291	3.0	4
4.	Anthony McFarland Jr., 2020-23	42	146	3.5	0
5.	Diontae Johnson, 2020-23	19	134	7.1	0
6.	Mason Rudolph, 2018-23	43	97	2.3	0
7.	Mitch Trubisky, 2022-23	35	92	2.6	4
8.	Calvin Austin III, 2023	11	57	5.2	1
9.	George Pickens, 2022-23	6	42	7.0	1
10.	Connor Heyward, 2022-23	3	27	9.0	0

CAREER PASSING YARDS

Rank	Player	Att.	Comp.	Yards	Pct.	TDs	Int.	Rtg.
1.	Ben Roethlisberger, 2004-21	8,443	5,440	64,088	64.4	418	211	93.5
2.	Terry Bradshaw, 1970-83	3,901	2,025	27,989	51.9	212	210	70.9
3.	Kordell Stewart, 1995-02	2,107	1,190	13,328	56.5	70	72	72.3
4.	Neil O'Donnell, 1990-95	1,871	1,069	12,867	57.1	68	39	81.8
5.	Bubby Brister, 1986-92	1,477	776	10,104	52.5	51	57	69.8
6.	Bobby Layne, 1958-62	1,156	569	9,030	49.2	66	81	65.5
7.	Jim Finks, 1949-55	1,382	661	8,622	47.8	55	88	54.7
8.	Mark Malone, 1980-87	1,374	690	8,582	50.2	54	68	62.4
9.	Tommy Maddox, 2001-05	1,036	603	7,139	58.2	42	40	76.7
10.	Mike Tomczak, 1993-99	973	546	6,649	56.1	37	43	71.6
11.	Ed Brown, 1962-65	736	339	5,821	46.1	38	50	62.3
12.	Kenny Pickett, 2022-23	713	446	4,474	62.6	13	13	78.8
13.	Bill Nelsen, 1963-67	591	274	4,440	46.4	27	30	66.1
14.	Dick Shiner, 1968-69	513	245	3,278	47.8	25	27	62.8
15.	Cliff Stoudt, 1977-83	479	244	3,217	50.9	14	28	57.9
16.	Mason Rudolph, 2019-23	458	291	3,085	63.5	19	11	86.9
17.	David Woodley, 1984-85	339	179	2,630	52.8	14	21	66.4
18.	Kent Nix, 1967-69	451	217	2,597	48.1	14	33	46.0
19.	Terry Hanratty, 1969-75	417	159	2,478	38.1	24	34	43.8
20.	Earl Morrall, 1957-58	335	155	2,175	46.3	12	19	56.0

ACTIVE PASSING YARDS

Rank	Player	Att.	Comp.	Yards	Pct.	TDs	Int.	Rtg.
1.	Kenny Pickett, 2022-23	713	446	4,474	62.6	13	13	78.8
2.	Mason Rudolph, 2019-23	458	291	3,085	63.5	19	11	86.9
3.	Mitch Trubisky, 2022-23	287	194	1,884	64.1	8	10	77.6

CAREER RECEIVING YARDS

Rank	Player	No.	Yds.	Avg.	TDs
1.	Hines Ward, 1998-11	1,000	12,083	12.1	85
2.	Antonio Brown, 2010-18	837	11,207	13.4	74
3.	John Stallworth, 1974-87	537	8,723	16.2	63
4.	Heath Miller, 2005-15	592	6,569	11.1	45
5.	Louis Lipps, 1984-91	358	6,018	16.8	39
6.	Lynn Swann, 1974-82	336	5,462	16.3	51
7.	Diontae Johnson, 2019-23	391	4,363	11.2	25
8.	Elbie Nickel, 1947-57	329	5,131	15.6	37
9.	Buddy Dial, 1959-63	219	4,723	21.6	42
10.	Plaxico Burress, 2000-04, '12-13	264	4,206	15.9	23
11.	Mike Wallace, 2009-12	235	4,042	17.2	32
12.	Ray Matthews, 1951-59	230	3,919	17.0	34
13.	JuJu Smith-Schuster, 2017-21	323	3,855	11.9	26
14.	Santonio Holmes, 2006-09	235	3,835	16.3	20
15.	Roy Jefferson, 1965-69	199	3,671	18.4	29
16.	Yancy Thigpen, 1992-97	222	3,651	16.4	21
17.	Charles Johnson, 1994-98	247	3,400	13.8	15
18.	Ron Shanklin, 1970-74	166	3,047	18.4	24
19.	Bennie Cunningham, 1976-85	202	2,879	14.3	20
20.	Eric Green, 1990-94	198	2,681	13.5	24

ACTIVE RECEIVING YARDS

Rank	Player	No.	Yds.	Avg.	TDs
1.	Diontae Johnson, 2019-23	391	4,363	11.2	25
2.	George Pickens, 2022-23	115	1,941	16.9	9
3.	Pat Freiermuth, 2021-23	155	1,537	9.9	11
4.	Najee Harris, 2021-23	144	866	6.0	6
5.	Jaylen Warren, 2022-23	89	584	6.6	0
6.	Connor Heyward, 2022-23	35	318	9.1	1
7.	Allen Robinson II, 2023	34	280	8.0	0
8.	Calvin Austin III, 2023	17	180	10.6	1
9.	Anthony McFarland Jr., 2020-23	11	87	7.9	0
10.	Darnell Washington, 2023	7	61	8.7	0
11.	Miles Boykin, 2022-23	5	28	5.6	0

CAREER SCORING

Rank	Player	TDs	PATs	FGs	Pts
1.	Gary Anderson, 1982-94	0	416	309	1,343
2.	Chris Boswell, 2015-23	0	276	231	969
3.	Jeff Reed, 2002-10	0	307	204	919
4.	Roy Gerela, 1971-78	0	293	146	731
5.	Franco Harris, 1972-83	100	0	0	600
6.	Shaun Suisham, 2010-15	0	173	124	545
7.	Hines Ward, 1998-11	86	**5	0	526
8.	Antonio Brown, 2010-18	79	**4	0	482
	Jerome Bettis, 1996-05	80	**1	0	482
10.	Norm Johnson, 1995-98	0	137	105	452
11.	John Stallworth, 1974-87	64	0	0	384
12.	Kris Brown, 1999-01	0	96	80	336
13.	Lynn Swann, 1974-82	53	0	0	318
14.	Mike Clark, 1964-67	0	116	57	287
15.	Lou Michaels, 1961-63	0	91	62	277
16.	Heath Miller, 2005-15	45	**3	0	276
	Louis Lipps, 1984-91	46	0	0	276
18.	Ray Mathews, 1951-59	43	1	0	@261
19.	Le'Veon Bell, 2013-17	42	**1	0	254
20.	Buddy Dial, 1959-63	42	0	0	252

ACTIVE SCORING

Rank	Player	TDs	PATs	FGs	Pts
1.	Chris Boswell, 2015-23	0	276	231	969
2.	Najee Harris, 2021-23	28	0	0	168
3.	Diontae Johnson, 2019-23	26	**3	0	162
4.	Pat Freiermuth, 2021-23	11	**2	0	70
5.	George Pickens, 2022-23	10	**1	0	62
6.	Jaylen Warren, 2022-23	5	0	0	30
7.	Minkah Fitzpatrick, 2019-23	4	0	0	24
	Kenny Pickett, 2022-23	4	0	0	24
	Mitch Trubisky, 2022-23	4	0	0	24
10.	Calvin Austin III, 2023	2	0	0	12
11.	Connor Heyward, 2022	1	0	0	6
	T.J. Watt, 2017-23	1	0	0	6
	Alex Highsmith, 2020-23	1	0	0	6
14.	Miles Killebrew, 2021-23	0	1@	0	2

**2-pt. Conversion

@ Includes one safety

CAREER INTERCEPTIONS

Rank	Player	Int.	Yds.	Avg.	TDs
1.	Mel Blount, 1970-83	57	736	12.9	2
2.	Jack Butler, 1951-59	52	827	15.9	4
3.	Donnie Shell, 1974-87	51	490	9.6	2
4.	Rod Woodson, 1987-96	38	779	20.5	5
5.	Dwayne Woodruff, 1979-90	37	689	18.6	3
6.	Mike Wagner, 1971-80	36	491	13.6	0
7.	Troy Polamalu, 2003-14	32	398	12.4	3
	Darren Perry, 1992-98	32	574	17.9	1
	Jack Ham, 1971-82	32	218	6.8	1
10.	Jack Lambert, 1974-84	28	243	8.7	0

ACTIVE INTERCEPTIONS

Rank	Player	Int.	Yds.	Avg.	TDs
1.	Minkah Fitzpatrick, 2019-23	17	319	18.8	3
2.	T.J. Watt, 2017-23	7	48	6.9	0
3.	Levi Wallace, 2022-23	6	6	1.0	0
4.	Damontae Kazee, 2022-23	4	51	12.8	0
5.	Alex Highsmith, 2020-23	3	32	10.7	1
6.	Cameron Heyward, 2011-23	2	0	0.0	0
	James Pierre, 2020-23	2	0	0.0	0
	Patrick Peterson, 2023	2	0	0.0	0
9.	Kwon Alexander, 2023	1	0	0.0	0
	Keanu Neal, 2023	1	32	32.0	0
	Joey Porter Jr., 2023	1	0	0.0	0
	Eric Rowe, 2023	1	25	25.0	0
	Chandon Sullivan, 2023	1	0	0.0	0
	Trenton Thompson, 2023	1	6	6.0	0
	Mykal Walker, 2023	1	30	30.0	0

CAREER SACKS

Rank	Player	Sacks
1.	T. J. Watt, 2017-23	96.5
2.	Cameron Heyward, 2011-23	80.5
	James Harrison, 2002, 2004-12, 2014-17	80.5
4.	L.C. Greenwood, 1969-81	78.0
5.	Joe Greene, 1969-81	77.5
6.	Jason Gildon, 1994-03	77.0
7.	Joey Porter, 1999-06	60.0
8.	Keith Willis, 1982-91	59.0
9.	LaMarr Woodley, 2007-13	57.0
10.	Dwight White, 1971-80	55.0
11.	Greg Lloyd, 1988-97	53.5
12.	Aaron Smith, 1999-11	44.0
13.	Bud Dupree, 2015-20	39.5
	Ernie Holmes, 1972-77	39.5
15.	Andy Russell, 1963-76	38.0
16.	Lawrence Timmons, 2007-16	35.5
	Kevin Greene, 1993-95	35.5
18.	Gary Dunn, 1976-87	35.0
19.	Stephon Tuitt, 2014-21	34.5
	Ben McGee, 1964-72	34.5

ACTIVE SACKS

Rank	Player	Sacks
1.	T. J. Watt, 2017-23	96.5
2.	Cameron Heyward, 2011-23	80.5
3.	Alex Highsmith, 2020-23	29.5
4.	Larry Ogunjobi, 2022-23	4.5
5.	Markus Golden, 2023	4.0
6.	Nick Herbig, 2023	3.0
7.	Elandon Roberts, 2023	2.5
8.	Isaiahh Loudermilk, 2021-23	1.0
	Kwon Alexander, 2023	1.0
	Keanuu Benton, 2023	1.0
	Myles Jack, 2022-23	1.0
	DeMarvin Leal, 2022-23	1.0

CAREER FUMBLE RECOVERIES

Rank	Player	FR	TDs
1.	Ernie Stautner, 1950-63	23	0
2.	Jack Ham, 1971-82	21	1
	Rod Woodson, 1987-96	21	1
4.	Donnie Shell, 1974-87	19	2
5.	John Reger, 1955-63	17	1
	Jack Lambert, 1974-84	17	0
7.	Carnell Lake, 1989-98	16	2
	Joe Greene, 1969-81	16	0
9.	Greg Lloyd, 1988-97	15	0
10.	Robin Cole, 1977-87	14	0
	L.C. Greenwood, 1969-81	14	0

ACTIVE FUMBLE RECOVERIES

Rank	Player	FR	TDs
1.	T.J. Watt, 2017-23	10	1
2.	Cameron Heyward, 2011-23	7	0
3.	Minkah Fitzpatrick, 2019-23	4	1
4.	Damontae Kazee, 2023	2	0
	Larry Ogunjobi, 2022-23	2	0
6.	Chris Boswell, 2015-23	1	0
	Markus Golden, 2023	1	0
	Nick Herbig, 2023	1	0
	Cole Holcomb, 2023	1	0
	Keanu Neal, 2023	1	0

YEAR	PLAYER	RECORD
1969	Terry Hanratty	0-5
1970	Terry Hanratty	2-4
	Terry Bradshaw	3-5
1971	Terry Hanratty	1-0
	Terry Bradshaw	5-8
1972	Terry Bradshaw	11-3
1973	Terry Hanratty	2-2
	Terry Bradshaw	8-1
	Joe Gilliam	0-1
1974	Terry Hanratty	1-0
	Terry Bradshaw	5-2
	Joe Gilliam	4-1-1
1975	Terry Bradshaw	12-2
1976	Terry Bradshaw	4-4
	Mike Kruzcek	6-0
1977	Terry Bradshaw	9-5
1978	Terry Bradshaw	14-2
1979	Terry Bradshaw	12-4
1980	Terry Bradshaw	9-6
	Cliff Stoudt	0-1
1981	Terry Bradshaw	8-6
	Mark Malone	0-2
1982	Terry Bradshaw	6-3
1983	Terry Bradshaw	1-0
	Cliff Stoudt	9-6
1984	David Woodley	3-4
	Mark Malone	6-3
1985	David Woodley	4-2
	Mark Malone	3-5
	Scott Campbell	0-2
1986	Mark Malone	6-8
	Bubby Brister	0-2
1987	Mark Malone	6-6
	Steve Bono	2-1
1988	Bubby Brister	4-9
	Todd Blackledge	1-2

YEAR	PLAYER	RECORD
1989	Bubby Brister	8-6
	Todd Blackledge	1-1
1990	Bubby Brister	9-7
1991	Bubby Brister	5-3
	Neil O'Donnell	2-6
1992	Neil O'Donnell	9-3
	Bubby Brister	2-2
1993	Neil O'Donnell	9-6
	Mike Tomczak	0-1
1994	Neil O'Donnell	10-4
	Mike Tomczak	2-0
1995	Neil O'Donnell	9-3
	Mike Tomczak	2-2
1996	Mike Tomczak	10-5
	Jim Miller	0-1
1997	Kordell Stewart	11-5
1998	Kordell Stewart	7-9
1999	Kordell Stewart	5-6
	Mike Tomczak	1-4
2000	Kordell Stewart	7-4
	Kent Graham	2-3
2001	Kordell Stewart	13-3
2002	Tommy Maddox	8-3-1
	Kordell Stewart	2-2
2003	Tommy Maddox	6-10
2004	Ben Roethlisberger	13-0
	Tommy Maddox	2-1
2005	Ben Roethlisberger	9-3
	Charlie Batch	2-0
	Tommy Maddox	0-2
2006	Ben Roethlisberger	7-8
	Charlie Batch	1-0
2007	Ben Roethlisberger	10-5
	Charlie Batch	0-1
2008	Ben Roethlisberger	12-4

YEAR	PLAYER	RECORD
2009	Ben Roethlisberger	9-6
	Dennis Dixon	0-1
2010	Ben Roethlisberger	9-3
	Dennis Dixon	2-0
	Charlie Batch	1-1
2011	Ben Roethlisberger	11-4
	Charlie Batch	1-0
2012	Ben Roethlisberger	7-6
	Charlie Batch	1-1
	Byron Leftwich	0-1
2013	Ben Roethlisberger	8-8
2014	Ben Roethlisberger	11-5
2015	Ben Roethlisberger	7-4
	Mike Vick	2-1
	Landry Jones	1-1
2016	Ben Roethlisberger	10-4
	Landry Jones	1-1
2017	Ben Roethlisberger	12-3
	Landry Jones	1-0
2018	Ben Roethlisberger	9-6-1
2019	Ben Roethlisberger	0-2
	Mason Rudolph	5-3
	Devlin Hodges	3-3
2020	Ben Roethlisberger	12-3
	Mason Rudolph	0-1
2021	Ben Roethlisberger	9-7
	Mason Rudolph	0-1
2022	Kenny Pickett	7-5
	Mitch Trubisky	2-3
2023	Kenny Pickett	7-5
	Mitch Trubisky	0-2
	Mason Rudolph	3-0

Name (Years)	Record
Ben Roethlisberger (2004-21)	165-81-1
Terry Bradshaw (1970-83)	107-51
Kordell Stewart (1995-02)	45-29
Neil O'Donnell (1990-95)	39-22
Bubby Brister (1986-92)	28-29
Mark Malone (1981-87)	21-24
Tommy Maddox (2002-05)	16-16-1
Mike Tomczak (1993-99)	15-12
Kenny Pickett (2022-23)	14-10
Cliff Stoudt (1977-83)	10-7
Mason Rudolph (2018-21, 2023)	8-4-1
David Woodley (1984-85)	7-6
Mike Kruzcek (1976-79)	6-0
Charlie Batch (2002-12)	6-3

Name (Years)	Record
Terry Hanratty (1969-75)	6-11
Joe Gilliam (1972-75)	4-2-1
Devlin Hodges (2019)	3-3
Mike Vick (2015)	2-1
Dennis Dixon (2008-11)	2-1
Steve Bono (1987-88)	2-1
Landry Jones (2013-17)	3-2
Mitch Trubisky (2022-23)	2-5
Kent Graham (2000)	2-3
Todd Blackledge (1988-89)	2-3
Byron Leftwich (2008, 2010-12)	0-1
Jim Miller (1995-96)	0-1
Scott Campbell (1984-86)	0-2

YEAR	PLAYER	ATT.	YDS.	AVG.	TD	LONG
2023	Najee Harris	255	1,035	4.1	8	25
	Jaylen Warren	149	784	5.3	4	74t
	Total	404	1,819	4.5	12	74t
2022	Najee Harris	272	1,034	3.8	7	36
	Jaylen Warren	77	379	4.9	1	31
	Total	349	1,413	4.0	8	36
2021	Najee Harris	307	1,200	3.9	7	37t
	Benny Snell Jr.	36	98	2.7	0	9
	Total	343	1,298	3.8	7	37t
2020	James Conner	169	721	4.3	6	59
	Benny Snell Jr.	111	368	3.3	4	30
	Total	280	1,089	3.9	10	59
2019	James Conner	116	464	4.0	4	25
	Benny Snell Jr.	108	426	3.9	2	23
	Total	224	890	4.0	6	25
2018	James Conner	215	973	4.5	12	30
	Jaylen Samuels	56	256	4.6	0	25
	Total	271	1,229	4.5	12	30
2017	Le'Veon Bell	321	1,291	4.0	9	27
	James Conner	32	144	4.5	0	23
	Total	353	1,435	4.1	9	27
2016	Le'Veon Bell	261	1,268	4.9	7	44
	DeAngelo Williams	98	343	3.5	4	17
	Total	359	1,611	4.5	11	44
2015	DeAngelo Williams	200	907	4.5	11	55
	Le'Veon Bell	113	556	4.9	3	42
	Total	313	1,463	4.7	14	55
2014	Le'Veon Bell	290	1,361	4.7	8	81
	LeGarrette Blount	65	266	4.1	2	50
	Total	355	1,627	4.6	10	81
2013	Le'Veon Bell	244	860	3.5	8	43
	Jonathan Dwyer	49	197	4.0	0	30
	Total	293	1,057	3.6	8	43
2012	Jonathan Dwyer	156	623	4.0	2	34
	Isaac Redman	110	410	3.7	2	28
	Total	266	1,033	3.9	4	34
2011	Rashard Mendenhall	228	928	4.1	9	68
	Isaac Redman	110	479	4.4	3	27
	Total	338	1,407	4.2	12	68
2010	Rashard Mendenhall	324	1,273	3.9	13	50t
	Isaac Redman	52	247	4.8	0	23
	Total	376	1,520	4.0	13	50t
2009	Rashard Mendenhall	242	1,108	4.6	7	60
	Willie Parker	98	389	4.0	0	34
	Total	340	1,497	4.4	7	60
2008	Willie Parker	210	791	3.8	5	34t
	Mewelde Moore	140	588	4.2	5	32t
	Total	350	1,379	3.9	10	34t
2007	Willie Parker	321	1,316	4.1	2	32
	Najeh Davenport	107	499	4.7	5	45
	Total	428	1,815	4.2	7	45
2006	Willie Parker	337	1,494	4.4	13	76
	Najeh Davenport	60	221	3.7	1	48
	Total	397	1,715	4.3	14	76
2005	Willie Parker	255	1,202	4.7	4	80t
	Jerome Bettis	110	368	3.3	9	39
	Total	365	1,570	4.3	13	80t

YEAR	PLAYER	ATT.	YDS.	AVG.	TD	LONG
2004	Jerome Bettis	250	941	3.8	13	29
	Duce Staley	192	830	4.3	1	38
	Total	442	1,771	4.0	14	38
2003	Jerome Bettis	246	811	3.3	7	21
	Amos Zereoue	132	433	3.3	2	22
	Total	378	1,244	3.3	9	22
2002	Amos Zereoue	193	762	3.9	4	42
	Jerome Bettis	187	666	3.6	9	41t
	Total	380	1,428	3.8	13	42
2001	Jerome Bettis	225	1,072	4.8	4	48
	Kordell Stewart	96	537	5.6	5	48t
	Total	321	1,609	5.0	9	48t
2000	Jerome Bettis	355	1,341	3.8	8	30
	Kordell Stewart	78	436	5.6	7	45t
	Total	433	1,777	4.1	15	45t
1999	Jerome Bettis	299	1,091	3.6	7	35
	Richard Huntley	93	567	6.1	5	52
	Total	392	1,658	4.2	12	52
1998	Jerome Bettis	316	1,185	3.8	3	42
	Kordell Stewart	81	406	5.0	2	56
	Total	397	1,591	4.1	5	56
1997	Jerome Bettis	375	1,665	4.4	7	34
	Kordell Stewart	88	476	5.4	11	74t
	Total	463	2,141	4.6	18	74t
1996	Jerome Bettis	320	1,431	4.5	11	50t
	Eric Pegrarn	97	509	5.2	1	27
	Total	417	1,940	4.6	12	50t
1995	Eric Pegrarn	213	813	3.8	5	38
	Bam Morris	148	559	3.8	9	30t
	Total	361	1,372	3.8	14	38
1994	Barry Foster	216	851	3.9	5	29t
	Bam Morris	198	836	4.2	7	20
	Total	414	1,687	4.1	12	29t
1993	Leroy Thompson	205	763	3.7	3	36
	Barry Foster	177	711	4.0	8	38
	Total	382	1,474	3.8	11	38
1992	Barry Foster	390	1,690	4.3	11	69
	Leroy Thompson	35	157	4.5	1	25
	Total	425	1,847	4.3	12	69
1991	Merril Hoge	165	610	3.7	2	24
	Barry Foster	96	488	5.1	1	56t
	Total	261	1,098	4.2	3	56t
1990	Merril Hoge	203	772	3.8	7	41t
	Tim Worley	109	418	3.8	0	38
	Total	312	1,190	3.8	7	41t
1989	Tim Worley	195	770	3.9	5	38
	Merril Hoge	186	621	3.3	8	31
	Total	381	1,391	3.7	13	38
1988	Merril Hoge	170	705	4.1	3	20
	Warren Williams	87	409	4.7	0	33
	Total	257	1,114	4.3	3	33
1987	Earnest Jackson	180	696	3.9	1	39
	Frank Pollard	128	536	4.2	3	33
	Total	308	1,232	4.0	4	39
1986	Earnest Jackson	216	910	4.2	5	31
	Walter Abercrombie	214	877	4.1	6	38t
	Total	430	1,787	4.2	11	38t

YEAR	PLAYER	ATT.	YDS.	AVG.	TD	LONG
1985	Frank Pollard	233	991	4.3	3	56
	Walter Abercrombie	227	851	3.8	7	32t
	Total	460	1,842	4.0	10	56
1984	Frank Pollard	213	851	4.0	6	52
	Walter Abercrombie	145	610	4.2	1	31
	Total	358	1,461	4.1	7	52
1983	Franco Harris	279	1,007	3.6	5	19
	Frank Pollard	135	608	4.5	4	32
	Total	414	1,615	3.9	9	32
1982	Franco Harris	140	604	4.3	2	21
	Frank Pollard	62	238	3.8	2	18
	Total	202	842	4.2	4	21
1981	Franco Harris	242	987	4.1	8	50
	Frank Pollard	123	570	4.6	2	29
	Total	365	1,557	4.3	10	50
1980	Franco Harris	208	789	3.8	4	26
	Rocky Bleier	78	340	4.4	1	19
	Total	286	1,129	3.9	5	26
1979	Franco Harris	267	1,186	4.4	11	71t
	Sidney Thornton	118	585	5.0	6	75
	Total	385	1,771	4.6	17	75
1978	Franco Harris	310	1,082	3.5	8	37
	Rocky Bleier	165	633	3.8	5	24
	Total	475	1,715	3.6	13	37
1977	Franco Harris	300	1,162	3.9	11	61t
	Rocky Bleier	135	465	3.4	4	16
	Total	435	1,627	3.7	15	61t
1976	Franco Harris	289	1,128	3.9	14	30
	Rocky Bleier	220	1,036	4.7	5	28
	Total	509	2,164	4.3	19	30
1975	Franco Harris	262	1,006	3.8	10	36
	Rocky Bleier	140	528	3.8	2	17
	Total	402	1,534	3.8	12	36
1974	Franco Harris	208	1,006	4.8	5	54
	Rocky Bleier	88	373	4.2	2	18
	Total	296	1,379	4.6	7	54
1973	Franco Harris	188	698	3.7	3	35
	Preston Pearson	132	554	4.2	2	47
	Total	320	1,252	3.9	5	47
1972	Franco Harris	188	1,055	5.6	10	75t
	Frenchy Fuqua	150	665	4.4	4	47
	Total	338	1,720	5.1	14	75t
1971	Frenchy Fuqua	155	625	4.0	4	30
	Preston Pearson	131	605	4.6	2	27
	Total	286	1,230	4.3	6	30
1970	Frenchy Fuqua	138	691	5.0	7	85
	Preston Pearson	173	503	2.9	2	30
	Total	311	1,194	3.8	9	85
1969	Dick Hoak	151	531	3.5	2	13
	Earl Gros	116	343	3.0	4	16
	Total	267	874	3.3	6	16

YEAR	PLAYER	REC.	YDS.	AVG.	TD	LONG
2023	George Pickens	63	1,140	18.1	5	86t
	Diontae Johnson	51	717	14.1	5	71t
	Total	114	1,857	16.3	10	86t
2022	Diontae Johnson	86	882	10.3	0	37
	Pat Freiermuth	63	732	11.6	2	57
	Total	149	1,614	10.8	2	57
2021	Diontae Johnson	107	1,161	10.9	8	50t
	Najee Harris	74	467	6.3	3	25t
	Total	181	1,628	9.0	11	50t
2020	Diontae Johnson	88	923	10.5	7	46
	Chase Claypool	62	873	14.1	9	84t
	Total	150	1,796	12.0	16	84t
2019	Diontae Johnson	59	680	11.5	5	45t
	Jaylen Samuels	47	305	6.5	1	27
	Total	106	985	9.3	6	45t
2018	Juju Smith-Schuster	111	1,426	12.8	7	97t
	Antonio Brown	104	1,297	12.5	15	78t
	Total	215	2,723	12.7	22	97t
2017	Antonio Brown	101	1,533	15.2	9	57
	Le'Veon Bell	85	655	7.7	2	42
	Total	186	2,188	11.8	11	57
2016	Antonio Brown	106	1,284	12.1	12	51
	Le'Veon Bell	75	616	8.2	2	32
	Total	181	1,900	10.5	14	51
2015	Antonio Brown	136	1,834	13.5	10	59
	Heath Miller	60	535	8.9	2	27
	Total	196	2,369	12.1	12	59
2014	Antonio Brown	129	1,698	13.2	13	63t
	Le'Veon Bell	83	854	10.3	3	38
	Total	212	2,552	12.0	16	63t
2013	Antonio Brown	110	1,499	13.6	8	56
	Emmanuel Sanders	67	740	11.0	6	55t
	Total	177	2,239	12.6	14	55t
2012	Heath Miller	71	816	11.5	8	43
	Antonio Brown	66	787	11.9	5	60t
	Total	137	1,603	11.7	13	60t
2011	Mike Wallace	72	1,193	16.6	8	95t
	Antonio Brown	69	1,108	16.1	2	79t
	Total	141	2,301	16.3	10	95t
2010	Mike Wallace	60	1,257	21.0	10	56t
	Hines Ward	59	755	12.8	5	43
	Total	119	2,012	16.9	15	56t
2009	Hines Ward	95	1,167	12.3	6	54
	Santonio Holmes	79	1,248	15.8	5	57
	Total	174	2,415	13.9	11	57
2008	Hines Ward	81	1,043	12.9	7	49
	Santonio Holmes	55	821	14.9	5	48
	Total	136	1,864	13.7	12	49
2007	Hines Ward	71	732	10.3	7	25
	Santonio Holmes	52	942	18.1	8	83
	Total	123	1,674	13.6	15	83
2006	Hines Ward	74	975	13.2	6	70t
	Santonio Holmes	49	824	16.8	2	67t
	Total	123	1,799	14.6	8	70t
2005	Hines Ward	69	975	14.1	11	85t
	Antwaan Randle El	35	558	15.9	1	63t
	Total	104	1,533	14.7	12	85t

YEAR	PLAYER	REC.	YDS.	AVG.	TD	LONG
2004	Hines Ward	80	1,004	12.6	4	58
	Antwaan Randle El	43	601	14.0	3	39
	Total	123	1,605	13.0	7	58
2003	Hines Ward	95	1,163	12.2	10	50
	Plaxico Burress	60	860	14.3	4	47
	Total	155	2,023	13.1	14	50
2002	Hines Ward	112	1,329	11.9	12	72t
	Plaxico Burress	78	1,325	17.0	7	62t
	Total	190	2,654	13.9	19	72t
2001	Hines Ward	94	1,003	10.7	4	34
	Plaxico Burress	66	1,008	15.3	6	43
	Total	160	2,011	15.3	10	43
2000	Hines Ward	48	672	14.0	4	77t
	Bobby Shaw	40	672	16.8	4	45t
	Total	88	1,344	15.3	8	77t
1999	Troy Edwards	61	714	11.7	5	41
	Hines Ward	61	638	10.5	7	42
	Total	122	1,352	11.1	12	42
1998	Courtney Hawkins	66	751	11.4	1	53
	Charles Johnson	65	815	12.5	7	55t
	Total	131	1,566	11.9	8	55t
1997	Yancey Thigpen	79	1,398	17.7	7	69t
	Charles Johnson	46	568	12.3	2	49
	Total	125	1,966	15.7	9	69t
1996	Andre Hastings	72	739	10.3	6	38
	Charles Johnson	60	1,009	16.8	3	70t
	Total	132	1,747	13.2	9	70t
1995	Yancey Thigpen	85	1,307	15.4	5	43
	Andre Hastings	48	502	10.5	1	36
	Total	133	1,809	13.6	6	43
1994	John L. Williams	51	378	7.4	2	23
	Eric Green	46	618	13.4	4	46
	Total	97	996	10.3	6	46
1993	Eric Green	63	942	15.0	5	71t
	Dwight Stone	41	587	14.3	2	44
	Total	104	1,529	14.7	7	71t
1992	Jeff Graham	49	711	14.5	1	51
	Barry Foster	36	344	9.6	0	42
	Total	85	1,055	12.4	1	51
1991	Louis Lipps	55	671	12.2	2	35
	Merril Hoge	49	379	7.7	2	25
	Total	104	1,050	10.1	3	35
1990	Louis Lipps	50	682	13.6	3	37
	Merril Hoge	40	342	8.6	3	27
	Total	90	1,024	11.4	6	37
1989	Louis Lipps	50	944	18.9	5	79t
	Rodney Carter	38	267	7.0	3	22t
	Total	88	1,211	13.7	8	79t
1988	Louis Lipps	50	973	19.5	5	89t
	Merril Hoge	50	487	9.7	3	40
	Total	100	1,460	14.6	8	89t
1987	John Stallworth	41	521	12.7	2	45
	Walter Abercrombie	24	209	8.7	0	24
	Total	65	730	11.2	2	45
1986	Walter Abercrombie	47	395	8.4	2	27
	Louis Lipps	38	590	15.5	2	48
	Total	85	985	11.6	4	48

YEAR	PLAYER	REC.	YDS.	AVG.	TD	LONG
1984	John Stallworth	80	1,395	17.4	11	51
	Louis Lipps	45	860	19.1	9	80t
	Total	125	2,255	18.0	20	80t
1985	John Stallworth	75	937	12.5	5	41
	Louis Lipps	59	1,134	19.2	12	51
	Total	134	2,071	15.5	17	51
1983	Calvin Sweeney	39	577	14.8	5	42
	Bennie Cunningham	35	442	12.6	3	25
	Total	74	1,019	13.8	8	42
1982	Franco Harris	31	249	8.0	0	20
	John Stallworth	27	441	16.3	7	74t
	Total	58	690	11.9	7	74t
1981	John Stallworth	63	1,098	17.4	5	55
	Bennie Cunningham	41	574	14.0	3	30
	Total	104	1,672	16.1	8	55
1980	Lynn Swann	44	710	16.1	7	68t
	Jim Smith	37	711	19.2	9	45t
	Total	81	1,421	17.5	16	68t
1979	John Stallworth	70	1,183	16.9	8	65t
	Lynn Swann	41	808	19.7	5	65
	Total	111	1,991	17.9	13	65t
1978	Lynn Swann	61	880	14.4	11	62
	John Stallworth	41	798	19.5	9	70
	Total	102	1,678	16.5	20	70
1977	Lynn Swann	50	789	15.8	7	47
	John Stallworth	44	784	17.8	7	49t
	Total	94	1,573	16.7	14	49t
1976	Lynn Swann	28	516	18.4	3	47
	Rocky Bleier	24	294	12.3	0	32
	Total	52	810	15.6	3	47
1975	Lynn Swann	49	781	15.9	11	43t
	Franco Harris	28	214	7.6	1	44t
	Total	77	995	12.9	12	44t
1974	Frank Lewis	30	365	12.2	4	31t
	Franco Harris	23	200	8.7	1	31t
	Total	53	565	10.7	5	31t
1973	Ron Shanklin	30	711	23.7	10	67
	Frank Lewis	23	409	17.8	3	53t
	Total	53	1,120	21.1	13	67
1972	Ron Shanklin	38	669	17.6	3	57t
	Frank Lewis	27	391	14.5	5	52
	Total	65	1,060	16.3	8	57t
1971	Ron Shanklin	49	652	13.3	6	42
	Frenchy Fuqua	49	427	8.7	1	40
	Total	98	1,079	11.0	7	42
1970	Ron Shanklin	30	691	23.0	4	81
	Dave Smith	30	458	15.3	2	87
	Total	60	1,149	19.2	6	87
1969	Roy Jefferson	67	1,079	16.1	9	63
	J.R. Wilson	20	373	18.7	0	52
	Total	87	1,452	16.7	9	63

STEELERS IN A DOME

- Since the 1970 AFL-NFL merger, the Steelers have played in 77 overall and 73 regular-season games in a dome.
- Pittsburgh owns a 43-34 (.558) overall mark in games played indoor since the 1970 AFL-NFL merger.
- The Steelers own a 40-33 (.548) regular-season mark in games played indoor since the 1970 AFL-NFL merger.
- Pittsburgh has played in 17 domes in franchise history, including first-time visits to SoFi Stadium (L.A. Chargers) and U.S. Bank Stadium (Minnesota Vikings) in 2021, Mercedes-Benz Stadium (Atlanta Falcons) in 2022 and Allegiant Stadium (Las Vegas Raiders) in 2023.
- The Steelers played in a dome four times in 2023 (Week 3 at Las Vegas, Week 4 at Houston, Week 7 at L.A. Rams and Week 15 at Indianapolis).
- Pittsburgh has played at least three regular-season games in a dome nine times in franchise history (2023, 2017, 2011, 2005, 1993, 1986, 1984, 1983 and 1981).
- Pittsburgh's .548 winning percentage in regular-season games played in a dome is the third-highest in the NFL among non-dome opponents since the 1970 AFL-NFL merger (min. 70 games played).

BEST REGULAR-SEASON WIN PCT. IN DOMES BY NON-DOME OPPONENT – SINCE 1970 (MIN. 70)

RANK	TEAM	W	L	T	WIN PCT.
1.	New England Patriots	43	30	0	.589
2.	Kansas City Chiefs	45	37	0	.549
3.	Pittsburgh Steelers	40	33	0	.548
4.	San Francisco 49ers	70	66	0	.515
5.	Philadelphia Eagles	38	37	1	.507

- Pittsburgh has a 16-9 (.640) record under head coach **Mike Tomlin** in regular-season games played in a dome since 2007.
- The Steelers' .640 winning percentage under head coach **Mike Tomlin** in regular-season games played in a dome is the second-highest in the NFL among nondome opponents since 2007 (min. 15 games played).

BEST REGULAR-SEASON WIN PCT. IN DOMES BY NON-DOME OPPONENT – SINCE 2007 (MIN. 15)

RANK	TEAM	W	L	T	WIN PCT.
1.	Kansas City Chiefs	20	11	0	.645
2.	Pittsburgh Steelers	16	9	0	.640
3.	Buffalo Bills	14	11	0	.560
4.	Baltimore Ravens	12	10	0	.545
5.	Green Bay Packers	29	25	0	.537

THE LAST TIME THE STEELERS/OPPONENT...

Overtime Game Won

By Steelers – Pittsburgh 23, Cincinnati 20, 09/11/22
By Opponent – Chicago 23, Pittsburgh 17, 09/24/17

Tie Game

Home – Pittsburgh 16, Detroit 16, 11/14/21
Away – Pittsburgh 21, at Cleveland 21, 09/09/18

Shutout

By Steelers – Pittsburgh 27, St. Louis 0, 12/24/11
By Opponent – Jacksonville 9, Pittsburgh 0, 09/18/06

Kickoff Returned for a TD

By Steelers – Juju Smith Schuster (96 yards) vs. Cleveland, 12/31/17
By Opponent – Jacoby Jones (108 yards) vs. Baltimore, 11/02/14

Punt Returned for a TD

By Steelers – **Diontae Johnson** (85 yards) vs. Arizona, 12/08/19
By Opponent – Desmond King II vs. L.A. Chargers, 12/12/18

Intercepted Pass Returned for a TD

By Steelers – **Alex Highsmith** (30 yards) vs. Cleveland, 09/18/23
By Opponent – Mike Hilton (24 yards) at Cincinnati, 11/28/21

Fumble Returned for a TD

By Steelers – **T.J. Watt** (16 yards) vs. Cleveland, 09/18/23
By Opponent – Denzel Ward (0 yards) at Cleveland, 09/22/22

Blocked Punt

By Steelers – **Connor Heyward** at Indianapolis, 12/16/23
By Opponent – Javorius Allen at Baltimore, 11/06/16

Blocked Punt for a TD

By Steelers – Ulysees Gilbert III (8 yards) at Buffalo, 09/12/21
By Opponent – Chris Moore (14 yards) at Baltimore, 11/06/16

Blocked Field Goal

By Steelers – **Cam Heyward** at Buffalo, 10/09/22
By Opponent – Calais Campbell vs. Baltimore, 12/11/22

Blocked Field Goal for a TD

By Steelers – Bob O'Neill (73 yards) vs. Chicago Cardinals, 10/13/57
By Opponent – Chris Moore (14 yards) at Baltimore, 11/06/16

Blocked PAT

By Steelers – **Patrick Peterson** vs. Green Bay, 11/12/23
By Opponent – Tyrone Crawford at Dallas, 11/08/20



Minkah Fitzpatrick Intercepted Pass for a TD 09/11/22 at Cincinnati

Safety Scored

By Steelers – vs. Baltimore (**Miles Killebrew** blocked punt out of endzone), 10/08/23
By Opponent – at Baltimore Ravens (Devlin Hodges called for intentional grounding in the endzone), 12/29/19

Two 100-Yard Rushers in Same Game

By Steelers – at Carolina (Le'Veon Bell 147, LeGarrette Blount 118), 09/21/14
By Opponent – None

200 Yards Rushing

By Steelers – Le'Veon Bell (236 yards) at Buffalo, 12/11/16
By Opponent – Dalvin Cook (205 yards) at Minnesota, 12/09/21

300 Yards Passing

By Steelers – **Kenny Pickett** (327 yards) at Cincinnati, 10/09/22
By Opponent – Jimmy Garoppolo (324 yards) at Las Vegas, 09/24/23

400 Yards Passing

By Steelers – Ben Roethlisberger (402 yards) at Denver, 11/25/18
By Opponent – Josh Allen (424 yards) at Buffalo, 10/09/22

500 Yards Passing

By Steelers – Ben Roethlisberger (506 yards) vs. Baltimore, 12/10/17
By Opponent – None

200 Yards Receiving

By Steelers – Marku Wheaton (201 yards) at Seattle, 11/29/15
By Opponent – A.J. Green (224 yards) at Cincinnati, 12/07/14

Four TD Passes

By Steelers – Ben Roethlisberger vs. Cincinnati, 11/15/20
By Opponent – Joe Burrow vs. Cincinnati, 11/20/22

Five TD Passes

By Steelers – Ben Roethlisberger vs. Carolina, 11/08/18
By Opponent – Russell Wilson at Seattle, 11/29/15

Six TD Passes

By Steelers – Ben Roethlisberger vs. Baltimore, 11/02/14
By Opponent – Patrick Mahomes vs. Kansas City, 09/16/18

Three TD Receptions

By Steelers – Chase Claypool vs. Philadelphia, 10/11/20
By Opponent – Samajie Perine vs. Cincinnati, 11/20/22

Four TD Receptions

By Steelers – Roy Jefferson vs. Atlanta, 11/3/68
By Opponent – Don Beebe at Buffalo, 09/08/91

Three TDs Rushing

By Steelers – Le'Veon Bell at Buffalo, 12/11/16
By Opponent – Arlen Harris vs. St. Louis, 10/26/03

Four Field Goals

By Steelers – Matthew Wright at Atlanta, 12/04/22
By Opponent – Justin Tucker vs. Baltimore, 09/30/18

Five Field Goals

By Steelers – **Chris Boswell** at Cincinnati, 10/22/17
By Opponent – Matt Prater at Detroit, 10/29/17

THE LAST TIME THE STEELERS/OPPONENT...

Six Field Goals

By Steelers – **Chris Boswell** at Cincinnati, 12/18/16
By Opponent – Todd Peterson vs. Seattle, 09/26/99

Three Interceptions

By Steelers – Darren Perry at Cleveland, 09/11/94
By Opponent – Dick Anderson (4) at Miami, 12/03/73

Four Interceptions

By Steelers – Jack Butler vs. Washington, 12/13/53
By Opponent – Dick Anderson at Miami, 12/03/73

Three Sacks

By Steelers – **T.J. Watt** vs. San Francisco, 09/10/23
By Opponent – Drake Jackson vs. San Francisco, 09/10/23

Four Sacks

By Steelers – **T.J. Watt** vs. Cleveland, 01/03/22
By Opponent – Alfred Williams vs. Cincinnati, 10/16/94

Five Sacks

By Steelers – Joe Greene at Houston, 12/10/72
By Opponent – None

Gained 500 Yards of Total Offense

By Steelers – 527 (75 rush, 452 pass) at Denver, 11/25/18
By Opponent – 552 (120 rush, 432 pass) at Buffalo, 10/09/22

Limited Team to Under 100 Yards of Total Offense

By Steelers – 98 (81 rush, 17 pass), 10/29/06 at Oakland
By Opponent – 53 (36 rush, 17 pass), 09/10/89 vs. Cleveland

Three Interceptions (TEAM)

By Steelers – vs. Cincinnati, 12/23/23
By Opponent – at Indianapolis, 12/16/23

Four Interceptions (TEAM)

By Steelers – at Cincinnati, 09/11/22
By Opponent – vs. N.Y. Jets, 10/02/22

Five Interceptions (TEAM)

By Steelers: 12/05/93 vs. New England
By Opponent: 10/08/17 vs. Jacksonville

Five Takeaways (TEAM)

By Steelers – (5) at Cincinnati (4 INT, 1 FUM), 09/11/22
By Opponent – (5) vs. Buffalo (4 INT, 1 FUM), 12/15/19

Six Takeaways (TEAM)

By Steelers – (7) at Tennessee (3 INT, 4 FUM), 09/19/10
By Opponent – (6) at Cleveland (4 INT, 2 FUM), 09/09/18

Two 100-Yard Receivers in Same Game

By Steelers – at New Orleans (Brown 185, Smith-Schuster 115), 12/23/18
By Opponent – at Buffalo (Davis 171, Diggs 102), 10/09/22

100 Yards Rushing

By Steelers – at Baltimore (39-155), 01/06/24
By Opponent – at Baltimore (25-106), 01/06/24

200 Yards Rushing

By Steelers: at Seattle (46-202), 12/31/23
By Opponent: vs. Baltimore (42-215), 12/11/22

100-Yard Rusher and 100-Yard Receiver

By Steelers – at Seattle (**Najee Harris** 122, **George Pickens** 131), 12/31/2023
By Opponent – vs. San Francisco (McCaffrey 152, Aiyuk 129), 09/10/23

100-Yard Rusher and Two 100-Yard Receivers

By Steelers – at Cincinnati (Conner 111, Smith-Schuster 111, Brown 105), 10/07/18
By Opponent – at New England (Ridley 115, Gronkowski 143, Dobson 130), 11/03/13

100-Yard Rusher, 300-Yard Passer and 100-Yard Receiver

By Steelers – at Cleveland (Conner 135, Roethlisberger 335, Smith-Schuster 119), 09/09/18
By Opponent – vs. Dallas (Elliott 114, Prescott 319, Bryant 116), 01/13/16

100-Yard Rusher, 300-Yard Passer and Two 100-Yard Receivers

By Steelers – at Cincinnati (Conner 111, Smith-Schuster 111, Brown 105, Roethlisberger 369), 10/14/18
By Opponent – at New England (Ridley 115, Brady 432, Gronkowski 143, Dobson 130), 11/03/13

100-Yard Rusher and 300-Yard Passer

By Steelers – vs. Indianapolis (D. Williams 134, Roethlisberger 364), 12/06/15
By Opponent – at New England (Ridley 115, Brady 432), 11/03/13

100-Yard Receiver and 300-Yard Passer

By Steelers – vs. Cincinnati (**Najee Harris** 116, Roethlisberger 318), 09/26/21
By Opponent – at Houston (Collins 172, Stroud 324), 10/01/23

Two 100-Yard Receivers and 300-Yard Passer

By Steelers – at New Orleans (Brown 185, Smith-Schuster 115, Roethlisberger 462), 12/23/18
By Opponent – at Buffalo (Davis 171, Diggs 102, Allen 424), 10/09/22

100-Yard Rusher, 100-Yard Receiver, 200-Yard Receiver and 400-Yard Passer

By Steelers: vs. Atlanta (Zereoue 123, Burress 253, Ward 139, Maddox 473), 11/10/02
By Opponent – None

100-Yard Rusher, Two 100-Yard Receivers and 400-Yard Passer

By Steelers: vs. Atlanta (Zereoue 123, Burress 253, Ward 139, Maddox 473), 11/10/02
By Opponent: at New England (Ridley 115, Gronkowski 143, Dobson 130, Brady 432), 11/03/13

Three 100-Yard Receivers and 300-Yard Passer

By Steelers: vs. Chicago Cardinals (Orr 205, McClain 139, Tracy 106, Layne 409), 12/13/58
By Opponent – at St. Louis (D. Williams 114, Conrad 133, Smith 105, Hart 353), 11/10/68

Three Rushing Touchdowns

By Steelers – at Seattle (Harris 2, Warren 1), 12/31/23
By Opponent – at Cincinnati (Mixon 2, Burrow 1), 11/28/21

Four Rushing Touchdowns

By Steelers – Detroit (Bettis 3, Roethlisberger 1), 01/01/06
By Opponent – at San Diego (McGee 2, Anderson 1, Spencer 1), 12/8/85

THE LAST TIME THE STEELERS/OPPONENT ...

Five Rushing Touchdowns

By Steelers – at Kansas City (Bettis 2, Stewart 2, Pegram 1), 11/03/96
 By Opponent – at Cleveland (Hanulak 3, Morrison 1, Reynolds 1), 12/12/54

Three Touchdown Passes

By Steelers – at L.A. Chargers (Roethlisberger 3), 11/21/21
 By Opponent – at Indianapolis (Minshew 3), 12/16/23

Four Touchdown Passes

By Steelers – vs. Cincinnati (Roethlisberger 4), 11/15/20
 By Opponent – vs. Cincinnati (Burrow 4), 11/20/22

Five Touchdown Passes

By Steelers – vs. Carolina (Roethlisberger 5), 11/08/18
 By Opponent – at Seattle (Wilson 5), 11/29/15

Six Touchdown Passes

By Steelers – vs. Baltimore (Roethlisberger 6), 11/02/14
 By Opponent – vs. Kansas City (Mahomes 6), 09/16/18

Six Sacks

By Steelers – vs. Cleveland (6-25), 09/18/23
 By Opponent – vs. New Orleans (6-37), 11/13/22

Seven Sacks

By Steelers – at Cincinnati (7-39), 09/11/22
 By Opponent – at Cleveland (8-60), 12/20/09

Eight or more Sacks

By Steelers – vs. Cleveland (9-46), 01/03/22
 By Opponent – at Cleveland (8-60), 12/20/09

Two Opponent Fumble Recoveries

By Steelers – at Baltimore (**Golden 1, Ogunjobi 1**), 01/06/24
 By Opponent – at Baltimore (Maulet 1, Washington 1), 01/06/24

Three Opponent Fumble Recoveries

By Steelers – vs. Cleveland (**Kazee 1, Ogunjobi 1, Watt 1**), 09/18/23
 By Opponent – at Cleveland (Schobert 2, Peppers 1), 09/09/18

Shutout on Road

By Steelers – at Cleveland (41-0), 12/24/05
 By Opponent – at Baltimore (0-27), 11/26/06

Shutout at Home

By Steelers – vs. St. Louis (27-0), 12/24/11
 By Opponent – vs. Baltimore (0-16), 09/03/00

Overtime Win away from Pittsburgh

By Steelers – at Cincinnati (23-20), 09/11/22
 By Opponent – at Dallas (27-24), 12/16/12

Overtime Win in Pittsburgh

By Steelers – vs. Seattle (23-20), 10/17/21
 By Opponent – vs. Baltimore (23-20), 10/01/15

40 Points

By Steelers – vs. Atlanta (41-17), 10/17/18
 By Opponent – at Cincinnati (41-10), 11/28/21

50 Points

By Steelers – vs. Carolina (52-21), 11/08/18
 By Opponent – at New England (55-31), 11/03/13

Two-Point Conversion

By Steelers – vs. Cleveland (**Pickett - Johnson** pass), 01/08/23
 By Opponent – vs. Jaguars (Etienne run), 10/29/23

Missed Point-After-Touchdown Attempt

By Steelers – at Indianapolis (**Chris Boswell** missed kick), 12/16/23
 By Opponent – at L.A. Rams (Brett Maher missed kick), 10/22/23

THE LAST TIME THE STEELERS/OPPONENT ...

Overtime Game Won

By Steelers – Pittsburgh 20, N.Y. Jets 17, AFC Divisional Playoff, 01/15/05
By Opponent – Denver 29, Pittsburgh 23, AFC Wild Card, 01/08/12

Shutout

By Steelers – None
By Opponent – Philadelphia 21, Pittsburgh 0, Eastern Division Playoff, 12/21/1947

Kickoff Return for TD

By Steelers – None
By Opponent – None

Punt Return for TD

By Steelers – Santonio Holmes (67 yards) vs. San Diego, AFC Divisional Playoff, 01/11/09
By Opponent – Santana Moss (75 yards) vs. N.Y. Jets, AFC Divisional Playoff, 01/15/05

Interception Return for TD

By Steelers – James Harrison (100 yards) vs. Arizona, Super Bowl XLIII, 02/01/09
By Opponent – Nick Collins (37 yards) vs. Green Bay, Super Bowl XLV, 02/06/11

Fumble Return for TD

By Steelers – William Gay (19 yards) vs. N.Y. Jets, AFC Championship, 01/23/11
By Opponent – Telvin Smith (50 yards) vs. Jacksonville, AFC Divisional Playoff, 01/14/18

Blocked Punt

By Steelers – None
By Opponent – Keith Cash, at Kansas City, AFC Wild Card, 01/08/94

Blocked Punt for TD

By Steelers – None
By Opponent – Terry Brown, vs. Minnesota, Super Bowl IX, 01/12/75

Blocked Field Goal

By Steelers – **Montravious Adams**, at Buffalo, AFC Super Wild Card, 01/15/2024
By Opponent – Brian Mitchell, vs. New England, AFC Championship, 01/27/02

Blocked Field Goal for TD

By Steelers – None
By Opponent – Antwan Harris (49 yards), vs. New England, AFC Championship, 01/27/02

Safety Scored

By Steelers – vs. Baltimore, AFC Wild Card, (Punt blocked by Shamarko Thomas out of end zone), 01/03/15
By Opponent – vs. N.Y. Jets, AFC Championship, (Ben Roethlisberger tackled by Mike Devito), 01/23/11

100 Yards Rushing

By Steelers – Le'Veon Bell (170) at Kansas City, AFC Divisional Playoff, 01/15/17
By Opponent – Leonard Fournette (109 yards) vs. Jacksonville, AFC Divisional Playoff, 01/14/18

Two 100-yard Rushers in Same Game

By Steelers – None
By Opponent – None

200 Yards Rushing

By Steelers – None
By Opponent – None

300 Yards Passing

By Steelers – Ben Roethlisberger (469) vs. Jacksonville, AFC Divisional Playoff, 01/14/15
By Opponent – Tom Brady (384) at New England, AFC Championship, 01/22/17

400 Yards Passing

By Steelers – Roethlisberger (469) vs. Jacksonville, AFC Divisional Playoff, 01/14/15
By Opponent – Patrick Mahomes (404) at Kansas City, AFC Super Wild Card, 01/16/22

500 Yards Passing

By Steelers – Roethlisberger (501) vs. Cleveland, AFC Wild Card Playoff, 01/10/21
By Opponent – None

200 Yards Receiving

By Steelers – None
By Opponent – Demaryius Thomas (204 yards) at Denver, AFC Wild Card, 01/08/12

Four TD Passes

By Steelers – Roethlisberger (4) vs. Cleveland, AFC Wild Card Playoff, 01/10/21
By Opponent – Dan Marino, vs. Miami, AFC Championship, 01/06/85

Five TD Passes

By Steelers – Ben Roethlisberger, vs. Jacksonville, AFC Divisional Playoff, 01/14/18
By Opponent – Patrick Mahomes (5) at Kansas City, AFC Super Wild Card, 01/16/22

Six TD Passes

By Steelers – None
By Opponent – None

Three TD Receptions

By Steelers – None
By Opponent – None

Four TD Receptions

By Steelers – None
By Opponent – None

Three TDs Rushing

By Steelers – Franco Harris, vs. Buffalo, AFC Divisional Playoff, 12/22/74
By Opponent – Leonard Fournette, vs. Jacksonville, AFC Divisional Playoff, 01/14/18

Four Field Goals

By Steelers – **Chris Boswell**, at Kansas City, AFC Divisional Playoff, 01/15/17 (6)
By Opponent – Brandon McManus, at Denver, AFC Divisional Playoff, 01/17/16

THE LAST TIME THE STEELERS/OPPONENT ...

Five Field Goals

By Steelers – **Chris Boswell**, at Kansas City, AFC Divisional Playoff, 01/15/17 (6)
 By Opponent – Brandon McManus, at Denver, AFC Divisional Playoff, 01/17/16

Six Field Goals

By Steelers – **Chris Boswell**, at Kansas City, AFC Divisional Playoff, 01/15/17
 By Opponent – None

Three Interceptions

By Steelers – None
 By Opponent – None

Four Interceptions

By Steelers – None
 By Opponent – None

Three Sacks

By Steelers – James Harrison, vs. Baltimore, AFC Divisional Playoff, 01/15/11
 By Opponent – Terrell Suggs, vs. Baltimore, AFC Divisional Playoff, 01/15/11

Four Sacks

By Steelers – None
 By Opponent – None

Five Sacks

By Steelers – None
 By Opponent – None

500 Yards of Total Offense

By Steelers – 553 (52 rushing, 501 passing) vs. Cleveland, AFC Wild Card Playoff, 01/10/21
 By Opponent – 569 (134 rushing, 435 passing) vs. Miami, AFC Championship, 01/06/85

Limited Team to Under 100 Yards of Total Offense

By Steelers – None
 By Opponent – None

Three Interceptions (TEAM)

By Steelers – vs. Baltimore, AFC Championship, 01/18/09
 By Opponent – vs. Jacksonville, AFC Wild Card, 01/05/08

Four Interceptions (TEAM)

By Steelers – None
 By Opponent – vs. Cleveland, AFC Wild Card, 01/10/21

Five Interceptions (TEAM)

By Steelers – vs. Houston, AFC Championship, 01/07/79
 By Opponent – None

Five Takeaways (TEAM)

By Steelers – vs. Houston (9), AFC Championship Game (5 INT, 4 FUM), 01/07/79
 By Opponent – vs. Cleveland, AFC Wild Card (4 INT, 1 FUM), 01/10/21

Six Takeaways (TEAM)

By Steelers – vs. Houston (9), AFC Championship Game (5 INT, 4 FUM), 01/07/79
 By Opponent – vs. Oakland (8), AFC Championship Game (3 INT, 5 FUM), 01/04/76

Two 100-Yard Receivers in Same Game

By Steelers – vs. Cleveland (Smith-Schuster 13-157, **Johnson** 11-117), AFC Wild Card, 01/10/21
 By Opponent – at New England (Hogan 9 – 180, Edelman 8 – 118), AFC Championship, 01/22/17

100 Yards Rushing (TEAM)

By Steelers – at Buffalo, AFC Super Wild Card (23-106), 01/15/24
 By Opponent – at Buffalo, AFC Super Wild Card (34-179), 01/15/24

200 Yards Rushing (TEAM)

By Steelers – vs. Indianapolis, AFC Wild Card Game (51–231), 12/29/96
 By Opponent – at Oakland, AFC Divisional Playoff (55–232), 12/22/73

100-Yard Rusher and 100-Yard Receiver

By Steelers – at Kansas City, AFC Divisional Playoff (Bell 170, A. Brown 108), 01/15/17
 By Opponent – vs. San Diego, AFC Wild Card Game (Muncie 126, Chandler 124, Winslow 102), 01/09/83

100-Yard Rusher and Two 100-Yard Receivers

By Steelers – None
 By Opponent – 01/09/83 vs. San Diego, AFC Wild Card Game (Muncie 126, Chandler 124, Winslow 102)

100-Yard Rusher, 300-Yard Passer and 100-Yard Receiver

By Steelers – None
 By Opponent – 01/09/83 vs. San Diego, AFC Wild Card Game (Muncie 126, Fouts 333, Chandler 124, Winslow 102)

100-Yard Rusher, 300-Yard Passer and Two 100-Yard Receiver

By Steelers – None
 By Opponent – 01/09/83 vs. San Diego, AFC Wild Card Game (Muncie 126, Fouts 333, Chandler 124, Winslow 102)

100-Yard Rusher and 300-Yard Passer

By Steelers – None
 By Opponent – 01/09/83 vs. San Diego, AFC Wild Card Game (Muncie 126, Fouts 333)

Two 100-Yard Receivers and 300-Yard Passer

By Steelers – 01/10/21 vs. Cleveland, AFC Wild Card Playoff (Smith-Schuster 13-157, **Johnson** 11-117, Roethlisberger 501)
 By Opponent – 01/22/17 at New England, AFC Championship Game (Brady 384, Hogan 180, Edelman 118)

100-Yard Rusher, 100-Yard Receiver, 200-Yard Receiver and 400-Yard Passer

By Steelers – None
 By Opponent – None

100-Yard Rusher, Two 100-Yard Receivers and 400-Yard Passer

By Steelers – None
 By Opponent – None

THE LAST TIME THE STEELERS/OPPONENT...

Three 100–Yard Receivers and 300–Yard Passer

By Steelers – None
By Opponent – None

Three Rushing Touchdowns

By Steelers – 01/11/09 vs. San Diego, AFC Divisional Playoff (Parker 2, Russell 1)
By Opponent – 01/04/18 vs. Jacksonville, AFC Divisional Playoff (Fournette 3, Yeldon 1)

Four Rushing Touchdowns

By Steelers – 12/29/96, vs. Indianapolis, AFC Wild Card Game (Bettis 2, Stewart 2, Witman 1)
By Opponent – 01/14/18 vs. Jacksonville, AFC Divisional Playoff (Fournette 3, Yeldon 1)

Five Rushing Touchdowns

By Steelers – 12/29/96, vs. Indianapolis, AFC Wild Card Game (Bettis 2, Stewart 2, Witman 1)
By Opponent – None

Three Touchdown Passes

By Steelers – 01/14/18 vs. Jacksonville, AFC Divisional Playoff (Roethlisberger 5)
By Opponent – 01/22/17 at New England, AFC Championship Game (Brady 3)

Four Touchdown Passes

By Steelers – 01/14/18 vs. Jacksonville, AFC Divisional Playoff (Roethlisberger 5)
By Opponent – 01/06/85 vs. Miami, AFC Championship Game (Marino 4)

Five Touchdown Passes

By Steelers – 01/14/18 vs. Jacksonville, AFC Divisional Playoff (Roethlisberger 5)
By Opponent – None

Six Touchdown Passes

By Steelers – None
By Opponent – None

Six Sacks

By Steelers – None
By Opponent – 01/15/11 vs. Baltimore, AFC Divisional Playoff (6–34)

Seven or More Sacks

By Steelers – None
By Opponent – 01/09/93 vs. Buffalo, AFC Divisional Playoff (7–52)

Two Opponent Fumble Recoveries

By Steelers – 01/08/17 vs. Miami, AFC Wild Card Game (Tuitt, Walton)
By Opponent – 01/15/11 vs. Baltimore, AFC Divisional Playoff (Redding, Reed)

Shutout on Road

By Steelers – None
By Opponent – None

Shutout at Home

By Steelers – None
By Opponent – 12/21/47 vs. Philadelphia (21–0), Eastern Division Playoff

OT Win Away from Pittsburgh

By Steelers – 01/31/89 at Houston, AFC Wild Card Game (23–20)
By Opponent – 01/08/12 at Denver, AFC Wild Card Game (29–23)

OT Win in Pittsburgh

By Steelers – 01/15/05 vs. N.Y. Jets, AFC Divisional Playoff (20–17)
By Opponent – None

40 Points

By Steelers – 01/14/18 vs. Jacksonville, AFC Divisional Playoff (42–45)
By Opponent – 01/16/22 at Kansas City, AFC Super Wild Card (42–21)

50 Points

By Steelers – None
By Opponent – None

Two–Point Conversion

By Steelers – 01/22/17 at New England, AFC Championship Game (Roethlisberger pass to D. Williams)
By Opponent – 01/17/16 at Denver, AFC Divisional Playoff [Peyton Manning pass to Demaryius Thomas]

Missed Point–After–Touchdown Attempt

By Steelers – 01/22/17 at New England, AFC Championship Game (Chris Boswell kick failed)
By Opponent – 01/22/17 at New England, AFC Championship Game (Stephen Gostkowski kick failed)



2023 Final Rosters

- ◆ **Alphabetical Roster**
- ◆ **Numerical Roster**
- ◆ **Positional Roster**
- ◆ **Roster By Experience**
- ◆ **How the Steelers Were Built**
- ◆ **Final Depth Chart**
- ◆ **Roster Transactions**



NO.	NAME	POS	HT	WT	DOB	EXP	COLLEGE	HOMETOWN	HOW ACQ
57	Adams Sr., Montravius	DT	6-4	304	7/24/1995	7	Auburn	Vienna, GA	FA '21
74	Anderson, Spencer	OL	6-5	305	6/7/2000	R	Maryland	Bowie, MD	D7b '23
19	Austin III, Calvin	WR	5-9	162	3/24/1999	2	Memphis	Memphis, TN	D4 '22
95	Benton, Keanu	DT	6-4	309	7/17/2001	R	Wisconsin	Janesville, WI	D2b '23
9	Boswell, Chris	K	6-2	185	3/16/1991	9	Rice	Fort Worth, TX	FA '15
13	Boykin, Miles	WR	6-4	220	10/12/1996	5	Notre Dame	New Lenox, IL	W '22 (BAL)
61	Cole, Mason	OL	6-5	298	3/28/1996	6	Michigan	Tarpon Springs, FL	FA '22
78	Daniels, James	OL	6-4	327	9/13/1997	6	Iowa	Warren, OH	FA '22
39	Fitzpatrick, Minkah	S	6-1	207	11/17/1996	6	Alabama	Old Bridge, NJ	TR '19 (MIA)
88	Freiermuth, Pat	TE	6-5	258	10/25/1998	3	Penn State	Merrimac, MA	D2 '21
44	Golden, Markus	LB	6-3	260	3/13/1991	9	Missouri	St. Louis, MO	FA '23
22	Harris, Najee	RB	6-1	242	3/9/1998	3	Alabama	Antioch, CA	D1 '21
6	Harvin III, Pressley	P	6-0	255	9/17/1998	3	Georgia Tech	Alcolu, SC	D7b '21
71	Herbig, Nate	OL	6-4	334	7/10/1998	5	Stanford	Honolulu, HI	FA '23
51	Herbig, Nick	LB	6-2	240	11/21/2000	R	Wisconsin	Kauai, HI	D4 '23
97	Heyward, Cameron	DT	6-5	295	5/6/1989	13	Ohio State	Pittsburgh, PA	D1 '11
83	Heyward, Connor	TE	6-0	230	1/22/1999	2	Michigan State	Duluth, GA	D6 '22
56	Hightsmith, Alex	LB	6-4	242	8/7/1997	4	Charlotte	Wilmington, NC	D3 '20
48	Igbweike, Godwin	RB	6-0	213	9/10/1994	4	Northwestern	Columbus, OH	FA '23
16	Jack, Myles	LB	6-1	255	9/3/1995	8	UCLA	Scottsdale, AZ	FA '22
18	Johnson, Dontae	WR	5-10	183	7/5/1996	5	Toledo	Ruskin, FL	D3a '19
53	Johnson, Kyron	LB	6-0	235	7/24/1998	2	Kansas	Arlington, TX	FA '23
77	Jones, Broderick	OT	6-5	311	5/16/2001	R	Georgia	Lithonia, GA	D1 '23
23	Kazee, Damontae	S	5-11	174	6/5/1993	7	San Diego State	San Bernardino, CA	FA '22
28	Killebrew, Miles	S	6-2	222	5/10/1993	8	Southern Utah	Henderson, NV	FA '22
46	Kuntz, Christian	LS	6-1	228	4/13/1994	3	Duquesne	Pittsburgh, PA	FA '20
92	Loudermilk, Isaiahh	DT	6-7	293	10/10/1997	3	Wisconsin	Howard, KS	D5 '21
65	Moore Jr., Dan	OT	6-5	315	9/28/1998	3	Texas A&M	Beaumont, TX	D4a '21
99	Ogunjobi, Larry	DT	6-3	305	6/3/1994	7	Charlotte	Greensboro, NC	FA '22
76	Okorafor, Chukwuma	OL	6-6	320	8/8/1997	6	Western Michigan	Southfield, MI	D3b '18
20	Peterson, Patrick	CB	6-1	203	7/11/1990	13	LSU	Pompano Beach, FL	FA '23
14	Pickens, George	WR	6-3	200	3/4/2001	2	Georgia	Hoover, AL	D2 '22
8	Pickett, Kenny	QB	6-3	220	6/6/1998	2	Pittsburgh	Oakhurst, NJ	D1 '22
24	Pierre, James	CB	6-2	185	9/16/1996	4	Florida Atlantic	Deerfield Beach, FL	UDFA '20
42	Porter Jr., Joey	CB	6-2	193	7/26/2000	R	Penn State	Bakersfield, CA	D2a '23
50	Roberts, Elandon	LB	6-1	238	4/22/1994	8	Houston	Port Arthur, TX	FA '23
93	Robinson, Mark	LB	5-11	235	8/14/1999	2	Mississippi	Leesburg, GA	D7a '22
11	Robinson II, Allen	WR	6-2	220	8/24/1993	10	Penn State	Detroit, MI	TR '23 (LAR)
25	Rowe, Eric	S	6-1	210	10/3/1992	8	Utah	Spring, Texas	UFA, '19 (NE)
2	Rudolph, Mason	QB	6-5	235	6/17/1995	6	Oklahoma State	Rock Hill, SC	D3a '18
73	Seumalo, Isaac	OL	6-4	303	10/29/1993	8	Oregon State	Corvallis, OR	FA '23
34	Sullivan, Chandon	CB	5-11	189	8/7/1996	6	Georgia State	Winder, GA	FA '23
38	Walker, Mykal	LB	6-3	232	8/28/1997	4	Fresno State	Sacramento, CA	FA '23
29	Wallace, Levi	CB	6-0	179	6/12/1995	6	Alabama	Tucson, AZ	FA '22
30	Warren, Jaylen	RB	5-8	215	11/1/1998	2	Oklahoma State	Cottonwoods Heights, UT	UDFA '22
80	Washington, Darnell	TE	6-7	264	8/17/2001	R	Georgia	Las Vegas, NV	D3 '23
94	Watts, Armon	DL	6-5	307	7/22/1996	5	Arkansas	St. Louis, MO	FA '23
87	Williams, Rod	TE	6-4	235	4/8/1998	R	Tennessee-Martin		
87	Williams, Rodney	TE	6-4	235	4/10/2000	1	UT Martin	Memphis, TN	FA '22
Practice Squad (14)									
35	Barcoo, Luq	CB	6-1	180	7/27/1998	2	San Diego State	San Diego, CA	FA '23
45	Colletto, Jack	FB	6-3	237	11/19/1998	R	Oregon State	Camas, WA	FA '23
72	Diesch, Kellen	OL	6-7	300	8/23/1997	1	Arizona State	Trophy Club, TX	FA '23
41	Elliott, Jaen	S	6-0	206	7/7/1998	2	Notre Dame	Richmond, VA	FA '23
96	Fekoho, Breiden	DL	6-3	300	10/15/1996	3	LSU	Honolulu, HI	FA '23
82	Fitzpatrick, Dez	WR	6-2	208	12/17/1997	2	Louisville	Farmington Hills, MI	FA '23
91	Marshall, Jonathan	DL	6-3	310	9/16/1997	2	Arkansas	Shepherd, TX	W '22 (NYJ)
62	McCollum, Ryan	C	6-5	300	3/4/1998	2	Texas A&M	Spring, TX	W '22 (DET)
26	McFarland Jr., Anthony	RB	5-8	193	3/4/1999	4	Maryland	Hyattsville, MD	D4a '20
15	Mims, Denzel	WR	6-3	207	10/10/1997	4	Baylor	Dainergfield, TX	FA '23
33	Perales, David	LB	6-3	255	4/9/1999	R	Fresno State	Merced, CA	UDFA '23
49	Smith, Jaylon	LB	6-2	240	6/14/1995	7	Notre Dame	Fort Wayne, IN	FA '23
85	Watts, Ducee	WR	6-1	196	12/23/1999	R	Tulane	Petal, MS	FA '23
3	Wing, Brad	P	6-3	200	1/27/1991	5	LSU	Melbourne, AU	FA '23
Injured Reserve (6)									
54	Alexander, Kwon	LB	6-1	227	8/3/1994	9	LSU	Oxford, AL	FA '23
55	Holcomb, Cole	LB	6-1	240	7/30/1996	5	North Carolina	New Smyrna Beach, FL	FA '23
31	Neal, Keanu	S	6-0	211	7/26/1995	8	Florida	Bushnell, FL	FA '23
17	Thompson, Trenton	S	6-1	196	12/18/1997	1	San Diego State	Palm Springs, CA	FA '23
27	Trice Jr., Cory	DB	6-3	206	5/30/2000	R	Purdue	Hopkinsville, KY	D7a '23
79	Wren, Renell	DT	6-5	315	10/23/1995	3	Arizona State	St. Louis, MO	FA '22
Reserve/Retired (1)									
400	Pottebaum, Monte	FB	6-1	244	1/7/2000	R	Iowa	Larchwood, IA	UDFA '23
COACHING STAFF									
HEAD COACH: Mike Tomlin									
ASSISTANTS: Teryl Austin (Defensive Coordinator); Danny Smith (Special Teams Coordinator); Eddie Faulkner (Interim Offensive Coordinator/Running Backs); Grady Brown (Secondary); Aaron Curry (Inside Linebackers); Karl Dunbar (Defensive Line); Frisman Jackson (Wide Receivers); Denzel Martin (Outside Linebackers); Pat Meyer (Offensive Line); Alfredo Roberts (Tight Ends); Mike Sullivan (Quarterbacks); Gerald Alexander (Assistant Defensive Backs); David Corley (Assistant Quarterbacks); Isaac Williams (Assistant Offensive Line); Jason Brooks (Defensive Quality Control); Glenn Thomas (Offensive Assistant); Matt Tomsho (Quality Control); Garrett Giemont (Senior Conditioning Coordinator); Marcel Pastoor (Head Strength & Conditioning Coach); Rodain Delus (Strength & Conditioning Assistant)									

NO.	NAME	POS	HT	WT	DOB	EXP	COLLEGE	HOMETOWN	HOW ACQ
2	Rudolph, Mason	QB	6-5	235	6/17/1995	6	Oklahoma State	Rock Hill, SC	D3a '18
6	Harvin III, Pressley	P	6-0	255	9/17/1998	3	Georgia Tech	Alcohu, SC	D7b '21
8	Pickett, Kenny	QB	6-3	220	6/6/1998	2	Pittsburgh	Aokhurst, NJ	D1 '22
9	Boswell, Chris	K	6-2	185	3/16/1991	9	Rice	Fort Worth, TX	FA '15
11	Robinson II, Allen	WR	6-2	220	8/24/1993	10	Penn State	Detroit, MI	TR '23 (LAR)
13	Boykin, Miles	WR	6-4	220	10/12/1996	5	Notre Dame	New Lenox, IL	W '22 (BAL)
14	Pickens, George	WR	6-3	200	3/4/2001	2	Georgia	Hoover, AL	D2 '22
16	Jack, Myles	LB	6-1	255	9/3/1995	8	UCLA	Scottsdale, AZ	FA '22
18	Johnson, Dontae	WR	5-10	183	7/5/1996	5	Toledo	Ruskin, FL	D3a '19
19	Austin III, Calvin	WR	5-9	162	3/24/1999	2	Memphis	Memphis, TN	D4 '22
20	Peterson, Patrick	CB	6-1	203	7/11/1996	13	LSU	Pompano Beach, FL	FA '23
22	Harris, Najee	RB	6-1	242	3/9/1998	3	Alabama	Antioch, CA	D1 '21
23	Kazee, Damontae	S	5-11	174	6/5/1993	7	San Diego State	San Bernardino, CA	FA '22
24	Porter Jr., Joey	CB	6-2	193	7/26/2000	R	Penn State	Bakersfield, CA	D2a '23
25	Rowe, Eric	S	6-1	210	10/3/1992	8	Utah	Spring, Texas	UFA '19 (NE)
28	Killebrew, Miles	S	6-2	222	5/10/1993	8	Southern Utah	Henderson, NV	FA '22
29	Wallace, Levi	CB	6-0	179	6/12/1995	6	Utah	Tucson, AZ	FA '22
30	Warren, Jaylen	RB	5-8	215	11/1/1998	2	Oklahoma State	Cottonwoods Heights, UT	UDFA '22
34	Sullivan, Chandon	CB	5-11	189	8/7/1996	6	Georgia State	Winder, GA	FA '23
38	Walker, Mykal	LB	6-3	232	8/28/1997	4	Fresno State	Sacramento, CA	FA '23
39	Fitzpatrick, Minkah	S	6-1	207	11/17/1996	6	Alabama	Old Bridge, NJ	TR '19 (MIA)
42	Pierre, James	CB	6-2	185	9/16/1996	4	Florida Atlantic	Deerfield Beach, FL	UDFA '20
44	Golden, Markus	LB	6-3	260	3/13/1991	9	Missouri	St. Louis, MO	FA '23
46	Kuntz, Christian	LS	6-1	228	4/13/1994	3	Duquesne	Pittsburgh, PA	FA '20
48	Igwebuike, Godwin	RB	6-0	213	9/10/1994	4	Northwestern	Columbus, OH	FA '23
50	Roberts, Elandon	LB	6-1	238	4/22/1994	8	Houston	Port Arthur, TX	FA '23
51	Herbig, Nick	LB	6-2	240	11/21/2001	R	Wisconsin	Kauai, HI	D4 '23
53	Johnson, Kyron	LB	6-0	235	7/24/1998	2	Kansas	Arlington, TX	FA '23
56	Higsmith, Alex	LB	6-4	242	8/7/1997	4	Charlotte	Wilmington, NC	D3 '20
57	Adams Sr., Montravius	DT	6-4	304	7/24/1995	7	Auburn	Vienna, GA	FA '21
61	Cole, Mason	OL	6-5	298	3/28/1996	6	Michigan	Tarpon Springs, FL	FA '22
65	Moore Jr., Dan	OT	6-5	315	9/28/1998	3	Texas A&M	Beaumont, TX	D4a '21
71	Herbig, Nate	OL	6-4	334	7/10/1998	5	Stanford	Honolulu, HI	FA '23
73	Seumalo, Isaac	OL	6-4	303	10/29/1993	8	Oregon State	Corvallis, OR	FA '23
74	Anderson, Spencer	OL	6-5	305	6/7/2000	R	Maryland	Bowie, MD	D7b '23
76	Okorafor, Chukwuma	OL	6-6	320	8/8/1997	6	Western Michigan	Southfield, MI	D3b '18
77	Jones, Broderick	OT	6-5	311	5/16/2001	R	Georgia	Lithonia, GA	D1 '23
78	Daniels, James	OL	6-4	327	9/13/1997	6	Iowa	Warren, OH	FA '22
80	Washington, Darnell	TE	6-7	264	8/17/2001	R	Georgia	Las Vegas, NV	D3 '23
83	Heyward, Connor	TE	6-0	230	1/22/1999	2	Michigan State	Duluth, GA	D6 '22
87	Williams, Rodney	TE	6-4	235	4/10/2000	1	UT Martin	Memphis, TN	FA '22
87	Williams, Rod	TE	6-4	235	4/8/1998	3	Tennessee	Martin, TN	FA '22
88	Frieremuth, Pat	TE	6-5	258	10/25/1998	R	Penn State	Merrimac, MA	D2 '21
92	Loudermilk, Isaiahh	DT	6-7	293	10/10/1997	3	Wisconsin	Howard, KS	D5 '21
93	Robinson, Mark	LB	5-11	235	8/14/1999	2	Mississippi	Leesburg, GA	D7a '22
94	Watts, Armon	DL	6-5	307	7/22/1996	5	Arkansas	St. Louis, MO	FA '23
95	Benton, Keanu	DT	6-4	309	7/17/2001	R	Wisconsin	Janesville, WI	D2b '23
97	Heyward, Cameron	DT	6-5	295	5/6/1989	13	Ohio State	Pittsburgh, PA	D1 '11
99	Ogunjobi, Larry	DT	6-3	305	6/3/1994	7	Charlotte	Greensboro, NC	FA '22
Practice Squad (14)									
3	Wing, Brad	P	6-3	200	1/27/1991	5	LSU	Melbourne, AU	FA '23
15	Mims, Denzel	WR	6-3	207	10/10/1997	4	Baylor	Daingerfield, TX	FA '23
26	McFarland Jr., Anthony	RB	5-8	193	3/4/1999	4	Maryland	Hyattsville, MD	D4a '20
35	Perales, David	LB	6-3	255	4/9/1999	R	Fresno State	Merced, CA	UDFA '23
33	Barcoo, Luq	CB	6-1	180	7/27/1998	2	San Diego State	San Diego, CA	FA '23
41	Elliott, Jaïen	S	6-0	206	7/7/1998	2	Notre Dame	Richmond, VA	FA '23
45	Colletto, Jack	FB	6-3	237	11/19/1998	R	Oregon State	Camas, WA	FA '23
49	Smith, Jaylon	LB	6-2	240	6/14/1995	7	Notre Dame	Fort Wayne, IN	FA '23
62	McCullum, Ryan	C	6-5	300	3/4/1998	2	Texas A&M	Spring, TX	W '22 (DET)
72	Diesch, Kellen	OL	6-7	300	8/23/1997	1	Arizona State	Trophy Club, TX	FA '23
82	Fitzpatrick, Dez	WR	6-2	208	12/17/1997	2	Louisville	Farmington Hills, MI	FA '23
85	Watts, Duece	WR	6-1	196	12/23/1999	R	Tulane	Petal, MS	FA '23
91	Marshall, Jonathan	DL	6-3	310	9/16/1997	2	Arkansas	Shpherd, TX	W '22 (NYJ)
96	Fehoko, Breiden	DL	6-3	300	10/15/1996	3	LSU	Honolulu, HI	FA '23
Injured Reserve (6)									
17	Thompson, Trenton	S	6-1	196	12/18/1997	1	San Diego State	Palm Springs, CA	FA '23
27	Trice Jr., Cory	DB	6-3	206	5/30/2000	R	Purdue	Hopkinsville, KY	D7a '23
31	Neal, Keanu	S	6-0	211	7/26/1995	8	Florida	Bushnell, FL	FA '23
54	Alexander, Kwon	LB	6-1	227	8/3/1994	9	LSU	Oxford, AL	FA '23
55	Holcomb, Cole	LB	6-1	240	7/30/1996	5	North Carolina	New Smyrna Beach, FL	FA '23
79	Wren, Renell	DT	6-5	315	10/23/1995	3	Arizona State	St. Louis, MO	FA '22
Reserve/Retired (1)									
400	Pottebaum, Monte	FB	6-1	244	1/7/2000	R	Iowa	Larchwood, IA	UDFA '23
COACHING STAFF									
HEAD COACH: Mike Tomlin									
ASSISTANTS: Teryl Austin (Defensive Coordinator); Danny Smith (Special Teams Coordinator); Eddie Faulkner (Interim Offensive Coordinator/Running Backs); Grady Brown (Secondary); Aaron Curry (Inside Linebackers); Karl Dunbar (Defensive Line); Frisman Jackson (Wide Receivers); Denzel Martin (Outside Linebackers); Pat Meyer (Offensive Line); Alfredo Roberts (Tight Ends); Mike Sullivan (Quarterbacks); Gerald Alexander (Assistant Defensive Backs); David Corley (Assistant Quarterbacks); Isaac Williams (Assistant Offensive Line); Jason Brooks (Defensive Quality Control); Glenn Thomas (Offensive Assistant); Matt Tomsho (Quality Control); Garrett Giemont (Senior Conditioning Coordinator); Marcel Pastoor (Head Strength & Conditioning Coach); Rodain Delus (Strength & Conditioning Assistant)									

QUARTERBACKS (2)

2 Mason Rudolph QB 8 Kenny Pickett QB

RUNNING BACKS (3)

22 Najee Harris RB 30 Jaylen Warren RB
 48 Godwin Igbwebuike RB

WIDE RECEIVERS (5)

11 Allen Robinson II WR 13 Miles Boykin WR
 14 George Pickens WR 18 Diontae Johnson WR
 19 Calvin Austin III WR

TIGHT ENDS (5)

80 Darnell Washington TE 83 Connor Heyward TE/FB
 87 Rod Williams TE 87 Rodney Williams TE
 88 Pat Freiermuth TE

OFFENSIVE LINE (8)

61 Mason Cole OL 65 Dan Moore Jr. OT
 71 Nate Herbig OL 73 Isaac Seumalo OL
 74 Spencer Anderson OL 76 Chukwuma Okorafor OL
 77 Broderick Jones OT 78 James Daniels OL

LINEBACKERS (8)

16 Myles Jack LB 38 Mykal Walker LB
 44 Markus Golden LB 50 Elandon Roberts LB
 51 Nick Herbig LB 53 Kyron Johnson LB
 56 Alex Highsmith LB 93 Mark Robinson LB

DEFENSIVE BACKS (9)

20 Patrick Peterson CB 23 Damontae Kazee S
 24 Joey Porter Jr. CB 25 Eric Rowe S
 28 Miles Killebrew S 29 Levi Wallace CB
 34 Chandon Sullivan CB 39 Minkah Fitzpatrick S
 42 James Pierre CB

DEFENSIVE LINE (6)

57 Montravius Adams Sr. DT 92 Isaiahh Loudermilk DT
 94 Armon Watts DL 95 Keanu Benton DT
 97 Cameron Heyward DT 99 Larry Ogunjobi DT

SPECIALISTS (3)

6 Pressley Harvin III P 9 Chris Boswell K
 46 Christian Kuntz LS

2023 PITTSBURGH STEELERS EXPERIENCE (AS OF JANUARY 15, 2024)

NO	NAME	POS	HT	WT	DOB	AGE	EXP	COLLEGE	HOMETOWN	HOW ACQ	GP	GS	DPN	INA
THIRTEENTH SEASON (2)														
97	Cameron Heyward	DT	6-5	295	05/06/89	34	13	Ohio State	Pittsburgh, PA	D1 '11	1	1	0	0
20	Patrick Peterson	CB	6-1	203	07/11/90	33	13	LSU	Pompano Beach, FL	FA '23	1	1	0	0
TENTH SEASON (1)														
11	Allen Robinson II	WR	6-2	220	08/24/93	30	10	Penn State	Detroit, MI	TR '23 (LAR)	1	1	0	0
NINTH SEASON (3)														
9	Chris Boswell	K	6-2	185	03/16/91	32	9	Rice	Fort Worth, TX	FA '15	1	0	0	0
54	Kwon Alexander	LB	6-1	227	08/03/94	29	9	LSU	Oxford, AL	FA '23	0	0	0	0
44	Markus Golden	LB	6-3	260	03/13/91	32	9	Missouri	St. Louis, MO	FA '23	1	1	0	0
EIGHTH SEASON (7)														
40	Blake Martinez	LB	6-2	237	01/09/94	30	8	Stanford	Tucson, AZ	FA '23	0	0	0	1
50	Elandon Roberts	LB	6-1	238	04/22/94	29	8	Houston	Port Arthur, TX	FA '23	1	1	0	0
25	Eric Rowe	S	6-1	210	03/03/92	31	8	Utah	Spring, Texas	UFA, '19 (NE)	1	1	0	0
73	Isaac Seumalo	OL	6-4	303	10/29/93	30	8	Oregon State	Corvallis, OR	FA '23	1	1	0	0
31	Keanu Neal	S	6-0	211	07/26/95	28	8	Florida	Bushnell, FL	FA '23	0	0	0	0
28	Miles Killebrew	S	6-2	222	05/10/93	30	8	Southern Utah	Henderson, NV	FA '22	1	0	0	0
16	Myles Jack	LB	6-1	255	09/03/95	28	8	UCLA	Scottsdale, AZ	FA '22	1	0	0	0
SEVENTH SEASON (6)														
23	Damontae Kazee	S	5-11	174	06/05/93	30	7	San Diego State	San Bernardino, CA	FA '22	1	1	0	0
49	Jaylon Smith	LB	6-2	240	06/14/95	28	7	Notre Dame	Fort Wayne, IN	FA '23	0	0	0	0
99	Larry Ogunjobi	DT	6-3	305	06/03/94	29	7	Charlotte	Greensboro, NC	FA '22	1	1	0	0
10	Mitch Trubisky	QB	6-2	220	08/20/94	29	7	North Carolina	Mentor, OH	FA '22	0	0	0	1
57	Montavius Adams Sr.	DT	6-4	304	07/24/95	28	7	Auburn	Vienna, GA	FA '21	1	0	0	0
90	T.J. Watt	LB	6-4	252	10/11/94	29	7	Wisconsin	Pewaukee, WI	D1 '17	0	0	0	1
SIXTH SEASON (7)														
34	Chandon Sullivan	CB	5-11	189	08/07/96	27	6	Georgia State	Winder, GA	FA '23	1	0	0	0
76	Chukwuma Okorofor	OL	6-6	320	08/08/97	26	6	Western Michigan	Southfield, MI	D3b '18	0	0	1	0
78	James Daniels	OL	6-4	327	09/13/97	26	6	Iowa	Warren, OH	FA '22	1	1	0	0
29	Levi Wallace	CB	6-0	179	06/12/95	28	6	Alabama	Tucson, AZ	FA '22	1	0	0	0
61	Mason Cole	OL	6-5	298	03/28/96	27	6	Michigan	Tampan Springs, FL	FA '22	1	1	0	0
2	Mason Rudolph	QB	6-5	235	06/17/95	28	6	Oklahoma State	Rock Hill, SC	D3a '18	1	1	0	0
39	Minkah Fitzpatrick	S	6-1	207	11/17/96	27	6	Alabama	Old Bridge, NJ	TR '19 (MIA)	1	1	0	0
FIFTH SEASON (6)														
94	Armon Watts	DL	6-5	307	07/22/96	27	5	Arkansas	St. Louis, MO	FA '23	1	0	0	0
3	Brad Wing	P	6-3	200	01/27/91	33	5	LSU	Metairie, LA	FA '23	0	0	0	0
55	Cole Holcomb	LB	6-1	240	07/30/96	27	5	North Carolina	New Smyrna Beach, FL	FA '23	0	0	0	0
18	Diontae Johnson	WR	5-10	183	07/05/96	27	5	Toledo	Ruskin, FL	D3a '19	1	1	0	0
13	Miles Boykin	WR	6-4	220	10/12/96	27	5	Notre Dame	New Lenox, IL	W '22 (BAL)	1	0	0	0
71	Nate Herbig	OL	6-4	334	07/10/98	25	5	Stanford	Honolulu, HI	FA '23	1	0	0	0
FOURTH SEASON (6)														
56	Alex Highsmith	LB	6-4	242	08/07/97	26	4	Charlotte	Wilmington, NC	D3 '20	1	1	0	0
26	Anthony McFarland Jr.	RB	5-8	193	03/04/99	24	4	Maryland	Hyattsville, MD	D4a '20	0	0	0	0
15	Denzel Mims	WR	6-3	207	10/10/97	26	4	Baylor	Daingerfield, TX	FA '23	0	0	0	0
48	Godwin Igwebuike	CB	6-0	213	09/10/94	29	4	Northwestern	Columbus, OH	FA '23	1	0	0	0
42	James Pierre	RB	6-2	185	09/16/96	27	4	Florida Atlantic	Deerfield Beach, FL	UFA '20	1	0	0	0
38	Mykal Walker	LB	6-3	232	08/28/97	26	4	Fresno State	Sacramento, CA	FA '23	1	1	0	0
THIRD SEASON (9)														
96	Breiden Pheko	DL	6-3	300	10/15/96	27	3	LSU	Honolulu, HI	FA '23	0	0	0	0
46	Christian Kuntz	LS	6-1	228	04/13/94	29	3	Duquesne	Pittsburgh, PA	FA '20	1	0	0	0
65	Dan Moore Jr.	OT	6-5	315	09/28/98	25	3	Texas A&M	Beaumont, TX	D4a '21	1	1	0	0
37	Elijah Riley	S	6-0	205	06/12/98	25	3	Army	Port Jefferson, NY	W '22 (NYJ)	0	0	0	1
92	Isaiah Loundermilk	DT	6-7	293	10/10/97	26	3	Wisconsin	Howard, KS	D5 '21	1	0	0	0
22	Najee Harris	RB	6-1	242	03/09/98	25	3	Alabama	Antioch, CA	D1 '21	1	1	0	0
88	Pat Freiermuth	TE	6-5	258	10/25/98	25	3	Penn State	Merrimac, MA	D2 '21	1	0	0	0
6	Pressley Harvin III	P	6-0	255	09/17/98	25	3	Georgia Tech	Alcolu, SC	D7b '21	1	0	0	0
79	Renell Wren	DT	6-5	315	10/23/95	28	3	Arizona State	St. Louis, MO	FA '22	0	0	0	0
SECOND SEASON (13)														
19	Calvin Austin III	WR	5-9	162	03/24/99	24	2	Memphis	Memphis, TN	D4 '22	1	0	0	0
83	Connor Heyward	TE	6-0	230	01/22/99	25	2	Michigan State	Duluth, GA	D6 '22	1	0	0	0
98	DeMarvin Leal	DE	6-4	290	04/01/00	23	2	Texas A&M	San Antonio, TX	D5 '22	0	0	0	1
82	Dez Fitzpatrick	WR	6-2	208	12/17/97	26	2	Louisville	Farmington Hills, MI	FA '23	0	0	0	0
14	George Pickens	WR	6-3	200	03/04/01	22	2	Georgia	Hoover, AL	D2 '22	1	1	0	0
41	Jalen Elliott	S	6-0	206	07/07/98	25	2	Notre Dame	Richmond, VA	FA '23	0	0	0	0
30	Jaylen Warren	RB	5-8	215	11/01/98	25	2	Oklahoma State	Cottonwoods Heights, UT	UFA '22	1	0	0	0
91	Jonathan Marshall	DL	6-3	310	09/16/97	26	2	Arkansas	Shepherd, TX	W '22 (NYJ)	0	0	0	0
8	Kenny Pickett	QB	6-3	220	06/06/98	25	2	Pittsburgh	Okhurst, NJ	D1 '22	0	0	1	0
53	Kyron Johnson	LB	6-0	235	07/24/98	25	2	Kansas	Arlington, TX	FA '23	1	0	0	0
35	Luq Barcoo	CB	6-1	180	07/27/98	25	2	San Diego State	San Diego, CA	FA '23	0	0	0	0
93	Mark Robinson	LB	5-11	235	08/14/99	24	2	Mississippi	Leesburg, GA	D7a '22	1	0	0	0
62	Ryan McCollum	C	6-5	300	03/04/98	25	2	Texas A&M	Spring, TX	W '22 (DET)	0	0	0	0
FIRST SEASON (4)														
60	Dylan Cook	OT	6-5	280	01/11/98	26	1	Montana	Butte, MT	FA '23	0	0	0	1
72	Kellen Diesch	OL	6-7	300	08/23/97	26	1	Arizona State	Trophy Club, TX	FA '23	0	0	0	0
87	Rodney Williams	TE	6-4	235	04/10/00	23	1	UT Martin	Memphis, TN	FA '22	0	0	0	0
17	Trenton Thompson	S	6-1	196	12/18/97	26	1	San Diego State	Palm Springs, CA	FA '23	0	0	0	0
ROOKIE (13)														
77	Broderick Jones	OT	6-5	311	05/16/01	22	R	Georgia	Lithonia, GA	D1 '23	1	1	0	0
27	Cory Trice Jr.	DB	6-3	206	05/30/00	23	R	Purdue	Hopkinsville, KY	D7a '23	0	0	0	0
21	Darius Rush	CB	6-2	198	02/22/00	23	R	South Carolina	Kingstree, SC	FA '23	0	0	0	1
80	Darnell Washington	TE	6-7	264	08/17/01	22	R	Georgia	Las Vegas, NV	L3 '23	1	1	0	0
33	David Peralas	LB	6-3	255	04/09/99	24	R	Fresno State	Merced, CA	UFA '23	0	0	0	0
85	Duce Watts	WR	6-1	196	12/23/99	24	R	Tulane	Petal, MS	FA '23	0	0	0	0
45	Jack Colletto	FB	6-3	237	11/19/98	25	R	Oregon State	Camas, WA	FA '23	0	0	0	0
24	Joey Porter Jr.	CB	6-2	193	07/26/00	23	R	Penn State	Bakersfield, CA	D2a '23	1	1	0	0
95	Keeanu Benton	DT	6-4	309	07/17/01	22	R	Wisconsin	Janesville, WI	D2b '23	0	0	0	0
40	Monte Pottbaum	FB	6-1	244	01/07/00	24	R	Iowa	Larchwood, IA	UFA '23	0	0	0	0
51	Nick Herbig	LB	6-2	240	11/21/01	22	R	Wisconsin	Kauai, HI	D4 '23	1	0	0	0
87	Rod Williams	TE	6-4	235	04/08/98	25	R	Tennessee-Martin			1	0	0	0
74	Spencer Anderson	OL	6-5	305	06/07/00	23	R	Maryland	Bowie, MD	D7b '23	1	0	0	0

YEAR	DRAFTTEES (21)	FREE AGENTS (20)	COLLEGE FREE AGENTS (2)	TRADES/WAIVERS (3)
2023	OT Broderick Jones (1) CB Joey Porter Jr. (2a) DT Keanu Benton (2b) TE Darnell Washington (3) LB Nick Herbig (4) OL Spencer Anderson (7b)	LB Markus Golden (FA '23) OL Nate Herbig (FA '23) RB Godwin Igwebuike (FA '23) LB Kyrion Johnson (FA '23) CB Patrick Peterson (FA '23) LB Elandon Roberts (FA '23) OL Isaac Seumalo (FA '23) CB Chandon Sullivan (FA '23) LB Mykal Walker (FA '23) DL Armon Watts (FA '23)		WR Allen Robinson II (TR '23 LAR)
2022	QB Kenny Pickett (1) WR George Pickens (2) WR Calvin Austin III (4) TE/FB Connor Heyward (6) LB Mark Robinson (7a)	OL Mason Cole (FA '22) OL James Daniels (FA '22) LB Myles Jack (FA '22) S Damontae Kazee (FA '22) S Miles Killebrew (FA '22) DT Larry Ogunjobi (FA '22) CB Levi Wallace (FA '22)	RB Jaylen Warren (UDFA '22)	WR Miles Boykin (W '22 BAL)
2021	RB Najee Harris (1) TE Pat Freiermuth (2) OT Dan Moore Jr. (4a) DT Isaiahh Loudermilk (5) P Pressley Harvin III (7b)	DT Montravius Adams Sr. (FA '21)		
2020	LB Alex Highsmith (3)	LS Christian Kuntz (FA '20)	CB James Pierre (UDFA '20)	
2019	WR Diontae Johnson (3)			S Minkah Fitzpatrick (TR '19 MIA)
2018	QB Mason Rudolph (3) OL Chukwuma Okorafor (3b)			
2015		K Chris Boswell (FA '15)		
2011	DT Cameron Heyward (1)			

(As of January 15, 2024)

OFFENSE

WR	18 Diontae Johnson	19 Calvin Austin III	
LT	65 Dan Moore Jr.		
LG	73 Isaac Seumalo	<u>74 Spencer Anderson</u>	
C	61 Mason Cole	71 Nate Herbig	
RG	78 James Daniels	71 Nate Herbig	
RT	<u>77 Broderick Jones</u>	76 Chukwuma Okorafor	60 Dylan Cook
TE	88 Pat Freiermuth	<u>80 Darnell Washington</u>	83 Connor Heyward
			87 Rodney Williams
RB	22 Najee Harris	30 Jaylen Warren	48 Godwin Igwebuike
FB	83 Connor Heyward		
QB	8 Kenny Pickett	2 Mason Rudolph	10 Mitch Trubisky
WR	11 Allen Robinson II	19 Calvin Austin III	
WR	14 George Pickens	13 Miles Boykin	

DEFENSE

DT	97 Cameron Heyward	98 DeMarvin Leal	92 Isaiahh Loudermilk
NT	<u>95 Keanu Benton</u>	57 Montravius Adams Sr.	
DE	99 Larry Ogunjobi	94 Armon Watts	
LOLB	90 T.J. Watt	44 Markus Golden	53 Kyrion Johnson
LILB	38 Mykal Walker	-or- 40 Blake Martinez	
RILB	50 Elandon Roberts	93 Mark Robinson	
ROLB	56 Alex Highsmith	<u>51 Nick Herbig</u>	
RCB	<u>24 Joey Porter Jr.</u>	29 Levi Wallace	42 James Pierre
			<u>21 Darius Rush</u>
FS	39 Minkah Fitzpatrick	28 Miles Killebrew	
SS	28 Miles Killebrew	17 Trenton Thompson	37 Elijah Riley
LCB	20 Patrick Peterson	29 Levi Wallace	
NB	34 Chandon Sullivan		

SPECIALISTS

P	6 Pressley Harvin III
K	9 Chris Boswell
LS	46 Christian Kuntz
H	6 Pressley Harvin III
KR	48 Godwin Igwebuike
PR	19 Calvin Austin III

PRONUNCIATION GUIDE

Montravius Adams Sr.	MON-tray-v-us	DeMarvin Leal	lee-AL
Keanu Benton	Key-AH-knew	Larry Ogunjobi	O-gun-joe-bee
Pat Freiermuth	Friar-mooth	Chukwuma Okorafor	Chuck-WOO-muh oh-KOR-uh-for
Najee Harris	NAH-jee	Isaac Seumalo	say-uh-MAH-low
Godwin Igwebuike	ig-way-BEW-kay	Chandon Sullivan	CHAN-din
Kyrion Johnson	KY-ren	Mitch Trubisky	truh-BISS-kee
Miles Killebrew	KILLA-brew	Levi Wallace	LEE-vye (like the jeans)
Christian Kuntz	KOONTZ		

DATE	POS.	PLAYER	TRANSACTION	POS.	PLAYER	TRANSACTION
1/23	DB	Kalon Barnes	Signed Reserve/Future Contract	DB	Thomas Graham Jr.	Signed Reserve/Future Contract
	LB	Tyler Murray	Signed Reserve/Future Contract	LB	David Peralas	Signed Reserve/Future Contract
	DB	Josiah Scott	Signed Reserve/Future Contract			
1/17	CB	Luq Barcoo	Signed Reserve/Future Contract	OT	Tyler Beach	Signed Reserve/Future Contract
	WR	Marquez Callaway	Signed Reserve/Future Contract	FB	Jack Colletto	Signed Reserve/Future Contract
	OT	Kellen Diesch	Signed Reserve/Future Contract	S	Jalen Elliott	Signed Reserve/Future Contract
	G	Joey Fisher	Signed Reserve/Future Contract	WR	Dez Fitzpatrick	Signed Reserve/Future Contract
	T	Devery Hamilton	Signed Reserve/Future Contract	OT	Anderson Hardy	Signed Reserve/Future Contract
	WR	Keiahn Harris	Signed Reserve/Future Contract	DL	Jonathan Marshall	Signed Reserve/Future Contract
	C	Ryan McCollum	Signed Reserve/Future Contract	WR	Denzel Mims	Signed Reserve/Future Contract
	RB	Aaron Shamplin	Signed Reserve/Future Contract	DL	Jacob Slade	Signed Reserve/Future Contract
	WR	Duce Watts	Signed Reserve/Future Contract			
1/10	P	Brad Wing	Signed to Practice Squad	S	Damontae Kazee	Restored to the Active Roster
	S	Trenton Thompson	Placed on Reserved/Injured list			
1/9	LB	David Peralas	Signed to Practice Squad	S	Nate Meadors	Released
	QB	Trace McSorley	Released			
12/27	S	Nate Meadors	Signed to Practice Squad	LB	Jaylon Smith	Signed to Practice Squad
12/26	LB	David Peralas	Released	S	Henry Black	Signed to the Indianapolis Colts Active Roster
12/24	RB	Anthony McFarland Jr.	Signed to Practice Squad			
12/22	S	Elijah Riley	Activated from Reserve/Injured List to Active Roster	LB	Kyron Johnson	Promoted to Active Roster from Practice Squad
12/21	RB	Anthony McFarland Jr.	Released			
12/19	DB	Jalen Elliott	Signed to Practice Squad			
12/17	LB	Tariq Carpenter	Released			
12/11	LB	David Peralas	Signed to Practice Squad	RB	Qadree Ollison	Released
12/4	QB	Trace McSorley	Signed to Practice Squad	WR	Jacob Copeland	Released
11/28	WR	Jacob Copeland	Signed to Practice Squad	DB	Jalen Elliott	Released
11/22	LB	Blake Martinez	Signed off Carolina Panthers Practice Squad to Active Roster			
11/21	DB	Henry Black	Signed to Practice Squad	LB	Tyler Murray	Released
11/20	S	Trenton Thompson	Promoted to Active Roster from Practice Squad	LB	Myles Jack	Signed to Practice Squad
	S	Eric Rowe	Signed to Practice Squad	S	Elijah Riley	Placed on Reserved/Injured list
11/18	TE	Pat Freiermuth	Activated from Reserve/Injured List to Active Roster	LB	Mykal Walker	Promoted to Active Roster from Practice Squad
	S	Keanu Neal	Placed on Reserved/Injured list			
11/15	NT	Breiden Fehoko	Signed to Practice Squad	LB	Tyler Murray	Signed to Practice Squad
11/14	TE	Scotty Washington	Released	G	Joey Fisher	Released
	LB	Kwon Alexander	Placed on Reserved/Injured list			
11/13	NT	Breiden Fehoko	Waived/Injured			
11/6	LB	Cole Holcomb	Placed on Reserve/Injured List	RB	Anthony McFarland Jr.	Activated from Reserve/Injured List to Active Roster
11/1	DT	Cameron Heyward	Activated from Reserve/Injured List to Active Roster			
10/31	S	Jalen Elliott	Signed to Practice Squad	LB	David Peralas	Released
10/30	LB	Mykal Walker	Signed to Practice Squad	LB	Caleb Johnson	Released
10/24	LB	Caleb Johnson	Signed to Practice Squad	TE	Scotty Washington	Signed to Practice Squad
	TE	Noah Gindorff	Released	OL	Obinna Eze	Released
10/21	WR	Diontae Johnson	Activated from Reserve/Injured List to Active Roster	TE	Pat Freiermuth	Placed on Reserve/Injured List
	WR	Gunner Olszewski	Released			
10/18	CB	Darius Rush	Signed off Kansas City Chiefs Practice Squad to Active Roster	CB	Desmond King II	Released
10/9	FB	Zander Horvath	Released	FB	Jack Colletto	Signed to Practice Squad
	P	Brad Wing	Released			
10/4	TE	Rodney Williams	Promoted to the Active Roster from the Practice Squad	WR	Dez Fitzpatrick	Signed to Practice Squad
	TE	Noah Gindorff	Signed to Practice Squad			
10/3	WR	Denzel Mims	Signed to Practice Squad	OL	Obinna Eze	Signed to Practice Squad
	RB	Greg Bell	Released	WR	Jalen Camp	Released
	WR	Jacob Copeland	Released			
10/2	WR	Dez Fitzpatrick	Released			
9/27	P	Brad Wing	Signed to Practice Squad	WR	Jalen Camp	Signed to Practice Squad
	CB	Kalon Barnes	Released			
9/26	WR	Simi Fehoko	Signed to the L.A. Chargers Active Roster			
9/20	DL	Breiden Fehoko	Promoted to the Active Roster from the Practice Squad	RB	Godwin Igwebuike	Signed off the Atlanta Falcons Practice Squad to the Active Roster
	WR	Duce Watts	Signed to Practice Squad			
9/18	WR	Diontae Johnson	Placed on Reserve/Injured List	J	Anthony McFarland Jr.	Placed on Reserve/Injured List
9/15	CB	Kalon Barnes	Signed to Practice Squad			
9/14	DT	Cameron Heyward	Placed on Reserve/Injured List	WR	Dez Fitzpatrick	Promoted to the Active Roster from the Practice Squad
	RB	Greg Bell	Signed to Practice Squad	CB	Luq Barcoo	Signed to Practice Squad
	S	Josiah Scott	Placed on Practice Squad/Injured List	CB	Anthony Brown	Released
9/13	C	Ryan McCollum	Signed to Practice Squad			
9/12	WR	Jacob Copeland	Signed to Practice Squad	CB	Luq Barcoo	Released
	RB	Greg Bell	Released			
9/2	RB	Qadree Ollison	Signed to Practice Squad	FB	Zander Horvath	Signed to Practice Squad
	LB	Tariq Carpenter	Signed to Practice Squad	LB	Tariq Carpenter	Signed to Practice Squad
	RB	Alfonzo Graham	Waived/Injured			
8/31	CB	Desmond King II	Signed to one-year contract	OT	Kellen Diesch	Signed to Practice Squad
	WR	Simi Fehoko	Signed to Practice Squad	G	Joey Fisher	Signed to Practice Squad
	S	Josiah Scott	Signed to Practice Squad			
8/30	CB	Luq Barcoo	Signed to Practice Squad	CB	Anthony Brown	Signed to Practice Squad
	DT	Breiden Fehoko	Signed to Practice Squad	DL	Jonathan Marshall	Signed to Practice Squad
	LB	David Peralas	Signed to Practice Squad	RB	Greg Bell	Signed to Practice Squad
	S	Trenton Thompson	Signed to Practice Squad	TE	Rodney Williams	Signed to Practice Squad
	WR	Dez Fitzpatrick	Signed to Practice Squad	K	Braden Mann	Released
8/29	G	Kendrick Green	Traded for a 2025 sixth-round pick from the Houston Texans	CB	Luq Barcoo	Released
	DT	Breiden Fehoko	Released	DL	Jonathan Marshall	Released
	LB	David Peralas	Released	RB	Greg Bell	Released
	S	Trenton Thompson	Released	TE	Rodney Williams	Released
	WR	Dez Fitzpatrick	Released	CB	Chris Wilcox	Released


	LB	Nick Kwiatkoski	Released		LB	Quincy Roche	Released	
	C	Ryan McCollum	Released		WR	Kazavian Valladay	Released	
	S	Tre Norwood	Released		TE	Zach Gentry	Released	
	WR	Jordan Byrd	Released					
8/28	CB	Lavert Hill	Released	DL	Manny Jones	Released		
	LB	Tanner Muse	Released	LB	Toby Ndukwue	Released		
	OL	Le'Raven Clark	Released	OL	William Dunkle	Released		
	QB	Tanner Morgan	Released	RB	Darius Hagans	Released		
	S	Jalen Elliott	Released	S	Kenny Robinson	Released		
8/27	G	Kevin Dotson	Traded, along with a fifth-round pick in the 2024 NFL Draft and a sixth-round pick in the 2025 NFL Draft, to L.A. Rams for a fourth-round pick in the 2024 NFL Draft and a fifth-round pick in the 2025 NFL Draft					
8/26	WR	Aron Cruickshank	Released	CB	Madre Harper	Released		
	DB	Nevelle Clarke	Released	DL	James Nyamwaya	Released		
	LB	Kuony Deng	Released	LB	Forrest Rhyme	Released		
	LS	Rex Sunahara	Released	WR	Dan Chisena	Released		
	K	B.T. Potter	Released					
8/21	WR	Aron Cruickshank	Signed to one-year contract	LB	Kuony Deng	Signed to one-year contract		
	WR	Cody White	Waived/Injured	WR	Hakeem Butler	Waived/Injured		
8/15	RB	Kazavian Valladay	Signed to one-year contract	RB	John Lovett	Released		
	CB	Nevelle Clarke	Signed to one-year contract					
8/14	CB	Lavert Hill	Signed to one-year contract	CB	Duke Dawson Jr.	Waived/Injured		
	CB	Isaiah Dunn	Released					
8/13	LB	Forrest Rhyme	Signed to one-year contract	LB	Chapelle Russell	Waived/Injured		
8/8	S	Jalen Elliott	Signed to one-year contract	WR	Ja'Marcus Bradley	Waived/Injured		
8/2	S	Trenton Thompson	Signed to one-year contract	CB	Isaiah Dunn	Signed to one-year contract		
	CB	Cory Trice Jr.	Placed on Reserve/Injured List					
8/1	RB	Greg Bell	Signed to one-year contract	RB	John Lovett	Signed to one-year contract		
	RB	Jason Huntley	Released					
7/30	FB	Monte Pottebaum	Placed on Reserve/Retired List	LB	Kwon Alexander	Signed to one-year contract		
	OT	Jarrid Williams	Released					
7/26	CB	Joey Porter Jr.	Signed to four-year contract					
7/19	LB	Alex Highsmith	Signed to five-year contract					
6/23	OT	Broderick Jones	Signed to four-year contract	DT	Keeanu Benton	Signed to four-year contract		
6/20	LB	Nick Kwiatkoski	Signed to one-year contract	LS	Rex Sunahara	Signed to one-year contract		
	WR	Anthony Miller	Released					
6/16	S	Scott Nelson	Released					
6/5	OT	Jarrid Williams	Signed to one-year contract	RB	Darius Hagans	Signed to one-year contract		
	WR	Cody Chrest	Released					
5/25	WR	Cody Chrest	Signed to one-year contract					
5/24	LB	Markus Golden	Signed to one-year contract	OLB	Tae Crowder	Released		
5/22	LB	Toby Ndukwue	Signed to one-year contract	RB	Master Teague	Released		
	OLB	Emeke Egbule	Released					
5/19	QB	Mitchell Trubisky	Signed to three-year contract					
5/18	T	Dylan Cook	Signed to one-year contract					
5/17	CB	Ahkello Witherspoon	Released	DE	Manny Jones	Claimed off waiver (ARI)		
	CB	Luq Barcoo	Signed to one-year contract	WR	Hakeem Butler	Signed to one-year contract		
	QB	Mason Rudolph	Signed to one-year contract					
5/16	DT	Renell Wren	Placed on Reserved/Injured list					
5/12	LB	Nick Herbig	Signed to four-year contract	OL	Spencer Anderson	Signed to four-year contract		
	TE	Darnell Washington	Signed to four-year contract	CB	Cory Trice Jr.	Signed to four-year contract		
5/10	CB	Arthur Maulet	Released					
5/2	CB	Chandon Sullivan	Agreed to terms					
4/30	WR	Jordan Byrd	Agreed to terms	FB	Monte Pottebaum	Agreed to terms		
	QB	Tanner Morgan	Agreed to terms	LB	David Perales	Agreed to terms		
	DE	James Nyamwaya	Agreed to terms					
4/29	OL	Spencer Anderson	Drafted in 7th round of 2023 draft (251st overall)	CB	Cory Trice Jr.	Drafted in 7th round of 2023 draft (241st overall)		
	LB	Nick Herbig	Drafted in 4th round of 2023 draft (132nd overall)	OT	Broderick Jones	Drafted in 1st round of 2023 draft (14th overall)		
4/28	TE	Darnell Washington	Drafted in 3rd round of 2023 draft (93rd overall)	DT	Keeanu Benton	Drafted in 2nd round of 2023 draft (49th overall)		
4/24	WR	Miles Boykin	Signed to one-year contract					
4/21	WR	Allen Robinson	Acquired along with a 2023 seventh-round pick from the Los Angeles Rams for a 2023 seventh-round pick					
4/17	P	Braden Mann	Claimed off waiver (NYJ)	LB	Tanner Muse	Signed to one-year contract		
4/12	DT	Armon Watts	Signed to one-year contract	LB	Jamir Jones	Released		
4/4	DB	Keanu Neal	Signed to two-year contract	NT	Breiden Fehoko	Signed to one-year contract		
	TE	Zach Gentry	Signed to one-year contract	S	Damontae Kazee	Signed to two-year contract		
3/24	T	Le'Raven Clark	Signed to one-year contract					
3/21	CB	James Pierre	Signed to one-year contract	G	Isaac Seumalo	Signed to three-year contract		
3/17	DT	Lary Ogunjobi	Signed to three-year contract	LB	Elandon Roberts	Signed to two-year contract		
3/16	LB	Cole Holcomb	Signed to three-year contract	OL	Nate Herbig	Signed to two-year contract		
	LB	Myles Jack	Released	CB	Patrick Peterson	Signed to two-year contract		
3/10	CB	William Jackson III	Released	DB	Carlins Platel	Released		
2/27	LB	Jamir Jones	Signed to one-year contract					
2/22	LS	Christian Kuntz	Signed to one-year contract					
1/24	LB	Quincy Roche	Signed Reserve/Future Contract					
1/23	WR	Dan Chisena	Signed Reserve/Future Contract					
1/17	WR	Anthony Miller	Signed to one-year contract					
1/12	RB	Anthony McFarland Jr.	Signed Reserve/Future Contract	DT	Renell Wren	Signed Reserve/Future Contract		
	LB	Chapelle Russell	Signed Reserve/Future Contract					
1/11	WR	Dez Fitzpatrick	Signed Reserve/Future Contract	CB	Madre Harper	Signed Reserve/Future Contract		
	S	Kenny Robinson	Signed Reserve/Future Contract	CB	Chris Wilcox	Signed Reserve/Future Contract		
1/10	WR	Ja'Marcus Bradley	Signed Reserve/Future Contract	CB	Duke Dawson Jr.	Signed Reserve/Future Contract		
	G	William Dunkle	Signed Reserve/Future Contract	LB	Emeke Egbule	Signed Reserve/Future Contract		
	RB	Jason Huntley	Signed Reserve/Future Contract	C	Ryan McCollum	Signed Reserve/Future Contract		
	S	Scott Nelson	Signed Reserve/Future Contract	RB	Master Teague	Signed Reserve/Future Contract		
	WR	Cody White	Signed Reserve/Future Contract					



2023 Steelers

◆ Updated Bios





57

DEFENSIVE TACKLE

MONTRAVIUS ADAMS SR.

MONTRAVIUSADAMS

HEIGHT: 6-4

WEIGHT: 304

BORN: July 24, 1995

COLLEGE: Auburn

BIRTHPLACE: Vienna, GA

HOW ACQUIRED: FA '21

NFL EXPERIENCE: 7th year

MONTRAVIUS ADAMS SR.'S NFL REGULAR SEASON DEFENSIVE STATISTICS

DATE	TEAM	GP	GS	TACKLES					INTERCEPTIONS					O. FUMB					ST					MISC			
				TK	S	A	TFL	YDS	SK	YDS	QBH	NO	YDS	LG	TD	PD	FF	FR	TD	YDS	TK	S	A	FF	FR	S	A
2017	Packers	7	0	2	1	1	0	0	0.0	0.0	1	0	0	0	0	0	0	0	0	0	0	0	0	0	0	0	0
2018	Packers	16	1	20	11	9	1	2	1.5	3.5	2	0	0	0	0	1	0	0	0	0	0	0	0	0	0	0	
2019	Packers	14	2	11	4	7	0	0	0.0	0.0	0	0	0	0	0	3	0	1	0	0	0	0	0	0	0	0	
2020	Packers	8	0	11	6	5	2	1	0.0	0.0	0	0	0	0	0	0	0	0	0	0	0	0	0	0	0	0	
2021	Patriots	0	0	0	0	0	0	0	0.0	0.0	0	0	0	0	0	0	0	0	0	0	0	0	0	0	0	0	
Went from New England to New Orleans.																											
2021	Saints	5	1	7	1	6	1	2	0.0	0.0	0	0	0	0	1	0	0	0	0	0	0	0	0	0	0	0	0
Went from New Orleans to Pittsburgh.																											
2021	Steelers	5	3	8	6	2	1	3	0.0	0.0	3	0	0	0	1	0	0	0	0	0	0	0	0	0	0	0	0
2021	TOTAL	10	4	15	7	8	2	5	0.0	0.0	3	0	0	0	2	0	0	0	0	0	0	0	0	0	0	0	0
2022	Steelers	17	9	26	12	14	1	2	0.0	0.0	0	0	0	0	1	0	0	0	0	0	0	0	0	0	0	0	0
2023	Steelers	13	8	24	11	13	2	4	0.0	0.0	0	0	0	0	1	1	0	0	0	0	0	0	0	0	0	0	0
NFL TOTALS		85	24	109	52	57	8	14	1.5	3.5	6	0	0	0	7	2	1	0	0	0	0	0	0	0	0	0	0

MONTRAVIUS ADAMS SR.'S NFL POSTSEASON DEFENSIVE STATISTICS

DATE	TEAM	GP	GS	TACKLES					INTERCEPTIONS					O. FUMB					ST					MISC			
				TK	S	A	TFL	YDS	SK	YDS	QBH	NO	YDS	LG	TD	PD	FF	FR	TD	YDS	TK	S	A	FF	FR	S	A
2019	Packers	2	0	0	0	0	0	0	0.0	0.0	1	0	0	0	0	0	0	0	0	0	0	0	0	0	0	0	0
2020	Packers	0	0	0	0	0	0	0	0.0	0.0	0	0	0	0	0	0	0	0	0	0	0	0	0	0	0	0	0
2021	Steelers	1	0	2	2	1	1	10	1.0	10.0	1	0	0	0	0	0	0	0	0	0	0	0	0	0	0	0	0
2023	Steelers	1	0	1	0	1	0	0	0.0	0.0	0	0	0	0	0	0	0	0	0	0	0	0	0	0	0	0	0
NFL TOTALS		4	0	3	2	1	1	10	1.0	10.0	2	0	0	0	0	0	0	0	0	0	0	0	0	0	0	0	0

SINGLE-GAME HIGHS: DEFENSIVE

- Total Tackles: 7 vs. Detroit Lions, Dec 30, 2018
- 5 at Los Angeles Chargers, Nov 03, 2019
- 5 at Los Angeles Chargers, Nov 03, 2019
- 4 vs. Detroit Lions, Dec 30, 2018
- Sacks: 1.0 vs. Miami Dolphins, Nov 11, 2018
- 0.5 at Chicago Bears, Dec 16, 2018
- Passes Defensed: 1 vs. Baltimore Ravens, Dec 05, 2021
- 1 at Washington Football Team, Oct 10, 2021
- ...3 more at 1.
- Forced Fumbles: 1 vs. Cleveland Browns, Sep 18, 2023
- 1 at Chicago Bears, Dec 16, 2018
- Fumble Recoveries: 1 vs. Carolina Panthers, Nov 10, 2019
- Tackles For Loss: 2 at New York Jets, Dec 23, 2018
- 2 at Chicago Bears, Dec 16, 2018

SINGLE-GAME HIGHS - POSTSEASON: DEFENSIVE

- Total Tackles: 2 at Kansas City Chiefs, Jan 16, 2022
- 1 at Buffalo Bills, Jan 15, 2024
- Solo Tackles: 2 at Kansas City Chiefs, Jan 16, 2022
- Sacks: 1.0 at Kansas City Chiefs, Jan 16, 2022
- Tackles For Loss: 1 at Kansas City Chiefs, Jan 16, 2022

2023 GAME-BY-GAME REGULAR-SEASON STATISTICS (STEELERS)

DATE	OPPONENT	P/S	TACKLES					INTERCEPTIONS					O. FUMB					ST					MISC		W/L	SCORE			
			TK	S	A	SK	YDS	TFL	YDS	QBH	NO	YDS	LG	TD	PD	FF	FR	TD	YDS	TK	S	A	FF	FR			S	A	
09/10	49ers	S	2	0	2	0.0	0.0	0	0	0	0	0	0	0	0	0	0	0	0	0	0	0	0	0	0	L	7-30		
09/18	Browns	S	3	1	2	0.0	0.0	0	0	0	0	0	0	0	1	0	0	0	0	0	0	0	0	0	0	W	26-22		
09/24	at Raiders	S	2	1	1	0.0	0.0	0	0	0	0	0	0	0	0	0	0	0	0	0	0	0	0	0	0	W	23-18		
10/01	at Texans	S	4	2	2	0.0	0.0	0	0	0	0	0	0	0	0	0	0	0	0	0	0	0	0	0	0	L	6-30		
10/08	Ravens	S	2	0	2	0.0	0.0	0	0	0	0	0	0	0	0	0	0	0	0	0	0	0	0	0	0	W	17-10		
10/22	at Rams	S	4	3	1	0.0	0.0	1	1	0	0	0	0	0	0	0	0	0	0	0	0	0	0	0	0	W	24-17		
10/29	Jaguars	S	4	3	1	0.0	0.0	1	3	0	0	0	0	0	0	0	0	0	0	0	0	0	0	0	0	L	10-20		
11/02	Titans	S	0	0	0	0.0	0.0	0	0	0	0	0	0	0	0	0	0	0	0	0	0	0	0	0	0	W	20-16		
11/12	Packers		ON INACTIVE LIST																									W	23-19
11/19	at Browns		ON INACTIVE LIST																									L	10-13
11/26	at Bengals		ON INACTIVE LIST																									W	16-10
12/03	Cardinals		ON INACTIVE LIST																									L	10-24
12/07	Patriots	P	2	1	1	0.0	0.0	0	0	0	0	0	0	0	0	0	0	0	0	0	0	0	0	0	0	L	18-21		
12/16	at Colts	P	1	0	1	0.0	0.0	0	0	0	0	0	0	0	0	0	0	0	0	0	0	0	0	0	0	L	13-30		
12/23	Bengals	P	0	0	0	0.0	0.0	0	0	0	0	0	0	0	0	0	0	0	0	0	0	0	0	0	0	W	34-11		
12/31	at Seahawks	P	0	0	0	0.0	0.0	0	0	0	0	0	0	0	0	0	0	0	0	0	0	0	0	0	0	W	30-23		
01/06	at Ravens	P	0	0	0	0.0	0.0	0	0	0	0	0	0	1	0	0	0	0	0	0	0	0	0	0	0	W	17-10		
2023 TOTALS			13-8	24	11	13	0.0	0.0	2	4	0	0	0	0	0	0	0	0	0	0	0	0	0	0	0	0	10-7		

2019 GAME-BY-GAME REGULAR-SEASON STATISTICS (PACKERS)

DATE	OPPONENT	P/S	TACKLES							INTERCEPTIONS					O. FUMB			ST			MISC		W/L	SCORE				
			TK	S	A	SK	YDS	TFL	YDS	QBH	NO	YDS	LG	TD	PD	FF	FR	TD	YDS	TK	S	A			FF	FR	S	A
09/05	at Bears	S	1	1	0	0.0	0.0	0	0	0	0	0	0	0	0	0	0	0	0	0	0	0	0	0	0	0	W	10-3
09/15	Vikings	S	1	0	1	0.0	0.0	0	0	0	0	0	0	0	0	0	0	0	0	0	0	0	0	0	0	W	21-16	
09/22	Broncos		GAME INACTIVE/INJURY																							W	27-16	
09/26	Eagles		GAME INACTIVE/INJURY																							L	27-34	
10/06	at Cowboys	P	0	0	0	0.0	0.0	0	0	0	0	0	0	0	0	0	0	0	0	0	0	0	0	0	0	W	34-24	
10/14	Lions	P	0	0	0	0.0	0.0	0	0	0	0	0	0	1	0	0	0	0	0	0	0	0	0	0	0	W	23-22	
10/20	Raiders	P	2	1	1	0.0	0.0	0	0	0	0	0	0	0	0	0	0	0	0	0	0	0	0	0	0	W	42-24	
10/27	at Chiefs	P	0	0	0	0.0	0.0	0	0	0	0	0	0	1	0	0	0	0	0	0	0	0	0	0	0	W	31-24	
11/03	at Chargers	P	3	1	2	0.0	0.0	0	0	0	0	0	0	0	0	0	0	0	0	0	0	0	0	0	0	L	11-26	
11/10	Panthers	P	2	1	1	0.0	0.0	0	0	0	0	0	0	1	0	1	0	0	0	0	0	0	0	0	0	W	24-16	
11/24	at 49ers	P	1	0	1	0.0	0.0	0	0	0	0	0	0	0	0	0	0	0	0	0	0	0	0	0	0	L	8-37	
12/01	at Giants	P	1	0	1	0.0	0.0	0	0	0	0	0	0	0	0	0	0	0	0	0	0	0	0	0	0	W	31-13	
12/08	Redskins	P	0	0	0	0.0	0.0	0	0	0	0	0	0	0	0	0	0	0	0	0	0	0	0	0	0	W	20-15	
12/15	Bears	P	0	0	0	0.0	0.0	0	0	0	0	0	0	0	0	0	0	0	0	0	0	0	0	0	0	W	21-13	
12/23	at Vikings	P	0	0	0	0.0	0.0	0	0	0	0	0	0	0	0	0	0	0	0	0	0	0	0	0	0	W	23-10	
12/29	at Lions	P	0	0	0	0.0	0.0	0	0	0	0	0	0	0	0	0	0	0	0	0	0	0	0	0	0	W	23-20	
2019 TOTALS		14-2	11	4	7	0.0	0.0	0	0	0	0	0	0	3	0	1	0	0	0	0	0	0	0	0	0	13-3		

2018 GAME-BY-GAME REGULAR-SEASON STATISTICS (PACKERS)

DATE	OPPONENT	P/S	TACKLES							INTERCEPTIONS					O. FUMB			ST			MISC		W/L	SCORE				
			TK	S	A	SK	YDS	TFL	YDS	QBH	NO	YDS	LG	TD	PD	FF	FR	TD	YDS	TK	S	A			FF	FR	S	A
09/09	Bears	P	1	1	0	0.0	0.0	0	0	0	0	0	0	0	0	0	0	0	0	0	0	0	0	0	0	W	24-23	
09/16	Vikings	P	0	0	0	0.0	0.0	0	0	0	0	0	0	0	0	0	0	0	0	0	0	0	0	0	0	T	29-29	
09/23	at Redskins	P	0	0	0	0.0	0.0	0	0	0	0	0	0	0	0	0	0	0	0	0	0	0	0	0	0	L	17-31	
09/30	Bills	P	0	0	0	0.0	0.0	0	0	0	0	0	0	0	0	0	0	0	0	0	0	0	0	0	0	W	22-0	
10/07	at Lions	P	0	0	0	0.0	0.0	0	0	0	0	0	0	0	0	0	0	0	0	0	0	0	0	0	0	L	23-31	
10/15	49ers	P	0	0	0	0.0	0.0	0	0	0	0	0	0	0	0	0	0	0	0	0	0	0	0	0	0	W	33-30	
10/28	at Rams	P	1	0	1	0.0	0.0	0	0	0	0	0	0	0	0	0	0	0	0	0	0	0	0	0	0	L	27-29	
11/04	at Patriots	P	0	0	0	0.0	0.0	0	0	0	0	0	0	0	0	0	0	0	0	0	0	0	0	0	0	L	17-31	
11/11	Dolphins	P	1	1	0	1.0	2.0	1	2	1	0	0	0	0	0	0	0	0	0	0	0	0	0	0	0	0	W	31-12
11/15	at Seahawks	P	0	0	0	0.0	0.0	0	0	0	0	0	0	0	0	0	0	0	0	0	0	0	0	0	0	L	24-27	
11/25	at Vikings	P	3	2	1	0.0	0.0	0	0	0	0	0	0	0	0	0	0	0	0	0	0	0	0	0	0	L	17-24	
12/02	Cardinals	P	1	1	0	0.0	0.0	0	0	0	0	0	0	0	0	0	0	0	0	0	0	0	0	0	0	L	17-20	
12/09	Falcons	P	1	1	0	0.0	0.0	0	0	0	0	0	0	0	0	0	0	0	0	0	0	0	0	0	0	W	34-20	
12/16	at Bears	P	3	2	1	0.5	1.5	0	1	0	0	0	0	0	1	0	0	0	0	0	0	0	0	0	0	L	17-24	
12/23	at Jets	S	2	0	2	0.0	0.0	0	0	0	0	0	0	0	0	0	0	0	0	0	0	0	0	0	0	W	44-38+	
12/30	Lions	P	7	3	4	0.0	0.0	0	0	0	0	0	0	0	0	0	0	0	0	0	0	0	0	0	0	L	0-31	
2018 TOTALS		16-1	20	11	9	1.5	3.5	1	2	2	0	0	0	0	1	0	0	0	0	0	0	0	0	0	0	6-9-1		

+ - Overtime

2017 GAME-BY-GAME REGULAR-SEASON STATISTICS (PACKERS)

DATE	OPPONENT	P/S	TACKLES							INTERCEPTIONS					O. FUMB			ST			MISC		W/L	SCORE			
			TK	S	A	SK	YDS	TFL	YDS	QBH	NO	YDS	LG	TD	PD	FF	FR	TD	YDS	TK	S	A			FF	FR	S
09/10	Seahawks		INACTIVE																							W	17-9
09/17	at Falcons		INACTIVE																							L	23-34
09/24	Bengals	P	0	0	0	0.0	0.0	0	0	0	0	0	0	0	0	0	0	0	0	0	0	0	0	0	0	W	27-24+
09/28	Bears		INACTIVE																							W	35-14
10/08	at Cowboys		INACTIVE																							W	35-31
10/15	at Vikings		INACTIVE																							L	10-23
10/22	Saints		INACTIVE																							L	17-26
11/06	Lions	P	0	0	0	0.0	0.0	0	0	0	0	0	0	0	0	0	0	0	0	0	0	0	0	0	0	L	17-30
11/12	at Bears	P	0	0	0	0.0	0.0	0	0	0	1	0	0	0	0	0	0	0	0	0	0	0	0	0	0	W	23-16
11/19	Ravens		INACTIVE																							L	0-23
11/26	at Steelers	P	1	0	1	0.0	0.0	0	0	0	0	0	0	0	0	0	0	0	0	0	0	0	0	0	0	L	28-31
12/03	Buccaneers		INACTIVE																							W	26-20+
12/10	at Browns	P	1	1	0	0.0	0.0	0	0	0	0	0	0	0	0	0	0	0	0	0	0	0	0	0	0	W	27-21+
12/17	at Panthers		INACTIVE																							L	24-31
12/23	Vikings	P	0	0	0	0.0	0.0	0	0	0	0	0	0	0	0	0	0	0	0	0	0	0	0	0	0	L	0-16
12/31	at Lions	P	0	0	0	0.0	0.0	0	0	0	0	0	0	0	0	0	0	0	0	0	0	0	0	0	0	L	11-35
2017 TOTALS		7-0	2	1	1	0.0	0.0	0	0	1	0	0	0	0	0	0	0	0	0	0	0	0	0	0	0	7-9	

+ - Overtime

2023 GAME-BY-GAME POSTSEASON STATISTICS (STEELERS)

DATE	OPPONENT	P/S	TACKLES							INTERCEPTIONS					O. FUMB			ST			MISC		W/L	SCORE			
			TK	S	A	SK	YDS	TFL	YDS	QBH	NO	YDS	LG	TD	PD	FF	FR	TD	YDS	TK	S	A			FF	FR	S
01/15	at Bills	P	1	0	1	0.0	0.0	0	0	0	0	0	0	0	0	0	0	0	0	0	0	0	0	0	0	L	17-31
2023 TOTALS		1-0	1	0	1	0.0	0.0	0	0	0	0	0	0	0	0	0	0	0	0	0	0	0	0	0	0	0-1	



74

HEIGHT: 6-5
WEIGHT: 305
BORN: June 7, 2000
COLLEGE: Maryland

BIRTHPLACE: Bowie, MD
HOW ACQUIRED: D7b '23
NFL EXPERIENCE: R

OFFENSIVE LINEMAN
SPENCER ANDERSON

SPENCER ANDERSON'S NFL REGULAR SEASON STATISTICS

DATE	TEAM	GP	GS
2023	Steelers	8	0
NFL TOTALS		8	0

SPENCER ANDERSON'S NFL POSTSEASON STATISTICS

DATE	TEAM	GP	GS
2023	Steelers	1	0
NFL TOTALS		1	0

2023 GAME-BY-GAME REGULAR-SEASON STATISTICS (STEELERS)

DATE	OPPONENT	P/S		W/L	SCORE
09/10	49ers		DID NOT PLAY (NON-INJURY)	L	7-30
09/18	Browns		DID NOT PLAY (NON-INJURY)	W	26-22
09/24	at Raiders		DID NOT PLAY (NON-INJURY)	W	23-18
10/01	at Texans	P		L	6-30
10/08	Ravens	P		W	17-10
10/22	at Rams		DID NOT PLAY (NON-INJURY)	W	24-17
10/29	Jaguars		DID NOT PLAY (NON-INJURY)	L	10-20
11/02	Titans		DID NOT PLAY (NON-INJURY)	W	20-16
11/12	Packers		DID NOT PLAY (NON-INJURY)	W	23-19
11/19	at Browns		DID NOT PLAY (NON-INJURY)	L	10-13
11/26	at Bengals		DID NOT PLAY (NON-INJURY)	W	16-10
12/03	Cardinals	P		L	10-24
12/07	Patriots	P		L	18-21
12/16	at Colts	P		L	13-30
12/23	Bengals	P		W	34-11
12/31	at Seahawks	P		W	30-23
01/06	at Ravens	P		W	17-10
2023 TOTALS		8-0		10-7	

2023 GAME-BY-GAME POSTSEASON STATISTICS (STEELERS)

DATE	OPPONENT	P/S		W/L	SCORE
01/15	at Bills	P		L	17-31
2023 TOTALS		1-0		0-1	



19

WIDE RECEIVER

CALVIN AUSTIN III

HEIGHT: 5-9
WEIGHT: 162
BORN: March 24, 1999
COLLEGE: Memphis

BIRTHPLACE: Memphis, TN
HOW ACQUIRED: D4 '22
NFL EXPERIENCE: 2nd year

CALVIN AUSTIN III'S NFL REGULAR SEASON RUSHING/RECEIVING STATISTICS

DATE	TEAM	RECEIVING							RUSHING						
		GP	GS	NO.	YDS.	AVG.	LG	TD	NO.	YDS.	AVG.	LG	TD		
2022	Steelers	0	0	0	0	0.0	0	0	0	0	0.0	0	0		
2023	Steelers	17	1	17	180	10.6	72t	1	11	57	5.2	12	1		
NFL TOTALS		17	1	17	180	10.6	72T	1	11	57	5.2	12	1		

CALVIN AUSTIN III'S NFL POSTSEASON RUSHING/RECEIVING STATISTICS

DATE	TEAM	RECEIVING							RUSHING						
		GP	GS	NO.	YDS.	AVG.	LG	TD	NO.	YDS.	AVG.	LG	TD		
2023	Steelers	1	0	1	7	7.0	7t	1	0	0	0.0	0	0		
NFL TOTALS		1	0	1	7	7.0	7T	1	0	0	0.0	0	0		

CALVIN AUSTIN III'S NFL REGULAR SEASON RETURN STATISTICS

DATE	TEAM	KICKOFF RETURNS					PUNT RETURNS					
		RET.	YDS.	AVG.	LG	TD	NO.	FC	YDS.	AVG.	LG	TD
2022	Steelers	0	0	0.0	0	0	0	0	0	0.0	0	0
2023	Steelers	0	0	0.0	0	0	29	12	249	8.6	34	0
NFL TOTALS		0	0	0.0	0	0	29	12	249	8.6	34	0

CALVIN AUSTIN III'S NFL POSTSEASON RETURN STATISTICS

DATE	TEAM	KICKOFF RETURNS					PUNT RETURNS					
		RET.	YDS.	AVG.	LG	TD	NO.	FC	YDS.	AVG.	LG	TD
2023	Steelers	0	0	0.0	0	0	1	1	12	12.0	12	0
NFL TOTALS		0	0	0.0	0	0	1	1	12	12.0	12	0

SINGLE-GAME HIGHS: RUSHING/RECEIVING

Rush Attempts	2 vs. Tennessee Titans, Nov 02, 2023	All-Purpose Yards	100 at Baltimore Ravens, Jan 06, 2024
	2 vs. Jacksonville Jaguars, Oct 29, 2023		77 at Las Vegas Raiders, Sep 24, 2023
Rushing Yards	10 vs. Tennessee Titans, Nov 02, 2023	Fair Catches	2 vs. Green Bay Packers, Nov 12, 2023
	10 vs. Jacksonville Jaguars, Oct 29, 2023		2 vs. Cleveland Browns, Sep 18, 2023
Longest Runs	12 vs. New England Patriots, Dec 07, 2023	Punt Return Yards	92 at Baltimore Ravens, Jan 06, 2024
	10 vs. Jacksonville Jaguars, Oct 29, 2023		51 at Cleveland Browns, Nov 19, 2023
Receptions	6 vs. San Francisco 49ers, Sep 10, 2023	Longest Punt Return	34 at Baltimore Ravens, Jan 06, 2024
	3 at Houston Texans, Oct 01, 2023		21 at Baltimore Ravens, Jan 06, 2024
Receiving Yards	72 at Las Vegas Raiders, Sep 24, 2023	Punt Returns	...1 more at 21.
	37 vs. San Francisco 49ers, Sep 10, 2023		5 at Baltimore Ravens, Jan 06, 2024
Receiving Average	8.0 at Houston Texans, Oct 01, 2023		3 vs. New England Patriots, Dec 07, 2023
	6.2 vs. San Francisco 49ers, Sep 10, 2023		...3 more at 3.
Longest Receptions	72t at Las Vegas Raiders, Sep 24, 2023	Punt Return Average	18.4 at Baltimore Ravens, Jan 06, 2024
	13 vs. San Francisco 49ers, Sep 10, 2023		17.0 at Cleveland Browns, Nov 19, 2023
Receiving TDs	1 at Las Vegas Raiders, Sep 24, 2023	Most TDs	1 vs. Cincinnati Bengals, Dec 23, 2023
			1 at Las Vegas Raiders, Sep 24, 2023

SINGLE-GAME HIGHS - POSTSEASON: RUSHING/RECEIVING


Longest Receptions	7t at Buffalo Bills, Jan 15, 2024	Longest Punt Return	12 at Buffalo Bills, Jan 15, 2024
All-Purpose Yards	12 at Buffalo Bills, Jan 15, 2024	Punt Returns	1 at Buffalo Bills, Jan 15, 2024
Punt Return Yards	12 at Buffalo Bills, Jan 15, 2024	Most TDs	1 at Buffalo Bills, Jan 15, 2024

2023 GAME-BY-GAME REGULAR-SEASON STATISTICS (STEELERS)

DATE	OPPONENT	P/S	RECEIVING					RUSHING					W/L	SCORE
			NO.	YDS.	AVG.	LG	TD	NO.	YDS.	AVG.	LG	TD		
09/10	49ers	P	6	37	6.2	13	0	0	0	0.0	0	0	L	7-30
09/18	Browns	P	1	10	10.0	10	0	1	-2	-2.0	-2	0	W	26-22
09/24	at Raiders	P	2	72	36.0	72t	1	0	0	0.0	0	0	W	23-18
10/01	at Texans	P	3	24	8.0	12	0	1	5	5.0	5	0	L	6-30
10/08	Ravens	S	0	0	0.0	0	0	0	0	0.0	0	0	W	17-10
10/22	at Rams	P	0	0	0.0	0	0	1	1	1.0	1	0	W	24-17
10/29	Jaguars	P	2	19	9.5	12	0	2	10	5.0	10	0	L	10-20
11/02	Titans	P	0	0	0.0	0	0	2	10	5.0	8	0	W	20-16
11/12	Packers	P	1	3	3.0	3	0	1	6	6.0	6	0	W	23-19
11/19	at Browns	P	0	0	0.0	0	0	0	0	0.0	0	0	L	10-13
11/26	at Bengals	P	1	5	5.0	5	0	0	0	0.0	0	0	W	16-10
12/03	Cardinals	P	1	10	10.0	10	0	0	0	0.0	0	0	L	10-24
12/07	Patriots	P	0	0	0.0	0	0	1	12	12.0	12	0	L	18-21
12/16	at Colts	P	0	0	0.0	0	0	0	0	0.0	0	0	L	13-30
12/23	Bengals	P	0	0	0.0	0	0	1	7	7.0	7t	1	W	34-11
12/31	at Seahawks	P	0	0	0.0	0	0	0	0	0.0	0	0	W	30-23
01/06	at Ravens	P	0	0	0.0	0	0	1	8	8.0	8	0	W	17-10
2023 TOTALS		17-1	17	180	10.6	72T	1	11	57	5.2	12	1	10-7	

2023 GAME-BY-GAME POSTSEASON STATISTICS (STEELERS)

DATE	OPPONENT	P/S	RECEIVING					RUSHING					W/L	SCORE
			NO.	YDS.	AVG.	LG	TD	NO.	YDS.	AVG.	LG	TD		
01/15	at Bills	P	1	7	7.0	7t	1	0	0	0.0	0	0	L	17-31
2023 TOTALS		1-0	1	7	7.0	7T	1	0	0	0.0	0	0	0-1	



95

DEFENSIVE TACKLE
KEANU BENTON
(170 lbs / 6-4)

HEIGHT: 6-4
WEIGHT: 309
BORN: July 17, 2001
COLLEGE: Wisconsin

BIRTHPLACE: Janesville, WI
HOW ACQUIRED: D2b '23
NFL EXPERIENCE: R

KEANU BENTON'S NFL REGULAR SEASON DEFENSIVE STATISTICS

DATE	TEAM	GP	GS	TACKLES							INTERCEPTIONS							O. FUMB			ST			MISC			
				TK	S	A	TFL	YDS	SK	YDS	QBH	NO	YDS	LG	TD	PD	FF	FR	TD	YDS	TK	S	A	FF	FR	S	A
2023	Steelers	17	9	36	16	20	1	9	1.0	9.0	8	0	0	0	0	2	2	0	0	0	0	0	0	0	0	0	0
NFL TOTALS		17	9	36	16	20	1	9	1.0	9.0	8	0	0	0	0	2	2	0	0	0	0	0	0	0	0	0	0

KEANU BENTON'S NFL POSTSEASON DEFENSIVE STATISTICS

DATE	TEAM	GP	GS	TACKLES							INTERCEPTIONS							O. FUMB			ST			MISC			
				TK	S	A	TFL	YDS	SK	YDS	QBH	NO	YDS	LG	TD	PD	FF	FR	TD	YDS	TK	S	A	FF	FR	S	A
2023	Steelers	1	0	5	1	4	0	0	0.0	0.0	0	0	0	0	0	0	0	0	0	0	0	0	0	0	0	0	0
NFL TOTALS		1	0	5	1	4	0	0	0.0	0.0	0	0	0	0	0	0	0	0	0	0	0	0	0	0	0	0	0

SINGLE-GAME HIGHS: DEFENSIVE

- Total Tackles 6 vs. Green Bay Packers, Nov 12, 2023
4 at Cleveland Browns, Nov 19, 2023
...1 more at 4.
- Solo Tackles 3 vs. Green Bay Packers, Nov 12, 2023
2 at Cleveland Browns, Nov 19, 2023
...2 more at 2.
- Sacks 1.0 at Las Vegas Raiders, Sep 24, 2023
- Passes Defensed 1 vs. Green Bay Packers, Nov 12, 2023
- Forced Fumbles 1 vs. Arizona Cardinals, Dec 03, 2023
1 at Houston Texans, Oct 01, 2023
- Tackles For Loss 1 at Las Vegas Raiders, Sep 24, 2023

SINGLE-GAME HIGHS - POSTSEASON: DEFENSIVE

- Total Tackles 5 at Buffalo Bills, Jan 15, 2024
- Solo Tackles 1 at Buffalo Bills, Jan 15, 2024

2023 GAME-BY-GAME REGULAR-SEASON STATISTICS (STEELERS)

DATE	OPPONENT	P/S	TACKLES							INTERCEPTIONS							O. FUMB			ST			MISC				
			TK	S	A	SK	YDS	TFL	YDS	QBH	NO	YDS	LG	TD	PD	FF	FR	TD	YDS	TK	S	A	FF	FR	S	A	W/L
09/10	49ers	P	3	1	2	0.0	0.0	0	0	0	0	0	0	0	0	0	0	0	0	0	0	0	0	0	0	L	7-30
09/18	Browns	P	2	0	2	0.0	0.0	0	0	0	0	0	0	0	0	0	0	0	0	0	0	0	0	0	0	W	26-22
09/24	at Raiders	P	1	1	0	1.0	9.0	1	9	1	0	0	0	0	0	0	0	0	0	0	0	0	0	0	0	W	23-18
10/01	at Texans	P	4	2	2	0.0	0.0	0	0	0	0	0	0	0	1	0	0	0	0	0	0	0	0	0	0	L	6-30
10/08	Ravens	S	3	1	2	0.0	0.0	0	0	1	0	0	0	0	0	0	0	0	0	0	0	0	0	0	0	W	17-10
10/22	at Rams	P	0	0	0	0.0	0.0	0	0	2	0	0	0	0	0	0	0	0	0	0	0	0	0	0	0	W	24-17
10/29	Jaguars	P	1	0	1	0.0	0.0	0	0	0	0	0	0	0	0	0	0	0	0	0	0	0	0	0	0	L	10-20
11/02	Titans	P	2	2	0	0.0	0.0	0	0	0	0	0	0	0	0	0	0	0	0	0	0	0	0	0	0	W	20-16
11/12	Packers	S	6	3	3	0.0	0.0	0	0	2	0	0	0	0	1	0	0	0	0	0	0	0	0	0	0	W	23-19
11/19	at Browns	S	4	2	2	0.0	0.0	0	0	0	0	0	0	0	0	0	0	0	0	0	0	0	0	0	0	L	10-13
11/26	at Bengals	S	2	1	1	0.0	0.0	0	0	0	0	0	0	0	0	0	0	0	0	0	0	0	0	0	0	W	16-10
12/03	Cardinals	S	2	1	1	0.0	0.0	0	0	0	0	0	0	0	1	1	0	0	0	0	0	0	0	0	0	L	10-24
12/07	Patriots	S	1	0	1	0.0	0.0	0	0	0	0	0	0	0	0	0	0	0	0	0	0	0	0	0	0	L	18-21
12/16	at Colts	S	2	1	1	0.0	0.0	0	0	0	0	0	0	0	0	0	0	0	0	0	0	0	0	0	0	L	13-30
12/23	Bengals	S	0	0	0	0.0	0.0	0	0	0	0	0	0	0	0	0	0	0	0	0	0	0	0	0	0	W	34-11
12/31	at Seahawks	S	0	0	0	0.0	0.0	0	0	2	0	0	0	0	0	0	0	0	0	0	0	0	0	0	0	W	30-23
01/06	at Ravens	P	3	1	2	0.0	0.0	0	0	0	0	0	0	0	0	0	0	0	0	0	0	0	0	0	0	W	17-10
2023 TOTALS		17-9	36	16	20	1.0	9.0	1	9	8	0	0	0	0	2	2	0	0	0	0	0	0	0	0	0	0	10-7

2023 GAME-BY-GAME POSTSEASON STATISTICS (STEELERS)

DATE	OPPONENT	P/S	TACKLES							INTERCEPTIONS							O. FUMB			ST			MISC				
			TK	S	A	SK	YDS	TFL	YDS	QBH	NO	YDS	LG	TD	PD	FF	FR	TD	YDS	TK	S	A	FF	FR	S	A	W/L
01/15	at Bills	P	5	1	4	0.0	0.0	0	0	0	0	0	0	0	0	0	0	0	0	0	0	0	0	0	0	L	17-31
2023 TOTALS		1-0	5	1	4	0.0	0.0	0	0	0	0	0	0	0	0	0	0	0	0	0	0	0	0	0	0	0	0-1



9

KICKER

CHRIS BOSWELL

HEIGHT: 6-2

WEIGHT: 185

BORN: March 16, 1991

COLLEGE: Rice

BIRTHPLACE: Fort Worth, TX

HOW ACQUIRED: FA '15

NFL EXPERIENCE: 9th year



CHRIS BOSWELL'S NFL REGULAR SEASON KICKING STATISTICS

DATE	TEAM	GP	FGM	FGA	PCT.	LG	XP	XPA	PCT.	BLK	PTS
2015	Steelers	12	29	32	90.6	51	26	27	96.3	0	113
2016	Steelers	15	21	25	84.0	49	36	36	100.0	1	99
2017	Steelers	16	35	38	92.1	53	37	39	94.9	1	142
2018	Steelers	15	13	20	65.0	50	43	48	89.6	1	82
2019	Steelers	16	29	31	93.5	51	28	28	100.0	0	115
2020	Steelers	13	19	20	95.0	59	34	38	89.5	0	91
2021	Steelers	17	36	40	90.0	56	27	29	93.1	0	135
2022	Steelers	12	20	28	71.4	59	18	18	100.0	1	78
2023	Steelers	17	29	31	93.5	57	27	28	96.4	0	114
NFL TOTALS		133	231	265	87.2	59	276	291	94.8	4	969

CHRIS BOSWELL'S NFL POSTSEASON KICKING STATISTICS

DATE	TEAM	GP	FGM	FGA	PCT.	LG	XP	XPA	PCT.	BLK	PTS
2015	Steelers	2	7	7	100.0	47	1	1	100.0	0	22
2016	Steelers	3	8	8	100.0	45	3	5	60.0	0	27
2017	Steelers	1	0	0	0.0	0	6	6	100.0	0	6
2020	Steelers	1	1	1	100.0	49	2	2	100.0	0	5
2021	Steelers	1	0	0	0.0	0	3	3	100.0	0	3
2023	Steelers	1	1	1	100.0	40	2	2	100.0	0	5
NFL TOTALS		9	17	17	100.0	49	17	19	89.5	0	68

CHRIS BOSWELL'S NFL REGULAR SEASON FIELD-GOAL ACCURACY STATISTICS

DATE	TEAM	1-19	PCT.	20-29	PCT.	30-39	PCT.	40-49	PCT.	50+	PCT.
2015	Steelers	1-1	100.0	9-9	100.0	8-8	100.0	9-12	75.0	2-2	100.0
2016	Steelers	0-0	0.0	2-2	100.0	8-9	88.9	11-12	91.7	0-2	0.0
2017	Steelers	0-0	0.0	10-10	100.0	12-14	85.7	9-10	90.0	4-4	100.0
2018	Steelers	0-0	0.0	3-3	100.0	4-6	66.7	5-10	50.0	1-1	100.0
2019	Steelers	1-1	100.0	11-11	100.0	7-7	100.0	9-10	90.0	1-2	50.0
2020	Steelers	0-0	0.0	5-5	100.0	6-6	100.0	7-8	87.5	1-1	100.0
2021	Steelers	0-0	0.0	9-9	100.0	8-9	88.9	11-13	84.6	8-9	88.9
2022	Steelers	0-0	0.0	4-4	100.0	4-5	80.0	5-10	50.0	7-9	77.8
2023	Steelers	0-0	0.0	9-9	100.0	7-7	100.0	7-8	87.5	6-7	85.7
NFL TOTALS		2-2	100.0	62-62	100.0	64-71	90.1	73-93	78.5	30-37	81.1

CHRIS BOSWELL'S NFL POSTSEASON FIELD-GOAL ACCURACY STATISTICS

DATE	TEAM	1-19	PCT.	20-29	PCT.	30-39	PCT.	40-49	PCT.	50+	PCT.
2015	Steelers	0-0	0.0	1-1	100.0	4-4	100.0	2-2	100.0	0-0	0.0
2016	Steelers	0-0	0.0	2-2	100.0	3-3	100.0	3-3	100.0	0-0	0.0
2017	Steelers	0-0	0.0	0-0	0.0	0-0	0.0	0-0	0.0	0-0	0.0
2020	Steelers	0-0	0.0	0-0	0.0	0-0	0.0	1-1	100.0	0-0	0.0
2021	Steelers	0-0	0.0	0-0	0.0	0-0	0.0	0-0	0.0	0-0	0.0
2023	Steelers	0-0	0.0	0-0	0.0	0-0	0.0	1-1	100.0	0-0	0.0
NFL TOTALS		0-0	0.0	3-3	100.0	7-7	100.0	7-7	100.0	0-0	0.0

SINGLE-GAME HIGHS: KICKER

Field Goals Made	6 at Cincinnati Bengals, Dec 18, 2016 5 vs. Cincinnati Bengals, Oct 22, 2017	Points	18 at Cincinnati Bengals, Dec 18, 2016 17 vs. Cincinnati Bengals, Oct 22, 2017
Field Goal Attempts	6 at Cincinnati Bengals, Dec 18, 2016 5 vs. Tennessee Titans, Dec 19, 2021 ...2 more at 5.	Special Teams Tackles	1 vs. Baltimore Ravens, Oct 06, 2019 1 vs. Cleveland Browns, Oct 28, 2018 ...5 more at 1.
Longest Field Goals Made	59 vs. New York Jets, Oct 02, 2022 59 vs. Dallas Cowboys, Nov 08, 2020	Kickoff Average	68.0 vs. Kansas City Chiefs, Oct 02, 2016 67.4 vs. Minnesota Vikings, Sep 17, 2017 ...1 more at 67.4.
Longest Field Goals Attempt	61 vs. Jacksonville Jaguars, Oct 29, 2023 59 vs. New York Jets, Oct 02, 2022 ...1 more at 59.	Extra Point Attempt Percentage	100.0 vs. Cleveland Browns, Oct 18, 2020 100.0 vs. Philadelphia Eagles, Oct 11, 2020 ...3 more at 100.0.
PATs Made	7 vs. Carolina Panthers, Nov 08, 2018 5 vs. Cleveland Browns, Oct 18, 2020 ...4 more at 5.	Field Goal Percentage	100.0 vs. Cleveland Browns, Jan 03, 2022 100.0 vs. Indianapolis Colts, Nov 03, 2019 ...7 more at 100.0.
PAT Attempts	7 vs. Carolina Panthers, Nov 08, 2018 6 vs. Atlanta Falcons, Oct 07, 2018	Touchbacks	6 vs. Cincinnati Bengals, Dec 23, 2023 6 at Las Vegas Raiders, Sep 24, 2023 ...6 more at 6.

SINGLE-GAME HIGHS - POSTSEASON: KICKER

Field Goals Made	6 at Kansas City Chiefs, Jan 15, 2017 4 at Cincinnati Bengals, Jan 09, 2016 3 at Denver Broncos, Jan 17, 2016 1 vs. Cleveland Browns, Jan 10, 2021 1 at New England Patriots, Jan 22, 2017 ...1 more at 1.	Points	18 at Kansas City Chiefs, Jan 15, 2017 12 at Cincinnati Bengals, Jan 09, 2016 10 at Denver Broncos, Jan 17, 2016 6 vs. Jacksonville Jaguars, Jan 14, 2018 6 vs. Miami Dolphins, Jan 08, 2017
Field Goal Attempts	6 at Kansas City Chiefs, Jan 15, 2017 4 at Cincinnati Bengals, Jan 09, 2016 3 at Denver Broncos, Jan 17, 2016 1 vs. Cleveland Browns, Jan 10, 2021 1 at New England Patriots, Jan 22, 2017 ...1 more at 1.	Kickoff Average	66.3 at Cincinnati Bengals, Jan 09, 2016 62.0 at Kansas City Chiefs, Jan 15, 2017 60.2 vs. Miami Dolphins, Jan 08, 2017 57.2 at Denver Broncos, Jan 17, 2016 54.2 vs. Cleveland Browns, Jan 10, 2021
Longest Field Goals Made	49 vs. Cleveland Browns, Jan 10, 2021 47 at Denver Broncos, Jan 17, 2016 45 at Kansas City Chiefs, Jan 15, 2017 39 at Cincinnati Bengals, Jan 09, 2016 34 vs. Miami Dolphins, Jan 08, 2017	Extra Point Attempt Percentage	100.0 vs. Jacksonville Jaguars, Jan 14, 2018 100.0 at Kansas City Chiefs, Jan 15, 2017 100.0 at Cincinnati Bengals, Jan 09, 2016
Longest Field Goals Attempt	49 vs. Cleveland Browns, Jan 10, 2021 47 at Denver Broncos, Jan 17, 2016 45 at Kansas City Chiefs, Jan 15, 2017 43 at Kansas City Chiefs, Jan 15, 2017 43 at Kansas City Chiefs, Jan 15, 2017 ...1 more at 43.	Field Goal Percentage	100.0 at Kansas City Chiefs, Jan 15, 2017 100.0 at Cincinnati Bengals, Jan 09, 2016 4 at Denver Broncos, Jan 17, 2016 4 at Cincinnati Bengals, Jan 09, 2016 3 at Buffalo Bills, Jan 15, 2024
PATs Made	6 vs. Jacksonville Jaguars, Jan 14, 2018 3 at Kansas City Chiefs, Jan 16, 2022 3 vs. Miami Dolphins, Jan 08, 2017 2 at Buffalo Bills, Jan 15, 2024 2 vs. Cleveland Browns, Jan 10, 2021	Touchbacks	3 vs. Miami Dolphins, Jan 08, 2017 2 vs. Cleveland Browns, Jan 10, 2021 2 vs. Cleveland Browns, Jan 10, 2021 ...3 more at 2.
PAT Attempts	6 vs. Jacksonville Jaguars, Jan 14, 2018 4 vs. Miami Dolphins, Jan 08, 2017 3 at Kansas City Chiefs, Jan 16, 2022 2 at Buffalo Bills, Jan 15, 2024 2 vs. Cleveland Browns, Jan 10, 2021		

2023 GAME-BY-GAME REGULAR-SEASON STATISTICS (STEELERS)

DATE	OPPOSITION	FIELD GOALS				EXTRA POINTS				PTS	W/L	SCORE	
		FGM	FGA	PCT	LG	XP	XPA	PCT	BLK				
09/10	49ers	P	0	0	0.0	0	1	1	100.0	0	1	L	7-30
09/18	Browns	P	2	2	100.0	52	2	2	100.0	0	8	W	26-22
09/24	at Raiders	P	3	3	100.0	57	2	2	100.0	0	11	W	23-18
10/01	at Texans	P	2	2	100.0	35	0	0	0.0	0	6	L	6-30
10/08	Ravens	P	3	3	100.0	43	0	0	0.0	0	9	W	17-10
10/22	at Rams	P	1	1	100.0	53	3	3	100.0	0	6	W	24-17
10/29	Jaguars	P	1	2	50.0	22	1	1	100.0	0	4	L	10-20
11/02	Titans	P	2	2	100.0	30	2	2	100.0	0	8	W	20-16
11/12	Packers	P	3	3	100.0	49	2	2	100.0	0	11	W	23-19
11/19	at Browns	P	1	1	100.0	28	1	1	100.0	0	4	L	10-13
11/26	at Bengals	P	3	3	100.0	41	1	1	100.0	0	10	W	16-10
12/03	Cardinals	P	1	2	50.0	29	1	1	100.0	0	4	L	10-24
12/07	Patriots	P	1	1	100.0	56	1	1	100.0	0	4	L	18-21
12/16	at Colts	P	0	0	0.0	0	1	2	50.0	0	1	L	13-30
12/23	Bengals	P	2	2	100.0	50	4	4	100.0	0	10	W	34-11
12/31	at Seahawks	P	3	3	100.0	39	3	3	100.0	0	12	W	30-23
01/06	at Ravens	P	1	1	100.0	25	2	2	100.0	0	5	W	17-10
2023 TOTALS			17	29	31	93.5	57	27	28	96.4	0	114	10-7

2022 GAME-BY-GAME REGULAR-SEASON STATISTICS (STEELERS)

DATE	OPPONENT	P	FIELD GOALS				EXTRA POINTS				PTS	W/L	SCORE
			FGM	FGA	PCT	LG	XP	XPA	PCT	BLK			
09/11	at Bengals	P	3	4	75.0	53	2	2	100.0	0	11	W	23-20+
09/18	Patriots	P	2	2	100.0	52	0	0	0.0	0	6	L	14-17
09/22	at Browns	P	1	2	50.0	34	2	2	100.0	0	5	L	17-29
10/02	Jets	P	2	2	100.0	59	2	2	100.0	0	8	L	20-24
10/09	at Bills	P	1	3	33.3	29	0	0	0.0	0	3	L	3-38
10/16	Buccaneers	P	2	2	100.0	55	2	2	100.0	0	8	W	20-18
10/23	at Dolphins	P	1	1	100.0	45	1	1	100.0	0	4	L	10-16
10/30	at Eagles											L	13-35
11/13	Saints											W	20-10
11/20	Bengals											L	30-37
11/28	at Colts											W	24-17
12/04	at Falcons											W	19-16
12/11	Ravens	P	0	1	0.0	0	2	2	100.0	0	2	L	14-16
12/18	at Panthers	P	1	1	100.0	50	3	3	100.0	0	6	W	24-16
12/24	Raiders	P	2	4	50.0	44	1	1	100.0	0	7	W	13-10
01/01	at Ravens	P	3	4	75.0	51	1	1	100.0	0	10	W	16-13
01/08	Browns	P	2	2	100.0	49	2	2	100.0	0	8	W	28-14
2022 TOTALS		12	20	28	71.4	59	18	18	100.0	0	78	9-8	

+ - Overtime

2021 GAME-BY-GAME REGULAR-SEASON STATISTICS (STEELERS)

DATE	OPPONENT	P	FIELD GOALS				EXTRA POINTS				PTS	W/L/T	SCORE
			FGM	FGA	PCT	LG	XP	XPA	PCT	BLK			
09/12	at Bills	P	3	3	100.0	45	2	2	100.0	0	11	W	23-16
09/19	Raiders	P	1	1	100.0	56	2	2	100.0	0	5	L	17-26
09/26	Bengals	P	1	2	50.0	26	1	1	100.0	0	4	L	10-24
10/03	at Packers	P	1	1	100.0	52	2	2	100.0	0	5	L	17-27
10/10	Broncos	P	2	2	100.0	48	3	3	100.0	0	9	W	27-19
10/17	Seahawks	P	3	3	100.0	52	2	2	100.0	0	11	W	23-20+
10/31	at Browns	P	1	1	100.0	31	0	0	0.0	0	3	W	15-10
11/08	Bears	P	3	3	100.0	54	2	3	66.7	0	11	W	29-27
11/14	Lions	P	3	3	100.0	51	1	1	100.0	0	10	T	16-16
11/21	at Chargers	P	3	3	100.0	45	4	4	100.0	0	13	L	37-41
11/28	at Bengals	P	1	1	100.0	40	1	1	100.0	0	4	L	10-41
12/05	Ravens	P	2	2	100.0	53	0	1	0.0	0	6	W	20-19
12/09	at Vikings	P	0	1	0.0	0	2	2	100.0	0	2	L	28-36
12/19	Titans	P	4	5	80.0	48	1	1	100.0	0	13	W	19-13
12/26	at Chiefs	P	1	2	50.0	34	1	1	100.0	0	4	L	10-36
01/03	Browns	P	4	4	100.0	50	2	2	100.0	0	14	W	26-14
01/09	at Ravens	P	3	3	100.0	40	1	1	100.0	0	10	W	16-13+
2021 TOTALS		17	36	40	90.0	56	27	29	93.1	0	135	9-7-1	

+ - Overtime

2020 GAME-BY-GAME REGULAR-SEASON STATISTICS (STEELERS)

DATE	OPPONENT	P	FIELD GOALS				EXTRA POINTS				PTS	W/L	SCORE
			FGM	FGA	PCT	LG	XP	XPA	PCT	BLK			
09/14	at Giants	P	2	2	100.0	41	2	3	66.7	0	8	W	26-16
09/20	Broncos	P	1	1	100.0	21	3	3	100.0	0	6	W	26-21
09/27	Texans	P	2	2	100.0	33	2	2	100.0	0	8	W	28-21
10/11	Eagles	P	1	1	100.0	41	5	5	100.0	0	8	W	38-29
10/18	Browns	P	1	1	100.0	35	5	5	100.0	0	8	W	38-7
10/25	at Titans	P	2	2	100.0	38	3	3	100.0	0	9	W	27-24
11/01	at Ravens	P	0	0	0.0	0	4	4	100.0	0	4	W	28-24
11/08	at Cowboys	P	2	2	100.0	59	0	2	0.0	1	6	W	24-19
11/15	Bengals	P	3	3	100.0	45	3	3	100.0	0	12	W	36-10
11/22	at Jaguars	P	2	3	66.7	47	3	3	100.0	0	9	W	27-3
12/02	Ravens	P	2	2	100.0	27	1	2	50.0	0	7	W	19-14
12/07	Football Team											L	17-23
12/13	at Bills	P	0	0	0.0	0	1	1	100.0	0	1	L	15-26
12/21	at Bengals	P	1	1	100.0	25	2	2	100.0	0	5	L	17-27
12/27	Colts											W	28-24
01/03	at Browns											L	22-24
2020 TOTALS		13	19	20	95.0	59	34	38	89.5	1	91	12-4	

2019 GAME-BY-GAME REGULAR-SEASON STATISTICS (STEELERS)

DATE	OPPONENT	FIELD GOALS				EXTRA POINTS				PTS	W/L	SCORE	
		FGM	FGA	PCT	LG	XP	XPA	PCT	BLK				
09/08	at Patriots	P	1	1	100.0	19	0	0	0.0	0	3	L	3-33
09/15	Seahawks	P	2	2	100.0	41	2	2	100.0	0	8	L	26-28
09/22	at 49ers	P	2	2	100.0	46	2	2	100.0	0	8	L	20-24
09/30	Bengals	P	2	2	100.0	49	3	3	100.0	0	9	W	27-3
10/06	Ravens	P	3	3	100.0	41	2	2	100.0	0	11	L	23-26+
10/13	at Chargers	P	1	1	100.0	20	3	3	100.0	0	6	W	24-17
10/28	Dolphins	P	2	3	66.7	42	3	3	100.0	0	9	W	27-14
11/03	Colts	P	4	4	100.0	51	2	2	100.0	0	14	W	26-24
11/10	Rams	P	1	1	100.0	33	2	2	100.0	0	5	W	17-12
11/14	at Browns	P	0	1	0.0	0	1	1	100.0	0	1	L	7-21
11/24	at Bengals	P	3	3	100.0	47	1	1	100.0	0	10	W	16-10
12/01	Browns	P	2	2	100.0	39	2	2	100.0	0	8	W	20-13
12/08	at Cardinals	P	3	3	100.0	37	2	2	100.0	0	11	W	23-17
12/15	Bills	P	1	1	100.0	49	1	1	100.0	0	4	L	10-17
12/22	at Jets	P	1	1	100.0	49	1	1	100.0	0	4	L	10-16
12/29	at Ravens	P	1	1	100.0	26	1	1	100.0	0	4	L	10-28
2019 TOTALS			16	29	31	93.5	51	28	28	100.0	0	115	8-8

+ - Overtime

2018 GAME-BY-GAME REGULAR-SEASON STATISTICS (STEELERS)

DATE	OPPONENT	FIELD GOALS				EXTRA POINTS				PTS	W/L/T	SCORE	
		FGM	FGA	PCT	LG	XP	XPA	PCT	BLK				
09/09	at Browns	P	0	1	0.0	0	3	3	100.0	0	3	T	21-21
09/16	Chiefs	P	0	1	0.0	0	3	4	75.0	0	3	L	37-42
09/24	at Buccaneers	P	1	2	50.0	38	3	4	75.0	0	6	W	30-27
09/30	Ravens	P	2	2	100.0	39	0	0	0.0	0	6	L	14-26
10/07	Falcons	P	0	0	0.0	0	5	6	83.3	0	5	W	41-17
10/14	at Bengals	P	2	2	100.0	24	2	2	100.0	0	8	W	28-21
10/28	Browns	P	1	1	100.0	42	4	4	100.0	0	7	W	33-18
11/04	at Ravens	P	1	1	100.0	29	2	3	66.7	0	5	W	23-16
11/08	Panthers	P	1	1	100.0	50	7	7	100.0	0	10	W	52-21
11/18	at Jaguars	P	0	0	0.0	0	2	2	100.0	0	2	W	20-16
11/25	at Broncos	P	1	2	50.0	41	2	2	100.0	0	5	L	17-24
12/02	Chargers	P	1	1	100.0	48	3	4	75.0	0	6	L	30-33
12/09	at Raiders	P	0	2	0.0	0	3	3	100.0	0	3	L	21-24
12/16	Patriots	P	1	2	50.0	48	2	2	100.0	0	5	W	17-10
12/23	at Saints	P	2	2	100.0	49	2	2	100.0	0	8	L	28-31
12/30	Bengals											W	16-13
2018 TOTALS			15	13	20	65.0	50	43	48	89.6	0	82	9-6-1

DID NOT PLAY

2017 GAME-BY-GAME REGULAR-SEASON STATISTICS (STEELERS)

DATE	OPPONENT	FIELD GOALS				EXTRA POINTS				PTS	W/L	SCORE	
		FGM	FGA	PCT	LG	XP	XPA	PCT	BLK				
09/10	at Browns	P	0	0	0.0	0	3	3	100.0	0	3	W	21-18
09/17	Vikings	P	4	4	100.0	46	2	2	100.0	0	14	W	26-9
09/24	at Bears	P	1	2	50.0	32	2	2	100.0	0	5	L	17-23+
10/01	at Ravens	P	2	3	66.7	49	2	2	100.0	0	8	W	26-9
10/08	Jaguars	P	3	3	100.0	34	0	0	0.0	0	9	L	9-30
10/15	at Chiefs	P	1	1	100.0	24	2	2	100.0	0	5	W	19-13
10/22	Bengals	P	5	5	100.0	49	2	2	100.0	0	17	W	29-14
10/29	at Lions	P	2	2	100.0	38	2	2	100.0	0	8	W	20-15
11/12	at Colts	P	2	3	66.7	41	0	1	0.0	1	6	W	20-17
11/16	Titans	P	4	4	100.0	50	4	4	100.0	0	16	W	40-17
11/26	Packers	P	1	1	100.0	53	2	3	66.7	0	5	W	31-28
12/04	at Bengals	P	3	3	100.0	38	2	2	100.0	0	11	W	23-20
12/10	Ravens	P	4	4	100.0	52	3	3	100.0	0	15	W	39-38
12/17	Patriots	P	1	1	100.0	51	3	3	100.0	0	6	L	24-27
12/25	at Texans	P	2	2	100.0	36	4	4	100.0	0	10	W	34-6
12/31	Browns	P	0	0	0.0	0	4	4	100.0	0	4	W	28-24
2017 TOTALS			16	35	38	92.1	53	37	39	94.9	1	142	13-3

+ - Overtime

2016 GAME-BY-GAME REGULAR-SEASON STATISTICS (STEELERS)

DATE	OPPONENT	FIELD GOALS				EXTRA POINTS				PTS	W/L	SCORE	
		FGM	FGA	PCT	LG	XP	XPA	PCT	BLK				
09/12	at Redskins	P	1	1	100.0	46	5	5	100.0	0	8	W	38-16
09/18	Bengals	P	1	1	100.0	49	3	3	100.0	0	6	W	24-16
09/25	at Eagles	P	1	2	50.0	40	0	0	0.0	0	3	L	3-34
10/02	Chiefs	P	0	0	0.0	0	5	5	100.0	0	5	W	43-14
10/09	Jets	P	1	1	100.0	47	4	4	100.0	0	7	W	31-13
10/16	at Dolphins	P	0	0	0.0	0	1	1	100.0	0	1	L	15-30
10/23	Patriots	P	3	5	60.0	46	1	1	100.0	0	10	L	16-27
11/06	at Ravens	P	0	0	0.0	0	2	2	100.0	0	2	L	14-21
11/13	Cowboys	P	2	3	66.7	39	0	0	0.0	0	6	L	30-35
11/20	at Browns	P	3	3	100.0	33	1	1	100.0	0	10	W	24-9
11/24	at Colts	P	0	0	0.0	0	4	4	100.0	0	4	W	28-7
12/04	Giants											W	24-14
12/11	at Bills	P	2	2	100.0	39	3	3	100.0	0	9	W	27-20
12/18	at Bengals	P	6	6	100.0	49	0	0	0.0	0	18	W	24-20
12/25	Ravens	P	1	1	100.0	36	4	4	100.0	0	7	W	31-27
01/01	Browns	P	0	0	0.0	0	3	3	100.0	0	3	W	27-24+
2016 TOTALS			15	21	25	84.0	49	36	36	100.0	0	99	11-5

+ - Overtime


2015 GAME-BY-GAME REGULAR-SEASON STATISTICS (STEELERS)

DATE	OPPONENT	FIELD GOALS				EXTRA POINTS				PTS	W/L	SCORE		
		FGM	FGA	PCT	LG	XP	XPA	PCT	BLK					
09/10	at Patriots					NOT ON ROSTER					L	21-28		
09/20	49ers					NOT ON ROSTER					W	43-18		
09/27	at Rams					NOT ON ROSTER					W	12-6		
10/01	Ravens					NOT ON ROSTER					L	20-23+		
10/12	at Chargers	P	1	1	100.0	47	3	3	100.0	0	6	W	24-20	
10/18	Cardinals	P	4	4	100.0	51	1	1	100.0	0	13	W	25-13	
10/25	at Chiefs	P	2	2	100.0	36	1	1	100.0	0	7	L	13-23	
11/01	Bengals	P	1	1	100.0	32	1	1	100.0	0	4	L	10-16	
11/08	Raiders	P	3	4	75.0	38	3	3	100.0	0	12	W	38-35	
11/15	Browns	P	3	3	100.0	34	1	2	50.0	0	10	W	30-9	
11/29	at Seahawks	P	3	3	100.0	44	1	1	100.0	0	10	L	30-39	
12/06	Colts	P	3	4	75.0	51	4	4	100.0	0	13	W	45-10	
12/13	at Bengals	P	4	4	100.0	47	3	3	100.0	0	15	W	33-20	
12/20	Broncos	P	2	2	100.0	41	4	4	100.0	0	10	W	34-27	
12/27	at Ravens	P	1	1	100.0	34	2	2	100.0	0	5	L	17-20	
01/03	at Browns	P	2	3	66.7	39	2	2	100.0	0	8	W	28-12	
2015 TOTALS			12	29	32	90.6	51	26	27	96.3	0	113	10-6	

+ - Overtime

2023 GAME-BY-GAME POSTSEASON STATISTICS (STEELERS)

DATE	OPPONENT	FIELD GOALS				EXTRA POINTS				PTS	W/L	SCORE	
		FGM	FGA	PCT	LG	XP	XPA	PCT	BLK				
01/15	at Bills	P	1	1	100.0	40	2	2	100.0	0	5	L	17-31
2023 TOTALS			1	1	100.0	40	2	2	100.0	0	5	0-1	



13
WIDE RECEIVER
MILES BOYKIN

HEIGHT: 6-4
WEIGHT: 220
BORN: October 12, 1996
COLLEGE: Notre Dame
BIRTHPLACE: New Lenox, IL
HOW ACQUIRED: W '22 (BAL)
NFL EXPERIENCE: 5th year

COMMUNITY SERVICE

- ✦ Participated in Crucial Catch PSA to encourage fans to get early detection cancer screenings (2020)
- ✦ Joined teammates to converse and play games (virtually) during the Ravens' A Purple Evening, the team's annual event dedicated to female fans (2020)
- ✦ Hosted virtual meet & greets with fans to raise money for the United Way's COVID-19 Relief Fund (2020)
- ✦ Attended the Ravens' annual Holiday Helpers event at Target to shop for gifts with Baltimore youth in need (2019)
- ✦ Supported teammates Willie Snead IV and former teammate Seth Roberts at their Turkey Giveaway at Zion Baptist Church for Baltimore City residents during Thanksgiving (2019)
- ✦ Supported children of service members at Fort Meade by participating in the Ravens' Salute to Service Military Kids Clinic (2019)
- ✦ Alongside teammates, participated in the St. John Baptist 5K Run, Walk and Roll/Walk for Bobbi Engram Foundation, hosted by tight ends coach Bobby Engram (2019)
- ✦ Signed autographs and played games at the Ravens' A Purple Evening, the team's annual event dedicated to female fans (2019)
- ✦ Participated as a celebrity bowler in Anthony Levine Sr.'s Celebrity Bowling Night to benefit his Devery1 Foundation (2019)
- ✦ Participated in the organization-wide day of service, Caw to Action – a celebration of the NFL's Huddle for 100 initiative (2019)
- ✦ Participated in Anthony Levine Sr.'s 10th Annual Home Run Derby & Softball Game with Ravens teammates (2019)
- ✦ Participated in the Ravens' Signature Project with M&T Bank to renovate the facility and visit with children at the Webster Kendrick Boys & Girls Club in Baltimore (2019)

MILES BOYKIN'S NFL REGULAR SEASON RUSHING/RECEIVING STATISTICS

DATE	TEAM	GP	GS	RECEIVING				RUSHING					
				NO.	YDS.	AVG.	LG	TD	NO.	YDS.	AVG.	LG	TD
2019	Ravens	16	11	13	198	15.2	50	3	0	0	0.0	0	0
2020	Ravens	16	13	19	266	14.0	43†	4	0	0	0.0	0	0
2021	Ravens	8	0	1	6	6.0	6	0	0	0	0.0	0	0
2022	Steelers	16	1	2	11	5.5	11	0	0	0	0.0	0	0
2023	Steelers	17	0	3	17	5.7	6	0	0	0	0.0	0	0
NFL TOTALS		73	25	38	498	13.1	50	7	0	0	0.0	0	0

MILES BOYKIN'S NFL POSTSEASON RUSHING/RECEIVING STATISTICS

DATE	TEAM	GP	GS	RECEIVING				RUSHING					
				NO.	YDS.	AVG.	LG	TD	NO.	YDS.	AVG.	LG	TD
2019	Ravens	1	0	3	26	8.7	13	0	0	0	0.0	0	0
2020	Ravens	2	2	3	20	6.7	11	0	0	0	0.0	0	0
2023	Steelers	1	0	0	0	0.0	0	0	0	0	0.0	0	0
NFL TOTALS		4	2	6	46	7.7	13	0	0	0	0.0	0	0

MILES BOYKIN'S NFL REGULAR SEASON RETURN STATISTICS

DATE	TEAM	KICKOFF RETURNS					PUNT RETURNS					
		RET.	YDS.	AVG.	LG	TD	NO.	FC	YDS.	AVG.	LG	TD
2019	Ravens	0	0	0.0	0	0	0	0	0	0.0	0	0
2020	Ravens	0	0	0.0	0	0	0	0	0	0.0	0	0
2021	Ravens	0	0	0.0	0	0	0	0	0	0.0	0	0
2022	Steelers	0	0	0.0	0	0	0	0	0	0.0	0	0
2023	Steelers	0	0	0.0	0	0	0	0	0	0.0	0	0
NFL TOTALS		0	0	0.0	0	0	0	0	0	0.0	0	0

MILES BOYKIN'S NFL POSTSEASON RETURN STATISTICS

DATE	TEAM	KICKOFF RETURNS					PUNT RETURNS					
		RET.	YDS.	AVG.	LG	TD	NO.	FC	YDS.	AVG.	LG	TD
2019	Ravens	0	0	0.0	0	0	0	0	0	0.0	0	0
2020	Ravens	0	0	0.0	0	0	0	0	0	0.0	0	0
2023	Steelers	0	0	0.0	0	0	0	0	0	0.0	0	0
NFL TOTALS		0	0	0.0	0	0	0	0	0	0.0	0	0

SINGLE-GAME HIGHS: RECEIVING

Receptions	4 at Houston Texans, Sep 20, 2020 3 vs. Cleveland Browns, Sep 13, 2020 ...1 more at 3.	All-Purpose Yards	55 at Seattle Seahawks, Oct 20, 2019 54 at Los Angeles Rams, Nov 25, 2019
Receiving Yards	55 at Seattle Seahawks, Oct 20, 2019 54 at Los Angeles Rams, Nov 25, 2019	Special Teams Tackles	2 vs. New England Patriots, Sep 18, 2022 2 at Cincinnati Bengals, Sep 11, 2022
Receiving Average	12.3 vs. Cleveland Browns, Sep 13, 2020 10.7 vs. Cleveland Browns, Sep 29, 2019	Most TDs	1 at Cincinnati Bengals, Jan 03, 2021 1 vs. Jacksonville Jaguars, Dec 20, 2020 ...5 more at 1.
Longest Receptions	50 at Seattle Seahawks, Oct 20, 2019 43t at Cincinnati Bengals, Jan 03, 2021	Miscellaneous Tackles	1 at Washington Football Team, Oct 04, 2020
Receiving TDs	1 at Cincinnati Bengals, Jan 03, 2021 1 vs. Jacksonville Jaguars, Dec 20, 2020 ...5 more at 1.		

SINGLE-GAME HIGHS - POSTSEASON: RECEIVING

Receptions	3 at Buffalo Bills, Jan 16, 2021 3 vs. Tennessee Titans, Jan 11, 2020	Longest Receptions	13 vs. Tennessee Titans, Jan 11, 2020 11 at Buffalo Bills, Jan 16, 2021
Receiving Yards	26 vs. Tennessee Titans, Jan 11, 2020 20 at Buffalo Bills, Jan 16, 2021		9 vs. Tennessee Titans, Jan 11, 2020 5 at Buffalo Bills, Jan 16, 2021
Receiving Average	8.7 vs. Tennessee Titans, Jan 11, 2020 6.7 at Buffalo Bills, Jan 16, 2021	All-Purpose Yards	26 vs. Tennessee Titans, Jan 11, 2020 20 at Buffalo Bills, Jan 16, 2021
		Miscellaneous Tackles	1 at Tennessee Titans, Jan 10, 2021 1 vs. Tennessee Titans, Jan 11, 2020

2023 GAME-BY-GAME REGULAR-SEASON STATISTICS (STEELERS)

DATE	OPPONENT	P/S	RECEIVING					RUSHING					W/L	SCORE
			NO.	YDS.	AVG.	LG	TD	NO.	YDS.	AVG.	LG	TD		
09/10	49ers	P	0	0	0.0	0	0	0	0	0.0	0	0	L	7-30
09/18	Browns	P	1	5	5.0	5	0	0	0	0.0	0	0	W	26-22
09/24	at Raiders	P	0	0	0.0	0	0	0	0	0.0	0	0	W	23-18
10/01	at Texans	P	0	0	0.0	0	0	0	0	0.0	0	0	L	6-30
10/08	Ravens	P	0	0	0.0	0	0	0	0	0.0	0	0	W	17-10
10/22	at Rams	P	0	0	0.0	0	0	0	0	0.0	0	0	W	24-17
10/29	Jaguars	P	0	0	0.0	0	0	0	0	0.0	0	0	L	10-20
11/02	Titans	P	1	6	6.0	6	0	0	0	0.0	0	0	W	20-16
11/12	Packers	P	0	0	0.0	0	0	0	0	0.0	0	0	W	23-19
11/19	at Browns	P	0	0	0.0	0	0	0	0	0.0	0	0	L	10-13
11/26	at Bengals	P	0	0	0.0	0	0	0	0	0.0	0	0	W	16-10
12/03	Cardinals	P	0	0	0.0	0	0	0	0	0.0	0	0	L	10-24
12/07	Patriots	P	0	0	0.0	0	0	0	0	0.0	0	0	L	18-21
12/16	at Colts	P	0	0	0.0	0	0	0	0	0.0	0	0	L	13-30
12/23	Bengals	P	1	6	6.0	6	0	0	0	0.0	0	0	W	34-11
12/31	at Seahawks	P	0	0	0.0	0	0	0	0	0.0	0	0	W	30-23
01/06	at Ravens	P	0	0	0.0	0	0	0	0	0.0	0	0	W	17-10
2023 TOTALS		17-0	3	17	5.7	6	0	0	0	0.0	0	0	10-7	

2022 GAME-BY-GAME REGULAR-SEASON STATISTICS (STEELERS)

DATE	OPPONENT	P/S	RECEIVING					RUSHING					W/L	SCORE
			NO.	YDS.	AVG.	LG	TD	NO.	YDS.	AVG.	LG	TD		
09/11	at Bengals	P	0	0	0.0	0	0	0	0	0.0	0	0	W	23-20+
09/18	Patriots	P	0	0	0.0	0	0	0	0	0.0	0	0	L	14-17
09/22	at Browns	P	0	0	0.0	0	0	0	0	0.0	0	0	L	17-29
10/02	Jets	P	0	0	0.0	0	0	0	0	0.0	0	0	L	20-24
10/09	at Bills	P	1	11	11.0	11	0	0	0	0.0	0	0	L	3-38
10/16	Buccaneers	P	0	0	0.0	0	0	0	0	0.0	0	0	W	20-18
10/23	at Dolphins	P	0	0	0.0	0	0	0	0	0.0	0	0	L	10-16
10/30	at Eagles	P	0	0	0.0	0	0	0	0	0.0	0	0	L	13-35
11/13	Saints	P	0	0	0.0	0	0	0	0	0.0	0	0	W	20-10
11/20	Bengals	P	0	0	0.0	0	0	0	0	0.0	0	0	L	30-37
11/28	at Colts												W	24-17
12/04	at Falcons	P	0	0	0.0	0	0	0	0	0.0	0	0	W	19-16
12/11	Ravens	P	0	0	0.0	0	0	0	0	0.0	0	0	L	14-16
12/18	at Panthers	P	1	0	0.0	0	0	0	0	0.0	0	0	W	24-16
12/24	Raiders	S	0	0	0.0	0	0	0	0	0.0	0	0	W	13-10
01/01	at Ravens	P	0	0	0.0	0	0	0	0	0.0	0	0	W	16-13
01/08	Browns	P	0	0	0.0	0	0	0	0	0.0	0	0	W	28-14
2022 TOTALS		16-1	2	11	5.5	11	0	0	0	0.0	0	0	9-8	

+ - Overtime

2021 GAME-BY-GAME REGULAR-SEASON STATISTICS (RAVENS)

DATE	OPPONENT	P/S	RECEIVING					RUSHING					W/L	SCORE
			NO.	YDS.	AVG.	LG	TD	NO.	YDS.	AVG.	LG	TD		
09/13	at Raiders												L	27-33+
09/19	Chiefs												W	36-35
09/26	at Lions												W	19-17
10/03	at Broncos												W	23-7
10/11	Colts	P	0	0	0.0	0	0	0	0.0	0	0	0	W	31-25+
10/17	Chargers	P	1	6	6.0	6	0	0	0.0	0	0	0	W	34-6
10/24	Bengals	P	0	0	0.0	0	0	0	0.0	0	0	0	L	17-41
11/07	Vikings	P	0	0	0.0	0	0	0	0.0	0	0	0	W	34-31+
11/11	at Dolphins	P	0	0	0.0	0	0	0	0.0	0	0	0	L	10-22
11/21	at Bears												W	16-13
11/28	Browns												W	16-10
12/05	at Steelers												L	19-20
12/12	at Browns												L	22-24
12/19	Packers	P	0	0	0.0	0	0	0	0.0	0	0	0	L	30-31
12/26	at Bengals	P	0	0	0.0	0	0	0	0.0	0	0	0	L	21-41
01/02	Rams												L	19-20
01/09	Steelers	P	0	0	0.0	0	0	0	0.0	0	0	0	L	13-16+
2021 TOTALS		8-0	1	6	6.0	6	0	0	0	0.0	0	0	8-9	

+ - Overtime

2020 GAME-BY-GAME REGULAR-SEASON STATISTICS (RAVENS)

DATE	OPPONENT	P/S	RECEIVING					RUSHING					W/L	SCORE
			NO.	YDS.	AVG.	LG	TD	NO.	YDS.	AVG.	LG	TD		
09/13	Browns	S	3	37	12.3	25	0	0	0	0.0	0	0	W	38-6
09/20	at Texans	S	4	38	9.5	14	0	0	0	0.0	0	0	W	33-16
09/28	Chiefs	P	1	8	8.0	8	0	0	0	0.0	0	0	L	20-34
10/04	at Football Team	S	2	28	14.0	15	0	0	0	0.0	0	0	W	31-17
10/11	Bengals	P	0	0	0.0	0	0	0	0	0.0	0	0	W	27-3
10/18	at Eagles	S	1	11	11.0	11	0	0	0	0.0	0	0	W	30-28
11/01	Steelers	S	2	20	10.0	14	1	0	0	0.0	0	0	L	24-28
11/08	at Colts	S	1	11	11.0	11	0	0	0	0.0	0	0	W	24-10
11/15	at Patriots	S	0	0	0.0	0	0	0	0	0.0	0	0	L	17-23
11/22	Titans	P	0	0	0.0	0	0	0	0	0.0	0	0	L	24-30+
12/02	at Steelers	S	0	0	0.0	0	0	0	0	0.0	0	0	L	14-19
12/08	Cowboys	S	1	38	38.0	38t	1	0	0	0.0	0	0	W	34-17
12/14	at Browns	S	1	15	15.0	15	0	0	0	0.0	0	0	W	47-42
12/20	Jaguars	S	1	4	4.0	4t	1	0	0	0.0	0	0	W	40-14
12/27	Giants	S	1	13	13.0	13	0	0	0	0.0	0	0	W	27-13
01/03	at Bengals	S	1	43	43.0	43t	1	0	0	0.0	0	0	W	38-3
2020 TOTALS		16-13	19	266	14.0	43T	4	0	0	0.0	0	0	11-5	

+ - Overtime

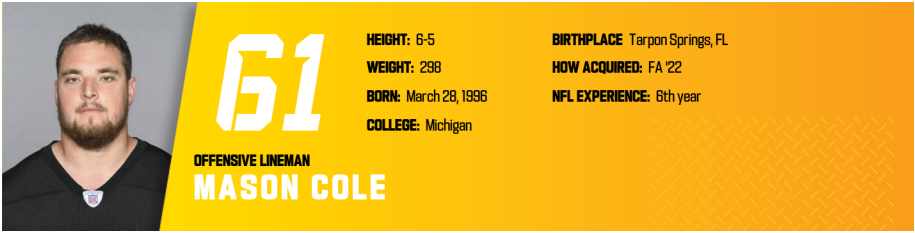
2019 GAME-BY-GAME REGULAR-SEASON STATISTICS (RAVENS)

DATE	OPPONENT	P/S	RECEIVING					RUSHING					W/L	SCORE
			NO.	YDS.	AVG.	LG	TD	NO.	YDS.	AVG.	LG	TD		
09/08	at Dolphins	S	1	5	5.0	5t	1	0	0	0.0	0	0	W	59-10
09/15	Cardinals	S	1	11	11.0	11	0	0	0	0.0	0	0	W	23-17
09/22	at Chiefs	S	0	0	0.0	0	0	0	0	0.0	0	0	L	28-33
09/29	Browns	S	3	32	10.7	18	1	0	0	0.0	0	0	L	25-40
10/06	at Steelers	S	0	0	0.0	0	0	0	0	0.0	0	0	W	26-23+
10/13	Bengals	S	2	28	14.0	18	0	0	0	0.0	0	0	W	23-17
10/20	at Seahawks	P	2	55	27.5	50	0	0	0	0.0	0	0	W	30-16
11/03	Patriots	S	0	0	0.0	0	0	0	0	0.0	0	0	W	37-20
11/10	at Bengals	P	0	0	0.0	0	0	0	0	0.0	0	0	W	49-13
11/17	Texans	S	0	0	0.0	0	0	0	0	0.0	0	0	W	41-7
11/25	at Rams	S	2	54	27.0	39	0	0	0	0.0	0	0	W	45-6
12/01	49ers	P	0	0	0.0	0	0	0	0	0.0	0	0	W	20-17
12/08	at Bills	S	0	0	0.0	0	0	0	0	0.0	0	0	W	24-17
12/12	Jets	P	1	5	5.0	5t	1	0	0	0.0	0	0	W	42-21
12/22	at Browns	P	1	8	8.0	8	0	0	0	0.0	0	0	W	31-15
12/29	Steelers	S	0	0	0.0	0	0	0	0	0.0	0	0	W	28-10
2019 TOTALS		16-11	13	198	15.2	50	3	0	0	0.0	0	0	14-2	

+ - Overtime

2023 GAME-BY-GAME POSTSEASON STATISTICS (STEELERS)

DATE	OPPONENT	P/S	RECEIVING					RUSHING					W/L	SCORE
			NO.	YDS.	AVG.	LG	TD	NO.	YDS.	AVG.	LG	TD		
01/15	at Bills	P	0	0	0.0	0	0	0	0	0.0	0	0	L	17-31
2023 TOTALS		1-0	0	0	0.0	0	0	0	0	0.0	0	0	0-1	



61

OFFENSIVE LINEMAN
MASON COLE

HEIGHT: 6-5
WEIGHT: 298
BORN: March 28, 1996
COLLEGE: Michigan

BIRTHPLACE: Tarpon Springs, FL
HOW ACQUIRED: FA '22
NFL EXPERIENCE: 6th year

MASON COLE'S NFL REGULAR SEASON STATISTICS

DATE	TEAM	GP	GS
2018	Cardinals	16	16
2019	Cardinals	16	2
2020	Cardinals	14	14
2021	Vikings	14	7
2022	Steelers	17	17
2023	Steelers	17	17
NFL TOTALS		94	73

MASON COLE'S NFL POSTSEASON STATISTICS


DATE	TEAM	GP	GS
2023	Steelers	1	1
NFL TOTALS		1	1

2023 GAME-BY-GAME REGULAR-SEASON STATISTICS (STEELERS)

DATE	OPPONENT	P/S	W/L	SCORE
09/10	49ers	S	L	7-30
09/18	Browns	S	W	26-22
09/24	at Raiders	S	W	23-18
10/01	at Texans	S	L	6-30
10/08	Ravens	S	W	17-10
10/22	at Rams	S	W	24-17
10/29	Jaguars	S	L	10-20
11/02	Titans	S	W	20-16
11/12	Packers	S	W	23-19
11/19	at Browns	S	L	10-13
11/26	at Bengals	S	W	16-10
12/03	Cardinals	S	L	10-24
12/07	Patriots	S	L	18-21
12/16	at Colts	S	L	13-30
12/23	Bengals	S	W	34-11
12/31	at Seahawks	S	W	30-23
01/06	at Ravens	S	W	17-10
2023 TOTALS			17-17	
			10-7	

2023 GAME-BY-GAME POSTSEASON STATISTICS (STEELERS)

DATE	OPPONENT	P/S	W/L	SCORE
01/15	at Bills	S	L	17-31
2023 TOTALS			0-1	



60

OFFENSIVE TACKLE

DYLAN COOK

HEIGHT: 6-5

WEIGHT: 280

BORN: January 11, 1998

COLLEGE: Montana

BIRTHPLACE: Butte, MT

HOW ACQUIRED: FA '23

NFL EXPERIENCE: 1st year

DYLAN COOK'S NFL REGULAR SEASON DEFENSIVE STATISTICS

DATE	TEAM	GP	GS	TACKLES					INTERCEPTIONS					O. FUMB				ST			MISC					
				TK	S	A	TFL	YDS	SK	YDS	QBH	NO	YDS	LG	TD	PD	FF	FR	TD	YDS	TK	S	A	FF	FR	S
2022	Buccaneers	0	0	0	0	0	0	0	0.0	0.0	0	0	0	0	0	0	0	0	0	0	0	0	0	0	0	0
2023	Steelers	0	0	0	0	0	0	0	0.0	0.0	0	0	0	0	0	0	0	0	0	0	0	0	0	0	0	0
NFL TOTALS		0	0	0	0	0	0	0	0.0	0.0	0	0	0	0	0	0	0	0	0	0	0	0	0	0	0	0

DYLAN COOK'S NFL POSTSEASON DEFENSIVE STATISTICS

DATE	TEAM	GP	GS	TACKLES					INTERCEPTIONS					O. FUMB				ST			MISC					
				TK	S	A	TFL	YDS	SK	YDS	QBH	NO	YDS	LG	TD	PD	FF	FR	TD	YDS	TK	S	A	FF	FR	S
2022	Buccaneers	0	0	0	0	0	0	0	0.0	0.0	0	0	0	0	0	0	0	0	0	0	0	0	0	0	0	0
2023	Steelers	0	0	0	0	0	0	0	0.0	0.0	0	0	0	0	0	0	0	0	0	0	0	0	0	0	0	0
NFL TOTALS		0	0	0	0	0	0	0	0.0	0.0	0	0	0	0	0	0	0	0	0	0	0	0	0	0	0	0

DYLAN COOK'S NFL REGULAR SEASON STATISTICS

DATE	TEAM	GP	GS
2022	Buccaneers	0	0
2023	Steelers	0	0
NFL TOTALS		0	0

DYLAN COOK'S NFL POSTSEASON STATISTICS

DATE	TEAM	GP	GS
2022	Buccaneers	0	0
2023	Steelers	0	0
NFL TOTALS		0	0

2023 GAME-BY-GAME REGULAR-SEASON STATISTICS (STEELERS)

DATE	OPPONENT	P/S	TACKLES					INTERCEPTIONS					O. FUMB				ST			MISC		W/L	SCORE				
			TK	S	A	SK	YDS	TFL	YDS	QBH	NO	YDS	LG	TD	PD	FF	FR	TD	YDS	TK	S			A	FF	FR	S
09/10	49ers									ON INACTIVE LIST																L	7-30
09/18	Browns									ON INACTIVE LIST																W	26-22
09/24	at Raiders									ON INACTIVE LIST																W	23-18
10/01	at Texans									DID NOT PLAY (NON-INJURY)															L	6-30	
10/08	Ravens									DID NOT PLAY (NON-INJURY)																W	17-10
10/22	at Rams									ON INACTIVE LIST																W	24-17
10/29	Jaguars									ON INACTIVE LIST																L	10-20
11/02	Titans									INACTIVE																W	20-16
11/12	Packers									ON INACTIVE LIST																W	23-19
11/19	at Browns									ON INACTIVE LIST																L	10-13
11/26	at Bengals									ON INACTIVE LIST																W	16-10
12/03	Cardinals									ON INACTIVE LIST																L	10-24
12/07	Patriots									INACTIVE																L	18-21
12/16	at Colts									ON INACTIVE LIST																L	13-30
12/23	Bengals									ON INACTIVE LIST																W	34-11
12/31	at Seahawks									ON INACTIVE LIST																W	30-23
01/06	at Ravens									ON INACTIVE LIST																W	17-10
2023 TOTALS			0	0	0	0.0	0.0	0	0	0	0	0	0	0	0	0	0	0	0	0	0	0	0	0	0	10-7	

2022 GAME-BY-GAME REGULAR-SEASON STATISTICS (BUCCANEERS)

DATE	OPPONENT	P/S	TACKLES							INTERCEPTIONS				O. FUMB			ST			MISC		W/L	SCORE				
			TK	S	A	SK	YDS	TFL	YDS	QBH	NO	YDS	LG	TD	PD	FF	FR	TD	YDS	TK	S			A	FF	FR	S
09/11	at Cowboys																									L	19-3
10/16	at Steelers																									L	18-20
10/23	at Panthers																									L	3-21
10/27	Ravens																									L	22-27
11/06	Rams																									W	16-13
11/13	Seahawks																									W	21-16
11/27	at Browns																									L	17-23+
12/05	Saints																									W	17-16
12/11	at 49ers																									L	7-35
12/18	Bengals																									L	23-34
12/25	at Cardinals																									W	19-16+
01/01	Panthers																									W	30-24
01/08	at Falcons																									L	17-30
2022 TOTALS			0	0	0	0	0	0	0	0	0	0	0	0	0	0	0	0	0	0	0	0	0	0	0	6-7	

+ - Overtime

2023 GAME-BY-GAME POSTSEASON STATISTICS (STEELERS)

DATE	OPPONENT	P/S	TACKLES							INTERCEPTIONS				O. FUMB			ST			MISC		W/L	SCORE				
			TK	S	A	SK	YDS	TFL	YDS	QBH	NO	YDS	LG	TD	PD	FF	FR	TD	YDS	TK	S			A	FF	FR	S
01/15	at Bills																									L	17-31
2023 TOTALS			0	0	0	0	0	0	0	0	0	0	0	0	0	0	0	0	0	0	0	0	0	0	0	0-1	

2022 GAME-BY-GAME POSTSEASON STATISTICS (BUCCANEERS)

DATE	OPPONENT	P/S	TACKLES							INTERCEPTIONS				O. FUMB			ST			MISC		W/L	SCORE				
			TK	S	A	SK	YDS	TFL	YDS	QBH	NO	YDS	LG	TD	PD	FF	FR	TD	YDS	TK	S			A	FF	FR	S
01/16	Cowboys																									L	14-31
2022 TOTALS			0	0	0	0	0	0	0	0	0	0	0	0	0	0	0	0	0	0	0	0	0	0	0	0-1	

2023 GAME-BY-GAME REGULAR-SEASON STATISTICS (STEELERS)

DATE	OPPONENT	P/S																					W/L	SCORE			
09/10	49ers		ON INACTIVE LIST																				L	7-30			
09/18	Browns		ON INACTIVE LIST																				W	26-22			
09/24	at Raiders		ON INACTIVE LIST																				W	23-18			
10/01	at Texans		DID NOT PLAY (NON-INJURY)																				L	6-30			
10/08	Ravens		DID NOT PLAY (NON-INJURY)																				W	17-10			
10/22	at Rams		ON INACTIVE LIST																				W	24-17			
10/29	Jaguars		ON INACTIVE LIST																				L	10-20			
11/02	Titans		INACTIVE																				W	20-16			
11/12	Packers		ON INACTIVE LIST																				W	23-19			
11/19	at Browns		ON INACTIVE LIST																				L	10-13			
11/26	at Bengals		ON INACTIVE LIST																				W	16-10			
12/03	Cardinals		ON INACTIVE LIST																				L	10-24			
12/07	Patriots		INACTIVE																				L	18-21			
12/16	at Colts		ON INACTIVE LIST																				L	13-30			
12/23	Bengals		ON INACTIVE LIST																				W	34-11			
12/31	at Seahawks		ON INACTIVE LIST																				W	30-23			
01/06	at Ravens		ON INACTIVE LIST																				W	17-10			
2023 TOTALS			0	0																						10-7	

2023 GAME-BY-GAME POSTSEASON STATISTICS (STEELERS)

DATE	OPPONENT	P/S																					W/L	SCORE			
01/15	at Bills		INACTIVE																				L	17-31			
2023 TOTALS			0	0																						0-1	



78

HEIGHT: 6-4
WEIGHT: 327
BORN: September 13, 1997
COLLEGE: Iowa

BIRTHPLACE: Warren, OH
HOW ACQUIRED: FA '22

OFFENSIVE LINEMAN
JAMES DANIELS

JAMES DANIELS' NFL REGULAR SEASON STATISTICS

DATE	TEAM	GP	GS
2018	Bears	16	10
2019	Bears	16	16
2020	Bears	5	5
2021	Bears	17	17
2022	Steelers	17	17
2023	Steelers	15	15
NFL TOTALS		86	80

JAMES DANIELS' NFL POSTSEASON STATISTICS


DATE	TEAM	GP	GS
2018	Bears	1	1
2020	Bears	0	0
2023	Steelers	1	1
NFL TOTALS		2	2

2023 GAME-BY-GAME REGULAR-SEASON STATISTICS (STEELERS)

DATE	OPPONENT	P/S	W/L	SCORE
09/10	49ers	S	L	7-30
09/18	Browns	S	W	26-22
09/24	at Raiders	S	W	23-18
10/01	at Texans		L	6-30
10/08	Ravens		W	17-10
10/22	at Rams	S	W	24-17
10/29	Jaguars	S	L	10-20
11/02	Titans	S	W	20-16
11/12	Packers	S	W	23-19
11/19	at Browns	S	L	10-13
11/26	at Bengals	S	W	16-10
12/03	Cardinals	S	L	10-24
12/07	Patriots	S	L	18-21
12/16	at Colts	S	L	13-30
12/23	Bengals	S	W	34-11
12/31	at Seahawks	S	W	30-23
01/06	at Ravens	S	W	17-10
2023 TOTALS		15-15	10-7	

2023 GAME-BY-GAME POSTSEASON STATISTICS (STEELERS)

DATE	OPPONENT	P/S	W/L	SCORE
01/15	at Bills	S	L	17-31
2023 TOTALS		1-1	0-1	



39

HEIGHT: 6-1
WEIGHT: 207
BORN: November 17, 1996
COLLEGE: Alabama
BIRTHPLACE: Old Bridge, NJ
HOW ACQUIRED: TR '19 (MA)
NFL EXPERIENCE: 6th year

SAFETY
MINKAH FITZPATRICK



COMMUNITY

- ✦ Raised \$59,000 for KidsVoice last season through his Unshackled Foundation tackle campaign
- ✦ Worked with UPMC Children's Hospital of Pittsburgh Family Connection Center to have a holiday cookie decorating party. Also partnered with Giant Eagle to provide the families who attend groceries and gift cards
- ✦ Hosted a bike giveaway, providing 35 bikes to youth serviced by KidsVoice. In addition to the bikes, the youth also received helmets and shoes.

MINKAH FITZPATRICK'S NFL REGULAR SEASON DEFENSIVE STATISTICS

DATE	TEAM	GP	GS	TACKLES					INTERCEPTIONS					O. FUMB			ST			MISC							
				TK	S	A	TFL	YDS	SK	YDS	QBH	NO	YDS	LG	TD	PD	FF	FR	TD	YDS	TK	S	A	FF	FR	S	A
2018	Dolphins	16	11	79	50	29	2	5	0.0	0.0	0	2	64	50t	1	9	0	0	0	0	1	1	0	0	0	0	0
2019	Dolphins	2	2	11	7	4	0	0	0.0	0.0	0	0	0	0	0	0	0	0	0	1	1	0	0	0	0	0	
Went from Miami to Pittsburgh.																											
2019	Steelers	14	14	57	36	21	1	1	0.0	0.0	1	5	130	96t	1	9	1	2	1	79	0	0	0	0	0	0	0
2019	TOTAL	16	16	68	43	25	1	1	0.0	0.0	1	5	130	96t	1	9	2	3	1	79	1	1	0	0	0	0	0
2020	Steelers	16	16	79	60	19	1	1	0.0	0.0	0	4	77	37	1	11	1	1	0	-1	0	0	0	0	0	0	0
2021	Steelers	16	16	124	84	40	1	1	0.0	0.0	0	2	18	18	0	7	1	1	0	-1	0	0	0	0	0	0	0
2022	Steelers	15	15	96	56	40	1	4	0.0	0.0	1	6	94	34	1	11	0	0	0	0	0	0	0	0	0	0	0
2023	Steelers	10	10	64	43	21	1	1	0.0	0.0	0	0	0	0	0	3	0	0	0	0	0	0	0	0	0	0	0
NFL TOTALS		89	84	510	336	174	7	13	0.0	0.0	2	19	383	96T	4	50	4	5	1	77	2	2	0	0	0	0	0

MINKAH FITZPATRICK'S NFL POSTSEASON DEFENSIVE STATISTICS

DATE	TEAM	GP	GS	TACKLES					INTERCEPTIONS					O. FUMB			ST			MISC						
				TK	S	A	TFL	YDS	SK	YDS	QBH	NO	YDS	LG	TD	PD	FF	FR	TD	YDS	TK	S	A	FF	FR	S
2020	Steelers	1	1	6	4	2	0	0	0.0	0.0	0	0	0	0	0	0	0	0	0	0	0	0	0	0	0	0
2021	Steelers	1	1	6	5	1	0	0	0.0	0.0	0	0	0	0	0	0	0	0	0	0	0	0	0	0	0	0
2023	Steelers	1	1	10	5	5	1	4	0.0	0.0	0	0	0	0	0	0	0	0	0	0	0	0	0	0	0	0
NFL TOTALS		3	3	22	14	8	1	4	0.0	0.0	0	0	0	0	0	0	0	0	0	0	0	0	0	0	0	0

SINGLE-GAME HIGHS: DEFENSIVE

- | | | | |
|--------------------------|--|----------------------------------|---|
| Total Tackles | 14 at Cincinnati Bengals, Sep 11, 2022
14 vs. Tennessee Titans, Dec 19, 2021 | Tackles For Loss | 1 vs. New England Patriots, Dec 07, 2023
1 at Atlanta Falcons, Dec 04, 2022
...5 more at 1. |
| Solo Tackles | 12 vs. Tennessee Titans, Dec 19, 2021
10 at Cincinnati Bengals, Sep 11, 2022 | Interceptions | 2 at Jacksonville Jaguars, Nov 22, 2020
2 vs. Miami Dolphins, Oct 28, 2019 |
| Passes Defensed | 2 vs. Cleveland Browns, Sep 18, 2023
2 vs. New York Jets, Oct 02, 2022
...8 more at 2. | Interception Return Yards | 96 vs. Indianapolis Colts, Nov 03, 2019
50 at Minnesota Vikings, Dec 16, 2018 |
| Forced Fumbles | 1 vs. Seattle Seahawks, Oct 17, 2021
1 at Baltimore Ravens, Nov 01, 2020
...2 more at 1. | Special Teams Tackles | 1 vs. Baltimore Ravens, Sep 08, 2019
1 vs. Detroit Lions, Oct 21, 2018 |
| Fumble Recoveries | 1 vs. Tennessee Titans, Dec 19, 2021
1 at Dallas Cowboys, Nov 08, 2020
...3 more at 1. | Longest Opp Fumble Return | 43 vs. Los Angeles Rams, Nov 10, 2019
36 at Cincinnati Bengals, Nov 24, 2019 |

SINGLE-GAME HIGHS - POSTSEASON: DEFENSIVE

- | | | | |
|----------------------|--|-------------------------|----------------------------------|
| Total Tackles | 10 at Buffalo Bills, Jan 15, 2024
6 at Kansas City Chiefs, Jan 16, 2022
6 vs. Cleveland Browns, Jan 10, 2021 | Tackles For Loss | 1 at Buffalo Bills, Jan 15, 2024 |
| Solo Tackles | 5 at Buffalo Bills, Jan 15, 2024
5 at Kansas City Chiefs, Jan 16, 2022
4 vs. Cleveland Browns, Jan 10, 2021 | | |

2020 GAME-BY-GAME REGULAR-SEASON STATISTICS (STEELERS)

DATE	OPPONENT	P/S	TACKLES							INTERCEPTIONS				O. FUMB			ST			MISC		W/L	SCORE				
			TK	S	A	SK	YDS	TFL	YDS	QBH	NO	YDS	LG	TD	PD	FF	FR	TD	YDS	TK	S			A	FF	FR	S
09/14	at Giants	S	2	2	0	0.0	0.0	0	0	0	0	0	0	0	0	0	0	0	0	0	0	0	0	0	0	W	26-16
09/20	Broncos	S	6	4	2	0.0	0.0	0	0	0	0	0	0	0	0	0	0	0	0	0	0	0	0	0	0	W	26-21
09/27	Texans	S	5	5	0	0.0	0.0	0	0	0	0	0	0	0	0	0	0	0	0	0	0	0	0	0	0	W	28-21
10/11	Eagles	S	4	3	1	0.0	0.0	0	0	0	0	0	0	0	0	0	0	0	0	0	0	0	0	0	0	W	38-29
10/18	Browns	S	1	0	1	0.0	0.0	0	0	1	33	33	1	1	0	0	0	0	0	0	0	0	0	0	0	W	38-7
10/25	at Titans	S	5	3	2	0.0	0.0	0	0	0	0	0	0	0	0	0	0	0	0	0	0	0	0	0	0	W	27-24
11/01	at Ravens	S	7	4	3	0.0	0.0	0	0	0	0	0	0	1	1	0	0	0	0	0	0	0	0	0	0	W	28-24
11/08	at Cowboys	S	6	5	1	0.0	0.0	0	0	1	7	7	0	2	0	1	0	-1	0	0	0	0	0	0	0	W	24-19
11/15	Bengals	S	6	6	0	0.0	0.0	0	0	0	0	0	0	0	0	0	0	0	0	0	0	0	0	0	0	W	36-10
11/22	at Jaguars	S	5	3	2	0.0	0.0	0	0	2	37	37	0	2	0	0	0	0	0	0	0	0	0	0	0	W	27-3
12/02	Ravens	S	3	3	0	0.0	0.0	0	0	0	0	0	0	2	0	0	0	0	0	0	0	0	0	0	0	W	19-14
12/07	Football Team	S	3	2	1	0.0	0.0	0	0	0	0	0	0	1	0	0	0	0	0	0	0	0	0	0	0	L	17-23
12/13	at Bills	S	6	4	2	0.0	0.0	0	0	0	0	0	0	0	0	0	0	0	0	0	0	0	0	0	0	L	15-26
12/21	at Bengals	S	7	6	1	0.0	0.0	1	1	0	0	0	0	0	0	0	0	0	0	0	0	0	0	0	0	L	17-27
12/27	Colts	S	8	6	2	0.0	0.0	0	0	0	0	0	0	1	0	0	0	0	0	0	0	0	0	0	0	W	28-24
01/03	at Browns	S	5	4	1	0.0	0.0	0	0	0	0	0	0	1	0	0	0	0	0	0	0	0	0	0	0	L	22-24
2020 TOTALS			16-16	79	60	19	0.0	0.0	1	1	0	4	77	37	1	11	1	1	0	-1	0	0	0	0	0	0	12-4

2019 GAME-BY-GAME REGULAR-SEASON STATISTICS (DOLPHINS/STEELERS)

DATE	OPPONENT	P/S	TACKLES							INTERCEPTIONS				O. FUMB			ST			MISC		W/L	SCORE				
			TK	S	A	SK	YDS	TFL	YDS	QBH	NO	YDS	LG	TD	PD	FF	FR	TD	YDS	TK	S			A	FF	FR	S
09/08	Ravens	S	5	3	2	0.0	0.0	0	0	0	0	0	0	0	0	0	0	0	1	1	0	0	0	0	0	L	10-59
09/15	Patriots	S	6	4	2	0.0	0.0	0	0	0	0	0	0	0	1	1	0	0	0	0	0	0	0	0	0	L	0-43
09/22	at Cowboys																									L	6-31
09/30	Bengals	S	4	2	2	0.0	0.0	0	0	0	0	0	0	0	0	0	0	0	0	0	0	0	0	0	0	W	27-3
10/06	Ravens	S	7	6	1	0.0	0.0	0	0	0	0	0	0	1	0	0	0	0	0	0	0	0	0	0	0	L	23-26+
10/13	at Chargers	S	5	5	0	0.0	0.0	0	0	0	0	0	0	1	0	0	0	0	0	0	0	0	0	0	0	W	24-17
10/28	Dolphins	S	2	1	1	0.0	0.0	0	0	2	6	6	0	2	0	0	0	0	0	0	0	0	0	0	0	W	27-14
11/03	Colts	S	7	4	3	0.0	0.0	0	0	1	96	96	1	1	0	0	0	0	0	0	0	0	0	0	0	W	26-24
11/10	Rams	S	3	3	1	0.0	0.0	0	0	1	14	14	0	2	0	1	1	43	0	0	0	0	0	0	0	W	17-12
11/14	at Browns	S	2	0	2	0.0	0.0	0	0	0	0	0	0	0	0	0	0	0	0	0	0	0	0	0	0	L	7-21
11/24	at Bengals	S	6	1	5	0.0	0.0	0	0	0	0	0	0	0	0	1	0	36	0	0	0	0	0	0	0	W	16-10
12/01	Browns	S	3	2	1	0.0	0.0	0	0	0	0	0	0	1	0	0	0	0	0	0	0	0	0	0	0	W	20-13
12/08	at Cardinals	S	1	1	0	0.0	0.0	1	1	0	0	0	0	0	0	0	0	0	0	0	0	0	0	0	0	W	23-17
12/15	Bills	S	2	2	0	0.0	0.0	0	0	0	0	0	0	0	0	0	0	0	0	0	0	0	0	0	0	L	10-17
12/22	at Jets	S	5	2	3	0.0	0.0	0	0	0	0	0	0	0	0	0	0	0	0	0	0	0	0	0	0	L	10-16
12/29	at Ravens	S	4	3	1	0.0	0.0	0	0	0	0	0	0	0	0	0	0	0	0	0	0	0	0	0	0	L	10-28
2019 TOTALS			15-15	63	39	24	0.0	0.0	1	1	0	4	116	96	1	8	1	3	1	79	1	1	0	0	0	0	8-8

+ - Overtime


2018 GAME-BY-GAME REGULAR-SEASON STATISTICS (DOLPHINS)

DATE	OPPONENT	P/S	TACKLES							INTERCEPTIONS				O. FUMB			ST			MISC		W/L	SCORE				
			TK	S	A	SK	YDS	TFL	YDS	QBH	NO	YDS	LG	TD	PD	FF	FR	TD	YDS	TK	S			A	FF	FR	S
09/09	Titans	P	6	3	3	0.0	0.0	0	0	0	0	0	0	1	0	0	0	0	0	0	0	0	0	0	0	W	27-20
09/16	at Jets	P	3	2	1	0.0	0.0	0	0	0	0	0	0	0	0	0	0	0	0	0	0	0	0	0	0	W	20-12
09/23	Raiders	S	10	2	8	0.0	0.0	0	0	0	0	0	0	0	0	0	0	0	0	0	0	0	0	0	0	W	28-20
09/30	at Patriots	S	10	4	6	0.0	0.0	0	0	0	1	14	14	0	2	0	0	0	0	0	0	0	0	0	0	L	7-38
10/07	at Bengals	P	5	4	1	0.0	0.0	1	4	0	0	0	0	0	0	0	0	0	0	0	0	0	0	0	0	L	17-27
10/14	Bears	S	3	2	1	0.0	0.0	0	0	0	0	0	0	1	0	0	0	0	0	0	0	0	0	0	0	W	31-28+
10/21	Lions	P	2	2	0	0.0	0.0	0	0	0	0	0	0	0	0	0	0	0	0	0	0	0	0	0	0	L	21-32
10/25	at Texans	P	4	2	2	0.0	0.0	0	0	0	0	0	0	0	0	0	0	0	0	0	0	0	0	0	0	L	23-42
11/04	Jets	S	6	3	3	0.0	0.0	0	0	0	0	0	0	0	0	0	0	0	0	0	0	0	0	0	0	W	13-6
11/11	at Packers	S	2	1	1	0.0	0.0	0	0	0	0	0	0	1	0	0	0	0	0	0	0	0	0	0	0	L	12-31
11/25	at Colts	S	3	3	0	0.0	0.0	0	0	0	0	0	0	0	0	0	0	0	0	0	0	0	0	0	0	L	24-27
12/02	Bills	S	5	4	1	0.0	0.0	0	0	0	0	0	0	2	0	0	0	0	0	0	0	0	0	0	0	W	21-17
12/09	Patriots	S	7	6	1	0.0	0.0	0	0	0	0	0	0	0	0	0	0	0	0	0	0	0	0	0	0	W	34-33
12/16	at Vikings	S	6	6	0	0.0	0.0	0	0	0	1	50	50	1	2	0	0	0	0	0	0	0	0	0	0	L	17-41
12/23	Jaguars	S	5	5	0	0.0	0.0	1	1	0	0	0	0	0	0	0	0	0	0	0	0	0	0	0	0	L	7-17
12/30	at Bills	S	2	1	1	0.0	0.0	0	0	0	0	0	0	0	0	0	0	0	0	0	0	0	0	0	0	L	17-42
2018 TOTALS			16-11	79	50	29	0.0	0.0	2	5	0	2	64	50	1	9	0	0	0	0	1	1	0	0	0	0	7-9

+ - Overtime

2023 GAME-BY-GAME POSTSEASON STATISTICS (STEELERS)

DATE	OPPONENT	P/S	TACKLES							INTERCEPTIONS				O. FUMB			ST			MISC		W/L	SCORE				
			TK	S	A	SK	YDS	TFL	YDS	QBH	NO	YDS	LG	TD	PD	FF	FR	TD	YDS	TK	S			A	FF	FR	S
01/15	at Bills	S	10	5	5	0.0	0.0	1	4	0	0	0	0	0	0	0	0	0	0	0	0	0	0	0	0	L	17-31
2023 TOTALS			1-1	10	5	5	0.0	0.0	1	4	0	0	0	0	0	0	0	0	0	0	0	0	0	0	0	0	0-1



88

HEIGHT: 6-5
WEIGHT: 258
BORN: October 25, 1998
COLLEGE: Penn State
BIRTHPLACE: Merrimac, MA
HOW ACQUIRED: D2 '21
NFL EXPERIENCE: 3rd year

TIGHT END

PAT FREIERMUTH

(Freiermuth)

COMMUNITY SERVICE

- ✦ Provided a holiday shopping trip for kids from the North Hills area
- ✦ As a rookie, helped with Mike Tomlin's Thanksgiving distribution, distributed backpacks for a back to school event with the Charlie Batch Foundation, and packed nonperishables for Greater Pittsburgh Community Food Bank
- ✦ Served as the keynote speaker for the Brockway Youth Sports Luncheon

PAT FREIERMUTH'S NFL REGULAR SEASON RUSHING/RECEIVING STATISTICS

DATE	TEAM	GP	GS	RECEIVING					RUSHING				
				NO.	YDS.	AVG.	LG	TD	NO.	YDS.	AVG.	LG	TD
2021	Steelers	16	9	60	497	8.3	24	7	0	0	0.0	0	0
2022	Steelers	16	8	63	732	11.6	57	2	0	0	0.0	0	0
2023	Steelers	12	9	32	308	9.6	29	2	0	0	0.0	0	0
NFL TOTALS		44	26	155	1,537	9.9	57	11	0	0	0.0	0	0

PAT FREIERMUTH'S NFL POSTSEASON RUSHING/RECEIVING STATISTICS

DATE	TEAM	GP	GS	RECEIVING					RUSHING				
				NO.	YDS.	AVG.	LG	TD	NO.	YDS.	AVG.	LG	TD
2021	Steelers	1	1	4	25	6.3	9	0	0	0	0.0	0	0
2023	Steelers	1	0	5	76	15.2	33	0	0	0	0.0	0	0
NFL TOTALS		2	1	9	101	11.2	33	0	0	0	0.0	0	0

PAT FREIERMUTH'S NFL REGULAR SEASON RETURN STATISTICS

DATE	TEAM	KICKOFF RETURNS					PUNT RETURNS					
		RET.	YDS.	AVG.	LG	TD	NO.	FC	YDS.	AVG.	LG	TD
2021	Steelers	0	0	0.0	0	0	0	0	0	0.0	0	0
2022	Steelers	0	0	0.0	0	0	0	0	0	0.0	0	0
2023	Steelers	0	0	0.0	0	0	0	0	0	0.0	0	0
NFL TOTALS		0	0	0.0	0	0	0	0	0	0.0	0	0

PAT FREIERMUTH'S NFL POSTSEASON RETURN STATISTICS

DATE	TEAM	KICKOFF RETURNS					PUNT RETURNS					
		RET.	YDS.	AVG.	LG	TD	NO.	FC	YDS.	AVG.	LG	TD
2021	Steelers	0	0	0.0	0	0	0	0	0	0.0	0	0
2023	Steelers	0	0	0.0	0	0	0	0	0	0.0	0	0
NFL TOTALS		0	0	0.0	0	0	0	0	0	0.0	0	0

SINGLE-GAME HIGHS: RECEIVING

- | | | | |
|--------------------|--|-----------------------|--|
| Receptions | 9 at Cincinnati Bengals, Nov 26, 2023
8 vs. Cincinnati Bengals, Nov 20, 2022
...1 more at 8. | Receiving TDs | 2 vs. Chicago Bears, Nov 08, 2021
1 at Las Vegas Raiders, Sep 24, 2023
...8 more at 1. |
| Receiving Yards | 120 at Cincinnati Bengals, Nov 26, 2023
85 vs. New York Jets, Oct 02, 2022 | All-Purpose Yards | 120 at Cincinnati Bengals, Nov 26, 2023
85 vs. New York Jets, Oct 02, 2022 |
| Receiving Average | 25.3 at Atlanta Falcons, Dec 04, 2022 | Most TDs | 2 vs. Chicago Bears, Nov 08, 2021
1 at Las Vegas Raiders, Sep 24, 2023
...8 more at 1. |
| Longest Receptions | 57 at Atlanta Falcons, Dec 04, 2022
31 at Cincinnati Bengals, Sep 11, 2022 | Miscellaneous Tackles | 1 vs. Cleveland Browns, Jan 03, 2022 |

SINGLE-GAME HIGHS - POSTSEASON: RECEIVING

- | | | | |
|-------------------|--|--------------------|--|
| Receptions | 5 at Buffalo Bills, Jan 15, 2024
4 at Kansas City Chiefs, Jan 16, 2022 | Longest Receptions | 33 at Buffalo Bills, Jan 15, 2024
15 at Buffalo Bills, Jan 15, 2024 |
| Receiving Yards | 76 at Buffalo Bills, Jan 15, 2024
25 at Kansas City Chiefs, Jan 16, 2022 | | 12 at Buffalo Bills, Jan 15, 2024
9 at Buffalo Bills, Jan 15, 2024
9 at Kansas City Chiefs, Jan 16, 2022 |
| Receiving Average | 15.2 at Buffalo Bills, Jan 15, 2024
6.3 at Kansas City Chiefs, Jan 16, 2022 | All-Purpose Yards | 76 at Buffalo Bills, Jan 15, 2024
25 at Kansas City Chiefs, Jan 16, 2022 |

100-YARD RECEIVING GAMES (1): REGULAR SEASON

DATE	TEAM	NO.	YDS.	AVG.	LG	TD
11/26/23	at Bengals	9	120	13.3	29	0

2023 GAME-BY-GAME REGULAR-SEASON STATISTICS (STEELERS)

DATE	OPPONENT	P/S	RECEIVING					RUSHING					W/L	SCORE
			NO.	YDS.	AVG.	LG	TD	NO.	YDS.	AVG.	LG	TD		
09/10	49ers	S	1	3	3.0	3t	1	0	0	0.0	0	0	L	7-30
09/18	Browns	S	1	2	2.0	2	0	0	0	0.0	0	0	W	26-22
09/24	at Raiders	S	3	41	13.7	14	1	0	0	0.0	0	0	W	23-18
10/01	at Texans	S	3	7	2.3	9	0	0	0	0.0	0	0	L	6-30
10/08	Ravens												W	17-10
10/22	at Rams												W	24-17
10/29	Jaguars												L	10-20
11/02	Titans												W	20-16
11/12	Packers												W	23-19
11/19	at Browns	S	1	7	7.0	7	0	0	0	0.0	0	0	L	10-13
11/26	at Bengals	S	9	120	13.3	29	0	0	0	0.0	0	0	W	16-10
12/03	Cardinals	S	3	29	9.7	12	0	0	0	0.0	0	0	L	10-24
12/07	Patriots	P	3	18	6.0	7	0	0	0	0.0	0	0	L	18-21
12/16	at Colts	P	3	16	5.3	6	0	0	0	0.0	0	0	L	13-30
12/23	Bengals	S	0	0	0.0	0	0	0	0	0.0	0	0	W	34-11
12/31	at Seahawks	S	3	44	14.7	25	0	0	0	0.0	0	0	W	30-23
01/06	at Ravens	P	2	21	10.5	13	0	0	0	0.0	0	0	W	17-10
2023 TOTALS		12-9	32	308	9.6	29	2	0	0	0.0	0	0	10-7	

2022 GAME-BY-GAME REGULAR-SEASON STATISTICS (STEELERS)

DATE	OPPONENT	P/S	RECEIVING					RUSHING					W/L	SCORE
			NO.	YDS.	AVG.	LG	TD	NO.	YDS.	AVG.	LG	TD		
09/11	at Bengals	S	5	75	15.0	31	0	0	0	0.0	0	0	W	23-20+
09/18	Patriots	S	4	22	5.5	8t	1	0	0	0.0	0	0	L	14-17
09/22	at Browns	S	2	41	20.5	26	0	0	0	0.0	0	0	L	17-29
10/02	Jets	S	7	85	12.1	24	0	0	0	0.0	0	0	L	20-24
10/09	at Bills	P	2	12	6.0	8	0	0	0	0.0	0	0	L	3-38
10/16	Buccaneers												W	20-18
10/23	at Dolphins	P	8	75	9.4	21	0	0	0	0.0	0	0	L	10-16
10/30	at Eagles	P	4	57	14.3	21	0	0	0	0.0	0	0	L	13-35
11/13	Saints	S	4	36	9.0	12	0	0	0	0.0	0	0	W	20-10
11/20	Bengals	P	8	79	9.9	27	0	0	0	0.0	0	0	L	30-37
11/28	at Colts	P	3	39	13.0	17	0	0	0	0.0	0	0	W	24-17
12/04	at Falcons	S	3	76	25.3	57	0	0	0	0.0	0	0	W	19-16
12/11	Ravens	S	3	33	11.0	14	1	0	0	0.0	0	0	L	14-16
12/18	at Panthers	P	0	0	0.0	0	0	0	0	0.0	0	0	W	24-16
12/24	Raiders	S	7	66	9.4	17	0	0	0	0.0	0	0	W	13-10
01/01	at Ravens	P	3	36	12.0	20	0	0	0	0.0	0	0	W	16-13
01/08	Browns	P	0	0	0.0	0	0	0	0	0.0	0	0	W	28-14
2022 TOTALS		16-8	63	732	11.6	57	2	0	0	0.0	0	0	9-8	

+ - Overtime

2021 GAME-BY-GAME REGULAR-SEASON STATISTICS (STEELERS)

DATE	OPPONENT	P/S	RECEIVING					RUSHING					W/L/T	SCORE
			NO.	YDS.	AVG.	LG	TD	NO.	YDS.	AVG.	LG	TD		
09/12	at Bills	S	1	24	24.0	24	0	0	0	0.0	0	0	W	23-16
09/19	Raiders	S	4	36	9.0	14	0	0	0	0.0	0	0	L	17-26
09/26	Bengals	P	3	22	7.3	15	1	0	0	0.0	0	0	L	10-24
10/03	at Packers	S	1	11	11.0	11	0	0	0	0.0	0	0	L	17-27
10/10	Broncos	P	2	7	3.5	4	0	0	0	0.0	0	0	W	27-19
10/17	Seahawks	P	7	58	8.3	12	0	0	0	0.0	0	0	W	23-20+
10/31	at Browns	P	4	44	11.0	22	1	0	0	0.0	0	0	W	15-10
11/08	Bears	S	5	43	8.6	13	2	0	0	0.0	0	0	W	29-27
11/14	Lions	S	5	31	6.2	10	0	0	0	0.0	0	0	T	16-16
11/21	at Chargers	S	4	11	2.8	5t	1	0	0	0.0	0	0	L	37-41
11/28	at Bengals	S	4	40	10.0	15t	1	0	0	0.0	0	0	L	10-41
12/05	Ravens	S	3	26	8.7	17	0	0	0	0.0	0	0	W	20-19
12/09	at Vikings	P	2	32	16.0	17	1	0	0	0.0	0	0	L	28-36
12/19	Titans	S	4	37	9.3	14	0	0	0	0.0	0	0	W	19-13
12/26	at Chiefs												L	10-36
01/03	Browns	P	5	22	4.4	12	0	0	0	0.0	0	0	W	26-14
01/09	at Ravens	P	6	53	8.8	14	0	0	0	0.0	0	0	W	16-13+
2021 TOTALS		16-9	60	497	8.3	24	7	0	0	0.0	0	0	9-7-1	

+ - Overtime

2023 GAME-BY-GAME POSTSEASON STATISTICS (STEELERS)

DATE	OPPONENT	P/S	RECEIVING					RUSHING					W/L	SCORE
			NO.	YDS.	AVG.	LG	TD	NO.	YDS.	AVG.	LG	TD		
01/15	at Bills	P	5	76	15.2	33	0	0	0	0.0	0	0	L	17-31
2023 TOTALS		1-0	5	76	15.2	33	0	0	0	0.0	0	0	0-1	



44

LINEBACKER

MARKUS GOLDEN

HEIGHT: 6-3
 WEIGHT: 260
 BORN: March 13, 1991
 COLLEGE: Missouri

BIRTHPLACE: St. Louis, MO
 HOW ACQUIRED: FA '23
 NFL EXPERIENCE: 9th year

MARKUS GOLDEN'S NFL REGULAR SEASON DEFENSIVE STATISTICS

DATE	TEAM	GP	GS	TACKLES				YDS	SK	YDS	INTERCEPTIONS				O. FUMB			ST		MISC											
				TK	S	A	TFL				NO	YDS	LG	TD	PD	FF	FR	TD	YDS	TK	S	A	FF	FR	S	A					
2015	Cardinals	15	6	30	20	10	4	11	4.0	29.0	12	0	0	0	0	2	0	0	1	1	0	0	0	0	0	0	0	0	0	0	
2016	Cardinals	16	3	51	41	10	16	93	12.5	96.5	22	0	0	0	1	4	1	0	20	0	0	0	0	0	0	0	0	0	0	0	
2017	Cardinals	4	4	11	11	0	1	8	0.0	0.0	4	0	0	0	0	0	0	0	0	0	0	0	0	0	0	0	0	0	0	0	
2018	Cardinals	11	11	30	25	5	5	14	2.5	17.0	6	0	0	0	2	0	0	0	0	0	0	0	0	0	0	0	0	0	0	0	
2019	Giants	16	16	72	37	35	13	60	10.0	71.5	27	0	0	0	0	1	1	42	0	0	0	0	0	0	0	0	0	0	0	0	
2020	Giants	7	1	10	4	6	2	10	1.5	8.5	6	0	0	0	1	0	0	0	0	0	0	0	0	0	0	0	0	0	0	0	
		Went from N.Y. Giants to Arizona.																													
2020	Cardinals	9	8	23	13	10	4	32	3.0	25.0	14	1	1	1	0	2	1	1	0	30	0	0	0	0	0	0	0	0	0	0	0
2020	TOTAL	16	9	33	17	16	6	42	4.5	33.5	20	1	1	1	0	3	1	1	0	30	0	0	0	0	0	0	0	0	0	0	0
2021	Cardinals	16	5	48	33	15	10	57	11.0	50.0	19	0	0	0	1	4	2	0	0	0	0	0	0	0	0	0	0	0	0	0	0
2022	Cardinals	17	14	48	22	26	7	21	2.5	14.5	20	0	0	0	0	0	0	0	0	0	0	0	0	0	0	0	0	0	0	0	0
2023	Steelers	16	0	20	14	6	6	32	4.0	25.0	10	0	0	0	1	0	1	0	0	0	0	0	0	0	0	0	0	0	0	0	0
NFL TOTALS		127	68	343	220	123	68	338	51.0	337.0	140	1	1	1	0	8	11	6	1	92	1	1	0	0	0	0	0	0	0	0	0

MARKUS GOLDEN'S NFL POSTSEASON DEFENSIVE STATISTICS

DATE	TEAM	GP	GS	TACKLES				YDS	SK	YDS	INTERCEPTIONS				O. FUMB			ST		MISC										
				TK	S	A	TFL				NO	YDS	LG	TD	PD	FF	FR	TD	YDS	TK	S	A	FF	FR	S	A				
2015	Cardinals	2	2	10	4	6	1	1	0.0	0.0	1	0	0	0	0	0	0	0	0	0	0	0	0	0	0	0	0	0	0	0
2021	Cardinals	1	0	3	2	1	1	7	1.0	7.0	1	0	0	0	0	0	0	0	0	0	0	0	0	0	0	0	0	0	0	0
2023	Steelers	1	1	3	2	1	1	7	1.0	7.0	1	0	0	0	0	0	0	0	0	0	0	0	0	0	0	0	0	0	0	0
NFL TOTALS		4	3	16	8	8	3	15	2.0	14.0	3	0	0	0	0	0	0	0	0	0	0	0	0	0	0	0	0	0	0	0

SINGLE-GAME HIGHS: DEFENSIVE

- Total Tackles: 10 at San Francisco 49ers, Oct 06, 2016; 8 at Seattle Seahawks, Oct 16, 2022; ...2 more at 8.
- Solo Tackles: 8 at Detroit Lions, Dec 19, 2021; 7 vs. San Francisco 49ers, Oct 28, 2018; ...1 more at 7.
- Sacks: 3.0 at San Francisco 49ers, Nov 07, 2021; 2.5 at Los Angeles Rams, Jan 01, 2017; 1 at Tennessee Titans, Sep 12, 2021; 1 at New England Patriots, Nov 29, 2020; ...5 more at 1.
- Forced Fumbles: 1 vs. Houston Texans, Oct 24, 2021; 1 at Cleveland Browns, Oct 17, 2021; ...9 more at 1.
- Fumble Recoveries: 1 at Baltimore Ravens, Jan 06, 2024; 1 vs. Houston Texans, Oct 24, 2021; ...4 more at 1.
- Tackles For Loss: 3 at San Francisco 49ers, Nov 07, 2021; 3 at Chicago Bears, Nov 24, 2019; ...1 more at 3.
- Interceptions: 1 at New England Patriots, Nov 29, 2020; 1 at New England Patriots, Nov 29, 2020; 1 vs. St. Louis Rams, Oct 04, 2015; 42 at New England Patriots, Oct 10, 2019; 30 at New York Giants, Dec 13, 2020.
- Interception Return Yards: 42 at New England Patriots, Oct 10, 2019
- Special Teams Tackles: 1 vs. St. Louis Rams, Oct 04, 2015
- Longest Opp Fumble Return: 42 at New England Patriots, Oct 10, 2019

SINGLE-GAME HIGHS - POSTSEASON: DEFENSIVE

- Total Tackles: 7 at Carolina Panthers, Jan 24, 2016; 3 at Buffalo Bills, Jan 15, 2024; 3 at Los Angeles Rams, Jan 17, 2022; 3 vs. Green Bay Packers, Jan 16, 2016; 2 at Buffalo Bills, Jan 15, 2024; 2 at Los Angeles Rams, Jan 17, 2022; 2 at Carolina Panthers, Jan 24, 2016; ...1 more at 2.
- Sacks: 1.0 at Buffalo Bills, Jan 15, 2024; 1.0 at Los Angeles Rams, Jan 17, 2022
- Tackles For Loss: 1 at Buffalo Bills, Jan 15, 2024; 1 at Los Angeles Rams, Jan 17, 2022; 1 at Carolina Panthers, Jan 24, 2016

2023 GAME-BY-GAME REGULAR-SEASON STATISTICS (STEELERS)

DATE	OPPONENT	P/S	TACKLES							INTERCEPTIONS				O. FUMB			ST				MISC		W/L	SCORE			
			TK	S	A	SK	YDS	TFL	YDS	QBH	NO	YDS	LG	TD	PD	FF	FR	TD	YDS	TK	S	A			FF	FR	S
09/10	49ers	P	3	3	0	0.0	0.0	0	0	0	0	0	0	0	0	0	0	0	0	0	0	0	0	0	0	L	7-30
09/18	Browns	P	2	1	1	1.0	3.0	1	3	1	0	0	0	0	0	0	0	0	0	0	0	0	0	0	0	W	26-22
09/24	at Raiders	P	2	1	1	1.0	6.0	1	6	1	0	0	0	0	0	0	0	0	0	0	0	0	0	0	0	W	23-18
10/01	at Texans	P	0	0	0	0.0	0.0	0	0	0	0	0	0	0	0	0	0	0	0	0	0	0	0	0	0	L	6-30
10/08	Ravens	P	0	0	0	0.0	0.0	0	0	0	1	0	0	0	0	0	0	0	0	0	0	0	0	0	0	W	17-10
10/22	at Rams	P	0	0	0	0.0	0.0	0	0	0	0	0	0	0	0	0	0	0	0	0	0	0	0	0	0	W	24-17
10/29	Jaguars	P	3	3	0	0.0	0.0	0	0	0	0	0	0	0	0	0	0	0	0	0	0	0	0	0	0	L	10-20
11/02	Titans	P	1	1	0	1.0	7.0	1	7	1	0	0	0	0	0	0	0	0	0	0	0	0	0	0	0	W	20-16
11/12	Packers	P	0	0	0	0.0	0.0	0	0	0	0	0	0	0	0	0	0	0	0	0	0	0	0	0	0	W	23-19
11/19	at Browns	P	0	0	0	0.0	0.0	0	0	0	0	0	0	0	0	0	0	0	0	0	0	0	0	0	0	L	10-13
11/26	at Bengals	P	0	0	0	0.0	0.0	0	0	0	0	0	0	0	0	0	0	0	0	0	0	0	0	0	0	W	16-10
12/03	Cardinals	P	0	0	0	0.0	0.0	0	0	1	0	0	0	0	0	0	0	0	0	0	0	0	0	0	0	L	10-24
12/07	Patriots		INACTIVE																								
12/16	at Colts	P	3	1	2	0.0	0.0	0	0	0	0	0	0	0	1	0	0	0	0	0	0	0	0	0	0	L	13-30
12/23	Bengals	P	2	1	1	0.0	0.0	0	0	0	0	0	0	0	0	0	0	0	0	0	0	0	0	0	0	W	34-11
12/31	at Seahawks	P	1	1	0	0.0	0.0	1	7	3	0	0	0	0	0	0	0	0	0	0	0	0	0	0	0	W	30-23
01/06	at Ravens	P	3	2	1	1.0	9.0	2	9	2	0	0	0	0	0	1	0	0	0	0	0	0	0	0	0	W	17-10
2023 TOTALS		16-0	20	14	6	4.0	25.0	6	32	10	0	0	0	0	1	0	1	0	0	0	0	0	0	0	0	10-7	

2022 GAME-BY-GAME REGULAR-SEASON STATISTICS (CARDINALS)

DATE	OPPONENT	P/S	TACKLES							INTERCEPTIONS				O. FUMB			ST				MISC		W/L	SCORE			
			TK	S	A	SK	YDS	TFL	YDS	QBH	NO	YDS	LG	TD	PD	FF	FR	TD	YDS	TK	S	A			FF	FR	S
09/11	Chiefs	S	1	1	0	0.0	0.0	0	0	2	0	0	0	0	0	0	0	0	0	0	0	0	0	0	0	L	21-44
09/18	at Raiders	S	2	0	2	0.0	0.0	0	0	1	0	0	0	0	0	0	0	0	0	0	0	0	0	0	0	W	29-23+
09/25	Rams	S	1	1	0	0.0	0.0	0	0	2	0	0	0	0	0	0	0	0	0	0	0	0	0	0	0	L	12-20
10/02	at Panthers	S	4	2	2	0.0	0.0	1	2	0	0	0	0	0	0	0	0	0	0	0	0	0	0	0	0	W	26-16
10/09	Eagles	S	0	0	0	0.0	0.0	0	0	0	0	0	0	0	0	0	0	0	0	0	0	0	0	0	0	L	17-20
10/16	at Seahawks	S	8	4	4	1.0	6.0	2	7	1	0	0	0	0	0	0	0	0	0	0	0	0	0	0	0	L	9-19
10/20	Saints	P	2	1	1	0.0	0.0	0	0	1	0	0	0	0	0	0	0	0	0	0	0	0	0	0	0	W	42-34
10/30	at Vikings	P	4	2	2	0.0	0.0	1	2	2	0	0	0	0	0	0	0	0	0	0	0	0	0	0	0	L	26-34
11/06	Seahawks	S	6	3	3	0.5	2.5	1	0	4	0	0	0	0	0	0	0	0	0	0	0	0	0	0	0	L	21-31
11/13	at Rams	S	2	0	2	0.0	0.0	0	0	1	0	0	0	0	0	0	0	0	0	0	0	0	0	0	0	W	27-17
11/21	49ers	P	1	1	0	0.0	0.0	0	0	1	0	0	0	0	0	0	0	0	0	0	0	0	0	0	0	L	10-38
11/27	Chargers	S	1	0	1	0.0	0.0	0	0	2	0	0	0	0	0	0	0	0	0	0	0	0	0	0	0	L	24-25
12/12	Patriots	S	2	1	1	0.0	0.0	1	4	0	0	0	0	0	0	0	0	0	0	0	0	0	0	0	0	L	13-27
12/18	at Broncos	S	7	5	2	1.0	6.0	1	6	2	0	0	0	0	0	0	0	0	0	0	0	0	0	0	0	L	15-24
12/25	Buccaneers	S	4	0	4	0.0	0.0	0	0	0	0	0	0	0	0	0	0	0	0	0	0	0	0	0	0	L	16-19+
01/01	at Falcons	S	1	1	0	0.0	0.0	0	0	0	0	0	0	0	0	0	0	0	0	0	0	0	0	0	0	L	19-20
01/08	at 49ers	S	2	0	2	0.0	0.0	0	0	1	0	0	0	0	0	0	0	0	0	0	0	0	0	0	0	L	13-38
2022 TOTALS		17-14	48	22	26	2.5	14.5	7	21	20	0	0	0	0	0	0	0	0	0	0	0	0	0	0	0	4-13	

+ - Overtime

2021 GAME-BY-GAME REGULAR-SEASON STATISTICS (CARDINALS)

DATE	OPPONENT	P/S	TACKLES							INTERCEPTIONS				O. FUMB			ST				MISC		W/L	SCORE			
			TK	S	A	SK	YDS	TFL	YDS	QBH	NO	YDS	LG	TD	PD	FF	FR	TD	YDS	TK	S	A			FF	FR	S
09/12	at Titans	P	1	0	1	0.0	0.0	0	0	0	0	0	0	0	1	0	1	0	0	0	0	0	0	0	0	W	38-13
09/19	Vikings	P	3	2	1	1.0	2.0	0	0	0	0	0	0	0	1	0	0	0	0	0	0	0	0	0	0	W	34-33
09/26	at Jaguars	P	2	1	1	1.0	6.0	1	6	2	0	0	0	0	0	0	0	0	0	0	0	0	0	0	0	W	31-19
10/03	at Rams	P	2	2	0	0.0	0.0	0	0	1	0	0	0	0	0	1	0	0	0	0	0	0	0	0	0	W	37-20
10/10	49ers	P	3	2	1	0.0	0.0	0	0	0	0	0	0	0	0	0	0	0	0	0	0	0	0	0	0	W	17-10
10/17	at Browns	S	5	4	1	2.0	6.0	1	6	2	0	0	0	0	0	1	0	0	0	0	0	0	0	0	0	W	37-14
10/24	Texans	S	3	2	1	2.0	17.0	1	9	3	0	0	0	0	0	1	1	0	0	0	0	0	0	0	0	W	31-5
10/28	Packers	S	5	2	3	0.0	0.0	0	0	2	0	0	0	0	0	0	0	0	0	0	0	0	0	0	0	L	21-24
11/07	at 49ers	P	5	3	2	3.0	14.0	3	14	3	0	0	0	0	0	0	0	0	0	0	0	0	0	0	0	W	31-17
11/14	Panthers	P	1	1	0	0.0	0.0	0	0	1	0	0	0	0	0	0	0	0	0	0	0	0	0	0	0	L	10-34
11/21	at Seahawks	S	3	3	0	1.0	5.0	2	19	1	0	0	0	0	0	0	0	0	0	0	0	0	0	0	0	W	23-13
12/05	at Bears	P	2	0	2	0.0	0.0	0	0	0	0	0	0	0	0	0	0	0	0	0	0	0	0	0	0	W	33-22
12/13	Rams	P	0	0	0	0.0	0.0	0	0	1	0	0	0	0	0	0	0	0	0	0	0	0	0	0	0	L	23-30
12/19	at Lions	P	8	8	0	1.0	0.0	2	3	2	0	0	0	0	0	0	0	0	0	0	0	0	0	0	0	L	12-30
12/25	Colts	P	2	1	1	0.0	0.0	0	0	1	0	0	0	0	0	0	0	0	0	0	0	0	0	0	0	L	16-22
01/02	at Cowboys		RESERVE/COVID-19																								
01/09	Seahawks	P	3	2	1	0.0	0.0	0	0	0	0	0	0	0	0	0	0	0	0	0	0	0	0	0	0	L	30-38
2021 TOTALS		16-5	48	33	15	11.0	50.0	10	57	19	0	0	0	0	1	4	2	0	0	0	0	0	0	0	0	11-6	

2016 GAME-BY-GAME REGULAR-SEASON STATISTICS (CARDINALS)

DATE	OPPONENT	P/S	TACKLES							INTERCEPTIONS				O. FUMB			ST			MISC		W/L	SCORE				
			TK	S	A	SK	YDS	TFL	YDS	QBH	NO	YDS	LG	TD	PD	FF	FR	TD	YDS	TK	S			A	FF	FR	S
09/11	Patriots	P	2	2	0	1.0	2.0	1	1	0	0	0	0	0	0	1	0	0	0	0	0	0	0	0	0	L	21-23
09/18	Buccaneers	P	2	1	1	1.0	9.0	1	9	2	0	0	0	0	0	0	0	0	0	0	0	0	0	0	0	W	40-7
09/25	at Bills	S	6	4	2	1.0	8.0	1	8	1	0	0	0	0	0	0	0	0	0	0	0	0	0	0	0	L	18-33
10/02	Rams	P	2	2	0	1.0	14.0	1	14	2	0	0	0	0	0	0	0	0	0	0	0	0	0	0	0	L	13-17
10/06	at 49ers	S	10	7	3	2.0	12.5	2	4	3	0	0	0	0	0	0	0	0	0	0	0	0	0	0	0	W	33-21
10/17	Jets	P	2	2	0	0.0	0.0	0	0	0	0	0	0	0	0	0	0	0	0	0	0	0	0	0	0	W	28-3
10/23	Seahawks	P	2	2	0	0.0	0.0	0	0	1	0	0	0	0	0	1	0	0	0	0	0	0	0	0	0	T	6-6+
10/30	at Panthers	P	3	1	2	0.0	0.0	1	3	0	0	0	0	0	0	0	0	0	0	0	0	0	0	0	0	L	20-30
11/13	49ers	P	2	2	0	0.0	0.0	0	0	2	0	0	0	0	0	0	0	0	0	0	0	0	0	0	0	W	23-20
11/20	at Vikings	S	3	2	1	0.0	0.0	1	4	1	0	0	0	0	0	0	0	0	0	0	0	0	0	0	0	L	24-30
11/27	at Falcons	P	1	1	0	1.0	6.0	1	6	2	0	0	0	0	0	0	0	0	0	0	0	0	0	0	0	L	19-38
12/04	Redskins	P	2	2	0	0.0	0.0	0	0	2	0	0	0	0	0	1	0	20	0	0	0	0	0	0	0	W	31-23
12/11	at Dolphins	P	5	5	0	0.0	0.0	2	2	0	0	0	0	0	0	0	0	0	0	0	0	0	0	0	0	L	23-26
12/18	Saints	P	2	2	0	1.0	7.0	0	0	1	0	0	0	0	0	1	0	0	0	0	0	0	0	0	0	L	41-48
12/24	at Seahawks	P	3	3	0	2.0	18.0	2	18	3	0	0	0	0	0	0	0	0	0	0	0	0	0	0	0	W	34-31
01/01	at Rams	P	4	3	1	2.5	20.0	3	24	2	0	0	0	0	1	1	0	0	0	0	0	0	0	0	0	W	44-6
2016 TOTALS		16-3	51	41	10	12.5	96.5	16	93	22	0	0	0	0	1	4	1	0	20	0	0	0	0	0	0	7-8-1	

+ - Overtime

2015 GAME-BY-GAME REGULAR-SEASON STATISTICS (CARDINALS)

DATE	OPPONENT	P/S	TACKLES							INTERCEPTIONS				O. FUMB			ST			MISC		W/L	SCORE				
			TK	S	A	SK	YDS	TFL	YDS	QBH	NO	YDS	LG	TD	PD	FF	FR	TD	YDS	TK	S			A	FF	FR	S
09/13	Saints	P	3	1	2	0.0	0.0	0	0	1	0	0	0	0	0	0	0	0	0	0	0	0	0	0	0	W	31-19
09/20	at Bears	P	1	0	1	0.5	5.0	0	0	1	0	0	0	0	0	0	0	0	0	0	0	0	0	0	0	W	48-23
09/27	49ers	P	1	1	0	0.0	0.0	0	0	0	0	0	0	0	0	0	0	0	0	0	0	0	0	0	0	W	47-7
10/04	Rams	P	2	1	1	0.5	3.5	0	0	1	0	0	0	0	0	0	0	0	1	1	0	0	0	0	0	L	22-24
10/11	at Lions	P	1	1	0	0.0	0.0	0	0	2	0	0	0	0	0	0	0	0	0	0	0	0	0	0	0	W	42-17
10/18	at Steelers	S	6	4	2	0.0	0.0	2	2	0	0	0	0	0	0	0	0	0	0	0	0	0	0	0	0	L	13-25
10/26	Ravens	S	0	0	0	0.0	0.0	0	0	0	0	0	0	0	0	0	0	0	0	0	0	0	0	0	0	W	26-18
11/01	at Browns	S	1	1	0	0.0	0.0	1	8	1	0	0	0	0	0	0	0	0	0	0	0	0	0	0	0	W	34-20
11/15	at Seahawks	P	0	0	0	0.0	0.0	0	0	1	0	0	0	0	0	0	0	0	0	0	0	0	0	0	0	W	39-32
11/22	Bengals	P	3	3	0	1.0	7.0	0	0	1	0	0	0	0	0	1	0	0	0	0	0	0	0	0	0	W	34-31
11/29	at 49ers	P	2	1	1	0.5	3.5	0	0	1	0	0	0	0	0	0	0	0	0	0	0	0	0	0	0	W	19-13
12/06	at Rams	S	1	1	0	0.0	0.0	0	0	0	0	0	0	0	0	0	0	0	0	0	0	0	0	0	0	W	27-3
12/10	Vikings	S	2	2	0	0.0	0.0	0	0	0	0	0	0	0	0	0	0	0	0	0	0	0	0	0	0	W	23-20
12/20	at Eagles	P	4	3	1	1.0	6.0	0	0	2	0	0	0	0	0	1	0	0	0	0	0	0	0	0	0	W	40-17
12/27	Packers	S	3	1	2	0.5	4.0	1	1	1	0	0	0	0	0	0	0	0	0	0	0	0	0	0	0	W	38-8
01/03	Seahawks										[LEGACY] INJURED/DID NOT PLAY													L	6-36		
2015 TOTALS		15-6	30	20	10	4.0	29.0	4	11	12	0	0	0	0	0	2	0	0	0	1	1	0	0	0	0	13-3	

2023 GAME-BY-GAME POSTSEASON STATISTICS (STEELERS)

DATE	OPPONENT	P/S	TACKLES							INTERCEPTIONS				O. FUMB			ST			MISC		W/L	SCORE				
			TK	S	A	SK	YDS	TFL	YDS	QBH	NO	YDS	LG	TD	PD	FF	FR	TD	YDS	TK	S			A	FF	FR	S
01/15	at Bills	S	3	2	1	1.0	7.0	1	7	1	0	0	0	0	0	0	0	0	0	0	0	0	0	0	0	L	17-31
2023 TOTALS		1-1	3	2	1	1.0	7.0	1	7	1	0	0	0	0	0	0	0	0	0	0	0	0	0	0	0	0-1	


2021 GAME-BY-GAME POSTSEASON STATISTICS (CARDINALS)

DATE	OPPONENT	P/S	TACKLES							INTERCEPTIONS				O. FUMB			ST			MISC		W/L	SCORE				
			TK	S	A	SK	YDS	TFL	YDS	QBH	NO	YDS	LG	TD	PD	FF	FR	TD	YDS	TK	S			A	FF	FR	S
01/17	at Rams	P	3	2	1	1.0	7.0	1	7	1	0	0	0	0	0	0	0	0	0	0	0	0	0	0	0	L	11-34
2021 TOTALS		1-0	3	2	1	1.0	7.0	1	7	1	0	0	0	0	0	0	0	0	0	0	0	0	0	0	0	0-1	

2015 GAME-BY-GAME POSTSEASON STATISTICS (CARDINALS)

DATE	OPPONENT	P/S	TACKLES							INTERCEPTIONS				O. FUMB			ST			MISC		W/L	SCORE				
			TK	S	A	SK	YDS	TFL	YDS	QBH	NO	YDS	LG	TD	PD	FF	FR	TD	YDS	TK	S			A	FF	FR	S
01/16	Packers	S	3	2	1	0.0	0.0	0	0	1	0	0	0	0	0	0	0	0	0	0	0	0	0	0	0	W	26-20+
01/24	at Panthers	S	7	2	5	0.0	0.0	1	1	0	0	0	0	0	0	0	0	0	0	0	0	0	0	0	0	L	15-49
2015 TOTALS		2-2	10	4	6	0.0	0.0	1	1	1	0	0	0	0	0	0	0	0	0	0	0	0	0	0	0	1-1	

+ - Overtime



22

RUNNING BACK

NAJEE HARRIS

(180 lbs)

HEIGHT: 6-1

WEIGHT: 242

BORN: March 9, 1998

COLLEGE: Alabama

BIRTHPLACE: Antioch, CA

HOW ACQUIRED: D1 '21

NFL EXPERIENCE: 3rd year

COMMUNITY

- ✦ His foundation partnered with Lowes to help renovate his childhood shelter
- ✦ Helped installed new appliances in the facility
- ✦ Helped pack and sort food for North Texas Food Bank
- ✦ Recorded videos to sick children staying at the Children’s Hospital of Mobile, Alabama
- ✦ Da’ Bigger Picture Foundation supports underserved families with areas of focus in education, homelessness, addressing hunger and utilizing sports a platform to develop life skills.

NAJEE HARRIS' NFL REGULAR SEASON RUSHING/RECEIVING STATISTICS

DATE	TEAM	GP	GS	RUSHING					RECEIVING				
				NO.	YDS.	AVG.	LG	TD	NO.	YDS.	AVG.	LG	TD
2021	Steelers	17	17	307	1,200	3.9	37t	7	74	467	6.3	25t	3
2022	Steelers	17	17	272	1,034	3.8	36	7	41	229	5.6	19	3
2023	Steelers	17	17	255	1,035	4.1	25	8	29	170	5.9	32	0
NFL TOTALS		51	51	834	3,269	3.9	37T	22	144	866	6.0	32	6

NAJEE HARRIS' NFL POSTSEASON RUSHING/RECEIVING STATISTICS

DATE	TEAM	GP	GS	RUSHING					RECEIVING				
				NO.	YDS.	AVG.	LG	TD	NO.	YDS.	AVG.	LG	TD
2021	Steelers	1	1	12	29	2.4	8	0	2	-1	-0.5	0	0
2023	Steelers	1	1	12	37	3.1	11	0	2	15	7.5	10	0
NFL TOTALS		2	2	24	66	2.8	11	0	4	14	3.5	10	0

NAJEE HARRIS' NFL REGULAR SEASON RETURN STATISTICS

DATE	TEAM	RET.	KICKOFF RETURNS					PUNT RETURNS				
			YDS.	AVG.	LG	TD	NO.	FC	YDS.	AVG.	LG	TD
2021	Steelers	0	0	0.0	0	0	0	0	0	0.0	0	0
2022	Steelers	0	0	0.0	0	0	0	0	0	0.0	0	0
2023	Steelers	0	0	0.0	0	0	0	0	0	0.0	0	0
NFL TOTALS		0	0	0.0	0	0	0	0	0	0.0	0	0

NAJEE HARRIS' NFL POSTSEASON RETURN STATISTICS

DATE	TEAM	RET.	KICKOFF RETURNS					PUNT RETURNS				
			YDS.	AVG.	LG	TD	NO.	FC	YDS.	AVG.	LG	TD
2021	Steelers	0	0	0.0	0	0	0	0	0	0.0	0	0
2023	Steelers	0	0	0.0	0	0	0	0	0	0.0	0	0
NFL TOTALS		0	0	0.0	0	0	0	0	0	0.0	0	0

SINGLE-GAME HIGHS: RUSHING/RECEIVING

Rush Attempts	28 vs. Cleveland Browns, Jan 03, 2022 27 at Seattle Seahawks, Dec 31, 2023	Receiving Average	9.7 at Cleveland Browns, Oct 31, 2021 8.6 vs. Las Vegas Raiders, Sep 19, 2021
Rushing Yards	188 vs. Cleveland Browns, Jan 03, 2022 122 at Seattle Seahawks, Dec 31, 2023 ...1 more at 122.	Longest Receptions	32 at Houston Texans, Oct 01, 2023 25t vs. Las Vegas Raiders, Sep 19, 2021
Rushing Average	6.7 vs. Cleveland Browns, Jan 03, 2022 6.6 at Cincinnati Bengals, Nov 26, 2023	Receiving TDs	1 at Baltimore Ravens, Jan 01, 2023 1 vs. Tampa Bay Buccaneers, Oct 16, 2022 ...4 more at 1.
Longest Runs	37t vs. Cleveland Browns, Jan 03, 2022 36 vs. New Orleans Saints, Nov 13, 2023	All-Purpose Yards	206 vs. Cleveland Browns, Jan 03, 2022 142 vs. Denver Broncos, Oct 10, 2021 ...1 more at 142.
Rushing TDs	2 at Seattle Seahawks, Dec 31, 2023 2 vs. Cincinnati Bengals, Nov 20, 2022	Most TDs	2 at Seattle Seahawks, Dec 31, 2023 2 vs. Cincinnati Bengals, Nov 20, 2022 ...1 more at 2.
Receptions	14 vs. Cincinnati Bengals, Sep 26, 2021 6 vs. Las Vegas Raiders, Dec 24, 2022 ...3 more at 6.	Miscellaneous Tackles	1 vs. Las Vegas Raiders, Dec 24, 2022 1 vs. New York Jets, Oct 02, 2022 ...3 more at 1.
Receiving Yards	102 vs. Cincinnati Bengals, Sep 26, 2021 46 vs. Seattle Seahawks, Oct 17, 2021		

SINGLE-GAME HIGHS - POSTSEASON: RUSHING/RECEIVING

Rush Attempts	12 at Kansas City Chiefs, Jan 16, 2022	Receptions	2 at Kansas City Chiefs, Jan 16, 2022
Rushing Yards	37 at Buffalo Bills, Jan 15, 2024	Receiving Yards	15 at Buffalo Bills, Jan 15, 2024
	29 at Kansas City Chiefs, Jan 16, 2022	Longest Receptions	10 at Buffalo Bills, Jan 15, 2024
Rushing Average	3.1 at Buffalo Bills, Jan 15, 2024		5 at Buffalo Bills, Jan 15, 2024
	2.4 at Kansas City Chiefs, Jan 16, 2022	All-Purpose Yards	52 at Buffalo Bills, Jan 15, 2024
Longest Runs	11 at Buffalo Bills, Jan 15, 2024		28 at Kansas City Chiefs, Jan 16, 2022
	9 at Buffalo Bills, Jan 15, 2024		
	8 at Kansas City Chiefs, Jan 16, 2022		
	4 at Kansas City Chiefs, Jan 16, 2022		
	4 at Kansas City Chiefs, Jan 16, 2022		
	...2 more at 4.		

100-YARD RECEIVING GAMES (1): REGULAR SEASON

DATE	TEAM	NO.	YDS.	AVG.	LG	TD
09/26/21	BENGALS	14	102	7.3	21	0

100-YARD RUSHING GAMES (6): REGULAR SEASON

DATE	TEAM	ATT.	YDS.	AVG.	LG	TD
10/10/21	BRONCOS	23	122	5.3	20	1
11/14/21	LIIONS	26	105	4.0	12	0
01/03/22	BROWNS	28	188	6.7	37f	1
01/01/23	at Ravens	22	111	5.0	15	0
12/31/23	at Seahawks	27	122	4.5	23	2
01/06/24	at Ravens	26	112	4.3	15	1

2023 GAME-BY-GAME REGULAR-SEASON STATISTICS (STEELERS)

DATE	OPPONENT	P/S	RUSHING					RECEIVING					W/L	SCORE
			NO.	YDS.	AVG.	LG	TD	NO.	YDS.	AVG.	LG	TD		
09/10	49ers	S	6	31	5.2	24	0	2	2	1.0	4	0	L	7-30
09/18	Browns	S	10	43	4.3	21	0	1	0	0.0	0	0	W	26-22
09/24	at Raiders	S	19	65	3.4	17	0	0	0	0.0	0	0	W	23-18
10/01	at Texans	S	14	71	5.1	23	0	1	32	32.0	32	0	L	6-30
10/08	Ravens	S	14	37	2.6	8	0	1	3	3.0	3	0	W	17-10
10/22	at Rams	S	14	53	3.8	10	1	3	15	5.0	8	0	W	24-17
10/29	Jaguars	S	7	13	1.9	3	0	5	42	8.4	13	0	L	10-20
11/02	Titans	S	16	69	4.3	25	1	2	7	3.5	4	0	W	20-16
11/12	Packers	S	16	82	5.1	24	1	3	14	4.7	8	0	W	23-19
11/19	at Browns	S	12	35	2.9	17	0	1	1	1.0	1	0	L	10-13
11/26	at Bengals	S	15	99	6.6	22	1	0	0	0.0	0	0	W	16-10
12/03	Cardinals	S	16	63	3.9	11	0	2	14	7.0	10	0	L	10-24
12/07	Patriots	S	12	29	2.4	7	0	3	19	6.3	14	0	L	18-21
12/16	at Colts	S	12	33	2.8	15	0	0	0	0.0	0	0	L	13-30
12/23	Bengals	S	19	78	4.1	13	1	0	0	0.0	0	0	W	34-11
12/31	at Seahawks	S	27	122	4.5	23	2	0	0	0.0	0	0	W	30-23
01/06	at Ravens	S	26	112	4.3	15	1	5	21	4.2	7	0	W	17-10
2023 TOTALS		17-17	255	1,035	4.1	25	8	29	170	5.9	32	0	10-7	

2022 GAME-BY-GAME REGULAR-SEASON STATISTICS (STEELERS)

DATE	OPPONENT	P/S	RUSHING					RECEIVING					W/L	SCORE
			NO.	YDS.	AVG.	LG	TD	NO.	YDS.	AVG.	LG	TD		
09/11	at Bengals	S	10	23	2.3	11	0	2	3	1.5	2	1	W	23-20+
09/18	Patriots	S	15	49	3.3	8	0	5	40	8.0	14	0	L	14-17
09/22	at Browns	S	15	56	3.7	10	1	3	5	1.7	9	0	L	17-29
10/02	Jets	S	18	74	4.1	16	0	0	0	0.0	0	0	L	20-24
10/09	at Bills	S	11	20	1.8	6	0	3	16	5.3	9	0	L	3-38
10/16	Buccaneers	S	14	42	3.0	14	0	2	7	3.5	6t	1	W	20-18
10/23	at Dolphins	S	17	65	3.8	16	0	3	15	5.0	12	0	L	10-16
10/30	at Eagles	S	8	32	4.0	18	0	6	26	4.3	9	0	L	13-35
11/13	Saints	S	20	99	5.0	36	0	0	0	0.0	0	0	W	20-10
11/20	Bengals	S	20	90	4.5	19t	2	4	26	6.5	12	0	L	30-37
11/28	at Colts	S	10	35	3.5	8	1	1	4	4.0	4	0	W	24-17
12/04	at Falcons	S	17	86	5.1	14	0	1	6	6.0	6	0	W	19-16
12/11	Ravens	S	12	33	2.8	8	1	2	17	8.5	10	0	L	14-16
12/18	at Panthers	S	24	86	3.6	10	1	0	0	0.0	0	0	W	24-16
12/24	Raiders	S	16	53	3.3	14	0	6	42	7.0	19t	0	W	13-10
01/01	at Ravens	S	22	111	5.0	15	0	2	12	6.0	10t	1	W	16-13
01/08	Browns	S	23	80	3.5	11	1	1	10	10.0	10	0	W	28-14
2022 TOTALS		17-17	272	1,034	3.8	36	7	41	229	5.6	19	3	9-8	

+ - Overtime

2021 GAME-BY-GAME REGULAR-SEASON STATISTICS (STEELERS)

DATE	OPPONENT	P/S	RUSHING					RECEIVING					W/L/T	SCORE
			NO.	YDS.	AVG.	LG	TD	NO.	YDS.	AVG.	LG	TD		
09/12	at Bills	S	16	45	2.8	18	0	1	4	4.0	4	0	W	23-16
09/19	Raiders	S	10	38	3.8	14	0	5	43	8.6	25t	1	L	17-26
09/26	Bengals	S	14	40	2.9	20	0	14	102	7.3	21	0	L	10-24
10/03	at Packers	S	15	62	4.1	11	1	6	29	4.8	9	0	L	17-27
10/10	Broncos	S	23	122	5.3	20	1	2	20	10.0	14	0	W	27-19
10/17	Seahawks	S	24	81	3.4	10	0	6	46	7.7	12	1	W	23-20+
10/31	at Browns	S	26	91	3.5	11	1	3	29	9.7	20	0	W	15-10
11/08	Bears	S	22	62	2.8	13	1	3	16	5.3	9	0	W	29-27
11/14	Lions	S	26	105	4.0	12	0	4	28	7.0	10	0	T	16-16
11/21	at Chargers	S	12	39	3.3	12	1	5	20	4.0	7	0	L	37-41
11/28	at Bengals	S	8	23	2.9	5	0	3	14	4.7	12	0	L	10-41
12/05	Ravens	S	21	71	3.4	13	0	5	36	7.2	18	0	W	20-19
12/09	at Vikings	S	20	94	4.7	23	1	3	10	3.3	6	1	L	28-36
12/19	Titans	S	12	18	1.5	7	0	2	8	4.0	5	0	W	19-13
12/26	at Chiefs	S	19	93	4.9	21	0	5	17	3.4	6	0	L	10-36
01/03	Browns	S	28	188	6.7	37t	1	3	18	6.0	13	0	W	26-14
01/09	at Ravens	S	11	28	2.5	15	0	4	27	6.8	11	0	W	16-13+
2021 TOTALS		17-17	307	1,200	3.9	37T	7	74	467	6.3	25T	3	9-7-1	

+ - Overtime

2023 GAME-BY-GAME POSTSEASON STATISTICS (STEELERS)

DATE	OPPONENT	P/S	RUSHING					RECEIVING					W/L	SCORE
			NO.	YDS.	AVG.	LG	TD	NO.	YDS.	AVG.	LG	TD		
01/15	at Bills	S	12	37	3.1	11	0	2	15	7.5	10	0	L	17-31
2023 TOTALS		1-1	12	37	3.1	11	0	2	15	7.5	10	0	0-1	



6

PUNTER

PRESSLEY HARVIN III

HEIGHT: 6-0
WEIGHT: 255
BORN: September 17, 1998
COLLEGE: Georgia Tech
BIRTHPLACE: Alcolu, SC
HOW ACQUIRED: D7b 21
NFL EXPERIENCE: 3rd year

PRESSLEY HARVIN III'S NFL REGULAR SEASON PUNTING STATISTICS

DATE	TEAM	GP	NO.	YDS.	AVG.	OPP. RET.	YDS.	NET YDS.	AVG.	TB	IN20	LG	BK
2021	Steelers	15	70	2,982	42.6	32	261	2,661	38.0	3	25	64	0
2022	Steelers	17	69	3,072	44.5	24	137	2,835	41.1	5	20	69	0
2023	Steelers	15	78	3,419	43.8	29	242	3,057	39.2	6	30	63	0
NFL TOTALS		47	217	9,473	43.7	85	640	8,553	39.4	14	75	69	0

PRESSLEY HARVIN III'S NFL POSTSEASON PUNTING STATISTICS

DATE	TEAM	GP	NO.	YDS.	AVG.	OPP. RET.	YDS.	NET YDS.	AVG.	TB	IN20	LG	BK
2021	Steelers	1	7	348	49.7	4	62	286	40.9	0	1	56	0
2023	Steelers	1	4	154	38.5	0	0	154	38.5	0	0	51	0
NFL TOTALS		2	11	502	45.6	4	62	440	40.0	0	1	56	0

SINGLE-GAME HIGHS: PUNTER

Punts	9 at Cleveland Browns, Nov 19, 2023 8 at Cincinnati Bengals, Sep 11, 2022 ...1 more at 8.	Net Punting Avg	48.5 at Baltimore Ravens, Jan 01, 2023 48.3 vs. Tennessee Titans, Nov 02, 2023 69 at Buffalo Bills, Oct 09, 2022
Gross Punting Yards	388 at Cincinnati Bengals, Sep 11, 2022 355 at Cleveland Browns, Nov 19, 2023	Longest Punts	69 vs. New England Patriots, Sep 18, 2022 4 at Cleveland Browns, Nov 19, 2023
Gross Punting Avg	53.8 at Las Vegas Raiders, Sep 24, 2023 51.5 vs. New England Patriots, Sep 18, 2022	Inside the 20	4 vs. Cleveland Browns, Sep 18, 2023 ...1 more at 4.
Net Punting Yards	337 at Cincinnati Bengals, Sep 11, 2022 318 at Cleveland Browns, Nov 19, 2023	Special Teams Tackles	1 vs. Detroit Lions, Nov 14, 2021

SINGLE-GAME HIGHS - POSTSEASON: PUNTER

Punts	7 at Kansas City Chiefs, Jan 16, 2022 4 at Buffalo Bills, Jan 15, 2024	Net Punting Avg	40.9 at Kansas City Chiefs, Jan 16, 2022 38.5 at Buffalo Bills, Jan 15, 2024
Gross Punting Yards	348 at Kansas City Chiefs, Jan 16, 2022 154 at Buffalo Bills, Jan 15, 2024	Longest Punts	56 at Kansas City Chiefs, Jan 16, 2022 51 at Buffalo Bills, Jan 15, 2024
Gross Punting Avg	49.7 at Kansas City Chiefs, Jan 16, 2022 38.5 at Buffalo Bills, Jan 15, 2024	Inside the 20	1 at Kansas City Chiefs, Jan 16, 2022
Net Punting Yards	286 at Kansas City Chiefs, Jan 16, 2022 154 at Buffalo Bills, Jan 15, 2024		

2023 GAME-BY-GAME REGULAR-SEASON STATISTICS (STEELERS)

DATE	OPPONENT		NO.	YDS.	AVG.	OPP. RET.	YDS.	NET YDS.	AVG	TB	IN20	LG	BK	W/L	SCORE
09/10	49ers	P	6	254	42.3	3	41	213	35.5	0	1	57	0	L	7-30
09/18	Browns	P	7	320	45.7	0	0	280	40.0	2	4	61	0	W	26-22
09/24	at Raiders	P	6	323	53.8	5	44	279	46.5	0	3	63	0	W	23-18
10/01	at Texans													L	6-30
10/08	Ravens													W	17-10
10/22	at Rams	P	5	218	43.6	0	0	218	43.6	0	2	55	0	W	24-17
10/29	Jaguars	P	6	257	42.8	3	34	223	37.2	0	0	52	0	L	10-20
11/02	Titans	P	4	200	50.0	2	7	193	48.3	0	3	62	0	W	20-16
11/12	Packers	P	5	224	44.8	2	12	212	42.4	0	3	56	0	W	23-19
11/19	at Browns	P	9	355	39.4	3	37	318	35.3	0	4	48	0	L	10-13
11/26	at Bengals	P	4	172	43.0	0	0	132	33.0	2	2	59	0	W	16-10
12/03	Cardinals	P	4	179	44.8	3	24	155	38.8	0	2	49	0	L	10-24
12/07	Patriots	P	6	267	44.5	0	0	247	41.2	1	1	53	0	L	18-21
12/16	at Colts	P	4	160	40.0	3	38	122	30.5	0	1	55	0	L	13-30
12/23	Bengals	P	5	194	38.8	1	5	189	37.8	0	1	42	0	W	34-11
12/31	at Seahawks	P	1	46	46.0	0	0	46	46.0	0	1	46	0	W	30-23
01/06	at Ravens	P	6	250	41.7	0	0	230	38.3	1	2	53	0	W	17-10
2023 TOTALS			15	78	3,419	43.8	25	242	3,057	39.2	6	30	63	0	10-7

2022 GAME-BY-GAME REGULAR-SEASON STATISTICS (STEELERS)

DATE	OPPONENT		NO.	YDS.	AVG.	OPP. RET.	YDS.	NET YDS.	AVG	TB	IN20	LG	BK	W/L	SCORE
09/11	at Bengals	P	8	388	48.5	5	31	337	42.1	1	1	60	0	W	23-20+
09/18	Patriots	P	4	206	51.5	3	21	165	41.3	1	0	69	0	L	14-17
09/22	at Browns	P	5	212	42.4	2	11	201	40.2	0	1	48	0	L	17-29
10/02	Jets	P	4	158	39.5	0	0	158	39.5	0	2	51	0	L	20-24
10/09	at Bills	P	4	163	40.8	0	0	163	40.8	0	1	69	0	L	3-38
10/16	Buccaneers	P	5	221	44.2	3	14	207	41.4	0	2	53	0	W	20-18
10/23	at Dolphins	P	6	251	41.8	1	1	250	41.7	0	2	57	0	L	10-16
10/30	at Eagles	P	4	180	45.0	0	8	172	43.0	0	1	55	0	L	13-35
11/13	Saints	P	3	123	41.0	0	0	123	41.0	0	2	48	0	W	20-10
11/20	Bengals	P	6	273	45.5	4	22	251	41.8	0	2	56	0	L	30-37
11/28	at Colts	P	4	182	45.5	0	0	182	45.5	1	2	54	0	W	24-17
12/04	at Falcons	P	2	85	42.5	0	0	85	42.5	0	1	47	0	W	19-16
12/11	Ravens	P	3	111	37.0	1	9	82	27.3	1	0	48	0	L	14-16
12/18	at Panthers	P	3	136	45.3	0	0	136	45.3	1	0	54	0	W	24-16
12/24	Raiders	P	3	140	46.7	1	13	127	42.3	0	1	55	0	W	13-10
01/01	at Ravens	P	2	99	49.5	1	2	97	48.5	0	1	51	0	W	16-13
01/08	Browns	P	3	144	48.0	1	5	139	46.3	0	1	57	0	W	28-14
2022 TOTALS			17	69	3,072	44.5	24	137	2,835	41.1	5	20	69	0	9-8

+ Overtime

2021 GAME-BY-GAME REGULAR-SEASON STATISTICS (STEELERS)

DATE	OPPONENT		NO.	YDS.	AVG.	OPP. RET.	YDS.	NET YDS.	AVG	TB	IN20	LG	BK	W/L/T	SCORE
09/12	at Bills	P	5	207	41.4	1	1	206	41.2	0	2	51	0	W	23-16
09/19	Raiders	P	4	197	49.3	2	26	171	42.8	0	3	59	0	L	17-26
09/26	Bengals	P	4	162	40.5	2	9	153	38.3	0	1	50	0	L	10-24
10/03	at Packers	P	3	102	34.0	1	0	102	34.0	0	1	45	0	L	17-27
10/10	Broncos	P	2	119	59.5	2	26	93	46.5	0	0	63	0	W	27-19
10/17	Seahawks	P	7	335	47.9	3	20	295	42.1	1	4	58	0	W	23-20+
10/31	at Browns	P	4	176	44.0	2	1	175	43.8	0	1	56	0	W	15-10
11/08	Bears	P	5	196	39.2	0	0	176	35.2	1	2	46	0	W	29-27
11/14	Lions	P	6	280	46.7	3	71	189	31.5	1	3	61	0	T	16-16
11/21	at Chargers	P	1	46	46.0	1	-1	47	47.0	0	0	46	0	L	37-41
11/28	at Bengals	P	5	190	38.0	2	17	173	34.6	0	2	42	0	L	10-41
12/05	Ravens	P	5	217	43.4	2	12	205	41.0	0	1	64	0	W	20-19
12/09	at Vikings	P	6	258	43.0	3	31	227	37.8	0	1	49	0	L	28-36
12/19	Titans	P	5	199	39.8	2	48	151	30.2	0	1	51	0	W	19-13
12/26	at Chiefs													L	10-36
01/03	Browns													W	26-14
01/09	at Ravens	P	8	298	37.3	1	0	298	37.3	0	3	49	0	W	16-13+
2021 TOTALS			15	70	2,982	42.6	27	261	2,661	38.0	3	25	64	0	9-7-1

+ Overtime

2023 GAME-BY-GAME POSTSEASON STATISTICS (STEELERS)

DATE	OPPONENT		NO.	YDS.	AVG.	OPP. RET.	YDS.	NET YDS.	AVG	TB	IN20	LG	BK	W/L	SCORE
01/15	at Bills	P	4	154	38.5	0	0	154	38.5	0	0	51	0	L	17-31
2023 TOTALS			1	4	154	38.5	0	0	154	38.5	0	0	51	0	0-1



71

OFFENSIVE LINEMAN
NATE HERBIG

HEIGHT: 6-4
WEIGHT: 334
BORN: July 10, 1998
COLLEGE: Stanford

BIRTHPLACE: Honolulu, HI
HOW ACQUIRED: FA '23
NFL EXPERIENCE: 5th year

NATE HERBIG'S NFL REGULAR SEASON STATISTICS

DATE	TEAM	GP	GS
2019	Eagles	2	0
2020	Eagles	15	12
2021	Eagles	16	5
2022	Jets	11	11
2023	Steelers	17	2
NFL TOTALS		61	30

NATE HERBIG'S NFL POSTSEASON STATISTICS

DATE	TEAM	GP	GS
2019	Eagles	1	0
2021	Eagles	0	0
2023	Steelers	1	0
NFL TOTALS		2	0

2023 GAME-BY-GAME REGULAR-SEASON STATISTICS (STEELERS)

DATE	OPPONENT	P/S	W/L	SCORE
09/10	49ers	P	L	7-30
09/18	Browns	P	W	26-22
09/24	at Raiders	P	W	23-18
10/01	at Texans	S	L	6-30
10/08	Ravens	S	W	17-10
10/22	at Rams	P	W	24-17
10/29	Jaguars	P	L	10-20
11/02	Titans	P	W	20-16
11/12	Packers	P	W	23-19
11/19	at Browns	P	L	10-13
11/26	at Bengals	P	W	16-10
12/03	Cardinals	P	L	10-24
12/07	Patriots	P	L	18-21
12/16	at Colts	P	L	13-30
12/23	Bengals	P	W	34-11
12/31	at Seahawks	P	W	30-23
01/06	at Ravens	P	W	17-10
2023 TOTALS		17-2	10-7	

2023 GAME-BY-GAME POSTSEASON STATISTICS (STEELERS)

DATE	OPPONENT	P/S	W/L	SCORE
01/15	at Bills	P	L	17-31
2023 TOTALS		1-0	0-1	



51

LINEBACKER

NICK HERBIG

HEIGHT: 6-2

WEIGHT: 240

BORN: November 21, 2001

COLLEGE: Wisconsin

BIRTHPLACE: Kauai, HI

HOW ACQUIRED: D4 '23

NFL EXPERIENCE: R

NICK HERBIG'S NFL REGULAR SEASON DEFENSIVE STATISTICS

DATE	TEAM	GP	GS	TACKLES					INTERCEPTIONS					O. FUMB			ST			MISC							
				TK	S	A	TFL	YDS	SK	YDS	QBH	NO	YDS	LG	TD	PD	FF	FR	TD	YDS	TK	S	A	FF	FR	S	A
2023	Steelers	17	0	22	15	7	5	18	3.0	24.0	3	0	0	0	0	0	2	1	0	0	5	4	1	0	0	0	0
NFL TOTALS		17	0	22	15	7	5	18	3.0	24.0	3	0	0	0	0	2	1	0	0	5	4	1	0	0	0	0	

NICK HERBIG'S NFL POSTSEASON DEFENSIVE STATISTICS

DATE	TEAM	GP	GS	TACKLES					INTERCEPTIONS					O. FUMB			ST			MISC						
				TK	S	A	TFL	YDS	SK	YDS	QBH	NO	YDS	LG	TD	PD	FF	FR	TD	YDS	TK	S	A	FF	FR	S
2023	Steelers	1	0	0	0	0	0	0	0.0	0.0	0	0	0	0	0	0	0	0	0	1	1	0	0	0	0	0
NFL TOTALS		1	0	0	0	0	0	0	0.0	0.0	0	0	0	0	0	0	0	0	0	1	1	0	0	0	0	0

SINGLE-GAME HIGHS: DEFENSIVE

- Total Tackles 6 vs. New England Patriots, Dec 07, 2023
3 vs. Cincinnati Bengals, Dec 23, 2023
...1 more at 3.
- Solo Tackles 4 vs. New England Patriots, Dec 07, 2023
2 vs. Cincinnati Bengals, Dec 23, 2023
...2 more at 2.
- Forced Fumbles 1 vs. Jacksonville Jaguars, Oct 29, 2023
- Tackles For Loss 1 vs. Jacksonville Jaguars, Oct 29, 2023
1 at Los Angeles Rams, Oct 22, 2023
- Special Teams Tackles 1 vs. New England Patriots, Dec 07, 2023
1 at Cleveland Browns, Nov 19, 2023
...3 more at 1.

2023 GAME-BY-GAME REGULAR-SEASON STATISTICS (STEELERS)

DATE	OPPONENT	P/S	TACKLES					INTERCEPTIONS					O. FUMB			ST			MISC		SCORE						
			TK	S	A	SK	YDS	TFL	YDS	QBH	NO	YDS	LG	TD	PD	FF	FR	TD	YDS	TK		S	A	FF	FR	S	A
09/10	49ers	P	1	0	1	0.0	0.0	0	0	0	0	0	0	0	0	0	0	0	0	0	0	0	0	0	0	L	7-30
09/18	Browns	P	3	2	1	0.0	0.0	0	0	0	0	0	0	0	0	0	0	0	0	0	0	0	0	0	0	W	26-22
09/24	at Raiders	P	0	0	0	0.0	0.0	0	0	0	0	0	0	0	0	0	0	0	0	0	0	0	0	0	0	W	23-18
10/01	at Texans	P	0	0	0	0.0	0.0	0	0	0	0	0	0	0	0	0	0	0	1	1	0	0	0	0	0	L	6-30
10/08	Ravens	P	0	0	0	0.0	0.0	0	0	0	0	0	0	0	0	0	0	0	0	0	0	0	0	0	0	W	17-10
10/22	at Rams	P	2	2	0	1.0	6.0	1	6	1	0	0	0	0	0	0	0	0	1	1	0	0	0	0	0	W	24-17
10/29	Jaguars	P	1	1	0	0.0	0.0	1	0	0	0	0	0	0	0	1	0	0	0	1	0	1	0	0	0	L	10-20
11/02	Titans	P	0	0	0	0.0	0.0	0	0	0	0	0	0	0	0	0	0	0	0	0	0	0	0	0	0	W	20-16
11/12	Packers	P	0	0	0	0.0	0.0	0	0	0	0	0	0	0	0	0	0	0	0	0	0	0	0	0	0	W	23-19
11/19	at Browns	P	1	0	1	0.0	0.0	0	0	0	0	0	0	0	0	0	0	0	1	1	0	0	0	0	0	L	10-13
11/26	at Bengals	P	1	1	0	1.0	9.0	1	9	1	0	0	0	0	0	0	0	0	0	0	0	0	0	0	0	W	16-10
12/03	Cardinals	P	1	1	0	0.0	0.0	1	2	0	0	0	0	0	0	0	0	0	0	0	0	0	0	0	0	L	10-24
12/07	Patriots	P	6	4	2	0.0	0.0	1	1	0	0	0	0	0	0	0	0	0	1	1	0	0	0	0	0	L	18-21
12/16	at Colts	P	2	1	1	0.0	0.0	0	0	0	0	0	0	0	0	0	0	0	0	0	0	0	0	0	0	L	13-30
12/23	Bengals	P	3	2	1	0.0	0.0	0	0	0	0	0	0	0	0	0	0	0	0	0	0	0	0	0	0	W	34-11
12/31	at Seahawks	P	1	1	0	1.0	9.0	0	0	1	0	0	0	0	0	1	1	0	0	0	0	0	0	0	0	W	30-23
01/06	at Ravens	P	0	0	0	0.0	0.0	0	0	0	0	0	0	0	0	0	0	0	0	0	0	0	0	0	0	W	17-10
2023 TOTALS		17-0	22	15	7	3.0	24.0	5	18	3	0	0	0	0	0	2	1	0	0	5	4	1	0	0	0	10-7	

2023 GAME-BY-GAME POSTSEASON STATISTICS (STEELERS)

DATE	OPPONENT	P/S	TACKLES					INTERCEPTIONS					O. FUMB			ST			MISC		SCORE							
			TK	S	A	SK	YDS	TFL	YDS	QBH	NO	YDS	LG	TD	PD	FF	FR	TD	YDS	TK		S	A	FF	FR	S	A	W/L
01/15	at Bills	P	0	0	0	0.0	0.0	0	0	0	0	0	0	0	0	0	0	0	0	1	1	0	0	0	0	0	L	17-31
2023 TOTALS		1-0	0	0	0	0.0	0.0	0	0	0	0	0	0	0	0	0	0	0	0	1	1	0	0	0	0	0	0-1	



97

DEFENSIVE TACKLE

CAMERON HEYWARD

HEIGHT: 6-5

WEIGHT: 295

BORN: May 6, 1989

COLLEGE: Ohio State

BIRTHPLACE: Pittsburgh, PA

HOW ACQUIRED: D1 '11

NFL EXPERIENCE: 13th year

AP AP AP
BY YEAR (BY YEAR OF TEAM)

'17 '19 '21 '17 '18 '19 '20 '21 '22

COMMUNITY

- ✦ Five-time Steelers Walter Payton Man of the Year (2015, 2017, 2018, 2021, 2022)
- ✦ Created his foundation, The Heyward House, in 2015, which supports Pittsburghers in need through a variety of programs and partnerships
- ✦ Began the Rufus and Judy Jordan Literacy Program in 2020, and as part of the program, built Little Free Libraries where he stocks books in underserved communities
- ✦ Built the Heyward Performance Center field house for his high school, Peachtree Ridge, in 2020
- ✦ Created a birthday club, Cam's Birthday Bash, where every year on his birthday, he throws a birthday party at Dave and Buster's complete with food, games and gifts, for children who often don't get the opportunity to celebrate their birthdays
- ✦ Through Craig's Closet, a program he named after his father, high school boys in the Pittsburgh area with free dress clothes for interviews, internships, banquets, and more
- ✦ Partners with Blessings in a Backpack to provide backpacks of food for students to take home over the weekend
- ✦ Began Voices of Hope Scholarship to provide brain tumor patients, or the family members of those affected by a brain tumor diagnosis, the opportunity to pursue a post-secondary education
- ✦ Annually treats 200 families per year to Thanksgiving dinner through his food distribution with Greater Pittsburgh Food Bank
- ✦ Has donated \$150,000 over the last two seasons to the Steelers Social Justice Fund
- ✦ Serves on the Steelers Social Justice Committee and led one of the Social Justice Film Series nights

CAMERON HEYWARD'S NFL REGULAR SEASON DEFENSIVE STATISTICS

DATE	TEAM	GP	GS	TACKLES							INTERCEPTIONS				O. FUMB			ST			MISC					
				TK	S	A	TFL	YDS	SK	YDS	QBH	NO	YDS	LG	TD	PD	FF	FR	TD	YDS	TK	S	A	FF	FR	S
2011	Steelers	16	0	11	10	1	0	0	1.0	8.0	3	0	0	0	0	1	1	0	0	0	0	0	0	0	0	0
2012	Steelers	16	0	20	13	7	2	0	1.5	5.0	3	0	0	0	0	0	0	0	0	0	0	0	0	0	0	0
2013	Steelers	16	13	59	35	24	7	51	5.0	41.0	10	0	0	0	0	7	0	1	0	8	0	0	0	0	0	0
2014	Steelers	16	16	53	33	20	11	54	7.5	47.0	16	0	0	0	0	4	0	0	0	0	0	0	0	0	0	0
2015	Steelers	16	16	54	39	15	15	69	7.0	35.0	13	0	0	0	0	2	1	0	0	0	0	0	0	0	0	0
2016	Steelers	7	7	21	17	4	4	18	3.0	16.0	5	0	0	0	0	4	0	1	0	1	0	0	0	0	0	0
2017	Steelers	15	15	45	30	15	16	78	12.0	71.0	22	0	0	0	0	3	2	1	0	0	0	0	0	0	0	0
2018	Steelers	16	16	51	29	22	10	55	8.0	60.0	18	0	0	0	0	3	1	1	0	0	0	0	0	0	0	0
2019	Steelers	16	16	83	51	32	11	53	9.0	61.0	23	0	0	0	0	6	1	1	0	0	0	0	0	0	0	0
2020	Steelers	15	15	54	30	24	7	20	4.0	28.5	19	1	0	0	0	3	0	0	0	0	0	0	0	0	0	0
2021	Steelers	17	17	89	53	36	15	58	10.0	55.5	17	1	0	0	0	9	1	1	0	0	0	0	0	0	0	0
2022	Steelers	17	17	74	39	35	14	58	10.5	72.5	23	0	0	0	0	4	1	1	0	0	0	0	0	0	0	0
2023	Steelers	11	11	33	25	8	6	22	2.0	14.0	3	0	0	0	0	1	0	0	0	0	0	0	0	0	0	0
NFL TOTALS		194	159	647	404	243	118	536	80.5	514.5	175	2	0	0	0	47	8	7	0	9	0	0	0	0	0	0

CAMERON HEYWARD'S NFL POSTSEASON DEFENSIVE STATISTICS

DATE	TEAM	GP	GS	TACKLES							INTERCEPTIONS				O. FUMB			ST			MISC						
				TK	S	A	TFL	YDS	SK	YDS	QBH	NO	YDS	LG	TD	PD	FF	FR	TD	YDS	TK	S	A	FF	FR	S	A
2011	Steelers	1	0	4	3	1	0	0	0.0	0.0	0	0	0	0	0	0	0	0	0	0	0	0	0	0	0	0	0
2014	Steelers	1	1	2	2	0	0	0	0.0	0.0	2	0	0	0	0	0	0	0	0	0	0	0	0	0	0	0	0
2015	Steelers	2	2	1	1	0	0	0	1.0	11.0	4	0	0	0	0	1	0	0	0	0	0	0	0	0	0	0	0
2017	Steelers	1	1	1	1	0	1	2	0.0	0.0	0	0	0	0	0	0	0	0	0	0	0	0	0	0	0	0	0
2020	Steelers	1	1	1	1	0	0	0	0.0	0.0	0	0	0	0	0	1	0	0	0	0	0	0	0	0	0	0	0
2021	Steelers	1	1	4	2	2	0	0	0.0	0.0	0	0	0	0	0	1	0	0	0	0	0	0	0	0	0	0	0
2023	Steelers	1	1	6	4	2	1	2	0.0	0.0	0	0	0	0	0	0	0	0	0	0	0	0	0	0	0	0	0
NFL TOTALS		8	7	19	14	5	2	4	1.0	11.0	6	0	0	0	0	1	2	0	0	0	0	0	0	0	0	0	0

SINGLE-GAME HIGHS: DEFENSIVE

- | | | | |
|------------------------|---|----------------------------------|--|
| Total Tackles | 10 vs. Miami Dolphins, Dec 08, 2013
9 vs. Seattle Seahawks, Oct 17, 2021
...1 more at 9. | Fumble Recoveries | 1 at Cincinnati Bengals, Sep 11, 2022
1 at Buffalo Bills, Sep 12, 2021
...5 more at 1. |
| Solo Tackles | 7 vs. Kansas City Chiefs, Oct 02, 2016
7 vs. Baltimore Ravens, Oct 01, 2015
...1 more at 7. | Tackles For Loss | 3 vs. Las Vegas Raiders, Dec 24, 2022
3 vs. Kansas City Chiefs, Oct 02, 2016
1 vs. Chicago Bears, Nov 08, 2021 |
| Sacks | 3.0 vs. Kansas City Chiefs, Oct 02, 2016
2.5 vs. Cincinnati Bengals, Sep 30, 2019 | Interceptions | 1 at New York Giants, Sep 14, 2020
8 at Cleveland Browns, Nov 24, 2013 |
| Passes Defensed | 2 vs. Cleveland Browns, Jan 03, 2022
2 vs. Denver Broncos, Oct 10, 2021
...5 more at 2. | Longest Opp Fumble Return | 1 vs. Cincinnati Bengals, Sep 18, 2016 |
| Forced Fumbles | 1 at Buffalo Bills, Oct 09, 2022
1 at Buffalo Bills, Sep 12, 2021
...6 more at 1. | | |

SINGLE-GAME HIGHS - POSTSEASON: DEFENSIVE

Total Tackles	6 at Buffalo Bills, Jan 15, 2024 4 at Kansas City Chiefs, Jan 16, 2022 4 at Denver Broncos, Jan 08, 2012 2 vs. Baltimore Ravens, Jan 03, 2015 1 vs. Cleveland Browns, Jan 10, 2021 ...2 more at 1.	Passes Defensed	1 vs. Cleveland Browns, Jan 10, 2021
Solo Tackles	4 at Buffalo Bills, Jan 15, 2024 3 at Denver Broncos, Jan 08, 2012 2 at Kansas City Chiefs, Jan 16, 2022 2 vs. Baltimore Ravens, Jan 03, 2015 1 vs. Cleveland Browns, Jan 10, 2021 ...2 more at 1.	Forced Fumbles	1 at Kansas City Chiefs, Jan 16, 2022 1 at Cincinnati Bengals, Jan 09, 2016
Sacks	1.0 at Cincinnati Bengals, Jan 09, 2016	Tackles For Loss	1 at Buffalo Bills, Jan 15, 2024 1 vs. Jacksonville Jaguars, Jan 14, 2018

SINGLE-GAME HIGHS: RUSHING/RECEIVING

All-Purpose Yards	11 vs. Baltimore Ravens, Oct 20, 2013 8 at Cleveland Browns, Nov 24, 2013	Kickoff Return Yards	11 vs. Baltimore Ravens, Oct 20, 2013
Kickoff Returns	1 vs. Baltimore Ravens, Oct 20, 2013	Longest Kickoff Return	11 vs. Baltimore Ravens, Oct 20, 2013

2023 GAME-BY-GAME REGULAR-SEASON STATISTICS (STEELERS)

DATE	OPPONENT	P/S	TACKLES							INTERCEPTIONS				O. FUMB			ST				MISC		W/L	SCORE			
			TK	S	A	SK	YDS	TFL	YDS	QBH	NO	YDS	LG	TD	PD	FF	FR	TD	YDS	TK	S	A			FF	FR	S
09/10	49ers	S	0	0	0	0.0	0.0	0	0	0	0	0	0	0	0	0	0	0	0	0	0	0	0	0	0	L	7-30
09/18	Browns																									W	26-22
09/24	at Raiders																									W	23-18
10/01	at Texans																									L	6-30
10/08	Ravens																									W	17-10
10/22	at Rams																									W	24-17
10/29	Jaguars																									L	10-20
11/02	Titans	S	6	4	2	0.0	0.0	1	8	0	0	0	0	0	0	0	0	0	0	0	0	0	0	0	0	W	20-16
11/12	Packers	S	3	2	1	0.0	0.0	1	0	0	0	0	0	0	0	0	0	0	0	0	0	0	0	0	0	W	23-19
11/19	at Browns	S	5	5	0	0.0	0.0	1	0	0	0	0	0	0	0	0	0	0	0	0	0	0	0	0	0	L	10-13
11/26	at Bengals	S	4	3	1	1.0	6.0	1	6	1	0	0	0	0	0	0	0	0	0	0	0	0	0	0	0	W	16-10
12/03	Cardinals	S	1	1	0	0.0	0.0	0	0	0	0	0	0	0	0	0	0	0	0	0	0	0	0	0	0	L	10-24
12/07	Patriots	S	6	5	1	1.0	8.0	1	8	1	0	0	0	0	0	0	0	0	0	0	0	0	0	0	0	L	18-21
12/16	at Colts	S	5	3	2	0.0	0.0	1	0	0	0	0	0	0	0	0	0	0	0	0	0	0	0	0	0	L	13-30
12/23	Bengals	S	0	0	0	0.0	0.0	0	0	0	0	0	0	0	0	0	0	0	0	0	0	0	0	0	0	W	34-11
12/31	at Seahawks	S	1	0	1	0.0	0.0	0	0	0	0	0	0	0	1	0	0	0	0	0	0	0	0	0	0	W	30-23
01/06	at Ravens	S	2	2	0	0.0	0.0	0	0	0	0	0	0	0	0	0	0	0	0	0	0	0	0	0	0	W	17-10
2023 TOTALS		11-11	33	25	8	2.0	14.0	6	22	3	0	0	0	0	1	0	0	0	0	0	0	0	0	0	0	10-7	

2022 GAME-BY-GAME REGULAR-SEASON STATISTICS (STEELERS)

DATE	OPPONENT	P/S	TACKLES							INTERCEPTIONS				O. FUMB			ST				MISC		W/L	SCORE			
			TK	S	A	SK	YDS	TFL	YDS	QBH	NO	YDS	LG	TD	PD	FF	FR	TD	YDS	TK	S	A			FF	FR	S
09/11	at Bengals	S	2	2	0	1.0	5.0	1	5	3	0	0	0	0	0	1	0	0	0	0	0	0	0	0	0	W	23-20+
09/18	Patriots	S	5	3	2	0.0	0.0	0	0	0	0	0	0	0	1	0	0	0	0	0	0	0	0	0	0	L	14-17
09/22	at Browns	S	7	4	3	0.0	0.0	1	2	0	0	0	0	0	0	0	0	0	0	0	0	0	0	0	0	L	17-29
10/02	Jets	S	2	0	2	0.0	0.0	0	0	0	0	0	0	0	0	0	0	0	0	0	0	0	0	0	0	L	20-24
10/09	at Bills	S	5	1	4	0.0	0.0	0	0	0	0	0	0	0	1	0	0	0	0	0	0	0	0	0	0	L	3-38
10/16	Buccaneers	S	3	2	1	1.0	5.0	1	5	2	0	0	0	0	0	0	0	0	0	0	0	0	0	0	0	W	20-18
10/23	at Dolphins	S	5	4	1	0.0	0.0	1	1	0	0	0	0	0	0	0	0	0	0	0	0	0	0	0	0	L	10-16
10/30	at Eagles	S	2	2	0	1.0	5.0	1	5	2	0	0	0	0	0	0	0	0	0	0	0	0	0	0	0	L	13-35
11/13	Saints	S	3	2	1	0.0	0.0	0	0	0	0	0	0	0	0	0	0	0	0	0	0	0	0	0	0	W	20-10
11/20	Bengals	S	7	4	3	1.0	3.0	2	5	2	0	0	0	0	0	0	0	0	0	0	0	0	0	0	0	L	30-37
11/28	at Colts	S	1	0	1	0.0	0.0	0	0	3	0	0	0	0	0	0	0	0	0	0	0	0	0	0	0	W	24-17
12/04	at Falcons	S	4	2	2	1.0	7.0	1	7	2	0	0	0	0	1	0	0	0	0	0	0	0	0	0	0	W	19-16
12/11	Ravens	S	6	3	3	0.0	0.0	0	0	1	0	0	0	0	0	0	0	0	0	0	0	0	0	0	0	L	14-16
12/18	at Panthers	S	3	2	1	1.5	15.0	1	0	2	0	0	0	0	0	0	0	0	0	0	0	0	0	0	0	W	24-16
12/24	Raiders	S	7	4	3	2.0	18.0	3	18	2	0	0	0	0	1	0	0	0	0	0	0	0	0	0	0	W	13-10
01/01	at Ravens	S	4	1	3	0.0	0.0	0	0	0	0	0	0	0	0	0	0	0	0	0	0	0	0	0	0	W	16-13
01/08	Browns	S	8	3	5	2.0	14.5	2	10	4	0	0	0	0	1	0	0	0	0	0	0	0	0	0	0	W	28-14
2022 TOTALS		17-17	74	39	35	10.5	72.5	14	58	23	0	0	0	0	4	1	1	0	0	0	0	0	0	0	0	9-8	

+ - Overtime

2021 GAME-BY-GAME REGULAR-SEASON STATISTICS (STEELERS)

DATE	OPPONENT	P/S	TACKLES							INTERCEPTIONS				O. FUMB			ST			MISC		W/L	SCORE				
			TK	S	A	SK	YDS	TFL	YDS	QBH	NO	YDS	LG	TD	PD	FF	FR	TD	YDS	TK	S			A	FF	FR	S
09/12	at Bills	S	4	2	2	1.0	6.0	1	6	1	0	0	0	0	2	1	1	0	0	0	0	0	0	0	0	W	23-16
09/19	Raiders	S	7	4	3	0.0	0.0	1	0	0	0	0	0	0	1	0	0	0	0	0	0	0	0	0	0	L	17-26
09/26	Bengals	S	5	1	4	0.0	0.0	0	0	0	0	0	0	0	0	0	0	0	0	0	0	0	0	0	0	L	10-24
10/03	at Packers	S	8	5	3	0.0	0.0	1	1	1	0	0	0	0	0	0	0	0	0	0	0	0	0	0	0	L	17-27
10/10	Broncos	S	3	2	1	0.0	0.0	0	0	0	0	0	0	0	2	0	0	0	0	0	0	0	0	0	0	W	27-19
10/17	Seahawks	S	9	6	3	1.0	8.0	2	12	1	0	0	0	0	0	0	0	0	0	0	0	0	0	0	0	W	23-20+
10/31	at Browns	S	4	3	1	0.5	2.5	0	0	2	0	0	0	0	0	0	0	0	0	0	0	0	0	0	0	W	15-10
11/08	Bears	S	2	2	0	0.0	0.0	0	0	3	1	0	0	0	1	0	0	0	0	0	0	0	0	0	0	W	29-27
11/14	Lions	S	5	3	2	2.0	18.0	2	18	2	0	0	0	0	0	0	0	0	0	0	0	0	0	0	0	T	16-16
11/21	at Chargers	S	2	2	0	0.0	0.0	0	0	0	0	0	0	0	1	0	0	0	0	0	0	0	0	0	0	L	37-41
11/28	at Bengals	S	8	3	5	1.0	6.0	1	6	1	0	0	0	0	0	0	0	0	0	0	0	0	0	0	0	L	10-41
12/05	Ravens	S	4	3	1	1.0	3.0	2	5	1	0	0	0	0	0	0	0	0	0	0	0	0	0	0	0	W	20-19
12/09	at Vikings	S	6	3	3	0.0	0.0	1	2	0	0	0	0	0	0	0	0	0	0	0	0	0	0	0	0	L	28-36
12/19	Titans	S	6	2	4	0.5	5.0	0	0	1	0	0	0	0	0	0	0	0	0	0	0	0	0	0	0	W	19-13
12/26	at Chiefs	S	6	3	3	1.0	4.0	1	4	1	0	0	0	0	0	0	0	0	0	0	0	0	0	0	0	L	10-36
01/03	Browns	S	4	4	0	1.0	1.0	1	1	2	0	0	0	0	2	0	0	0	0	0	0	0	0	0	0	W	26-14
01/09	at Ravens	S	6	5	1	1.0	2.0	2	3	1	0	0	0	0	0	0	0	0	0	0	0	0	0	0	0	W	16-13+
2021 TOTALS		17-17	89	53	36	10.0	55.5	15	58	17	1	0	0	0	9	1	1	0	0	0	0	0	0	0	0	9-7-1	

+ - Overtime

2019 GAME-BY-GAME REGULAR-SEASON STATISTICS (STEELERS)

DATE	OPPONENT	P/S	TACKLES							INTERCEPTIONS				O. FUMB			ST			MISC		W/L	SCORE				
			TK	S	A	SK	YDS	TFL	YDS	QBH	NO	YDS	LG	TD	PD	FF	FR	TD	YDS	TK	S			A	FF	FR	S
09/08	at Patriots	S	7	3	4	0.0	0.0	0	0	0	0	0	0	0	0	0	0	0	0	0	0	0	0	0	0	L	3-33
09/15	Seahawks	S	3	3	0	0.0	0.0	1	0	0	0	0	0	0	1	0	0	0	0	0	0	0	0	0	0	L	26-28
09/22	at 49ers	S	5	4	1	0.0	0.0	1	1	0	0	0	0	0	0	0	0	0	0	0	0	0	0	0	0	L	20-24
09/30	Bengals	S	6	4	2	2.5	23.0	1	11	3	0	0	0	0	0	1	0	0	0	0	0	0	0	0	0	W	27-3
10/06	Ravens	S	4	4	0	1.0	3.0	1	3	2	0	0	0	0	0	0	0	0	0	0	0	0	0	0	0	L	23-26+
10/13	at Chargers	S	3	2	1	0.0	0.0	0	0	0	0	0	0	0	0	0	0	0	0	0	0	0	0	0	0	W	24-17
10/28	Dolphins	S	6	3	3	1.0	4.0	1	4	2	0	0	0	0	1	0	0	0	0	0	0	0	0	0	0	W	27-14
11/03	Colts	S	6	4	2	0.0	0.0	0	0	1	0	0	0	0	0	0	0	0	0	0	0	0	0	0	0	W	26-24
11/10	Rams	S	3	2	1	1.0	10.0	1	10	3	0	0	0	0	2	0	0	0	0	0	0	0	0	0	0	W	17-12
11/14	at Browns	S	6	5	1	0.0	0.0	1	1	1	0	0	0	0	0	0	0	0	0	0	0	0	0	0	0	L	7-21
11/24	at Bengals	S	6	2	4	1.0	8.0	1	8	5	0	0	0	0	0	0	0	0	0	0	0	0	0	0	0	W	16-10
12/01	Browns	S	6	3	3	0.5	1.0	1	3	1	0	0	0	0	0	1	0	0	0	0	0	0	0	0	0	W	20-13
12/08	at Cardinals	S	3	2	1	1.0	5.0	1	5	1	0	0	0	0	0	0	0	0	0	0	0	0	0	0	0	W	23-17
12/15	Bills	S	9	5	4	0.0	0.0	0	0	1	0	0	0	0	1	0	0	0	0	0	0	0	0	0	0	L	10-17
12/22	at Jets	S	6	2	4	0.0	0.0	0	0	1	0	0	0	0	0	0	0	0	0	0	0	0	0	0	0	L	10-16
12/29	at Ravens	S	4	3	1	1.0	7.0	1	7	2	0	0	0	0	1	0	0	0	0	0	0	0	0	0	0	L	10-28
2019 TOTALS		16-16	83	51	32	9.0	61.0	11	53	23	0	0	0	0	6	1	1	0	0	0	0	0	0	0	0	8-8	

+ - Overtime

2018 GAME-BY-GAME REGULAR-SEASON STATISTICS (STEELERS)

DATE	OPPONENT	P/S	TACKLES							INTERCEPTIONS				O. FUMB			ST			MISC		W/L	SCORE				
			TK	S	A	SK	YDS	TFL	YDS	QBH	NO	YDS	LG	TD	PD	FF	FR	TD	YDS	TK	S			A	FF	FR	S
09/09	at Browns	S	7	5	2	1.0	11.0	1	11	1	0	0	0	0	0	0	0	0	0	0	0	0	0	0	0	T	21-21
09/16	Chiefs	S	3	3	0	0.0	0.0	0	0	2	0	0	0	0	0	1	0	0	0	0	0	0	0	0	0	L	37-42
09/24	at Buccaneers	S	1	1	0	0.0	0.0	1	0	1	0	0	0	0	0	0	0	0	0	0	0	0	0	0	0	W	30-27
09/30	Ravens	S	5	2	3	0.0	0.0	0	0	0	0	0	0	0	0	0	0	0	0	0	0	0	0	0	0	L	14-26
10/07	Falcons	S	3	2	1	1.5	8.5	1	6	2	0	0	0	0	0	0	0	0	0	0	0	0	0	0	0	W	41-17
10/14	at Bengals	S	0	0	0	0.0	0.0	0	0	0	0	0	0	0	0	0	0	0	0	0	0	0	0	0	0	W	28-21
10/28	Browns	S	1	0	1	0.0	0.0	0	0	0	0	0	0	0	0	0	0	0	0	0	0	0	0	0	0	W	33-18
11/04	at Ravens	S	1	0	1	0.0	0.0	0	0	2	0	0	0	0	0	0	0	0	0	0	0	0	0	0	0	W	23-16
11/08	Panthers	S	3	2	1	2.0	15.0	2	15	2	0	0	0	0	0	0	0	0	0	0	0	0	0	0	0	W	52-21
11/18	at Jaguars	S	5	4	1	1.0	7.0	2	8	1	0	0	0	0	0	1	0	0	0	0	0	0	0	0	0	W	20-16
11/25	at Broncos	S	3	2	1	0.5	3.5	0	0	1	0	0	0	0	1	0	0	0	0	0	0	0	0	0	0	L	17-24
12/02	Chargers	S	4	1	3	0.0	0.0	1	0	2	0	0	0	0	1	0	0	0	0	0	0	0	0	0	0	L	30-33
12/09	at Raiders	S	6	4	2	0.0	0.0	0	0	0	0	0	0	0	0	0	0	0	0	0	0	0	0	0	0	L	21-24
12/16	Patriots	S	4	1	3	0.0	0.0	0	0	2	0	0	0	0	0	0	0	0	0	0	0	0	0	0	0	W	17-10
12/23	at Saints	S	3	0	3	0.0	0.0	0	0	0	0	0	0	0	1	0	0	0	0	0	0	0	0	0	0	L	28-31
12/30	Bengals	S	2	2	0	2.0	15.0	2	15	2	0	0	0	0	0	0	0	0	0	0	0	0	0	0	0	W	16-13
2018 TOTALS		16-16	51	29	22	8.0	60.0	10	55	18	0	0	0	0	3	1	1	0	0	0	0	0	0	0	0	9-6-1	

2017 GAME-BY-GAME REGULAR-SEASON STATISTICS (STEELERS)

DATE	OPPONENT	P/S	TACKLES							INTERCEPTIONS				O. FUMB			ST			MISC		W/L	SCORE										
			TK	S	A	SK	YDS	TFL	YDS	QBH	NO	YDS	LG	TD	PD	FF	FR	TD	YDS	TK	S			A	FF	FR	S	A					
09/10	at Browns	S	3	1	2	1.0	4.0	1	4	1	0	0	0	0	0	0	0	0	0	0	0	0	0	0	0	W	21-18						
09/17	Vikings	S	6	2	4	0.0	0.0	1	0	2	0	0	0	0	0	0	0	0	0	0	0	0	0	0	0	W	26-9						
09/24	at Bears	S	3	3	0	0.0	0.0	0	0	0	0	0	0	0	0	0	0	0	0	0	0	0	0	0	0	L	17-23+						
10/01	at Ravens	S	4	3	1	2.0	14.0	2	14	2	0	0	0	0	0	1	1	0	0	0	0	0	0	0	0	W	26-9						
10/08	Jaguars	S	2	1	1	0.0	0.0	0	0	1	0	0	0	0	0	0	0	0	0	0	0	0	0	0	0	L	9-30						
10/15	at Chiefs	S	2	2	0	0.0	0.0	0	0	1	0	0	0	0	0	0	0	0	0	0	0	0	0	0	0	W	19-13						
10/22	Bengals	S	4	4	0	1.0	1.0	2	1	1	0	0	0	0	0	0	0	0	0	0	0	0	0	0	0	W	29-14						
10/29	at Lions	S	3	3	0	1.0	11.0	2	12	2	0	0	0	0	0	0	0	0	0	0	0	0	0	0	0	W	20-15						
11/12	at Colts	S	2	1	1	0.0	0.0	0	0	2	0	0	0	0	0	0	0	0	0	0	0	0	0	0	0	W	20-17						
11/16	Titans	S	3	2	1	2.0	23.0	2	23	3	0	0	0	0	0	0	0	0	0	0	0	0	0	0	0	W	40-17						
11/26	Packers	S	6	3	3	2.0	7.0	2	7	3	0	0	0	0	0	0	0	0	0	0	0	0	0	0	0	W	31-28						
12/04	at Bengals	S	1	1	0	0.0	0.0	1	1	0	0	0	0	0	1	0	0	0	0	0	0	0	0	0	0	W	23-20						
12/10	Ravens	S	1	0	1	0.0	0.0	0	0	0	0	0	0	1	0	0	0	0	0	0	0	0	0	0	0	W	39-38						
12/17	Patriots	S	1	1	0	1.0	8.0	1	8	2	0	0	0	0	1	0	0	0	0	0	0	0	0	0	0	L	24-27						
12/25	at Texans	S	4	3	1	2.0	3.0	2	8	2	0	0	0	0	1	0	0	0	0	0	0	0	0	0	0	W	34-6						
12/31	Browns	S									INACTIVE																					W	28-24
2017 TOTALS		15-15	45	30	15	12.0	71.0	16	78	22	0	0	0	0	3	2	1	0	0	0	0	0	0	0	0	13-3							

+ - Overtime

2016 GAME-BY-GAME REGULAR-SEASON STATISTICS (STEELERS)

DATE	OPPONENT	P/S	TACKLES							INTERCEPTIONS				O. FUMB			ST			MISC		W/L	SCORE																				
			TK	S	A	SK	YDS	TFL	YDS	QBH	NO	YDS	LG	TD	PD	FF	FR	TD	YDS	TK	S			A	FF	FR	S	A															
09/12	at Redskins	S	2	1	1	0.0	0.0	0	0	0	0	0	0	0	0	0	0	0	0	0	0	0	0	0	0	W	38-16																
09/18	Bengals	S	2	2	0	0.0	0.0	0	0	0	0	0	0	0	2	0	1	0	1	0	0	0	0	0	0	0	W	24-16															
09/25	at Eagles	S	5	4	1	0.0	0.0	0	0	0	0	0	0	0	0	0	0	0	0	0	0	0	0	0	0	L	3-34																
10/02	Chiefs	S	7	7	0	3.0	16.0	3	16	3	0	0	0	0	2	0	0	0	0	0	0	0	0	0	0	W	43-14																
10/09	Jets	S	1	1	0	0.0	0.0	0	0	1	0	0	0	0	0	0	0	0	0	0	0	0	0	0	0	W	31-13																
10/16	at Dolphins		ON INACTIVE LIST																																						L	15-30	
10/23	Patriots		INACTIVE																																							L	16-27
11/06	at Ravens	S	2	1	1	0.0	0.0	1	2	1	0	0	0	0	0	0	0	0	0	0	0	0	0	0	0	L	14-21																
11/13	Cowboys	S	2	1	1	0.0	0.0	0	0	0	0	0	0	0	0	0	0	0	0	0	0	0	0	0	0	L	30-35																
2016 TOTALS		7-7	21	17	4	3.0	16.0	4	18	5	0	0	0	0	4	0	1	0	1	0	0	0	0	0	0	4-5																	

2015 GAME-BY-GAME REGULAR-SEASON STATISTICS (STEELERS)

DATE	OPPONENT	P/S	TACKLES							INTERCEPTIONS				O. FUMB			ST			MISC		W/L	SCORE				
			TK	S	A	SK	YDS	TFL	YDS	QBH	NO	YDS	LG	TD	PD	FF	FR	TD	YDS	TK	S			A	FF	FR	S
09/10	at Patriots	S	4	1	3	0.0	0.0	0	0	0	0	0	0	0	0	0	0	0	0	0	0	0	0	0	0	L	21-28
09/20	49ers	S	5	5	0	1.0	7.0	2	11	1	0	0	0	0	0	0	0	0	0	0	0	0	0	0	0	W	43-18
09/27	at Rams	S	1	0	1	0.0	0.0	0	0	0	0	0	0	0	0	0	0	0	0	0	0	0	0	0	0	W	12-6
10/01	Ravens	S	7	7	0	1.0	0.0	2	15	1	0	0	0	0	0	1	0	0	0	0	0	0	0	0	0	L	20-23+
10/12	at Chargers	S	1	1	0	0.0	0.0	0	0	2	0	0	0	0	0	0	0	0	0	0	0	0	0	0	0	W	24-20
10/18	Cardinals	S	2	2	0	0.0	0.0	2	5	2	0	0	0	0	0	0	0	0	0	0	0	0	0	0	0	W	25-13
10/25	at Chiefs	S	4	3	1	1.0	5.0	1	5	1	0	0	0	0	0	0	0	0	0	0	0	0	0	0	0	L	13-23
11/01	Bengals	S	3	1	2	0.0	0.0	1	1	0	0	0	0	1	0	0	0	0	0	0	0	0	0	0	0	L	10-16
11/08	Raiders	S	8	6	2	0.0	0.0	1	0	0	0	0	0	0	0	0	0	0	0	0	0	0	0	0	0	W	38-35
11/15	Browns	S	3	2	1	1.0	3.0	2	8	1	0	0	0	0	0	0	0	0	0	0	0	0	0	0	0	W	30-9
11/29	at Seahawks	S	3	1	2	1.0	8.0	1	8	2	0	0	0	0	0	0	0	0	0	0	0	0	0	0	0	L	30-39
12/06	Colts	S	2	1	1	0.0	0.0	0	0	0	0	0	0	0	0	0	0	0	0	0	0	0	0	0	0	W	45-10
12/13	at Bengals	S	2	2	0	1.0	4.0	1	4	1	0	0	0	1	0	0	0	0	0	0	0	0	0	0	0	W	33-20
12/20	Broncos	S	2	1	1	1.0	8.0	1	8	2	0	0	0	0	0	0	0	0	0	0	0	0	0	0	0	W	34-27
12/27	at Ravens	S	6	5	1	0.0	0.0	1	4	0	0	0	0	0	0	0	0	0	0	0	0	0	0	0	0	L	17-20
01/03	at Browns	S	1	1	0	0.0	0.0	0	0	0	0	0	0	0	0	0	0	0	0	0	0	0	0	0	0	W	28-12
2015 TOTALS		16-16	54	39	15	7.0	35.0	15	69	13	0	0	0	0	2	1	0	0	0	0	0	0	0	0	0	10-6	

+ - Overtime

2014 GAME-BY-GAME REGULAR-SEASON STATISTICS (STEELERS)

DATE	OPPONENT	P/S	TACKLES							INTERCEPTIONS				O. FUMB			ST			MISC		W/L	SCORE				
			TK	S	A	SK	YDS	TFL	YDS	QBH	NO	YDS	LG	TD	PD	FF	FR	TD	YDS	TK	S			A	FF	FR	S
09/07	Browns	S	4	3	1	1.0	6.0	2	8	1	0	0	0	0	0	0	0	0	0	0	0	0	0	0	0	W	30-27
09/11	at Ravens	S	7	2	5	0.0	0.0	0	0	0	0	0	0	0	0	0	0	0	0	0	0	0	0	0	0	L	6-26
09/21	at Panthers	S	1	1	0	0.0	0.0	0	0	2	0	0	0	0	0	0	0	0	0	0	0	0	0	0	0	W	37-19
09/28	Buccaneers	S	2	2	0	1.0	15.0	2	19	1	0	0	0	0	0	0	0	0	0	0	0	0	0	0	0	L	24-27
10/05	at Jaguars	S	1	0	1	0.0	0.0	0	0	0	0	0	0	0	0	0	0	0	0	0	0	0	0	0	0	W	17-9
10/12	at Browns	S	4	2	2	1.0	7.0	1	7	1	0	0	0	0	0	0	0	0	0	0	0	0	0	0	0	L	10-31
10/20	Texans	S	3	3	0	0.0	0.0	0	0	0	0	0	0	0	0	0	0	0	0	0	0	0	0	0	0	W	30-23
10/26	Colts	S	0	0	0	0.0	0.0	0	0	0	0	0	0	1	0	0	0	0	0	0	0	0	0	0	0	W	51-34
11/02	Ravens	S	2	2	0	0.0	0.0	1	2	1	0	0	0	0	0	0	0	0	0	0	0	0	0	0	0	W	43-23
11/09	at Jets	S	6	4	2	1.0	0.0	1	0	2	0	0	0	0	0	0	0	0	0	0	0	0	0	0	0	L	13-20
11/17	at Titans	S	2	1	1	0.0	0.0	0	0	1	0	0	0	0	0	0	0	0	0	0	0	0	0	0	0	W	27-24
11/30	Saints	S	4	3	1	0.0	0.0	1	4	1	0	0	0	1	0	0	0	0	0	0	0	0	0	0	0	L	32-35
12/07	at Bengals	S	4	1	3	1.0	2.0	1	0	1	0	0	0	0	0	0	0	0	0	0	0	0	0	0	0	W	42-21
12/14	at Falcons	S	2	1	1	0.0	0.0	0	0	1	0	0	0	1	0	0	0	0	0	0	0	0	0	0	0	W	27-20
12/21	Chiefs	S	4	2	2	1.5	10.0																				

2013 GAME-BY-GAME REGULAR-SEASON STATISTICS (STEELERS)

DATE	OPPONENT	P/S	TACKLES							INTERCEPTIONS				O. FUMB			ST				MISC		W/L	SCORE			
			TK	S	A	SK	YDS	TFL	YDS	QBH	NO	YDS	LG	TD	PD	FF	FR	TD	YDS	TK	S	A			FF	FR	S
09/08	Titans	P	1	1	0	0.0	0.0	0	0	0	0	0	0	0	0	0	0	0	0	0	0	0	0	0	0	L	9-16
09/16	at Bengals	P	0	0	0	0.0	0.0	0	0	2	0	0	0	0	1	0	0	0	0	0	0	0	0	0	0	L	10-20
09/22	Bears	S	1	1	0	0.0	0.0	0	0	0	0	0	0	0	0	0	0	0	0	0	0	0	0	0	L	23-40	
09/29	at Vikings	P	0	0	0	0.0	0.0	0	0	0	0	0	0	1	0	0	0	0	0	0	0	0	0	0	L	27-34	
10/13	at Jets	S	2	1	1	0.0	0.0	0	0	1	0	0	0	0	0	0	0	0	0	0	0	0	0	0	W	19-6	
10/20	Ravens	S	1	1	0	0.0	0.0	0	0	0	0	0	0	0	0	0	0	0	0	0	0	0	0	0	W	19-16	
10/27	at Raiders	S	6	3	3	0.0	0.0	0	0	0	0	0	0	1	0	0	0	0	0	0	0	0	0	0	L	18-21	
11/03	at Patriots	S	5	2	3	1.0	8.0	1	8	2	0	0	0	0	0	0	0	0	0	0	0	0	0	0	L	31-55	
11/10	Bills	S	6	5	1	0.0	11.0	1	11	1	0	0	0	0	0	0	0	0	0	0	0	0	0	0	W	23-10	
11/17	Lions	S	6	5	1	0.0	0.0	0	0	0	0	0	0	0	2	0	0	0	0	0	0	0	0	0	W	37-27	
11/24	at Browns	S	2	1	1	1.0	7.0	1	7	1	0	0	0	0	0	1	0	8	0	0	0	0	0	0	W	27-11	
11/28	at Ravens	S	7	2	5	0.0	0.0	1	8	0	0	0	0	0	0	0	0	0	0	0	0	0	0	0	L	20-22	
12/08	Dolphins	S	10	7	3	1.0	8.0	1	8	1	0	0	0	1	0	0	0	0	0	0	0	0	0	0	L	28-34	
12/15	Bengals	S	3	1	2	0.0	0.0	0	0	0	0	0	0	0	0	0	0	0	0	0	0	0	0	0	W	30-20	
12/22	at Packers	S	6	3	3	0.0	0.0	0	0	0	0	0	0	1	0	0	0	0	0	0	0	0	0	0	W	38-31	
12/29	Browns	S	3	2	1	1.0	7.0	2	9	2	0	0	0	0	0	0	0	0	0	0	0	0	0	0	W	20-7	
2013 TOTALS			16-13	59	35	24	5.0	41.0	7	51	10	0	0	0	0	7	0	1	0	8	0	0	0	0	0	8-8	

2012 GAME-BY-GAME REGULAR-SEASON STATISTICS (STEELERS)

DATE	OPPONENT	P/S	TACKLES							INTERCEPTIONS				O. FUMB			ST				MISC		W/L	SCORE		
			TK	S	A	SK	YDS	TFL	YDS	QBH	NO	YDS	LG	TD	PD	FF	FR	TD	YDS	TK	S	A			FF	FR
09/09	at Broncos	P	3	2	1	0.0	0.0	0	0	0	0	0	0	0	0	0	0	0	0	0	0	0	0	0	L	19-31
09/16	Jets	P	1	1	0	1.0	3.0	1	0	1	0	0	0	0	0	0	0	0	0	0	0	0	0	0	W	27-10
09/23	at Raiders	P	0	0	0	0.0	0.0	0	0	0	0	0	0	0	0	0	0	0	0	0	0	0	0	0	L	31-34
10/07	Eagles	P	0	0	0	0.0	0.0	0	0	0	0	0	0	0	0	0	0	0	0	0	0	0	0	0	W	16-14
10/11	at Titans	P	1	0	1	0.0	0.0	0	0	0	0	0	0	0	0	0	0	0	0	0	0	0	0	0	L	23-26
10/21	at Bengals	P	1	1	0	0.0	0.0	0	0	0	0	0	0	0	0	0	0	0	0	0	0	0	0	0	W	24-17
10/28	Redskins	P	3	2	1	0.0	0.0	0	0	0	0	0	0	0	0	0	0	0	0	0	0	0	0	0	W	27-12
11/04	at Giants	P	0	0	0	0.0	0.0	0	0	0	0	0	0	0	0	0	0	0	0	0	0	0	0	0	W	24-20
11/12	Chiefs	P	0	0	0	0.0	0.0	0	0	0	0	0	0	0	0	0	0	0	0	0	0	0	0	0	W	16-13+
11/18	Ravens	P	2	2	0	0.0	0.0	0	0	0	0	0	0	0	0	0	0	0	0	0	0	0	0	0	L	10-13
11/25	at Browns	P	1	1	0	0.0	0.0	0	0	0	0	0	0	0	0	0	0	0	0	0	0	0	0	0	L	14-20
12/02	at Ravens	P	0	0	0	0.0	0.0	0	0	0	0	0	0	0	0	0	0	0	0	0	0	0	0	0	W	23-20
12/09	Chargers	P	1	1	0	0.0	0.0	0	0	1	0	0	0	0	0	0	0	0	0	0	0	0	0	0	L	24-34
12/16	at Cowboys	P	1	1	0	0.0	0.0	0	0	0	0	0	0	0	0	0	0	0	0	0	0	0	0	0	L	24-27+
12/23	Bengals	P	2	1	1	0.0	0.0	1	0	0	0	0	0	0	0	0	0	0	0	0	0	0	0	0	L	10-13
12/30	Browns	P	4	1	3	0.5	2.0	0	0	1	0	0	0	0	0	0	0	0	0	0	0	0	0	0	W	24-10
2012 TOTALS			16-0	20	13	7	1.5	5.0	2	0	3	0	0	0	0	0	0	0	0	0	0	0	0	0	0	8-8

+ - Overtime

2011 GAME-BY-GAME REGULAR-SEASON STATISTICS (STEELERS)

DATE	OPPONENT	P/S	TACKLES							INTERCEPTIONS				O. FUMB			ST				MISC		W/L	SCORE		
			TK	S	A	SK	YDS	TFL	YDS	QBH	NO	YDS	LG	TD	PD	FF	FR	TD	YDS	TK	S	A			FF	FR
09/11	at Ravens	P	1	1	0	0.0	0.0	0	0	0	0	0	0	0	0	0	0	0	0	0	0	0	0	0	L	7-35
09/18	Seahawks	P	0	0	0	0.0	0.0	0	0	0	0	0	0	0	0	0	0	0	0	0	0	0	0	0	W	24-0
09/25	at Colts	P	0	0	0	0.0	0.0	0	0	0	0	0	0	0	0	0	0	0	0	0	0	0	0	0	W	23-20
10/02	at Texans	P	2	2	0	0.0	0.0	0	0	1	0	0	0	0	0	0	0	0	0	0	0	0	0	0	L	10-17
10/09	Titans	P	2	2	0	1.0	8.0	0	0	1	0	0	0	0	1	0	0	0	0	0	0	0	0	0	W	38-17
10/16	Jaguars	P	0	0	0	0.0	0.0	0	0	0	0	0	0	0	0	0	0	0	0	0	0	0	0	0	W	17-13
10/23	at Cardinals	P	0	0	0	0.0	0.0	0	0	0	0	0	0	0	0	0	0	0	0	0	0	0	0	0	W	32-20
10/30	Patriots	P	0	0	0	0.0	0.0	0	0	0	0	0	0	0	0	0	0	0	0	0	0	0	0	0	W	25-17
11/06	Ravens	P	0	0	0	0.0	0.0	0	0	0	0	0	0	0	0	0	0	0	0	0	0	0	0	0	L	20-23
11/13	at Bengals	P	0	0	0	0.0	0.0	0	0	0	0	0	0	0	0	0	0	0	0	0	0	0	0	0	W	24-17
11/27	at Chiefs	P	2	2	0	0.0	0.0	0	0	0	0	0	0	0	0	0	0	0	0	0	0	0	0	0	W	13-9
12/04	Bengals	P	1	0	1	0.0	0.0	0	0	0	0	0	0	0	0	0	0	0	0	0	0	0	0	0	W	35-7
12/08	Browns	P	0	0	0	0.0	0.0	0	0	1	0	0	0	0	0	0	0	0	0	0	0	0	0	0	W	14-3
12/19	at 49ers	P	0	0	0	0.0	0.0	0	0	0	0	0	0	1	0	0	0	0	0	0	0	0	0	0	L	3-20
12/24	Rams	P	3	3	0	0.0	0.0	0	0	0	0	0	0	0	0	0	0	0	0	0	0	0	0	0	W	27-0
01/01	at Browns	P	0	0	0	0.0	0.0	0	0	0	0	0	0	0	0	0	0	0	0	0	0	0	0	0	W	13-9
2011 TOTALS			16-0	11	10	1	1.0	8.0	0	0	3	0	0	0	0	1	1	0	0	0	0	0	0	0	0	12-4

2023 GAME-BY-GAME POSTSEASON STATISTICS (STEELERS)

DATE	OPPONENT	P/S	TACKLES							INTERCEPTIONS				O. FUMB			ST				MISC		W/L	SCORE		
			TK	S	A	SK	YDS	TFL	YDS	QBH	NO	YDS	LG	TD	PD	FF	FR	TD	YDS	TK	S	A			FF	FR
01/15	at Bills	S	6	4	2	0.0	0.0	1	2	0	0	0	0	0	0	0	0	0	0	0	0	0	0	0	L	17-31
2023 TOTALS			1-1	6	4	2	0.0	0.0	1	2	0	0	0	0	0	0	0	0	0	0	0	0	0	0	0	0-1



83

TIGHT END/FULLBACK

CONNOR HEYWARD

HEIGHT: 6-0
WEIGHT: 230
BORN: January 22, 1999
COLLEGE: Michigan State

BIRTHPLACE: Duluth, GA
HOW ACQUIRED: D6 '22
NFL EXPERIENCE: 2nd year

CONNOR HEYWARD'S NFL REGULAR SEASON RUSHING/RECEIVING STATISTICS

DATE	TEAM	GP	GS	RECEIVING				RUSHING					
				NO.	YDS.	AVG.	LG	TD	NO.	YDS.	AVG.	LG	TD
2022	Steelers	17	0	12	151	12.6	45	1	2	27	13.5	21	0
2023	Steelers	17	7	23	167	7.3	13	0	1	0	0.0	0	0
NFL TOTALS		34	7	35	318	9.1	45	1	3	27	9.0	21	0

CONNOR HEYWARD'S NFL POSTSEASON RUSHING/RECEIVING STATISTICS

DATE	TEAM	GP	GS	RECEIVING				RUSHING					
				NO.	YDS.	AVG.	LG	TD	NO.	YDS.	AVG.	LG	TD
2023	Steelers	1	0	1	5	5.0	5	0	0	0	0.0	0	0
NFL TOTALS		1	0	1	5	5.0	5	0	0	0	0.0	0	0

CONNOR HEYWARD'S NFL REGULAR SEASON RETURN STATISTICS

DATE	TEAM	RET.	KICKOFF RETURNS				PUNT RETURNS					
			YDS.	AVG.	LG	TD	NO.	FC	YDS.	AVG.	LG	TD
2022	Steelers	0	0	0.0	0	0	0	0	0	0.0	0	0
2023	Steelers	0	0	0.0	0	0	0	0	0	0.0	0	0
NFL TOTALS		0	0	0.0	0	0	0	0	0	0.0	0	0

CONNOR HEYWARD'S NFL POSTSEASON RETURN STATISTICS

DATE	TEAM	RET.	KICKOFF RETURNS				PUNT RETURNS					
			YDS.	AVG.	LG	TD	NO.	FC	YDS.	AVG.	LG	TD
2023	Steelers	0	0	0.0	0	0	0	0	0	0.0	0	0
NFL TOTALS		0	0	0.0	0	0	0	0	0	0.0	0	0

SINGLE-GAME HIGHS: RUSHING/RECEIVING

Longest Runs	21 vs. Las Vegas Raiders, Dec 24, 2022 6 vs. Cleveland Browns, Jan 08, 2023	Longest Receptions	45 vs. Tampa Bay Buccaneers, Oct 16, 2022 27 vs. Cleveland Browns, Jan 08, 2023
Receptions	5 vs. Jacksonville Jaguars, Oct 29, 2023 3 vs. Green Bay Packers, Nov 12, 2023 ...2 more at 3.	All-Purpose Yards	51 vs. Cleveland Browns, Jan 08, 2023 49 vs. Tampa Bay Buccaneers, Oct 16, 2022 2 at Philadelphia Eagles, Oct 30, 2022
Receiving Yards	49 vs. Tampa Bay Buccaneers, Oct 16, 2022 45 vs. Cleveland Browns, Jan 08, 2023	Special Teams Tackles	1 at Baltimore Ravens, Jan 01, 2023 ...6 more at 1.
Receiving Average	15.0 vs. Cleveland Browns, Jan 08, 2023 10.7 vs. Green Bay Packers, Nov 12, 2023	Most TDs	1 at Atlanta Falcons, Dec 04, 2022

SINGLE-GAME HIGHS - POSTSEASON: RECEIVING

Longest Receptions	5 at Buffalo Bills, Jan 15, 2024
--------------------	----------------------------------

2023 GAME-BY-GAME REGULAR-SEASON STATISTICS (STEELERS)

DATE	OPPONENT	P/S	RECEIVING					RUSHING					W/L	SCORE
			NO.	YDS.	AVG.	LG	TD	NO.	YDS.	AVG.	LG	TD		
09/10	49ers	P	2	19	9.5	11	0	0	0	0.0	0	0	L	7-30
09/18	Browns	P	0	0	0.0	0	0	0	0	0.0	0	0	W	26-22
09/24	at Raiders	P	0	0	0.0	0	0	1	0	0.0	0	0	W	23-18
10/01	at Texans	P	0	0	0.0	0	0	0	0	0.0	0	0	L	6-30
10/08	Ravens	P	3	23	7.7	12	0	0	0	0.0	0	0	W	17-10
10/22	at Rams	S	2	23	11.5	12	0	0	0	0.0	0	0	W	24-17
10/29	Jaguars	S	5	24	4.8	9	0	0	0	0.0	0	0	L	10-20
11/02	Titans	S	2	16	8.0	11	0	0	0	0.0	0	0	W	20-16
11/12	Packers	P	3	32	10.7	13	0	0	0	0.0	0	0	W	23-19
11/19	at Browns	P	0	0	0.0	0	0	0	0	0.0	0	0	L	10-13
11/26	at Bengals	P	2	11	5.5	10	0	0	0	0.0	0	0	W	16-10
12/03	Cardinals	P	0	0	0.0	0	0	0	0	0.0	0	0	L	10-24
12/07	Patriots	P	2	15	7.5	10	0	0	0	0.0	0	0	L	18-21
12/16	at Colts	S	0	0	0.0	0	0	0	0	0.0	0	0	L	13-30
12/23	Bengals	S	0	0	0.0	0	0	0	0	0.0	0	0	W	34-11
12/31	at Seahawks	S	0	0	0.0	0	0	0	0	0.0	0	0	W	30-23
01/06	at Ravens	S	2	4	2.0	2	0	0	0	0.0	0	0	W	17-10
2023 TOTALS		17-7	23	167	7.3	13	0	1	0	0.0	0	0	10-7	

2022 GAME-BY-GAME REGULAR-SEASON STATISTICS (STEELERS)

DATE	OPPONENT	P/S	RECEIVING					RUSHING					W/L	SCORE
			NO.	YDS.	AVG.	LG	TD	NO.	YDS.	AVG.	LG	TD		
09/11	at Bengals	P	0	0	0.0	0	0	0	0	0.0	0	0	W	23-20+
09/18	Patriots	P	0	0	0.0	0	0	0	0	0.0	0	0	L	14-17
09/22	at Browns	P	0	0	0.0	0	0	0	0	0.0	0	0	L	17-29
10/02	Jets	P	0	0	0.0	0	0	0	0	0.0	0	0	L	20-24
10/09	at Bills	P	2	12	6.0	7	0	0	0	0.0	0	0	L	3-38
10/16	Buccaneers	P	2	49	24.5	45	0	0	0	0.0	0	0	W	20-18
10/23	at Dolphins	P	1	6	6.0	6	0	0	0	0.0	0	0	L	10-16
10/30	at Eagles	P	0	0	0.0	0	0	0	0	0.0	0	0	L	13-35
11/13	Saints	P	2	9	4.5	8	0	0	0	0.0	0	0	W	20-10
11/20	Bengals	P	0	0	0.0	0	0	0	0	0.0	0	0	L	30-37
11/28	at Colts	P	0	0	0.0	0	0	0	0	0.0	0	0	W	24-17
12/04	at Falcons	P	1	17	17.0	17t	1	0	0	0.0	0	0	W	19-16
12/11	Ravens	P	1	13	13.0	13	0	0	0	0.0	0	0	L	14-16
12/18	at Panthers	P	0	0	0.0	0	0	0	0	0.0	0	0	W	24-16
12/24	Raiders	P	0	0	0.0	0	0	1	21	21.0	21	0	W	13-10
01/01	at Ravens	P	0	0	0.0	0	0	0	0	0.0	0	0	W	16-13
01/08	Browns	P	3	45	15.0	27	0	1	6	6.0	6	0	W	28-14
2022 TOTALS		17-0	12	151	12.6	45	1	2	27	13.5	21	0	9-8	

+ - Overtime

2023 GAME-BY-GAME POSTSEASON STATISTICS (STEELERS)

DATE	OPPONENT	P/S	RECEIVING					RUSHING					W/L	SCORE
			NO.	YDS.	AVG.	LG	TD	NO.	YDS.	AVG.	LG	TD		
01/15	at Bills	P	1	5	5.0	5	0	0	0	0.0	0	0	L	17-31
2023 TOTALS		1-0	1	5	5.0	5	0	0	0	0.0	0	0	0-1	



56

HEIGHT: 6-4
 WEIGHT: 242
 BORN: August 7, 1997
 COLLEGE: Charlotte

BIRTHPLACE: Wilmington, NC
 HOW ACQUIRED: D3 '20
 NFL EXPERIENCE: 4th year

LINEBACKER

ALEX HIGHSMITH

COMMUNITY

- ✦ Foundation supports development in physical and family involvement, athletic participation, academic support, social/emotional support, and family involvement
- ✦ Has hosted youth football camps during the past three off-season
- ✦ Donated backpacks and school supplies to Clairton Elementary school last season
- ✦ Serves on the Steelers Social Justice Committee and led one of the Social Justice Film Series nights

ALEX HIGHSMITH'S NFL REGULAR SEASON DEFENSIVE STATISTICS

DATE	TEAM	GP	GS	TACKLES					INTERCEPTIONS					O. FUMB			ST			MISC										
				TK	S	A	TFL	YDS	SK	YDS	QBH	NO	YDS	LG	TD	PD	FF	FR	TD	YDS	TK	S	A	FF	FR	S	A			
2020	Steelers	16	5	42	26	16	5	22	2.0	16.0	6	1	2	2	0	1	0	0	0	0	0	0	6	4	2	0	0	0	0	0
2021	Steelers	16	16	74	46	28	15	54	6.0	35.5	15	0	0	0	0	0	1	0	0	0	0	0	0	0	0	0	0	0	0	0
2022	Steelers	17	17	63	38	25	12	91	14.5	118.0	20	0	0	0	0	1	5	0	0	0	0	0	0	0	0	0	0	0	0	0
2023	Steelers	17	17	57	34	23	8	33	7.0	44.5	18	2	30	30t	1	3	2	0	0	0	0	0	0	0	0	0	0	0	0	0
NFL TOTALS		66	55	236	144	92	40	200	29.5	214.0	59	3	32	30T	1	5	8	0	0	0	0	0	6	4	2	0	0	0	0	0

ALEX HIGHSMITH'S NFL POSTSEASON DEFENSIVE STATISTICS

DATE	TEAM	GP	GS	TACKLES					INTERCEPTIONS					O. FUMB			ST			MISC										
				TK	S	A	TFL	YDS	SK	YDS	QBH	NO	YDS	LG	TD	PD	FF	FR	TD	YDS	TK	S	A	FF	FR	S	A			
2020	Steelers	1	1	2	1	1	0	0	0.0	0.0	0	0	0	0	0	0	0	0	0	0	0	0	0	0	0	0	0	0	0	
2021	Steelers	1	1	3	2	1	1	10	1.0	10.0	1	0	0	0	0	0	0	0	0	0	0	0	0	0	0	0	0	0	0	0
2023	Steelers	1	1	3	2	1	1	7	1.0	7.0	1	0	0	0	0	0	0	0	0	0	0	0	0	0	0	0	0	0	0	0
NFL TOTALS		3	3	8	5	3	2	17	2.0	17.0	2	0	0	0	0	0	0	0	0	0	0	0	0	0	0	0	0	0	0	0

SINGLE-GAME HIGHS: DEFENSIVE

- Total Tackles: 11 vs. Detroit Lions, Nov 14, 2021
- Tackles For Loss: 3 vs. Cleveland Browns, Jan 03, 2022
- 9 at Cincinnati Bengals, Sep 11, 2022
- 2 vs. Tennessee Titans, Nov 02, 2023
- ...1 more at 9.
- ...7 more at 2.
- Solo Tackles: 8 vs. Detroit Lions, Nov 14, 2021
- Interceptions: 1 vs. Cincinnati Bengals, Dec 23, 2023
- 7 vs. Cleveland Browns, Jan 03, 2022
- 1 vs. Cleveland Browns, Sep 18, 2023
- 3.0 at Cincinnati Bengals, Sep 11, 2022
- ...1 more at 1.
- Sacks: 2.5 vs. Cleveland Browns, Jan 08, 2023
- Interception Return Yards: 2 at Baltimore Ravens, Nov 01, 2020
- Passes Defensed: 1 vs. Cincinnati Bengals, Dec 23, 2023
- Special Teams Tackles: 3 vs. Cleveland Browns, Oct 18, 2020
- 1 vs. Green Bay Packers, Nov 12, 2023
- 1 vs. Indianapolis Colts, Dec 27, 2020
- ...3 more at 1.
- ...2 more at 1.
- Forced Fumbles: 1 vs. Baltimore Ravens, Oct 08, 2023
- 1 vs. Cleveland Browns, Sep 18, 2023
- ...6 more at 1.

SINGLE-GAME HIGHS - POSTSEASON: DEFENSIVE

- Total Tackles: 3 at Buffalo Bills, Jan 15, 2024
- Sacks: 1.0 at Buffalo Bills, Jan 15, 2024
- 3 at Kansas City Chiefs, Jan 16, 2022
- 1.0 at Kansas City Chiefs, Jan 16, 2022
- 2 vs. Cleveland Browns, Jan 10, 2021
- Tackles For Loss: 1 at Buffalo Bills, Jan 15, 2024
- 2 at Buffalo Bills, Jan 15, 2024
- 1 at Kansas City Chiefs, Jan 16, 2022
- 2 at Kansas City Chiefs, Jan 16, 2022
- 1 vs. Cleveland Browns, Jan 10, 2021

2023 GAME-BY-GAME REGULAR-SEASON STATISTICS (STEELERS)

DATE	OPPONENT	P/S	TACKLES							INTERCEPTIONS				O. FUMB			ST			MISC		W/L	SCORE			
			TK	S	A	SK	YDS	TFL	YDS	QBH	NO	YDS	LG	TD	PD	FF	FR	TD	YDS	TK	S			A	FF	FR
09/10	49ers	S	7	4	3	0.0	0.0	1	1	0	0	0	0	0	0	0	0	0	0	0	0	0	0	0	L	7-30
09/18	Browns	S	7	5	2	1.0	4.0	1	0	2	1	30	30	1	1	0	0	0	0	0	0	0	0	0	W	26-22
09/24	at Raiders	S	3	0	0	0.0	0.0	0	0	2	0	0	0	0	0	0	0	0	0	0	0	0	0	0	W	23-18
10/01	at Texans	S	3	0	3	0.0	0.0	0	0	3	0	0	0	0	0	0	0	0	0	0	0	0	0	0	L	6-30
10/08	Ravens	S	2	1	1	1.0	8.0	0	0	0	0	0	0	0	0	1	0	0	0	0	0	0	0	0	W	17-10
10/22	at Rams	S	2	2	0	0.0	0.0	0	0	0	0	0	0	0	0	0	0	0	0	0	0	0	0	0	W	24-17
10/29	Jaguars	S	4	3	1	0.5	3.5	1	4	1	0	0	0	0	0	0	0	0	0	0	0	0	0	0	L	10-20
11/02	Titans	S	4	2	2	2.0	12.0	2	12	5	0	0	0	0	0	0	0	0	0	0	0	0	0	0	W	20-16
11/12	Packers	S	3	1	2	0.0	0.0	0	0	1	0	0	0	0	0	1	0	0	0	0	0	0	0	0	W	23-19
11/19	at Browns	S	6	2	4	0.0	0.0	0	0	0	0	0	0	0	0	0	0	0	0	0	0	0	0	0	L	10-13
11/26	at Bengals	S	1	0	1	0.0	0.0	0	0	0	0	0	0	0	0	0	0	0	0	0	0	0	0	0	W	16-10
12/03	Cardinals	S	8	5	3	1.5	10.0	2	9	2	0	0	0	0	0	0	0	0	0	0	0	0	0	0	L	10-24
12/07	Patriots	S	2	2	0	0.0	0.0	0	0	0	0	0	0	0	0	0	0	0	0	0	0	0	0	0	L	18-21
12/16	at Colts	S	4	4	0	0.0	0.0	0	0	0	0	0	0	0	0	0	0	0	0	0	0	0	0	0	L	13-30
12/23	Bengals	S	1	1	0	1.0	7.0	1	7	1	1	0	0	0	1	0	0	0	0	0	0	0	0	0	W	34-11
12/31	at Seahawks	S	0	0	0	0.0	0.0	0	0	1	0	0	0	0	0	0	0	0	0	0	0	0	0	0	W	30-23
01/06	at Ravens	S	3	2	1	0.0	0.0	0	0	0	0	0	0	0	0	0	0	0	0	0	0	0	0	0	W	17-10
2023 TOTALS		17-17	57	34	23	7.0	44.5	8	33	18	2	30	30	1	3	2	0	0	0	0	0	0	0	0	10-7	

2022 GAME-BY-GAME REGULAR-SEASON STATISTICS (STEELERS)

DATE	OPPONENT	P/S	TACKLES							INTERCEPTIONS				O. FUMB			ST			MISC		W/L	SCORE			
			TK	S	A	SK	YDS	TFL	YDS	QBH	NO	YDS	LG	TD	PD	FF	FR	TD	YDS	TK	S			A	FF	FR
09/11	at Bengals	S	9	6	3	3.0	23.0	2	14	4	0	0	0	0	0	1	0	0	0	0	0	0	0	0	W	23-20+
09/18	Patriots	S	3	2	1	0.0	0.0	0	0	1	0	0	0	0	0	0	0	0	0	0	0	0	0	0	L	14-17
09/22	at Browns	S	8	6	2	1.5	11.0	2	12	2	0	0	0	0	0	0	0	0	0	0	0	0	0	0	L	17-29
10/02	Jets	S	4	1	3	1.0	4.0	1	4	1	0	0	0	0	0	0	0	0	0	0	0	0	0	0	L	20-24
10/09	at Bills	S	1	1	0	0.0	0.0	1	4	0	0	0	0	0	0	0	0	0	0	0	0	0	0	0	L	3-38
10/16	Buccaneers	S	1	1	0	1.0	9.0	0	0	1	0	0	0	0	1	1	0	0	0	0	0	0	0	0	W	20-18
10/23	at Dolphins	S	1	0	1	0.0	0.0	0	0	0	0	0	0	0	0	0	0	0	0	0	0	0	0	0	L	10-16
10/30	at Eagles	S	4	2	2	0.0	0.0	1	10	0	0	0	0	0	0	0	0	0	0	0	0	0	0	0	L	13-35
11/13	Saints	S	5	3	2	2.0	17.0	1	8	1	0	0	0	0	0	1	0	0	0	0	0	0	0	0	W	20-10
11/20	Bengals	S	1	0	1	0.5	3.0	0	0	3	0	0	0	0	0	0	0	0	0	0	0	0	0	0	L	30-37
11/28	at Colts	S	6	4	2	1.0	7.0	0	0	2	0	0	0	0	0	1	0	0	0	0	0	0	0	0	W	24-17
12/04	at Falcons	S	1	1	0	0.0	0.0	0	0	0	0	0	0	0	0	0	0	0	0	0	0	0	0	0	W	19-16
12/11	Ravens	S	3	1	2	0.0	0.0	0	0	0	0	0	0	0	0	0	0	0	0	0	0	0	0	0	L	14-16
12/18	at Panthers	S	4	3	1	1.0	8.0	1	8	1	0	0	0	0	0	1	0	0	0	0	0	0	0	0	W	24-16
12/24	Raiders	S	1	1	0	1.0	13.0	1	13	1	0	0	0	0	0	0	0	0	0	0	0	0	0	0	W	13-10
01/01	at Ravens	S	3	0	3	0.0	0.0	0	0	0	0	0	0	0	0	0	0	0	0	0	0	0	0	0	W	16-13
01/08	Browns	S	8	6	2	2.5	23.0	2	18	3	0	0	0	0	0	0	0	0	0	0	0	0	0	0	W	28-14
2022 TOTALS		17-17	63	38	25	14.5	118.0	12	91	20	0	0	0	0	1	5	0	0	0	0	0	0	0	0	9-8	

+ - Overtime

2021 GAME-BY-GAME REGULAR-SEASON STATISTICS (STEELERS)

DATE	OPPONENT	P/S	TACKLES							INTERCEPTIONS				O. FUMB			ST			MISC		W/L	SCORE										
			TK	S	A	SK	YDS	TFL	YDS	QBH	NO	YDS	LG	TD	PD	FF	FR	TD	YDS	TK	S			A	FF	FR	S	A					
09/12	at Bills	S	4	3	1	0.0	0.0	0	0	0	0	0	0	0	0	0	0	0	0	0	0	0	0	0	W	23-16							
09/19	Raiders	S	4	3	1	0.0	0.0	1	4	0	0	0	0	0	0	0	0	0	0	0	0	0	0	0	L	17-26							
09/26	Bengals										ON INACTIVE LIST																					L	10-24
10/03	at Packers	S	5	2	3	0.0	0.0	0	0	0	0	0	0	0	0	0	0	0	0	0	0	0	0	0	0	L	17-27						
10/10	Broncos	S	1	1	0	0.0	0.0	0	0	0	0	0	0	0	0	0	0	0	0	0	0	0	0	0	W	27-19							
10/17	Seahawks	S	7	2	5	1.5	15.5	2	9	4	0	0	0	0	0	0	0	0	0	0	0	0	0	0	W	23-20+							
10/31	at Browns	S	4	1	3	0.0	0.0	1	1	0	0	0	0	0	0	0	0	0	0	0	0	0	0	0	W	15-10							
11/08	Bears	S	3	0	3	0.0	0.0	0	0	2	0	0	0	0	0	0	0	0	0	0	0	0	0	0	W	29-27							
11/14	Lions	S	11	8	3	0.0	0.0	2	9	1	0	0	0	0	0	0	0	0	0	0	0	0	0	0	T	16-16							
11/21	at Chargers	S	6	3	3	1.5	6.0	1	4	3	0	0	0	0	0	0	0	0	0	0	0	0	0	0	L	37-41							
11/28	at Bengals	S	5	3	2	0.0	0.0	2	8	0	0	0	0	0	0	0	0	0	0	0	0	0	0	0	L	10-41							
12/05	Ravens	S	3	3	0	0.0	0.0	2	3	0	0	0	0	0	0	0	0	0	0	0	0	0	0	0	W	20-19							
12/09	at Vikings	S	1	1	0	0.0	0.0	1	0	0	0	0	0	0	0	0	0	0	0	0	0	0	0	0	L	28-36							
12/19	Titans	S	4	4	0	0.0	0.0	0	0	1	0	0	0	0	0	0	0	0	0	0	0	0	0	0	W	19-13							
12/26	at Chiefs	S	5	2	3	1.0	0.0	0	0	1	0	0	0	0	0	1	0	0	0	0	0	0	0	0	L	10-36							
01/03	Browns	S	7	7	0	2.0	14.0	3	16	2	0	0	0	0	0	0	0	0	0	0	0	0	0	0	W	26-14							
01/09	at Ravens	S	4	3	1	0.0	0.0	0	0	1	0	0	0	0	0	0	0	0	0	0	0	0	0	0	W	16-13+							
2021 TOTALS		16-16	74	46	28	6.0	35.5	15	54	15	0	0	0	0	0	1	0	0	0	0	0	0	0	0	9-7-1								

+ - Overtime

2020 GAME-BY-GAME REGULAR-SEASON STATISTICS (STEELERS)

DATE	OPPONENT	P/S	TACKLES							INTERCEPTIONS					O. FUMB			ST				MISC		W/L	SCORE						
			TK	S	A	SK	YDS	TFL	YDS	QBH	NO	YDS	LG	TD	PD	FF	FR	TD	YDS	TK	S	A	FF			FR	S	A			
09/14	at Giants	P	1	1	0	0.0	0.0	0	0	0	0	0	0	0	0	0	0	0	0	0	0	0	0	0	0	W	26-16				
09/20	Broncos	P	0	0	0	0.0	0.0	0	0	0	0	0	0	0	0	0	0	0	0	0	0	0	0	0	0	W	26-21				
09/27	Texans	P	1	1	0	0.0	0.0	1	1	0	0	0	0	0	0	0	0	0	0	0	0	0	0	0	0	W	28-21				
10/11	Eagles	P	1	1	0	0.0	0.0	0	0	0	0	0	0	0	0	0	0	0	0	0	0	0	0	0	0	W	38-29				
10/18	Browns	P	0	0	0	0.0	0.0	0	0	0	0	0	0	0	0	0	0	0	0	0	0	0	0	0	0	W	38-7				
10/25	at Titans	P	4	3	1	0.0	0.0	0	0	0	0	0	0	0	0	0	0	0	0	0	0	0	0	0	0	W	27-24				
11/01	at Ravens	P	2	2	0	0.0	0.0	0	0	0	1	2	2	0	1	0	0	0	0	0	0	0	0	0	0	W	28-24				
11/08	at Cowboys	P	2	2	0	1.0	6.0	1	6	1	0	0	0	0	0	0	0	0	0	0	0	0	0	0	0	W	24-19				
11/15	Bengals	P	1	1	0	0.0	0.0	1	1	0	0	0	0	0	0	0	0	0	0	0	0	0	0	0	0	W	36-10				
11/22	at Jaguars	P	2	2	0	0.0	0.0	0	0	0	0	0	0	0	0	0	0	0	0	0	0	0	0	0	0	W	27-3				
12/02	Ravens	P	1	0	1	0.0	0.0	0	0	0	0	0	0	0	0	0	0	0	0	0	0	1	0	1	0	0	W	19-14			
12/07	Football Team	S	5	2	3	0.0	0.0	0	0	0	0	0	0	0	0	0	0	0	0	0	0	0	0	0	0	0	L	17-23			
12/13	at Bills	S	1	1	0	0.0	0.0	1	4	1	0	0	0	0	0	0	0	0	0	0	0	0	0	0	0	0	L	15-26			
12/21	at Bengals	S	5	3	2	0.0	0.0	0	0	1	0	0	0	0	0	0	0	0	0	0	0	0	0	0	0	0	L	17-27			
12/27	Colts	S	7	3	4	0.0	0.0	0	0	2	0	0	0	0	0	0	0	0	0	0	0	1	1	0	0	0	W	28-24			
01/03	at Browns	S	9	6	3	1.0	10.0	1	10	1	0	0	0	0	0	0	0	0	0	0	0	0	0	0	0	0	L	22-24			
2020 TOTALS			16-5	42	26	16	2.0	16.0	5	22	6	1	2	2	0	1	0	0	0	0	0	6	4	2	0	0	0	0	0	0	12-4

2023 GAME-BY-GAME POSTSEASON STATISTICS (STEELERS)

DATE	OPPONENT	P/S	TACKLES							INTERCEPTIONS					O. FUMB			ST				MISC		W/L	SCORE					
			TK	S	A	SK	YDS	TFL	YDS	QBH	NO	YDS	LG	TD	PD	FF	FR	TD	YDS	TK	S	A	FF			FR	S	A		
01/15	at Bills	S	3	2	1	1.0	7.0	1	7	1	0	0	0	0	0	0	0	0	0	0	0	0	0	0	0	0	0	L	17-31	
2023 TOTALS			1-1	3	2	1	1.0	7.0	1	7	1	0	0	0	0	0	0	0	0	0	0	0	0	0	0	0	0	0	0	0-1



48

HEIGHT: 6-0
 WEIGHT: 213
 BIRTHPLACE: Columbus, OH
 HOW ACQUIRED: FA '23
 BORN: September 10, 1994
 NFL EXPERIENCE: 4th year
 COLLEGE: Northwestern

RUNNING BACK
GODWIN IGWEBUIKE
(by ESPN)

GODWIN IGWEBUIKE'S NFL REGULAR SEASON RUSHING/RECEIVING STATISTICS

DATE	TEAM	GP	GS	RUSHING					RECEIVING				
				NO.	YDS.	AVG.	LG	TD	NO.	YDS.	AVG.	LG	TD
2018	Buccaneers	1	0	0	0	0.0	0	0	0	0	0.0	0	0
				Went from Tampa Bay to San Francisco.									
2018	49ers	5	0	0	0	0.0	0	0	0	0.0	0	0	0
2018	TOTAL	6	0	0	0	0.0	0	0	0	0.0	0	0	0
2021	Lions	17	1	18	118	6.6	42t	1	7	60	8.6	18	0
2022	Seahawks	5	0	3	4	1.3	4	0	1	3	3.0	3	0
2023	Falcons	2	0	0	0	0.0	0	0	0	0	0.0	0	0
				Went from Atlanta to Pittsburgh.									
2023	Steelers	0	0	0	0	0.0	0	0	0	0	0.0	0	0
2023	TOTAL	2	0	0	0	0.0	0	0	0	0	0.0	0	0
NFL TOTALS		30	1	21	122	5.8	42T	1	8	63	7.9	18	0

GODWIN IGWEBUIKE'S NFL POSTSEASON RUSHING/RECEIVING STATISTICS

DATE	TEAM	GP	GS	RUSHING					RECEIVING				
				NO.	YDS.	AVG.	LG	TD	NO.	YDS.	AVG.	LG	TD
2022	Seahawks	1	0	0	0	0.0	0	0	0	0	0.0	0	0
2023	Steelers	1	0	0	0	0.0	0	0	0	0	0.0	0	0
NFL TOTALS		2	0	0	0	0.0	0	0	0	0	0.0	0	0

GODWIN IGWEBUIKE'S NFL REGULAR SEASON RETURN STATISTICS

DATE	TEAM	RET.	KICKOFF RETURNS					PUNT RETURNS				
			YDS.	AVG.	LG	TD	NO.	FC	YDS.	AVG.	LG	TD
2018	Buccaneers	0	0	0.0	0	0	0	0	0	0.0	0	0
		Went from Tampa Bay to San Francisco.										
2018	49ers	0	0	0.0	0	0	0	0	0	0.0	0	0
2018	TOTAL	0	0	0.0	0	0	0	0	0	0.0	0	0
2021	Lions	28	697	24.9	47	0	0	0	0	0.0	0	0
2022	Seahawks	11	308	28.0	50	0	0	0	0	0.0	0	0
2023	Falcons	0	0	0.0	0	0	0	0	0	0.0	0	0
		Went from Atlanta to Pittsburgh.										
2023	Steelers	11	282	25.6	36	0	0	0	0	0.0	0	0
2023	TOTAL	11	282	25.6	36	0	0	0	0	0.0	0	0
NFL TOTALS		50	1,287	25.7	50	0	0	0	0	0.0	0	0

GODWIN IGWEBUIKE'S NFL POSTSEASON RETURN STATISTICS

DATE	TEAM	RET.	KICKOFF RETURNS					PUNT RETURNS				
			YDS.	AVG.	LG	TD	NO.	FC	YDS.	AVG.	LG	TD
2022	Seahawks	6	150	25.0	37	0	0	0	0	0.0	0	0
2023	Steelers	0	0	0.0	0	0	0	0	0	0.0	0	0
NFL TOTALS		6	150	25.0	37	0	0	0	0	0.0	0	0

GODWIN IGWEBUIKE'S NFL REGULAR SEASON DEFENSIVE STATISTICS

DATE	TEAM	GP	GS	TACKLES							INTERCEPTIONS				O. FUMB.				ST				MISC.					
				TK	S	A	TFL	YDS	SK	YDS	QBH	NO	YDS	LG	TD	PD	FF	FR	TD	YDS	TK	S	A	FF	FR	S	A	
2018	Buccaneers	1	0	0	0	0	0	0	0	0	0	0	0	0	0	0	0	0	0	1	0	1	0	0	0	0	0	
		Went from Tampa Bay to San Francisco.																										
2018	49ers	5	0	0	0	0	0	0	0	0	0	0	0	0	0	0	0	0	0	1	1	0	0	0	0	0	0	0
2018	TOTAL	6	0	0	0	0	0	0	0	0	0	0	0	0	0	0	0	0	0	2	1	1	0	0	0	0	0	0
2021	Lions	17	1	0	0	0	0	0	0	0	0	0	0	0	0	0	0	0	0	7	4	3	0	0	0	0	0	0
2022	Seahawks	5	0	0	0	0	0	0	0	0	0	0	0	0	0	0	0	0	0	3	1	2	0	0	0	0	0	0
2023	Falcons	2	0	0	0	0	0	0	0	0	0	0	0	0	0	0	0	0	0	0	0	0	0	0	0	0	0	0
		Went from Atlanta to Pittsburgh.																										
2023	Steelers	0	0	0	0	0	0	0	0	0	0	0	0	0	0	0	0	0	0	1	0	1	0	0	0	0	0	0
2023	TOTAL	2	0	0	0	0	0	0	0	0	0	0	0	0	0	0	0	0	0	1	0	1	0	0	0	0	0	0
NFL TOTALS		30	1	0	0	0	0	0	0	0	0	0	0	0	0	0	0	0	0	13	6	7	0	0	0	0	0	0

GODWIN IGWEBUIKE'S NFL POSTSEASON DEFENSIVE STATISTICS

DATE	TEAM	GP	GS	TACKLES						INTERCEPTIONS				O. FUMB				ST				MISC			
				TK	S	A	TFL	YDS	SK	YDS	QBH	NO	YDS	LG	TD	PD	FF	FR	TD	YDS	TK	S	A	FF	FR
2022	Seahawks	1	0	0	0	0	0	0	0.0	0.0	0	0	0	0	0	0	0	0	0	0	0	0	0	0	0
2023	Steelers	1	0	0	0	0	0	0.0	0.0	0	0	0	0	0	0	0	0	0	0	0	0	0	0	0	
NFL TOTALS		2	0	0	0	0	0	0.0	0.0	0	0	0	0	0	0	0	0	0	0	0	0	0	0	0	

SINGLE-GAME HIGHS: RUSHING/RECEIVING

Rush Attempts	8 at Denver Broncos, Dec 12, 2021 3 vs. New York Jets, Jan 01, 2023 ...1 more at 3.	Longest Receptions	18 vs. Philadelphia Eagles, Oct 31, 2021 17 vs. Philadelphia Eagles, Oct 31, 2021
Rushing Yards	56 at Pittsburgh Steelers, Nov 14, 2021 25 at Denver Broncos, Dec 12, 2021	All-Purpose Yards	184 vs. Philadelphia Eagles, Oct 31, 2021 178 at Pittsburgh Steelers, Nov 14, 2021
Rushing Average	3.1 at Denver Broncos, Dec 12, 2021	Kickoff Returns	5 at Pittsburgh Steelers, Nov 14, 2021 4 vs. Philadelphia Eagles, Oct 31, 2021 ...1 more at 4.
Longest Runs	42t at Pittsburgh Steelers, Nov 14, 2021 14 at Pittsburgh Steelers, Nov 14, 2021	Kickoff Return Yards	126 vs. Philadelphia Eagles, Oct 31, 2021 122 at Pittsburgh Steelers, Nov 14, 2021
Rushing TDs	1 at Pittsburgh Steelers, Nov 14, 2021	Longest Kickoff Return	50 vs. Carolina Panthers, Dec 11, 2022 48 at Kansas City Chiefs, Dec 24, 2022
Receptions	3 vs. Philadelphia Eagles, Oct 31, 2021 2 vs. Arizona Cardinals, Dec 19, 2021	Kickoff Return Average	34.7 vs. Carolina Panthers, Dec 11, 2022 31.5 vs. Philadelphia Eagles, Oct 31, 2021
Receiving Yards	40 vs. Philadelphia Eagles, Oct 31, 2021 13 vs. Minnesota Vikings, Dec 05, 2021	Special Teams Tackles	1 at Seattle Seahawks, Dec 31, 2023 1 vs. Los Angeles Rams, Jan 08, 2023 ...11 more at 1.
Receiving Average	13.3 vs. Philadelphia Eagles, Oct 31, 2021	Most TDs	1 at Pittsburgh Steelers, Nov 14, 2021

SINGLE-GAME HIGHS - POSTSEASON: RUSHING/RECEIVING

All-Purpose Yards	150 at San Francisco 49ers, Jan 14, 2023	Longest Kickoff Return	37 at San Francisco 49ers, Jan 14, 2023
Kickoff Returns	6 at San Francisco 49ers, Jan 14, 2023		27 at San Francisco 49ers, Jan 14, 2023
Kickoff Return Yards	150 at San Francisco 49ers, Jan 14, 2023		25 at San Francisco 49ers, Jan 14, 2023 22 at San Francisco 49ers, Jan 14, 2023 20 at San Francisco 49ers, Jan 14, 2023
		Kickoff Return Average	25.0 at San Francisco 49ers, Jan 14, 2023

SINGLE-GAME HIGHS: DEFENSIVE

Special Teams Tackles	1 at Seattle Seahawks, Dec 31, 2023 1 vs. Los Angeles Rams, Jan 08, 2023 ...11 more at 1.
-----------------------	---

2023 GAME-BY-GAME REGULAR-SEASON STATISTICS (FALCONS/STEELERS)

DATE	OPPONENT	P/S	RUSHING						RECEIVING						W/L	SCORE
			NO.	YDS.	AVG.	LG	TD	NO.	YDS.	AVG.	LG	TD				
09/10	Panthers	P	0	0	0.0	0	0	0	0	0.0	0	0	0	0	W	24-10
09/17	Packers						PRACTICE SQUAD							0	W	25-24
09/24	at Lions						PRACTICE SQUAD							0	L	6-20
10/01	at Jaguars						PRACTICE SQUAD							0	L	7-23
10/08	Texans						PRACTICE SQUAD							0	W	21-19
10/15	Commanders						PRACTICE SQUAD							0	L	16-24
10/22	at Buccaneers						PRACTICE SQUAD							0	W	16-13
10/29	at Titans						PRACTICE SQUAD							0	L	23-28
11/05	Vikings						PRACTICE SQUAD							0	L	28-31
11/12	at Cardinals						PRACTICE SQUAD							0	L	23-25
11/19	at Browns						Went from Falcons to Steelers . ON INACTIVE LIST							0	L	10-13
11/26	Saints						Went from Steelers to Falcons . PRACTICE SQUAD							0	W	24-15
12/03	at Jets						PRACTICE SQUAD							0	W	13-8
12/10	Buccaneers						PRACTICE SQUAD							0	L	25-29
12/17	at Panthers						PRACTICE SQUAD							0	L	7-9
12/24	Colts						PRACTICE SQUAD							0	W	29-10
12/31	at Bears						PRACTICE SQUAD							0	L	17-37
01/07	at Saints						PRACTICE SQUAD							0	L	17-48
2023 TOTALS		1-0	0	0	0.0	0	0	0	0	0.0	0	0	0	0	7-11	

2022 GAME-BY-GAME REGULAR-SEASON STATISTICS (SEAHAWKS)

DATE	OPPONENT	P/S	RUSHING					RECEIVING					W/L	SCORE
			NO.	YDS.	AVG.	LG	TD	NO.	YDS.	AVG.	LG	TD		
09/12	Broncos												W	17-16
09/18	at 49ers												L	7-27
09/25	Falcons												L	23-27
10/02	at Lions												W	48-45
10/09	at Saints												L	32-39
10/16	Cardinals												W	19-9
10/23	at Chargers												W	37-23
10/30	Giants												W	27-13
11/06	at Cardinals												W	31-21
11/13	at Buccaneers												L	16-21
11/27	Raiders												L	34-40
12/04	at Rams												W	27-23
12/11	Panthers	P	0	0	0.0	0	0	0	0	0.0	0	0	L	24-30
12/15	49ers	P	0	0	0.0	0	0	0	0	0.0	0	0	L	13-21
12/24	at Chiefs												L	10-24
01/01	Jets	P	3	4	1.3	4	0	1	3	3.0	3	0	W	23-6
01/08	Rams	P	0	0	0.0	0	0	0	0	0.0	0	0	W	19-16+
2022 TOTALS		4-0	3	4	1.3	4	0	1	3	3.0	3	0	9-8	

+ - Overtime

2021 GAME-BY-GAME REGULAR-SEASON STATISTICS (LIONS)

DATE	OPPONENT	P/S	RUSHING					RECEIVING					W/L/T	SCORE
			NO.	YDS.	AVG.	LG	TD	NO.	YDS.	AVG.	LG	TD		
09/12	49ers	P	0	0	0.0	0	0	0	0	0.0	0	0	L	33-41
09/20	at Packers	P	0	0	0.0	0	0	0	0	0.0	0	0	L	17-35
09/26	Ravens	P	0	0	0.0	0	0	0	0	0.0	0	0	L	17-19
10/03	at Bears	P	0	0	0.0	0	0	0	0	0.0	0	0	L	14-24
10/10	at Vikings	P	0	0	0.0	0	0	0	0	0.0	0	0	L	17-19
10/17	Bengals	P	0	0	0.0	0	0	0	0	0.0	0	0	L	11-34
10/24	at Rams	P	0	0	0.0	0	0	0	0	0.0	0	0	L	19-28
10/31	Eagles	P	3	18	6.0	9	0	3	40	13.3	18	0	L	6-44
11/14	at Steelers	P	2	56	28.0	42t	1	0	0	0.0	0	0	T	16-16
11/21	at Browns	P	0	0	0.0	0	0	1	-4	-4.0	-4	0	L	10-13
11/25	Bears	P	1	11	11.0	11	0	0	0	0.0	0	0	L	14-16
12/05	Vikings	P	2	8	4.0	6	0	1	13	13.0	13	0	W	29-27
12/12	at Broncos	S	8	25	3.1	6	0	0	0	0.0	0	0	L	10-38
12/19	Cardinals	P	2	0	0.0	0	0	2	11	5.5	13	0	W	30-12
12/26	at Falcons	P	0	0	0.0	0	0	0	0	0.0	0	0	L	16-20
01/02	at Seahawks	P	0	0	0.0	0	0	0	0	0.0	0	0	L	29-51
01/09	Packers	P	0	0	0.0	0	0	0	0	0.0	0	0	W	37-30
2021 TOTALS		17-1	18	118	6.6	42T	1	7	60	8.6	18	0	3-13-1	

2020 GAME-BY-GAME REGULAR-SEASON STATISTICS (JETS)

DATE	OPPONENT	P/S	RUSHING					RECEIVING					W/L	SCORE
			NO.	YDS.	AVG.	LG	TD	NO.	YDS.	AVG.	LG	TD		
09/13	at Bills												L	17-27
09/20	49ers												L	13-31
09/27	at Colts												L	7-36
10/01	Broncos												L	28-37
10/11	Cardinals												L	10-30
10/18	at Dolphins												L	0-24
10/25	Bills												L	10-18
11/01	at Chiefs												L	9-35
11/09	Patriots												L	27-30
11/22	at Chargers												L	28-34
11/29	Dolphins												L	3-20
12/06	Raiders												L	28-31
12/13	at Seahawks												L	3-40
12/20	at Rams												W	23-20
12/27	Browns												W	23-16
01/03	at Patriots												L	14-28
2020 TOTALS		0-0	0	0	0.0	0	0	0	0	0.0	0	0	2-14	

2023 GAME-BY-GAME REGULAR-SEASON STATISTICS (FALCONS/STEELERS)

DATE	OPPONENT	P/S	TACKLES						INTERCEPTIONS				O. FUMB			ST			MISC		W/L	SCORE					
			TK	S	A	SK	YDS	TFL	YDS	QBH	NO	YDS	LG	TD	PD	FF	FR	TD	YDS	TK			S	A	FF	FR	S
09/10	Panthers	P	0	0	0	0.0	0.0	0	0	0	0	0	0	0	0	0	0	0	0	0	0	0	0	0	0	W	24-10
09/17	Packers												PRACTICE SQUAD													L	25-24
09/24	at Lions												PRACTICE SQUAD													L	6-20
10/01	at Jaguars												PRACTICE SQUAD													L	7-23
10/08	Texans												PRACTICE SQUAD													W	21-19
10/15	Commanders												PRACTICE SQUAD													L	16-24
10/22	at Buccaneers												PRACTICE SQUAD													W	16-13
10/29	at Titans												PRACTICE SQUAD													L	23-28
11/05	Vikings												PRACTICE SQUAD													L	28-31
11/12	at Cardinals												PRACTICE SQUAD													L	23-25
11/19	at Browns												Went from Falcons to Steelers. ON INACTIVE LIST													L	10-13
11/26	Saints												Went from Steelers to Falcons.													W	24-15
12/03	at Jets												PRACTICE SQUAD													W	13-8
12/10	Buccaneers												PRACTICE SQUAD													L	25-29
12/17	at Panthers												PRACTICE SQUAD													L	7-9
12/24	Colts												PRACTICE SQUAD													W	29-10
12/31	at Bears												PRACTICE SQUAD													L	17-37
01/07	at Saints												PRACTICE SQUAD													L	17-48
2023 TOTALS		1-0	0	0	0	0.0	0.0	0	0	0	0	0	0	0	0	0	0	0	0	0	0	0	0	0	7-11		

2022 GAME-BY-GAME REGULAR-SEASON STATISTICS (SEAHAWKS)

DATE	OPPONENT	P/S	TACKLES						INTERCEPTIONS				O. FUMB			ST			MISC		W/L	SCORE					
			TK	S	A	SK	YDS	TFL	YDS	QBH	NO	YDS	LG	TD	PD	FF	FR	TD	YDS	TK			S	A	FF	FR	S
09/12	Broncos												PRACTICE SQUAD													W	17-16
09/18	at 49ers												PRACTICE SQUAD													L	7-27
09/25	Falcons												PRACTICE SQUAD													L	23-27
10/02	at Lions												PRACTICE SQUAD													W	48-45
10/09	at Saints												PRACTICE SQUAD													L	32-39
10/16	Cardinals												PRACTICE SQUAD													W	19-9
10/23	at Chargers												PRACTICE SQUAD													W	37-23
10/30	Giants												NOT ON ROSTER													W	27-13
11/06	at Cardinals												NOT ON ROSTER													W	31-21
11/13	at Buccaneers												PRACTICE SQUAD													L	16-21
11/27	Raiders												PRACTICE SQUAD													L	34-40
12/04	at Rams												PRACTICE SQUAD													W	27-23
12/11	Panthers	P	0	0	0	0.0	0.0	0	0	0	0	0	0	0	0	0	0	0	0	0	0	0	0	0	L	24-30	
12/15	49ers	P	0	0	0	0.0	0.0	0	0	0	0	0	0	0	0	0	0	1	0	1	0	0	0	0	L	13-21	
12/24	at Chiefs												PRACTICE SQUAD													L	10-24
01/01	Jets	P	0	0	0	0.0	0.0	0	0	0	0	0	0	0	0	0	0	1	0	1	0	0	0	0	W	23-6	
01/08	Rams	P	0	0	0	0.0	0.0	0	0	0	0	0	0	0	0	0	0	1	1	0	0	0	0	0	W	19-16+	
2022 TOTALS		4-0	0	0	0	0.0	0.0	0	0	0	0	0	0	0	0	0	0	3	1	2	0	0	0	0	9-8		

+ Overtime

2021 GAME-BY-GAME REGULAR-SEASON STATISTICS (LIONS)

DATE	OPPONENT	P/S	TACKLES						INTERCEPTIONS				O. FUMB			ST			MISC		W/L	SCORE				
			TK	S	A	SK	YDS	TFL	YDS	QBH	NO	YDS	LG	TD	PD	FF	FR	TD	YDS	TK			S	A	FF	FR
09/12	49ers	P	0	0	0	0.0	0.0	0	0	0	0	0	0	0	0	0	0	0	0	0	0	0	0	0	L	33-41
09/20	at Packers	P	0	0	0	0.0	0.0	0	0	0	0	0	0	0	0	0	0	0	0	0	0	0	0	0	L	17-35
09/26	Ravens	P	0	0	0	0.0	0.0	0	0	0	0	0	0	0	0	0	0	0	0	0	0	0	0	0	L	17-19
10/03	at Bears	P	0	0	0	0.0	0.0	0	0	0	0	0	0	0	0	0	0	0	0	0	0	0	0	0	L	14-24
10/10	at Vikings	P	0	0	0	0.0	0.0	0	0	0	0	0	0	0	0	0	0	0	0	0	0	0	0	0	L	17-19
10/17	Bengals	P	0	0	0	0.0	0.0	0	0	0	0	0	0	0	0	0	0	0	0	0	0	0	0	0	L	11-34
10/24	at Rams	P	0	0	0	0.0	0.0	0	0	0	0	0	0	0	0	0	0	0	0	0	0	0	0	0	L	19-28
10/31	Eagles	P	0	0	0	0.0	0.0	0	0	0	0	0	0	0	0	0	0	0	0	0	0	0	0	0	L	6-44
11/14	at Steelers	P	0	0	0	0.0	0.0	0	0	0	0	0	0	0	0	0	0	0	0	0	0	0	0	0	T	16-16
11/21	at Browns	P	0	0	0	0.0	0.0	0	0	0	0	0	0	0	0	0	0	0	0	0	0	0	0	0	L	10-13
11/25	Bears	P	0	0	0	0.0	0.0	0	0	0	0	0	0	0	0	0	0	0	0	0	0	0	0	0	L	14-16
12/05	Vikings	P	0	0	0	0.0	0.0	0	0	0	0	0	0	0	0	0	0	0	0	1	0	0	0	0	W	29-27
12/12	at Broncos	S	0	0	0	0.0	0.0	0	0	0	0	0	0	0	0	0	0	0	0	0	0	0	0	0	L	10-38
12/19	Cardinals	P	0	0	0	0.0	0.0	0	0	0	0	0	0	0	0	0	0	0	0	0	0	0	0	0	W	30-12
12/26	at Falcons	P	0	0	0	0.0	0.0	0	0	0	0	0	0	0	0	0	0	0	0	0	0	0	0	0	L	16-20
01/02	at Seahawks	P	0	0	0	0.0	0.0	0	0	0	0	0	0	0	0	0	0	0	0	1	0	0	0	0	L	29-51
01/09	Packers	P	0	0	0	0.0	0.0	0	0	0	0	0	0	0	0	0	0	0	0	0	0	0	0	0	W	37-30
2021 TOTALS		17-1	0	0	0	0.0	0.0	0	0	0	0	0	0	0	0	0	0	7	4	3	0	0	0	0	3-13-1	

2020 GAME-BY-GAME REGULAR-SEASON STATISTICS (JETS)

DATE	OPPONENT	P/S	TACKLES							INTERCEPTIONS				O. FUMB			ST				MISC		W/L	SCORE			
			TK	S	A	SK	YDS	TFL	YDS	QBH	NO	YDS	LG	TD	PD	FF	FR	TD	YDS	TK	S	A			FF	FR	S
09/13	at Bills																									L	17-27
09/20	49ers																									L	13-31
09/27	at Colts																								L	7-36	
10/01	Broncos																								L	28-37	
10/11	Cardinals																								L	10-30	
10/18	at Dolphins																								L	0-24	
10/25	Bills																								L	10-18	
11/01	at Chiefs																								L	9-35	
11/09	Patriots																								L	27-30	
11/22	at Chargers																								L	28-34	
11/29	Dolphins																								L	3-20	
12/06	Raiders																								L	28-31	
12/13	at Seahawks																								L	3-40	
12/20	at Rams																								W	23-20	
12/27	Browns																								W	23-16	
01/03	at Patriots																								L	14-28	
2020 TOTALS			0	0	0	0	0	0	0	0	0	0	0	0	0	0	0	0	0	0	0	0	0	0	0	2-14	

2019 GAME-BY-GAME REGULAR-SEASON STATISTICS (JETS)

DATE	OPPONENT	P/S	TACKLES							INTERCEPTIONS				O. FUMB			ST				MISC		W/L	SCORE		
			TK	S	A	SK	YDS	TFL	YDS	QBH	NO	YDS	LG	TD	PD	FF	FR	TD	YDS	TK	S	A			FF	FR
09/08	Bills																								L	16-17
09/16	Browns																								L	3-23
09/22	at Patriots																								L	14-30
10/06	at Eagles																								L	6-31
10/13	Cowboys																							W	24-22	
10/21	Patriots																							L	0-33	
10/27	at Jaguars																							L	15-29	
11/03	at Dolphins																							L	18-26	
11/10	Giants																							W	34-27	
11/17	at Redskins																							W	34-17	
11/24	Raiders																							W	34-3	
12/01	at Bengals																							L	6-22	
12/08	Dolphins																							W	22-21	
12/12	at Ravens																							L	21-42	
12/22	Steelers																							W	16-10	
12/29	at Bills																							W	13-6	
2019 TOTALS			0	0	0	0	0	0	0	0	0	0	0	0	0	0	0	0	0	0	0	0	0	0	0	7-9

2018 GAME-BY-GAME REGULAR-SEASON STATISTICS (BUCCANEERS/49ERS)

DATE	OPPONENT	P/S	TACKLES							INTERCEPTIONS				O. FUMB			ST				MISC		W/L	SCORE		
			TK	S	A	SK	YDS	TFL	YDS	QBH	NO	YDS	LG	TD	PD	FF	FR	TD	YDS	TK	S	A			FF	FR
09/09	at Saints																								W	48-40
09/16	Eagles																								W	27-21
09/24	Steelers																								L	27-30
09/30	at Bears																								L	10-48
10/14	at Falcons																								L	29-34
10/21	Browns																							W	26-23+	
10/28	at Bengals																							L	34-37	
11/04	at Panthers																							L	28-42	
11/11	Redskins																							L	3-16	
11/18	at Giants	P	0	0	0	0	0	0	0	0	0	0	0	0	0	0	0	0	1	0	1	0	0	0	L	35-38
11/25	49ers																							W	27-9	
12/02	at Seahawks																							L	16-43	
12/09	Broncos																							W	20-14	
12/16	Seahawks																							W	26-23+	
12/23	Bears																							L	9-14	
12/30	at Rams																							L	32-48	
2018 TOTALS		1-0	0	0	0	0	0	0	0	0	0	0	0	0	0	0	0	0	1	0	1	0	0	0	0	6-10


+ - Overtime

2023 GAME-BY-GAME POSTSEASON STATISTICS (STEELERS)

DATE	OPPONENT	P/S	TACKLES							INTERCEPTIONS				O. FUMB			ST				MISC		W/L	SCORE			
			TK	S	A	SK	YDS	TFL	YDS	QBH	NO	YDS	LG	TD	PD	FF	FR	TD	YDS	TK	S	A			FF	FR	S
01/15	at Bills	P	0	0	0	0	0	0	0	0	0	0	0	0	0	0	0	0	0	0	0	0	0	0	0	L	17-31
2023 TOTALS		1-0	0	0	0	0	0	0	0	0	0	0	0	0	0	0	0	0	0	0	0	0	0	0	0	0-1	

2022 GAME-BY-GAME POSTSEASON STATISTICS (SEAHAWKS)

DATE	OPPONENT	P/S	TACKLES							INTERCEPTIONS				O. FUMB			ST				MISC		W/L	SCORE			
			TK	S	A	SK	YDS	TFL	YDS	QBH	NO	YDS	LG	TD	PD	FF	FR	TD	YDS	TK	S	A			FF	FR	S
01/14	at 49ers	P	0	0	0	0	0	0	0	0	0	0	0	0	0	0	0	0	0	0	0	0	0	0	0	L	23-41
2022 TOTALS		1-0	0	0	0	0	0	0	0	0	0	0	0	0	0	0	0	0	0	0	0	0	0	0	0	0-1	



18

WIDE RECEIVER

DIONTAE JOHNSON

HEIGHT: 5-10

WEIGHT: 183

BORN: July 5, 1996

COLLEGE: Toledo

BIRTHPLACE: Ruskin, FL

HOW ACQUIRED: D3a '19

NFL EXPERIENCE: 5th year

DIONTAE JOHNSON'S NFL REGULAR SEASON RUSHING/RECEIVING STATISTICS

DATE	TEAM	RECEIVING							RUSHING				
		GP	GS	NO.	YDS.	AVG.	LG	TD	NO.	YDS.	AVG.	LG	TD
2019	Steelers	16	12	59	680	11.5	45t	5	4	41	10.3	17	0
2020	Steelers	15	13	88	923	10.5	47	7	3	15	5.0	9	0
2021	Steelers	16	14	107	1,161	10.9	50t	8	5	53	10.6	25	0
2022	Steelers	17	17	86	882	10.3	37	0	7	25	3.6	8	0
2023	Steelers	13	11	51	717	14.1	71t	5	0	0	0.0	0	0
NFL TOTALS		77	67	391	4,363	11.2	71T	25	19	134	7.1	25	0

DIONTAE JOHNSON'S NFL POSTSEASON RUSHING/RECEIVING STATISTICS

DATE	TEAM	RECEIVING							RUSHING				
		GP	GS	NO.	YDS.	AVG.	LG	TD	NO.	YDS.	AVG.	LG	TD
2020	Steelers	1	1	11	117	10.6	19	0	0	0	0.0	0	0
2021	Steelers	1	1	5	34	6.8	13t	1	0	0	0.0	0	0
2023	Steelers	1	1	4	48	12.0	19	1	0	0	0.0	0	0
NFL TOTALS		3	3	20	199	10.0	19	2	0	0	0.0	0	0

DIONTAE JOHNSON'S NFL REGULAR SEASON RETURN STATISTICS

DATE	TEAM	KICKOFF RETURNS					PUNT RETURNS					
		RET.	YDS.	AVG.	LG	TD	NO.	FC	YDS.	AVG.	LG	TD
2019	Steelers	0	0	0.0	0	0	20	7	248	12.4	85t	1
2020	Steelers	1	24	24.0	24	0	8	2	58	7.3	18	0
2021	Steelers	0	0	0.0	0	0	0	0	0	0.0	0	0
2022	Steelers	0	0	0.0	0	0	0	0	0	0.0	0	0
2023	Steelers	0	0	0.0	0	0	0	0	0	0.0	0	0
NFL TOTALS		1	24	24.0	24	0	28	9	306	10.9	85T	1

DIONTAE JOHNSON'S NFL POSTSEASON RETURN STATISTICS

DATE	TEAM	KICKOFF RETURNS					PUNT RETURNS					
		RET.	YDS.	AVG.	LG	TD	NO.	FC	YDS.	AVG.	LG	TD
2020	Steelers	0	0	0.0	0	0	0	0	0	0.0	0	0
2021	Steelers	0	0	0.0	0	0	0	0	0	0.0	0	0
2023	Steelers	0	0	0.0	0	0	0	0	0	0.0	0	0
NFL TOTALS		0	0	0.0	0	0	0	0	0	0.0	0	0

SINGLE-GAME HIGHS: RUSHING/RECEIVING

- | | | | |
|----------------------|---|---------------------------|--|
| Rush Attempts | 2 vs. Tampa Bay Buccaneers, Oct 16, 2022 | Longest Kickoff Return | 24 vs. Denver Broncos, Sep 20, 2020 |
| | 2 vs. New York Jets, Oct 02, 2022 | Fair Catches | 3 vs. Buffalo Bills, Dec 15, 2019 |
| | ...1 more at 2. | | 2 at Cincinnati Bengals, Nov 24, 2019 |
| Rushing Yards | 25 vs. Seattle Seahawks, Oct 17, 2021 | Punt Return Yards | 86 at Arizona Cardinals, Dec 08, 2019 |
| | 17 vs. Cleveland Browns, Dec 01, 2019 | | 40 at New York Jets, Dec 22, 2019 |
| Longest Runs | 25 vs. Seattle Seahawks, Oct 17, 2021 | Longest Punt Return | 85t at Arizona Cardinals, Dec 08, 2019 |
| | 17 vs. Cleveland Browns, Dec 01, 2019 | | 18 vs. Denver Broncos, Sep 20, 2020 |
| Receptions | 12 at Jacksonville Jaguars, Nov 22, 2020 | Punt Returns | 4 at Cincinnati Bengals, Nov 24, 2019 |
| | 10 at Carolina Panthers, Dec 18, 2022 | | 3 at New York Giants, Sep 14, 2020 |
| Receiving Yards | 116 vs. Cincinnati Bengals, Nov 15, 2020 | | ...2 more at 3. |
| | 111 at Jacksonville Jaguars, Nov 22, 2020 | Punt Return TDs | 1 at Arizona Cardinals, Dec 08, 2019 |
| Receiving Average | 32.0 at Cleveland Browns, Jan 03, 2021 | Punt Return Average | 13.3 at New York Jets, Dec 22, 2019 |
| | 22.3 at Baltimore Ravens, Jan 06, 2024 | | 7.3 vs. Los Angeles Rams, Nov 10, 2019 |
| Longest Receptions | 71t at Baltimore Ravens, Jan 06, 2024 | Most TDs | 2 vs. Baltimore Ravens, Dec 05, 2021 |
| | 50 at Cleveland Browns, Oct 31, 2021 | | 2 at Tennessee Titans, Oct 25, 2020 |
| | ...1 more at 50. | | ...1 more at 2. |
| Receiving TDs | 2 vs. Baltimore Ravens, Dec 05, 2021 | Miscellaneous Tackles | 1 vs. Baltimore Ravens, Dec 11, 2022 |
| | 2 at Tennessee Titans, Oct 25, 2020 | | 1 at Buffalo Bills, Oct 09, 2022 |
| All-Purpose Yards | 162 at Arizona Cardinals, Dec 08, 2019 | | ...4 more at 1. |
| | 141 vs. Denver Broncos, Sep 20, 2020 | Longest Own Fumble Return | 4 vs. Indianapolis Colts, Dec 27, 2020 |
| Kickoff Returns | 1 vs. Denver Broncos, Sep 20, 2020 | | |
| Kickoff Return Yards | 24 vs. Denver Broncos, Sep 20, 2020 | | |

SINGLE-GAME HIGHS - POSTSEASON: RECEIVING

Receptions	11 vs. Cleveland Browns, Jan 10, 2021 5 at Kansas City Chiefs, Jan 16, 2022 4 at Buffalo Bills, Jan 15, 2024	Receiving TDs	1 at Buffalo Bills, Jan 15, 2024 1 at Kansas City Chiefs, Jan 16, 2022
Receiving Yards	117 vs. Cleveland Browns, Jan 10, 2021 48 at Buffalo Bills, Jan 15, 2024 34 at Kansas City Chiefs, Jan 16, 2022	All-Purpose Yards	117 vs. Cleveland Browns, Jan 10, 2021 48 at Buffalo Bills, Jan 15, 2024 34 at Kansas City Chiefs, Jan 16, 2022
Receiving Average	12.0 at Buffalo Bills, Jan 15, 2024 10.6 vs. Cleveland Browns, Jan 10, 2021 6.8 at Kansas City Chiefs, Jan 16, 2022	Most TDs	1 at Buffalo Bills, Jan 15, 2024 1 at Kansas City Chiefs, Jan 16, 2022
Longest Receptions	19 at Buffalo Bills, Jan 15, 2024 19 vs. Cleveland Browns, Jan 10, 2021 15 vs. Cleveland Browns, Jan 10, 2021 15 vs. Cleveland Browns, Jan 10, 2021 ...1 more at 15.		

100-YARD RECEIVING GAMES (5): REGULAR SEASON

DATE	TEAM	NO.	YDS.	AVG.	LG	TD
11/15/20	BENGALS	6	116	19.3	46	1
11/22/20	at Jaguars	12	111	9.3	23	0
09/19/21	RAIDERS	9	105	11.7	41	0
11/21/21	at Chargers	7	101	14.4	32	1
12/05/21	RAVENS	8	105	13.1	29t	2

100-YARD RECEIVING GAMES (1): POSTSEASON

DATE	TEAM	NO.	YDS.	AVG.	LG	TD
01/10/21	BROWNS	11	117	10.6	19	0

2023 GAME-BY-GAME REGULAR-SEASON STATISTICS (STEELERS)

DATE	OPPONENT	P/S	RECEIVING					RUSHING					W/L	SCORE
			NO.	YDS.	AVG.	LG	TD	NO.	YDS.	AVG.	LG	TD		
09/10	49ers	S	3	48	16.0	26	0	0	0	0.0	0	0	L	7-30
09/24	at Raiders												W	23-18
10/01	at Texans												L	6-30
10/08	Ravens												W	17-10
10/22	at Rams	S	5	79	15.8	39	0	0	0	0.0	0	0	W	24-17
10/29	Jaguars	S	8	85	10.6	16	0	0	0	0.0	0	0	L	10-20
11/02	Titans	S	7	90	12.9	32	1	0	0	0.0	0	0	W	20-16
11/12	Packers	S	1	17	17.0	17	0	0	0	0.0	0	0	W	23-19
11/19	at Browns	S	2	16	8.0	7	0	0	0	0.0	0	0	L	10-13
11/26	at Bengals	S	4	50	12.5	39	0	0	0	0.0	0	0	W	16-10
12/03	Cardinals	S	4	33	8.3	26	1	0	0	0.0	0	0	L	10-24
12/07	Patriots	S	3	57	19.0	25t	1	0	0	0.0	0	0	L	18-21
12/16	at Colts	S	4	62	15.5	25	1	0	0	0.0	0	0	L	13-30
12/23	Bengals	P	2	15	7.5	10	0	0	0	0.0	0	0	W	34-11
12/31	at Seahawks	P	4	76	19.0	42	0	0	0	0.0	0	0	W	30-23
01/06	at Ravens	S	4	89	22.3	71t	1	0	0	0.0	0	0	W	17-10
2023 TOTALS		13-11	51	717	14.1	71T	5	0	0	0.0	0	0	9-7	

2022 GAME-BY-GAME REGULAR-SEASON STATISTICS (STEELERS)

DATE	OPPONENT	P/S	RECEIVING					RUSHING					W/L	SCORE
			NO.	YDS.	AVG.	LG	TD	NO.	YDS.	AVG.	LG	TD		
09/11	at Bengals	S	7	55	7.9	25	0	0	0	0.0	0	0	W	23-20+
09/18	Patriots	S	6	57	9.5	17	0	0	0	0.0	0	0	L	14-17
09/22	at Browns	S	8	84	10.5	16	0	0	0	0.0	0	0	L	17-29
10/02	Jets	S	2	11	5.5	6	0	2	11	5.5	8	0	L	20-24
10/09	at Bills	S	5	60	12.0	23	0	0	0	0.0	0	0	L	3-38
10/16	Buccaneers	S	5	28	5.6	9	0	2	8	4.0	5	0	W	20-18
10/23	at Dolphins	S	5	42	8.4	14	0	1	3	3.0	3	0	L	10-16
10/30	at Eagles	S	5	35	7.0	14	0	0	0	0.0	0	0	L	13-35
11/13	Saints	S	4	63	15.8	36	0	0	0	0.0	0	0	W	20-10
11/20	Bengals	S	4	21	5.3	8	0	1	1	1.0	1	0	L	30-37
11/28	at Colts	S	5	49	9.8	11	0	0	0	0.0	0	0	W	24-17
12/04	at Falcons	S	5	60	12.0	20	0	0	0	0.0	0	0	W	19-16
12/11	Ravens	S	6	82	13.7	37	0	0	0	0.0	0	0	L	14-16
12/18	at Panthers	S	10	98	9.8	19	0	1	2	2.0	2	0	W	24-16
12/24	Raiders	S	5	64	12.8	15	0	0	0	0.0	0	0	W	13-10
01/01	at Ravens	S	2	35	17.5	21	0	0	0	0.0	0	0	W	16-13
01/08	Browns	S	2	38	19.0	32	0	0	0	0.0	0	0	W	28-14
2022 TOTALS		17-17	86	882	10.3	37	0	7	25	3.6	8	0	9-8	

+ - Overtime

2021 GAME-BY-GAME REGULAR-SEASON STATISTICS (STEELERS)

DATE	OPPONENT	P/S	RECEIVING					RUSHING					W/L/T	SCORE
			NO.	YDS.	AVG.	LG	TD	NO.	YDS.	AVG.	LG	TD		
09/12	at Bills	S	5	36	7.2	14	1	0	0	0.0	0	0	W	23-16
09/19	Raiders	S	9	105	11.7	41	0	0	0	0.0	0	0	L	17-26
09/26	Bengals		ON INACTIVE LIST											
10/03	at Packers	S	9	92	10.2	45t	1	0	0	0.0	0	0	L	17-27
10/10	Broncos	S	2	72	36.0	50t	1	0	0	0.0	0	0	W	27-19
10/17	Seahawks	S	9	71	7.9	23	0	1	25	25.0	25	0	W	23-20+
10/31	at Browns	S	6	98	16.3	50	0	0	0	0.0	0	0	W	15-10
11/08	Bears	P	5	56	11.2	22	0	2	11	5.5	11	0	W	29-27
11/14	Lions	S	7	83	11.9	36	0	0	0	0.0	0	0	T	16-16
11/21	at Chargers	S	7	101	14.4	32	1	0	0	0.0	0	0	L	37-41
11/28	at Bengals	S	9	95	10.6	16	0	0	0	0.0	0	0	L	10-41
12/05	Ravens	S	8	105	13.1	29t	2	0	0	0.0	0	0	W	20-19
12/09	at Vikings	S	5	76	15.2	37	0	1	7	7.0	7	0	L	28-36
12/19	Titans	S	5	38	7.6	16	0	1	10	10.0	10	0	W	19-13
12/26	at Chiefs	S	6	51	8.5	18	1	0	0	0.0	0	0	L	10-36
01/03	Browns	S	8	31	3.9	10	1	0	0	0.0	0	0	W	26-14
01/09	at Ravens	P	7	51	7.3	16	0	0	0	0.0	0	0	W	16-13+
2021 TOTALS		16-14	107	1,161	10.9	50T	8	5	53	10.6	25	0	9-7-1	

+ - Overtime

2020 GAME-BY-GAME REGULAR-SEASON STATISTICS (STEELERS)

DATE	OPPONENT	P/S	RECEIVING					RUSHING					W/L	SCORE
			NO.	YDS.	AVG.	LG	TD	NO.	YDS.	AVG.	LG	TD		
09/14	at Giants	S	6	57	9.5	18	0	0	0	0.0	0	0	W	26-16
09/20	Broncos	S	8	92	11.5	28t	1	0	0	0.0	0	0	W	26-21
09/27	Texans	S	0	0	0.0	0	0	1	9	9.0	9	0	W	28-21
10/11	Eagles	S	1	-2	-2.0	-2	0	0	0	0.0	0	0	W	38-29
10/18	Browns		ON INACTIVE LIST											
10/25	at Titans	S	9	80	8.9	14	2	0	0	0.0	0	0	W	27-24
11/01	at Ravens	S	1	6	6.0	6	0	0	0	0.0	0	0	W	28-24
11/08	at Cowboys	S	6	77	12.8	42	0	1	4	4.0	4	0	W	24-19
11/15	Bengals	S	6	116	19.3	46	1	0	0	0.0	0	0	W	36-10
11/22	at Jaguars	S	12	111	9.3	23	0	0	0	0.0	0	0	W	27-3
12/02	Ravens	S	8	46	5.8	11	0	0	0	0.0	0	0	W	19-14
12/07	Football Team	P	8	71	8.9	17	1	0	0	0.0	0	0	L	17-23
12/13	at Bills	S	4	40	10.0	17	0	0	0	0.0	0	0	L	15-26
12/21	at Bengals	S	8	59	7.4	23t	1	0	0	0.0	0	0	L	17-27
12/27	Colts	S	8	74	9.3	39t	1	1	2	2.0	2	0	W	28-24
01/03	at Browns	P	3	96	32.0	47	0	0	0	0.0	0	0	L	22-24
2020 TOTALS		15-13	88	923	10.5	47	7	3	15	5.0	9	0	12-4	

2019 GAME-BY-GAME REGULAR-SEASON STATISTICS (STEELERS)

DATE	OPPONENT	P/S	RECEIVING					RUSHING					W/L	SCORE
			NO.	YDS.	AVG.	LG	TD	NO.	YDS.	AVG.	LG	TD		
09/08	at Patriots	P	3	25	8.3	9	0	0	0	0.0	0	0	L	3-33
09/15	Seahawks	P	1	17	17.0	17	0	0	0	0.0	0	0	L	26-28
09/22	at 49ers	S	3	52	17.3	39t	1	1	6	6.0	6	0	L	20-24
09/30	Bengals	S	6	77	12.8	43t	1	0	0	0.0	0	0	W	27-3
10/06	Ravens	S	5	27	5.4	13	0	0	0	0.0	0	0	L	23-26+
10/13	at Chargers	S	2	14	7.0	7	0	0	0	0.0	0	0	W	24-17
10/28	Dolphins	S	5	84	16.8	45t	1	0	0	0.0	0	0	W	27-14
11/03	Colts	S	1	3	3.0	3	0	1	2	2.0	2	0	W	26-24
11/10	Rams	S	4	64	16.0	30	0	0	0	0.0	0	0	W	17-12
11/14	at Browns	S	2	17	8.5	13	0	0	0	0.0	0	0	L	7-21
11/24	at Bengals	P	3	29	9.7	14	0	0	0	0.0	0	0	W	16-10
12/01	Browns	S	1	14	14.0	14	0	1	17	17.0	17	0	W	20-13
12/08	at Cardinals	S	6	60	10.0	18	1	1	16	16.0	16	0	W	23-17
12/15	Bills	P	5	62	12.4	29	0	0	0	0.0	0	0	L	10-17
12/22	at Jets	S	8	81	10.1	29t	1	0	0	0.0	0	0	L	10-16
12/29	at Ravens	S	4	54	13.5	21	0	0	0	0.0	0	0	L	10-28
2019 TOTALS		16-12	59	680	11.5	45T	5	4	41	10.3	17	0	8-8	

+ - Overtime

2023 GAME-BY-GAME POSTSEASON STATISTICS (STEELERS)

DATE	OPPONENT	P/S	RECEIVING					RUSHING					W/L	SCORE
			NO.	YDS.	AVG.	LG	TD	NO.	YDS.	AVG.	LG	TD		
01/15	at Bills	S	4	48	12.0	19	1	0	0	0.0	0	0	L	17-31
2023 TOTALS		1-1	4	48	12.0	19	1	0	0	0.0	0	0	0-1	

2021 GAME-BY-GAME REGULAR-SEASON STATISTICS (STEELERS)

DATE	OPPONENT	P/S	KICKOFF RETURNS					PUNT RETURNS					W/L	SCORE	
			RET	YDS	AVG	LG	TD	NO	FC	YDS	AVG	LG			TD
09/12	at Bills	S	0	0	0.0	0	0	0	0	0	0.0	0	0	W	23-16
09/19	Raiders	S	0	0	0.0	0	0	0	0	0	0.0	0	0	L	17-26
09/26	Bengals						ON INACTIVE LIST						L	10-24	
10/03	at Packers	S	0	0	0.0	0	0	0	0	0.0	0	0	L	17-27	
10/10	Broncos	S	0	0	0.0	0	0	0	0	0.0	0	0	W	27-19	
10/17	Seahawks	S	0	0	0.0	0	0	0	0	0.0	0	0	W	23-20+	
10/31	at Browns	S	0	0	0.0	0	0	0	0	0.0	0	0	W	15-10	
11/08	Bears	P	0	0	0.0	0	0	0	0	0.0	0	0	W	29-27	
11/14	Lions	S	0	0	0.0	0	0	0	0	0.0	0	0	T	16-16	
11/21	at Chargers	S	0	0	0.0	0	0	0	0	0.0	0	0	L	37-41	
11/28	at Bengals	S	0	0	0.0	0	0	0	0	0.0	0	0	L	10-41	
12/05	Ravens	S	0	0	0.0	0	0	0	0	0.0	0	0	W	20-19	
12/09	at Vikings	S	0	0	0.0	0	0	0	0	0.0	0	0	L	28-36	
12/19	Titans	S	0	0	0.0	0	0	0	0	0.0	0	0	W	19-13	
12/26	at Chiefs	S	0	0	0.0	0	0	0	0	0.0	0	0	L	10-36	
01/03	Browns	P	0	0	0.0	0	0	0	0	0.0	0	0	W	26-14	
01/09	at Ravens	P	0	0	0.0	0	0	0	0	0.0	0	0	W	16-13+	
2021 TOTALS		16-14	0	0	0.0	0	0	0	0	0.0	0	0	9-7		

+ - Overtime

2020 GAME-BY-GAME REGULAR-SEASON STATISTICS (STEELERS)

DATE	OPPONENT	P/S	KICKOFF RETURNS					PUNT RETURNS					W/L	SCORE	
			RET	YDS	AVG	LG	TD	NO	FC	YDS	AVG	LG			TD
09/14	at Giants	S	0	0	0.0	0	0	3	1	13	4.3	12	0	W	26-16
09/20	Broncos	S	1	24	24.0	24	0	2	0	25	12.5	18	0	W	26-21
09/27	Texans	S	0	0	0.0	0	0	0	1	0	0.0	0	0	W	28-21
10/11	Eagles	S	0	0	0.0	0	0	2	0	12	6.0	6	0	W	38-29
10/18	Browns						ON INACTIVE LIST						W	38-7	
10/25	at Titans	S	0	0	0.0	0	0	0	0	0.0	0	0	W	27-24	
11/01	at Ravens	S	0	0	0.0	0	0	0	0	0.0	0	0	W	28-24	
11/08	at Cowboys	S	0	0	0.0	0	0	0	0	0.0	0	0	W	24-19	
11/15	Bengals	S	0	0	0.0	0	0	0	0	0.0	0	0	W	36-10	
11/22	at Jaguars	S	0	0	0.0	0	0	0	0	0.0	0	0	W	27-3	
12/02	Ravens	S	0	0	0.0	0	0	0	0	0.0	0	0	W	19-14	
12/07	Football Team	P	0	0	0.0	0	0	0	0	0.0	0	0	L	17-23	
12/13	at Bills	S	0	0	0.0	0	0	0	0	0.0	0	0	L	15-26	
12/21	at Bengals	S	0	0	0.0	0	0	0	0	0.0	0	0	L	17-27	
12/27	Colts	S	0	0	0.0	0	0	1	0	8	8.0	8	0	W	28-24
01/03	at Browns	P	0	0	0.0	0	0	0	0	0.0	0	0	L	22-24	
2020 TOTALS		15-13	1	24	24.0	24	0	8	2	58	7.3	18	0	12-4	

2019 GAME-BY-GAME REGULAR-SEASON STATISTICS (STEELERS)

DATE	OPPONENT	P/S	KICKOFF RETURNS					PUNT RETURNS					W/L	SCORE	
			RET	YDS	AVG	LG	TD	NO	FC	YDS	AVG	LG			TD
09/08	at Patriots	P	0	0	0.0	0	0	0	0	0	0.0	0	0	L	3-33
09/15	Seahawks	P	0	0	0.0	0	0	1	0	11	11.0	11	0	L	26-28
09/22	at 49ers	S	0	0	0.0	0	0	0	0	0	0.0	0	0	L	20-24
09/30	Bengals	S	0	0	0.0	0	0	0	0	0	0.0	0	0	W	27-3
10/06	Ravens	S	0	0	0.0	0	0	0	0	0	0.0	0	0	L	23-26+
10/13	at Chargers	S	0	0	0.0	0	0	0	0	0	0.0	0	0	W	24-17
10/28	Dolphins	S	0	0	0.0	0	0	0	0	0	0.0	0	0	W	27-14
11/03	Colts	S	0	0	0.0	0	0	0	0	0	0.0	0	0	W	26-24
11/10	Rams	S	0	0	0.0	0	0	3	0	22	7.3	14	0	W	17-12
11/14	at Browns	S	0	0	0.0	0	0	1	1	10	10.0	10	0	L	7-21
11/24	at Bengals	P	0	0	0.0	0	0	4	2	21	5.3	7	0	W	16-10
12/01	Browns	S	0	0	0.0	0	0	2	0	14	7.0	13	0	W	20-13
12/08	at Cardinals	S	0	0	0.0	0	0	2	1	86	43.0	85t	1	W	23-17
12/15	Bills	P	0	0	0.0	0	0	2	3	20	10.0	13	0	L	10-17
12/22	at Jets	S	0	0	0.0	0	0	3	0	40	13.3	17	0	L	10-16
12/29	at Ravens	S	0	0	0.0	0	0	2	0	24	12.0	13	0	L	10-28
2019 TOTALS		16-12	0	0	0.0	0	0	20	7	248	12.4	85T	1	8-8	

+ - Overtime



53

HEIGHT: 6-0
 WEIGHT: 235
 BORN: July 24, 1998
 COLLEGE: Kansas
 BIRTHPLACE: Arlington, TX
 HOW ACQUIRED: FA '23
 NFL EXPERIENCE: 2nd year

LINEBACKER

KYRON JOHNSON

KYRON JOHNSON'S NFL REGULAR SEASON DEFENSIVE STATISTICS

DATE	TEAM	GP	GS	TACKLES					INTERCEPTIONS					O. FUMB			ST				MISC						
				TK	S	A	TFL	YDS	SK	YDS	QBH	NO	YDS	LG	TD	PD	FF	FR	TD	YDS	TK	S	A	FF	FR	S	A
2022	Eagles	16	0	1	0	1	0	0	0.0	0.0	0	0	0	0	0	0	0	0	7	6	1	0	0	0	0		
2023	Eagles	0	0	0	0	0	0	0	0.0	0.0	0	0	0	0	0	0	0	0	0	0	0	0	0	0	0		
Went from Philadelphia to Pittsburgh.																											
2023	Steelers	6	0	0	0	0	0	0	0.0	0.0	0	0	0	0	0	0	0	0	0	0	0	0	0	0	0	0	
2023	TOTAL	6	0	0	0	0	0	0	0.0	0.0	0	0	0	0	0	0	0	0	0	0	0	0	0	0	0	0	
NFL TOTALS		22	0	1	0	1	0	0	0.0	0.0	0	0	0	0	0	0	0	0	7	6	1	0	0	0	0	0	

KYRON JOHNSON'S NFL POSTSEASON DEFENSIVE STATISTICS

DATE	TEAM	GP	GS	TACKLES					INTERCEPTIONS					O. FUMB			ST				MISC					
				TK	S	A	TFL	YDS	SK	YDS	QBH	NO	YDS	LG	TD	PD	FF	FR	TD	YDS	TK	S	A	FF	FR	S
2022	Eagles	0	0	0	0	0	0	0	0.0	0.0	0	0	0	0	0	0	0	0	0	0	0	0	0	0	0	0
2023	Steelers	1	0	0	0	0	0	0	0.0	0.0	0	0	0	0	0	0	0	0	0	0	0	0	0	0	0	0
NFL TOTALS		1	0	0	0	0	0	0	0.0	0.0	0	0	0	0	0	0	0	0	0	0	0	0	0	0	0	0

2023 GAME-BY-GAME REGULAR-SEASON STATISTICS (EAGLES/STEELERS)

DATE	OPPONENT	P/S	TACKLES					INTERCEPTIONS					O. FUMB			ST				MISC		W/L	SCORE					
			TK	S	A	SK	YDS	TFL	YDS	QBH	NO	YDS	LG	TD	PD	FF	FR	TD	YDS	TK	S			A	FF	FR	S	A
09/14	Vikings																									W	34-28	
09/25	at Buccaneers																									W	25-11	
10/01	Commanders																									W	34-31+	
10/08	at Rams																									W	23-14	
Went from Eagles to Steelers.																												
10/22	at Rams																									W	24-17	
10/29	Jaguars																									L	10-20	
11/02	Titans																									W	20-16	
11/12	Packers																									W	23-19	
11/19	at Browns																									L	10-13	
11/26	at Bengals																									W	16-10	
12/03	Cardinals																									L	10-24	
12/07	Patriots	P	0	0	0	0.0	0.0	0	0	0	0	0	0	0	0	0	0	0	0	0	0	0	0	0	0	0	L	18-21
12/16	at Colts																									L	13-30	
12/23	Bengals																									W	34-11	
12/31	at Seahawks	P	0	0	0	0.0	0.0	0	0	0	0	0	0	0	0	0	0	0	0	0	0	0	0	0	0	0	W	30-23
01/06	at Ravens	P	0	0	0	0.0	0.0	0	0	0	0	0	0	0	0	0	0	0	0	0	0	0	0	0	0	0	W	17-10
2023 TOTALS		3-0	0	0	0	0.0	0.0	0	0	0	0	0	0	0	0	0	0	0	0	0	0	0	0	0	0	0	11-5	

+ - Overtime

2022 GAME-BY-GAME REGULAR-SEASON STATISTICS (EAGLES)

DATE	OPPONENT	P/S	TACKLES					INTERCEPTIONS					O. FUMB			ST				MISC		W/L	SCORE					
			TK	S	A	SK	YDS	TFL	YDS	QBH	NO	YDS	LG	TD	PD	FF	FR	TD	YDS	TK	S			A	FF	FR	S	A
09/11	at Lions	P	0	0	0	0.0	0.0	0	0	0	0	0	0	0	0	0	0	0	1	0	1	0	0	0	0	0	W	38-35
09/19	Vikings	P	0	0	0	0.0	0.0	0	0	0	0	0	0	0	0	0	0	0	1	1	0	0	0	0	0	0	W	24-7
09/25	at Commanders	P	0	0	0	0.0	0.0	0	0	0	0	0	0	0	0	0	0	0	0	0	0	0	0	0	0	0	W	24-8
10/02	Jaguars	P	0	0	0	0.0	0.0	0	0	0	0	0	0	0	0	0	0	0	1	1	0	0	0	0	0	0	W	29-21
10/09	at Cardinals	P	0	0	0	0.0	0.0	0	0	0	0	0	0	0	0	0	0	0	1	1	0	0	0	0	0	0	W	20-17
10/16	Cowboys	P	0	0	0	0.0	0.0	0	0	0	0	0	0	0	0	0	0	0	2	2	0	0	0	0	0	0	W	26-17
10/30	Steelers	P	1	0	1	0.0	0.0	0	0	0	0	0	0	0	0	0	0	0	0	0	0	0	0	0	0	0	W	35-13
11/03	at Texans	P	0	0	0	0.0	0.0	0	0	0	0	0	0	0	0	0	0	0	0	0	0	0	0	0	0	0	W	29-17
11/14	Commanders	P	0	0	0	0.0	0.0	0	0	0	0	0	0	0	0	0	0	0	0	0	0	0	0	0	0	0	L	21-32
11/20	at Colts	P	0	0	0	0.0	0.0	0	0	0	0	0	0	0	0	0	0	0	0	0	0	0	0	0	0	0	W	17-16
11/27	Packers	P	0	0	0	0.0	0.0	0	0	0	0	0	0	0	0	0	0	0	0	0	0	0	0	0	0	0	W	40-33
12/04	Titans	P	0	0	0	0.0	0.0	0	0	0	0	0	0	0	0	0	0	0	0	0	0	0	0	0	0	0	W	35-10
12/11	at Giants	P	0	0	0	0.0	0.0	0	0	0	0	0	0	0	0	0	0	0	0	0	0	0	0	0	0	0	W	48-22
12/18	at Bears	P	0	0	0	0.0	0.0	0	0	0	0	0	0	0	0	0	0	0	0	0	0	0	0	0	0	0	W	25-20
12/24	at Cowboys																									L	34-40	
01/01	Saints	P	0	0	0	0.0	0.0	0	0	0	0	0	0	0	0	0	0	0	1	1	0	0	0	0	0	0	L	10-20
01/08	Giants	P	0	0	0	0.0	0.0	0	0	0	0	0	0	0	0	0	0	0	0	0	0	0	0	0	0	0	W	22-16
2022 TOTALS		16-0	1	0	1	0.0	0.0	0	0	0	0	0	0	0	0	0	0	0	7	6	1	0	0	0	0	0	14-3	

2023 GAME-BY-GAME POSTSEASON STATISTICS (STEELERS)

DATE	OPPONENT	P/S	TACKLES					INTERCEPTIONS					O. FUMB			ST				MISC		W/L	SCORE					
			TK	S	A	SK	YDS	TFL	YDS	QBH	NO	YDS	LG	TD	PD	FF	FR	TD	YDS	TK	S			A	FF	FR	S	A
01/15	at Bills	P	0	0	0	0.0	0.0	0	0	0	0	0	0	0	0	0	0	0	0	0	0	0	0	0	0	0	L	17-31
2023 TOTALS		1-0	0	0	0	0.0	0.0	0	0	0	0	0	0	0	0	0	0	0	0	0	0	0	0	0	0	0	0-1	

2022 GAME-BY-GAME POSTSEASON STATISTICS (EAGLES)

DATE	OPPONENT	P/S	TACKLES							INTERCEPTIONS					O. FUMB				ST				MISC		SCORE			
			TK	S	A	SK	YDS	TFL	YDS	QBH	NO	YDS	LG	TD	PD	FF	FR	TD	YDS	TK	S	A	FF	FR		S	A	W/L
01/21	Giants																									W	38-7	
01/29	49ers																									W	31-7	
02/12	Chiefs																									L	35-38	
2022 TOTALS			0	0	0	0.0	0.0	0	0	0	0	0	0	0	0	0	0	0	0	0	0	0	0	0	0	0	2-1	



77

HEIGHT: 6-5
WEIGHT: 311
BORN: May 16, 2001
COLLEGE: Georgia

BIRTHPLACE: Lithonia, GA
HOW ACQUIRED: D1 '23
NFL EXPERIENCE: R

OFFENSIVE TACKLE
BRODERICK JONES

BRODERICK JONES' NFL REGULAR SEASON DEFENSIVE STATISTICS

DATE	TEAM	GP	GS	TACKLES					INTERCEPTIONS					O. FUMB			ST			MISC						
				TK	S	A	TFL	YDS	SK	YDS	QBH	NO	YDS	LG	TD	PD	FF	FR	TD	YDS	TK	S	A	FF	FR	S
2023	Steelers	17	11	0	0	0	0	0	0.0	0.0	0	0	0	0	0	0	1	0	0	0	0	0	0	0	0	1
NFL TOTALS		17	11	0	0	0	0	0	0.0	0.0	0	0	0	0	0	0	1	0	0	0	0	0	0	0	0	1

BRODERICK JONES' NFL POSTSEASON DEFENSIVE STATISTICS

DATE	TEAM	GP	GS	TACKLES					INTERCEPTIONS					O. FUMB			ST			MISC						
				TK	S	A	TFL	YDS	SK	YDS	QBH	NO	YDS	LG	TD	PD	FF	FR	TD	YDS	TK	S	A	FF	FR	S
2023	Steelers	1	1	0	0	0	0	0	0.0	0.0	0	0	0	0	0	0	0	0	0	0	0	0	0	0	0	0
NFL TOTALS		1	1	0	0	0	0	0	0.0	0.0	0	0	0	0	0	0	0	0	0	0	0	0	0	0	0	0

2023 GAME-BY-GAME REGULAR-SEASON STATISTICS (STEELERS)

DATE	OPPONENT	P/S	TACKLES					INTERCEPTIONS					O. FUMB			ST			MISC		SCORE						
			TK	S	A	SK	YDS	TFL	YDS	QBH	NO	YDS	LG	TD	PD	FF	FR	TD	YDS	TK		S	A	FF	FR	S	A
09/10	49ers	P	0	0	0	0.0	0.0	0	0	0	0	0	0	0	0	0	0	0	0	0	0	0	0	0	0	L	7-30
09/18	Browns	P	0	0	0	0.0	0.0	0	0	0	0	0	0	0	0	0	0	0	0	0	0	0	0	0	0	W	26-22
09/24	at Raiders	P	0	0	0	0.0	0.0	0	0	0	0	0	0	0	0	0	0	0	0	0	0	0	0	0	0	W	23-18
10/01	at Texans	P	0	0	0	0.0	0.0	0	0	0	0	0	0	0	0	0	0	0	0	0	0	0	0	0	0	L	6-30
10/08	Ravens	S	0	0	0	0.0	0.0	0	0	0	0	0	0	0	0	0	0	0	0	0	0	0	0	0	0	W	17-10
10/22	at Rams	P	0	0	0	0.0	0.0	0	0	0	0	0	0	0	0	0	0	0	0	0	0	0	0	0	0	W	24-17
10/29	Jaguars	P	0	0	0	0.0	0.0	0	0	0	0	0	0	0	0	0	0	0	0	0	0	0	0	0	0	L	10-20
11/02	Titans	S	0	0	0	0.0	0.0	0	0	0	0	0	0	0	0	0	0	0	0	0	0	0	0	0	0	W	20-16
11/12	Packers	S	0	0	0	0.0	0.0	0	0	0	0	0	0	0	0	0	0	0	0	0	0	0	0	0	0	W	23-19
11/19	at Browns	S	0	0	0	0.0	0.0	0	0	0	0	0	0	0	0	0	0	0	0	0	0	0	0	0	0	L	10-13
11/26	at Bengals	S	0	0	0	0.0	0.0	0	0	0	0	0	0	0	0	0	0	0	0	0	0	0	0	0	0	W	16-10
12/03	Cardinals	S	0	0	0	0.0	0.0	0	0	0	0	0	0	0	0	0	0	0	0	0	0	0	0	0	0	L	10-24
12/07	Patriots	S	0	0	0	0.0	0.0	0	0	0	0	0	0	0	0	0	0	0	0	0	0	0	0	1	L	18-21	
12/16	at Colts	S	0	0	0	0.0	0.0	0	0	0	0	0	0	0	0	0	0	0	0	0	0	0	0	0	0	L	13-30
12/23	Bengals	S	0	0	0	0.0	0.0	0	0	0	0	0	0	0	0	0	0	0	0	0	0	0	0	0	0	W	34-11
12/31	at Seahawks	S	0	0	0	0.0	0.0	0	0	0	0	0	0	0	0	0	0	0	0	0	0	0	0	0	0	W	30-23
01/06	at Ravens	S	0	0	0	0.0	0.0	0	0	0	0	0	0	0	0	1	0	0	0	0	0	0	0	0	0	W	17-10
2023 TOTALS		17-11	0	0	0	0.0	0.0	0	0	0	0	0	0	0	0	1	0	0	0	0	0	0	0	0	1	10-7	

2023 GAME-BY-GAME POSTSEASON STATISTICS (STEELERS)

DATE	OPPONENT	P/S	TACKLES					INTERCEPTIONS					O. FUMB			ST			MISC		SCORE						
			TK	S	A	SK	YDS	TFL	YDS	QBH	NO	YDS	LG	TD	PD	FF	FR	TD	YDS	TK		S	A	FF	FR	S	A
01/15	at Bills	S	0	0	0	0.0	0.0	0	0	0	0	0	0	0	0	0	0	0	0	0	0	0	0	0	0	L	17-31
2023 TOTALS		1-1	0	0	0	0.0	0.0	0	0	0	0	0	0	0	0	0	0	0	0	0	0	0	0	0	0	0-1	



23

HEIGHT: 5-11
 BIRTHPLACE: San Bernardino, CA
 WEIGHT: 174
 HOW ACQUIRED: FA '22
 BORN: June 5, 1993
 NFL EXPERIENCE: 7th year
 COLLEGE: San Diego State

SAFETY
DAMONTAE KAZEE
(RHP/MLT/ROY/ST/OT)

DAMONTAE KAZEE'S NFL REGULAR SEASON DEFENSIVE STATISTICS

DATE	TEAM	GP	GS	TACKLES					INTERCEPTIONS					O. FUMB			ST			MISC						
				TK	S	A	TFL	YDS	SK	YDS	QBH	NO	YDS	LG	TD	PD	FF	FR	TD	YDS	TK	S	A	FF	FR	S
2017	Falcons	16	1	18	10	8	0	0	0.0	0.0	0	0	0	0	0	1	0	0	0	5	4	1	1	0	0	0
2018	Falcons	16	15	80	58	22	1	1	0.0	0.0	0	7	54	33	0	10	1	0	0	2	2	0	0	0	0	0
2019	Falcons	16	14	69	42	27	2	1	0.0	0.0	0	3	53	22	0	3	0	0	0	5	4	1	1	0	0	0
2020	Falcons	4	4	20	17	3	0	0	0.0	0.0	0	0	0	0	0	1	0	0	0	0	0	0	0	0	0	0
2021	Cowboys	17	15	51	34	17	0	0	0.0	0.0	0	2	8	8	0	4	2	0	0	1	1	0	0	0	0	0
2022	Steelers	9	4	19	11	8	0	0	0.0	0.0	0	2	14	12	0	2	0	0	0	1	0	1	0	0	0	0
2023	Steelers	14	9	61	46	15	0	0	0.0	0.0	0	2	37	30	0	3	0	2	0	1	0	0	0	0	0	0
NFL TOTALS		92	62	318	218	100	3	2	0.0	0.0	0	16	166	33	0	22	5	2	0	1	14	11	3	2	0	0

DAMONTAE KAZEE'S NFL POSTSEASON DEFENSIVE STATISTICS

DATE	TEAM	GP	GS	TACKLES					INTERCEPTIONS					O. FUMB			ST			MISC						
				TK	S	A	TFL	YDS	SK	YDS	QBH	NO	YDS	LG	TD	PD	FF	FR	TD	YDS	TK	S	A	FF	FR	S
2017	Falcons	2	0	0	0	0	0	0	0.0	0.0	0	0	0	0	0	0	0	0	0	3	3	0	1	0	0	0
2021	Cowboys	1	1	8	3	5	0	0	0.0	0.0	0	0	0	0	0	0	0	0	0	0	0	0	0	0	0	0
2023	Steelers	1	1	2	1	1	0	0	0.0	0.0	0	0	0	0	0	0	0	0	0	0	0	0	0	0	0	0
NFL TOTALS		4	2	10	4	6	0	0	0.0	0.0	0	0	0	0	0	0	0	0	0	3	3	0	1	0	0	0

SINGLE-GAME HIGHS: DEFENSIVE

- Total Tackles: 9 vs. Tampa Bay Buccaneers, Nov 24, 2019
9 vs. New Orleans Saints, Sep 23, 2018
...1 more at 9.
- Solo Tackles: 7 at Dallas Cowboys, Sep 20, 2020
7 vs. Cincinnati Bengals, Sep 30, 2018
...1 more at 7.
- Passes Defensed: 2 vs. Carolina Panthers, Dec 08, 2019
1 at Cincinnati Bengals, Nov 26, 2023
...19 more at 1.
- Forced Fumbles: 1 vs. Washington Football Team, Dec 26, 2021
1 at Tampa Bay Buccaneers, Sep 09, 2021
...3 more at 1.
- Fumble Recoveries: 1 vs. Cleveland Browns, Sep 18, 2023
- Tackles For Loss: 2 vs. Los Angeles Rams, Oct 20, 2019
1 vs. New York Giants, Oct 22, 2018
- Interceptions: 2 vs. Carolina Panthers, Dec 08, 2019
1 vs. Green Bay Packers, Nov 12, 2023
...13 more at 1.
- Interception Return Yards: 43 vs. Carolina Panthers, Dec 08, 2019
33 at Cleveland Browns, Nov 11, 2018
2 at Philadelphia Eagles, Jan 08, 2022
2 vs. Philadelphia Eagles, Sep 15, 2019
...1 more at 2.
- Special Teams Tackles: 1 vs. Carolina Panthers, Dec 08, 2019
1 at Chicago Bears, Sep 10, 2017
- Special Teams Forced Fumbles: 1 vs. Carolina Panthers, Dec 08, 2019
1 at Chicago Bears, Sep 10, 2017
- Longest Opp Fumble Return: 1 vs. Baltimore Ravens, Oct 08, 2023

SINGLE-GAME HIGHS - POSTSEASON: DEFENSIVE

- Total Tackles: 9 vs. San Francisco 49ers, Jan 16, 2022
2 at Buffalo Bills, Jan 15, 2024
- Solo Tackles: 5 vs. San Francisco 49ers, Jan 16, 2022
1 at Buffalo Bills, Jan 15, 2024
- Special Teams Tackles: 3 at Los Angeles Rams, Jan 06, 2018
- Special Teams Forced Fumbles: 1 at Los Angeles Rams, Jan 06, 2018

2023 GAME-BY-GAME REGULAR-SEASON STATISTICS (STEELERS)

DATE	OPPONENT	P/S	TACKLES					INTERCEPTIONS					O. FUMB			ST			MISC		W/L	SCORE					
			TK	S	A	SK	YDS	TFL	YDS	QBH	NO	YDS	LG	TD	PD	FF	FR	TD	YDS	TK			S	A	FF	FR	S
09/10	49ers	P	4	3	1	0.0	0.0	0	0	0	0	0	0	0	0	0	0	0	0	0	0	0	0	0	0	L	7-30
09/18	Browns	S	6	6	0	0.0	0.0	0	0	0	0	0	0	0	1	0	0	0	0	0	0	0	0	0	0	W	26-22
09/24	at Raiders	P	2	2	0	0.0	0.0	0	0	0	0	0	0	0	0	0	0	0	0	0	0	0	0	0	0	W	23-18
10/01	at Texans	P	3	3	0	0.0	0.0	0	0	0	0	0	0	0	0	0	0	0	0	0	0	0	0	0	0	L	6-30
10/08	Ravens	P	3	1	2	0.0	0.0	0	0	0	0	0	0	0	1	0	1	0	0	0	0	0	0	0	0	W	17-10
10/22	at Rams	S	7	4	3	0.0	0.0	0	0	0	0	0	0	0	0	0	0	0	0	0	0	0	0	0	0	W	24-17
10/29	Jaguars	P	5	5	0	0.0	0.0	0	0	0	1	7	7	0	1	0	0	0	0	0	0	0	0	0	0	L	10-20
11/02	Titans	S	4	3	1	0.0	0.0	0	0	0	0	0	0	0	0	0	0	0	0	0	0	0	0	0	0	W	20-16
11/12	Packers	S	5	4	1	0.0	0.0	0	0	0	1	30	30	0	1	0	0	0	0	0	0	0	0	0	0	W	23-19
11/19	at Browns	S	5	3	2	0.0	0.0	0	0	0	0	0	0	0	0	0	0	0	0	0	0	0	0	0	0	L	10-13
11/26	at Bengals	S	5	2	3	0.0	0.0	0	0	0	0	0	0	0	1	0	0	0	0	0	0	0	0	0	0	W	16-10
12/03	Cardinals	S	4	3	1	0.0	0.0	0	0	0	0	0	0	0	0	0	0	0	0	0	0	0	0	0	0	L	10-24
12/07	Patriots	S	3	3	0	0.0	0.0	0	0	0	0	0	0	0	0	0	0	0	0	0	0	0	0	0	0	L	18-21
12/16	at Colts	S	5	4	1	0.0	0.0	0	0	0	0	0	0	0	0	0	0	0	0	0	0	0	0	0	0	L	13-30
12/23	Bengals																									W	34-11
2023 TOTALS		14-9	61	46	15	0.0	0.0	0	0	0	2	37	30	0	3	0	2	0	1	0	0	0	0	0	0	0	8-7

2022 GAME-BY-GAME REGULAR-SEASON STATISTICS (STEELERS)

DATE	OPPONENT	P/S	TACKLES							INTERCEPTIONS				O. FUMB				ST				MISC		W/L	SCORE				
			TK	S	A	SK	YDS	TFL	YDS	QBH	NO	YDS	LG	TD	PD	FF	FR	TD	YDS	TK	S	A	FF			FR	S	A	
09/11	at Bengals																									W	23-20+		
09/18	Patriots																									L	14-17		
09/22	at Browns																									L	17-29		
10/02	Jets																									L	20-24		
10/09	at Bills																									L	3-38		
10/16	Buccaneers																									W	20-18		
10/23	at Dolphins																									L	10-16		
10/30	at Eagles																									L	13-35		
11/13	Saints																									W	20-10		
11/20	Bengals	P	1	0	1	0.0	0.0	0	0	0	0	0	0	0	0	0	0	0	0	0	0	0	0	0	0	0	L	30-37	
11/28	at Colts	P	1	1	0	0.0	0.0	0	0	0	0	0	0	0	0	0	0	0	0	0	0	0	0	0	0	0	W	24-17	
12/04	at Falcons	S	1	1	0	0.0	0.0	0	0	0	0	0	0	0	0	0	0	0	0	0	0	0	0	0	0	0	W	19-16	
12/11	Ravens	S	3	2	1	0.0	0.0	0	0	0	0	0	0	0	0	0	0	0	0	0	0	0	0	0	0	0	L	14-16	
12/18	at Panthers	P	1	0	1	0.0	0.0	0	0	0	0	0	0	0	0	0	0	0	0	0	0	0	0	0	0	0	W	24-16	
12/24	Raiders	S	4	4	0	0.0	0.0	0	0	0	0	0	0	0	0	0	0	0	0	0	0	0	0	0	0	0	W	13-10	
01/01	at Ravens	P	2	0	2	0.0	0.0	0	0	0	0	0	0	0	0	0	0	0	0	0	0	0	0	0	0	0	W	16-13	
01/08	Browns	P	2	0	2	0.0	0.0	0	0	0	0	1	12	12	0	1	0	0	0	0	0	0	0	0	0	0	0	W	28-14
2022 TOTALS		8-3	15	8	7	0.0	0.0	0	0	0	0	1	12	12	0	1	0	0	0	0	0	0	0	0	0	0	9-8		

+ - Overtime

2021 GAME-BY-GAME REGULAR-SEASON STATISTICS (COWBOYS)

DATE	OPPONENT	P/S	TACKLES							INTERCEPTIONS				O. FUMB				ST				MISC		W/L	SCORE			
			TK	S	A	SK	YDS	TFL	YDS	QBH	NO	YDS	LG	TD	PD	FF	FR	TD	YDS	TK	S	A	FF			FR	S	A
09/09	at Buccaneers	S	2	2	0	0.0	0.0	0	0	0	0	0	0	0	0	1	1	0	0	0	0	0	0	0	0	0	L	29-31
09/19	at Chargers	S	2	1	1	0.0	0.0	0	0	0	0	1	0	0	0	0	0	0	0	0	0	0	0	0	0	0	W	20-17
09/27	Eagles	S	3	1	2	0.0	0.0	0	0	0	0	0	0	0	0	1	0	0	0	0	0	0	0	0	0	0	W	41-21
10/03	Panthers	S	4	3	1	0.0	0.0	0	0	0	0	0	0	0	0	0	0	0	0	0	0	0	0	0	0	0	W	36-28
10/10	Giants	S	3	3	0	0.0	0.0	0	0	0	0	0	0	0	0	0	0	0	0	0	0	0	0	0	0	0	W	44-20
10/17	at Patriots	S	3	3	0	0.0	0.0	0	0	0	0	0	0	0	0	0	0	0	0	0	0	0	0	0	0	0	W	35-29+
10/31	at Vikings	S	2	2	0	0.0	0.0	0	0	0	0	0	0	0	0	0	0	0	0	0	0	0	0	0	0	0	W	20-16
11/07	Broncos	S	1	0	1	0.0	0.0	0	0	0	0	0	0	0	0	0	0	0	0	0	0	0	0	0	0	0	L	16-30
11/14	Falcons	P	2	2	0	0.0	0.0	0	0	0	0	0	0	0	0	0	0	0	0	0	0	0	0	0	0	0	W	43-3
11/21	at Chiefs	P	1	1	0	0.0	0.0	0	0	0	0	0	0	0	0	0	0	0	0	0	0	0	0	0	0	0	L	9-19
11/25	Raiders	S	4	3	1	0.0	0.0	0	0	0	0	0	0	0	0	0	0	0	0	0	0	0	0	0	0	0	L	33-36+
12/02	at Saints	S	2	1	1	0.0	0.0	0	0	0	0	1	8	8	0	1	0	0	0	0	0	0	0	0	0	0	W	27-17
12/12	at Football Team	S	3	2	1	0.0	0.0	0	0	0	0	0	0	0	0	0	0	0	0	0	0	0	0	0	0	0	W	27-20
12/19	at Giants	S	7	3	4	0.0	0.0	0	0	0	0	0	0	0	0	0	0	0	0	0	0	0	0	0	0	0	W	21-6
12/26	Football Team	S	5	3	2	0.0	0.0	0	0	0	0	0	0	0	0	0	1	0	0	0	0	0	0	0	0	0	W	56-14
01/02	Cardinals	S	1	0	1	0.0	0.0	0	0	0	0	0	0	0	0	0	0	0	0	0	0	0	0	0	0	0	L	22-25
01/08	at Eagles	S	6	4	2	0.0	0.0	0	0	0	0	0	0	0	0	0	0	0	0	0	0	0	0	0	0	0	W	51-26
2021 TOTALS		17-15	51	34	17	0.0	0.0	0	0	0	0	2	8	8	0	4	2	0	0	0	0	0	0	0	0	0	12-5	

+ - Overtime

2020 GAME-BY-GAME REGULAR-SEASON STATISTICS (FALCONS)

DATE	OPPONENT	P/S	TACKLES							INTERCEPTIONS				O. FUMB				ST				MISC		W/L	SCORE			
			TK	S	A	SK	YDS	TFL	YDS	QBH	NO	YDS	LG	TD	PD	FF	FR	TD	YDS	TK	S	A	FF			FR	S	A
09/13	Seahawks	S	4	4	0	0.0	0.0	0	0	0	0	0	0	0	0	0	0	0	0	0	0	0	0	0	0	0	L	25-38
09/20	at Cowboys	S	8	7	1	0.0	0.0	0	0	0	0	0	0	0	0	0	0	0	0	0	0	0	0	0	0	0	L	39-40
09/27	Bears	S	3	3	0	0.0	0.0	0	0	0	0	0	0	0	0	0	1	0	0	0	0	0	0	0	0	0	L	26-30
10/05	at Packers	S	5	3	2	0.0	0.0	0	0	0	0	0	0	0	0	0	0	0	0	0	0	0	0	0	0	0	L	16-30
10/11	Panthers																									L	16-23	
10/18	at Vikings																									W	40-23	
10/25	Lions																									L	22-23	
10/29	at Panthers																									W	25-17	
11/08	Broncos																									W	34-27	
11/22	at Saints																									L	9-24	
11/29	Raiders																									W	43-6	
12/06	Saints																									L	16-21	
12/13	at Chargers																									L	17-20	
12/20	Buccaneers																									L	27-31	
12/27	at Chiefs																									L	14-17	
01/03	at Buccaneers																									L	27-44	
2020 TOTALS		4-4	20	17	3	0.0	0.0	0	0	0	0	0	0	0	0	0	1	0	0	0	0	0	0	0	0	0	4-12	

2019 GAME-BY-GAME REGULAR-SEASON STATISTICS (FALCONS)

DATE	OPPONENT	P/S	TACKLES							INTERCEPTIONS				O. FUMB			ST			MISC		W/L	SCORE				
			TK	S	A	SK	YDS	TFL	YDS	QBH	NO	YDS	LG	TD	PD	FF	FR	TD	YDS	TK	S			A	FF	FR	S
09/08	at Vikings	P	1	1	0	0.0	0.0	0	0	0	0	0	0	0	0	0	0	0	0	0	0	0	0	0	0	L	12-28
09/15	Eagles	S	6	3	3	0.0	0.0	0	0	0	0	0	0	0	0	0	0	0	2	1	1	0	0	0	0	W	24-20
09/22	at Colts	S	6	4	2	0.0	0.0	0	0	0	0	0	0	0	0	0	0	0	0	0	0	0	0	0	0	L	24-27
09/29	Titans	S	1	1	0	0.0	0.0	0	0	0	0	0	0	0	0	0	0	0	0	0	0	0	0	0	0	L	10-24
10/06	at Texans	S	2	0	2	0.0	0.0	0	0	0	0	0	0	0	0	0	0	0	0	0	0	0	0	0	0	L	32-53
10/13	at Cardinals	S	4	2	2	0.0	0.0	0	0	0	0	0	0	0	0	0	0	0	0	0	0	0	0	0	0	L	33-34
10/20	Rams	S	8	6	2	0.0	0.0	2	1	0	0	0	0	0	0	0	0	0	0	0	0	0	0	0	0	L	10-37
10/27	Seahawks	S	5	5	0	0.0	0.0	0	0	0	0	0	0	0	0	0	0	0	1	1	0	0	0	0	0	L	20-27
11/10	at Saints	P	5	2	3	0.0	0.0	0	0	0	0	0	0	0	0	0	0	0	1	1	0	0	0	0	0	W	26-9
11/17	at Panthers	S	3	3	0	0.0	0.0	0	0	1	10	10	1	0	0	0	0	0	0	0	0	0	0	0	0	W	29-3
11/24	Buccaneers	S	9	2	7	0.0	0.0	0	0	0	0	0	0	0	0	0	0	0	0	0	0	0	0	0	0	L	22-35
11/28	Saints	S	4	3	1	0.0	0.0	0	0	0	0	0	0	0	0	0	0	0	0	0	0	0	0	0	0	L	18-26
12/08	Panthers	S	2	1	1	0.0	0.0	0	0	2	43	22	2	0	0	0	0	0	1	1	0	1	0	0	0	W	40-20
12/15	at 49ers	S	7	4	3	0.0	0.0	0	0	0	0	0	0	0	0	0	0	0	0	0	0	0	0	0	0	W	29-22
12/22	Jaguars	S	1	1	0	0.0	0.0	0	0	0	0	0	0	0	0	0	0	0	0	0	0	0	0	0	0	W	24-12
12/29	at Buccaneers	S	5	4	1	0.0	0.0	0	0	0	0	0	0	0	0	0	0	0	0	0	0	0	0	0	0	W	28-22+
2019 TOTALS			16-14	69	42	27	0.0	0.0	2	1	0	3	53	22	0	3	0	0	0	5	4	1	1	0	0	0	7-9

+ - Overtime

2018 GAME-BY-GAME REGULAR-SEASON STATISTICS (FALCONS)

DATE	OPPONENT	P/S	TACKLES							INTERCEPTIONS				O. FUMB			ST			MISC		W/L	SCORE				
			TK	S	A	SK	YDS	TFL	YDS	QBH	NO	YDS	LG	TD	PD	FF	FR	TD	YDS	TK	S			A	FF	FR	S
09/06	at Eagles	P	2	2	0	0.0	0.0	0	0	0	0	0	0	1	0	0	0	0	1	1	0	0	0	0	0	L	12-18
09/16	Panthers	S	3	3	0	0.0	0.0	0	0	0	0	0	0	0	0	0	0	0	0	0	0	0	0	0	0	W	31-24
09/23	Saints	S	9	7	2	0.0	0.0	0	0	0	0	0	0	0	0	0	0	0	1	1	0	0	0	0	0	L	37-43+
09/30	Bengals	S	7	7	0	0.0	0.0	0	0	1	23	23	0	1	0	0	0	0	0	0	0	0	0	0	0	L	36-37
10/07	at Steelers	S	6	5	1	0.0	0.0	0	0	1	0	0	0	1	1	0	0	0	0	0	0	0	0	0	0	L	17-41
10/14	Buccaneers	S	4	3	1	0.0	0.0	0	0	1	-4	-4	0	1	0	0	0	0	0	0	0	0	0	0	0	W	34-29
10/22	Giants	S	5	3	2	0.0	0.0	1	1	0	0	0	0	1	0	0	0	0	0	0	0	0	0	0	0	W	23-20
11/04	at Redskins	S	5	3	2	0.0	0.0	0	0	1	0	0	0	1	0	0	0	0	0	0	0	0	0	0	0	W	38-14
11/11	at Browns	S	3	1	2	0.0	0.0	0	0	1	33	33	0	1	0	0	0	0	0	0	0	0	0	0	0	L	16-28
11/18	Cowboys	S	5	2	3	0.0	0.0	0	0	0	0	0	0	0	0	0	0	0	0	0	0	0	0	0	0	L	19-22
11/22	at Saints	S	5	4	1	0.0	0.0	0	0	1	0	0	0	1	0	0	0	0	0	0	0	0	0	0	0	L	17-31
12/02	Ravens	S	6	3	3	0.0	0.0	0	0	0	0	0	0	0	0	0	0	0	0	0	0	0	0	0	0	L	16-26
12/09	at Packers	S	5	4	1	0.0	0.0	0	0	0	0	0	0	0	0	0	0	0	0	0	0	0	0	0	0	L	20-34
12/16	Cardinals	S	6	4	2	0.0	0.0	0	0	0	0	0	0	0	0	0	0	0	0	0	0	0	0	0	0	W	40-14
12/23	at Panthers	S	4	3	1	0.0	0.0	0	0	0	0	0	0	1	0	0	0	0	0	0	0	0	0	0	0	W	24-10
12/30	at Buccaneers	S	5	4	1	0.0	0.0	0	0	1	2	2	0	1	0	0	0	0	0	0	0	0	0	0	0	W	34-32
2018 TOTALS			16-15	80	58	22	0.0	0.0	1	1	0	7	54	33	0	10	1	0	0	2	2	0	0	0	0	0	7-9


+ - Overtime

2017 GAME-BY-GAME REGULAR-SEASON STATISTICS (FALCONS)

DATE	OPPONENT	P/S	TACKLES							INTERCEPTIONS				O. FUMB			ST			MISC		W/L	SCORE				
			TK	S	A	SK	YDS	TFL	YDS	QBH	NO	YDS	LG	TD	PD	FF	FR	TD	YDS	TK	S			A	FF	FR	S
09/10	at Bears	P	1	1	0	0.0	0.0	0	0	0	0	0	0	0	0	0	0	0	1	1	0	1	0	0	0	W	23-17
09/17	Packers	P	0	0	0	0.0	0.0	0	0	0	0	0	0	0	0	0	0	0	0	0	0	0	0	0	0	W	34-23
09/24	at Lions	P	0	0	0	0.0	0.0	0	0	0	0	0	0	0	0	0	0	0	0	0	0	0	0	0	0	W	30-26
10/01	Bills	S	9	4	5	0.0	0.0	0	0	0	0	0	0	0	1	0	0	0	0	0	0	0	0	0	0	L	17-23
10/15	Dolphins	P	0	0	0	0.0	0.0	0	0	0	0	0	0	0	0	0	0	0	0	0	0	0	0	0	0	L	17-20
10/22	at Patriots	P	0	0	0	0.0	0.0	0	0	0	0	0	0	0	0	0	0	0	0	0	0	0	0	0	0	L	7-23
10/29	at Jets	P	0	0	0	0.0	0.0	0	0	0	0	0	0	0	0	0	0	0	0	0	0	0	0	0	0	W	25-20
11/05	at Panthers	P	0	0	0	0.0	0.0	0	0	0	0	0	0	0	0	0	0	0	0	0	0	0	0	0	0	L	17-20
11/12	Cowboys	P	0	0	0	0.0	0.0	0	0	0	0	0	0	0	0	0	0	0	0	0	0	0	0	0	0	W	27-7
11/20	at Seahawks	P	1	1	0	0.0	0.0	0	0	0	0	0	0	0	0	0	0	0	1	1	0	0	0	0	0	W	34-31
11/26	Buccaneers	P	5	3	2	0.0	0.0	0	0	0	0	0	0	0	0	0	0	0	0	0	0	0	0	0	0	W	34-20
12/03	Vikings	P	2	1	1	0.0	0.0	0	0	0	0	0	0	0	0	0	0	0	0	0	0	0	0	0	0	L	9-14
12/07	Saints	P	0	0	0	0.0	0.0	0	0	0	0	0	0	0	0	0	0	0	2	1	1	0	0	0	0	W	20-17
12/18	at Buccaneers	P	0	0	0	0.0	0.0	0	0	0	0	0	0	0	0	0	0	0	1	1	0	0	0	0	0	W	24-21
12/24	at Saints	P	0	0	0	0.0	0.0	0	0	0	0	0	0	0	0	0	0	0	0	0	0	0	0	0	0	L	13-23
12/31	Panthers	P	0	0	0	0.0	0.0	0	0	0	0	0	0	0	0	0	0	0	0	0	0	0	0	0	0	W	22-10
2017 TOTALS			16-1	18	10	8	0.0	0.0	0	0	0	0	0	0	1	0	0	0	5	4	1	1	0	0	0	0	10-6

2023 GAME-BY-GAME POSTSEASON STATISTICS (STEELERS)

DATE	OPPONENT	P/S	TACKLES							INTERCEPTIONS				O. FUMB			ST			MISC		W/L	SCORE				
			TK	S	A	SK	YDS	TFL	YDS	QBH	NO	YDS	LG	TD	PD	FF	FR	TD	YDS	TK	S			A	FF	FR	S
01/15	at Bills	S	2	1	1	0.0	0.0	0	0	0	0	0	0	0	0	0	0	0	0	0	0	0	0	0	0	L	17-31
2023 TOTALS			1-1	2	1	1	0.0	0.0	0	0	0	0	0	0	0	0	0	0	0	0	0	0	0	0	0	0	0-1



28

SAFETY
MILES KILLEBREW

(1111000)

HEIGHT: 6-2
WEIGHT: 222
BORN: May 10, 1993
COLLEGE: Southern Utah

BIRTHPLACE: Henderson, NV
HOW ACQUIRED: FA '22
NFL EXPERIENCE: 8th year

MILES KILLEBREW'S NFL REGULAR SEASON DEFENSIVE STATISTICS

DATE	TEAM	GP	GS	TACKLES						YDS	QBH	INTERCEPTIONS				O. FUMB			ST			MISC					
				TK	S	A	TFL	YDS	SK			NO	YDS	LG	TD	PD	FF	FR	TD	YDS	TK	S	A	FF	FR	S	A
2016	Lions	16	0	20	15	5	0	0	0.0	0.0	0	1	7	7	0	1	0	0	0	0	8	8	0	0	0	0	0
2017	Lions	16	3	31	25	6	1	4	0.0	0.0	1	1	35	35	1	5	1	0	0	0	7	7	0	0	0	0	0
2018	Lions	16	0	0	0	0	0	0	0.0	0.0	0	0	0	0	0	0	0	0	0	0	7	5	2	0	0	0	0
2019	Lions	15	1	5	5	0	0	0	0.0	0.0	0	0	0	0	0	0	0	0	0	15	13	2	0	0	0	0	0
2020	Lions	15	0	0	0	0	0	0	0.0	0.0	0	0	0	0	0	0	0	0	0	12	10	2	0	0	0	0	0
2021	Steelers	17	0	6	5	1	1	0	0.0	0.0	0	0	0	0	0	0	0	0	0	7	4	3	0	0	0	0	0
2022	Steelers	17	0	0	0	0	0	0	0.0	0.0	0	0	0	0	0	0	0	0	0	4	1	3	0	0	0	0	0
2023	Steelers	17	0	13	10	3	1	1	0.0	0.0	1	0	0	0	0	0	0	0	0	13	11	2	0	0	0	0	0
NFL TOTALS		129	5	75	60	15	3	5	0.0	0.0	2	2	42	35	1	6	1	0	0	73	59	14	0	0	0	0	0

MILES KILLEBREW'S NFL POSTSEASON DEFENSIVE STATISTICS

DATE	TEAM	GP	GS	TACKLES						YDS	QBH	INTERCEPTIONS				O. FUMB			ST			MISC						
				TK	S	A	TFL	YDS	SK			NO	YDS	LG	TD	PD	FF	FR	TD	YDS	TK	S	A	FF	FR	S	A	
2016	Lions	1	0	1	1	0	0	0	0.0	0.0	0	0	0	0	0	0	0	0	0	0	0	0	0	0	0	0	0	0
2021	Steelers	1	0	1	0	1	0	0	0.0	0.0	0	0	0	0	0	0	0	0	0	2	1	1	0	0	0	0	0	0
2023	Steelers	1	0	0	0	0	0	0	0.0	0.0	0	0	0	0	0	0	0	0	0	0	0	0	0	0	0	0	0	0
NFL TOTALS		3	0	2	1	1	0	0	0.0	0.0	0	0	0	0	0	0	0	0	0	2	1	1	0	0	0	0	0	0

SINGLE-GAME HIGHS: DEFENSIVE

- | | | | |
|------------------|--|---------------------------|--|
| Total Tackles | 8 vs. Atlanta Falcons, Sep 24, 2017 | Interceptions | 1 vs. Arizona Cardinals, Sep 10, 2017 |
| | 5 vs. Jacksonville Jaguars, Nov 20, 2016 | | 1 at New Orleans Saints, Dec 04, 2016 |
| Solo Tackles | 7 vs. Atlanta Falcons, Sep 24, 2017 | Interception Return Yards | 35 vs. Arizona Cardinals, Sep 10, 2017 |
| | 4 vs. Minnesota Vikings, Nov 24, 2016 | | 7 at New Orleans Saints, Dec 04, 2016 |
| | ...1 more at 4. | Safeties | 1 vs. Baltimore Ravens, Oct 08, 2023 |
| Passes Defensed | 2 at Minnesota Vikings, Oct 01, 2017 | Special Teams Tackles | 2 at Seattle Seahawks, Dec 31, 2023 |
| | 2 vs. Arizona Cardinals, Sep 10, 2017 | | 2 vs. Arizona Cardinals, Dec 03, 2023 |
| Forced Fumbles | 1 at New Orleans Saints, Oct 15, 2017 | | ...15 more at 2. |
| Tackles For Loss | 1 vs. Jacksonville Jaguars, Oct 29, 2023 | | |
| | 1 at Minnesota Vikings, Dec 09, 2021 | | |
| | ...1 more at 1. | | |

SINGLE-GAME HIGHS - POSTSEASON: DEFENSIVE

- | | | | |
|---------------|---------------------------------------|-----------------------|---------------------------------------|
| Total Tackles | 1 at Kansas City Chiefs, Jan 16, 2022 | Special Teams Tackles | 2 at Kansas City Chiefs, Jan 16, 2022 |
| | 1 at Seattle Seahawks, Jan 07, 2017 | | |
| Solo Tackles | 1 at Seattle Seahawks, Jan 07, 2017 | | |

2023 GAME-BY-GAME REGULAR-SEASON STATISTICS (STEELERS)

DATE	OPPONENT	P/S	TACKLES						YDS	QBH	INTERCEPTIONS				O. FUMB			ST			MISC			W/L	SCORE	
			TK	S	A	SK	YDS	TFL			NO	YDS	LG	TD	PD	FF	FR	TD	YDS	TK	S	A	FF			FR
09/10	49ers	P	0	0	0	0	0	0	0	0	0	0	0	0	0	0	0	0	2	1	1	0	0	0	L	7-30
09/18	Browns	P	0	0	0	0	0	0	0	0	0	0	0	0	0	0	0	0	0	0	0	0	0	0	W	26-22
09/24	at Raiders	P	0	0	0	0	0	0	0	0	0	0	0	0	0	0	0	0	2	2	0	0	0	0	W	23-18
10/01	at Texans	P	0	0	0	0	0	0	0	0	0	0	0	0	0	0	0	0	1	1	0	0	0	0	L	6-30
10/08	Ravens	P	0	0	0	0	0	0	0	0	0	0	0	0	0	0	0	0	1	1	0	0	0	0	W	17-10
10/22	at Rams	P	0	0	0	0	0	0	0	0	0	0	0	0	0	0	0	0	0	0	0	0	0	0	W	24-17
10/29	Jaguars	P	2	2	0	0	0	1	1	0	0	0	0	0	0	0	0	0	1	1	0	0	0	0	L	10-20
11/02	Titans	P	0	0	0	0	0	0	0	0	0	0	0	0	0	0	0	0	0	0	0	0	0	0	W	20-16
11/12	Packers	P	0	0	0	0	0	0	0	0	0	0	0	0	0	0	0	0	0	0	0	0	0	0	W	23-19
11/19	at Browns	P	1	1	0	0	0	0	0	0	0	0	0	0	0	0	0	0	1	1	0	0	0	0	L	10-13
11/26	at Bengals	S	0	0	0	0	0	0	0	0	0	0	0	0	0	0	0	0	1	1	0	0	0	0	W	16-10
12/03	Cardinals	P	0	0	0	0	0	0	0	0	0	0	0	0	0	0	0	0	2	2	0	0	0	0	L	10-24
12/07	Patriots	P	0	0	0	0	0	0	0	0	0	0	0	0	0	0	0	0	0	0	0	0	0	0	L	18-21
12/16	at Colts	P	1	1	0	0	0	0	0	0	0	0	0	0	0	0	0	0	0	0	0	0	0	0	L	13-30
12/23	Bengals	P	3	1	2	0	0	0	0	0	0	0	0	0	0	0	0	0	0	0	0	0	0	0	W	34-11
12/31	at Seahawks	P	2	2	0	0	0	0	0	0	0	0	0	0	0	0	0	0	2	1	1	0	0	0	W	30-23
01/06	at Ravens	P	4	3	1	0	0	0	0	1	0	0	0	0	0	0	0	0	0	0	0	0	0	0	W	17-10
2023 TOTALS			17-1	13	10	3	0.0	0.0	1	1	1	0	0	0	0	0	0	0	13	11	2	0	0	0	0	10-7

2022 GAME-BY-GAME REGULAR-SEASON STATISTICS (STEELERS)

DATE	OPPONENT	P/S	TACKLES					INTERCEPTIONS				O. FUMB			ST				MISC		W/L	SCORE					
			TK	S	A	SK	YDS	TFL	YDS	QBH	NO	YDS	LG	TD	PD	FF	FR	TD	YDS	TK			S	A	FF	FR	S
09/11	at Bengals	P	0	0	0	0.0	0.0	0	0	0	0	0	0	0	0	0	0	0	0	0	0	0	0	0	0	W	23-20+
09/18	Patriots	P	0	0	0	0.0	0.0	0	0	0	0	0	0	0	0	0	0	0	0	0	0	0	0	0	0	L	14-17
09/22	at Browns	P	0	0	0	0.0	0.0	0	0	0	0	0	0	0	0	0	0	0	1	1	0	0	0	0	0	L	17-29
10/02	Jets	P	0	0	0	0.0	0.0	0	0	0	0	0	0	0	0	0	0	0	0	0	0	0	0	0	0	L	20-24
10/09	at Bills	P	0	0	0	0.0	0.0	0	0	0	0	0	0	0	0	0	0	0	0	0	0	0	0	0	0	L	3-38
10/16	Buccaneers	P	0	0	0	0.0	0.0	0	0	0	0	0	0	0	0	0	0	0	1	0	1	0	0	0	0	W	20-18
10/23	at Dolphins	P	0	0	0	0.0	0.0	0	0	0	0	0	0	0	0	0	0	0	1	0	1	0	0	0	0	L	10-16
10/30	at Eagles	P	0	0	0	0.0	0.0	0	0	0	0	0	0	0	0	0	0	0	0	0	0	0	0	0	0	L	13-35
11/13	Saints	P	0	0	0	0.0	0.0	0	0	0	0	0	0	0	0	0	0	0	0	0	0	0	0	0	0	W	20-10
11/20	Bengals	P	0	0	0	0.0	0.0	0	0	0	0	0	0	0	0	0	0	0	0	0	0	0	0	0	0	L	30-37
11/28	at Colts	P	0	0	0	0.0	0.0	0	0	0	0	0	0	0	0	0	0	0	0	0	0	0	0	0	0	W	24-17
12/04	at Falcons	P	0	0	0	0.0	0.0	0	0	0	0	0	0	0	0	0	0	0	0	0	0	0	0	0	0	W	19-16
12/11	Ravens	P	0	0	0	0.0	0.0	0	0	0	0	0	0	0	0	0	0	0	0	0	0	0	0	0	0	L	14-16
12/18	at Panthers	P	0	0	0	0.0	0.0	0	0	0	0	0	0	0	0	0	0	0	0	0	0	0	0	0	0	W	24-16
12/24	Raiders	P	0	0	0	0.0	0.0	0	0	0	0	0	0	0	0	0	0	0	0	0	0	0	0	0	0	W	13-10
01/01	at Ravens	P	0	0	0	0.0	0.0	0	0	0	0	0	0	0	0	0	0	0	0	0	0	0	0	0	0	W	16-13
01/08	Browns	P	0	0	0	0.0	0.0	0	0	0	0	0	0	0	0	0	0	0	1	0	1	0	0	0	0	W	28-14
2022 TOTALS		17-0	0	0	0	0.0	0.0	0	0	0	0	0	0	0	0	0	0	4	1	3	0	0	0	0	0	9-8	

+ - Overtime

2021 GAME-BY-GAME REGULAR-SEASON STATISTICS (STEELERS)

DATE	OPPONENT	P/S	TACKLES					INTERCEPTIONS				O. FUMB			ST				MISC		W/L	SCORE					
			TK	S	A	SK	YDS	TFL	YDS	QBH	NO	YDS	LG	TD	PD	FF	FR	TD	YDS	TK			S	A	FF	FR	S
09/12	at Bills	P	0	0	0	0.0	0.0	0	0	0	0	0	0	0	0	0	0	0	0	0	0	0	0	0	0	W	23-16
09/19	Raiders	P	0	0	0	0.0	0.0	0	0	0	0	0	0	0	0	0	0	0	0	0	0	0	0	0	0	L	17-26
09/26	Bengals	P	0	0	0	0.0	0.0	0	0	0	0	0	0	0	0	0	0	0	0	0	0	0	0	0	0	L	10-24
10/03	at Packers	P	0	0	0	0.0	0.0	0	0	0	0	0	0	0	0	0	0	0	2	1	1	0	0	0	0	L	17-27
10/10	Broncos	P	0	0	0	0.0	0.0	0	0	0	0	0	0	0	0	0	0	0	0	0	0	0	0	0	0	W	27-19
10/17	Seahawks	P	0	0	0	0.0	0.0	0	0	0	0	0	0	0	0	0	0	0	1	0	1	0	0	0	0	W	23-20+
10/31	at Browns	P	0	0	0	0.0	0.0	0	0	0	0	0	0	0	0	0	0	0	2	2	0	0	0	0	0	W	15-10
11/08	Bears	P	0	0	0	0.0	0.0	0	0	0	0	0	0	0	0	0	0	0	0	0	0	0	0	0	0	W	29-27
11/14	Lions	P	1	1	0	0.0	0.0	0	0	0	0	0	0	0	0	0	0	0	0	0	0	0	0	0	0	T	16-16
11/21	at Chargers	P	0	0	0	0.0	0.0	0	0	0	0	0	0	0	0	0	0	0	1	1	0	0	0	0	0	L	37-41
11/28	at Bengals	P	0	0	0	0.0	0.0	0	0	0	0	0	0	0	0	0	0	0	0	0	0	0	0	0	0	L	10-41
12/05	Ravens	P	0	0	0	0.0	0.0	0	0	0	0	0	0	0	0	0	0	0	1	0	1	0	0	0	0	W	20-19
12/09	at Vikings	P	2	2	0	0.0	0.0	1	0	0	0	0	0	0	0	0	0	0	0	0	0	0	0	0	0	L	28-36
12/19	Titans	P	1	1	0	0.0	0.0	0	0	0	0	0	0	0	0	0	0	0	0	0	0	0	0	0	0	W	19-13
12/26	at Chiefs	P	0	0	0	0.0	0.0	0	0	0	0	0	0	0	0	0	0	0	0	0	0	0	0	0	0	L	10-36
01/03	Browns	P	0	0	0	0.0	0.0	0	0	0	0	0	0	0	0	0	0	0	0	0	0	0	0	0	0	W	26-14
01/09	at Ravens	P	2	1	1	0.0	0.0	0	0	0	0	0	0	0	0	0	0	0	0	0	0	0	0	0	0	W	16-13+
2021 TOTALS		17-0	6	5	1	0.0	0.0	1	0	0	0	0	0	0	0	0	0	7	4	3	0	0	0	0	0	9-7-1	

+ - Overtime

2020 GAME-BY-GAME REGULAR-SEASON STATISTICS (LIONS)

DATE	OPPONENT	P/S	TACKLES					INTERCEPTIONS				O. FUMB			ST				MISC		W/L	SCORE					
			TK	S	A	SK	YDS	TFL	YDS	QBH	NO	YDS	LG	TD	PD	FF	FR	TD	YDS	TK			S	A	FF	FR	S
09/13	Bears	P	0	0	0	0.0	0.0	0	0	0	0	0	0	0	0	0	0	0	0	0	0	0	0	0	0	L	23-27
09/20	at Packers	P	0	0	0	0.0	0.0	0	0	0	0	0	0	0	0	0	0	0	0	0	0	0	0	0	0	L	21-42
09/27	at Cardinals	P	0	0	0	0.0	0.0	0	0	0	0	0	0	0	0	0	0	0	1	1	0	0	0	0	0	W	26-23
10/04	Saints	P	0	0	0	0.0	0.0	0	0	0	0	0	0	0	0	0	0	0	2	2	0	0	0	0	0	L	29-35
10/18	at Jaguars	P	0	0	0	0.0	0.0	0	0	0	0	0	0	0	0	0	0	0	2	0	2	0	0	0	0	W	34-16
10/25	at Falcons	P	0	0	0	0.0	0.0	0	0	0	0	0	0	0	0	0	0	0	0	0	0	0	0	0	0	W	23-22
11/01	Colts	P	0	0	0	0.0	0.0	0	0	0	0	0	0	0	0	0	0	0	1	1	0	0	0	0	0	L	21-41
11/08	at Vikings	P	0	0	0	0.0	0.0	0	0	0	0	0	0	0	0	0	0	0	1	1	0	0	0	0	0	L	20-34
11/15	Football Team	P	0	0	0	0.0	0.0	0	0	0	0	0	0	0	0	0	0	0	1	1	0	0	0	0	0	W	30-27
11/22	at Panthers	P	0	0	0	0.0	0.0	0	0	0	0	0	0	0	0	0	0	0	1	1	0	0	0	0	0	L	0-20
11/26	Texans	P	0	0	0	0.0	0.0	0	0	0	0	0	0	0	0	0	0	0	0	0	0	0	0	0	0	L	25-41
12/06	at Bears	P	0	0	0	0.0	0.0	0	0	0	0	0	0	0	0	0	0	0	1	1	0	0	0	0	0	W	34-30
12/13	Packers	P	0	0	0	0.0	0.0	0	0	0	0	0	0	0	0	0	0	0	0	0	0	0	0	0	0	L	24-31
12/20	at Titans	P	0	0	0	0.0	0.0	0	0	0	0	0	0	0	0	0	0	0	1	1	0	0	0	0	0	L	25-46
12/26	Buccaneers	P	0	0	0	0.0	0.0	0	0	0	0	0	0	0	0	0	0	0	1	1	0	0	0	0	0	L	7-47
01/03	Vikings	P	0	0	0	0.0	0.0	0	0	0	0	0	0	0	0	0	0	0	0	0	0	0	0	0	0	L	35-37
2020 TOTALS		15-0	0	0	0	0.0	0.0	0	0	0	0	0	0	0	0	0	0	12	10	2	0	0	0	0	0	5-11	

ON INACTIVE LIST

2019 GAME-BY-GAME REGULAR-SEASON STATISTICS (LIONS)

DATE	OPPONENT	P/S	TACKLES							INTERCEPTIONS				O. FUMB			ST				MISC		W/L	SCORE			
			TK	S	A	SK	YDS	TFL	YDS	QBH	NO	YDS	LG	TD	PD	FF	FR	TD	YDS	TK	S	A			FF	FR	S
09/08	at Cardinals	P	0	0	0	0.0	0.0	0	0	0	0	0	0	0	0	0	0	0	2	2	0	0	0	0	0	T	27-27+
09/15	Chargers	P	0	0	0	0.0	0.0	0	0	0	0	0	0	0	0	0	0	0	0	0	0	0	0	0	0	W	13-10
09/22	at Eagles	P	0	0	0	0.0	0.0	0	0	0	0	0	0	0	0	0	0	0	2	2	0	0	0	0	0	W	27-24
09/29	Chiefs	P	0	0	0	0.0	0.0	0	0	0	0	0	0	0	0	0	0	0	0	0	0	0	0	0	0	L	30-34
10/14	at Packers	P	0	0	0	0.0	0.0	0	0	0	0	0	0	0	0	0	0	0	1	1	0	0	0	0	0	L	22-23
10/20	Vikings	P	0	0	0	0.0	0.0	0	0	0	0	0	0	0	0	0	0	0	2	2	0	0	0	0	0	L	30-42
10/27	Giants	P	2	2	0	0.0	0.0	0	0	0	0	0	0	0	0	0	0	0	2	1	1	0	0	0	0	W	31-26
11/03	at Raiders	P	0	0	0	0.0	0.0	0	0	0	0	0	0	0	0	0	0	0	1	1	0	0	0	0	0	L	24-31
11/10	at Bears																								L	13-20	
11/17	Cowboys	P	0	0	0	0.0	0.0	0	0	0	0	0	0	0	0	0	0	0	1	1	0	0	0	0	0	L	27-35
11/24	at Redskins	P	0	0	0	0.0	0.0	0	0	0	0	0	0	0	0	0	0	0	0	0	0	0	0	0	0	L	16-19
11/28	at Bears	P	0	0	0	0.0	0.0	0	0	0	0	0	0	0	0	0	0	0	1	1	0	0	0	0	0	L	20-24
12/08	at Vikings	P	0	0	0	0.0	0.0	0	0	0	0	0	0	0	0	0	0	0	0	0	0	0	0	0	0	L	7-20
12/15	Buccaneers	P	0	0	0	0.0	0.0	0	0	0	0	0	0	0	0	0	0	0	1	1	0	0	0	0	0	L	17-38
12/22	at Broncos	P	0	0	0	0.0	0.0	0	0	0	0	0	0	0	0	0	0	0	1	0	1	0	0	0	0	L	17-27
12/29	Packers	S	3	3	0	0.0	0.0	0	0	0	0	0	0	0	0	0	0	0	1	1	0	0	0	0	0	L	20-23
2019 TOTALS		15-1	5	5	0	0.0	0.0	0	0	0	0	0	0	0	0	0	0	0	15	13	2	0	0	0	0	3-12-1	

+ Overtime

2018 GAME-BY-GAME REGULAR-SEASON STATISTICS (LIONS)

DATE	OPPONENT	P/S	TACKLES							INTERCEPTIONS				O. FUMB			ST				MISC		W/L	SCORE			
			TK	S	A	SK	YDS	TFL	YDS	QBH	NO	YDS	LG	TD	PD	FF	FR	TD	YDS	TK	S	A			FF	FR	S
09/10	Jets	P	0	0	0	0.0	0.0	0	0	0	0	0	0	0	0	0	0	0	0	0	0	0	0	0	0	L	17-48
09/16	at 49ers	P	0	0	0	0.0	0.0	0	0	0	0	0	0	0	0	0	0	0	0	0	0	0	0	0	0	L	27-30
09/23	Patriots	P	0	0	0	0.0	0.0	0	0	0	0	0	0	0	0	0	0	0	1	1	0	0	0	0	0	W	26-10
09/30	at Cowboys	P	0	0	0	0.0	0.0	0	0	0	0	0	0	0	0	0	0	0	0	0	0	0	0	0	0	L	24-26
10/07	Packers	P	0	0	0	0.0	0.0	0	0	0	0	0	0	0	0	0	0	0	0	0	0	0	0	0	0	W	31-23
10/21	at Dolphins	P	0	0	0	0.0	0.0	0	0	0	0	0	0	0	0	0	0	0	1	0	1	0	0	0	0	W	32-21
10/28	Seahawks	P	0	0	0	0.0	0.0	0	0	0	0	0	0	0	0	0	0	0	0	0	0	0	0	0	0	L	14-28
11/04	at Vikings	P	0	0	0	0.0	0.0	0	0	0	0	0	0	0	0	0	0	0	1	0	1	0	0	0	0	L	9-24
11/11	at Bears	P	0	0	0	0.0	0.0	0	0	0	0	0	0	0	0	0	0	0	0	0	0	0	0	0	0	L	22-34
11/18	Panthers	P	0	0	0	0.0	0.0	0	0	0	0	0	0	0	0	0	0	0	0	0	0	0	0	0	0	W	20-19
11/22	Bears	P	0	0	0	0.0	0.0	0	0	0	0	0	0	0	0	0	0	0	0	0	0	0	0	0	0	L	16-23
12/02	Rams	P	0	0	0	0.0	0.0	0	0	0	0	0	0	0	0	0	0	0	2	2	0	0	0	0	0	L	16-30
12/09	at Cardinals	P	0	0	0	0.0	0.0	0	0	0	0	0	0	0	0	0	0	0	0	0	0	0	0	0	0	W	17-3
12/16	at Bills	P	0	0	0	0.0	0.0	0	0	0	0	0	0	0	0	0	0	0	0	0	0	0	0	0	0	L	13-14
12/23	Vikings	P	0	0	0	0.0	0.0	0	0	0	0	0	0	0	0	0	0	0	0	0	0	0	0	0	0	L	9-27
12/30	at Packers	P	0	0	0	0.0	0.0	0	0	0	0	0	0	0	0	0	0	0	2	2	0	0	0	0	0	W	31-0
2018 TOTALS		16-0	0	0	0	0.0	0.0	0	0	0	0	0	0	0	0	0	0	0	7	5	2	0	0	0	0	6-10	

2017 GAME-BY-GAME REGULAR-SEASON STATISTICS (LIONS)


DATE	OPPONENT	P/S	TACKLES							INTERCEPTIONS				O. FUMB			ST				MISC		W/L	SCORE				
			TK	S	A	SK	YDS	TFL	YDS	QBH	NO	YDS	LG	TD	PD	FF	FR	TD	YDS	TK	S	A			FF	FR	S	A
09/10	Cardinals	P	2	2	0	0.0	0.0	1	4	0	1	35	35	1	2	0	0	0	0	0	0	0	0	0	0	0	W	35-23
09/18	at Giants	P	4	3	1	0.0	0.0	0	0	0	0	0	0	0	1	0	0	0	0	0	0	0	0	0	0	W	24-10	
09/24	Falcons	S	8	7	1	0.0	0.0	0	0	0	0	0	0	0	0	0	0	0	0	1	1	0	0	0	0	L	26-30	
10/01	at Vikings	S	3	3	0	0.0	0.0	0	0	0	0	0	0	0	2	0	0	0	0	0	0	0	0	0	0	W	14-7	
10/08	Panthers	S	2	1	1	0.0	0.0	0	0	0	0	0	0	0	0	0	0	0	0	0	0	0	0	0	0	L	24-27	
10/15	at Saints	P	2	1	1	0.0	0.0	0	0	0	0	0	0	0	0	0	0	0	1	0	0	0	0	0	0	L	38-52	
10/29	Steelers	P	2	2	0	0.0	0.0	0	0	0	0	0	0	0	0	0	0	0	0	0	0	0	0	0	0	L	15-20	
11/06	at Packers	P	1	1	0	0.0	0.0	0	0	0	0	0	0	0	0	0	0	0	0	1	1	0	0	0	0	W	30-17	
11/12	Browns	P	1	1	0	0.0	0.0	0	0	0	0	0	0	0	0	0	0	0	0	0	0	0	0	0	0	W	38-24	
11/19	at Bears	P	1	1	0	0.0	0.0	0	0	0	0	0	0	0	0	0	0	0	0	0	0	0	0	0	0	W	27-24	
11/23	Vikings	P	2	2	0	0.0	0.0	0	0	1	0	0	0	0	0	0	0	0	0	1	1	0	0	0	0	L	23-30	
12/03	at Ravens	P	3	1	2	0.0	0.0	0	0	0	0	0	0	0	0	0	0	0	0	0	0	0	0	0	0	L	20-44	
12/10	at Buccaneers	P	0	0	0	0.0	0.0	0	0	0	0	0	0	0	0	0	0	0	0	1	1	0	0	0	0	W	24-21	
12/16	Bears	P	0	0	0	0.0	0.0	0	0	0	0	0	0	0	0	0	0	0	0	0	0	0	0	0	0	W	20-10	
12/24	at Bengals	P	0	0	0	0.0	0.0	0	0	0	0	0	0	0	0	0	0	0	0	0	0	0	0	0	0	L	17-26	
12/31	Packers	P	0	0	0	0.0	0.0	0	0	0	0	0	0	0	0	0	0	0	2	2	0	0	0	0	0	W	35-11	
2017 TOTALS		16-3	31	25	6	0.0	0.0	0	1	4	1	1	35	35	1	5	1	0	0	0	7	7	0	0	0	0	9-7	

2016 GAME-BY-GAME REGULAR-SEASON STATISTICS (LIONS)

DATE	OPPONENT	P/S	TACKLES							INTERCEPTIONS				O. FUMB			ST				MISC		W/L	SCORE			
			TK	S	A	SK	YDS	TFL	YDS	QBH	NO	YDS	LG	TD	PD	FF	FR	TD	YDS	TK	S	A			FF	FR	S
09/11	at Colts	P	0	0	0	0.0	0.0	0	0	0	0	0	0	0	0	0	0	0	0	0	0	0	0	0	0	W	39-35
09/18	Titans	P	0	0	0	0.0	0.0	0	0	0	0	0	0	0	0	0	0	0	0	0	0	0	0	0	0	L	15-16
09/25	at Packers	P	0	0	0	0.0	0.0	0	0	0	0	0	0	0	0	0	0	0	0	0	0	0	0	0	0	L	27-34
10/02	at Bears	P	1	1	0	0.0	0.0	0	0	0	0	0	0	0	0	0	0	0	0	0	0	0	0	0	0	L	14-17
10/09	Eagles	P	0	0	0	0.0	0.0	0	0	0	0	0	0	0	0	0	0	0	0	0	0	0	0	0	0	W	24-23
10/16	Rams	P	0	0	0	0.0	0.0	0	0	0	0	0	0	0	0	0	0	0	0	0	0	0	0	0	0	W	31-28
10/23	Redskins	P	1	0	1	0.0	0.0	0	0	0	0	0	0	0	0	0	0	0	0	0	0	0	0	0	0	W	20-17
10/30	at Texans	P																									

2023 GAME-BY-GAME POSTSEASON STATISTICS (STEELERS)

DATE	OPPONENT	P/S	TACKLES							INTERCEPTIONS					O. FUMB			ST				MISC		SCORE				
			TK	S	A	SK	YDS	TFL	YDS	QBH	NO	YDS	LG	TD	PD	FF	FR	TD	YDS	TK	S	A	FF		FR	S	A	W/L
01/15	at Bills	P	0	0	0	0.0	0.0	0	0	0	0	0	0	0	0	0	0	0	0	0	0	0	0	0	0	0	L	17-31
2023 TOTALS		1-0	0	0	0	0.0	0.0	0	0	0	0	0	0	0	0	0	0	0	0	0	0	0	0	0	0	0-1		



46

HEIGHT: 6-1
WEIGHT: 228
BORN: April 13, 1994
COLLEGE: Duquesne

BIRTHPLACE: Pittsburgh, PA
HOW ACQUIRED: FA '20
NFL EXPERIENCE: 3rd year

LONG SNAPPER

CHRISTIAN KUNTZ

CHRISTIAN KUNTZ'S NFL REGULAR SEASON STATISTICS

DATE	TEAM	GP
2021	Steelers	17
2022	Steelers	17
2023	Steelers	17
NFL TOTALS		51

CHRISTIAN KUNTZ'S NFL POSTSEASON STATISTICS

DATE	TEAM	GP
2021	Steelers	1
2023	Steelers	1
NFL TOTALS		2

CHRISTIAN KUNTZ'S NFL REGULAR SEASON DEFENSIVE STATISTICS

DATE	TEAM	GP	GS	TACKLES					INTERCEPTIONS					O. FUMB			ST				MISC						
				TK	S	A	TFL	YDS	SK	YDS	QBH	NO	YDS	LG	TD	PD	FF	FR	TD	YDS	TK	S	A	FF	FR	S	A
2021	Steelers	17	0	0	0	0	0	0	0.0	0.0	0	0	0	0	0	0	0	0	0	2	2	0	0	0	0	0	0
2022	Steelers	17	0	0	0	0	0	0	0.0	0.0	0	0	0	0	0	0	0	0	0	1	1	0	0	0	0	0	0
2023	Steelers	17	0	0	0	0	0	0	0.0	0.0	0	0	0	0	0	0	0	0	0	4	2	2	0	0	0	0	0
NFL TOTALS		51	0	0	0	0	0	0.0	0.0	0	0	0	0	0	0	0	0	0	0	7	5	2	0	0	0	0	0

CHRISTIAN KUNTZ'S NFL POSTSEASON DEFENSIVE STATISTICS

DATE	TEAM	GP	GS	TACKLES					INTERCEPTIONS					O. FUMB			ST				MISC						
				TK	S	A	TFL	YDS	SK	YDS	QBH	NO	YDS	LG	TD	PD	FF	FR	TD	YDS	TK	S	A	FF	FR	S	A
2021	Steelers	1	0	0	0	0	0	0	0.0	0.0	0	0	0	0	0	0	0	0	0	0	0	0	0	0	0	0	0
2023	Steelers	1	0	0	0	0	0	0	0.0	0.0	0	0	0	0	0	0	0	0	0	0	0	0	0	0	0	0	0
NFL TOTALS		2	0	0	0	0	0	0.0	0.0	0	0	0	0	0	0	0	0	0	0	0	0	0	0	0	0	0	0

SINGLE-GAME HIGHS: DEFENSIVE

Special Teams Tackles

- 2 vs. San Francisco 49ers, Sep 10, 2023
- 1 vs. Jacksonville Jaguars, Oct 29, 2023
- ...4 more at 1.

2023 GAME-BY-GAME REGULAR-SEASON STATISTICS (STEELERS)

DATE	OPPONENT		W/L	SCORE
09/10	49ers	P	L	7-30
09/18	Browns	P	W	26-22
09/24	at Raiders	P	W	23-18
10/01	at Texans	P	L	6-30
10/08	Ravens	P	W	17-10
10/22	at Rams	P	W	24-17
10/29	Jaguars	P	L	10-20
11/02	Titans	P	W	20-16
11/12	Packers	P	W	23-19
11/19	at Browns	P	L	10-13
11/26	at Bengals	P	W	16-10
12/03	Cardinals	P	L	10-24
12/07	Patriots	P	L	18-21
12/16	at Colts	P	L	13-30
12/23	Bengals	P	W	34-11
12/31	at Seahawks	P	W	30-23
01/06	at Ravens	P	W	17-10
2023 TOTALS		17	10-7	

2023 GAME-BY-GAME POSTSEASON STATISTICS (STEELERS)

DATE	OPPONENT		W/L	SCORE
01/15	at Bills	P	L	17-31
2023 TOTALS		1	0-1	

2023 GAME-BY-GAME REGULAR-SEASON STATISTICS (STEELERS)

DATE	OPPONENT	P/S	TACKLES							INTERCEPTIONS					O. FUMB				ST				MISC		W/L	SCORE
			TK	S	A	SK	YDS	TFL	YDS	QBH	NO	YDS	LG	TD	PD	FF	FR	TD	YDS	TK	S	A	FF	FR		
09/10	49ers	P	0	0	0	0.0	0.0	0	0	0	0	0	0	0	0	0	0	0	2	2	0	0	0	0	L	7-30
09/18	Browns	P	0	0	0	0.0	0.0	0	0	0	0	0	0	0	0	0	0	0	0	0	0	0	0	0	W	26-22
09/24	at Raiders	P	0	0	0	0.0	0.0	0	0	0	0	0	0	0	0	0	0	0	0	0	0	0	0	0	W	23-18
10/01	at Texans	P	0	0	0	0.0	0.0	0	0	0	0	0	0	0	0	0	0	0	0	0	0	0	0	0	L	6-30
10/08	Ravens	P	0	0	0	0.0	0.0	0	0	0	0	0	0	0	0	0	0	0	1	0	1	0	0	0	W	17-10
10/22	at Rams	P	0	0	0	0.0	0.0	0	0	0	0	0	0	0	0	0	0	0	0	0	0	0	0	0	W	24-17
10/29	Jaguars	P	0	0	0	0.0	0.0	0	0	0	0	0	0	0	0	0	0	0	1	0	1	0	0	0	L	10-20
11/02	Titans	P	0	0	0	0.0	0.0	0	0	0	0	0	0	0	0	0	0	0	0	0	0	0	0	0	W	20-16
11/12	Packers	P	0	0	0	0.0	0.0	0	0	0	0	0	0	0	0	0	0	0	0	0	0	0	0	0	W	23-19
11/19	at Browns	P	0	0	0	0.0	0.0	0	0	0	0	0	0	0	0	0	0	0	0	0	0	0	0	0	L	10-13
11/26	at Bengals	P	0	0	0	0.0	0.0	0	0	0	0	0	0	0	0	0	0	0	0	0	0	0	0	0	W	16-10
12/03	Cardinals	P	0	0	0	0.0	0.0	0	0	0	0	0	0	0	0	0	0	0	0	0	0	0	0	0	L	10-24
12/07	Patriots	P	0	0	0	0.0	0.0	0	0	0	0	0	0	0	0	0	0	0	0	0	0	0	0	0	L	18-21
12/16	at Colts	P	0	0	0	0.0	0.0	0	0	0	0	0	0	0	0	0	0	0	0	0	0	0	0	0	L	13-30
12/23	Bengals	P	0	0	0	0.0	0.0	0	0	0	0	0	0	0	0	0	0	0	0	0	0	0	0	0	W	34-11
12/31	at Seahawks	P	0	0	0	0.0	0.0	0	0	0	0	0	0	0	0	0	0	0	0	0	0	0	0	0	W	30-23
01/06	at Ravens	P	0	0	0	0.0	0.0	0	0	0	0	0	0	0	0	0	0	0	0	0	0	0	0	0	W	17-10
2023 TOTALS		17-0	0	0	0	0.0	0.0	0	0	0	0	0	0	0	0	0	0	4	2	2	0	0	0	0	10-7	

2022 GAME-BY-GAME REGULAR-SEASON STATISTICS (STEELERS)

DATE	OPPONENT	P/S	TACKLES							INTERCEPTIONS					O. FUMB				ST				MISC		W/L	SCORE
			TK	S	A	SK	YDS	TFL	YDS	QBH	NO	YDS	LG	TD	PD	FF	FR	TD	YDS	TK	S	A	FF	FR		
09/11	at Bengals	P	0	0	0	0.0	0.0	0	0	0	0	0	0	0	0	0	0	0	0	0	0	0	0	0	W	23-20+
09/18	Patriots	P	0	0	0	0.0	0.0	0	0	0	0	0	0	0	0	0	0	0	0	0	0	0	0	0	L	14-17
09/22	at Browns	P	0	0	0	0.0	0.0	0	0	0	0	0	0	0	0	0	0	0	0	0	0	0	0	0	L	17-29
10/02	Jets	P	0	0	0	0.0	0.0	0	0	0	0	0	0	0	0	0	0	0	0	0	0	0	0	0	L	20-24
10/09	at Bills	P	0	0	0	0.0	0.0	0	0	0	0	0	0	0	0	0	0	0	0	0	0	0	0	0	L	3-38
10/16	Buccaneers	P	0	0	0	0.0	0.0	0	0	0	0	0	0	0	0	0	0	0	0	0	0	0	0	0	W	20-18
10/23	at Dolphins	P	0	0	0	0.0	0.0	0	0	0	0	0	0	0	0	0	0	0	0	0	0	0	0	0	L	10-16
10/30	at Eagles	P	0	0	0	0.0	0.0	0	0	0	0	0	0	0	0	0	0	0	0	0	0	0	0	0	L	13-35
11/13	Saints	P	0	0	0	0.0	0.0	0	0	0	0	0	0	0	0	0	0	0	0	0	0	0	0	0	W	20-10
11/20	Bengals	P	0	0	0	0.0	0.0	0	0	0	0	0	0	0	0	0	0	0	0	0	0	0	0	0	L	30-37
11/28	at Colts	P	0	0	0	0.0	0.0	0	0	0	0	0	0	0	0	0	0	0	0	0	0	0	0	0	W	24-17
12/04	at Falcons	P	0	0	0	0.0	0.0	0	0	0	0	0	0	0	0	0	0	0	0	0	0	0	0	0	W	19-16
12/11	Ravens	P	0	0	0	0.0	0.0	0	0	0	0	0	0	0	0	0	0	0	0	0	0	0	0	0	L	14-16
12/18	at Panthers	P	0	0	0	0.0	0.0	0	0	0	0	0	0	0	0	0	0	0	0	0	0	0	0	0	W	24-16
12/24	Raiders	P	0	0	0	0.0	0.0	0	0	0	0	0	0	0	0	0	0	0	1	1	0	0	0	0	W	13-10
01/01	at Ravens	P	0	0	0	0.0	0.0	0	0	0	0	0	0	0	0	0	0	0	0	0	0	0	0	0	W	16-13
01/08	Browns	P	0	0	0	0.0	0.0	0	0	0	0	0	0	0	0	0	0	0	0	0	0	0	0	0	W	28-14
2022 TOTALS		17-0	0	0	0	0.0	0.0	0	0	0	0	0	0	0	0	0	0	1	1	0	0	0	0	0	9-8	

+ - Overtime

2021 GAME-BY-GAME REGULAR-SEASON STATISTICS (STEELERS)

DATE	OPPONENT	P/S	TACKLES							INTERCEPTIONS					O. FUMB				ST				MISC		W/L	SCORE
			TK	S	A	SK	YDS	TFL	YDS	QBH	NO	YDS	LG	TD	PD	FF	FR	TD	YDS	TK	S	A	FF	FR		
09/12	at Bills	P	0	0	0	0.0	0.0	0	0	0	0	0	0	0	0	0	0	0	0	0	0	0	0	0	W	23-16
09/19	Raiders	P	0	0	0	0.0	0.0	0	0	0	0	0	0	0	0	0	0	0	0	0	0	0	0	0	L	17-26
09/26	Bengals	P	0	0	0	0.0	0.0	0	0	0	0	0	0	0	0	0	0	0	0	0	0	0	0	0	L	10-24
10/03	at Packers	P	0	0	0	0.0	0.0	0	0	0	0	0	0	0	0	0	0	0	1	1	0	0	0	0	L	17-27
10/10	Broncos	P	0	0	0	0.0	0.0	0	0	0	0	0	0	0	0	0	0	0	1	1	0	0	0	0	W	27-19
10/17	Seahawks	P	0	0	0	0.0	0.0	0	0	0	0	0	0	0	0	0	0	0	0	0	0	0	0	0	W	23-20+
10/31	at Browns	P	0	0	0	0.0	0.0	0	0	0	0	0	0	0	0	0	0	0	0	0	0	0	0	0	W	15-10
11/08	Bears	P	0	0	0	0.0	0.0	0	0	0	0	0	0	0	0	0	0	0	0	0	0	0	0	0	W	29-27
11/14	Lions	P	0	0	0	0.0	0.0	0	0	0	0	0	0	0	0	0	0	0	0	0	0	0	0	0	T	16-16
11/21	at Chargers	P	0	0	0	0.0	0.0	0	0	0	0	0	0	0	0	0	0	0	0	0	0	0	0	0	L	37-41
11/28	at Bengals	P	0	0	0	0.0	0.0	0	0	0	0	0	0	0	0	0	0	0	0	0	0	0	0	0	L	10-41
12/05	Ravens	P	0	0	0	0.0	0.0	0	0	0	0	0	0	0	0	0	0	0	0	0	0	0	0	0	W	20-19
12/09	at Vikings	P	0	0	0	0.0	0.0	0	0	0	0	0	0	0	0	0	0	0	0	0	0	0	0	0	L	28-36
12/19	Titans	P	0	0	0	0.0	0.0	0	0	0	0	0	0	0	0	0	0	0	0	0	0	0	0	0	W	19-13
12/26	at Chiefs	P	0	0	0	0.0	0.0	0	0	0	0	0	0	0	0	0	0	0	0	0	0	0	0	0	L	10-36
01/03	Browns	P	0	0	0	0.0	0.0	0	0	0	0	0	0	0	0	0	0	0	0	0	0	0	0	0	W	26-14
01/09	at Ravens	P	0	0	0	0.0	0.0	0	0	0	0	0	0	0	0	0	0	0	0	0	0	0	0	0	W	16-13+
2021 TOTALS		17-0	0	0	0	0.0	0.0	0	0	0	0	0	0	0	0	0	0	2	2	0	0	0	0	0	9-7-1	

+ - Overtime

2023 GAME-BY-GAME POSTSEASON STATISTICS (STEELERS)

DATE	OPPONENT	P/S	TACKLES							INTERCEPTIONS					O. FUMB				ST				MISC		W/L	SCORE
			TK	S	A	SK	YDS	TFL	YDS	QBH	NO	YDS	LG	TD	PD	FF	FR	TD	YDS	TK	S	A	FF	FR		
01/15	at Bills	P	0	0	0	0.0	0.0	0	0	0	0	0	0	0	0	0	0	0	0	0	0	0	0	0	L	17-31
2023 TOTALS		1-0	0	0	0	0.0	0.0	0	0	0	0	0	0	0	0	0	0	0	0	0	0	0	0	0	0	0-1

2021 GAME-BY-GAME POSTSEASON STATISTICS (STEELERS)

DATE	OPPONENT	P/S	TACKLES							INTERCEPTIONS					O. FUMB				ST				MISC		W/L	SCORE
			TK	S	A	SK	YDS	TFL	YDS	QBH	NO	YDS	LG	TD	PD	FF	FR	TD	YDS	TK	S	A	FF	FR		
01/16	at Chiefs	P	0	0	0	0.0	0.0	0	0	0	0	0	0	0	0	0	0	0	0	0	0	0	0	0	L	21-42
2021 TOTALS		1-0	0	0	0	0.0	0.0																			



98

HEIGHT: 6-4
 WEIGHT: 290
 BORN: July 1, 2000
 COLLEGE: Texas A&M

BIRTHPLACE: San Antonio, TX
 HOW ACQUIRED: D3 '22
 NFL EXPERIENCE: 2nd year

DEFENSIVE END
DEMARVIN LEAL

DEMARVIN LEAL'S NFL REGULAR SEASON DEFENSIVE STATISTICS

DATE	TEAM	GP	GS	TACKLES							INTERCEPTIONS					O. FUMB			ST			MISC					
				TK	S	A	TFL	YDS	SK	YDS	QBH	NO	YDS	LG	TD	PD	FF	FR	TD	YDS	TK	S	A	FF	FR	S	A
2022	Steelers	11	2	14	8	6	1	0	0.0	0.0	0	0	0	0	0	3	0	0	0	0	0	0	0	0	0	0	0
2023	Steelers	12	4	15	10	5	2	2	1.0	2.0	2	0	0	1	0	0	0	0	0	0	0	0	0	0	0	0	
NFL TOTALS		23	6	29	18	11	3	2	1.0	2.0	2	0	0	0	4	0	0	0	0	0	0	0	0	0	0	0	

DEMARVIN LEAL'S NFL POSTSEASON DEFENSIVE STATISTICS

DATE	TEAM	GP	GS	TACKLES							INTERCEPTIONS					O. FUMB			ST			MISC				
				TK	S	A	TFL	YDS	SK	YDS	QBH	NO	YDS	LG	TD	PD	FF	FR	TD	YDS	TK	S	A	FF	FR	S
2023	Steelers	0	0	0	0	0	0	0	0.0	0.0	0	0	0	0	0	0	0	0	0	0	0	0	0	0	0	0
NFL TOTALS		0	0	0	0	0	0	0	0.0	0.0	0	0	0	0	0	0	0	0	0	0	0	0	0	0	0	0

SINGLE-GAME HIGHS: DEFENSIVE

- Total Tackles: 4 vs. New York Jets, Oct 02, 2022
3 vs. Cleveland Browns, Sep 18, 2023
...2 more at 3.
- Solo Tackles: 2 at Houston Texans, Oct 01, 2023
2 at Las Vegas Raiders, Sep 24, 2023
...4 more at 2.
- Passes Defensed: 2 at Buffalo Bills, Oct 09, 2022
1 vs. New England Patriots, Sep 18, 2022
1 vs. San Francisco 49ers, Sep 10, 2023
- Tackles For Loss: 1 vs. New York Jets, Oct 02, 2022

2023 GAME-BY-GAME REGULAR-SEASON STATISTICS (STEELERS)

DATE	OPPONENT	P/S	TACKLES							INTERCEPTIONS					O. FUMB			ST			MISC			W/L	SCORE		
			TK	S	A	SK	YDS	TFL	YDS	QBH	NO	YDS	LG	TD	PD	FF	FR	TD	YDS	TK	S	A	FF			FR	S
09/10	49ers	P	3	2	1	0.0	0.0	1	0	1	0	0	0	0	0	0	0	0	0	0	0	0	0	0	0	L	7-30
09/18	Browns	S	3	2	1	1.0	2.0	1	2	1	0	0	0	0	0	0	0	0	0	0	0	0	0	0	0	W	26-22
09/24	at Raiders	S	2	2	0	0.0	0.0	0	0	0	0	0	0	0	0	0	0	0	0	0	0	0	0	0	0	W	23-18
10/01	at Texans	S	2	2	0	0.0	0.0	0	0	0	0	0	0	0	1	0	0	0	0	0	0	0	0	0	0	L	6-30
10/08	Ravens																									W	17-10
10/22	at Rams	P	2	0	2	0.0	0.0	0	0	0	0	0	0	0	0	0	0	0	0	0	0	0	0	0	0	W	24-17
10/29	Jaguars	S	1	1	0	0.0	0.0	0	0	0	0	0	0	0	0	0	0	0	0	0	0	0	0	0	0	L	10-20
11/02	Titans	P	2	1	1	0.0	0.0	0	0	0	0	0	0	0	0	0	0	0	0	0	0	0	0	0	0	W	20-16
11/12	Packers	P	0	0	0	0.0	0.0	0	0	0	0	0	0	0	0	0	0	0	0	0	0	0	0	0	0	W	23-19
11/19	at Browns	P	0	0	0	0.0	0.0	0	0	0	0	0	0	0	0	0	0	0	0	0	0	0	0	0	0	L	10-13
11/26	at Bengals	P	0	0	0	0.0	0.0	0	0	0	0	0	0	0	0	0	0	0	0	0	0	0	0	0	0	W	16-10
12/03	Cardinals	P	0	0	0	0.0	0.0	0	0	0	0	0	0	0	0	0	0	0	0	0	0	0	0	0	0	L	10-24
12/07	Patriots																									L	18-21
12/16	at Colts	P	0	0	0	0.0	0.0	0	0	0	0	0	0	0	0	0	0	0	0	0	0	0	0	0	0	L	13-30
12/23	Bengals																									W	34-11
12/31	at Seahawks																									W	30-23
01/06	at Ravens																									W	17-10
2023 TOTALS		12-4	15	10	5	1.0	2.0	2	2	2	0	0	0	0	1	0	0	0	0	0	0	0	0	0	0	10-7	

2022 GAME-BY-GAME REGULAR-SEASON STATISTICS (STEELERS)

DATE	OPPONENT	P/S	TACKLES							INTERCEPTIONS					O. FUMB			ST			MISC			W/L	SCORE		
			TK	S	A	SK	YDS	TFL	YDS	QBH	NO	YDS	LG	TD	PD	FF	FR	TD	YDS	TK	S	A	FF			FR	S
09/11	at Bengals	P	1	0	1	0.0	0.0	0	0	0	0	0	0	0	0	0	0	0	0	0	0	0	0	0	0	W	23-20+
09/18	Patriots	P	2	1	1	0.0	0.0	0	0	0	0	0	0	0	1	0	0	0	0	0	0	0	0	0	0	L	14-17
09/22	at Browns	P	1	1	0	0.0	0.0	0	0	0	0	0	0	0	0	0	0	0	0	0	0	0	0	0	0	L	17-29
10/02	Jets	P	4	2	2	0.0	0.0	1	0	0	0	0	0	0	0	0	0	0	0	0	0	0	0	0	0	L	20-24
10/09	at Bills	S	1	1	0	0.0	0.0	0	0	0	0	0	0	0	2	0	0	0	0	0	0	0	0	0	0	L	3-38
10/16	Buccaneers																									W	20-18
10/23	at Dolphins																									L	10-16
10/30	at Eagles																									L	13-35
11/13	Saints																									W	20-10
11/20	Bengals																									L	30-37
11/28	at Colts																									W	24-17
12/04	at Falcons	P	0	0	0	0.0	0.0	0	0	0	0	0	0	0	0	0	0	0	0	0	0	0	0	0	0	W	19-16
12/11	Ravens	P	0	0	0	0.0	0.0	0	0	0	0	0	0	0	0	0	0	0	0	0	0	0	0	0	0	L	14-16
12/18	at Panthers	P	0	0	0	0.0	0.0	0	0	0	0	0	0	0	0	0	0	0	0	0	0	0	0	0	0	W	24-16
12/24	Raiders	P	0	0	0	0.0	0.0	0	0	0	0	0	0	0	0	0	0	0	0	0	0	0	0	0	0	W	13-10
01/01	at Ravens	S	3	2	1	0.0	0.0	0	0	0	0	0	0	0	0	0	0	0	0	0	0	0	0	0	0	W	16-13
01/08	Browns	P	2	1	1	0.0	0.0	0	0	0	0	0	0	0	0	0	0	0	0	0	0	0	0	0	0	W	28-14
2022 TOTALS		11-2	14	8	6	0.0	0.0	1	0	0	0	0	0	0	3	0	0	0	0	0	0	0	0	0	0	9-8	

+ Over-time



92

HEIGHT: 6-7
 BIRTHPLACE: Howard, KS
 WEIGHT: 293
 HOW ACQUIRED: D5 '21
 BORN: October 10, 1997
 NFL EXPERIENCE: 3rd year
 COLLEGE: Wisconsin

DEFENSIVE TACKLE
ISAIAHH LOUDERMILK

ISAIAHH LOUDERMILK'S NFL REGULAR SEASON DEFENSIVE STATISTICS

DATE	TEAM	GP	GS	TACKLES							INTERCEPTIONS					O. FUMB				ST			MISC				
				TK	S	A	TFL	YDS	SK	YDS	QBH	NO	YDS	LG	TD	PD	FF	FR	TD	YDS	TK	S	A	FF	FR	S	A
2021	Steelers	15	2	23	16	7	0	0	1.0	0.0	0	0	0	0	0	3	0	0	0	0	0	0	0	0	0	0	0
2022	Steelers	11	3	7	4	3	1	1	0.0	0.0	0	0	0	0	0	0	0	0	0	0	0	0	0	0	0	0	
2023	Steelers	16	0	16	8	8	0	0	0.0	0.0	1	0	0	0	0	2	0	0	0	0	0	0	0	0	0	0	
NFL TOTALS		42	5	46	28	18	1	1	1.0	0.0	1	0	0	0	0	5	0	0	0	0	0	0	0	0	0	0	

ISAIAHH LOUDERMILK'S NFL POSTSEASON DEFENSIVE STATISTICS

DATE	TEAM	GP	GS	TACKLES							INTERCEPTIONS					O. FUMB				ST			MISC			
				TK	S	A	TFL	YDS	SK	YDS	QBH	NO	YDS	LG	TD	PD	FF	FR	TD	YDS	TK	S	A	FF	FR	S
2021	Steelers	1	0	3	1	2	0	0	0.0	0.0	0	0	0	0	0	0	0	0	0	0	0	0	0	0	0	0
2023	Steelers	1	0	0	0	0	0	0	0.0	0.0	0	0	0	0	0	0	0	0	0	0	0	0	0	0	0	
NFL TOTALS		2	0	3	1	2	0	0	0.0	0.0	0	0	0	0	0	0	0	0	0	0	0	0	0	0	0	

SINGLE-GAME HIGHS: DEFENSIVE

- Total Tackles: 6 at Kansas City Chiefs, Dec 26, 2021
4 vs. Tennessee Titans, Dec 19, 2021
- Solo Tackles: 4 vs. Tennessee Titans, Dec 19, 2021
3 at Kansas City Chiefs, Dec 26, 2021
- Sacks: 1.0 at Cleveland Browns, Oct 31, 2021
- Passes Defensed: 2 vs. San Francisco 49ers, Sep 10, 2023
1 vs. Cleveland Browns, Jan 03, 2022
...2 more at 1.
- Tackles For Loss: 1 at Carolina Panthers, Dec 18, 2022

SINGLE-GAME HIGHS - POSTSEASON: DEFENSIVE

- Total Tackles: 3 at Kansas City Chiefs, Jan 16, 2022
- Solo Tackles: 1 at Kansas City Chiefs, Jan 16, 2022

2023 GAME-BY-GAME REGULAR-SEASON STATISTICS (STEELERS)

DATE	OPPONENT	P/S	TACKLES							INTERCEPTIONS					O. FUMB				ST			MISC					
			TK	S	A	SK	YDS	TFL	YDS	QBH	NO	YDS	LG	TD	PD	FF	FR	TD	YDS	TK	S	A	FF	FR	S	A	W/L
09/10	49ers	P	1	0	1	0.0	0.0	0	0	0	0	0	0	0	2	0	0	0	0	0	0	0	0	0	0	L	7-30
09/18	Browns	P	0	0	0	0.0	0.0	0	0	0	0	0	0	0	0	0	0	0	0	0	0	0	0	0	0	W	26-22
09/24	at Raiders	P	0	0	0	0.0	0.0	0	0	0	0	0	0	0	0	0	0	0	0	0	0	0	0	0	0	W	23-18
10/01	at Texans	P	1	1	0	0.0	0.0	0	0	0	0	0	0	0	0	0	0	0	0	0	0	0	0	0	0	L	6-30
10/08	Ravens	P	2	0	2	0.0	0.0	0	0	0	0	0	0	0	0	0	0	0	0	0	0	0	0	0	0	W	17-10
10/22	at Rams	P	0	0	0	0.0	0.0	0	0	0	0	0	0	0	0	0	0	0	0	0	0	0	0	0	0	W	24-17
10/29	Jaguars	P	2	1	1	0.0	0.0	0	0	0	0	0	0	0	0	0	0	0	0	0	0	0	0	0	0	L	10-20
11/02	Titans	P	2	0	2	0.0	0.0	0	0	0	0	0	0	0	0	0	0	0	0	0	0	0	0	0	0	W	20-16
11/12	Packers	P	2	2	0	0.0	0.0	0	0	0	0	0	0	0	0	0	0	0	0	0	0	0	0	0	0	W	23-19
11/19	at Browns	P	1	0	1	0.0	0.0	0	0	0	0	0	0	0	0	0	0	0	0	0	0	0	0	0	0	L	10-13
11/26	at Bengals	P	0	0	0	0.0	0.0	0	0	0	0	0	0	0	0	0	0	0	0	0	0	0	0	0	0	W	16-10
12/03	Cardinals	P	3	2	1	0.0	0.0	0	0	0	0	0	0	0	0	0	0	0	0	0	0	0	0	0	0	L	10-24
12/07	Patriots	P	0	0	0	0.0	0.0	0	0	0	0	0	0	0	0	0	0	0	0	0	0	0	0	0	0	L	18-21
12/16	at Colts																									L	13-30
12/23	Bengals	P	0	0	0	0.0	0.0	0	0	0	1	0	0	0	0	0	0	0	0	0	0	0	0	0	0	W	34-11
12/31	at Seahawks	P	1	1	0	0.0	0.0	0	0	0	0	0	0	0	0	0	0	0	0	0	0	0	0	0	0	W	30-23
01/06	at Ravens	P	1	1	0	0.0	0.0	0	0	0	0	0	0	0	0	0	0	0	0	0	0	0	0	0	0	W	17-10
2023 TOTALS		16-0	16	8	8	0.0	0.0	0	0	0	1	0	0	0	0	0	0	0	0	0	0	0	0	0	0	10-7	

2022 GAME-BY-GAME REGULAR-SEASON STATISTICS (STEELERS)

DATE	OPPONENT	P/S	TACKLES							INTERCEPTIONS				O. FUMB			ST			MISC		W/L	SCORE						
			TK	S	A	SK	YDS	TFL	YDS	QBH	NO	YDS	LG	TD	PD	FF	FR	TD	YDS	TK	S			A	FF	FR	S	A	
09/11	at Bengals		ON INACTIVE LIST																							W	23-20+		
09/18	Patriots		ON INACTIVE LIST																							L	14-17		
09/22	at Browns		INACTIVE																							L	17-29		
10/02	Jets		ON INACTIVE LIST																							L	20-24		
10/09	at Bills		ON INACTIVE LIST																							L	3-38		
10/16	Buccaneers	S	2	1	1	0.0	0.0	0	0	0	0	0	0	0	0	0	0	0	0	0	0	0	0	0	0	0	0	W	20-18
10/23	at Dolphins	S	0	0	0	0.0	0.0	0	0	0	0	0	0	0	0	0	0	0	0	0	0	0	0	0	0	0	L	10-16	
10/30	at Eagles	S	3	1	2	0.0	0.0	0	0	0	0	0	0	0	0	0	0	0	0	0	0	0	0	0	0	0	L	13-35	
11/13	Saints	P	0	0	0	0.0	0.0	0	0	0	0	0	0	0	0	0	0	0	0	0	0	0	0	0	0	0	W	20-10	
11/20	Bengals	P	0	0	0	0.0	0.0	0	0	0	0	0	0	0	0	0	0	0	0	0	0	0	0	0	0	0	L	30-37	
11/28	at Colts	P	0	0	0	0.0	0.0	0	0	0	0	0	0	0	0	0	0	0	0	0	0	0	0	0	0	0	W	24-17	
12/04	at Falcons		ON INACTIVE LIST																							W	19-16		
12/11	Ravens	P	0	0	0	0.0	0.0	0	0	0	0	0	0	0	0	0	0	0	0	0	0	0	0	0	0	0	L	14-16	
12/18	at Panthers	P	1	1	0	0.0	0.0	1	1	0	0	0	0	0	0	0	0	0	0	0	0	0	0	0	0	0	W	24-16	
12/24	Raiders	P	0	0	0	0.0	0.0	0	0	0	0	0	0	0	0	0	0	0	0	0	0	0	0	0	0	0	W	13-10	
01/01	at Ravens	P	0	0	0	0.0	0.0	0	0	0	0	0	0	0	0	0	0	0	0	0	0	0	0	0	0	0	W	16-13	
01/08	Browns	P	1	1	0	0.0	0.0	0	0	0	0	0	0	0	0	0	0	0	0	0	0	0	0	0	0	0	W	28-14	
2022 TOTALS		11-3	7	4	3	0.0	0.0	1	1	0	0	0	0	0	0	0	0	0	0	0	0	0	0	0	0	0	9-8		

+ - Overtime


2021 GAME-BY-GAME REGULAR-SEASON STATISTICS (STEELERS)

DATE	OPPONENT	P/S	TACKLES							INTERCEPTIONS				O. FUMB			ST			MISC		W/L	SCORE					
			TK	S	A	SK	YDS	TFL	YDS	QBH	NO	YDS	LG	TD	PD	FF	FR	TD	YDS	TK	S			A	FF	FR	S	A
09/12	at Bills		ON INACTIVE LIST																							W	23-16	
09/19	Raiders	P	1	0	1	0.0	0.0	0	0	0	0	0	0	0	0	0	0	0	0	0	0	0	0	0	0	0	L	17-26
09/26	Bengals	P	1	1	0	0.0	0.0	0	0	0	0	0	0	0	0	0	0	0	0	0	0	0	0	0	0	0	L	10-24
10/03	at Packers	P	0	0	0	0.0	0.0	0	0	0	0	0	0	1	0	0	0	0	0	0	0	0	0	0	0	0	L	17-27
10/10	Broncos	P	0	0	0	0.0	0.0	0	0	0	0	0	0	0	0	0	0	0	0	0	0	0	0	0	0	0	W	27-19
10/17	Seahawks	P	1	1	0	0.0	0.0	0	0	0	0	0	0	0	0	0	0	0	0	0	0	0	0	0	0	0	W	23-20+
10/31	at Browns	P	2	2	0	1.0	0.0	0	0	0	0	0	0	0	0	0	0	0	0	0	0	0	0	0	0	0	W	15-10
11/08	Bears	P	0	0	0	0.0	0.0	0	0	0	0	0	0	0	0	0	0	0	0	0	0	0	0	0	0	0	W	29-27
11/14	Lions	P	2	2	0	0.0	0.0	0	0	0	0	0	0	0	0	0	0	0	0	0	0	0	0	0	0	0	T	16-16
11/21	at Chargers		ON INACTIVE LIST																							L	37-41	
11/28	at Bengals	P	1	0	1	0.0	0.0	0	0	0	0	0	0	1	0	0	0	0	0	0	0	0	0	0	0	0	L	10-41
12/05	Ravens	P	1	1	0	0.0	0.0	0	0	0	0	0	0	0	0	0	0	0	0	0	0	0	0	0	0	0	W	20-19
12/09	at Vikings	P	2	1	1	0.0	0.0	0	0	0	0	0	0	0	0	0	0	0	0	0	0	0	0	0	0	0	L	28-36
12/19	Titans	P	4	4	0	0.0	0.0	0	0	0	0	0	0	0	0	0	0	0	0	0	0	0	0	0	0	0	W	19-13
12/26	at Chiefs	S	6	3	3	0.0	0.0	0	0	0	0	0	0	0	0	0	0	0	0	0	0	0	0	0	0	0	L	10-36
01/03	Browns	S	1	0	1	0.0	0.0	0	0	0	0	0	0	1	0	0	0	0	0	0	0	0	0	0	0	0	W	26-14
01/09	at Ravens	P	1	1	0	0.0	0.0	0	0	0	0	0	0	0	0	0	0	0	0	0	0	0	0	0	0	0	W	16-13+
2021 TOTALS		15-2	23	16	7	1.0	0.0	0	0	0	0	0	0	3	0	0	0	0	0	0	0	0	0	0	0	0	9-7-1	

+ - Overtime

2023 GAME-BY-GAME POSTSEASON STATISTICS (STEELERS)

DATE	OPPONENT	P/S	TACKLES							INTERCEPTIONS				O. FUMB			ST			MISC		W/L	SCORE					
			TK	S	A	SK	YDS	TFL	YDS	QBH	NO	YDS	LG	TD	PD	FF	FR	TD	YDS	TK	S			A	FF	FR	S	A
01/15	at Bills	P	0	0	0	0.0	0.0	0	0	0	0	0	0	0	0	0	0	0	0	0	0	0	0	0	0	0	L	17-31
2023 TOTALS		1-0	0	0	0	0.0	0.0	0	0	0	0	0	0	0	0	0	0	0	0	0	0	0	0	0	0	0-1		



40

LINEBACKER

BLAKE MARTINEZ

HEIGHT: 6-2
WEIGHT: 237
BORN: January 8, 1994
COLLEGE: Stanford

BIRTHPLACE: Tucson, AZ
HOW ACQUIRED: FA '23
NFL EXPERIENCE: 8th year

BLAKE MARTINEZ'S NFL REGULAR SEASON DEFENSIVE STATISTICS

DATE	TEAM	GP	GS	TACKLES							INTERCEPTIONS							O. FUMB				ST			MISC		
				TK	S	A	TFL	YDS	SK	YDS	QBH	NO	YDS	LG	TD	PD	FF	FR	TD	YDS	TK	S	A	FF	FR	S	A
2016	Packers	13	9	65	44	21	4	12	1.0	5.0	1	1	4	4	0	4	0	0	0	0	4	3	1	0	0	0	0
2017	Packers	16	16	142	94	48	10	26	1.0	8.0	2	1	3	3	0	8	1	2	0	0	2	2	0	0	0	0	
2018	Packers	16	16	144	91	53	10	46	5.0	34.0	6	0	0	0	0	3	0	0	0	0	0	0	0	0	0	0	
2019	Packers	16	16	155	97	58	5	29	3.0	20.0	3	1	22	22	0	2	1	0	0	0	0	0	0	0	0	0	
2020	Giants	16	16	151	86	65	9	28	3.0	18.0	6	1	2	2	0	5	2	1	0	0	0	0	0	0	0	0	
2021	Giants	3	3	23	11	12	1	1	0.0	0.0	0	0	0	0	0	0	0	0	0	0	0	0	0	0	0	0	
2022	Raiders	4	2	20	14	6	0	0	0.0	0.0	0	0	0	0	0	0	0	0	0	0	0	0	0	0	0	0	
2023	Panthers	0	0	0	0	0	0	0	0.0	0.0	0	0	0	0	0	0	0	0	0	0	0	0	0	0	0	0	
NFL TOTALS		84	78	700	437	263	39	142	13.0	85.0	18	4	31	22	0	22	4	3	0	0	0	6	5	1	0	0	0

BLAKE MARTINEZ'S NFL POSTSEASON DEFENSIVE STATISTICS

DATE	TEAM	GP	GS	TACKLES							INTERCEPTIONS							O. FUMB				ST			MISC		
				TK	S	A	TFL	YDS	SK	YDS	QBH	NO	YDS	LG	TD	PD	FF	FR	TD	YDS	TK	S	A	FF	FR	S	A
2016	Packers	3	1	4	3	1	1	2	0.0	0.0	0	0	0	0	0	0	0	0	0	0	1	1	0	0	0	0	0
2019	Packers	2	2	19	13	6	0	0	0.0	0.0	0	0	0	0	0	0	0	0	0	0	0	0	0	0	0	0	
2023	Steelers	0	0	0	0	0	0	0	0.0	0.0	0	0	0	0	0	0	0	0	0	0	0	0	0	0	0	0	
NFL TOTALS		5	3	23	16	7	1	2	0.0	0.0	0	0	0	0	0	0	0	0	0	0	1	1	0	0	0	0	

SINGLE-GAME HIGHS: DEFENSIVE

- Total Tackles** 16 vs. Oakland Raiders, Oct 20, 2019
15 vs. Philadelphia Eagles, Sep 26, 2019
...2 more at 15.
- Solo Tackles** 12 vs. New Orleans Saints, Oct 22, 2017
11 vs. Atlanta Falcons, Dec 09, 2018
...1 more at 11.
- Sacks** 2.0 at Detroit Lions, Oct 07, 2018
1.0 vs. Dallas Cowboys, Jan 03, 2021
...10 more at 1.0.
- Passes Defensed** 2 at Washington Football Team, Nov 08, 2020
2 at Detroit Lions, Dec 31, 2017
...1 more at 2.
- Forced Fumbles** 1 at Seattle Seahawks, Dec 06, 2020
1 vs. Tampa Bay Buccaneers, Nov 02, 2020
...2 more at 1.
- Fumble Recoveries** 1 at Dallas Cowboys, Oct 11, 2020
1 at Pittsburgh Steelers, Nov 26, 2017
...1 more at 1.
- Tackles For Loss** 2 vs. Cleveland Browns, Dec 20, 2020
2 vs. San Francisco 49ers, Sep 27, 2020
...7 more at 2.
- Interceptions** 1 at Washington Football Team, Nov 08, 2020
1 at Detroit Lions, Dec 29, 2019
...2 more at 1.
- Interception Return Yards** 22 at Detroit Lions, Dec 29, 2019
4 vs. Chicago Bears, Oct 20, 2016
- Special Teams Tackles** 1 vs. Tampa Bay Buccaneers, Dec 03, 2017
1 vs. New Orleans Saints, Oct 22, 2017
...4 more at 1.

SINGLE-GAME HIGHS - POSTSEASON: DEFENSIVE

- Total Tackles** 10 vs. Seattle Seahawks, Jan 12, 2020
9 at San Francisco 49ers, Jan 19, 2020
2 at Atlanta Falcons, Jan 22, 2017
2 vs. New York Giants, Jan 08, 2017
- Solo Tackles** 7 vs. Seattle Seahawks, Jan 12, 2020
6 at San Francisco 49ers, Jan 19, 2020
2 at Atlanta Falcons, Jan 22, 2017
1 vs. New York Giants, Jan 08, 2017
- Tackles For Loss** 1 at Atlanta Falcons, Jan 22, 2017
- Special Teams Tackles** 1 vs. New York Giants, Jan 08, 2017

2023 GAME-BY-GAME REGULAR-SEASON STATISTICS (PANTHERS)

DATE	OPPONENT	P/S	TACKLES							INTERCEPTIONS							O. FUMB				ST			MISC			
			TK	S	A	SK	YDS	TFL	YDS	QBH	NO	YDS	LG	TD	PD	FF	FR	TD	YDS	TK	S	A	FF	FR	S	A	W/L
11/09	at Bears																									L	13-16
11/19	Cowboys																									L	10-33
11/26	at Titans																									L	10-17
12/03	at Buccaneers																									L	18-21
12/10	at Saints																									L	6-28
12/17	Falcons																									W	9-7
12/24	Packers																									L	30-33
12/31	at Jaguars																									L	0-26
01/07	Buccaneers																									L	0-9
2023 TOTALS			0	0	0	0	0	0	0	0	0	0	0	0	0	0	0	0	0	0	0	0	0	0	0	1-8	

2022 GAME-BY-GAME REGULAR-SEASON STATISTICS (RAIDERS)

DATE	OPPONENT	P/S	TACKLES							INTERCEPTIONS				O. FUMB			ST			MISC		W/L	SCORE				
			TK	S	A	SK	YDS	TFL	YDS	QBH	NO	YDS	LG	TD	PD	FF	FR	TD	YDS	TK	S			A	FF	FR	S
09/11	at Chargers									NOT ON ROSTER																L	19-24
09/18	Cardinals									NOT ON ROSTER																L	23-29+
09/25	at Titans									NOT ON ROSTER																L	22-24
10/02	Broncos									NOT ON ROSTER																W	32-23
10/10	at Chiefs	P	1	1	0	0.0	0.0	0	0	0	0	0	0	0	0	0	0	0	0	0	0	0	0	0	0	L	29-30
10/23	Texans	S	4	3	1	0.0	0.0	0	0	0	0	0	0	0	0	0	0	0	0	0	0	0	0	0	0	W	38-20
10/30	at Saints	S	4	2	2	0.0	0.0	0	0	0	0	0	0	0	0	0	0	0	0	0	0	0	0	0	0	L	0-24
11/06	at Jaguars	P	11	8	3	0.0	0.0	0	0	0	0	0	0	0	0	0	0	0	0	0	0	0	0	0	0	L	20-27
11/13	Colts									RESERVE/RETIRED																L	20-25
11/20	at Broncos									RESERVE/RETIRED																W	22-16+
11/27	at Seahawks									RESERVE/RETIRED																W	40-34+
12/04	Chargers									RESERVE/RETIRED																W	27-20
12/08	at Rams									RESERVE/RETIRED																L	16-17
12/18	Patriots									RESERVE/RETIRED																W	30-24
12/24	at Steelers									RESERVE/RETIRED																L	10-13
01/01	49ers									RESERVE/RETIRED																L	34-37+
01/07	Chiefs									RESERVE/RETIRED																L	13-31
2022 TOTALS			4-2	20	14	6	0.0	0.0	0	0	0	0	0	0	0	0	0	0	0	0	0	0	0	0	0	6-11	

+ - Overtime

2021 GAME-BY-GAME REGULAR-SEASON STATISTICS (GIANTS)

DATE	OPPONENT	P/S	TACKLES							INTERCEPTIONS				O. FUMB			ST			MISC		W/L	SCORE				
			TK	S	A	SK	YDS	TFL	YDS	QBH	NO	YDS	LG	TD	PD	FF	FR	TD	YDS	TK	S			A	FF	FR	S
09/12	Broncos	S	9	6	3	0.0	0.0	1	1	0	0	0	0	0	0	0	0	0	0	0	0	0	0	0	0	L	13-27
09/16	at Football Team	S	12	5	7	0.0	0.0	0	0	0	0	0	0	0	0	0	0	0	0	0	0	0	0	0	0	L	29-30
09/26	Falcons	S	2	0	2	0.0	0.0	0	0	0	0	0	0	0	0	0	0	0	0	0	0	0	0	0	0	L	14-17
10/03	at Saints									DID NOT PLAY																W	27-21+
10/10	at Cowboys									DID NOT PLAY																L	20-44
10/17	Rams									DID NOT PLAY																L	11-38
10/24	Panthers									NOT ON ROSTER																W	25-3
11/01	at Chiefs									NOT ON ROSTER																L	17-20
11/07	Raiders									RESERVE/COVID-19																W	23-16
11/22	at Buccaneers									RESERVE/COVID-19																L	10-30
11/28	Eagles									RESERVE/COVID-19																W	13-7
12/05	at Dolphins									RESERVE/COVID-19																L	9-20
12/12	at Chargers									RESERVE/COVID-19																L	21-37
12/19	Cowboys									RESERVE/COVID-19																L	6-21
12/26	at Eagles									RESERVE/COVID-19																L	10-34
01/02	at Bears									RESERVE/COVID-19																L	3-29
01/09	Football Team									RESERVE/COVID-19																L	7-22
2021 TOTALS			3-3	23	11	12	0.0	0.0	1	1	0	0	0	0	0	0	0	0	0	0	0	0	0	0	0	4-13	

+ - Overtime

2020 GAME-BY-GAME REGULAR-SEASON STATISTICS (GIANTS)

DATE	OPPONENT	P/S	TACKLES							INTERCEPTIONS				O. FUMB			ST			MISC		W/L	SCORE					
			TK	S	A	SK	YDS	TFL	YDS	QBH	NO	YDS	LG	TD	PD	FF	FR	TD	YDS	TK	S			A	FF	FR	S	A
09/14	Steelers	S	13	8	5	0.0	0.0	1	2	0	0	0	0	0	0	0	0	0	0	0	0	0	0	0	0	L	16-26	
09/20	at Bears	S	8	6	2	1.0	1.0	1	1	1	0	0	0	0	0	0	0	0	0	0	0	0	0	0	0	L	13-17	
09/27	49ers	S	9	4	5	1.0	9.0	2	9	1	0	0	0	0	0	0	0	0	0	0	0	0	0	0	0	L	9-36	
10/04	at Rams	S	13	8	5	0.0	0.0	1	1	0	0	0	0	0	0	0	0	0	0	0	0	0	0	0	0	L	9-17	
10/11	at Cowboys	S	7	4	3	0.0	0.0	0	0	0	0	0	0	0	0	1	0	0	0	0	0	0	0	0	0	L	34-37	
10/18	Football Team	S	14	8	6	0.0	0.0	0	0	1	0	0	0	0	0	0	0	0	0	0	0	0	0	0	0	W	20-19	
10/22	at Eagles	S	9	7	2	0.0	0.0	0	0	2	0	0	0	0	1	0	0	0	0	0	0	0	0	0	0	L	21-22	
11/02	Buccaneers	S	9	6	3	0.0	0.0	1	2	0	0	0	0	0	0	1	0	0	0	0	0	0	0	0	0	L	23-25	
11/08	at Football Team	S	10	3	7	0.0	0.0	0	0	0	1	2	2	2	0	0	0	0	0	0	0	0	0	0	0	0	W	23-20
11/15	Eagles	S	4	2	2	0.0	0.0	0	0	0	0	0	0	0	0	0	0	0	0	0	0	0	0	0	0	W	27-17	
11/29	at Bengals	S	5	2	3	0.0	0.0	0	0	0	0	0	0	1	0	0	0	0	0	0	0	0	0	0	0	W	19-17	
12/06	at Seahawks	S	10	5	5	0.0	0.0	0	0	0	0	0	0	1	1	0	0	0	0	0	0	0	0	0	0	W	17-12	
12/13	Cardinals	S	7	5	2	0.0	0.0	0	0	0	0	0	0	0	0	0	0	0	0	0	0	0	0	0	0	L	7-26	
12/20	Browns	S	10	5	5	0.0	0.0	2	5	0	0	0	0	0	0	0	0	0	0	0	0	0	0	0	0	L	6-20	
12/27	at Ravens	S	12	7	5	0.0	0.0	0	0	0	0	0	0	0	0	0	0	0	0	0	0	0	0	0	0	L	13-27	
01/03	Cowboys	S	11	6	5	1.0	8.0	1	8	1	0	0	0	0	0	0	0	0	0	0	0	0	0	0	0	W	23-19	
2020 TOTALS			16-16	151	86	65	3.0	18.0	9	28	6	1	2	2	0	5	2	1	0	0	0	0	0	0	0	6-10		

2019 GAME-BY-GAME REGULAR-SEASON STATISTICS (PACKERS)

DATE	OPPONENT	P/S	TACKLES							INTERCEPTIONS				O. FUMB			ST			MISC		W/L	SCORE				
			TK	S	A	SK	YDS	TFL	YDS	QBH	NO	YDS	LG	TD	PD	FF	FR	TD	YDS	TK	S			A	FF	FR	S
09/05	at Bears	S	7	5	2	1.0	6.0	1	6	1	0	0	0	0	0	0	0	0	0	0	0	0	0	0	0	W	10-3
09/15	Vikings	S	13	10	3	0.0	0.0	0	0	0	0	0	0	0	0	0	0	0	0	0	0	0	0	0	0	W	21-16
09/22	Broncos	S	12	8	4	0.0	0.0	2	9	0	0	0	0	0	0	0	0	0	0	0	0	0	0	0	0	W	27-16
09/26	Eagles	S	15	10	5	0.0	0.0	0	0	0	0	0	0	0	0	0	0	0	0	0	0	0	0	0	0	L	27-34
10/06	at Cowboys	S	8	4	4	0.0	0.0	0	0	0	0	0	0	0	0	0	0	0	0	0	0	0	0	0	0	W	34-24
10/14	Lions	S	5	3	2	0.0	0.0	0	0	0	0	0	0	0	0	0	0	0	0	0	0	0	0	0	0	W	23-22
10/20	Raiders	S	16	8	8	0.0	0.0	0	0	0	0	0	0	0	1	0	0	0	0	0	0	0	0	0	0	W	42-24
10/27	at Chiefs	S	7	4	3	0.0	0.0	0	0	0	0	0	0	0	0	0	0	0	0	0	0	0	0	0	0	W	31-24
11/03	at Chargers	S	12	5	7	0.0	0.0	0	0	0	0	0	0	0	0	0	0	0	0	0	0	0	0	0	0	L	11-26
11/10	Panthers	S	7	6	1	0.0	0.0	0	0	0	0	0	0	0	0	0	0	0	0	0	0	0	0	0	0	W	24-16
11/24	at 49ers	S	6	4	2	1.0	7.0	1	7	1	0	0	0	0	0	0	0	0	0	0	0	0	0	0	0	L	8-37
12/01	at Giants	S	10	7	3	0.0	0.0	0	0	0	0	0	0	0	0	0	0	0	0	0	0	0	0	0	0	W	31-13
12/08	Redskins	S	11	5	6	0.0	0.0	0	0	0	0	0	0	1	0	0	0	0	0	0	0	0	0	0	0	W	20-15
12/15	Bears	S	11	9	2	0.0	0.0	0	0	0	0	0	0	0	0	0	0	0	0	0	0	0	0	0	0	W	21-13
12/23	at Vikings	S	8	4	4	0.0	0.0	0	0	0	0	0	0	0	0	0	0	0	0	0	0	0	0	0	0	W	23-10
12/29	at Lions	S	7	5	2	1.0	7.0	1	7	1	1	22	22	0	1	0	0	0	0	0	0	0	0	0	0	W	23-20
2019 TOTALS		16-16	155	97	58	3.0	20.0	5	29	3	1	22	22	0	2	1	0	0	0	0	0	0	0	0	0	13-3	

2018 GAME-BY-GAME REGULAR-SEASON STATISTICS (PACKERS)

DATE	OPPONENT	P/S	TACKLES							INTERCEPTIONS				O. FUMB			ST			MISC		W/L	SCORE				
			TK	S	A	SK	YDS	TFL	YDS	QBH	NO	YDS	LG	TD	PD	FF	FR	TD	YDS	TK	S			A	FF	FR	S
09/09	Bears	S	6	6	0	0.0	0.0	0	1	5	0	0	0	0	0	0	0	0	0	0	0	0	0	0	0	W	24-23
09/16	Vikings	S	9	4	5	0.0	0.0	0	0	0	0	0	0	1	0	0	0	0	0	0	0	0	0	0	0	T	29-29
09/23	at Redskins	S	9	4	5	0.0	0.0	0	0	0	0	0	0	1	0	0	0	0	0	0	0	0	0	0	0	L	17-31
09/30	Bills	S	10	7	3	1.0	8.0	2	10	2	0	0	0	0	0	0	0	0	0	0	0	0	0	0	0	W	22-0
10/07	at Lions	S	5	4	1	2.0	8.0	2	8	2	0	0	0	0	0	0	0	0	0	0	0	0	0	0	0	L	23-31
10/15	49ers	S	12	9	3	0.0	0.0	1	1	0	0	0	0	0	0	0	0	0	0	0	0	0	0	0	0	W	33-30
10/28	at Rams	S	12	7	5	1.0	10.0	2	12	1	0	0	0	0	0	0	0	0	0	0	0	0	0	0	0	L	27-29
11/04	at Patriots	S	7	3	4	0.0	0.0	0	0	0	0	0	0	0	0	0	0	0	0	0	0	0	0	0	0	L	17-31
11/11	Dolphins	S	8	8	0	0.0	0.0	0	0	0	0	0	0	0	0	0	0	0	0	0	0	0	0	0	0	W	31-12
11/15	at Seahawks	S	6	2	4	0.0	0.0	1	2	0	0	0	0	0	0	0	0	0	0	0	0	0	0	0	0	L	24-27
11/25	at Vikings	S	12	6	6	0.0	0.0	0	0	0	0	0	0	0	0	0	0	0	0	0	0	0	0	0	0	L	17-24
12/02	Cardinals	S	10	5	5	0.0	0.0	0	0	0	0	0	0	0	0	0	0	0	0	0	0	0	0	0	0	L	17-20
12/09	Falcons	S	12	11	1	0.0	0.0	0	0	0	0	0	0	0	0	0	0	0	0	0	0	0	0	0	0	W	34-20
12/16	at Bears	S	7	4	3	0.0	0.0	0	0	0	0	0	0	0	0	0	0	0	0	0	0	0	0	0	0	L	17-24
12/23	at Jets	S	7	6	1	1.0	8.0	1	8	1	0	0	0	0	0	0	0	0	0	0	0	0	0	0	0	W	44-38+
12/30	Lions	S	12	5	7	0.0	0.0	0	0	0	0	0	0	1	0	0	0	0	0	0	0	0	0	0	0	L	0-31
2018 TOTALS		16-16	144	91	53	5.0	34.0	10	46	6	0	0	0	0	3	0	0	0	0	0	0	0	0	0	0	6-9-1	

+ - Overtime

2017 GAME-BY-GAME REGULAR-SEASON STATISTICS (PACKERS)

DATE	OPPONENT	P/S	TACKLES							INTERCEPTIONS				O. FUMB			ST			MISC		W/L	SCORE				
			TK	S	A	SK	YDS	TFL	YDS	QBH	NO	YDS	LG	TD	PD	FF	FR	TD	YDS	TK	S			A	FF	FR	S
09/10	Seahawks	S	2	2	0	0.0	0.0	1	0	0	0	0	0	0	0	0	0	0	0	0	0	0	0	0	0	W	17-9
09/17	at Falcons	S	5	5	0	1.0	8.0	2	9	1	0	0	0	0	0	0	0	0	0	0	0	0	0	0	0	L	23-34
09/24	Bengals	S	11	7	4	0.0	0.0	1	2	0	0	0	0	0	0	0	0	0	0	0	0	0	0	0	0	W	27-24+
09/28	Bears	S	7	5	2	0.0	0.0	0	0	0	0	0	0	0	1	0	0	0	0	0	0	0	0	0	0	W	35-14
10/08	at Cowboys	S	12	7	5	0.0	0.0	0	0	0	0	0	0	1	0	0	0	0	0	0	0	0	0	0	0	W	35-31
10/15	at Vikings	S	11	8	3	0.0	0.0	2	4	0	0	0	0	1	0	0	0	0	0	0	0	0	0	0	0	L	10-23
10/22	Saints	S	15	12	3	0.0	0.0	0	0	0	0	0	0	0	0	0	0	0	1	1	0	0	0	0	0	L	17-26
11/06	Lions	S	10	8	2	0.0	0.0	0	0	0	0	0	0	0	1	0	0	0	0	0	0	0	0	0	0	L	17-30
11/12	at Bears	S	2	1	1	0.0	0.0	0	0	0	0	0	0	1	0	0	0	0	0	0	0	0	0	0	0	W	23-16
11/19	Ravens	S	8	5	3	0.0	0.0	1	6	0	0	0	0	0	0	0	0	0	0	0	0	0	0	0	0	L	0-23
11/26	at Steelers	S	15	11	4	0.0	0.0	1	3	0	1	3	3	0	1	0	1	0	0	0	0	0	0	0	0	L	28-31
12/03	Buccaners	S	10	5	5	0.0	0.0	0	0	1	0	0	0	0	1	0	0	0	0	1	1	0	0	0	0	W	26-20+
12/10	at Browns	S	9	4	5	0.0	0.0	1	1	0	0	0	0	0	0	0	0	0	0	0	0	0	0	0	0	W	27-21+
12/17	at Panthers	S	8	4	4	0.0	0.0	0	0	0	0	0	0	1	0	0	0	0	0	0	0	0	0	0	0	L	24-31
12/23	Vikings	S	11	6	5	0.0	0.0	0	0	0	0	0	0	0	0	0	0	0	0	0	0	0	0	0	0	L	0-16
12/31	at Lions	S	6	4	2	0.0	0.0	1	1	0	0	0	0	0	2	0	0	0	0	0	0	0	0	0	0	L	11-35
2017 TOTALS		16-16	142	94	48	1.0	8.0	10	26	2	1	3	3	0	8	1	2	0	0	2	2	0	0	0	0	7-9	

+ - Overtime

2016 GAME-BY-GAME REGULAR-SEASON STATISTICS (PACKERS)

DATE	OPPONENT	P/S	TACKLES							INTERCEPTIONS				O. FUMB			ST			MISC		W/L	SCORE				
			TK	S	A	SK	YDS	TFL	YDS	QBH	NO	YDS	LG	TD	PD	FF	FR	TD	YDS	TK	S			A	FF	FR	S
09/11	at Jaguars	S	5	4	1	0.0	0.0	0	0	0	0	0	0	0	0	0	0	0	1	1	0	0	0	0	0	W	27-23
09/18	at Vikings	S	5	4	1	0.0	0.0	1	2	0	0	0	0	0	0	0	0	0	0	0	0	0	0	0	0	L	14-17
09/25	Lions	S	6	5	1	0.0	0.0	0	0	0	0	0	0	0	0	0	0	0	1	0	1	0	0	0	0	W	34-27
10/09	Giants	S	3	1	2	0.0	0.0	0	0	0	0	0	0	0	0	0	0	0	0	0	0	0	0	0	0	W	23-16
10/16	Cowboys	P	8	4	4	0.0	0.0	0	0	0	0	0	0	0	0	0	0	0	0	0	0	0	0	0	0	L	16-30
10/20	Bears	S	5	2	3	0.0	0.0	0	0	0	1	4	4	2	0	0	0	0	0	0	0	0	0	0	0	W	26-10
10/30	at Falcons	S	5	5	0	0.0	0.0	0	0																		



65
OFFENSIVE TACKLE
DAN MOORE JR.

HEIGHT: 6-5
WEIGHT: 315
BORN: September 28, 1998
COLLEGE: Texas A&M

BIRTHPLACE: Beaumont, TX
HOW ACQUIRED: D4a '21
NFL EXPERIENCE: 3rd year

DAN MOORE JR.'S NFL REGULAR SEASON STATISTICS

DATE	TEAM	GP	GS
2021	Steelers	16	16
2022	Steelers	17	17
2023	Steelers	16	16
NFL TOTALS		49	49

DAN MOORE JR.'S NFL POSTSEASON STATISTICS

DATE	TEAM	GP	GS
2021	Steelers	1	1
2023	Steelers	1	1
NFL TOTALS		2	2

2023 GAME-BY-GAME REGULAR-SEASON STATISTICS (STEELERS)

DATE	OPPONENT	P/S	TACKLES							INTERCEPTIONS				O. FUMB			ST			MISC		W/L	SCORE						
			TK	S	A	SK	YDS	TFL	YDS	QBH	NO	YDS	LG	TD	PD	FF	FR	TD	YDS	TK	S			A	FF	FR	S	A	
09/10	49ers	S	0	0	0	0.0	0.0	0	0	0	0	0	0	0	0	0	0	0	0	0	0	0	0	0	0	0	L	7-30	
09/18	Browns	S	0	0	0	0.0	0.0	0	0	0	0	0	0	0	0	0	0	0	0	0	0	0	0	0	0	0	W	26-22	
09/24	at Raiders	S	0	0	0	0.0	0.0	0	0	0	0	0	0	0	0	0	0	0	0	0	0	0	0	0	0	0	W	23-18	
10/01	at Texans	S	0	0	0	0.0	0.0	0	0	0	0	0	0	0	0	0	0	0	0	0	0	0	0	0	0	0	L	6-30	
10/08	Ravens		ON INACTIVE LIST																									W	17-10
10/22	at Rams	S	0	0	0	0.0	0.0	0	0	0	0	0	0	0	0	0	0	0	0	0	0	0	0	0	0	0	W	24-17	
10/29	Jaguars	S	0	0	0	0.0	0.0	0	0	0	0	0	0	0	0	0	0	0	0	0	0	0	0	0	0	0	L	10-20	
11/02	Titans	S	0	0	0	0.0	0.0	0	0	0	0	0	0	0	0	0	0	0	0	0	0	0	0	0	0	0	W	20-16	
11/12	Packers	S	0	0	0	0.0	0.0	0	0	0	0	0	0	0	0	0	0	0	0	0	0	0	0	0	0	0	W	23-19	
11/19	at Browns	S	0	0	0	0.0	0.0	0	0	0	0	0	0	0	0	0	0	0	0	0	0	0	0	0	0	0	L	10-13	
11/26	at Bengals	S	0	0	0	0.0	0.0	0	0	0	0	0	0	0	0	0	0	0	0	0	0	0	0	0	0	0	W	16-10	
12/03	Cardinals	S	0	0	0	0.0	0.0	0	0	0	0	0	0	0	0	0	0	0	0	0	0	0	0	0	0	0	L	10-24	
12/07	Patriots	S	0	0	0	0.0	0.0	0	0	0	0	0	0	0	0	0	0	0	0	0	0	0	0	0	0	0	L	18-21	
12/16	at Colts	S	0	0	0	0.0	0.0	0	0	0	0	0	0	0	0	0	0	0	0	0	0	0	0	0	0	0	L	13-30	
12/23	Bengals	S	0	0	0	0.0	0.0	0	0	0	0	0	0	0	0	0	0	0	0	0	0	0	0	0	0	0	W	34-11	
12/31	at Seahawks	S	0	0	0	0.0	0.0	0	0	0	0	0	0	0	0	0	0	0	0	0	0	0	0	0	0	0	W	30-23	
01/06	at Ravens	S	0	0	0	0.0	0.0	0	0	0	0	0	0	0	0	1	0	0	0	0	0	0	0	0	0	0	W	17-10	
2023 TOTALS		16-16	0	0	0	0.0	0.0	0	0	0	0	0	0	0	0	0	1	0	0	0	0	0	0	0	0	0	10-7		

2023 GAME-BY-GAME POSTSEASON STATISTICS (STEELERS)

DATE	OPPONENT	P/S	TACKLES							INTERCEPTIONS				O. FUMB			ST			MISC		W/L	SCORE					
			TK	S	A	SK	YDS	TFL	YDS	QBH	NO	YDS	LG	TD	PD	FF	FR	TD	YDS	TK	S			A	FF	FR	S	A
01/15	at Bills	S	0	0	0	0.0	0.0	0	0	0	0	0	0	0	0	0	0	0	0	0	0	0	0	0	0	0	L	17-31
2023 TOTALS		1-1	0	0	0	0.0	0.0	0	0	0	0	0	0	0	0	0	0	0	0	0	0	0	0	0	0	0-1		

2023 GAME-BY-GAME REGULAR-SEASON STATISTICS (STEELERS)

DATE	OPPONENT	P/S																						W/L	SCORE				
09/10	49ers	S																						L	7-30				
09/18	Browns	S																						W	26-22				
09/24	at Raiders	S																						W	23-18				
10/01	at Texans	S																						L	6-30				
10/08	Ravens		ON INACTIVE LIST																									W	17-10
10/22	at Rams	S																						W	24-17				
10/29	Jaguars	S																						L	10-20				
11/02	Titans	S																						W	20-16				
11/12	Packers	S																						W	23-19				
11/19	at Browns	S																						L	10-13				
11/26	at Bengals	S																						W	16-10				
12/03	Cardinals	S																						L	10-24				
12/07	Patriots	S																						L	18-21				
12/16	at Colts	S																						L	13-30				
12/23	Bengals	S																						W	34-11				
12/31	at Seahawks	S																						W	30-23				
01/06	at Ravens	S																						W	17-10				
2023 TOTALS		16-16																						10-7					

2023 GAME-BY-GAME POSTSEASON STATISTICS (STEELERS)

DATE	OPPONENT	P/S	W/L	SCORE
01/15	at Bills	S	L	17-31
2023 TOTALS			0-1	



99

HEIGHT: 6-3
WEIGHT: 305
BORN: June 3, 1994
COLLEGE: Charlotte

BIRTHPLACE: Greensboro, NC
HOW ACQUIRED: FA '22
NFL EXPERIENCE: 7th year

DEFENSIVE TACKLE

LARRY OGUNJOBI

(Dugan/Steelers)

COMMUNITY

- ✦ NFL Waterboys - Unites professional athletes and fans in support of a single shared cause: providing clean, accessible drinking water to communities in need.
- ✦ In March 2020, donated 100,00 meals to Greater Cleveland Food Bank
- ✦ 2018 and 2019 hosted Christmas shopping for youth
- ✦ Participated in Thanksgiving drives
- ✦ Lighthouse Youth Services - System of care for 0-24 to guide and trace progress over time (mental health service, youth housing, emergency shelter, community juvenile justice services, residential treatment and foster care and adoption)
- ✦ Freestore Foodbank - Provides meals to hungry children and families
- ✦ Hosts a youth football camp at former school Ragsdale High School
- ✦ Children's Camp in Guam in 2018 and 2020 with Zach Banner

LARRY OGUNJOBI'S NFL REGULAR SEASON DEFENSIVE STATISTICS

DATE	TEAM	GP	GS	TACKLES						INTERCEPTIONS				O. FUMB			ST			MISC						
				TK	S	A	TFL	YDS	SK	YDS	QBH	NO	YDS	LG	TD	PD	FF	FR	TD	YDS	TK	S	A	FF	FR	S
2017	Browns	14	1	32	17	15	4	21	1.0	7.0	3	0	0	0	0	0	0	0	0	0	0	0	0	0	0	0
2018	Browns	16	16	52	33	19	10	53	5.5	51.5	15	0	0	0	1	0	0	0	0	0	0	0	0	0	0	0
2019	Browns	15	15	50	35	15	10	55	5.5	40.0	13	0	0	0	1	0	0	0	0	0	0	0	0	0	0	0
2020	Browns	15	15	46	23	23	5	15	2.5	18.0	6	0	0	0	1	0	0	0	0	0	0	0	0	0	0	0
2021	Bengals	16	16	49	29	20	12	55	7.0	51.5	16	0	0	0	0	0	0	0	0	0	0	0	0	0	0	0
2022	Steelers	16	16	48	25	23	7	14	1.5	10.0	11	0	0	0	0	0	0	0	0	0	0	0	0	0	0	0
2023	Steelers	17	17	43	21	22	3	16	3.0	16.0	8	0	0	0	2	1	2	0	0	0	0	0	0	0	0	0
NFL TOTALS		109	96	320	183	137	51	229	26.0	194.0	72	0	0	0	3	3	2	0	0	0	0	0	0	0	0	0

LARRY OGUNJOBI'S NFL POSTSEASON DEFENSIVE STATISTICS

DATE	TEAM	GP	GS	TACKLES						INTERCEPTIONS				O. FUMB			ST			MISC						
				TK	S	A	TFL	YDS	SK	YDS	QBH	NO	YDS	LG	TD	PD	FF	FR	TD	YDS	TK	S	A	FF	FR	S
2020	Browns	2	2	4	1	3	0	0	0.0	0.0	0	0	0	0	0	0	0	0	0	0	0	0	0	0	0	0
2021	Bengals	1	1	0	0	0	0	0	0.0	0.0	0	0	0	0	0	1	0	11	0	0	0	0	0	0	0	0
2023	Steelers	1	1	5	2	3	1	2	0.0	0.0	0	0	0	0	0	0	0	0	0	0	0	0	0	0	0	0
NFL TOTALS		4	4	9	3	6	1	2	0.0	0.0	0	0	0	0	0	1	0	11	0	0	0	0	0	0	0	0

SINGLE-GAME HIGHS: DEFENSIVE

- Total Tackles: 9 vs. Cincinnati Bengals, Dec 08, 2019; 8 vs. New York Jets, Sep 20, 2018
- Solo Tackles: 5 at Baltimore Ravens, Oct 24, 2021; 5 at Cincinnati Bengals, Dec 29, 2019
- Sacks: 2.0 at New Orleans Saints, Sep 16, 2018; 1.5 at Denver Broncos, Dec 19, 2021; ...1 more at 1.5.
- Passes Defensed: 1 vs. Arizona Cardinals, Dec 03, 2023; 1 at Cincinnati Bengals, Nov 26, 2023; ...1 more at 1.
- Forced Fumbles: 1 at Baltimore Ravens, Sep 13, 2020; 1 at Baltimore Ravens, Dec 30, 2018
- Fumble Recoveries: 1 vs. Cleveland Browns, Sep 18, 2023
- Tackles For Loss: 2 at Carolina Panthers, Dec 18, 2022; 2 vs. San Francisco 49ers, Dec 12, 2021; ...8 more at 2.

SINGLE-GAME HIGHS - POSTSEASON: DEFENSIVE

- Total Tackles: 5 at Buffalo Bills, Jan 15, 2024; 3 at Pittsburgh Steelers, Jan 10, 2021; 1 at Kansas City Chiefs, Jan 17, 2021
- Solo Tackles: 2 at Buffalo Bills, Jan 15, 2024; 1 at Kansas City Chiefs, Jan 17, 2021
- Fumble Recoveries: 1 vs. Las Vegas Raiders, Jan 15, 2022
- Tackles For Loss: 1 at Buffalo Bills, Jan 15, 2024
- Longest Opp Fumble Return: 11 vs. Las Vegas Raiders, Jan 15, 2022

2023 GAME-BY-GAME REGULAR-SEASON STATISTICS (STEELERS)

DATE	OPPONENT	P/S	TACKLES							INTERCEPTIONS				O. FUMB			ST			MISC		W/L	SCORE			
			TK	S	A	SK	YDS	TFL	YDS	QBH	NO	YDS	LG	TD	PD	FF	FR	TD	YDS	TK	S			A	FF	FR
09/10	49ers	S	2	2	0	0.0	0.0	0	0	0	0	0	0	0	0	0	0	0	0	0	0	0	0	0	L	7-30
09/18	Browns	S	4	3	1	1.0	7.0	1	7	2	0	0	0	0	0	1	0	0	0	0	0	0	0	0	W	26-22
09/24	at Raiders	S	1	0	1	0.0	0.0	0	0	0	0	0	0	0	0	0	0	0	0	0	0	0	0	0	W	23-18
10/01	at Texans	S	4	2	2	0.0	0.0	0	0	0	0	0	0	0	0	0	0	0	0	0	0	0	0	0	L	6-30
10/08	Ravens	S	1	1	0	0.0	0.0	0	0	0	0	0	0	0	1	0	0	0	0	0	0	0	0	0	W	17-10
10/22	at Rams	S	4	2	2	1.0	6.0	1	6	1	0	0	0	0	0	0	0	0	0	0	0	0	0	0	W	24-17
10/29	Jaguars	S	5	3	2	0.0	0.0	0	0	0	0	0	0	0	0	0	0	0	0	0	0	0	0	0	L	10-20
11/02	Titans	S	5	3	2	0.0	0.0	0	0	1	0	0	0	0	0	0	0	0	0	0	0	0	0	0	W	20-16
11/12	Packers	S	1	0	1	0.0	0.0	0	0	0	0	0	0	0	0	0	0	0	0	0	0	0	0	0	W	23-19
11/19	at Browns	S	1	0	1	0.0	0.0	0	0	1	0	0	0	0	0	0	0	0	0	0	0	0	0	0	L	10-13
11/26	at Bengals	S	0	0	0	0.0	0.0	0	0	1	0	0	0	0	1	0	0	0	0	0	0	0	0	0	W	16-10
12/03	Cardinals	S	3	0	3	0.0	0.0	0	0	0	0	0	0	0	1	0	0	0	0	0	0	0	0	0	L	10-24
12/07	Patriots	S	2	0	2	0.0	0.0	0	0	0	0	0	0	0	0	0	0	0	0	0	0	0	0	0	L	18-21
12/16	at Colts	S	4	2	2	1.0	3.0	1	3	1	0	0	0	0	0	0	0	0	0	0	0	0	0	0	L	13-30
12/23	Bengals	S	2	1	1	0.0	0.0	0	0	0	0	0	0	0	0	0	0	0	0	0	0	0	0	0	W	34-11
12/31	at Seahawks	S	3	1	2	0.0	0.0	0	0	1	0	0	0	0	0	0	0	0	0	0	0	0	0	0	W	30-23
01/06	at Ravens	S	1	1	0	0.0	0.0	0	0	0	0	0	0	0	1	0	0	0	0	0	0	0	0	0	W	17-10
2023 TOTALS		17-17	43	21	22	3.0	16.0	3	16	8	0	0	0	0	2	1	2	0	0	0	0	0	0	0	10-7	

2022 GAME-BY-GAME REGULAR-SEASON STATISTICS (STEELERS)

DATE	OPPONENT	P/S	TACKLES							INTERCEPTIONS				O. FUMB			ST			MISC		W/L	SCORE				
			TK	S	A	SK	YDS	TFL	YDS	QBH	NO	YDS	LG	TD	PD	FF	FR	TD	YDS	TK	S			A	FF	FR	S
09/11	at Bengals	S	4	3	1	0.0	0.0	1	0	1	0	0	0	0	0	0	0	0	0	0	0	0	0	0	0	W	23-20+
09/18	Patriots	S	3	0	3	0.0	0.0	0	0	0	0	0	0	0	0	0	0	0	0	0	0	0	0	0	0	L	14-17
09/22	at Browns	S	2	0	2	0.5	4.0	0	0	2	0	0	0	0	0	0	0	0	0	0	0	0	0	0	0	L	17-29
10/02	Jets	S	3	1	2	0.0	0.0	0	0	2	0	0	0	0	0	0	0	0	0	0	0	0	0	0	0	L	20-24
10/09	at Bills	S	0	0	0	0.0	0.0	0	0	0	0	0	0	0	0	0	0	0	0	0	0	0	0	0	0	L	3-38
10/16	Buccaneers	S	4	3	1	0.0	0.0	1	0	2	0	0	0	0	0	0	0	0	0	0	0	0	0	0	0	W	20-18
10/23	at Dolphins	S	3	2	1	0.0	0.0	0	0	0	0	0	0	0	0	0	0	0	0	0	0	0	0	0	0	L	10-16
10/30	at Eagles																								L	13-35	
11/13	Saints	S	3	1	2	0.0	0.0	0	0	0	0	0	0	0	0	0	0	0	0	0	0	0	0	0	0	W	20-10
11/20	Bengals	S	1	0	1	0.0	0.0	0	0	1	0	0	0	0	0	0	0	0	0	0	0	0	0	0	0	L	30-37
11/28	at Colts	S	5	3	2	0.0	0.0	0	0	0	0	0	0	0	0	0	0	0	0	0	0	0	0	0	0	W	24-17
12/04	at Falcons	S	4	4	0	0.0	0.0	1	3	0	0	0	0	0	0	0	0	0	0	0	0	0	0	0	0	W	19-16
12/11	Ravens	S	2	0	2	0.0	0.0	0	0	0	0	0	0	0	0	0	0	0	0	0	0	0	0	0	0	L	14-16
12/18	at Panthers	S	5	3	2	0.0	0.0	2	2	1	0	0	0	0	0	0	0	0	0	0	0	0	0	0	0	W	24-16
12/24	Raiders	S	4	3	1	0.0	0.0	1	3	1	0	0	0	0	0	0	0	0	0	0	0	0	0	0	0	W	13-10
01/01	at Ravens	S	2	1	1	0.0	0.0	0	0	0	0	0	0	0	0	0	0	0	0	0	0	0	0	0	0	W	16-13
01/08	Browns	S	3	1	2	1.0	6.0	1	6	1	0	0	0	0	0	0	0	0	0	0	0	0	0	0	0	W	28-14
2022 TOTALS		16-16	48	25	23	1.5	10.0	7	14	11	0	0	0	0	0	0	0	0	0	0	0	0	0	0	9-8		

+ - Overtime

2021 GAME-BY-GAME REGULAR-SEASON STATISTICS (BENGALS)

DATE	OPPONENT	P/S	TACKLES							INTERCEPTIONS				O. FUMB			ST			MISC		W/L	SCORE				
			TK	S	A	SK	YDS	TFL	YDS	QBH	NO	YDS	LG	TD	PD	FF	FR	TD	YDS	TK	S			A	FF	FR	S
09/12	Vikings	S	6	4	2	1.0	9.0	2	12	1	0	0	0	0	0	0	0	0	0	0	0	0	0	0	0	W	27-24+
09/19	at Bears	S	4	1	3	0.0	0.0	1	5	0	0	0	0	0	0	0	0	0	0	0	0	0	0	0	0	L	17-20
09/26	at Steelers	S	3	2	1	0.0	0.0	1	0	0	0	0	0	0	0	0	0	0	0	0	0	0	0	0	0	W	24-10
09/30	Jaguars	S	3	2	1	0.0	0.0	0	0	0	0	0	0	0	0	0	0	0	0	0	0	0	0	0	0	W	24-21
10/10	Packers	S	0	0	0	0.0	0.0	0	0	0	0	0	0	0	0	0	0	0	0	0	0	0	0	0	0	L	22-25+
10/17	at Lions	S	3	2	1	0.0	0.0	0	0	0	0	0	0	0	0	0	0	0	0	0	0	0	0	0	0	W	34-11
10/24	at Ravens	S	6	5	1	1.5	5.5	2	5	2	0	0	0	0	0	0	0	0	0	0	0	0	0	0	0	W	41-17
10/31	at Jets	S	5	3	2	1.0	5.0	1	5	2	0	0	0	0	0	0	0	0	0	0	0	0	0	0	0	L	31-34
11/07	Browns	S	2	1	1	0.0	0.0	0	0	0	0	0	0	0	0	0	0	0	0	0	0	0	0	0	0	L	16-41
11/21	at Raiders	S	2	0	2	0.0	0.0	0	0	1	0	0	0	0	0	0	0	0	0	0	0	0	0	0	0	W	32-13
11/28	Steelers	S	1	1	0	0.0	0.0	0	0	1	0	0	0	0	0	0	0	0	0	0	0	0	0	0	0	W	41-10
12/05	Chargers	S	2	1	1	0.0	0.0	1	9	2	0	0	0	0	0	0	0	0	0	0	0	0	0	0	0	L	22-41
12/12	49ers	S	4	3	1	1.0	9.0	2	10	1	0	0	0	0	0	0	0	0	0	0	0	0	0	0	0	L	23-26+
12/19	at Broncos	S	4	1	3	1.5	14.0	1	9	3	0	0	0	0	0	0	0	0	0	0	0	0	0	0	0	W	15-10
12/26	Ravens	S	0	0	0	0.0	0.0	0	0	1	0	0	0	0	0	0	0	0	0	0	0	0	0	0	0	W	41-21
01/02	Chiefs	S	4	3	1	0.0	0.0	1	0	2	0	0	0	0	0	0	0	0	0	0	0	0	0	0	0	W	34-31
01/09	at Browns																								L	16-21	
2021 TOTALS		16-16	49	29	20	7.0	51.5	12	55	16	0	0	0	0	0	0	0	0	0	0	0	0	0	0	10-7		

+ - Overtime

2020 GAME-BY-GAME REGULAR-SEASON STATISTICS (BROWNS)

DATE	OPPONENT	P/S	TACKLES							INTERCEPTIONS				O. FUMB			ST			MISC		W/L	SCORE				
			TK	S	A	SK	YDS	TFL	YDS	QBH	NO	YDS	LG	TD	PD	FF	FR	TD	YDS	TK	S			A	FF	FR	S
09/13	at Ravens	S	3	3	0	0.0	0.0	1	2	0	0	0	0	0	1	0	0	0	0	0	0	0	0	0	0	L	6-38
09/17	Bengals	S	1	0	1	0.0	0.0	0	0	0	0	0	0	0	0	0	0	0	0	0	0	0	0	0	0	W	35-30
09/27	Football Team	S	4	2	2	0.0	0.0	1	0	0	0	0	0	0	0	0	0	0	0	0	0	0	0	0	0	W	34-20
10/04	at Cowboys	S	2	2	2	0.0	0.0	0	0	0	0	0	0	0	0	0	0	0	0	0	0	0	0	0	0	W	49-38
10/11	Colts	S	INACTIVE																							W	32-23
10/18	at Steelers	S	5	4	1	0.0	0.0	1	3	0	0	0	0	0	0	0	0	0	0	0	0	0	0	0	0	L	7-38
10/25	at Bengals	S	4	2	2	0.0	0.0	0	0	0	0	0	0	0	0	0	0	0	0	0	0	0	0	0	0	W	37-34
11/01	Raiders	S	4	2	2	0.0	0.0	0	0	0	0	0	0	0	0	0	0	0	0	0	0	0	0	0	0	L	6-16
11/15	Texans	S	2	1	1	0.5	2.5	0	0	1	0	0	0	0	0	0	0	0	0	0	0	0	0	0	0	W	10-7
11/22	Eagles	S	3	0	3	0.5	5.0	0	0	1	0	0	0	0	0	0	0	0	0	0	0	0	0	0	0	W	22-17
11/29	at Jaguars	S	3	2	1	0.0	0.0	0	0	0	0	0	0	0	0	0	0	0	0	0	0	0	0	0	0	W	27-25
12/06	at Titans	S	2	1	1	1.0	7.0	1	7	1	0	0	0	0	0	0	0	0	0	0	0	0	0	0	0	W	41-35
12/14	Ravens	S	4	2	2	0.0	0.0	0	0	0	0	0	0	0	0	0	0	0	0	0	0	0	0	0	0	L	42-47
12/20	at Giants	S	3	1	2	0.5	3.5	1	3	2	0	0	0	0	0	0	0	0	0	0	0	0	0	0	0	W	20-6
12/27	at Jets	S	4	2	2	0.0	0.0	0	0	0	0	0	0	0	0	0	0	0	0	0	0	0	0	0	0	L	16-23
10/03	Steelers	S	2	1	1	0.0	0.0	0	0	1	0	0	0	0	0	0	0	0	0	0	0	0	0	0	0	W	24-22
2020 TOTALS		15-15	46	23	23	2.5	18.0	5	15	6	0	0	0	0	1	0	0	0	0	0	0	0	0	0	0	11-5	

2019 GAME-BY-GAME REGULAR-SEASON STATISTICS (BROWNS)

DATE	OPPONENT	P/S	TACKLES							INTERCEPTIONS				O. FUMB			ST			MISC		W/L	SCORE				
			TK	S	A	SK	YDS	TFL	YDS	QBH	NO	YDS	LG	TD	PD	FF	FR	TD	YDS	TK	S			A	FF	FR	S
09/08	Titans	S	4	3	1	1.0	10.0	1	10	1	0	0	0	0	0	0	0	0	0	0	0	0	0	0	0	L	13-43
09/16	at Jets	S	4	2	2	0.0	0.0	0	0	1	0	0	0	0	0	0	0	0	0	0	0	0	0	0	0	W	23-3
09/22	Rams	S	3	2	1	1.0	9.0	1	9	1	0	0	0	0	0	0	0	0	0	0	0	0	0	0	0	L	13-20
09/29	at Ravens	S	4	4	0	1.0	0.0	1	2	1	0	0	0	0	0	0	0	0	0	0	0	0	0	0	0	W	40-25
10/07	at 49ers	S	3	3	0	0.0	0.0	2	8	1	0	0	0	0	0	0	0	0	0	0	0	0	0	0	0	L	3-31
10/13	Seahawks	S	1	1	0	0.0	0.0	0	0	1	0	0	0	0	0	0	0	0	0	0	0	0	0	0	0	L	28-32
10/27	at Patriots	S	3	3	0	0.0	0.0	0	0	0	0	0	0	0	0	0	0	0	0	0	0	0	0	0	0	L	13-27
11/03	at Broncos	S	3	3	0	1.0	7.0	1	7	1	0	0	0	1	0	0	0	0	0	0	0	0	0	0	0	L	19-24
11/10	Bills	S	2	1	1	0.0	0.0	0	0	1	0	0	0	0	0	0	0	0	0	0	0	0	0	0	0	W	19-16
11/14	Steelers	S	1	1	0	1.0	10.0	1	10	2	0	0	0	0	0	0	0	0	0	0	0	0	0	0	0	W	21-7
11/24	Dolphins	S	DID NOT PLAY																							W	41-24
12/01	at Steelers	S	3	1	2	0.0	0.0	0	0	0	0	0	0	0	0	0	0	0	0	0	0	0	0	0	0	L	13-20
12/08	Bengals	S	9	4	5	0.5	4.0	0	0	3	0	0	0	0	0	0	0	0	0	0	0	0	0	0	0	W	27-19
12/15	at Cardinals	S	4	2	2	0.0	0.0	1	3	0	0	0	0	0	0	0	0	0	0	0	0	0	0	0	0	L	24-38
12/22	Ravens	S	0	0	0	0.0	0.0	0	0	0	0	0	0	0	0	0	0	0	0	0	0	0	0	0	0	L	15-31
12/29	at Bengals	S	6	5	1	0.0	0.0	2	6	0	0	0	0	0	0	0	0	0	0	0	0	0	0	0	0	L	23-33
2019 TOTALS		15-15	50	35	15	5.5	40.0	10	55	13	0	0	0	0	1	0	0	0	0	0	0	0	0	0	0	6-10	

2018 GAME-BY-GAME REGULAR-SEASON STATISTICS (BROWNS)

DATE	OPPONENT	P/S	TACKLES							INTERCEPTIONS				O. FUMB			ST			MISC		W/L	SCORE				
			TK	S	A	SK	YDS	TFL	YDS	QBH	NO	YDS	LG	TD	PD	FF	FR	TD	YDS	TK	S			A	FF	FR	S
09/09	Steelers	S	7	3	4	1.0	10.0	1	10	1	0	0	0	0	0	0	0	0	0	0	0	0	0	0	0	T	21-21
09/16	at Saints	S	3	3	0	2.0	21.0	2	21	2	0	0	0	0	0	0	0	0	0	0	0	0	0	0	0	L	18-21
09/20	Jets	S	8	4	4	0.0	0.0	2	5	0	0	0	0	0	0	0	0	0	0	0	0	0	0	0	0	W	21-17
09/30	at Raiders	S	3	3	0	0.0	0.0	1	0	2	0	0	0	0	0	0	0	0	0	0	0	0	0	0	0	L	42-45+
10/07	Ravens	S	0	0	0	0.0	0.0	0	0	0	0	0	0	0	0	0	0	0	0	0	0	0	0	0	0	W	12-9+
10/14	Chargers	S	4	3	1	0.5	6.0	0	0	1	0	0	0	0	0	0	0	0	0	0	0	0	0	0	0	L	14-38
10/21	at Buccaneers	S	2	1	1	0.5	3.5	0	0	1	0	0	0	0	0	0	0	0	0	0	0	0	0	0	0	L	23-26+
10/28	at Steelers	S	2	2	0	0.0	0.0	0	0	0	0	0	0	0	0	0	0	0	0	0	0	0	0	0	0	L	18-33
11/04	Chiefs	S	2	2	0	0.0	0.0	1	1	1	0	0	0	0	0	0	0	0	0	0	0	0	0	0	0	L	21-37
11/11	Falcons	S	4	2	2	0.5	3.0	0	0	2	0	0	0	0	0	0	0	0	0	0	0	0	0	0	0	W	28-16
11/25	at Bengals	S	3	2	1	0.0	0.0	1	4	0	0	0	0	0	0	0	0	0	0	0	0	0	0	0	0	W	35-20
12/02	at Texans	S	0	0	0	0.0	0.0	0	0	0	0	0	0	0	0	0	0	0	0	0	0	0	0	0	0	L	13-29
12/09	Panthers	S	4	0	4	0.0	0.0	0	0	0	0	0	0	0	0	0	0	0	0	0	0	0	0	0	0	W	26-20
12/15	at Broncos	S	3	3	0	0.0	0.0	0	0	1	0	0	0	0	0	0	0	0	0	0	0	0	0	0	0	W	17-16
12/23	Bengals	S	4	4	0	1.0	8.0	2	12	1	0	0	0	0	0	0	0	0	0	0	0	0	0	0	0	W	26-18
12/30	at Ravens	S	3	1	2	0.0	0.0	0	0	0	0	0	0	0	1	0	0	0	0	0	0	0	0	0	0	L	24-26
2018 TOTALS		16-16	52	33	19	5.5	51.5	10	53	15	0	0	0	0	1	0	0	0	0	0	0	0	0	0	0	7-8-1	

+/- Overtime

2017 GAME-BY-GAME REGULAR-SEASON STATISTICS (BROWNS)

DATE	OPPONENT	P/S	TACKLES							INTERCEPTIONS				O. FUMB			ST			MISC		W/L	SCORE
			TK	S	A	SK	YDS	TFL	YDS	QBH	NO	YDS	LG	TD	PD	FF	FR	TD	YDS	TK	S		
09/10																							

2023 GAME-BY-GAME POSTSEASON STATISTICS (STEELERS)

DATE	OPPONENT	P/S	TACKLES							INTERCEPTIONS					O. FUMB			ST				MISC		SCORE				
			TK	S	A	SK	YDS	TFL	YDS	QBH	NO	YDS	LG	TD	PD	FF	FR	TD	YDS	TK	S	A	FF		FR	S	A	W/L
01/15	at Bills	S	5	2	3	0.0	0.0	1	2	0	0	0	0	0	0	0	0	0	0	0	0	0	0	0	0	0	L	17-31
2023 TOTALS		1-1	5	2	3	0.0	0.0	1	2	0	0	0	0	0	0	0	0	0	0	0	0	0	0	0	0	0-1		



76

HEIGHT: 6-6
WEIGHT: 320
BORN: August 8, 1997
COLLEGE: Western Michigan

BIRTHPLACE: Southfield, MI
HOW ACQUIRED: D3b '18
NFL EXPERIENCE: 6th year

OFFENSIVE LINEMAN

CHUKWUMA OKORAFOR

(Trade: 10/31 from the Browns for)

CHUKWUMA OKORAFOR'S NFL REGULAR SEASON STATISTICS

DATE	TEAM	GP	GS
2018	Steelers	13	3
2019	Steelers	1	1
2020	Steelers	16	15
2021	Steelers	16	16
2022	Steelers	17	17
2023	Steelers	14	7
NFL TOTALS		77	59

CHUKWUMA OKORAFOR'S NFL POSTSEASON STATISTICS


DATE	TEAM	GP	GS
2020	Steelers	1	1
2021	Steelers	1	1
2023	Steelers	0	0
NFL TOTALS		2	2

2023 GAME-BY-GAME REGULAR-SEASON STATISTICS (STEELERS)

DATE	OPPONENT	P/S	W/L	SCORE
09/10	49ers	S	L	7-30
09/18	Browns	S	W	26-22
09/24	at Raiders	S	W	23-18
10/01	at Texans	S	L	6-30
10/08	Ravens	S	W	17-10
10/22	at Rams	S	W	24-17
10/29	Jaguars	S	L	10-20
11/02	Titans	P	W	20-16
11/12	Packers	P	W	23-19
11/19	at Browns		L	10-13
11/26	at Bengals		W	16-10
12/03	Cardinals	P	L	10-24
12/07	Patriots	P	L	18-21
12/16	at Colts	P	L	13-30
12/23	Bengals	P	W	34-11
12/31	at Seahawks		W	30-23
01/06	at Ravens	P	W	17-10
2023 TOTALS		14-7	10-7	

2023 GAME-BY-GAME POSTSEASON STATISTICS (STEELERS)

DATE	OPPONENT	P/S	W/L	SCORE
01/15	at Bills		L	17-31
2023 TOTALS		0-0	0-1	



20

CORNERBACK

PATRICK PETERSON

HEIGHT: 6-1

WEIGHT: 203

BORN: July 11, 1990

COLLEGE: LSU

BIRTHPLACE: Pompano Beach, FL

HOW ACQUIRED: FA '23

NFL EXPERIENCE: 13th year

AP AP AP
OFF TEAM OF THE YEAR

'11 '13 '15 '11 '12 '13 '14 '15 '16 '17 '18

COMMUNITY

- ✦ Established the Patrick Peterson Foundation for Success in 2013, which aims to provide low-income and inner-city youth with opportunities and resources to reach their full potential
- ✦ Two-time Walter Payton Man of the Year with the Arizona Cardinals (2015, 2017)
- ✦ Nominated for the 2017 Art Rooney Sportsmanship Award
- ✦ Arizona's recipient of the 2016 Ed Block Courage Award
- ✦ Launched the foundation's signature program, "Patrick's Corner," a literacy program that has placed 14 libraries in schools and inner-city community centers
- ✦ Donated \$1 million to LSU's weight room that is now named after him
- ✦ Launched the "Pick Up a Book" initiative within the Phoenix community, designed to bring families, schools and communities together to support children's literacy development
- ✦ In 2020, kicked off his "P2 Tuesdays" to help fight hunger and homelessness in the Phoenix community through a year-long meal distribution program set out to feed more than 400 people in the Greater-Phoenix area
- ✦ Expanded upon the foundation's signature program through a community partnership with Arizona non-profit Furnishing Dignity, implementing mini Patrick's Corners into the homes of families who need furnishings and other essential household items
- ✦ Visited Haiti in 2017 with his wife, Antonique, as guests of Mission of Hope to visit schools, help children read and write and play soccer and kickball
- ✦ Hosts an annual "Shop with a Jock" event at Walmart for 50 low-income and at-risk inner-city families
- ✦ Hosts an annual Celebrity Golf Tournament to raise funds for his foundation
- ✦ Joined forces with Tyrann Mathieu to purchase school supplies and clothing for 700 children, including 100 kids from the Boys & Girls Club of Baton Rouge, after floods ravaged Louisiana in 2016
- ✦ Helped raise more than \$40,000 for the Baton Rouge Area Foundation
- ✦ Hosts an annual "Thanksgiving Giveaway" where he partners with the United Food Bank of Arizona to provide Thanksgiving meals to 221 Arizona families in need

PATRICK PETERSON'S NFL REGULAR SEASON DEFENSIVE STATISTICS

DATE	TEAM	GP	GS	TACKLES							QBH	INTERCEPTIONS				O. FUMB.			ST			MISC.							
				TK	S	A	TFL	YDS	SK	YDS		NO	YDS	LG	TD	PD	FF	FR	TD	YDS	TK	S	A	FF	FR	S	A		
2011	Cardinals	16	16	64	59	5	1	0	1.0	4.0	1	2	1	1	0	13	0	1	0	0	0	0	0	0	1	0	0		
2012	Cardinals	16	16	55	52	3	2	0	0.0	0.0	0	7	64	31	0	16	0	1	0	60	0	0	0	0	0	4	0	0	
2013	Cardinals	16	16	42	40	2	0	0	0.0	0.0	0	3	59	43	0	13	0	0	0	0	0	0	0	0	0	2	0	0	
2014	Cardinals	16	16	50	43	7	0	0	1.0	0.0	1	3	30	30†	1	7	0	0	0	0	0	0	0	0	0	0	0	0	
2015	Cardinals	16	16	33	33	0	1	1	0.0	0.0	0	2	41	40	0	8	1	0	0	0	2	2	0	0	0	0	0	0	
2016	Cardinals	16	16	50	44	6	1	1	0.0	0.0	0	3	27	25	0	6	0	0	0	0	1	1	0	0	1	0	0	0	
2017	Cardinals	16	16	34	30	4	0	0	0.0	0.0	0	1	22	22	0	8	0	1	0	47	0	0	0	0	0	0	0	0	
2018	Cardinals	16	16	54	45	9	2	4	1.0	0.0	1	2	0	0	0	5	0	1	0	49	0	0	0	0	0	0	0	0	
2019	Cardinals	10	10	53	46	7	3	29	1.0	13.0	1	2	0	0	0	7	1	0	0	0	0	0	0	0	0	0	0	0	
2020	Cardinals	16	16	61	52	9	0	0	0.0	0.0	0	3	7	7	0	8	0	0	0	0	0	0	0	0	0	0	0	0	
2021	Vikings	13	13	45	34	11	2	3	0.0	0.0	0	1	66	66†	1	5	0	0	0	0	0	0	0	0	0	0	0	0	0
2022	Vikings	17	17	66	56	10	3	6	0.0	0.0	0	5	92	39	0	15	0	0	0	0	0	0	0	0	0	0	0	0	0
2023	Steelers	17	16	42	34	8	0	0	0.0	0.0	0	2	0	0	0	11	0	0	0	0	0	0	0	0	0	0	0	0	0
NFL TOTALS		201	200	649	568	81	15	44	4.0	17.0	4	36	409	66†	2	122	2	4	0	156	3	3	0	0	8	0	0	0	0

PATRICK PETERSON'S NFL POSTSEASON DEFENSIVE STATISTICS

DATE	TEAM	GP	GS	TACKLES							QBH	INTERCEPTIONS				O. FUMB.			ST			MISC.									
				TK	S	A	TFL	YDS	SK	YDS		NO	YDS	LG	TD	PD	FF	FR	TD	YDS	TK	S	A	FF	FR	S	A				
2014	Cardinals	1	1	4	4	0	0	0	0.0	0.0	0	0	0	0	0	0	0	0	0	0	0	0	0	0	0	0	0	0	0	0	
2015	Cardinals	2	2	5	4	1	0	0	0.0	0.0	0	1	72	72	0	1	0	0	0	0	0	0	0	0	0	0	0	0	0	0	0
2022	Vikings	1	1	5	5	0	0	0	0.0	0.0	0	0	0	0	0	0	0	0	0	0	0	0	0	0	0	0	0	0	0	0	0
2023	Steelers	1	1	4	4	0	0	0	0.0	0.0	0	0	0	0	0	0	0	0	0	0	0	0	0	0	0	0	0	0	0	0	0
NFL TOTALS		5	5	18	17	1	0	0	0.0	0.0	0	1	72	72	0	1	0	0	0	0	0	0	0	0	0	0	0	0	0	0	0

SINGLE-GAME HIGHS: DEFENSIVE

Total Tackles	8 at Dallas Cowboys, Oct 19, 2020 8 vs. Los Angeles Rams, Dec 01, 2019 ...3 more at 8.	Tackles For Loss	2 vs. Dallas Cowboys, Nov 20, 2022 1 at Philadelphia Eagles, Sep 19, 2022 ...11 more at 1.
Solo Tackles	8 vs. Kansas City Chiefs, Dec 07, 2014 7 at Dallas Cowboys, Oct 19, 2020 ...6 more at 7.	Interceptions	2 at Buffalo Bills, Nov 13, 2022 2 vs. St. Louis Rams, Nov 09, 2014 ...1 more at 2.
Sacks	1.0 at New York Giants, Oct 20, 2019 1.0 vs. Washington Redskins, Sep 09, 2018 ...2 more at 1.0.	Interception Return Yards	66 vs. Chicago Bears, Jan 09, 2022 46 at Buffalo Bills, Nov 13, 2022
Passes Defensed	3 vs. Arizona Cardinals, Oct 30, 2022 3 at Miami Dolphins, Oct 16, 2022 ...6 more at 3.	Special Teams Tackles	1 at Los Angeles Rams, Jan 01, 2017 1 vs. Green Bay Packers, Dec 27, 2015 ...1 more at 1.
Forced Fumbles	1 at New York Giants, Oct 20, 2019 1 at St. Louis Rams, Dec 06, 2015	Special Teams Fumble Recoveries	3 vs. Miami Dolphins, Sep 30, 2012 1 at Los Angeles Rams, Jan 01, 2017 ...4 more at 1.
Fumble Recoveries	1 at San Francisco 49ers, Oct 07, 2018 1 at San Francisco 49ers, Nov 05, 2017 ...48 more at 1.	Longest Opp Fumble Return	60 vs. Miami Dolphins, Sep 30, 2012 49 at San Francisco 49ers, Oct 07, 2018

SINGLE-GAME HIGHS - POSTSEASON: DEFENSIVE

Total Tackles	5 vs. New York Giants, Jan 15, 2023 5 at Carolina Panthers, Jan 24, 2016 4 at Buffalo Bills, Jan 15, 2024 4 at Carolina Panthers, Jan 03, 2015	Interceptions	1 at Carolina Panthers, Jan 24, 2016
Solo Tackles	5 vs. New York Giants, Jan 15, 2023 4 at Buffalo Bills, Jan 15, 2024 4 at Carolina Panthers, Jan 24, 2016 4 at Carolina Panthers, Jan 03, 2015	Interception Return Yards	72 at Carolina Panthers, Jan 24, 2016
Passes Defensed	1 at Carolina Panthers, Jan 24, 2016		

2023 GAME-BY-GAME REGULAR-SEASON STATISTICS (STEELERS)

DATE	OPPONENT	P/S	TACKLES							INTERCEPTIONS				O. FUMB			ST			MISC		W/L	SCORE				
			TK	S	A	SK	YDS	TFL	YDS	QBH	NO	YDS	LG	TD	PD	FF	FR	TD	YDS	TK	S			A	FF	FR	S
09/10	49ers	S	2	0	2	0.0	0.0	0	0	0	0	0	0	0	2	0	0	0	0	0	0	0	0	0	0	L	7-30
09/18	Browns	S	2	2	0	0.0	0.0	0	0	0	0	0	0	1	0	0	0	0	0	0	0	0	0	0	0	W	26-22
09/24	at Raiders	S	5	4	1	0.0	0.0	0	0	0	1	0	0	0	1	0	0	0	0	0	0	0	0	0	0	W	23-18
10/01	at Texans	S	5	3	2	0.0	0.0	0	0	0	0	0	0	1	0	0	0	0	0	0	0	0	0	0	0	L	6-30
10/08	Ravens	S	1	1	0	0.0	0.0	0	0	0	0	0	0	1	0	0	0	0	0	0	0	0	0	0	0	W	17-10
10/22	at Rams	S	3	3	0	0.0	0.0	0	0	0	0	0	0	0	0	0	0	0	0	0	0	0	0	0	0	W	24-17
10/29	Jaguars	S	2	2	0	0.0	0.0	0	0	0	0	0	0	0	0	0	0	0	0	0	0	0	0	0	0	L	10-20
11/02	Titans	S	3	3	0	0.0	0.0	0	0	0	0	0	0	1	0	0	0	0	0	0	0	0	0	0	0	W	20-16
11/12	Packers	S	2	2	0	0.0	0.0	0	0	0	0	0	0	1	0	0	0	0	0	0	0	0	0	0	0	W	23-19
11/19	at Browns	S	3	3	0	0.0	0.0	0	0	0	0	0	0	1	0	0	0	0	0	0	0	0	0	0	0	L	10-13
11/26	at Bengals	P	2	1	1	0.0	0.0	0	0	0	0	0	0	1	0	0	0	0	0	0	0	0	0	0	0	W	16-10
12/03	Cardinals	S	0	0	0	0.0	0.0	0	0	0	0	0	0	0	0	0	0	0	0	0	0	0	0	0	0	L	10-24
12/07	Patriots	S	3	3	0	0.0	0.0	0	0	0	0	0	0	0	0	0	0	0	0	0	0	0	0	0	0	L	18-21
12/16	at Colts	S	3	2	1	0.0	0.0	0	0	0	0	0	0	0	0	0	0	0	0	0	0	0	0	0	0	L	13-30
12/23	Bengals	S	2	1	1	0.0	0.0	0	0	0	1	0	0	0	1	0	0	0	0	0	0	0	0	0	0	W	34-11
12/31	at Seahawks	S	3	3	0	0.0	0.0	0	0	0	0	0	0	0	0	0	0	0	0	0	0	0	0	0	0	W	30-23
01/06	at Ravens	S	1	1	0	0.0	0.0	0	0	0	0	0	0	0	0	0	0	0	0	0	0	0	0	0	0	W	17-10
2023 TOTALS		17-16	42	34	8	0.0	0.0	0	0	0	0	2	0	0	0	11	0	0	0	0	0	0	0	0	0	10-7	

2022 GAME-BY-GAME REGULAR-SEASON STATISTICS (VIKINGS)

DATE	OPPONENT	P/S	TACKLES							INTERCEPTIONS				O. FUMB			ST			MISC		W/L	SCORE				
			TK	S	A	SK	YDS	TFL	YDS	QBH	NO	YDS	LG	TD	PD	FF	FR	TD	YDS	TK	S			A	FF	FR	S
09/11	Packers	S	6	4	2	0.0	0.0	0	0	0	0	0	0	0	0	0	0	0	0	0	0	0	0	0	0	W	23-7
09/19	at Eagles	S	3	3	0	0.0	0.0	0	1	1	0	0	0	0	0	0	0	0	0	0	0	0	0	0	0	L	7-24
09/25	Lions	S	5	5	0	0.0	0.0	0	0	0	0	0	0	2	0	0	0	0	0	0	0	0	0	0	0	W	28-24
10/02	at Saints	S	3	2	1	0.0	0.0	0	0	0	0	0	0	0	2	0	0	0	0	0	0	0	0	0	0	W	28-25
10/09	Bears	S	4	4	0	0.0	0.0	0	0	0	0	0	0	0	0	0	0	0	0	0	0	0	0	0	0	W	29-22
10/16	at Dolphins	S	4	3	1	0.0	0.0	0	0	0	1	6	6	0	3	0	0	0	0	0	0	0	0	0	0	W	24-16
10/30	Cardinals	S	4	4	0	0.0	0.0	0	0	0	0	0	0	0	3	0	0	0	0	0	0	0	0	0	0	W	34-26
11/06	at Commanders	S	1	1	0	0.0	0.0	0	0	0	0	0	0	0	0	0	0	0	0	0	0	0	0	0	0	W	20-17
11/13	at Bills	S	4	3	1	0.0	0.0	0	0	0	2	46	39	0	2	0	0	0	0	0	0	0	0	0	0	W	33-30+
11/20	Cowboys	S	5	5	0	0.0	0.0	2	5	0	0	0	0	0	0	0	0	0	0	0	0	0	0	0	0	L	3-40
11/24	Patriots	S	3	2	1	0.0	0.0	0	0	0	0	0	0	0	0	0	0	0	0	0	0	0	0	0	0	W	33-26
12/04	Jets	S	3	2	1	0.0	0.0	0	0	0	0	1	1	0	0	0	0	0	0	0	0	0	0	0	0	W	27-22
12/11	at Lions	S	5	5	0	0.0	0.0	0	0	0	0	0	0	0	0	0	0	0	0	0	0	0	0	0	0	L	23-34
12/17	Colts	S	4	3	1	0.0	0.0	0	0	0	0	0	0	0	1	0	0	0	0	0	0	0	0	0	0	W	39-36+
12/24	Giants	S	4	4	0	0.0	0.0	0	0	0	1	11	11	0	1	0	0	0	0	0	0	0	0	0	0	W	27-24
01/01	at Packers	S	6	4	2	0.0	0.0	0	0	0	0	0	0	0	0	0	0	0	0	0	0	0	0	0	0	L	17-41
01/08	at Bears	S	2	2	0	0.0	0.0	0	0	0	1	28	28	0	1	0	0	0	0	0	0	0	0	0	0	W	29-13
2022 TOTALS		17-17	66	56	10	0.0	0.0	3	6	0	5	92	39	0	15	0	0	0	0	0	0	0	0	0	0	13-4	

+ - Overtime

2021 GAME-BY-GAME REGULAR-SEASON STATISTICS (VIKINGS)

DATE	OPPONENT	P/S	TACKLES							INTERCEPTIONS					O. FUMB			ST				MISC		W/L	SCORE		
			TK	S	A	SK	YDS	TFL	YDS	QBH	NO	YDS	LG	TD	PD	FF	FR	TD	YDS	TK	S	A	FF			FR	S
09/12	at Bengals	S	1	1	0	0.0	0.0	0	0	0	0	0	0	0	0	0	0	0	0	0	0	0	0	0	0	L	24-27+
09/19	at Cardinals	S	2	1	1	0.0	0.0	0	0	0	0	0	0	0	0	0	0	0	0	0	0	0	0	0	0	L	33-34
09/26	Seahawks	S	2	1	1	0.0	0.0	0	0	0	0	0	0	0	0	0	0	0	0	0	0	0	0	0	0	W	30-17
10/03	Browns	S	2	2	0	0.0	0.0	0	0	0	0	0	0	0	0	0	0	0	0	0	0	0	0	0	0	L	7-14
10/10	Lions	S	3	1	2	0.0	0.0	0	0	0	0	0	0	0	2	0	0	0	0	0	0	0	0	0	0	W	19-17
10/17	at Panthers	S	3	2	1	0.0	0.0	1	0	0	0	0	0	0	0	0	0	0	0	0	0	0	0	0	0	W	34-28+
10/31	Cowboys																								L	16-20	
11/07	at Ravens																								L	31-34+	
11/14	at Chargers																								W	27-20	
11/21	Packers																								W	34-31	
11/28	at 49ers																								L	26-34	
12/05	at Lions																								L	27-29	
12/09	Steelers	S	5	3	2	0.0	0.0	0	0	0	0	0	0	0	0	0	0	0	0	0	0	0	0	0	0	W	36-28
12/20	at Bears	S	6	5	1	0.0	0.0	0	0	0	0	0	0	0	1	0	0	0	0	0	0	0	0	0	0	W	17-9
12/26	Rams	S	2	1	1	0.0	0.0	0	0	0	0	0	0	1	0	0	0	0	0	0	0	0	0	0	0	L	23-30
01/02	at Packers	S	4	3	1	0.0	0.0	0	0	0	0	0	0	0	0	0	0	0	0	0	0	0	0	0	0	L	10-37
01/09	Bears	S	7	6	1	0.0	0.0	0	0	0	1	66	66	1	1	0	0	0	0	0	0	0	0	0	0	W	31-17
2021 TOTALS		11-11	37	26	11	0.0	0.0	1	0	0	1	66	66	1	5	0	0	0	0	0	0	0	0	0	0	8-9	

+ - Overtime

2020 GAME-BY-GAME REGULAR-SEASON STATISTICS (CARDINALS)

DATE	OPPONENT	P/S	TACKLES							INTERCEPTIONS					O. FUMB			ST				MISC		W/L	SCORE		
			TK	S	A	SK	YDS	TFL	YDS	QBH	NO	YDS	LG	TD	PD	FF	FR	TD	YDS	TK	S	A	FF			FR	S
09/13	at 49ers	S	0	0	0	0.0	0.0	0	0	0	0	0	0	0	1	0	0	0	0	0	0	0	0	0	0	W	24-20
09/20	Football Team	S	1	1	0	0.0	0.0	0	0	0	0	0	0	0	0	0	0	0	0	0	0	0	0	0	0	W	30-15
09/27	Lions	S	1	1	0	0.0	0.0	0	0	0	0	0	0	0	0	0	0	0	0	0	0	0	0	0	0	L	23-26
10/04	at Panthers	S	5	5	0	0.0	0.0	0	0	0	1	0	0	0	1	0	0	0	0	0	0	0	0	0	0	L	21-31
10/11	at Jets	S	3	3	0	0.0	0.0	0	0	0	0	0	0	0	0	0	0	0	0	0	0	0	0	0	0	W	30-10
10/19	at Cowboys	S	8	7	1	0.0	0.0	0	0	0	0	0	0	0	0	0	0	0	0	0	0	0	0	0	0	W	38-10
10/25	Seahawks	S	4	3	1	0.0	0.0	0	0	0	1	0	0	0	2	0	0	0	0	0	0	0	0	0	0	W	37-34+
11/08	Dolphins	S	6	6	0	0.0	0.0	0	0	0	0	0	0	0	0	0	0	0	0	0	0	0	0	0	0	L	31-34
11/15	Bills	S	2	2	0	0.0	0.0	0	0	0	1	7	7	0	2	0	0	0	0	0	0	0	0	0	0	W	32-30
11/19	at Seahawks	S	5	3	2	0.0	0.0	0	0	0	0	0	0	0	0	0	0	0	0	0	0	0	0	0	0	L	21-28
11/29	at Patriots	S	5	4	1	0.0	0.0	0	0	0	0	0	0	0	0	0	0	0	0	0	0	0	0	0	0	L	17-20
12/06	Rams	S	5	4	1	0.0	0.0	0	0	0	0	0	0	0	0	0	0	0	0	0	0	0	0	0	0	L	28-38
12/13	at Giants	S	3	2	1	0.0	0.0	0	0	0	0	0	0	0	1	0	0	0	0	0	0	0	0	0	0	W	26-7
12/20	Eagles	S	6	6	0	0.0	0.0	0	0	0	0	0	0	0	1	0	0	0	0	0	0	0	0	0	0	W	33-26
12/26	49ers	S	3	2	1	0.0	0.0	0	0	0	0	0	0	0	0	0	0	0	0	0	0	0	0	0	0	L	12-20
01/03	at Rams	S	4	3	1	0.0	0.0	0	0	0	0	0	0	0	0	0	0	0	0	0	0	0	0	0	0	L	7-18
2020 TOTALS		16-16	61	52	9	0.0	0.0	0	0	0	3	7	7	0	8	0	0	0	0	0	0	0	0	0	0	8-8	

+ - Overtime

2019 GAME-BY-GAME REGULAR-SEASON STATISTICS (CARDINALS)

DATE	OPPONENT	P/S	TACKLES							INTERCEPTIONS					O. FUMB			ST				MISC		W/L	SCORE		
			TK	S	A	SK	YDS	TFL	YDS	QBH	NO	YDS	LG	TD	PD	FF	FR	TD	YDS	TK	S	A	FF			FR	S
09/08	Lions																									T	27-27+
09/15	at Ravens																									L	17-23
09/22	Panthers																									L	20-38
09/29	Seahawks																									L	10-27
10/06	at Bengals																									W	26-23
10/13	Falcons																									W	34-33
10/20	at Giants	S	7	7	0	1.0	13.0	0	0	1	0	0	0	0	0	1	0	0	0	0	0	0	0	0	0	W	27-21
10/27	at Saints	S	6	5	1	0.0	0.0	0	0	0	1	0	0	0	1	0	0	0	0	0	0	0	0	0	0	L	9-31
10/31	49ers	S	3	2	1	0.0	0.0	0	0	0	0	0	0	0	0	0	0	0	0	0	0	0	0	0	0	L	25-28
11/10	at Buccaneers	S	3	3	0	0.0	0.0	0	0	0	0	0	0	0	0	0	0	0	0	0	0	0	0	0	0	L	27-30
11/17	at 49ers	S	4	4	0	0.0	0.0	0	0	0	0	0	0	0	1	0	0	0	0	0	0	0	0	0	0	L	26-36
12/01	Rams	S	8	5	3	0.0	0.0	1	10	0	0	0	0	0	0	0	0	0	0	0	0	0	0	0	0	L	7-34
12/08	Steelers	S	5	4	1	0.0	0.0	0	0	0	0	0	0	0	0	0	0	0	0	0	0	0	0	0	0	L	17-23
12/15	Browns	S	7	7	0	0.0	0.0	0	0	0	1	0	0	0	3	0	0	0	0	0	0	0	0	0	0	W	38-24
12/22	at Seahawks	S	3	3	0	0.0	0.0	1	18	0	0	0	0	0	0	0	0	0	0	0	0	0	0	0	0	W	27-13
12/29	at Rams	S	7	6	1	0.0	0.0	1	1	0	0	0	0	0	2	0	0	0	0	0	0	0	0	0	0	L	24-31
2019 TOTALS		10-10	53	46	7	1.0	13.0	3	29	1	2	0	0	0	7	1	0	0	0	0	0	0	0	0	0	5-10-1	

+ - Overtime

2018 GAME-BY-GAME REGULAR-SEASON STATISTICS (CARDINALS)

DATE	OPPONENT	P/S	TACKLES							INTERCEPTIONS				O. FUMB			ST			MISC		W/L	SCORE				
			TK	S	A	SK	YDS	TFL	YDS	QBH	NO	YDS	LG	TD	PD	FF	FR	TD	YDS	TK	S			A	FF	FR	S
09/09	Redskins	S	1	1	0	1.0	0.0	0	0	1	0	0	0	0	0	0	0	0	0	0	0	0	0	0	0	L	6-24
09/16	at Rams	S	8	6	2	0.0	0.0	1	4	0	1	0	0	0	1	0	0	0	0	0	0	0	0	0	0	L	0-34
09/23	Bears	S	3	3	0	0.0	0.0	0	0	0	0	0	0	0	1	0	0	0	0	0	0	0	0	0	0	L	14-16
09/30	Seahawks	S	5	5	0	0.0	0.0	0	0	0	0	0	0	0	0	0	0	0	0	0	0	0	0	0	0	L	17-20
10/07	at 49ers	S	7	5	2	0.0	0.0	1	0	0	0	0	0	0	0	1	0	0	0	0	0	0	0	0	0	W	28-18
10/14	at Vikings	S	5	3	2	0.0	0.0	0	0	0	0	0	0	0	0	0	0	0	0	0	0	0	0	0	0	L	17-27
10/18	Broncos	S	6	6	0	0.0	0.0	0	0	0	1	0	0	0	0	1	0	0	0	0	0	0	0	0	0	L	10-45
10/28	49ers	S	0	0	0	0.0	0.0	0	0	0	0	0	0	0	1	0	0	0	0	0	0	0	0	0	0	W	18-15
11/11	at Chiefs	S	4	4	0	0.0	0.0	0	0	0	0	0	0	0	0	0	0	0	0	0	0	0	0	0	0	L	14-26
11/18	Raiders	S	2	2	0	0.0	0.0	0	0	0	0	0	0	0	1	0	0	0	0	0	0	0	0	0	0	L	21-23
11/25	at Chargers	S	3	1	2	0.0	0.0	0	0	0	0	0	0	0	0	0	0	0	0	0	0	0	0	0	0	L	10-45
12/02	at Packers	S	1	1	0	0.0	0.0	0	0	0	0	0	0	0	0	0	0	0	0	0	0	0	0	0	0	W	20-17
12/09	Lions	S	2	2	0	0.0	0.0	0	0	0	0	0	0	0	0	0	0	0	0	0	0	0	0	0	0	L	3-17
12/16	at Falcons	S	3	3	0	0.0	0.0	0	0	0	0	0	0	0	0	0	0	0	0	0	0	0	0	0	0	L	14-40
12/23	Rams	S	3	3	0	0.0	0.0	0	0	0	0	0	0	0	0	0	0	0	0	0	0	0	0	0	0	L	9-31
12/30	at Seahawks	S	1	0	1	0.0	0.0	0	0	0	0	0	0	0	0	0	0	0	0	0	0	0	0	0	0	L	24-27
2018 TOTALS		16-16	54	45	9	1.0	0.0	2	4	1	2	0	0	0	5	0	1	0	49	0	0	0	0	0	0	3-13	

2017 GAME-BY-GAME REGULAR-SEASON STATISTICS (CARDINALS)

DATE	OPPONENT	P/S	TACKLES							INTERCEPTIONS				O. FUMB			ST			MISC		W/L	SCORE				
			TK	S	A	SK	YDS	TFL	YDS	QBH	NO	YDS	LG	TD	PD	FF	FR	TD	YDS	TK	S			A	FF	FR	S
09/10	at Lions	S	1	0	1	0.0	0.0	0	0	0	0	0	0	0	1	0	0	0	0	0	0	0	0	0	0	L	23-35
09/17	at Colts	S	3	3	0	0.0	0.0	0	0	0	0	0	0	0	0	0	0	0	0	0	0	0	0	0	0	W	16-13+
09/25	Cowboys	S	2	2	0	0.0	0.0	0	0	0	0	0	0	0	0	0	0	0	0	0	0	0	0	0	0	L	17-28
10/01	49ers	S	4	3	1	0.0	0.0	0	0	0	0	0	0	0	1	0	0	0	0	0	0	0	0	0	0	W	18-15+
10/08	at Eagles	S	1	1	0	0.0	0.0	0	0	0	0	0	0	0	0	0	0	0	0	0	0	0	0	0	0	L	7-34
10/15	Buccaneers	S	1	1	0	0.0	0.0	0	0	0	0	0	0	0	1	0	0	0	0	0	0	0	0	0	0	W	38-33
10/22	at Rams	S	1	1	0	0.0	0.0	0	0	0	0	0	0	0	0	0	0	0	0	0	0	0	0	0	0	L	0-33
11/05	at 49ers	S	0	0	0	0.0	0.0	0	0	0	0	0	0	0	1	1	1	47	0	0	0	0	0	0	0	W	20-10
11/09	Seahawks	S	1	1	0	0.0	0.0	0	0	0	0	0	0	0	0	0	0	0	0	0	0	0	0	0	0	L	16-22
11/19	at Texans	S	2	2	0	0.0	0.0	0	0	1	22	22	0	3	0	0	0	0	0	0	0	0	0	0	0	L	21-31
11/26	Jaguars	S	4	3	1	0.0	0.0	0	0	0	0	0	0	0	0	0	0	0	0	0	0	0	0	0	0	W	27-24
12/03	Rams	S	1	1	0	0.0	0.0	0	0	0	0	0	0	0	0	0	0	0	0	0	0	0	0	0	0	L	16-32
12/10	Titans	S	4	4	0	0.0	0.0	0	0	0	0	0	0	0	0	0	0	0	0	0	0	0	0	0	0	W	12-7
12/17	at Redskins	S	4	3	1	0.0	0.0	0	0	0	0	0	0	0	1	0	0	0	0	0	0	0	0	0	0	L	15-20
12/24	Giants	S	1	1	0	0.0	0.0	0	0	0	0	0	0	0	0	0	0	0	0	0	0	0	0	0	0	W	23-0
12/31	at Seahawks	S	4	4	0	0.0	0.0	0	0	0	0	0	0	0	0	0	0	0	0	0	0	0	0	0	0	W	26-24
2017 TOTALS		16-16	34	30	4	0.0	0.0	0	0	0	1	22	22	0	8	0	1	0	47	0	0	0	0	0	0	8-8	

+ - Overtime

2016 GAME-BY-GAME REGULAR-SEASON STATISTICS (CARDINALS)

DATE	OPPONENT	P/S	TACKLES							INTERCEPTIONS				O. FUMB			ST			MISC		W/L/T	SCORE					
			TK	S	A	SK	YDS	TFL	YDS	QBH	NO	YDS	LG	TD	PD	FF	FR	TD	YDS	TK	S			A	FF	FR	S	A
09/11	Patriots	S	4	4	0	0.0	0.0	0	0	0	0	0	0	0	1	0	0	0	0	0	0	0	0	0	0	L	21-23	
09/18	Buccaneers	S	4	4	0	0.0	0.0	0	0	0	1	25	25	0	1	0	0	0	0	0	0	0	0	0	0	0	W	40-7
09/25	at Bills	S	5	4	1	0.0	0.0	0	0	0	1	0	0	0	1	0	0	0	0	0	0	0	0	0	0	L	18-33	
10/02	Rams	S	1	1	0	0.0	0.0	0	0	0	0	0	0	0	1	0	0	0	0	0	0	0	0	0	0	L	13-17	
10/06	at 49ers	S	1	0	1	0.0	0.0	0	0	0	0	0	0	0	0	0	0	0	0	0	0	0	0	0	0	W	33-21	
10/17	Jets	S	1	1	0	0.0	0.0	0	0	0	0	0	0	0	0	0	0	0	0	0	0	0	0	0	0	W	28-3	
10/23	Seahawks	S	2	2	0	0.0	0.0	0	0	0	0	0	0	0	0	0	0	0	0	0	0	0	0	0	0	T	6-6+	
10/30	at Panthers	S	4	3	1	0.0	0.0	0	0	0	0	0	0	0	0	0	0	0	0	0	0	0	0	0	0	L	20-30	
11/13	49ers	S	4	4	0	0.0	0.0	0	0	0	0	0	0	0	0	0	0	0	0	0	0	0	0	0	0	W	23-20	
11/20	at Vikings	S	3	3	0	0.0	0.0	0	0	0	0	0	0	0	1	0	0	0	0	0	0	0	0	0	0	L	24-30	
11/27	at Falcons	S	5	4	1	0.0	0.0	1	1	0	0	0	0	0	0	0	0	0	0	0	0	0	0	0	0	L	19-38	
12/04	Redskins	S	3	2	1	0.0	0.0	0	0	1	2	2	0	1	0	0	0	0	0	0	0	0	0	0	0	W	31-23	
12/11	at Dolphins	S	1	1	0	0.0	0.0	0	0	0	0	0	0	1	0	0	0	0	0	0	0	0	0	0	0	L	23-26	
12/18	Saints	S	4	4	0	0.0	0.0	0	0	0	0	0	0	0	0	0	0	0	0	0	0	0	0	0	0	L	41-48	
12/24	at Seahawks	S	7	6	1	0.0	0.0	0	0	0	0	0	0	0	0	0	0	0	0	0	0	0	0	0	0	W	34-31	
01/01	at Rams	S	1	1	0	0.0	0.0	0	0	0	0	0	0	0	0	0	0	0	1	1	0	0	1	0	0	W	44-6	
2016 TOTALS		16-16	50	44	6	0.0	0.0	1	1	0	3	27	25	0	6	0	0	0	0	1	1	0	0	1	0	7-8-1		

+ - Overtime

2015 GAME-BY-GAME REGULAR-SEASON STATISTICS (CARDINALS)

DATE	OPPONENT	P/S	TACKLES							INTERCEPTIONS				O. FUMB			ST			MISC		W/L	SCORE				
			TK	S	A	SK	YDS	TFL	YDS	QBH	NO	YDS	LG	TD	PD	FF	FR	TD	YDS	TK	S			A	FF	FR	S
09/13	Saints	S	1	1	0	0.0	0.0	0	0	0	0	0	0	0	0	0	0	0	0	0	0	0	0	0	0	W	31-19
09/20	at Bears	S	3	3	0	0.0	0.0	0	0	0	1	1	1	0	1	0	0	0	0	0	0	0	0	0	0	W	48-23
09/27	49ers	S	0	0	0	0.0	0.0	0	0	0	0	0	0	0	0	0	0	0	0	0	0	0	0	0	0	W	47-7
10/04	Rams	S	2	2	0	0.0	0.0	1	1	0	0	0	0	0	1	0	0	0	0	0	0	0	0	0	0	L	22-24
10/11	at Lions	S	4	4	0	0.0	0.0	0	0	0	1	40	40	0	1	0	0	0	0	0	0	0	0	0	0	W	42-17
10/18	at Steelers	S	5	5	0	0.0	0.0	0	0	0	0	0	0	0	0	0	0	0	0	0	0	0	0	0	0	L	13-25
10/26	Ravens	S	1	1	0	0.0	0.0	0	0	0	0																

2014 GAME-BY-GAME REGULAR-SEASON STATISTICS (CARDINALS)

DATE	OPPONENT	P/S	TACKLES							INTERCEPTIONS				O. FUMB			ST			MISC		W/L	SCORE				
			TK	S	A	SK	YDS	TFL	YDS	QBH	NO	YDS	LG	TD	PD	FF	FR	TD	YDS	TK	S			A	FF	FR	S
09/08	Chargers	S	1	1	0	0.0	0.0	0	0	0	0	0	0	0	0	0	0	0	0	0	0	0	0	0	0	W	18-17
09/14	at Giants	S	4	4	0	0.0	0.0	0	0	0	0	0	0	0	0	0	0	0	0	0	0	0	0	0	0	W	25-14
09/21	49ers	S	2	2	0	0.0	0.0	0	0	0	0	0	0	1	0	0	0	0	0	0	0	0	0	0	0	W	23-14
10/05	at Broncos	S	3	2	1	0.0	0.0	0	0	0	0	0	0	0	0	0	0	0	0	0	0	0	0	0	0	L	20-41
10/12	Redskins	S	3	3	0	0.0	0.0	0	0	0	0	0	0	0	0	0	0	0	0	0	0	0	0	0	0	W	30-20
10/19	at Raiders	S	2	1	1	0.0	0.0	0	0	0	0	0	0	0	0	0	0	0	0	0	0	0	0	0	0	W	24-13
10/26	Eagles	S	5	3	2	0.0	0.0	0	0	0	0	0	0	0	0	0	0	0	0	0	0	0	0	0	0	W	24-20
11/02	at Cowboys	S	2	1	1	0.0	0.0	0	0	0	0	0	0	0	0	0	0	0	0	0	0	0	0	0	0	W	28-17
11/09	Rams	S	2	2	0	0.0	0.0	0	0	0	2	30	30	1	2	0	0	0	0	0	0	0	0	0	0	W	31-14
11/16	Lions	S	2	1	1	0.0	0.0	0	0	0	0	0	0	1	0	0	0	0	0	0	0	0	0	0	0	W	14-6
11/23	at Seahawks	S	3	2	1	0.0	0.0	0	0	0	0	0	0	1	0	0	0	0	0	0	0	0	0	0	0	L	3-19
11/30	at Falcons	S	6	6	0	0.0	0.0	0	0	0	0	0	0	0	0	0	0	0	0	0	0	0	0	0	0	L	18-29
12/07	Chiefs	S	8	8	0	1.0	0.0	0	0	1	0	0	0	0	0	0	0	0	0	0	0	0	0	0	0	W	17-14
12/11	at Rams	S	2	2	0	0.0	0.0	0	0	0	1	0	0	0	1	0	0	0	0	0	0	0	0	0	0	W	12-6
12/21	Seahawks	S	3	3	0	0.0	0.0	0	0	0	0	0	0	1	0	0	0	0	0	0	0	0	0	0	0	L	6-35
12/28	at 49ers	S	2	2	0	0.0	0.0	0	0	0	0	0	0	0	0	0	0	0	0	0	0	0	0	0	0	L	17-20
2014 TOTALS			16-16	50	43	7	1.0	0.0	0	0	1	3	30	30T	1	7	0	0	0	0	0	0	0	0	0	0	11-5

2013 GAME-BY-GAME REGULAR-SEASON STATISTICS (CARDINALS)

DATE	OPPONENT	P/S	TACKLES							INTERCEPTIONS				O. FUMB			ST			MISC		W/L/T	SCORE				
			TK	S	A	SK	YDS	TFL	YDS	QBH	NO	YDS	LG	TD	PD	FF	FR	TD	YDS	TK	S			A	FF	FR	S
09/08	at Rams	S	2	2	0	0.0	0.0	0	0	0	0	0	0	0	0	0	0	0	0	0	0	0	0	0	0	L	24-27
09/15	Lions	S	4	4	0	0.0	0.0	0	0	0	0	0	0	1	0	0	0	0	0	0	0	0	0	0	0	W	25-21
09/22	at Saints	S	2	2	0	0.0	0.0	0	0	0	0	0	0	0	0	0	0	0	0	0	0	0	0	0	0	L	7-31
09/29	at Buccaneers	S	2	2	0	0.0	0.0	0	0	0	2	16	11	0	2	0	0	0	0	0	0	0	0	0	0	W	13-10
10/06	Panthers	S	1	1	0	0.0	0.0	0	0	0	1	43	43	3	0	0	0	0	0	0	0	0	0	0	0	W	22-6
10/13	at 49ers	S	3	3	0	0.0	0.0	0	0	0	0	0	0	2	0	0	0	0	0	0	0	0	1	0	0	L	20-32
10/17	Seahawks	S	5	4	1	0.0	0.0	0	0	0	0	0	0	1	0	0	0	0	0	0	0	0	0	0	0	L	22-34
10/27	Falcons	S	2	2	0	0.0	0.0	0	0	0	0	0	0	0	0	0	0	0	0	0	0	0	0	0	0	W	27-13
11/10	Texans	S	4	4	0	0.0	0.0	0	0	0	0	0	0	0	0	0	0	0	0	0	0	0	0	0	0	W	27-24
11/17	at Jaguars	S	1	1	0	0.0	0.0	0	0	0	0	0	0	0	0	0	0	0	0	0	0	0	1	0	0	W	27-14
11/24	Colts	S	3	3	0	0.0	0.0	0	0	0	0	0	0	1	0	0	0	0	0	0	0	0	0	0	0	W	40-11
12/01	at Eagles	S	2	2	0	0.0	0.0	0	0	0	0	0	0	2	0	0	0	0	0	0	0	0	0	0	0	L	21-24
12/08	Rams	S	0	0	0	0.0	0.0	0	0	0	0	0	0	0	0	0	0	0	0	0	0	0	0	0	0	W	30-10
12/15	at Titans	S	7	7	0	0.0	0.0	0	0	0	0	0	0	0	0	0	0	0	0	0	0	0	0	0	0	W	37-34+
12/22	at Seahawks	S	2	2	0	0.0	0.0	0	0	0	0	0	0	1	0	0	0	0	0	0	0	0	0	0	0	W	17-10
12/29	49ers	S	2	1	1	0.0	0.0	0	0	0	0	0	0	0	0	0	0	0	0	0	0	0	0	0	0	L	20-23
2013 TOTALS			16-16	42	40	2	0.0	0.0	0	0	0	3	59	43	0	13	0	0	0	0	0	0	0	2	0	0	10-6

+ - Overtime

2012 GAME-BY-GAME REGULAR-SEASON STATISTICS (CARDINALS)

DATE	OPPONENT	P/S	TACKLES							INTERCEPTIONS				O. FUMB			ST			MISC		W/L/T	SCORE					
			TK	S	A	SK	YDS	TFL	YDS	QBH	NO	YDS	LG	TD	PD	FF	FR	TD	YDS	TK	S			A	FF	FR	S	A
09/09	Seahawks	S	2	2	0	0.0	0.0	0	0	0	0	18	18	0	1	0	0	0	0	0	0	0	0	0	0	0	W	20-16
09/16	at Patriots	S	3	3	0	0.0	0.0	1	0	0	1	0	0	0	1	0	0	0	0	0	0	0	0	0	0	W	20-18	
09/23	Eagles	S	1	1	0	0.0	0.0	0	0	0	0	0	0	0	0	0	0	0	0	0	0	0	0	0	0	W	27-6	
09/30	Dolphins	S	5	5	0	0.0	0.0	0	0	0	0	0	0	1	0	1	0	60	0	0	0	0	3	0	0	W	24-21+	
10/04	at Rams	S	4	4	0	0.0	0.0	0	0	0	1	0	0	0	2	0	0	0	0	0	0	0	0	0	0	L	3-17	
10/14	Bills	S	4	4	0	0.0	0.0	0	0	0	1	15	15	0	3	0	0	0	0	0	0	0	0	0	0	L	16-19+	
10/21	at Vikings	S	2	1	1	0.0	0.0	0	0	0	0	0	0	0	0	0	0	0	0	0	0	0	0	0	0	L	14-21	
10/29	49ers	S	3	3	0	0.0	0.0	1	0	0	0	0	0	0	0	0	0	0	0	0	0	0	0	0	0	L	3-24	
11/04	at Packers	S	4	3	1	0.0	0.0	0	0	0	0	0	0	1	0	0	0	0	0	0	0	0	1	0	0	L	17-31	
11/18	at Falcons	S	4	4	0	0.0	0.0	0	0	0	0	0	0	0	0	0	0	0	0	0	0	0	0	0	0	L	19-23	
11/25	Rams	S	3	2	1	0.0	0.0	0	0	0	1	0	0	0	1	0	0	0	0	0	0	0	0	0	0	L	17-31	
12/02	at Jets	S	4	4	0	0.0	0.0	0	0	0	1	0	0	0	1	0	0	0	0	0	0	0	0	0	0	L	6-7	
12/09	at Seahawks	S	1	1	0	0.0	0.0	0	0	0	1	0	0	0	1	0	0	0	0	0	0	0	0	0	0	L	0-58	
12/16	Lions	S	7	7	0	0.0	0.0	0	0	0	1	31	31	0	2	0	0	0	0	0	0	0	0	0	0	W	38-10	
12/23	Bears	S	6	6	0	0.0	0.0	0	0	0	0	0	0	0	0	0	0	0	0	0	0	0	0	0	0	L	13-28	
12/30	at 49ers	S	2	2	0	0.0	0.0	0	0	0	0	0	0	2	0	0	0	0	0	0	0	0	0	0	0	L	13-27	
2012 TOTALS			16-16	55	52	3	0.0	0.0	2	0	0	7	64	31	0	16	0	1	0	60	0	0	0	4	0	0	5-11	

+ - Overtime

2011 GAME-BY-GAME REGULAR-SEASON STATISTICS (CARDINALS)

DATE	OPPONENT	P/S	TACKLES							INTERCEPTIONS				O. FUMB			ST			MISC		W/L/T	SCORE				
			TK	S	A	SK	YDS	TFL	YDS	QBH	NO	YDS	LG	TD	PD	FF	FR	TD	YDS	TK	S			A	FF	FR	S
09/11	Panthers	S	5	5	0	0.0	0.0	0	0	0	0	0	0	0	0	0	0	0	0	0	0	0	0	0	0	W	28-21
09/18	at Redskins	S	8	5	3	0.0	0.0	0	0	0	0	0	0	0	0	0	0	0	0	0	0	0	1	0	0	L	21-22
09/25	at Seahawks	S	1	1	0	0.0	0.0	0	0	0	1	1	1	0	1	0	0	0	0	0	0	0	0	0	0	L	10-13
10/02	Giants	S	7	7	0	0.0	0.0	0	0	0	0	0	0	0	2	0	0	0	0	0	0	0	0	0	0	L	27-31
10/09	at Vikings	S	4	3	1	0.0	0.0	0	0	0	0	0	0	0	0	0	0	0	0	0	0	0	0	0	0	L	10-34
10/23	Steelers	S	7	7	0	0.0	0.0	0	0	0	0	0	0	0	0	0	0	0	0	0	0	0	0	0	0	L	20-32
10/30	at Ravens	S	0	0	0	0.0	0.0	0	0																		

2023 GAME-BY-GAME POSTSEASON STATISTICS (STEELERS)

DATE	OPPONENT	P/S	TACKLES							INTERCEPTIONS					O. FUMB				ST				MISC		SCORE		
			TK	S	A	SK	YDS	TFL	YDS	QBH	NO	YDS	LG	TD	PD	FF	FR	TD	YDS	TK	S	A	FF	FR		S	A
01/15	at Bills	S	4	4	0	0.0	0.0	0	0	0	0	0	0	0	0	0	0	0	0	0	0	0	0	0	0	L	17-31
2023 TOTALS		1-1	4	4	0	0.0	0.0	0	0	0	0	0	0	0	0	0	0	0	0	0	0	0	0	0	0	0-1	

2022 GAME-BY-GAME POSTSEASON STATISTICS (VIKINGS)

DATE	OPPONENT	P/S	TACKLES							INTERCEPTIONS					O. FUMB				ST				MISC		SCORE		
			TK	S	A	SK	YDS	TFL	YDS	QBH	NO	YDS	LG	TD	PD	FF	FR	TD	YDS	TK	S	A	FF	FR		S	A
01/15	Giants	S	5	5	0	0.0	0.0	0	0	0	0	0	0	0	0	0	0	0	0	0	0	0	0	0	0	L	24-31
2022 TOTALS		1-1	5	5	0	0.0	0.0	0	0	0	0	0	0	0	0	0	0	0	0	0	0	0	0	0	0	0-1	

2015 GAME-BY-GAME POSTSEASON STATISTICS (CARDINALS)

DATE	OPPONENT	P/S	TACKLES							INTERCEPTIONS					O. FUMB				ST				MISC		SCORE		
			TK	S	A	SK	YDS	TFL	YDS	QBH	NO	YDS	LG	TD	PD	FF	FR	TD	YDS	TK	S	A	FF	FR		S	A
01/16	Packers	S	0	0	0	0.0	0.0	0	0	0	0	0	0	0	0	0	0	0	0	0	0	0	0	0	0	W	26-20+
01/24	at Panthers	S	5	4	1	0.0	0.0	0	0	0	1	72	72	0	1	0	0	0	0	0	0	0	0	0	0	L	15-49
2015 TOTALS		2-2	5	4	1	0.0	0.0	0	0	0	1	72	72	0	1	0	0	0	0	0	0	0	0	0	0	1-1	

+- Overtime

2014 GAME-BY-GAME POSTSEASON STATISTICS (CARDINALS)

DATE	OPPONENT	P/S	TACKLES							INTERCEPTIONS					O. FUMB				ST				MISC		SCORE		
			TK	S	A	SK	YDS	TFL	YDS	QBH	NO	YDS	LG	TD	PD	FF	FR	TD	YDS	TK	S	A	FF	FR		S	A
01/03	at Panthers	S	4	4	0	0.0	0.0	0	0	0	0	0	0	0	0	0	0	0	0	0	0	0	0	0	0	L	16-27
2014 TOTALS		1-1	4	4	0	0.0	0.0	0	0	0	0	0	0	0	0	0	0	0	0	0	0	0	0	0	0	0-1	



14
WIDE RECEIVER
GEORGE PICKENS

HEIGHT: 6-3
WEIGHT: 200
BORN: March 4, 2001
COLLEGE: Georgia

BIRTHPLACE: Hoover, AL
HOW ACQUIRED: D2 '22
NFL EXPERIENCE: 2nd year

GEORGE PICKENS' NFL REGULAR SEASON RUSHING/RECEIVING STATISTICS

DATE	TEAM	GP	GS	RECEIVING					RUSHING				
				NO.	YDS.	AVG.	LG	TD	NO.	YDS.	AVG.	LG	TD
2022	Steelers	17	12	52	801	15.4	42	4	3	24	8.0	22	1
2023	Steelers	17	16	63	1,140	18.1	86t	5	3	18	6.0	16	0
NFL TOTALS		34	28	115	1,941	16.9	86T	9	6	42	7.0	22	1

GEORGE PICKENS' NFL POSTSEASON RUSHING/RECEIVING STATISTICS

DATE	TEAM	GP	GS	RECEIVING					RUSHING				
				NO.	YDS.	AVG.	LG	TD	NO.	YDS.	AVG.	LG	TD
2023	Steelers	1	1	5	50	10.0	19	0	1	15	15.0	15	0
NFL TOTALS		1	1	5	50	10.0	19	0	1	15	15.0	15	0

GEORGE PICKENS' NFL REGULAR SEASON RETURN STATISTICS

DATE	TEAM	RET.	KICKOFF RETURNS					PUNT RETURNS				
			YDS.	AVG.	LG	TD	NO.	FC	YDS.	AVG.	LG	TD
2022	Steelers	0	0	0.0	0	0	0	0	0	0.0	0	0
2023	Steelers	1	7	7.0	7	0	0	0	0	0.0	0	0
NFL TOTALS		1	7	7.0	7	0	0	0	0	0.0	0	0

GEORGE PICKENS' NFL POSTSEASON RETURN STATISTICS

DATE	TEAM	RET.	KICKOFF RETURNS					PUNT RETURNS				
			YDS.	AVG.	LG	TD	NO.	FC	YDS.	AVG.	LG	TD
2023	Steelers	0	0	0.0	0	0	0	0	0	0.0	0	0
NFL TOTALS		0	0	0.0	0	0	0	0	0	0.0	0	0

SINGLE-GAME HIGHS: RUSHING/RECEIVING

- Rush Attempts: 2 vs. New Orleans Saints, Nov 13, 2022
1 vs. Tampa Bay Buccaneers, Oct 16, 2022
- Rushing Yards: 23 vs. New Orleans Saints, Nov 13, 2022
1 vs. Tampa Bay Buccaneers, Oct 16, 2022
22 vs. New Orleans Saints, Nov 13, 2022
16 vs. Baltimore Ravens, Oct 08, 2023
7 at Seattle Seahawks, Nov 13, 2022
- Receptions: 7 at Seattle Seahawks, Dec 31, 2023
6 vs. Baltimore Ravens, Oct 08, 2023
...3 more at 6.
- Receiving Yards: 195 vs. Cincinnati Bengals, Dec 23, 2023
131 at Seattle Seahawks, Dec 31, 2023
- Receiving Average: 48.8 vs. Cincinnati Bengals, Dec 23, 2023
31.8 vs. Cleveland Browns, Sep 18, 2023
- Longest Receptions: 86t vs. Cincinnati Bengals, Dec 23, 2023
71t vs. Cleveland Browns, Sep 18, 2023
- Receiving TDs: 2 vs. Cincinnati Bengals, Dec 23, 2023
1 vs. Jacksonville Jaguars, Oct 29, 2023
...6 more at 1.
- All-Purpose Yards: 195 vs. Cincinnati Bengals, Dec 23, 2023
146 vs. Baltimore Ravens, Oct 08, 2023
- Longest Kickoff Return: 7 at Cincinnati Bengals, Nov 26, 2023
- Most TDs: 2 vs. Cincinnati Bengals, Dec 23, 2023
1 vs. Jacksonville Jaguars, Oct 29, 2023
...7 more at 1.
- Miscellaneous Tackles: 1 vs. New England Patriots, Sep 18, 2022

SINGLE-GAME HIGHS - POSTSEASON: RUSHING/RECEIVING

- Longest Runs: 15 at Buffalo Bills, Jan 15, 2024
- Receptions: 5 at Buffalo Bills, Jan 15, 2024
- Receiving Yards: 50 at Buffalo Bills, Jan 15, 2024
- Receiving Average: 10.0 at Buffalo Bills, Jan 15, 2024
- Longest Receptions: 19 at Buffalo Bills, Jan 15, 2024
13 at Buffalo Bills, Jan 15, 2024
8 at Buffalo Bills, Jan 15, 2024
5 at Buffalo Bills, Jan 15, 2024
5 at Buffalo Bills, Jan 15, 2024
5 at Buffalo Bills, Jan 15, 2024
- All-Purpose Yards: 65 at Buffalo Bills, Jan 15, 2024

100-YARD RECEIVING GAMES (6): REGULAR SEASON

DATE	TEAM	NO.	YDS.	AVG.	LG	TD
10/02/22	JETS	6	102	17.0	27	0
09/18/23	BROWNS	4	127	31.8	71t	1
10/08/23	RAVENS	6	130	21.7	41t	1
10/22/23	at Rams	5	107	21.4	31	0
12/23/23	BENGALS	4	195	48.8	86t	2
12/31/23	at Seahawks	7	131	18.7	37	0

2023 GAME-BY-GAME REGULAR-SEASON STATISTICS (STEELERS)

DATE	OPPONENT	P/S	RECEIVING					RUSHING					W/L	SCORE
			NO.	YDS.	AVG.	LG	TD	NO.	YDS.	AVG.	LG	TD		
09/10	49ers	S	5	36	7.2	9	0	0	0	0.0	0	0	L	7-30
09/18	Browns	S	4	127	31.8	71t	1	0	0	0.0	0	0	W	26-22
09/24	at Raiders	S	4	75	18.8	32	0	0	0	0.0	0	0	W	23-18
10/01	at Texans	S	3	25	8.3	17	0	0	0	0.0	0	0	L	6-30
10/08	Ravens	S	6	130	21.7	41t	1	1	16	16.0	16	0	W	17-10
10/22	at Rams	S	5	107	21.4	31	0	0	0	0.0	0	0	W	24-17
10/29	Jaguars	S	1	22	22.0	22t	1	0	0	0.0	0	0	L	10-20
11/02	Titans	S	2	-1	-0.5	2	0	0	0	0.0	0	0	W	20-16
11/12	Packers	S	3	45	15.0	28	0	0	0	0.0	0	0	W	23-19
11/19	at Browns	S	4	38	9.5	14	0	1	-1	-1.0	-1	0	L	10-13
11/26	at Bengals	S	3	58	19.3	43	0	0	0	0.0	0	0	W	16-10
12/03	Cardinals	S	4	86	21.5	38	0	0	0	0.0	0	0	L	10-24
12/07	Patriots	S	5	19	3.8	7	0	0	0	0.0	0	0	L	18-21
12/16	at Colts	S	3	47	15.7	17	0	0	0	0.0	0	0	L	13-30
12/23	Bengals	S	4	195	48.8	86t	2	0	0	0.0	0	0	W	34-11
12/31	at Seahawks	P	7	131	18.7	37	0	0	0	0.0	0	0	W	30-23
01/06	at Ravens	S	0	0	0.0	0	0	1	3	3.0	3	0	W	17-10
2023 TOTALS		17-16	63	1,140	18.1	86T	5	3	18	6.0	16	0	10-7	


2022 GAME-BY-GAME REGULAR-SEASON STATISTICS (STEELERS)

DATE	OPPONENT	P/S	RECEIVING					RUSHING					W/L	SCORE
			NO.	YDS.	AVG.	LG	TD	NO.	YDS.	AVG.	LG	TD		
09/11	at Bengals	S	1	3	3.0	3	0	0	0	0.0	0	0	W	23-20+
09/18	Patriots	P	1	23	23.0	23	0	0	0	0.0	0	0	L	14-17
09/22	at Browns	P	3	39	13.0	36	0	0	0	0.0	0	0	L	17-29
10/02	Jets	S	6	102	17.0	27	0	0	0	0.0	0	0	L	20-24
10/09	at Bills	P	6	83	13.8	29	0	0	0	0.0	0	0	L	3-38
10/16	Buccaneers	S	3	27	9.0	14	0	1	1	1.0	1	0	W	20-18
10/23	at Dolphins	P	6	61	10.2	30	1	0	0	0.0	0	0	L	10-16
10/30	at Eagles	S	0	0	0.0	0	0	0	0	0.0	0	0	L	13-35
11/13	Saints	S	3	32	10.7	14	0	2	23	11.5	22	1	W	20-10
11/20	Bengals	S	4	83	20.8	33	1	0	0	0.0	0	0	L	30-37
11/28	at Colts	P	3	57	19.0	35	0	0	0	0.0	0	0	W	24-17
12/04	at Falcons	S	1	2	2.0	2	0	0	0	0.0	0	0	W	19-16
12/11	Ravens	S	3	78	26.0	42	0	0	0	0.0	0	0	L	14-16
12/18	at Panthers	S	2	53	26.5	38	0	0	0	0.0	0	0	W	24-16
12/24	Raiders	S	5	57	11.4	25	1	0	0	0.0	0	0	W	13-10
01/01	at Ravens	S	2	29	14.5	15	0	0	0	0.0	0	0	W	16-13
01/08	Browns	S	3	72	24.0	31t	1	0	0	0.0	0	0	W	28-14
2022 TOTALS		17-12	52	801	15.4	42	4	3	24	8.0	22	1	9-8	

+ - Overtime

2023 GAME-BY-GAME POSTSEASON STATISTICS (STEELERS)

DATE	OPPONENT	P/S	RECEIVING					RUSHING					W/L	SCORE
			NO.	YDS.	AVG.	LG	TD	NO.	YDS.	AVG.	LG	TD		
01/15	at Bills	S	5	50	10.0	19	0	1	15	15.0	15	0	L	17-31
2023 TOTALS		1-1	5	50	10.0	19	0	1	15	15.0	15	0	0-1	



8

QUARTERBACK

KENNY PICKETT

HEIGHT: 6-3
WEIGHT: 220
BORN: June 6, 1998
COLLEGE: Pittsburgh
BIRTHPLACE: Oakhurst, NJ
HOW ACQUIRED: D1 '22
NFL EXPERIENCE: 2nd year

KENNY PICKETT'S NFL REGULAR SEASON PASSING STATISTICS

DATE	TEAM	GP	GS	ATT.	CMP.	PCT.	YDS	AVG.	TD	INT.	LG	SK	LST	RATE
2022	Steelers	13	12	389	245	63.0	2,404	6.2	7	9	57	27	182	76.7
2023	Steelers	12	12	324	201	62.0	2,070	6.4	6	4	72t	23	173	81.4
TOTALS		25	24	713	446	62.6	4,474	6.3	13	13	72T	50	355	78.8

KENNY PICKETT'S NFL POSTSEASON PASSING STATISTICS

DATE	TEAM	GP	GS	ATT.	CMP.	PCT.	YDS	AVG.	TD	INT.	LG	SK	LST	RATE
2023	Steelers	0	0	0	0	0.0	0	0.0	0	0	0	0	0	0.0
TOTALS		0	0	0	0	0.0	0	0.0	0	0	0	0	0	0.0

KENNY PICKETT'S NFL REGULAR SEASON RUSHING STATISTICS

DATE	TEAM	NO.	YDS.	AVG.	LG	TD
2022	Steelers	55	237	4.3	23	3
2023	Steelers	42	54	1.3	11	1
TOTALS		97	291	3.0	23	4

KENNY PICKETT'S NFL POSTSEASON RUSHING STATISTICS

DATE	TEAM	NO.	YDS.	AVG.	LG	TD
2023	Steelers	0	0	0.0	0	0
TOTALS		0	0	0.0	0	0

KENNY PICKETT'S NFL REGULAR SEASON PASSING/RUSHING STATISTICS

DATE	TEAM	GP	GS	PASSING											RUSHING				
				ATT.	CMP.	PCT.	YDS	AVG.	TD	INT.	LG	SK	LST	RATE	NO.	YDS.	AVG.	LG	TD
2022	Steelers	13	12	389	245	63.0	2,404	6.2	7	9	57	27	182	76.7	55	237	4.3	23	3
2023	Steelers	12	12	324	201	62.0	2,070	6.4	6	4	72t	23	173	81.4	42	54	1.3	11	1
TOTALS		25	24	713	446	62.6	4,474	6.3	13	13	72T	50	355	78.8	97	291	3.0	23	4

KENNY PICKETT'S NFL POSTSEASON PASSING/RUSHING STATISTICS

DATE	TEAM	GP	GS	PASSING											RUSHING				
				ATT.	CMP.	PCT.	YDS	AVG.	TD	INT.	LG	SK	LST	RATE	NO.	YDS.	AVG.	LG	TD
2023	Steelers	0	0	0	0	0.0	0	0.0	0	0	0	0	0	0.0	0	0	0.0	0	0
TOTALS		0	0	0	0	0.0	0	0.0	0	0	0	0	0	0.0	0	0	0.0	0	0

SINGLE-GAME HIGHS: QUARTERBACK

Pass Attempts	52 at Buffalo Bills, Oct 09, 2022 46 vs. San Francisco 49ers, Sep 10, 2023	Passer Rating	108.5 at Las Vegas Raiders, Sep 24, 2023 97.8 at Cincinnati Bengals, Nov 26, 2023
Pass Completions	34 at Buffalo Bills, Oct 09, 2022 32 at Miami Dolphins, Oct 23, 2022	Rush Attempts	8 at Los Angeles Rams, Oct 22, 2023 8 vs. New Orleans Saints, Nov 13, 2022
Yards Passing	327 at Buffalo Bills, Oct 09, 2022 278 at Cincinnati Bengals, Nov 26, 2023	Rushing Yards	51 vs. New Orleans Saints, Nov 13, 2022 37 at Philadelphia Eagles, Oct 30, 2022
TD Passes	2 at Las Vegas Raiders, Sep 24, 2023 1 vs. Tennessee Titans, Nov 02, 2023 ...10 more at 1.	Rushing Average	6.4 vs. New Orleans Saints, Nov 13, 2022 5.3 at Philadelphia Eagles, Oct 30, 2022 23 vs. New Orleans Saints, Nov 13, 2022
Long Passes	72t at Las Vegas Raiders, Sep 24, 2023 71t vs. Cleveland Browns, Sep 18, 2023	Longest Runs	16 at Miami Dolphins, Oct 23, 2022 2 vs. New York Jets, Oct 02, 2022
Completion Percentage	72.7 at Cincinnati Bengals, Nov 26, 2023 72.7 at Miami Dolphins, Oct 23, 2022	Rushing TDs	1 at Los Angeles Rams, Oct 22, 2023 ...1 more at 1.

300-YARD PASSING GAMES (1): REGULAR SEASON

DATE	TEAM	NO.	YDS.	AVG.	LG	TD
10/09/22	at Bills	34	327	9.6	29	0

2023 GAME-BY-GAME REGULAR-SEASON STATISTICS (STEELERS)

DATE	OPPONENT	P/S	PASSING											RUSHING				W/L	SCORE
			ATT	CMP	YDS	PCT	Y/A	Y/C	TD	INT	LG	SK/YD	RATE	ATT	YDS	LG	TD		
09/10	49ers	S	46	31	232	67.4	5.0	7.5	1	2	31	5/34	68.4	1	4	4	0	L	7-30
09/18	Browns	S	30	15	222	50.0	7.4	14.8	1	1	71t	2/22	71.8	4	-6	-1	0	W	26-22
09/24	at Raiders	S	28	16	235	57.1	8.4	14.7	2	0	72t	1/7	108.5	3	11	10	0	W	23-18
10/01	at Texans	S	23	15	114	65.2	5.0	7.6	0	1	32	3/21	59.0	2	9	8	0	L	6-30
10/08	Ravens	S	32	18	224	56.3	7.0	12.4	1	0	41t	3/22	88.5	6	-6	2	0	W	17-10
10/22	at Rams	S	25	17	230	68.0	9.2	13.5	0	0	39	2/16	97.1	8	0	2	1	W	24-17
10/29	Jaguars	S	16	10	73	62.5	4.6	7.3	0	0	16	1/5	73.2	1	10	10	0	L	10-20
11/02	Titans	S	30	19	160	63.3	5.3	8.4	1	0	32	0/0	88.2	1	-1	-1	0	W	20-16
11/12	Packers	S	23	14	126	60.9	5.5	9.0	0	0	28	1/7	75.6	4	16	11	0	W	23-19
11/19	at Browns	S	28	15	106	53.6	3.8	7.1	0	0	14	3/29	62.5	4	9	5	0	L	10-13
11/26	at Bengals	S	33	24	278	72.7	8.4	11.6	0	0	43	2/10	97.8	5	5	5	0	W	16-10
12/03	Cardinals	S	10	7	70	70.0	7.0	10.0	0	0	38	0/0	89.6	3	3	2	0	L	10-24
12/07	Patriots																	L	18-21
12/16	at Colts																	L	13-30
12/23	Bengals																	W	34-11
12/31	at Seahawks																	W	30-23
01/06	at Ravens																	W	17-10
2023 TOTALS			12-12	324	201	2,070	62.0	6.4	10.3	6	4	72T	23/173	81.4	42	54	11	1	10-7


2022 GAME-BY-GAME REGULAR-SEASON STATISTICS (STEELERS)

DATE	OPPONENT	P/S	PASSING											RUSHING				W/L	SCORE	
			ATT	CMP	YDS	PCT	Y/A	Y/C	TD	INT	LG	SK/YD	RATE	ATT	YDS	LG	TD			
09/11	at Bengals																		W	23-20+
09/18	Patriots																		L	14-17
09/22	at Browns																		L	17-29
10/02	Jets	P	13	10	120	76.9	9.2	12.0	0	3	27	0/0	65.1	6	15	7	2	L	20-24	
10/09	at Bills	S	52	34	327	65.4	6.3	9.6	0	1	29	3/17	74.8	1	10	10	0	L	3-38	
10/16	Buccaneers	S	18	11	67	61.1	3.7	6.1	1	0	14	1/12	87.0	2	16	10	0	W	20-18	
10/23	at Dolphins	S	44	32	257	72.7	5.8	8.0	1	3	30	2/11	66.2	3	20	16	0	L	10-16	
10/30	at Eagles	S	38	25	191	65.8	5.0	7.6	0	1	25	6/38	66.9	7	37	11	0	L	13-35	
11/13	Saints	S	30	18	199	60.0	6.6	11.1	0	0	36	6/37	79.7	8	51	23	1	W	20-10	
11/20	Bengals	S	42	25	265	59.5	6.3	10.6	1	0	33	2/16	85.9	2	14	14	0	L	30-37	
11/28	at Colts	S	28	20	174	71.4	6.2	8.7	0	0	35	3/23	87.5	6	32	9	0	W	24-17	
12/04	at Falcons	S	28	16	197	57.1	7.0	12.3	1	0	57	0/0	90.9	7	14	9	0	W	19-16	
12/11	Ravens	S	1	0	0	0.0	0.0	0.0	0	0	0	1/7	39.6	2	16	13	0	L	14-16	
12/18	at Panthers																	W	24-16	
12/24	Raiders	S	39	26	244	66.7	6.3	9.4	1	1	25	0/0	81.6	3	9	6	0	W	13-10	
01/01	at Ravens	S	27	15	168	55.6	6.2	11.2	1	0	28	2/15	86.7	5	2	2	0	W	16-13	
01/08	Browns	S	29	13	195	44.8	6.7	15.0	1	0	32	1/6	79.0	3	1	1	0	W	28-14	
2022 TOTALS			13-12	389	245	2,404	63.0	6.2	9.8	7	9	57	27/182	76.7	55	237	23	3	9-8	

+ - Overtime

2023 GAME-BY-GAME POSTSEASON STATISTICS (STEELERS)

DATE	OPPONENT	P/S	PASSING											RUSHING				W/L	SCORE	
			ATT	CMP	YDS	PCT	Y/A	Y/C	TD	INT	LG	SK/YD	RATE	ATT	YDS	LG	TD			
01/15	at Bills																		L	17-31
2023 TOTALS			0-0	0	0	0	0.0	0.0	0.0	0	0	0	0/0	0.0	0	0	0	0	0-1	



42

CORNERBACK

JAMES PIERRE

HEIGHT: 6-2
WEIGHT: 185
BORN: September 16, 1996
COLLEGE: Florida Atlantic
BIRTHPLACE: Deerfield Beach, FL
HOW ACQUIRED: UDFA '20
NFL EXPERIENCE: 4th year

JAMES PIERRE'S NFL REGULAR SEASON DEFENSIVE STATISTICS

DATE	TEAM	GP	GS	TACKLES					YDS	QBH	INTERCEPTIONS					O. FUMB			ST					MISC			
				TK	S	A	TFL	YDS			SK	NO	YDS	LG	TD	PD	FF	FR	TD	YDS	TK	S	A	FF	FR	S	A
2020	Steelers	16	0	1	1	0	1	1	0.0	0.0	0	0	0	0	0	0	0	0	0	0	9	6	3	0	0	0	0
2021	Steelers	17	4	37	34	3	0	0	0.0	0.0	0	1	0	0	0	4	1	0	0	0	10	3	7	2	0	0	0
2022	Steelers	17	2	20	16	4	0	0	0.0	0.0	0	1	0	0	0	4	0	0	0	0	9	5	4	0	1	0	0
2023	Steelers	16	0	1	1	0	0	0	0.0	0.0	0	0	0	0	0	0	0	0	0	7	5	2	0	0	0	0	
NFL TOTALS		66	6	59	52	7	1	1	0.0	0.0	0	2	0	0	0	8	1	0	0	35	19	16	2	1	0	0	

JAMES PIERRE'S NFL POSTSEASON DEFENSIVE STATISTICS

DATE	TEAM	GP	GS	TACKLES					YDS	QBH	INTERCEPTIONS					O. FUMB			ST					MISC			
				TK	S	A	TFL	YDS			SK	NO	YDS	LG	TD	PD	FF	FR	TD	YDS	TK	S	A	FF	FR	S	A
2020	Steelers	1	0	0	0	0	0	0	0.0	0.0	0	0	0	0	0	1	0	0	0	0	0	0	0	0	0	0	0
2021	Steelers	0	0	0	0	0	0	0	0.0	0.0	0	0	0	0	0	0	0	0	0	0	0	0	0	0	0	0	0
2023	Steelers	1	0	0	0	0	0	0	0.0	0.0	0	0	0	0	0	0	0	0	0	0	0	0	0	0	0	0	0
NFL TOTALS		2	0	0	0	0	0	0	0.0	0.0	0	0	0	0	0	1	0	0	0	0	0	0	0	0	0	0	0

SINGLE-GAME HIGHS: DEFENSIVE

- Total Tackles: 6 vs. Denver Broncos, Oct 10, 2021
6 vs. Las Vegas Raiders, Sep 19, 2021
...1 more at 6.
- Solo Tackles: 6 vs. Denver Broncos, Oct 10, 2021
6 vs. Las Vegas Raiders, Sep 19, 2021
...1 more at 6.
- Passes Defensed: 2 vs. Denver Broncos, Oct 10, 2021
1 vs. Cleveland Browns, Jan 08, 2023
...5 more at 1.
- Forced Fumbles: 1 vs. Seattle Seahawks, Oct 17, 2021
- Tackles For Loss: 1 at Jacksonville Jaguars, Nov 22, 2020
- Interceptions: 1 vs. Denver Broncos, Oct 10, 2021
- Special Teams Tackles: 3 vs. Green Bay Packers, Nov 12, 2023
2 vs. Arizona Cardinals, Dec 03, 2023
...4 more at 2.
- Special Teams Forced Fumbles: 1 vs. Tennessee Titans, Dec 19, 2021
1 vs. Chicago Bears, Nov 08, 2021

SINGLE-GAME HIGHS - POSTSEASON: DEFENSIVE

- Passes Defensed: 1 vs. Cleveland Browns, Jan 10, 2021
- Special Teams Tackles: 2 vs. Cleveland Browns, Jan 10, 2021

2023 GAME-BY-GAME REGULAR-SEASON STATISTICS (STEELERS)

DATE	OPPONENT	P/S	TACKLES					YDS	QBH	INTERCEPTIONS					O. FUMB			ST					MISC	W/L	SCORE		
			TK	S	A	SK	YDS			TFL	NO	YDS	LG	TD	PD	FF	FR	TD	YDS	TK	S	A				FF	FR
09/10	49ers	P	0	0	0	0.0	0.0	0	0	0	0	0	0	0	0	0	0	0	0	0	0	0	0	0	0	L	7-30
09/18	Browns	P	0	0	0	0.0	0.0	0	0	0	0	0	0	0	0	0	0	0	0	0	0	0	0	0	0	W	26-22
09/24	at Raiders	P	0	0	0	0.0	0.0	0	0	0	0	0	0	0	0	0	0	0	0	0	0	0	0	0	0	W	23-18
10/01	at Texans	P	0	0	0	0.0	0.0	0	0	0	0	0	0	0	0	0	0	0	0	0	0	0	0	0	0	L	6-30
10/08	Ravens	P	0	0	0	0.0	0.0	0	0	0	0	0	0	0	0	0	0	0	1	0	1	0	0	0	0	W	17-10
10/22	at Rams	P	0	0	0	0.0	0.0	0	0	0	0	0	0	0	0	0	0	0	0	0	0	0	0	0	0	W	24-17
10/29	Jaguars	P	0	0	0	0.0	0.0	0	0	0	0	0	0	0	0	0	0	0	1	1	0	0	0	0	0	L	10-20
11/02	Titans	P	0	0	0	0.0	0.0	0	0	0	0	0	0	0	0	0	0	0	0	0	0	0	0	0	0	W	20-16
11/12	Packers	P	0	0	0	0.0	0.0	0	0	0	0	0	0	0	0	0	0	0	3	3	0	0	0	0	0	W	23-19
11/19	at Browns	P	0	0	0	0.0	0.0	0	0	0	0	0	0	0	0	0	0	0	0	0	0	0	0	0	0	L	10-13
11/26	at Bengals	P	0	0	0	0.0	0.0	0	0	0	0	0	0	0	0	0	0	0	0	0	0	0	0	0	0	W	16-10
12/03	Cardinals	P	0	0	0	0.0	0.0	0	0	0	0	0	0	0	0	0	0	0	2	1	1	0	0	0	0	L	10-24
12/07	Patriots	P	0	0	0	0.0	0.0	0	0	0	0	0	0	0	0	0	0	0	0	0	0	0	0	0	0	L	18-21
12/16	at Colts	P	1	1	0	0.0	0.0	0	0	0	0	0	0	0	0	0	0	0	0	0	0	0	0	0	0	L	13-30
12/23	Bengals	P	0	0	0	0.0	0.0	0	0	0	0	0	0	0	0	0	0	0	0	0	0	0	0	0	0	W	34-11
12/31	at Seahawks	P	0	0	0	0.0	0.0	0	0	0	0	0	0	0	0	0	0	0	0	0	0	0	0	0	0	W	30-23
01/06	at Ravens	P	0	0	0	0.0	0.0	0	0	0	0	0	0	0	0	0	0	0	0	0	0	0	0	0	0	W	17-10
2023 TOTALS		16-0	1	1	0	0.0	0.0	0	0	0	0	0	0	0	0	0	0	0	7	5	2	0	0	0	0	0	10-7

2022 GAME-BY-GAME REGULAR-SEASON STATISTICS (STEELERS)

DATE	OPPONENT	P/S	TACKLES							INTERCEPTIONS				O. FUMB			ST				MISC		SCORE				
			TK	S	A	SK	YDS	TFL	YDS	QBH	NO	YDS	LG	TD	PD	FF	FR	TD	YDS	TK	S	A		FF	FR	S	A
09/11	at Bengals	P	0	0	0	0.0	0.0	0	0	0	0	0	0	0	0	0	0	0	0	0	0	0	0	0	0	W	23-20+
09/18	Patriots	P	0	0	0	0.0	0.0	0	0	0	0	0	0	0	0	0	0	0	0	1	1	0	0	0	0	L	14-17
09/22	at Browns	P	0	0	0	0.0	0.0	0	0	0	0	0	0	0	0	0	0	0	2	2	0	0	0	0	0	L	17-29
10/02	Jets	P	0	0	0	0.0	0.0	0	0	0	0	0	0	0	0	0	0	0	0	0	0	0	1	0	0	L	20-24
10/09	at Bills	P	5	5	0	0.0	0.0	0	0	0	0	0	0	1	0	0	0	0	0	0	0	0	0	0	0	L	3-38
10/16	Buccaneers	S	3	2	1	0.0	0.0	0	0	0	0	0	0	0	0	0	0	0	0	0	0	0	0	0	W	20-18	
10/23	at Dolphins	S	3	3	0	0.0	0.0	0	0	0	0	0	0	0	0	0	0	0	0	0	0	0	0	0	L	10-16	
10/30	at Eagles	P	2	2	0	0.0	0.0	0	0	0	0	0	0	1	0	0	0	0	0	0	0	0	0	0	L	13-35	
11/13	Saints	P	0	0	0	0.0	0.0	0	0	0	0	0	0	0	0	0	0	0	1	0	1	0	0	0	W	20-10	
11/20	Bengals	P	0	0	0	0.0	0.0	0	0	0	0	0	0	0	0	0	0	0	1	1	0	0	0	0	L	30-37	
11/28	at Colts	P	0	0	0	0.0	0.0	0	0	1	0	0	0	1	0	0	0	0	0	0	0	0	0	0	W	24-17	
12/04	at Falcons	P	1	1	0	0.0	0.0	0	0	0	0	0	0	0	0	0	0	0	0	0	0	0	0	0	W	19-16	
12/11	Ravens	P	2	1	1	0.0	0.0	0	0	0	0	0	0	0	0	0	0	0	0	0	0	0	0	0	L	14-16	
12/18	at Panthers	P	2	1	1	0.0	0.0	0	0	0	0	0	0	0	0	0	0	0	1	0	1	0	0	0	W	24-16	
12/24	Raiders	P	0	0	0	0.0	0.0	0	0	0	0	0	0	0	0	0	0	0	0	0	0	0	0	0	W	13-10	
01/01	at Ravens	P	0	0	0	0.0	0.0	0	0	0	0	0	0	0	0	0	0	0	1	0	1	0	0	0	W	16-13	
01/08	Browns	P	2	1	1	0.0	0.0	0	0	0	0	0	0	1	0	0	0	0	2	1	1	0	0	0	W	28-14	
2022 TOTALS		17-2	20	16	4	0.0	0.0	0	0	0	1	0	0	0	4	0	0	0	9	5	4	0	1	0	0	9-8	

+ - Overtime

2021 GAME-BY-GAME REGULAR-SEASON STATISTICS (STEELERS)

DATE	OPPONENT	P/S	TACKLES							INTERCEPTIONS				O. FUMB			ST				MISC		SCORE			
			TK	S	A	SK	YDS	TFL	YDS	QBH	NO	YDS	LG	TD	PD	FF	FR	TD	YDS	TK	S	A		FF	FR	S
09/12	at Bills	P	6	6	0	0.0	0.0	0	0	0	0	0	0	0	1	0	0	0	1	0	1	0	0	0	W	23-16
09/19	Raiders	S	6	6	0	0.0	0.0	0	0	0	0	0	0	0	0	0	0	0	1	0	1	0	0	0	L	17-26
09/26	Bengals	P	0	0	0	0.0	0.0	0	0	0	0	0	0	1	0	0	0	0	1	1	0	0	0	0	L	10-24
10/03	at Packers	P	1	1	0	0.0	0.0	0	0	0	0	0	0	0	0	0	0	0	0	0	0	0	0	0	L	17-27
10/10	Broncos	S	6	6	0	0.0	0.0	0	0	1	0	0	0	2	0	0	0	0	0	0	0	0	0	0	W	27-19
10/17	Seahawks	P	3	2	1	0.0	0.0	0	0	0	0	0	0	0	1	0	0	0	1	0	1	0	0	0	W	23-20+
10/31	at Browns	P	0	0	0	0.0	0.0	0	0	0	0	0	0	0	0	0	0	0	0	0	0	0	0	0	W	15-10
11/08	Bears	P	1	1	0	0.0	0.0	0	0	0	0	0	0	0	0	0	0	0	1	1	0	1	0	0	W	29-27
11/14	Lions	P	5	4	1	0.0	0.0	0	0	0	0	0	0	0	0	0	0	0	2	0	2	0	0	0	T	16-16
11/21	at Chargers	S	5	5	0	0.0	0.0	0	0	0	0	0	0	0	0	0	0	0	0	0	0	0	0	0	L	37-41
11/28	at Bengals	S	4	3	1	0.0	0.0	0	0	0	0	0	0	0	0	0	0	0	0	0	0	0	0	0	L	10-41
12/05	Ravens	P	0	0	0	0.0	0.0	0	0	0	0	0	0	0	0	0	0	0	1	0	1	0	0	0	W	20-19
12/09	at Vikings	P	0	0	0	0.0	0.0	0	0	0	0	0	0	0	0	0	0	0	0	0	0	0	0	0	L	28-36
12/19	Titans	P	0	0	0	0.0	0.0	0	0	0	0	0	0	0	0	0	0	0	1	1	0	1	0	0	W	19-13
12/26	at Chiefs	P	0	0	0	0.0	0.0	0	0	0	0	0	0	0	0	0	0	0	0	0	0	0	0	0	L	10-36
01/03	Browns	P	0	0	0	0.0	0.0	0	0	0	0	0	0	0	0	0	0	0	0	0	0	0	0	0	W	26-14
01/09	at Ravens	P	0	0	0	0.0	0.0	0	0	0	0	0	0	0	0	0	0	0	1	0	1	0	0	0	W	16-13+
2021 TOTALS		17-4	37	34	3	0.0	0.0	0	0	0	1	0	0	0	4	1	0	0	10	3	7	2	0	0	0	9-7-1

+ - Overtime

2020 GAME-BY-GAME REGULAR-SEASON STATISTICS (STEELERS)

DATE	OPPONENT	P/S	TACKLES							INTERCEPTIONS				O. FUMB			ST				MISC		SCORE			
			TK	S	A	SK	YDS	TFL	YDS	QBH	NO	YDS	LG	TD	PD	FF	FR	TD	YDS	TK	S	A		FF	FR	S
09/14	at Giants	P	0	0	0	0.0	0.0	0	0	0	0	0	0	0	0	0	0	0	0	0	0	0	0	0	W	26-16
09/20	Broncos	P	0	0	0	0.0	0.0	0	0	0	0	0	0	0	0	0	0	0	0	0	0	0	0	0	W	26-21
09/27	Texans	P	0	0	0	0.0	0.0	0	0	0	0	0	0	0	0	0	0	0	0	0	0	0	0	0	W	28-21
10/11	Eagles	P	0	0	0	0.0	0.0	0	0	0	0	0	0	0	0	0	0	0	1	1	0	0	0	0	W	38-29
10/18	Browns	P	0	0	0	0.0	0.0	0	0	0	0	0	0	0	0	0	0	0	1	1	0	0	0	0	W	38-7
10/25	at Titans	P	0	0	0	0.0	0.0	0	0	0	0	0	0	0	0	0	0	0	2	2	0	0	0	0	W	27-24
11/01	at Ravens	P	0	0	0	0.0	0.0	0	0	0	0	0	0	0	0	0	0	0	0	0	0	0	0	0	W	28-24
11/08	at Cowboys	P	0	0	0	0.0	0.0	0	0	0	0	0	0	0	0	0	0	0	1	0	0	0	0	0	W	24-19
11/15	Bengals	P	0	0	0	0.0	0.0	0	0	0	0	0	0	0	0	0	0	0	0	0	0	0	0	0	W	36-10
11/22	at Jaguars	P	1	1	0	0.0	0.0	1	1	0	0	0	0	0	0	0	0	0	1	0	0	0	0	0	W	27-3
12/02	Ravens	P	0	0	0	0.0	0.0	0	0	0	0	0	0	0	0	0	0	0	1	0	1	0	0	0	W	19-14
12/07	Football Team	P	0	0	0	0.0	0.0	0	0	0	0	0	0	0	0	0	0	0	0	0	0	0	0	0	L	17-23
12/13	at Bills	P	0	0	0	0.0	0.0	0	0	0	0	0	0	0	0	0	0	0	0	0	0	0	0	0	L	15-26
12/21	at Bengals	P	0	0	0	0.0	0.0	0	0	0	0	0	0	0	0	0	0	0	0	0	0	0	0	0	L	17-27
12/27	Colts	P	0	0	0	0.0	0.0	0	0	0	0	0	0	0	0	0	0	0	1	0	1	0	0	0	W	28-24
01/03	at Browns	P	0	0	0	0.0	0.0	0	0	0	0	0	0	0	0	0	0	0	1	0	1	0	0	0	L	22-24
2020 TOTALS		16-0	1	1	0	0.0	0.0	1	1	0	0	0	0	0	0	0	0	0	9	6	3	0	0	0	0	12-4

2023 GAME-BY-GAME POSTSEASON STATISTICS (STEELERS)

DATE	OPPONENT	P/S	TACKLES							INTERCEPTIONS				O. FUMB			ST				MISC		SCORE				
			TK	S	A	SK	YDS	TFL	YDS	QBH	NO	YDS	LG	TD	PD	FF	FR	TD	YDS	TK	S	A		FF	FR	S	A
01/15	at Bills	P	0	0	0	0.0	0.0	0	0	0	0	0	0	0	0	0	0	0	0	0	0	0	0	0	0	L	17-31
2023 TOTALS		1-0	0	0	0	0.0	0.0	0	0	0	0	0	0	0	0	0	0	0	0	0	0	0	0	0	0	0	0-1

24

CORNERBACK
JOEY PORTER JR.

HEIGHT: 6-2
WEIGHT: 193
BORN: July 26, 2000
COLLEGE: Penn State

BIRTHPLACE: Bakersfield, CA
HOW ACQUIRED: D2a '23
NFL EXPERIENCE: R

JOEY PORTER JR.'S NFL REGULAR SEASON DEFENSIVE STATISTICS

DATE	TEAM	GP	GS	TACKLES							INTERCEPTIONS							O. FUMB			ST			MISC		
				TK	S	A	TFL	YDS	SK	YDS	QBH	NO	YDS	LG	TD	PD	FF	FR	TD	YDS	TK	S	A	FF	FR	S
2023	Steelers	17	11	42	32	10	1	5	0.0	0.0	0	1	0	0	10	0	0	0	0	0	1	0	1	0	0	0
NFL TOTALS		17	11	42	32	10	1	5	0.0	0.0	0	1	0	0	10	0	0	0	0	0	1	0	1	0	0	

JOEY PORTER JR.'S NFL POSTSEASON DEFENSIVE STATISTICS

DATE	TEAM	GP	GS	TACKLES							INTERCEPTIONS							O. FUMB			ST			MISC		
				TK	S	A	TFL	YDS	SK	YDS	QBH	NO	YDS	LG	TD	PD	FF	FR	TD	YDS	TK	S	A	FF	FR	S
2023	Steelers	1	1	2	2	0	0	0	0.0	0.0	0	0	0	0	0	0	0	0	0	0	0	0	0	0	0	
NFL TOTALS		1	1	2	2	0	0	0	0.0	0.0	0	0	0	0	0	0	0	0	0	0	0	0	0	0	0	

SINGLE-GAME HIGHS: DEFENSIVE

- Total Tackles: 6 at Cleveland Browns, Nov 19, 2023
5 vs. Jacksonville Jaguars, Oct 29, 2023
- Solo Tackles: 5 at Cleveland Browns, Nov 19, 2023
4 vs. New England Patriots, Dec 07, 2023
...1 more at 4.
- Passes Defensed: 1 at Seattle Seahawks, Dec 31, 2023
1 vs. Cincinnati Bengals, Dec 23, 2023
...8 more at 1.
- Tackles For Loss: 1 vs. Green Bay Packers, Nov 12, 2023
- Interceptions: 1 vs. Baltimore Ravens, Oct 08, 2023

SINGLE-GAME HIGHS - POSTSEASON: DEFENSIVE

- Total Tackles: 2 at Buffalo Bills, Jan 15, 2024
- Solo Tackles: 2 at Buffalo Bills, Jan 15, 2024

2023 GAME-BY-GAME REGULAR-SEASON STATISTICS (STEELERS)

DATE	OPPONENT	P/S	TACKLES							INTERCEPTIONS							O. FUMB			ST			MISC				
			TK	S	A	SK	YDS	TFL	YDS	QBH	NO	YDS	LG	TD	PD	FF	FR	TD	YDS	TK	S	A	FF	FR	S	A	W/L
09/10	49ers	P	1	1	0	0.0	0.0	0	0	0	0	0	0	0	0	0	0	0	0	0	0	0	0	0	0	L	7-30
09/18	Browns	P	0	0	0	0.0	0.0	0	0	0	0	0	0	1	0	0	0	0	0	0	0	0	0	0	0	W	26-22
09/24	at Raiders	P	2	2	0	0.0	0.0	0	0	0	0	0	0	0	0	0	0	0	0	0	0	0	0	0	0	W	23-18
10/01	at Texans	P	0	0	0	0.0	0.0	0	0	0	0	0	0	0	0	0	0	0	0	0	0	0	0	0	0	L	6-30
10/08	Ravens	P	2	0	2	0.0	0.0	0	0	0	1	0	0	0	1	0	0	0	0	0	0	0	0	0	0	W	17-10
10/22	at Rams	P	3	2	1	0.0	0.0	0	0	0	0	0	0	1	0	0	0	0	0	0	0	0	0	0	0	W	24-17
10/29	Jaguars	S	5	4	1	0.0	0.0	0	0	0	0	0	0	0	0	0	0	0	0	0	0	0	0	0	0	L	10-20
11/02	Titans	S	3	3	0	0.0	0.0	0	0	0	0	0	0	1	0	0	0	0	0	0	0	0	0	0	0	W	20-16
11/12	Packers	S	4	3	1	0.0	0.0	1	5	0	0	0	0	0	0	0	0	0	0	0	0	0	0	0	0	W	23-19
11/19	at Browns	S	6	5	1	0.0	0.0	0	0	0	0	0	0	0	1	0	0	0	0	0	0	0	0	0	0	L	10-13
11/26	at Bengals	S	2	1	1	0.0	0.0	0	0	0	0	0	0	1	0	0	0	0	0	0	0	0	0	0	0	W	16-10
12/03	Cardinals	S	4	2	2	0.0	0.0	0	0	0	0	0	0	0	0	0	0	0	0	0	0	0	0	0	0	L	10-24
12/07	Patriots	S	4	4	0	0.0	0.0	0	0	0	0	0	0	1	0	0	0	0	0	0	0	0	0	0	0	L	18-21
12/16	at Colts	S	3	2	1	0.0	0.0	0	0	0	0	0	0	1	0	0	0	0	0	0	0	0	0	0	0	L	13-30
12/23	Bengals	S	2	2	0	0.0	0.0	0	0	0	0	0	0	1	0	0	0	0	0	0	0	0	0	0	0	W	34-11
12/31	at Seahawks	S	1	1	0	0.0	0.0	0	0	0	0	0	0	0	1	0	0	0	0	0	0	0	0	0	0	W	30-23
01/06	at Ravens	S	0	0	0	0.0	0.0	0	0	0	0	0	0	0	0	0	0	0	0	0	0	0	0	0	0	W	17-10
2023 TOTALS		17-11	42	32	10	0.0	0.0	1	5	0	1	0	0	0	10	0	0	0	0	0	0	0	0	0	0	0	10-7

2023 GAME-BY-GAME POSTSEASON STATISTICS (STEELERS)

DATE	OPPONENT	P/S	TACKLES							INTERCEPTIONS							O. FUMB			ST			MISC					
			TK	S	A	SK	YDS	TFL	YDS	QBH	NO	YDS	LG	TD	PD	FF	FR	TD	YDS	TK	S	A	FF	FR	S	A	W/L	SCORE
01/15	at Bills	S	2	2	0	0.0	0.0	0	0	0	0	0	0	0	0	0	0	0	0	0	0	0	0	0	0	0	L	17-31
2023 TOTALS		1-1	2	2	0	0.0	0.0	0	0	0	0	0	0	0	0	0	0	0	0	0	0	0	0	0	0	0	0-1	

37

SAFETY
ELIJAH RILEY

HEIGHT: 6-0
WEIGHT: 205
BORN: June 12, 1998
COLLEGE: Army

BIRTHPLACE: Port Jefferson, NY
HOW ACQUIRED: W '22 (NYJ)
NFL EXPERIENCE: 3rd year

ELIJAH RILEY'S NFL REGULAR SEASON DEFENSIVE STATISTICS

DATE	TEAM	GP	GS	TACKLES					INTERCEPTIONS					O. FUMB					ST					MISC			
				TK	S	A	TFL	YDS	SK	YDS	QBH	NO	YDS	LG	TD	PD	FF	FR	TD	YDS	TK	S	A	FF	FR	S	A
2020	Eagles	5	0	0	0	0	0	0	0	0.0	0.0	0	0	0	0	0	0	0	0	0	0	0	0	0	0	0	
2021	Eagles	1	0	0	0	0	0	0	0	0.0	0.0	0	0	0	0	0	0	0	0	0	0	0	0	0	0		
Went from Philadelphia to N.Y. Jets.																											
2021	Jets	7	7	45	23	22	3	5	1.0	0.0	1	0	0	0	1	0	0	0	0	0	0	0	0	0	0	0	
2021	TOTAL	8	7	45	23	22	3	5	1.0	0.0	1	0	0	0	1	0	0	0	0	0	0	0	0	0	0	0	
2022	Steelers	4	0	3	2	1	0	0	0.0	0.0	0	0	0	0	0	0	0	0	0	0	0	0	2	1	0	0	
2023	Steelers	13	0	10	5	5	2	7	1.0	2.0	1	0	0	0	0	0	0	0	0	0	0	0	2	0	2	0	
NFL TOTALS		30	7	58	30	28	5	12	2.0	2.0	2	0	0	0	1	0	0	0	0	0	0	0	4	1	3	0	

ELIJAH RILEY'S NFL POSTSEASON DEFENSIVE STATISTICS

DATE	TEAM	GP	GS	TACKLES					INTERCEPTIONS					O. FUMB					ST					MISC		
				TK	S	A	TFL	YDS	SK	YDS	QBH	NO	YDS	LG	TD	PD	FF	FR	TD	YDS	TK	S	A	FF	FR	S
2023	Steelers	0	0	0	0	0	0	0	0.0	0.0	0	0	0	0	0	0	0	0	0	0	0	0	0	0	0	0
NFL TOTALS		0	0	0	0	0	0	0	0.0	0.0	0	0	0	0	0	0	0	0	0	0	0	0	0	0	0	0

SINGLE-GAME HIGHS: DEFENSIVE

- Total Tackles: 10 vs. New Orleans Saints, Dec 12, 2021
- 7 vs. Philadelphia Eagles, Dec 05, 2021
- Solo Tackles: 6 vs. Philadelphia Eagles, Dec 05, 2021
- 4 vs. New Orleans Saints, Dec 12, 2021
- Sacks: 1.0 vs. Philadelphia Eagles, Dec 05, 2021
- Passes Defensed: 1 at Miami Dolphins, Dec 19, 2021
- Tackles For Loss: 1 at Buffalo Bills, Jan 09, 2022
- Special Teams Tackles: 1 vs. Cleveland Browns, Jan 08, 2023
- 1 vs. Tampa Bay Buccaneers, Jan 02, 2022
- ...1 more at 1.
- 1 vs. Las Vegas Raiders, Dec 24, 2022

2023 GAME-BY-GAME REGULAR-SEASON STATISTICS (STEELERS)

DATE	OPPONENT	P/S	TACKLES					INTERCEPTIONS					O. FUMB					ST					MISC		W/L	SCORE				
			TK	S	A	SK	YDS	TFL	YDS	QBH	NO	YDS	LG	TD	PD	FF	FR	TD	YDS	TK	S	A	FF	FR			S	A		
09/10	49ers	P	0	0	0	0.0	0.0	0	0	0	0	0	0	0	0	0	0	0	0	1	0	1	0	0	0	0	L	7-30		
09/18	Browns	P	1	1	0	1.0	2.0	1	2	1	0	0	0	0	0	0	0	0	0	0	0	0	0	0	0	0	0	W	26-22	
09/24	at Raiders	P	0	0	0	0.0	0.0	0	0	0	0	0	0	0	0	0	0	0	0	0	0	0	0	0	0	0	0	W	23-18	
10/01	at Texans	P	0	0	0	0.0	0.0	0	0	0	0	0	0	0	0	0	0	0	0	1	0	1	0	0	0	0	L	6-30		
10/08	Ravens	P	0	0	0	0.0	0.0	0	0	0	0	0	0	0	0	0	0	0	0	0	0	0	0	0	0	0	0	W	17-10	
10/22	at Rams	P	0	0	0	0.0	0.0	0	0	0	0	0	0	0	0	0	0	0	0	0	0	0	0	0	0	0	0	W	24-17	
10/29	Jaguars	P	0	0	0	0.0	0.0	0	0	0	0	0	0	0	0	0	0	0	0	0	0	0	0	0	0	0	0	L	10-20	
11/02	Titans	P	0	0	0	0.0	0.0	0	0	0	0	0	0	0	0	0	0	0	0	0	0	0	0	0	0	0	0	W	20-16	
11/12	Packers	P	3	2	1	0.0	0.0	1	5	0	0	0	0	0	0	0	0	0	0	0	0	0	0	0	0	0	0	W	23-19	
11/19	at Browns																										L	10-13		
11/26	at Bengals																										W	16-10		
12/03	Cardinals																										L	10-24		
12/07	Patriots																										L	18-21		
12/16	at Colts																										L	13-30		
12/23	Bengals																										W	34-11		
12/31	at Seahawks	P	2	1	1	0.0	0.0	0	0	0	0	0	0	0	0	0	0	0	0	0	0	0	0	0	0	0	0	0	W	30-23
01/06	at Ravens	P	0	0	0	0.0	0.0	0	0	0	0	0	0	0	0	0	0	0	0	0	0	0	0	0	0	0	0	W	17-10	
2023 TOTALS			11-0	6	4	2	1.0	2.0	2	7	1	0	0	0	0	0	0	0	0	2	0	2	0	0	0	0	0	10-7		

2022 GAME-BY-GAME REGULAR-SEASON STATISTICS (STEELERS)

DATE	OPPONENT	P/S	TACKLES							INTERCEPTIONS				O. FUMB			ST			MISC		W/L	SCORE				
			TK	S	A	SK	YDS	TFL	YDS	QBH	NO	YDS	LG	TD	PD	FF	FR	TD	YDS	TK	S			A	FF	FR	S
09/11	at Bengals																								W	23-20+	
09/18	Patriots																								L	14-17	
09/22	at Browns																								L	17-29	
10/02	Jets																								L	20-24	
10/09	at Bills																								L	3-38	
10/16	Buccaneers																								W	20-18	
10/23	at Dolphins																								L	10-16	
10/30	at Eagles																								L	13-35	
11/13	Saints																								W	20-10	
11/20	Bengals																								L	30-37	
11/28	at Colts																								W	24-17	
12/04	at Falcons																								W	19-16	
12/11	Ravens																								L	14-16	
12/18	at Panthers																								W	24-16	
12/24	Raiders	P	2	1	1	0.0	0.0	0	0	0	0	0	0	0	0	0	0	0	1	0	1	0	0	0	0	W	13-10
01/01	at Ravens	P	0	0	0	0.0	0.0	0	0	0	0	0	0	0	0	0	0	0	0	0	0	0	0	0	0	W	16-13
01/08	Browns	P	0	0	0	0.0	0.0	0	0	0	0	0	0	0	0	0	0	0	1	1	0	0	0	0	0	W	28-14
2022 TOTALS		3-0	2	1	1	0.0	0.0	0	0	0	0	0	0	0	0	0	0	0	2	1	1	0	0	0	0	9-8	

+ - Overtime

2021 GAME-BY-GAME REGULAR-SEASON STATISTICS (EAGLES/JETS)

DATE	OPPONENT	P/S	TACKLES							INTERCEPTIONS				O. FUMB			ST			MISC		W/L	SCORE				
			TK	S	A	SK	YDS	TFL	YDS	QBH	NO	YDS	LG	TD	PD	FF	FR	TD	YDS	TK	S			A	FF	FR	S
09/12	at Falcons																								W	32-6	
09/19	49ers																								L	11-17	
09/27	at Cowboys																								L	21-41	
10/03	Chiefs																								L	30-42	
10/10	at Panthers																								W	21-18	
10/14	Buccaneers																								L	22-28	
10/24	at Raiders																								L	22-33	
10/31	at Lions																								W	44-6	
11/07	Chargers																								L	24-27	
11/14	Bills																								L	17-45	
11/21	Dolphins	S	6	2	4	0.0	0.0	0	0	0	0	0	0	0	0	0	0	0	0	0	0	0	0	0	0	L	17-24
11/28	at Texans	S	5	3	2	0.0	0.0	1	1	0	0	0	0	0	0	0	0	0	0	0	0	0	0	0	0	W	21-14
12/05	Eagles	S	7	6	1	1.0	0.0	0	0	1	0	0	0	0	0	0	0	0	0	0	0	0	0	0	0	L	18-33
12/12	Saints	S	10	4	6	0.0	0.0	0	0	0	0	0	0	0	0	0	0	0	0	0	0	0	0	0	0	L	9-30
12/19	at Dolphins	S	6	3	3	0.0	0.0	0	0	0	0	0	0	1	0	0	0	0	0	0	0	0	0	0	0	L	24-31
12/26	Jaguars																								W	26-21	
01/02	Buccaneers	S	6	3	3	0.0	0.0	1	2	0	0	0	0	0	0	0	0	0	0	0	0	0	0	0	0	L	24-28
01/09	at Bills	S	5	2	3	0.0	0.0	1	2	0	0	0	0	0	0	0	0	0	0	0	0	0	0	0	0	L	10-27
2021 TOTALS		7-7	45	23	22	1.0	0.0	3	5	1	0	0	0	0	1	0	0	0	0	0	0	0	0	0	0	5-13	

Went from Eagles to Jets.
ON INACTIVE LIST

2020 GAME-BY-GAME REGULAR-SEASON STATISTICS (EAGLES)

DATE	OPPONENT	P/S	TACKLES							INTERCEPTIONS				O. FUMB			ST			MISC		W/L	SCORE				
			TK	S	A	SK	YDS	TFL	YDS	QBH	NO	YDS	LG	TD	PD	FF	FR	TD	YDS	TK	S			A	FF	FR	S
09/13	at Football Team																									L	17-27
10/11	at Steelers	P	0	0	0	0.0	0.0	0	0	0	0	0	0	0	0	0	0	0	0	0	0	0	0	0	0	L	29-38
10/18	Ravens	P	0	0	0	0.0	0.0	0	0	0	0	0	0	0	0	0	0	0	0	0	0	0	0	0	0	L	28-30
12/20	at Cardinals	P	0	0	0	0.0	0.0	0	0	0	0	0	0	0	0	0	0	0	0	0	0	0	0	0	0	L	26-33
12/27	at Cowboys	P	0	0	0	0.0	0.0	0	0	0	0	0	0	0	0	0	0	0	0	0	0	0	0	0	0	L	17-37
01/03	Football Team	P	0	0	0	0.0	0.0	0	0	0	0	0	0	0	0	0	0	0	0	0	0	0	0	0	0	L	14-20
2020 TOTALS		5-0	0	0	0	0.0	0.0	0	0	0	0	0	0	0	0	0	0	0	0	0	0	0	0	0	0	0-6	

DID NOT PLAY

2023 GAME-BY-GAME POSTSEASON STATISTICS (STEELERS)

DATE	OPPONENT	P/S	TACKLES							INTERCEPTIONS				O. FUMB			ST			MISC		W/L	SCORE					
			TK	S	A	SK	YDS	TFL	YDS	QBH	NO	YDS	LG	TD	PD	FF	FR	TD	YDS	TK	S			A	FF	FR	S	A
01/15	at Bills																									L	17-31	
2023 TOTALS			0	0	0	0.0	0.0	0	0	0	0	0	0	0	0	0	0	0	0	0	0	0	0	0	0	0	0-1	

INACTIVE



50

LINEBACKER

ELANDON ROBERTS

HEIGHT: 6-1
 WEIGHT: 238
 BORN: April 22, 1994
 COLLEGE: Houston

BIRTHPLACE: Port Arthur, TX
 HOW ACQUIRED: FA '23
 NFL EXPERIENCE: 8th year

ELANDON ROBERTS' NFL REGULAR SEASON DEFENSIVE STATISTICS

DATE	TEAM	GP	GS	TACKLES					INTERCEPTIONS					O. FUMB			ST			MISC							
				TK	S	A	TFL	YDS	SK	YDS	QBH	NO	YDS	LG	TD	PD	FF	FR	TD	YDS	TK	S	A	FF	FR	S	A
2016	Patriots	13	5	44	25	19	2	5	0.0	0.0	3	0	0	0	0	0	1	0	0	0	1	0	1	0	0	0	0
2017	Patriots	15	14	67	45	22	4	16	2.0	13.0	3	0	0	0	1	0	1	0	0	0	0	0	0	0	0	0	
2018	Patriots	16	11	63	30	33	6	18	1.0	7.0	2	0	0	0	4	0	0	0	0	2	1	1	0	0	0	0	
2019	Patriots	16	3	28	18	10	1	11	1.0	11.0	3	0	0	0	1	0	0	0	0	1	0	1	0	0	0	0	
2020	Dolphins	12	10	61	33	28	8	20	1.5	11.5	4	0	0	0	1	1	0	0	0	0	0	0	0	0	0	0	
2021	Dolphins	17	15	83	42	41	6	14	1.0	7.0	2	1	85	85	1	4	2	0	0	0	0	0	0	0	0	0	
2022	Dolphins	17	17	104	65	39	10	55	4.5	43.0	6	0	0	0	0	0	0	0	0	3	3	0	0	0	0	0	
2023	Steelers	16	15	101	68	33	10	31	2.5	19.5	6	0	0	0	2	0	0	0	0	0	0	0	0	0	0	0	
NFL TOTALS		122	90	551	326	225	47	170	13.5	112.0	29	1	85	85	1	12	4	2	0	0	7	4	3	0	0	0	

ELANDON ROBERTS' NFL POSTSEASON DEFENSIVE STATISTICS

DATE	TEAM	GP	GS	TACKLES					INTERCEPTIONS					O. FUMB			ST			MISC						
				TK	S	A	TFL	YDS	SK	YDS	QBH	NO	YDS	LG	TD	PD	FF	FR	TD	YDS	TK	S	A	FF	FR	S
2016	Patriots	3	2	7	5	2	0	0	0.0	0.0	0	0	0	0	0	0	0	0	0	0	0	0	0	0	0	0
2017	Patriots	3	3	15	7	8	0	0	0.0	0.0	0	0	0	0	0	0	0	0	0	0	0	0	0	0	0	0
2018	Patriots	3	1	7	6	1	1	2	0.0	0.0	0	0	0	0	0	0	0	0	0	0	0	0	0	0	0	0
2019	Patriots	1	1	2	1	1	0	0	0.0	0.0	0	0	0	0	0	0	0	0	0	0	0	0	0	0	0	0
2022	Dolphins	1	1	3	2	1	0	0	0.0	0.0	2	0	0	0	0	0	0	0	0	0	0	0	0	0	0	0
2023	Steelers	1	1	5	3	2	0	0	0.0	0.0	1	0	0	0	1	0	0	0	0	0	0	0	0	0	0	0
NFL TOTALS		12	9	39	24	15	1	2	0.0	0.0	3	0	0	0	1	0	0	0	0	0	0	0	0	0	0	0

SINGLE-GAME HIGHS: DEFENSIVE

- Total Tackles** 15 at Cleveland Browns, Nov 19, 2023
11 vs. New York Jets, Dec 24, 2016
- Solo Tackles** 11 at Cleveland Browns, Nov 19, 2023
8 at Indianapolis Colts, Dec 16, 2023
- Sacks** 2.0 vs. Miami Dolphins, Nov 26, 2017
1.5 vs. Jacksonville Jaguars, Oct 29, 2023
...1 more at 1.5.
- Passes Defensed** 1 vs. New England Patriots, Dec 07, 2023
1 vs. Green Bay Packers, Nov 12, 2023
...10 more at 1.
- Forced Fumbles** 1 at Buffalo Bills, Oct 31, 2021
1 at Las Vegas Raiders, Sep 26, 2021
...2 more at 1.
- Fumble Recoveries** 1 vs. New England Patriots, Dec 20, 2020
1 vs. Carolina Panthers, Oct 01, 2017
- Tackles For Loss** 2 at Cleveland Browns, Nov 19, 2023
2 vs. San Francisco 49ers, Sep 10, 2023
...4 more at 2.
- Interceptions** 1 at Las Vegas Raiders, Sep 26, 2021
- Interception Return Yards** 85 at Las Vegas Raiders, Sep 26, 2021
- Special Teams Tackles** 2 vs. Houston Texans, Sep 09, 2018
1 at New England Patriots, Jan 01, 2023
...4 more at 1.

SINGLE-GAME HIGHS - POSTSEASON: DEFENSIVE

- Total Tackles** 7 vs. Jacksonville Jaguars, Jan 21, 2018
6 vs. Philadelphia Eagles, Feb 04, 2018
5 at Buffalo Bills, Jan 15, 2024
3 at Buffalo Bills, Jan 15, 2023
3 at Kansas City Chiefs, Jan 20, 2019
...2 more at 3.
- Solo Tackles** 3 at Buffalo Bills, Jan 15, 2024
3 at Kansas City Chiefs, Jan 20, 2019
3 vs. Jacksonville Jaguars, Jan 21, 2018
2 at Buffalo Bills, Jan 15, 2023
...5 more at 2.
- Passes Defensed** 1 at Buffalo Bills, Jan 15, 2024
- Tackles For Loss** 1 at Kansas City Chiefs, Jan 20, 2019

2023 GAME-BY-GAME REGULAR-SEASON STATISTICS (STEELERS)

DATE	OPPONENT	P/S	TACKLES							INTERCEPTIONS				O. FUMB			ST				MISC		W/L	SCORE			
			TK	S	A	SK	YDS	TFL	YDS	QBH	NO	YDS	LG	TD	PD	FF	FR	TD	YDS	TK	S	A			FF	FR	S
09/10	49ers	S	8	6	2	0.0	0.0	2	2	0	0	0	0	0	0	0	0	0	0	0	0	0	0	0	0	L	7-30
09/18	Browns	S	2	2	0	0.0	0.0	0	0	0	0	0	0	0	0	0	0	0	0	0	0	0	0	0	0	W	26-22
09/24	at Raiders	S	3	1	2	0.0	0.0	0	0	0	0	0	0	0	0	0	0	0	0	0	0	0	0	0	0	W	23-18
10/01	at Texans	S	10	5	5	0.0	0.0	1	0	2	0	0	0	0	0	0	0	0	0	0	0	0	0	0	0	L	6-30
10/08	Ravens	S	8	5	3	0.0	0.0	0	0	0	0	0	0	0	0	0	0	0	0	0	0	0	0	0	0	W	17-10
10/22	at Rams	P	3	3	0	0.0	0.0	0	0	0	0	0	0	0	0	0	0	0	0	0	0	0	0	0	0	W	24-17
10/29	Jaguars	S	5	4	1	1.5	9.5	1	6	2	0	0	0	0	0	0	0	0	0	0	0	0	0	0	0	L	10-20
11/02	Titans	S	9	4	5	0.0	0.0	1	1	0	0	0	0	0	0	0	0	0	0	0	0	0	0	0	0	W	20-16
11/12	Packers	S	8	6	2	0.0	0.0	1	2	0	0	0	0	1	0	0	0	0	0	0	0	0	0	0	0	W	23-19
11/19	at Browns	S	15	11	4	0.0	0.0	2	4	0	0	0	0	0	0	0	0	0	0	0	0	0	0	0	0	L	10-13
11/26	at Bengals	S	6	4	2	0.0	0.0	1	6	0	0	0	0	0	0	0	0	0	0	0	0	0	0	0	0	W	16-10
12/03	Cardinals	S	3	1	2	0.0	0.0	0	0	0	0	0	0	0	0	0	0	0	0	0	0	0	0	0	0	L	10-24
12/07	Patriots	S	6	2	4	1.0	10.0	1	10	1	0	0	0	1	0	0	0	0	0	0	0	0	0	0	0	L	18-21
12/16	at Colts	S	9	8	1	0.0	0.0	0	0	1	0	0	0	0	0	0	0	0	0	0	0	0	0	0	0	L	13-30
12/23	Bengals	S	5	5	0	0.0	0.0	0	0	0	0	0	0	0	0	0	0	0	0	0	0	0	0	0	0	W	34-11
12/31	at Seahawks	S																								W	30-23
01/06	at Ravens	S	1	1	0	0.0	0.0	0	0	0	0	0	0	0	0	0	0	0	0	0	0	0	0	0	0	W	17-10
2023 TOTALS		16-15	101	68	33	2.5	19.5	10	31	6	0	0	0	0	2	0	0	0	0	0	0	0	0	0	0	10-7	

2022 GAME-BY-GAME REGULAR-SEASON STATISTICS (DOLPHINS)

DATE	OPPONENT	P/S	TACKLES							INTERCEPTIONS				O. FUMB			ST				MISC		W/L	SCORE			
			TK	S	A	SK	YDS	TFL	YDS	QBH	NO	YDS	LG	TD	PD	FF	FR	TD	YDS	TK	S	A			FF	FR	S
09/11	Patriots	S	5	3	2	0.0	0.0	0	0	0	0	0	0	0	0	0	0	0	0	0	0	0	0	0	0	W	20-7
09/18	at Ravens	S	4	2	2	0.0	0.0	1	0	0	0	0	0	0	0	0	0	0	0	0	0	0	0	0	0	W	42-38
09/25	Bills	S	7	3	4	0.0	0.0	1	0	0	0	0	0	0	0	0	0	0	0	0	0	0	0	0	0	W	21-19
09/29	at Bengals	S	4	1	3	0.0	0.0	0	0	0	0	0	0	0	0	0	0	0	0	0	0	0	0	0	0	L	15-27
10/09	at Jets	S	7	4	3	0.0	0.0	1	2	0	0	0	0	0	0	0	0	0	0	0	0	0	0	0	0	L	17-40
10/16	Vikings	S	7	3	4	1.5	10.0	1	8	2	0	0	0	0	0	0	0	0	0	0	0	0	0	0	0	L	16-24
10/23	Steelers	S	3	2	1	0.0	0.0	0	0	0	0	0	0	0	0	0	0	0	0	0	0	0	0	0	0	W	16-10
10/30	at Lions	S	8	4	4	0.0	0.0	0	0	0	0	0	0	0	0	0	0	0	0	0	0	0	0	0	0	W	31-27
11/06	at Bears	S	10	5	5	0.0	0.0	0	0	0	0	0	0	0	0	0	0	0	0	0	0	0	0	0	0	W	35-32
11/13	Browns	S	7	6	1	0.0	0.0	0	0	1	0	0	0	0	0	0	0	0	0	0	0	0	0	0	0	W	39-17
11/27	Texans	S	8	7	1	1.0	8.0	1	8	1	0	0	0	0	0	0	0	1	1	0	0	0	0	0	0	W	30-15
12/04	at 49ers	S	4	2	2	0.0	0.0	1	4	0	0	0	0	0	0	0	0	0	0	0	0	0	0	0	0	L	17-33
12/11	at Chargers	S	6	6	0	0.0	0.0	0	0	0	0	0	0	0	0	0	0	0	0	0	0	0	0	0	0	L	17-23
12/17	at Bills	S	4	4	0	0.0	0.0	1	3	0	0	0	0	0	0	0	0	1	1	0	0	0	0	0	0	L	29-32
12/25	Packers	S	7	4	3	1.0	13.0	1	13	1	0	0	0	0	0	0	0	0	0	0	0	0	0	0	0	L	20-26
01/01	at Patriots	S	9	6	3	1.0	12.0	1	12	1	0	0	0	0	0	0	0	1	1	0	0	0	0	0	0	L	21-23
01/08	Jets	S	4	3	1	0.0	0.0	1	5	0	0	0	0	0	0	0	0	0	0	0	0	0	0	0	0	W	11-6
2022 TOTALS		17-17	104	65	39	4.5	43.0	10	55	6	0	0	0	0	0	0	0	0	0	0	0	0	0	0	0	9-8	

2021 GAME-BY-GAME REGULAR-SEASON STATISTICS (DOLPHINS)

DATE	OPPONENT	P/S	TACKLES							INTERCEPTIONS				O. FUMB			ST				MISC		W/L	SCORE			
			TK	S	A	SK	YDS	TFL	YDS	QBH	NO	YDS	LG	TD	PD	FF	FR	TD	YDS	TK	S	A			FF	FR	S
09/12	at Patriots	S	2	2	0	0.0	0.0	0	0	1	0	0	0	0	1	0	0	0	0	0	0	0	0	0	0	W	17-16
09/19	Bills	P	3	0	3	0.0	0.0	0	0	0	0	0	0	0	0	0	0	0	0	0	0	0	0	0	0	L	0-35
09/26	at Raiders	S	6	3	3	0.0	0.0	0	0	0	1	85	85	1	1	0	0	0	0	0	0	0	0	0	0	L	28-31+
10/03	Colts	S	6	5	1	0.0	0.0	0	0	0	0	0	0	0	0	0	0	0	0	0	0	0	0	0	0	L	17-27
10/10	at Buccaneers	S	3	2	1	0.0	0.0	1	1	0	0	0	0	1	0	0	0	0	0	0	0	0	0	0	0	L	17-45
10/17	at Jets	P	4	2	2	0.0	0.0	0	0	0	0	0	0	0	0	0	0	0	0	0	0	0	0	0	0	L	20-23
10/24	Falcons	S	7	5	2	0.0	0.0	1	0	0	0	0	0	0	0	0	0	0	0	0	0	0	0	0	0	L	28-30
10/31	at Bills	S	4	2	2	0.0	0.0	0	0	0	0	0	0	0	1	0	0	0	0	0	0	0	0	0	0	L	11-26
11/07	Texans	S	7	3	4	0.0	0.0	0	0	0	0	0	0	0	0	0	0	0	0	0	0	0	0	0	0	W	17-9
11/11	Ravens	S	6	2	4	1.0	7.0	1	7	1	0	0	0	0	0	0	0	0	0	0	0	0	0	0	0	W	22-10
11/21	at Jets	S	5	3	2	0.0	0.0	0	0	0	0	0	0	0	0	0	0	0	0	0	0	0	0	0	0	W	24-17
11/28	Panthers	S	3	2	1	0.0	0.0	1	1	0	0	0	0	0	0	0	0	0	0	0	0	0	0	0	0	W	33-10
12/05	Giants	S	2	2	0	0.0	0.0	1	5	0	0	0	0	1	0	0	0	0	0	0	0	0	0	0	0	W	20-9
12/19	Jets	S	6	1	5	0.0	0.0	0	0	0	0	0	0	0	0	0	0	0	0	0	0	0	0	0	0	W	31-24
12/27	at Saints	S	7	3	4	0.0	0.0	0	0	0	0	0	0	0	0	0	0	0	0	0	0	0	0	0	0	W	20-3
01/02	at Titans	S	7	3	4	0.0	0.0	1	0	0	0	0	0	0	0	0	0	0	0	0	0	0	0	0	0	L	3-34
01/09	Patriots	S	5	2	3	0.0	0.0	0	0	0	0	0	0	0	0	0	0	0	0	0	0	0	0	0	0	W	33-24
2021 TOTALS		17-15	83	42	41	1.0	7.0	6	14	2	1	85	85	1	4	2	0	0	0	0	0	0	0	0	0	9-8	

+ - Overtime

2020 GAME-BY-GAME REGULAR-SEASON STATISTICS (DOLPHINS)

DATE	OPPONENT	P/S	TACKLES							INTERCEPTIONS				O. FUMB			ST				MISC		W/L	SCORE			
			TK	S	A	SK	YDS	TFL	YDS	QBH	NO	YDS	LG	TD	PD	FF	FR	TD	YDS	TK	S	A			FF	FR	S
09/13	at Patriots	S	4	3	1	0.0	0.0	1	1	0	0	0	0	0	0	0	0	0	0	0	0	0	0	0	0	L	11-21
09/20	Bills																									L	28-31
09/24	at Jaguars	S	7	3	4	0.0	0.0	0	0	1	0	0	0	0	0	0	0	0	0	0	0	0	0	0	0	W	31-13
10/04	Seahawks	S	8	5	3	0.0	0.0	1	1	0	0	0	0	0	1	0	0	0	0	0	0	0	0	0	0	L	23-31
10/11	at 49ers	S	1																								



93

HEIGHT: 5-11
 WEIGHT: 235
 BORN: August 14, 1999
 COLLEGE: Mississippi

BIRTHPLACE: Leesburg, GA
 HOW ACQUIRED: D7a '22
 NFL EXPERIENCE: 2nd year

LINEBACKER

MARK ROBINSON

MARK ROBINSON'S NFL REGULAR SEASON DEFENSIVE STATISTICS

DATE	TEAM	GP	GS	TACKLES							INTERCEPTIONS							O. FUMB			ST			MISC		
				TK	S	A	TFL	YDS	SK	YDS	QBH	NO	YDS	LG	TD	PD	FF	FR	TD	YDS	TK	S	A	FF	FR	S
2022	Steelers	4	2	8	3	5	0	0	0.0	0.0	0	0	0	0	0	0	0	0	0	1	0	1	0	0	0	0
2023	Steelers	17	2	25	19	6	1	8	1.0	8.0	1	0	0	0	0	1	0	0	5	3	2	0	0	0	0	
NFL TOTALS		21	4	33	22	11	1	8	1.0	8.0	1	0	0	0	0	1	0	0	6	3	3	0	0	0	0	

MARK ROBINSON'S NFL POSTSEASON DEFENSIVE STATISTICS

DATE	TEAM	GP	GS	TACKLES							INTERCEPTIONS							O. FUMB			ST			MISC		
				TK	S	A	TFL	YDS	SK	YDS	QBH	NO	YDS	LG	TD	PD	FF	FR	TD	YDS	TK	S	A	FF	FR	S
2023	Steelers	1	0	5	3	2	0	0	0.0	0.0	0	0	0	0	0	0	0	0	0	0	0	0	0	0	0	
NFL TOTALS		1	0	5	3	2	0	0	0.0	0.0	0	0	0	0	0	0	0	0	0	0	0	0	0	0	0	

SINGLE-GAME HIGHS: DEFENSIVE

Total Tackles 7 vs. Arizona Cardinals, Dec 03, 2023
 7 at Baltimore Ravens, Jan 01, 2024
 Solo Tackles 4 at Baltimore Ravens, Jan 06, 2024
 4 vs. Arizona Cardinals, Dec 03, 2023
 Sacks 1.0 at Baltimore Ravens, Jan 06, 2024

Forced Fumbles 1 at Baltimore Ravens, Jan 06, 2024
 Tackles For Loss 1 at Baltimore Ravens, Jan 06, 2024
 Special Teams Tackles 2 at Las Vegas Raiders, Sep 24, 2023
 1 vs. Cleveland Browns, Jan 08, 2023

SINGLE-GAME HIGHS - POSTSEASON: DEFENSIVE

Total Tackles 5 at Buffalo Bills, Jan 15, 2024

Solo Tackles 3 at Buffalo Bills, Jan 15, 2024

2023 GAME-BY-GAME REGULAR-SEASON STATISTICS (STEELERS)

DATE	OPPONENT	P/S	TACKLES							INTERCEPTIONS							O. FUMB			ST			MISC			W/L	SCORE
			TK	S	A	SK	YDS	TFL	YDS	QBH	NO	YDS	LG	TD	PD	FF	FR	TD	YDS	TK	S	A	FF	FR	S		
09/10	49ers	P	0	0	0	0.0	0.0	0	0	0	0	0	0	0	0	0	0	0	0	0	0	0	0	0	0	L	7-30
09/18	Browns	P	0	0	0	0.0	0.0	0	0	0	0	0	0	0	0	0	0	0	0	0	0	0	0	0	0	W	26-22
09/24	at Raiders	P	2	2	0	0.0	0.0	0	0	0	0	0	0	0	0	0	0	2	2	0	0	0	0	0	0	W	23-18
10/01	at Texans	P	0	0	0	0.0	0.0	0	0	0	0	0	0	0	0	0	0	0	0	0	0	0	0	0	0	L	6-30
10/08	Ravens	P	0	0	0	0.0	0.0	0	0	0	0	0	0	0	0	0	0	0	0	0	0	0	0	0	0	W	17-10
10/22	at Rams	P	0	0	0	0.0	0.0	0	0	0	0	0	0	0	0	0	0	0	0	0	0	0	0	0	0	W	24-17
10/29	Jaguars	P	0	0	0	0.0	0.0	0	0	0	0	0	0	0	0	0	0	0	0	0	0	0	0	0	0	L	10-20
11/02	Titans	P	0	0	0	0.0	0.0	0	0	0	0	0	0	0	0	0	0	0	1	1	0	0	0	0	0	W	20-16
11/12	Packers	P	3	2	1	0.0	0.0	0	0	0	0	0	0	0	0	0	0	0	0	0	0	0	0	0	0	W	23-19
11/19	at Browns	P	0	0	0	0.0	0.0	0	0	0	0	0	0	0	0	0	0	0	1	0	1	0	0	0	0	L	10-13
11/26	at Bengals	P	0	0	0	0.0	0.0	0	0	0	0	0	0	0	0	0	0	0	0	0	0	0	0	0	0	W	16-10
12/03	Cardinals	P	7	4	3	0.0	0.0	0	0	0	0	0	0	0	0	0	0	0	1	0	1	0	0	0	0	L	10-24
12/07	Patriots	P	1	1	0	0.0	0.0	0	0	0	0	0	0	0	0	0	0	0	0	0	0	0	0	0	0	L	18-21
12/16	at Colts	S	3	3	0	0.0	0.0	0	0	0	0	0	0	0	0	0	0	0	0	0	0	0	0	0	0	L	13-30
12/23	Bengals	P	2	2	0	0.0	0.0	0	0	0	0	0	0	0	0	0	0	0	0	0	0	0	0	0	0	W	34-11
12/31	at Seahawks	S	2	1	1	0.0	0.0	0	0	0	0	0	0	0	0	0	0	0	0	0	0	0	0	0	0	W	30-23
01/06	at Ravens	P	5	4	1	1.0	8.0	1	8	1	0	0	0	0	0	1	0	0	0	0	0	0	0	0	0	W	17-10
2023 TOTALS		17-2	25	19	6	1.0	8.0	1	8	1	0	0	0	0	0	1	0	0	5	3	2	0	0	0	0	10-7	


2022 GAME-BY-GAME REGULAR-SEASON STATISTICS (STEELERS)

DATE	OPPONENT	P/S	TACKLES							INTERCEPTIONS					O. FUMB				ST				MISC		W/L	SCORE		
			TK	S	A	SK	YDS	TFL	YDS	QBH	NO	YDS	LG	TD	PD	FF	FR	TD	YDS	TK	S	A	FF	FR			S	A
09/11	at Bengals									ON INACTIVE LIST																	W	23-20+
09/18	Patriots									ON INACTIVE LIST																	L	14-17
09/22	at Browns									INACTIVE																	L	17-29
10/02	Jets									ON INACTIVE LIST																	L	20-24
10/09	at Bills									ON INACTIVE LIST																	L	3-38
10/16	Buccaneers	P	0	0	0	0.0	0.0	0	0	0	0	0	0	0	0	0	0	0	0	0	0	0	0	0	0	0	W	20-18
10/23	at Dolphins									ON INACTIVE LIST																	L	10-16
10/30	at Eagles									ON INACTIVE LIST																	L	13-35
11/13	Saints									ON INACTIVE LIST																	W	20-10
11/20	Bengals									ON INACTIVE LIST																	L	30-37
11/28	at Colts									DID NOT PLAY (NON-INJURY)																	W	24-17
12/04	at Falcons									ON INACTIVE LIST																	W	19-16
12/11	Ravens									ON INACTIVE LIST																	L	14-16
12/18	at Panthers	P	0	0	0	0.0	0.0	0	0	0	0	0	0	0	0	0	0	0	0	0	0	0	0	0	0	W	24-16	
12/24	Raiders									INACTIVE																	W	13-10
01/01	at Ravens	S	7	2	5	0.0	0.0	0	0	0	0	0	0	0	0	0	0	0	0	0	0	0	0	0	0	W	16-13	
01/08	Browns	S	1	1	0	0.0	0.0	0	0	0	0	0	0	0	0	0	0	0	1	0	1	0	0	0	0	W	28-14	
2022 TOTALS		4-2	8	3	5	0.0	0.0	0	0	0	0	0	0	0	0	0	0	1	0	1	0	0	0	0	9-8			

+- Overtime

2023 GAME-BY-GAME POSTSEASON STATISTICS (STEELERS)

DATE	OPPONENT	P/S	TACKLES							INTERCEPTIONS					O. FUMB				ST				MISC		W/L	SCORE	
			TK	S	A	SK	YDS	TFL	YDS	QBH	NO	YDS	LG	TD	PD	FF	FR	TD	YDS	TK	S	A	FF	FR			S
01/15	at Bills	P	5	3	2	0.0	0.0	0	0	0	0	0	0	0	0	0	0	0	0	0	0	0	0	0	0	L	17-31
2023 TOTALS		1-0	5	3	2	0.0	0.0	0	0	0	0	0	0	0	0	0	0	0	0	0	0	0	0	0	0-1		



11

WIDE RECEIVER

ALLEN ROBINSON II

HEIGHT: 6-2
WEIGHT: 220
BORN: August 24, 1993
COLLEGE: Penn State
BIRTHPLACE: Detroit, MI
HOW ACQUIRED: TR '23 (LAR)
NFL EXPERIENCE: 10th year



COMMUNITY

- ✦ 2019 Walter Payton Man of the Year nominee (Chicago Bears)
- ✦ Involved in the Chicago community through the team and his "Within Reach Foundation," which aimed to provide educational opportunities and resources to low-income and inner-city Chicago students to help put success within reach
- ✦ Launched the foundation's first Reach for a Book Reading Zone in Chicago at the Gantz Boys & Girls Club
- ✦ Held fundraising event, which raised more than \$135,000 to support his mission
- ✦ Hosted Operation Elf event, during which he visited with 25 kids from Chicago Youth Centers, took them on a shopping spree and gave them each an autographed football
- ✦ Routinely purchased six tickets to home games to be donated to local charities
- ✦ Robinson's Within Reach Foundation: www.allenrobinson12.org

ALLEN ROBINSON II'S NFL REGULAR SEASON RUSHING/RECEIVING STATISTICS

DATE	TEAM	GP	GS	RECEIVING					RUSHING				
				NO.	YDS.	AVG.	LG	TD	NO.	YDS.	AVG.	LG	TD
2014	Jaguars	10	8	48	548	11.4	54	2	0	0	0.0	0	0
2015	Jaguars	16	16	80	1,400	17.5	90t	14	0	0	0.0	0	0
2016	Jaguars	16	16	73	883	12.1	42	6	0	0	0.0	0	0
2017	Jaguars	1	1	1	17	17.0	17	0	0	0	0.0	0	0
2018	Bears	13	12	55	754	13.7	43	4	1	9	9.0	9	0
2019	Bears	16	15	98	1,147	11.7	49	7	1	2	2.0	2	0
2020	Bears	16	16	102	1,250	12.3	42	6	1	-1	-1.0	-1	0
2021	Bears	12	12	38	410	10.8	39	1	0	0	0.0	0	0
2022	Rams	10	10	33	339	10.3	29	3	0	0	0.0	0	0
2023	Steelers	17	17	34	280	8.2	31	0	0	0	0.0	0	0
NFL TOTALS		127	123	562	7,028	12.5	90T	43	3	10	3.3	9	0

ALLEN ROBINSON II'S NFL POSTSEASON RUSHING/RECEIVING STATISTICS

DATE	TEAM	GP	GS	RECEIVING					RUSHING				
				NO.	YDS.	AVG.	LG	TD	NO.	YDS.	AVG.	LG	TD
2017	Jaguars	0	0	0	0	0.0	0	0	0	0	0.0	0	0
2018	Bears	1	1	10	143	14.3	45	1	0	0	0.0	0	0
2020	Bears	1	1	6	55	9.2	21	0	0	0	0.0	0	0
2023	Steelers	1	1	2	12	6.0	13	0	0	0	0.0	0	0
NFL TOTALS		3	3	18	210	11.7	45	1	0	0	0.0	0	0

ALLEN ROBINSON II'S NFL REGULAR SEASON RETURN STATISTICS

DATE	TEAM	KICKOFF RETURNS					PUNT RETURNS					
		RET.	YDS.	AVG.	LG	TD	NO.	FC	YDS.	AVG.	LG	TD
2014	Jaguars	0	0	0.0	0	0	0	0	0	0.0	0	0
2015	Jaguars	0	0	0.0	0	0	0	0	0	0.0	0	0
2016	Jaguars	0	0	0.0	0	0	0	0	0	0.0	0	0
2017	Jaguars	0	0	0.0	0	0	0	0	0	0.0	0	0
2018	Bears	0	0	0.0	0	0	0	0	0	0.0	0	0
2019	Bears	0	0	0.0	0	0	0	0	0	0.0	0	0
2020	Bears	0	0	0.0	0	0	0	0	0	0.0	0	0
2021	Bears	0	0	0.0	0	0	0	0	0	0.0	0	0
2022	Rams	0	0	0.0	0	0	0	0	0	0.0	0	0
2023	Steelers	0	0	0.0	0	0	0	0	0	0.0	0	0
NFL TOTALS		0	0	0.0	0	0	0	0	0	0.0	0	0

ALLEN ROBINSON II'S NFL POSTSEASON RETURN STATISTICS

DATE	TEAM	KICKOFF RETURNS					PUNT RETURNS					
		RET.	YDS.	AVG.	LG	TD	NO.	FC	YDS.	AVG.	LG	TD
2017	Jaguars	0	0	0.0	0	0	0	0	0	0.0	0	0
2018	Bears	0	0	0.0	0	0	0	0	0	0.0	0	0
2020	Bears	0	0	0.0	0	0	0	0	0	0.0	0	0
2023	Steelers	0	0	0.0	0	0	0	0	0	0.0	0	0
NFL TOTALS		0	0	0.0	0	0	0	0	0	0.0	0	0

SINGLE-GAME HIGHS: RUSHING/RECEIVING

Rush Attempts	1 at Detroit Lions, Sep 13, 2020 1 at Minnesota Vikings, Dec 29, 2019 ...1 more at 1.	Longest Receptions	90t at New Orleans Saints, Dec 27, 2015 54 at Washington Redskins, Sep 14, 2014
Rushing Yards	9 at San Francisco 49ers, Dec 23, 2018 2 at Minnesota Vikings, Dec 29, 2019	Receiving TDs	3 at Tennessee Titans, Dec 06, 2015 2 at Green Bay Packers, Nov 29, 2020 ...6 more at 2.
Longest Runs	9 at San Francisco 49ers, Dec 23, 2018 2 at Minnesota Vikings, Dec 29, 2019	All-Purpose Yards	155 vs. Miami Dolphins, Sep 20, 2015 153 at Tennessee Titans, Dec 06, 2015
Receptions	10 at Jacksonville Jaguars, Dec 27, 2020 10 vs. Tampa Bay Buccaneers, Oct 08, 2020 ...4 more at 10.	Most TDs	3 at Tennessee Titans, Dec 06, 2015 2 at Green Bay Packers, Nov 29, 2020 ...6 more at 2.
Receiving Yards	155 vs. Miami Dolphins, Sep 20, 2015 153 at Tennessee Titans, Dec 06, 2015	Miscellaneous Tackles	1 vs. New York Giants, Jan 02, 2022 1 at Tampa Bay Buccaneers, Oct 24, 2021 ...7 more at 1.
Receiving Average	25.8 vs. Miami Dolphins, Sep 20, 2015 25.2 at New Orleans Saints, Dec 27, 2015		

SINGLE-GAME HIGHS - POSTSEASON: RECEIVING

Receptions	10 vs. Philadelphia Eagles, Jan 06, 2019 6 at New Orleans Saints, Jan 10, 2021 2 at Buffalo Bills, Jan 15, 2024	Receiving TDs	1 vs. Philadelphia Eagles, Jan 06, 2019
Receiving Yards	143 vs. Philadelphia Eagles, Jan 06, 2019 55 at New Orleans Saints, Jan 10, 2021 12 at Buffalo Bills, Jan 15, 2024	All-Purpose Yards	143 vs. Philadelphia Eagles, Jan 06, 2019 55 at New Orleans Saints, Jan 10, 2021 12 at Buffalo Bills, Jan 15, 2024
Receiving Average	14.3 vs. Philadelphia Eagles, Jan 06, 2019 9.2 at New Orleans Saints, Jan 10, 2021	Most TDs	1 vs. Philadelphia Eagles, Jan 06, 2019
Longest Receptions	45 vs. Philadelphia Eagles, Jan 06, 2019 25 vs. Philadelphia Eagles, Jan 06, 2019 22t vs. Philadelphia Eagles, Jan 06, 2019 21 at New Orleans Saints, Jan 10, 2021 15 at New Orleans Saints, Jan 10, 2021		

100-YARD RECEIVING GAMES (16): REGULAR SEASON

DATE	TEAM	NO.	YDS.	AVG.	LG	TD
09/20/15	DOLPHINS	6	155	25.8	52	2
11/08/15	at Jets	6	121	20.2	44	0
11/19/15	TITANS	5	113	22.6	38	0
12/06/15	at Titans	10	153	15.3	44	3
12/27/15	at Saints	6	151	25.2	90t	1
01/03/16	at Texans	5	108	21.6	36	0
11/13/16	TEXANS	9	107	11.9	19	1
12/24/16	TITANS	9	147	16.3	37	0
11/11/18	LIONS	6	133	22.2	36t	2
09/05/19	PACKERS	7	102	14.6	27	0
11/24/19	GIANTS	6	131	21.8	49	1
12/15/19	at Packers	7	125	17.9	34	0
09/27/20	at Falcons	10	123	12.3	37t	1
10/04/20	COLTS	7	101	14.4	27	1
12/13/20	TEXANS	9	123	13.7	35	1
12/27/20	at Jaguars	10	103	10.3	21	0

100-YARD RECEIVING GAMES (1): POSTSEASON

DATE	TEAM	NO.	YDS.	AVG.	LG	TD
01/06/19	EAGLES	10	143	14.3	45	1

2023 GAME-BY-GAME REGULAR-SEASON STATISTICS (STEELERS)

DATE	OPPONENT	P/S	RECEIVING					RUSHING					W/L	SCORE
			NO.	YDS.	AVG.	LG	TD	NO.	YDS.	AVG.	LG	TD		
09/10	49ers	S	5	64	12.8	31	0	0	0	0.0	0	0	L	7-30
09/18	Browns	S	2	12	6.0	7	0	0	0	0.0	0	0	W	26-22
09/24	at Raiders	S	4	24	6.0	8	0	0	0	0.0	0	0	W	23-18
10/01	at Texans	S	1	8	8.0	8	0	0	0	0.0	0	0	L	6-30
10/08	Ravens	S	5	29	5.8	10	0	0	0	0.0	0	0	W	17-10
10/22	at Rams	S	1	7	7.0	7	0	0	0	0.0	0	0	W	24-17
10/29	Jaguars	S	0	0	0.0	0	0	0	0	0.0	0	0	L	10-20
11/02	Titans	S	1	10	10.0	10	0	0	0	0.0	0	0	W	20-16
11/12	Packers	S	0	0	0.0	0	0	0	0	0.0	0	0	W	23-19
11/19	at Browns	S	3	20	6.7	11	0	0	0	0.0	0	0	L	10-13
11/26	at Bengals	S	1	11	11.0	11	0	0	0	0.0	0	0	W	16-10
12/03	Cardinals	S	3	19	6.3	8	0	0	0	0.0	0	0	L	10-24
12/07	Patriots	S	1	21	21.0	21	0	0	0	0.0	0	0	L	18-21
12/16	at Colts	S	3	19	6.3	8	0	0	0	0.0	0	0	L	13-30
12/23	Bengals	S	4	36	9.0	14	0	0	0	0.0	0	0	W	34-11
12/31	at Seahawks	S	0	0	0.0	0	0	0	0	0.0	0	0	W	30-23
01/06	at Ravens	S	0	0	0.0	0	0	0	0	0.0	0	0	W	17-10
2023 TOTALS		17-17	34	280	8.2	31	0	0	0	0.0	0	0	10-7	

2022 GAME-BY-GAME REGULAR-SEASON STATISTICS (RAMS)

DATE	OPPONENT	P/S	RECEIVING					RUSHING					W/L	SCORE
			NO.	YDS.	AVG.	LG	TD	NO.	YDS.	AVG.	LG	TD		
09/08	Bills	S	1	12	12.0	12	0	0	0.0	0	0	0	L	10-31
09/18	Falcons	S	4	53	13.3	29	1	0	0.0	0	0	0	W	31-27
09/25	at Cardinals	S	2	23	11.5	15	0	0	0.0	0	0	0	W	20-12
10/03	at 49ers	S	2	7	3.5	5	0	0	0.0	0	0	0	L	9-24
10/09	Cowboys	S	3	12	4.0	6	0	0	0.0	0	0	0	L	10-22
10/16	Panthers	S	5	63	12.6	22	1	0	0.0	0	0	0	W	24-10
10/30	49ers	S	5	54	10.8	23	0	0	0.0	0	0	0	L	14-31
11/06	at Buccaneers	S	3	24	8.0	15	0	0	0.0	0	0	0	L	13-16
11/13	Cardinals	S	4	44	11.0	14	0	0	0.0	0	0	0	L	17-27
11/20	at Saints	S	4	47	11.8	17	1	0	0.0	0	0	0	L	20-27
11/27	at Chiefs												L	10-26
12/04	Seahawks												L	23-27
12/08	Raiders												W	17-16
12/19	at Packers												L	12-24
12/25	Broncos												W	51-14
01/01	at Chargers												L	10-31
01/08	at Seahawks												L	16-19+
2022 TOTALS		10-10	33	339	10.3	29	3	0	0	0.0	0	0	5-12	

+ - Overtime

2021 GAME-BY-GAME REGULAR-SEASON STATISTICS (BEARS)

DATE	OPPONENT	P/S	RECEIVING					RUSHING					W/L	SCORE
			NO.	YDS.	AVG.	LG	TD	NO.	YDS.	AVG.	LG	TD		
09/12	at Rams	S	6	35	5.8	9	0	0	0.0	0	0	0	L	14-34
09/19	Bengals	S	2	24	12.0	13	1	0	0.0	0	0	0	W	20-17
09/26	at Browns	S	2	27	13.5	18	0	0	0.0	0	0	0	L	6-26
10/03	Lions	S	3	63	21.0	28	0	0	0.0	0	0	0	W	24-14
10/10	at Raiders	S	4	32	8.0	12	0	0	0.0	0	0	0	W	20-9
10/17	Packers	S	4	53	13.3	20	0	0	0.0	0	0	0	L	14-24
10/24	at Buccaneers	S	2	16	8.0	12	0	0	0.0	0	0	0	L	3-38
10/31	49ers	S	3	21	7.0	10	0	0	0.0	0	0	0	L	22-33
11/08	at Steelers	S	4	68	17.0	39	0	0	0.0	0	0	0	L	27-29
11/21	Ravens												L	13-16
11/25	at Lions												W	16-14
12/05	Cardinals												L	22-33
12/12	at Packers	S	2	14	7.0	8	0	0	0.0	0	0	0	L	30-45
12/20	Vikings												L	9-17
12/26	at Seahawks												W	25-24
01/02	Giants	S	4	35	8.8	13	0	0	0.0	0	0	0	W	29-3
01/09	at Vikings	S	2	22	11.0	16	0	0	0.0	0	0	0	L	17-31
2021 TOTALS		12-12	38	410	10.8	39	1	0	0	0.0	0	0	6-11	

2020 GAME-BY-GAME REGULAR-SEASON STATISTICS (BEARS)

DATE	OPPONENT	P/S	RECEIVING					RUSHING					W/L	SCORE
			NO.	YDS.	AVG.	LG	TD	NO.	YDS.	AVG.	LG	TD		
09/13	at Lions	S	5	74	14.8	22	0	1	-1	-1.0	-1	0	W	27-23
09/20	Giants	S	3	33	11.0	17	0	0	0.0	0	0	0	W	17-13
09/27	at Falcons	S	10	123	12.3	37t	1	0	0.0	0	0	0	W	30-26
10/04	Colts	S	7	101	14.4	27	1	0	0.0	0	0	0	L	11-19
10/08	Buccaneers	S	10	90	9.0	24	0	0	0.0	0	0	0	W	20-19
10/18	at Panthers	S	5	53	10.6	23	0	0	0.0	0	0	0	W	23-16
10/26	at Rams	S	4	70	17.5	42	0	0	0.0	0	0	0	L	10-24
11/01	Saints	S	6	87	14.5	28	1	0	0.0	0	0	0	L	23-26+
11/08	at Titans	S	7	81	11.6	27	0	0	0.0	0	0	0	L	17-24
11/16	Vikings	S	6	43	7.2	24	0	0	0.0	0	0	0	L	13-19
11/29	at Packers	S	8	74	9.3	20	2	0	0.0	0	0	0	L	25-41
12/06	Lions	S	6	75	12.5	21	0	0	0.0	0	0	0	L	30-34
12/13	Texans	S	9	123	13.7	35	1	0	0.0	0	0	0	W	36-7
12/20	at Vikings	S	4	83	20.8	35	0	0	0.0	0	0	0	W	33-27
12/27	at Jaguars	S	10	103	10.3	21	0	0	0.0	0	0	0	W	41-17
01/03	Packers	S	2	37	18.5	23	0	0	0.0	0	0	0	L	16-35
2020 TOTALS		16-16	102	1,250	12.3	42	6	1	-1	-1.0	-1	0	8-8	

+ - Overtime

2019 GAME-BY-GAME REGULAR-SEASON STATISTICS (BEARS)

DATE	OPPONENT	P/S	RECEIVING					RUSHING					W/L	SCORE
			NO.	YDS.	AVG.	LG	TD	NO.	YDS.	AVG.	LG	TD		
09/05	Packers	P	7	102	14.6	27	0	0	0	0.0	0	0	L	3-10
09/15	at Broncos	S	4	41	10.3	25	0	0	0	0.0	0	0	W	16-14
09/23	at Redskins	S	6	60	10.0	14	0	0	0	0.0	0	0	W	31-15
09/29	Vikings	S	7	77	11.0	25	0	0	0	0.0	0	0	W	16-6
10/06	at Raiders	S	7	97	13.9	32	2	0	0	0.0	0	0	L	21-24
10/20	Saints	S	10	87	8.7	17	1	0	0	0.0	0	0	L	25-36
10/27	Chargers	S	5	62	12.4	31	0	0	0	0.0	0	0	L	16-17
11/03	at Eagles	S	1	6	6.0	6	0	0	0	0.0	0	0	L	14-22
11/10	Lions	S	6	86	14.3	33	0	0	0	0.0	0	0	W	20-13
11/17	at Rams	S	4	15	3.8	6	0	0	0	0.0	0	0	L	7-17
11/24	Giants	S	6	131	21.8	49	1	0	0	0.0	0	0	W	19-14
11/28	at Lions	S	8	86	10.8	16	1	0	0	0.0	0	0	W	24-20
12/05	Cowboys	S	5	48	9.6	22	2	0	0	0.0	0	0	W	31-24
12/15	at Packers	S	7	125	17.9	34	0	0	0	0.0	0	0	L	13-21
12/22	Chiefs	S	6	53	8.8	17	0	0	0	0.0	0	0	L	3-26
12/29	at Vikings	S	9	71	7.9	18	0	1	2	2.0	2	0	W	21-19
2019 TOTALS		16-15	98	1,147	11.7	49	7	1	2	2.0	2	0	8-8	

2018 GAME-BY-GAME REGULAR-SEASON STATISTICS (BEARS)

DATE	OPPONENT	P/S	RECEIVING					RUSHING					W/L	SCORE
			NO.	YDS.	AVG.	LG	TD	NO.	YDS.	AVG.	LG	TD		
09/09	at Packers	P	4	61	15.3	33	0	0	0	0.0	0	0	L	23-24
09/17	Seahawks	S	10	83	8.3	14	0	0	0	0.0	0	0	W	24-17
09/23	at Cardinals	S	3	50	16.7	39	0	0	0	0.0	0	0	W	16-14
09/30	Buccaneers	S	2	23	11.5	14t	1	0	0	0.0	0	0	W	48-10
10/14	at Dolphins	S	5	64	12.8	21	1	0	0	0.0	0	0	L	28-31+
10/21	Patriots	S	1	4	4.0	4	0	0	0	0.0	0	0	L	31-38
10/28	Jets												W	24-10
11/04	at Bills												W	41-9
11/11	Lions	S	6	133	22.2	36t	2	0	0	0.0	0	0	W	34-22
11/18	Vikings	S	3	39	13.0	17	0	0	0	0.0	0	0	W	25-20
11/22	at Lions	S	2	37	18.5	29	0	0	0	0.0	0	0	W	23-16
12/02	at Giants	S	5	79	15.8	30	0	0	0	0.0	0	0	L	27-30+
12/09	Rams	S	5	42	8.4	14	0	0	0	0.0	0	0	W	15-6
12/16	Packers	S	3	54	18.0	30	0	0	0	0.0	0	0	W	24-17
12/23	at 49ers	S	6	85	14.2	43	0	1	9	9.0	9	0	W	14-9
12/30	at Vikings												W	24-10
2018 TOTALS		13-12	55	754	13.7	43	4	1	9	9.0	9	0	12-4	

+ - Overtime

2017 GAME-BY-GAME REGULAR-SEASON STATISTICS (JAGUARS)

DATE	OPPONENT	P/S	RECEIVING					RUSHING					W/L	SCORE
			NO.	YDS.	AVG.	LG	TD	NO.	YDS.	AVG.	LG	TD		
09/10	at Texans	S	1	17	17.0	17	0	0	0	0.0	0	0	W	29-7
09/17	Titans												L	16-37
09/24	Ravens												W	44-7
10/01	at Jets												L	20-23+
10/08	at Steelers												W	30-9
10/15	Rams												L	17-27
10/22	at Colts												W	27-0
11/05	Bengals												W	23-7
11/12	Chargers												W	20-17+
11/19	at Browns												W	19-7
11/26	at Cardinals												L	24-27
12/03	Colts												W	30-10
12/10	Seahawks												W	30-24
12/17	Texans												W	45-7
12/24	at 49ers												L	33-44
12/31	at Titans												L	10-15
2017 TOTALS		1-1	1	17	17.0	17	0	0	0	0.0	0	0	10-6	

+ - Overtime

2016 GAME-BY-GAME REGULAR-SEASON STATISTICS (JAGUARS)

DATE	OPPONENT	P/S	RECEIVING					RUSHING					W/L	SCORE
			NO.	YDS.	AVG.	LG	TD	NO.	YDS.	AVG.	LG	TD		
09/11	Packers	S	6	72	12.0	22	0	0	0	0.0	0	0	L	23-27
09/18	at Chargers	S	3	54	18.0	35	0	0	0	0.0	0	0	L	14-38
09/25	Ravens	S	7	57	8.1	14	2	0	0	0.0	0	0	L	17-19
10/02	Colts	S	5	55	11.0	17	1	0	0	0.0	0	0	W	30-27
10/16	at Bears	S	3	49	16.3	18	0	0	0	0.0	0	0	W	17-16
10/23	Raiders	S	2	9	4.5	5	0	0	0	0.0	0	0	L	16-33
10/27	at Titans	S	6	70	11.7	21	0	0	0	0.0	0	0	L	22-36
11/06	at Chiefs	S	7	76	10.9	20	1	0	0	0.0	0	0	L	14-19
11/13	Texans	S	9	107	11.9	19	1	0	0	0.0	0	0	L	21-24
11/20	at Lions	S	3	18	6.0	11	1	0	0	0.0	0	0	L	19-26
11/27	at Bills	S	2	24	12.0	24	0	0	0	0.0	0	0	L	21-28
12/04	Broncos	S	3	31	10.3	21	0	0	0	0.0	0	0	L	10-20
12/11	Vikings	S	1	17	17.0	17	0	0	0	0.0	0	0	L	16-25
12/18	at Texans	S	2	15	7.5	9	0	0	0	0.0	0	0	L	20-21
12/24	Titans	S	9	147	16.3	37	0	0	0	0.0	0	0	W	38-17
01/01	at Colts	S	5	82	16.4	42	0	0	0	0.0	0	0	L	20-24
2016 TOTALS		16-16	73	883	12.1	42	6	0	0	0.0	0	0	3-13	

2015 GAME-BY-GAME REGULAR-SEASON STATISTICS (JAGUARS)

DATE	OPPONENT	P/S	RECEIVING					RUSHING					W/L	SCORE
			NO.	YDS.	AVG.	LG	TD	NO.	YDS.	AVG.	LG	TD		
09/13	Panthers	S	1	27	27.0	27	0	0	0	0.0	0	0	L	9-20
09/20	Dolphins	S	6	155	25.8	52	2	0	0	0.0	0	0	W	23-20
09/27	at Patriots	S	4	68	17.0	37	0	0	0	0.0	0	0	L	17-51
10/04	at Colts	S	4	80	20.0	48	0	0	0	0.0	0	0	L	13-16+
10/11	at Buccaneers	S	7	72	10.3	21	2	0	0	0.0	0	0	L	31-38
10/18	Texans	S	6	86	14.3	25	1	0	0	0.0	0	0	L	20-31
10/25	Bills	S	6	98	16.3	23	1	0	0	0.0	0	0	W	34-31
11/08	at Jets	S	6	121	20.2	44	0	0	0	0.0	0	0	L	23-28
11/15	at Ravens	S	5	51	10.2	16	1	0	0	0.0	0	0	W	22-20
11/19	Titans	S	5	113	22.6	38	0	0	0	0.0	0	0	W	19-13
11/29	Chargers	S	5	56	11.2	25	1	0	0	0.0	0	0	L	25-31
12/06	at Titans	S	10	153	15.3	44	3	0	0	0.0	0	0	L	39-42
12/13	Colts	S	1	4	4.0	4t	1	0	0	0.0	0	0	W	51-16
12/20	Falcons	S	3	57	19.0	25	1	0	0	0.0	0	0	L	17-23
12/27	at Saints	S	6	151	25.2	90t	1	0	0	0.0	0	0	L	27-38
01/03	at Texans	S	5	108	21.6	36	0	0	0	0.0	0	0	L	6-30
2015 TOTALS		16-16	80	1,400	17.5	90T	14	0	0	0.0	0	0	5-11	

+/- Overtime

2014 GAME-BY-GAME REGULAR-SEASON STATISTICS (JAGUARS)

DATE	OPPONENT	P/S	RECEIVING					RUSHING					W/L	SCORE
			NO.	YDS.	AVG.	LG	TD	NO.	YDS.	AVG.	LG	TD		
09/07	at Eagles	P	1	0	0.0	0	0	0	0	0.0	0	0	L	17-34
09/14	at Redskins	P	4	75	18.8	54	0	0	0	0.0	0	0	L	10-41
09/21	Colts	S	7	79	11.3	21	0	0	0	0.0	0	0	L	17-44
09/28	at Chargers	S	5	38	7.6	14	0	0	0	0.0	0	0	L	14-33
10/05	Steelers	S	5	51	10.2	17	0	0	0	0.0	0	0	L	9-17
10/12	at Titans	S	8	68	8.5	15	0	0	0	0.0	0	0	L	14-16
10/19	Browns	S	4	60	15.0	31t	1	0	0	0.0	0	0	W	24-6
10/26	Dolphins	S	5	82	16.4	48t	1	0	0	0.0	0	0	L	13-27
11/02	at Bengals	S	4	35	8.8	13	0	0	0	0.0	0	0	L	23-33
11/09	Cowboys	S	5	60	12.0	31	0	0	0	0.0	0	0	L	17-31
2014 TOTALS		10-8	48	548	11.4	54	2	0	0	0.0	0	0	1-9	

2023 GAME-BY-GAME POSTSEASON STATISTICS (STEELERS)

DATE	OPPONENT	P/S	RECEIVING					RUSHING					W/L	SCORE
			NO.	YDS.	AVG.	LG	TD	NO.	YDS.	AVG.	LG	TD		
01/15	at Bills	S	2	12	6.0	13	0	0	0	0.0	0	0	L	17-31
2023 TOTALS		1-1	2	12	6.0	13	0	0	0	0.0	0	0	0-1	

2020 GAME-BY-GAME POSTSEASON STATISTICS (BEARS)


DATE	OPPONENT	P/S	RECEIVING					RUSHING					W/L	SCORE
			NO.	YDS.	AVG.	LG	TD	NO.	YDS.	AVG.	LG	TD		
01/10	at Saints	S	6	55	9.2	21	0	0	0	0.0	0	0	L	9-21
2020 TOTALS		1-1	6	55	9.2	21	0	0	0	0.0	0	0	0-1	

2018 GAME-BY-GAME POSTSEASON STATISTICS (BEARS)

DATE	OPPONENT	P/S	RECEIVING					RUSHING					W/L	SCORE
			NO.	YDS.	AVG.	LG	TD	NO.	YDS.	AVG.	LG	TD		
01/06	Eagles	S	10	143	14.3	45	1	0	0	0.0	0	0	L	15-16
2018 TOTALS		1-1	10	143	14.3	45	1	0	0	0.0	0	0	0-1	

2017 GAME-BY-GAME POSTSEASON STATISTICS (JAGUARS)

DATE	OPPONENT	P/S	RECEIVING					RUSHING					W/L	SCORE
			NO.	YDS.	AVG.	LG	TD	NO.	YDS.	AVG.	LG	TD		
01/07	Bills												W	10-3
01/14	at Steelers												W	45-42
01/21	at Patriots												L	20-24
2017 TOTALS		0-0	0	0	0.0	0	0	0	0	0.0	0	0	2-1	



2

HEIGHT: 6-5
WEIGHT: 235
BORN: June 17, 1995
COLLEGE: Oklahoma State
BIRTHPLACE: Rock Hill, SC
HOW ACQUIRED: D3a/18
NFL EXPERIENCE: 6th year

QUARTERBACK

MASON RUDOLPH

MASON RUDOLPH'S NFL REGULAR SEASON PASSING STATISTICS

DATE	TEAM	GP	GS	ATT.	CMP.	PCT.	YDS	AVG.	TD	INT.	LG	SK	LST	RATE
2018	Steelers	0	0	0	0	0.0	0	0.0	0	0	0	0	0	0.0
2019	Steelers	10	8	283	176	62.2	1,765	6.2	13	9	76t	15	124	82.0
2020	Steelers	5	1	43	25	58.1	324	7.5	2	1	47	1	8	87.7
2021	Steelers	2	1	58	35	60.3	277	4.8	1	1	36	0	0	70.8
2022	Steelers	0	0	0	0	0.0	0	0.0	0	0	0	0	0	0.0
2023	Steelers	4	3	74	55	74.3	719	9.7	3	0	86t	6	43	118.0
TOTALS		21	13	458	291	63.5	3,085	6.7	19	11	86T	22	175	86.9

MASON RUDOLPH'S NFL POSTSEASON PASSING STATISTICS

DATE	TEAM	GP	GS	ATT.	CMP.	PCT.	YDS	AVG.	TD	INT.	LG	SK	LST	RATE
2020	Steelers	0	0	0	0	0.0	0	0.0	0	0	0	0	0	0.0
2021	Steelers	0	0	0	0	0.0	0	0.0	0	0	0	0	0	0.0
2023	Steelers	1	1	39	22	56.4	229	5.9	2	1	33	1	11	80.0
TOTALS		1	1	39	22	56.4	229	5.9	2	1	33	1	11	80.0

MASON RUDOLPH'S NFL REGULAR SEASON RUSHING STATISTICS

DATE	TEAM	NO.	YDS.	AVG.	LG	TD
2018	Steelers	0	0	0.0	0	0
2019	Steelers	21	42	2.0	13	0
2020	Steelers	7	-6	-0.9	1	0
2021	Steelers	5	53	10.6	26	0
2022	Steelers	0	0	0.0	0	0
2023	Steelers	10	8	0.8	7	0
TOTALS		43	97	2.3	26	0

MASON RUDOLPH'S NFL POSTSEASON RUSHING STATISTICS

DATE	TEAM	NO.	YDS.	AVG.	LG	TD
2020	Steelers	0	0	0.0	0	0
2021	Steelers	0	0	0.0	0	0
2023	Steelers	2	16	8.0	10	0
TOTALS		2	16	8.0	10	0

MASON RUDOLPH'S NFL REGULAR SEASON PASSING/RUSHING STATISTICS

DATE	TEAM	GP	GS	PASSING											RUSHING				
				ATT.	CMP.	PCT.	YDS	AVG.	TD	INT.	LG	SK	LST	RATE	NO.	YDS.	AVG.	LG	TD
2018	Steelers	0	0	0	0	0.0	0	0.0	0	0	0	0	0	0.0	0	0	0.0	0	0
2019	Steelers	10	8	283	176	62.2	1,765	6.2	13	9	76t	15	124	82.0	21	42	2.0	13	0
2020	Steelers	5	1	43	25	58.1	324	7.5	2	1	47	1	8	87.7	7	-6	-0.9	1	0
2021	Steelers	2	1	58	35	60.3	277	4.8	1	1	36	0	0	70.8	5	53	10.6	26	0
2022	Steelers	0	0	0	0	0.0	0	0.0	0	0	0	0	0	0.0	0	0	0.0	0	0
2023	Steelers	4	3	74	55	74.3	719	9.7	3	0	86t	6	43	118.0	10	8	0.8	7	0
TOTALS		21	13	458	291	63.5	3,085	6.7	19	11	86T	22	175	86.9	43	97	2.3	26	0

MASON RUDOLPH'S NFL POSTSEASON PASSING/RUSHING STATISTICS

DATE	TEAM	GP	GS	PASSING											RUSHING				
				ATT.	CMP.	PCT.	YDS	AVG.	TD	INT.	LG	SK	LST	RATE	NO.	YDS.	AVG.	LG	TD
2020	Steelers	0	0	0	0	0.0	0	0.0	0	0	0	0	0	0.0	0	0	0.0	0	0
2021	Steelers	0	0	0	0	0.0	0	0.0	0	0	0	0	0	0.0	0	0	0.0	0	0
2023	Steelers	1	1	39	22	56.4	229	5.9	2	1	33	1	11	80.0	2	16	8.0	10	0
TOTALS		1	1	39	22	56.4	229	5.9	2	1	33	1	11	80.0	2	16	8.0	10	0

SINGLE-GAME HIGHS: QUARTERBACK

Pass Attempts	50 vs. Detroit Lions, Nov 14, 2021	Completion Percentage	90.0 at Baltimore Ravens, Jan 06, 2024
	44 at Cleveland Browns, Nov 14, 2019		85.7 vs. Cincinnati Bengals, Sep 30, 2019
Pass Completions	30 vs. Detroit Lions, Nov 14, 2021	Passer Rating	124.6 vs. Cincinnati Bengals, Sep 30, 2019
	26 vs. Indianapolis Colts, Nov 03, 2019		124.0 vs. Cincinnati Bengals, Dec 23, 2023
Yards Passing	315 at Cleveland Browns, Jan 03, 2021	Rush Attempts	6 at Seattle Seahawks, Dec 31, 2023
	290 vs. Cincinnati Bengals, Dec 23, 2023		4 vs. Detroit Lions, Nov 14, 2021
TD Passes	2 vs. Cincinnati Bengals, Dec 23, 2023		...2 more at 4.
	2 at Cleveland Browns, Jan 03, 2021	Rushing Yards	36 vs. Detroit Lions, Nov 14, 2021
	...4 more at 2.		17 at Kansas City Chiefs, Dec 26, 2021
Long Passes	86t vs. Cincinnati Bengals, Dec 23, 2023	Longest Runs	26 vs. Detroit Lions, Nov 14, 2021
	76t at San Francisco 49ers, Sep 22, 2019		17 at Kansas City Chiefs, Dec 26, 2021

SINGLE-GAME HIGHS - POSTSEASON: QUARTERBACK

Pass Attempts	39 at Buffalo Bills, Jan 15, 2024	Completion Percentage	56.4 at Buffalo Bills, Jan 15, 2024
Pass Completions	22 at Buffalo Bills, Jan 15, 2024	Passer Rating	80.0 at Buffalo Bills, Jan 15, 2024
Yards Passing	229 at Buffalo Bills, Jan 15, 2024	Rush Attempts	2 at Buffalo Bills, Jan 15, 2024
TD Passes	2 at Buffalo Bills, Jan 15, 2024	Rushing Yards	16 at Buffalo Bills, Jan 15, 2024
Long Passes	33 at Buffalo Bills, Jan 15, 2024	Longest Runs	10 at Buffalo Bills, Jan 15, 2024
	20 at Buffalo Bills, Jan 15, 2024		6 at Buffalo Bills, Jan 15, 2024
	19 at Buffalo Bills, Jan 15, 2024		
	19 at Buffalo Bills, Jan 15, 2024		
	19 at Buffalo Bills, Jan 15, 2024		
	19 at Buffalo Bills, Jan 15, 2024		

300-YARD PASSING GAMES (1): REGULAR SEASON

DATE	TEAM	NO.	YDS.	AVG.	LG	TD
01/03/21	at Browns	22	315	14.3	47	2

2023 GAME-BY-GAME REGULAR-SEASON STATISTICS (STEELERS)

DATE	OPPONENT	P/S	PASSING											RUSHING				W/L	SCORE				
			ATT	CMP	YDS	PCT	Y/A	Y/C	TD	INT	LG	SK/YD	RATE	ATT	YDS	LG	TD						
09/10	49ers																				L	7-30	
09/18	Browns																					W	26-22
09/24	at Raiders																					W	23-18
10/01	at Texans																					L	6-30
10/08	Ravens																					W	17-10
10/22	at Rams																					W	24-17
10/29	Jaguars																					L	10-20
11/02	Titans																					W	20-16
11/12	Packers																					W	23-19
11/19	at Browns																					L	10-13
11/26	at Bengals																					W	16-10
12/03	Cardinals																					L	10-24
12/07	Patriots																					L	18-21
12/16	at Colts	P	3	2	3	66.7	1.0	1.5	0	0	6	1/11	70.1	0	0	0	0	0	0	0	0	L	13-30
12/23	Bengals	S	27	17	290	63.0	10.7	17.1	2	0	86t	1/6	124.0	2	4	7	0	0	0	0	0	W	34-11
12/31	at Seahawks	S	24	18	274	75.0	11.4	15.2	0	0	42	1/8	112.2	6	5	2	0	0	0	0	0	W	30-23
01/06	at Ravens	S	20	18	152	90.0	7.6	8.4	1	0	71t	3/18	115.0	2	-1	0	0	0	0	0	0	W	17-10
2023 TOTALS		4-3	74	55	719	74.3	9.7	13.1	3	0	86T	6/43	118.0	10	8	7	0	0	0	0	10-7		

2022 GAME-BY-GAME REGULAR-SEASON STATISTICS (STEELERS)

DATE	OPPONENT	P/S	PASSING											RUSHING				W/L	SCORE				
			ATT	CMP	YDS	PCT	Y/A	Y/C	TD	INT	LG	SK/YD	RATE	ATT	YDS	LG	TD						
09/11	at Bengals																					W	23-20+
09/18	Patriots																					L	14-17
09/22	at Browns																					L	17-29
10/02	Jets																					L	20-24
10/09	at Bills																					L	3-38
10/16	Buccaneers																					W	20-18
10/23	at Dolphins																					L	10-16
10/30	at Eagles																					L	13-35
11/13	Saints																					W	20-10
11/20	Bengals																					L	30-37
11/28	at Colts																					W	24-17
12/04	at Falcons																					W	19-16
12/11	Ravens																					L	14-16
12/18	at Panthers																					W	24-16
12/24	Raiders																					W	13-10
01/01	at Ravens																					W	16-13
01/08	Browns																					W	28-14
2022 TOTALS		0-0	0	0	0	0.0	0.0	0.0	0	0	0	0/0	0.0	0	0	0	0	0	0	0	0	9-8	

+ - Overtime

2023 GAME-BY-GAME POSTSEASON STATISTICS (STEELERS)

DATE	OPPONENT	P/S	PASSING											RUSHING				W/L	SCORE
			ATT	CMP	YDS	PCT	Y/A	Y/C	TD	INT	LG	SK/YD	RATE	ATT	YDS	LG	TD		
01/15	at Bills	S	39	22	229	56.4	5.9	10.4	2	1	33	1/11	80.0	2	16	10	0	L	17-31
2023 TOTALS		1-1	39	22	229	56.4	5.9	10.4	2	1	33	1/11	80.0	2	16	10	0	0-1	



21

HEIGHT: 6-2
 WEIGHT: 198
 BORN: February 22, 2000
 COLLEGE: South Carolina
 BIRTHPLACE: Kingstree, SC
 HOW ACQUIRED: FA '23
 NFL EXPERIENCE: R

CORNERBACK
DARIUS RUSH

DARIUS RUSH'S NFL REGULAR SEASON DEFENSIVE STATISTICS

DATE	TEAM	GP	GS	TACKLES					INTERCEPTIONS					O. FUMB			ST			MISC							
				TK	S	A	TFL	YDS	SK	YDS	QBH	NO	YDS	LG	TD	PD	FF	FR	TD	YDS	TK	S	A	FF	FR	S	A
2023	Chiefs	0	0	0	0	0	0	0	0.0	0.0	0	0	0	0	0	0	0	0	0	0	0	0	0	0	0	0	
Went from Kansas City to Pittsburgh																											
2023	Steelers	3	0	3	2	1	0	0	0.0	0.0	0	0	0	0	0	1	0	0	0	0	0	0	0	0	0	0	0
2023	TOTAL	3	0	3	2	1	0	0	0.0	0.0	0	0	0	0	0	1	0	0	0	0	0	0	0	0	0	0	0
NFL TOTALS		3	0	3	2	1	0	0	0.0	0.0	0	0	0	0	0	1	0	0	0	0	0	0	0	0	0	0	0

DARIUS RUSH'S NFL POSTSEASON DEFENSIVE STATISTICS

DATE	TEAM	GP	GS	TACKLES					INTERCEPTIONS					O. FUMB			ST			MISC						
				TK	S	A	TFL	YDS	SK	YDS	QBH	NO	YDS	LG	TD	PD	FF	FR	TD	YDS	TK	S	A	FF	FR	S
2023	Steelers	0	0	0	0	0	0	0	0.0	0.0	0	0	0	0	0	0	0	0	0	0	0	0	0	0	0	0
NFL TOTALS		0	0	0	0	0	0	0	0.0	0.0	0	0	0	0	0	0	0	0	0	0	0	0	0	0	0	0

2023 GAME-BY-GAME REGULAR-SEASON STATISTICS (CHIEFS/STEELERS)

DATE	OPPONENT	P/S	TACKLES					INTERCEPTIONS					O. FUMB			ST			MISC			W/L	SCORE					
			TK	S	A	SK	YDS	TFL	YDS	QBH	NO	YDS	LG	TD	PD	FF	FR	TD	YDS	TK	S			A	FF	FR	S	A
09/07	Lions																									L	20-21	
09/17	at Jaguars																									W	17-9	
09/24	Bears																									W	41-10	
10/01	at Jets																									W	23-20	
10/08	at Vikings																									W	27-20	
10/12	Broncos																									W	19-8	
Went from Chiefs to Steelers.																												
10/22	at Rams																									W	24-17	
10/29	Jaguars																									L	10-20	
11/02	Titans	P	3	2	1	0.0	0.0	0	0	0	0	0	1	0	0	0	0	0	0	0	0	0	0	0	0	0	W	20-16
11/12	Packers																									W	23-19	
11/19	at Browns																									L	10-13	
11/26	at Bengals	P	0	0	0	0.0	0.0	0	0	0	0	0	0	0	0	0	0	0	0	0	0	0	0	0	0	W	16-10	
12/03	Cardinals																									L	10-24	
12/07	Patriots	P	0	0	0	0.0	0.0	0	0	0	0	0	0	0	0	0	0	0	0	0	0	0	0	0	0	L	18-21	
12/16	at Colts																									L	13-30	
12/23	Bengals																									W	34-11	
12/31	at Seahawks																									W	30-23	
01/06	at Ravens																									W	17-10	
2023 TOTALS		3-0	3	2	1	0.0	0.0	0	0	0	0	0	1	0	0	0	0	0	0	0	0	0	0	0	0	0	12-6	

2023 GAME-BY-GAME POSTSEASON STATISTICS (STEELERS)

DATE	OPPONENT	P/S	TACKLES					INTERCEPTIONS					O. FUMB			ST			MISC			W/L	SCORE				
			TK	S	A	SK	YDS	TFL	YDS	QBH	NO	YDS	LG	TD	PD	FF	FR	TD	YDS	TK	S			A	FF	FR	S
01/15	at Bills																									L	17-31
INACTIVE																											
2023 TOTALS			0	0	0	0.0	0.0	0	0	0	0	0	0	0	0	0	0	0	0	0	0	0	0	0	0	0	0-1



73

HEIGHT: 6-4
 WEIGHT: 303
 BORN: October 29, 1993
 COLLEGE: Oregon State

BIRTHPLACE: Corvallis, OR
 HOW ACQUIRED: FA '23
 NFL EXPERIENCE: 8th year

OFFENSIVE LINEMAN

ISAAC SEUMALO

(born in Medford)

ISAAC SEUMALO'S NFL REGULAR SEASON STATISTICS

DATE	TEAM	GP	GS
2016	Eagles	9	4
2017	Eagles	14	2
2018	Eagles	13	9
2019	Eagles	16	16
2020	Eagles	9	9
2021	Eagles	3	3
2022	Eagles	17	17
2023	Steelers	17	17
NFL TOTALS		98	77

ISAAC SEUMALO'S NFL POSTSEASON STATISTICS


DATE	TEAM	GP	GS
2017	Eagles	3	0
2018	Eagles	2	2
2019	Eagles	1	1
2021	Eagles	0	0
2022	Eagles	3	3
2023	Steelers	1	1
NFL TOTALS		10	7

2023 GAME-BY-GAME REGULAR-SEASON STATISTICS (STEELERS)

DATE	OPPONENT	P/S	W/L	SCORE
09/10	49ers	S	L	7-30
09/18	Browns	S	W	26-22
09/24	at Raiders	S	W	23-18
10/01	at Texans	S	L	6-30
10/08	Ravens	S	W	17-10
10/22	at Rams	S	W	24-17
10/29	Jaguars	S	L	10-20
11/02	Titans	S	W	20-16
11/12	Packers	S	W	23-19
11/19	at Browns	S	L	10-13
11/26	at Bengals	S	W	16-10
12/03	Cardinals	S	L	10-24
12/07	Patriots	S	L	18-21
12/16	at Colts	S	L	13-30
12/23	Bengals	S	W	34-11
12/31	at Seahawks	S	W	30-23
01/06	at Ravens	S	W	17-10
2023 TOTALS			10-7	

2023 GAME-BY-GAME POSTSEASON STATISTICS (STEELERS)

DATE	OPPONENT	P/S	W/L	SCORE
01/15	at Bills	S	L	17-31
2023 TOTALS			0-1	



34

HEIGHT: 5-11
 WEIGHT: 189
 BORN: August 7, 1996
 COLLEGE: Georgia State

BIRTHPLACE: Winder, GA
 HOW ACQUIRED: FA '23
 NFL EXPERIENCE: 6th year

CORNERBACK

CHANDON SULLIVAN

(2023-24)

CHANDON SULLIVAN'S NFL REGULAR SEASON DEFENSIVE STATISTICS

DATE	TEAM	GP	GS	TACKLES					INTERCEPTIONS					O. FUMB					ST					MISC						
				TK	S	A	TFL	YDS	SK	YDS	QBH	NO	YDS	LG	TD	PD	FF	FR	TD	YDS	TK	S	A	FF	FR	S	A			
2018	Eagles	5	1	7	0	0	0	0	0	0	0	0	0	0	0	0	0	0	0	0	0	0	0	0	0	0	0			
2019	Packers	16	0	28	26	2	0	0	0	0	0	0	0	1	1	7	7	0	6	1	0	0	0	2	1	1	0	0	0	
2020	Packers	16	10	40	31	9	0	0	0	0	0	0	0	0	1	7	7	1	6	0	0	0	0	1	1	0	0	0	0	
2021	Packers	17	10	30	24	6	2	5	0	0	0	0	0	0	3	14	13	0	4	0	0	0	0	0	1	1	0	0	0	0
2022	Vikings	17	10	59	44	15	2	1	0	0	0	0	1	0	0	0	0	0	7	0	1	0	0	0	1	1	0	0	0	0
2023	Steelers	17	2	20	12	8	1	1	0	0	0	0	0	1	0	0	0	0	6	1	0	0	0	2	2	0	0	0	0	0
NFL TOTALS		88	33	184	144	40	5	7	0.0	0.0	0.0	2	6	28	13	1	29	2	1	0	0	0	0	7	6	1	0	0	0	0

CHANDON SULLIVAN'S NFL POSTSEASON DEFENSIVE STATISTICS

DATE	TEAM	GP	GS	TACKLES					INTERCEPTIONS					O. FUMB					ST					MISC								
				TK	S	A	TFL	YDS	SK	YDS	QBH	NO	YDS	LG	TD	PD	FF	FR	TD	YDS	TK	S	A	FF	FR	S	A					
2018	Eagles	0	0	0	0	0	0	0	0	0	0	0	0	0	0	0	0	0	0	0	0	0	0	0	0	0	0	0	0	0	0	
2019	Packers	2	1	1	1	0	0	0	0	0	0	0	0	0	0	0	0	0	0	0	0	0	0	0	0	0	0	0	0	0	0	0
2020	Packers	2	2	12	9	3	0	0	0	0	0	0	0	0	0	0	0	0	0	0	0	0	0	0	0	0	0	0	0	0	0	0
2021	Packers	1	0	3	3	0	1	1	0	0	0	0	0	0	0	0	0	0	0	0	0	0	0	0	0	0	0	0	0	0	0	0
2022	Vikings	1	1	4	2	2	0	0	0	0	0	0	0	0	0	0	0	1	0	0	0	0	0	0	0	0	0	0	0	0	0	0
2023	Steelers	1	0	0	0	0	0	0	0	0	0	0	0	0	0	0	0	0	0	0	0	0	0	0	0	0	0	0	0	0	0	0
NFL TOTALS		7	4	20	15	5	1	1	0.0	0.0	0.0	0	0	0	0	0	0	1	0	0	0	0	0	0	1	1	0	0	0	0	0	0

SINGLE-GAME HIGHS: DEFENSIVE

Total Tackles	9 at Buffalo Bills, Nov 13, 2022 6 vs. Indianapolis Colts, Dec 17, 2022 ...3 more at 6.	Tackles For Loss	1 vs. Minnesota Vikings, Jan 02, 2022 1 at Kansas City Chiefs, Nov 07, 2021 1 at Cleveland Browns, Nov 19, 2023
Solo Tackles	6 at Buffalo Bills, Nov 13, 2022 6 vs. Jacksonville Jaguars, Nov 15, 2020	Interceptions	1 vs. Cleveland Browns, Dec 25, 2021 ...4 more at 1.
Passes Defensed	2 at Cleveland Browns, Nov 19, 2023 2 at Buffalo Bills, Nov 13, 2022 ...2 more at 2.	Interception Return Yards	13 vs. Cleveland Browns, Dec 25, 2021 7 vs. Detroit Lions, Sep 20, 2020 ...1 more at 7.
Forced Fumbles	1 vs. Baltimore Ravens, Oct 08, 2023 1 vs. Chicago Bears, Dec 15, 2019	Special Teams Tackles	1 vs. Tennessee Titans, Nov 02, 2023 1 vs. New York Giants, Dec 24, 2022 ...4 more at 1.

SINGLE-GAME HIGHS - POSTSEASON: DEFENSIVE

Total Tackles	8 vs. Los Angeles Rams, Jan 16, 2021 4 vs. Tampa Bay Buccaneers, Jan 24, 2021 3 vs. San Francisco 49ers, Jan 22, 2022 1 vs. Seattle Seahawks, Jan 12, 2020	Tackles For Loss	1 vs. San Francisco 49ers, Jan 22, 2022
Solo Tackles	6 vs. Los Angeles Rams, Jan 16, 2021 3 vs. San Francisco 49ers, Jan 22, 2022 3 vs. Tampa Bay Buccaneers, Jan 24, 2021 1 vs. Seattle Seahawks, Jan 12, 2020	Special Teams Tackles	1 vs. Tampa Bay Buccaneers, Jan 24, 2021

2023 GAME-BY-GAME REGULAR-SEASON STATISTICS (STEELERS)

DATE	OPPONENT	P/S	TACKLES							INTERCEPTIONS					O. FUMB				ST				MISC		W/L	SCORE	
			TK	S	A	SK	YDS	TFL	YDS	QBH	NO	YDS	LG	TD	PD	FF	FR	TD	YDS	TK	S	A	FF	FR			S
09/10	49ers	P	0	0	0	0.0	0.0	0	0	0	0	0	0	0	0	0	0	0	0	0	0	0	0	0	0	L	7-30
09/18	Browns	P	4	2	2	0.0	0.0	0	0	0	0	0	0	1	0	0	0	0	0	0	0	0	0	0	0	W	26-22
09/24	at Raiders	P	0	0	0	0.0	0.0	0	0	0	0	0	0	0	0	0	0	0	0	0	0	0	0	0	0	W	23-18
10/01	at Texans	P	0	2	0	0.0	0.0	0	0	0	0	0	0	0	0	0	0	0	0	0	0	0	0	0	0	L	6-30
10/08	Ravens	P	2	2	0	0.0	0.0	0	0	0	0	0	0	1	0	0	0	0	0	0	0	0	0	0	0	W	17-10
10/22	at Rams	S	1	1	0	0.0	0.0	0	0	0	0	0	0	0	0	0	0	0	0	0	0	0	0	0	0	W	24-17
10/29	Jaguars	P	2	0	2	0.0	0.0	0	0	0	0	0	0	0	0	0	0	0	0	0	0	0	0	0	0	L	10-20
11/02	Titans	P	0	0	0	0.0	0.0	0	0	0	0	0	0	0	0	0	0	1	1	0	0	0	0	0	0	W	20-16
11/12	Packers	P	0	0	0	0.0	0.0	0	0	0	0	0	1	0	0	0	0	1	1	0	0	0	0	0	0	W	23-19
11/19	at Browns	P	2	1	1	0.0	0.0	0	0	1	0	0	0	2	0	0	0	0	0	0	0	0	0	0	0	L	10-13
11/26	at Bengals	P	1	1	0	0.0	0.0	0	0	0	0	0	0	0	0	0	0	0	0	0	0	0	0	0	0	W	16-10
12/03	Cardinals	P	0	0	0	0.0	0.0	0	0	0	0	0	0	0	0	0	0	0	0	0	0	0	0	0	0	L	10-24
12/07	Patriots	P	0	0	0	0.0	0.0	0	0	0	0	0	0	0	0	0	0	0	0	0	0	0	0	0	0	L	18-21
12/16	at Colts	P	0	0	0	0.0	0.0	0	0	0	0	0	0	0	0	0	0	0	0	0	0	0	0	0	0	L	13-30
12/23	Bengals	P	3	3	0	0.0	0.0	1	1	0	0	0	0	1	0	0	0	0	0	0	0	0	0	0	0	W	34-11
12/31	at Seahawks	P	2	1	1	0.0	0.0	0	0	0	0	0	0	1	0	0	0	0	0	0	0	0	0	0	0	W	30-23
01/06	at Ravens	S	1	1	0	0.0	0.0	0	0	0	0	0	0	0	0	0	0	0	0	0	0	0	0	0	0	W	17-10
2023 TOTALS		17-2	20	12	8	0.0	0.0	1	1	0	1	0	0	6	1	0	0	0	2	2	0	0	0	0	0	10-7	

2022 GAME-BY-GAME REGULAR-SEASON STATISTICS (VIKINGS)

DATE	OPPONENT	P/S	TACKLES							INTERCEPTIONS					O. FUMB				ST				MISC		W/L	SCORE	
			TK	S	A	SK	YDS	TFL	YDS	QBH	NO	YDS	LG	TD	PD	FF	FR	TD	YDS	TK	S	A	FF	FR			S
09/11	Packers	P	4	2	2	0.0	0.0	0	0	0	0	0	0	0	0	0	0	0	0	0	0	0	0	0	0	W	23-7
09/19	at Eagles	S	4	3	1	0.0	0.0	0	0	0	0	0	0	0	0	0	0	0	0	0	0	0	0	0	0	L	7-24
09/25	Lions	S	2	2	0	0.0	0.0	0	0	0	0	0	0	0	0	0	0	0	0	0	0	0	0	0	0	W	28-24
10/02	at Saints	P	5	3	2	0.0	0.0	0	0	0	0	0	0	0	0	0	0	0	0	0	0	0	0	0	0	W	28-25
10/09	Bears	S	2	2	0	0.0	0.0	0	0	0	0	0	0	0	0	0	0	0	0	0	0	0	0	0	0	W	29-22
10/16	at Dolphins	P	4	2	2	0.0	0.0	1	1	0	0	0	0	1	0	0	0	0	0	0	0	0	0	0	0	W	24-16
10/30	Cardinals	S	3	2	1	0.0	0.0	0	0	0	0	0	0	1	0	0	0	0	0	0	0	0	0	0	0	W	34-26
11/06	at Commanders	P	1	1	0	0.0	0.0	0	0	0	0	0	0	0	0	0	0	0	0	0	0	0	0	0	0	W	20-17
11/13	at Bills	S	9	6	3	0.0	0.0	0	0	0	0	0	0	2	0	0	0	0	0	0	0	0	0	0	0	W	33-30+
11/20	Cowboys	S	2	2	0	0.0	0.0	0	0	0	0	0	0	0	0	0	0	0	0	0	0	0	0	0	0	L	3-40
11/24	Patriots	S	2	1	1	0.0	0.0	0	0	0	0	0	0	1	0	0	0	0	0	0	0	0	0	0	0	W	33-26
12/04	Jets	S	2	1	1	0.0	0.0	0	0	0	0	0	0	1	0	0	0	0	0	0	0	0	0	0	0	W	27-22
12/11	at Lions	S	5	5	0	0.0	0.0	1	0	0	0	0	0	0	0	0	0	0	0	0	0	0	0	0	0	L	23-34
12/17	Colts	S	6	5	1	0.0	0.0	0	0	0	0	0	0	0	1	0	0	0	0	0	0	0	0	0	0	W	39-36+
12/24	Giants	P	3	2	1	0.0	0.0	0	0	1	0	0	0	0	0	0	0	1	1	0	0	0	0	0	0	W	27-24
01/01	at Packers	P	2	2	0	0.0	0.0	0	0	0	0	0	0	0	0	0	0	0	0	0	0	0	0	0	0	L	17-41
01/08	at Bears	P	3	3	0	0.0	0.0	0	0	0	0	0	0	1	0	0	0	0	0	0	0	0	0	0	0	W	29-13
2022 TOTALS		17-10	59	44	15	0.0	0.0	2	1	1	0	0	0	0	7	0	1	0	0	1	1	0	0	0	0	13-4	

+ - Overtime

2021 GAME-BY-GAME REGULAR-SEASON STATISTICS (PACKERS)

DATE	OPPONENT	P/S	TACKLES							INTERCEPTIONS					O. FUMB				ST				MISC		W/L	SCORE	
			TK	S	A	SK	YDS	TFL	YDS	QBH	NO	YDS	LG	TD	PD	FF	FR	TD	YDS	TK	S	A	FF	FR			S
09/12	at Saints	P	1	1	0	0.0	0.0	0	0	0	0	0	0	0	0	0	0	0	0	0	0	0	0	0	0	L	3-38
09/20	Lions	P	1	0	1	0.0	0.0	0	0	0	0	0	0	0	0	0	0	0	0	0	0	0	0	0	0	W	35-17
09/26	at 49ers	P	0	0	0	0.0	0.0	0	0	0	0	0	0	1	0	0	0	0	0	0	0	0	0	0	0	W	30-28
10/03	Steelers	S	3	2	1	0.0	0.0	0	0	0	0	0	0	0	0	0	0	0	0	0	0	0	0	0	0	W	27-17
10/10	at Bengals	S	2	2	0	0.0	0.0	0	0	0	0	0	0	0	0	0	0	1	1	0	0	0	0	0	0	W	25-22+
10/17	at Bears	P	0	0	0	0.0	0.0	0	0	0	0	0	0	0	0	0	0	0	0	0	0	0	0	0	0	W	24-14
10/24	Football Team	S	4	4	0	0.0	0.0	0	0	1	0	0	0	1	0	0	0	0	0	0	0	0	0	0	0	W	24-10
10/28	at Cardinals	S	1	0	1	0.0	0.0	0	0	0	0	0	0	0	0	0	0	0	0	0	0	0	0	0	0	W	24-21
11/07	at Chiefs	S	5	4	1	0.0	0.0	1	4	0	0	0	0	0	0	0	0	0	0	0	0	0	0	0	0	L	7-13
11/14	Seahawks	S	2	2	0	0.0	0.0	0	0	0	0	0	0	0	0	0	0	0	0	0	0	0	0	0	0	W	17-0
11/21	at Vikings	P	1	1	0	0.0	0.0	0	0	0	0	0	0	0	0	0	0	0	0	0	0	0	0	0	0	L	31-34
11/28	Rams	S	0	0	0	0.0	0.0	0	0	0	0	0	0	0	0	0	0	0	0	0	0	0	0	0	0	W	36-28
12/12	Bears	S	2	1	1	0.0	0.0	0	0	1	1	1	1	1	0	0	0	0	0	0	0	0	0	0	0	W	45-30
12/19	at Ravens	P	2	2	0	0.0	0.0	0	0	0	0	0	0	0	0	0	0	0	0	0	0	0	0	0	0	W	31-30
12/25	Browns	S	1	0	1	0.0	0.0	0	0	1	13	13	0	1	0	0	0	0	0	0	0	0	0	0	0	W	24-22
01/02	Vikings	P	4	4	0	0.0	0.0	1	1	0	0	0	0	0	0	0	0	0	0	0	0	0	0	0	0	W	37-10
01/09	at Lions	S	1	1	0	0.0	0.0	0	0	0	0	0	0	0	0	0	0	0	0	0	0	0	0	0	0	L	30-37
2021 TOTALS		17-10	30	24	6	0.0	0.0	2	5	0	3	14	13	0	4	0	0	0	0	1	1	0	0	0	0	13-4	

+ - Overtime

2020 GAME-BY-GAME POSTSEASON STATISTICS (PACKERS)


DATE	OPPONENT	P/S	TACKLES							INTERCEPTIONS					O. FUMB			ST				MISC		SCORE					
			TK	S	A	SK	YDS	TFL	YDS	QBH	NO	YDS	LG	TD	PD	FF	FR	TD	YDS	TK	S	A	FF		FR	S	A	W/L	
01/16	Rams	S	8	6	2	0.0	0.0	0	0	0	0	0	0	0	0	0	0	0	0	0	0	0	0	0	0	0	0	W	32-18
01/24	Buccaneers	S	4	3	1	0.0	0.0	0	0	0	0	0	0	0	0	0	0	0	1	1	0	0	0	0	0	0	L	26-31	
2020 TOTALS		2-2	12	9	3	0.0	0.0	0	0	0	0	0	0	0	0	0	0	1	1	0	0	0	0	0	0	0	1-1		

2019 GAME-BY-GAME POSTSEASON STATISTICS (PACKERS)

DATE	OPPONENT	P/S	TACKLES							INTERCEPTIONS					O. FUMB			ST				MISC		SCORE				
			TK	S	A	SK	YDS	TFL	YDS	QBH	NO	YDS	LG	TD	PD	FF	FR	TD	YDS	TK	S	A	FF		FR	S	A	W/L
01/12	Seahawks	S	1	1	0	0.0	0.0	0	0	0	0	0	0	0	0	0	0	0	0	0	0	0	0	0	0	0	W	28-23
01/19	at 49ers	P	0	0	0	0.0	0.0	0	0	0	0	0	0	0	0	0	0	0	0	0	0	0	0	0	0	0	L	20-37
2019 TOTALS		2-1	1	1	0	0.0	0.0	0	0	0	0	0	0	0	0	0	0	0	0	0	0	0	0	0	0	0	1-1	

2018 GAME-BY-GAME POSTSEASON STATISTICS (EAGLES)

DATE	OPPONENT	P/S	TACKLES							INTERCEPTIONS					O. FUMB			ST				MISC		SCORE				
			TK	S	A	SK	YDS	TFL	YDS	QBH	NO	YDS	LG	TD	PD	FF	FR	TD	YDS	TK	S	A	FF		FR	S	A	W/L
01/06	at Bears																										W	16-15
01/13	at Saints																										L	14-20
2018 TOTALS			0	0	0	0.0	0.0	0	0	0	0	0	0	0	0	0	0	0	0	0	0	0	0	0	0	0	1-1	



10

QUARTERBACK

MITCH TRUBISKY

(1990-0000)

HEIGHT: 6-2

WEIGHT: 220

BORN: August 20, 1994

COLLEGE: North Carolina

BIRTHPLACE: Mentor, OH

HOW ACQUIRED: FA '22

NFL EXPERIENCE: 7th year

COMMUNITY

- ✦ Pledged \$10,000 to Allen Robinson's Within Reach Foundation
- ✦ Serves on the Pittsburgh Steelers Social Justice Committee

MITCH TRUBISKY'S NFL REGULAR SEASON PASSING STATISTICS

DATE	TEAM	GP	GS	ATT.	CMP.	PCT.	YDS	AVG.	TD	INT.	LG	SK	LST	RATE
2017	Bears	12	12	330	196	59.4	2,193	6.6	7	7	70	31	196	77.5
2018	Bears	14	14	434	289	66.6	3,223	7.4	24	12	70t	24	143	95.4
2019	Bears	15	15	516	326	63.2	3,138	6.1	17	10	53	38	234	83.0
2020	Bears	10	9	297	199	67.0	2,055	6.9	16	8	53	18	125	93.5
2021	Bills	6	0	8	6	75.0	43	5.4	0	1	15	0	0	47.4
2022	Steelers	7	5	180	117	65.0	1,252	7.0	4	5	45	11	68	81.1
2023	Steelers	5	2	107	67	62.6	632	5.9	4	5	26	7	42	71.9
TOTALS		69	57	1,872	1,200	64.1	12,536	6.7	72	48	70T	129	808	85.5

MITCH TRUBISKY'S NFL POSTSEASON PASSING STATISTICS

DATE	TEAM	GP	GS	ATT.	CMP.	PCT.	YDS	AVG.	TD	INT.	LG	SK	LST	RATE
2018	Bears	1	1	43	26	60.5	303	7.0	1	0	45	2	12	89.6
2020	Bears	1	1	29	19	65.5	199	6.9	1	0	28	1	8	96.8
2021	Bills	1	0	0	0	0.0	0	0.0	0	0	0	0	0	0.0
2023	Steelers	0	0	0	0	0.0	0	0.0	0	0	0	0	0	0.0
TOTALS		3	2	72	45	62.5	502	7.0	2	0	45	3	20	92.5

MITCH TRUBISKY'S NFL REGULAR SEASON RUSHING STATISTICS

DATE	TEAM	NO.	YDS.	AVG.	LG	TD
2017	Bears	41	248	6.0	46	2
2018	Bears	68	421	6.2	39	3
2019	Bears	48	193	4.0	23t	2
2020	Bears	33	195	5.9	45	1
2021	Bills	13	24	1.8	22	1
2022	Steelers	19	38	2.0	9	0
2023	Steelers	16	54	3.4	15	2
TOTALS		238	1,173	4.9	46	13

MITCH TRUBISKY'S NFL POSTSEASON RUSHING STATISTICS

DATE	TEAM	NO.	YDS.	AVG.	LG	TD
2018	Bears	3	9	3.0	6	0
2020	Bears	3	10	3.3	7	0
2021	Bills	3	-2	-0.7	0	0
2023	Steelers	0	0	0.0	0	0
TOTALS		9	17	1.9	7	0

MITCH TRUBISKY'S NFL REGULAR SEASON PASSING/RUSHING STATISTICS

DATE	TEAM	GP	GS	PASSING											RUSHING				
				ATT.	CMP.	PCT.	YDS	AVG.	TD	INT.	LG	SK	LST	RATE	NO.	YDS.	AVG.	LG	TD
2017	Bears	12	12	330	196	59.4	2,193	6.6	7	7	70	31	196	77.5	41	248	6.0	46	2
2018	Bears	14	14	434	289	66.6	3,223	7.4	24	12	70t	24	143	95.4	68	421	6.2	39	3
2019	Bears	15	15	516	326	63.2	3,138	6.1	17	10	53	38	234	83.0	48	193	4.0	23t	2
2020	Bears	10	9	297	199	67.0	2,055	6.9	16	8	53	18	125	93.5	33	195	5.9	45	1
2021	Bills	6	0	8	6	75.0	43	5.4	0	1	15	0	0	47.4	13	24	1.8	22	1
2022	Steelers	7	5	180	117	65.0	1,252	7.0	4	5	45	11	68	81.1	19	38	2.0	9	2
2023	Steelers	5	2	107	67	62.6	632	5.9	4	5	26	7	42	71.9	16	54	3.4	15	2
TOTALS		69	57	1,872	1,200	64.1	12,536	6.7	72	48	70T	129	808	85.5	238	1,173	4.9	46	13

MITCH TRUBISKY'S NFL POSTSEASON PASSING/RUSHING STATISTICS

DATE	TEAM	GP	GS	PASSING										RUSHING					
				ATT.	CMP.	PCT.	YDS	AVG.	TD	INT.	LG	SK	LST	RATE	NO.	YDS.	AVG.	LG	TD
2018	Bears	1	1	43	26	60.5	303	7.0	1	0	45	2	12	89.6	3	9	3.0	6	0
2020	Bears	1	1	29	19	65.5	199	6.9	1	0	28	1	8	96.8	3	10	3.3	7	0
2021	Bills	1	0	0	0	0.0	0	0.0	0	0	0	0	0.0	3	-2	-0.7	0	0	0
2023	Steelers	0	0	0	0	0.0	0	0.0	0	0	0	0	0.0	0	0	0.0	0	0	0
TOTALS		3	2	72	45	62.5	502	7.0	2	0	45	3	20	92.5	9	17	1.9	7	0

SINGLE-GAME HIGHS: QUARTERBACK

Pass Attempts	54 vs. New Orleans Saints, Oct 20, 2019 53 at Green Bay Packers, Dec 15, 2019	Passer Rating	154.6 vs. Tampa Bay Buccaneers, Sep 30, 2018 148.6 vs. Detroit Lions, Nov 11, 2018
Pass Completions	34 vs. New Orleans Saints, Oct 20, 2019 33 vs. Green Bay Packers, Jan 03, 2021	Rush Attempts	10 vs. Dallas Cowboys, Dec 05, 2019 10 vs. Minnesota Vikings, Nov 18, 2018
Yards Passing	355 vs. Detroit Lions, Nov 11, 2018 354 vs. Tampa Bay Buccaneers, Sep 30, 2018	Rushing Yards	81 vs. New England Patriots, Oct 21, 2018 63 vs. Dallas Cowboys, Dec 05, 2019
TD Passes	6 vs. Tampa Bay Buccaneers, Sep 30, 2018 3 vs. Houston Texans, Dec 13, 2020 ...8 more at 3.	Rushing Average	6.3 vs. Dallas Cowboys, Dec 05, 2019 6.3 vs. Cleveland Browns, Dec 24, 2017
Long Passes	70t vs. New York Jets, Oct 28, 2018 70 vs. Carolina Panthers, Oct 22, 2017	Longest Runs	46 at New Orleans Saints, Oct 29, 2017 45 at Atlanta Falcons, Sep 27, 2020
Completion Percentage	86.2 at San Francisco 49ers, Dec 23, 2018 80.6 at Washington Redskins, Sep 23, 2019	Rushing TDs	1 at Indianapolis Colts, Dec 16, 2023 1 vs. New England Patriots, Dec 07, 2023 ...11 more at 1.

SINGLE-GAME HIGHS - POSTSEASON: QUARTERBACK

Pass Attempts	43 vs. Philadelphia Eagles, Jan 06, 2019 29 at New Orleans Saints, Jan 10, 2021	Completion Percentage	65.5 at New Orleans Saints, Jan 10, 2021 60.5 vs. Philadelphia Eagles, Jan 06, 2019
Pass Completions	26 vs. Philadelphia Eagles, Jan 06, 2019 19 at New Orleans Saints, Jan 10, 2021	Passer Rating	96.8 at New Orleans Saints, Jan 10, 2021 89.6 vs. Philadelphia Eagles, Jan 06, 2019
Yards Passing	303 vs. Philadelphia Eagles, Jan 06, 2019 199 at New Orleans Saints, Jan 10, 2021	Rush Attempts	3 vs. New England Patriots, Jan 15, 2022 3 at New Orleans Saints, Jan 10, 2021
TD Passes	1 at New Orleans Saints, Jan 10, 2021 1 vs. Philadelphia Eagles, Jan 06, 2019	Rushing Yards	3 vs. Philadelphia Eagles, Jan 06, 2019 10 at New Orleans Saints, Jan 10, 2021
Long Passes	45 vs. Philadelphia Eagles, Jan 06, 2019 34 vs. Philadelphia Eagles, Jan 06, 2019 31 vs. Philadelphia Eagles, Jan 06, 2019 28 at New Orleans Saints, Jan 10, 2021 27 vs. Philadelphia Eagles, Jan 06, 2019	Longest Runs	9 vs. Philadelphia Eagles, Jan 06, 2019 7 at New Orleans Saints, Jan 10, 2021 6 vs. Philadelphia Eagles, Jan 06, 2019 4 vs. Philadelphia Eagles, Jan 06, 2019 2 at New Orleans Saints, Jan 10, 2021 1 at New Orleans Saints, Jan 10, 2021

300-YARD PASSING GAMES (7): REGULAR SEASON

DATE	TEAM	NO.	YDS.	AVG.	LG	TD
12/16/17	at Lions	31	314	10.1	22	1
09/30/18	BUCCANEERS	19	354	18.6	47	6
10/14/18	at Dolphins	22	316	14.4	54	3
10/21/18	PATRIOTS	26	333	12.8	54	2
11/11/18	LIONS	23	355	15.4	55	3
11/28/19	at Lions	29	338	11.7	35	3
12/15/19	at Packers	29	334	11.5	34	1

300-YARD PASSING GAMES (1): POSTSEASON

DATE	TEAM	NO.	YDS.	AVG.	LG	TD
01/06/19	EAGLES	26	303	11.7	45	1

2023 GAME-BY-GAME REGULAR-SEASON STATISTICS (STEELERS)

DATE	OPPONENT	P/S	PASSING										RUSHING				W/L	SCORE	
			ATT	CMP	YDS	PCT	Y/A	Y/C	TD	INT	LG	SK/YD	RATE	ATT	YDS	LG			TD
09/10	49ers		DID NOT PLAY (NON-INJURY)																
09/18	Browns		DID NOT PLAY (NON-INJURY)																
09/24	at Raiders		DID NOT PLAY (NON-INJURY)																
10/01	at Texans	P	5	3	18	60.0	3.6	6.0	0	0	8	0/0	67.1	0	0	0	0	L	6-30
10/08	Ravens		DID NOT PLAY (NON-INJURY)																
10/22	at Rams		DID NOT PLAY (NON-INJURY)																
10/29	Jaguars	P	27	15	138	55.6	5.1	9.2	1	2	22t	2/15	51.2	3	18	8	0	L	10-20
11/02	Titans		DID NOT PLAY (NON-INJURY)																
11/12	Packers		DID NOT PLAY (NON-INJURY)																
11/19	at Browns		DID NOT PLAY (NON-INJURY)																
11/26	at Bengals		DID NOT PLAY (NON-INJURY)																
12/03	Cardinals	P	17	11	117	64.7	6.9	10.6	1	0	26	0/0	104.3	3	5	6	0	L	10-24
12/07	Patriots	S	35	22	190	62.9	5.4	8.6	1	1	25t	2/8	74.7	8	30	15	1	L	18-21
12/16	at Colts	S	23	16	169	69.6	7.3	10.6	1	2	25	3/19	68.9	2	1	1t	1	L	13-30
12/23	Bengals		DID NOT PLAY (NON-INJURY)																
12/31	at Seahawks		DID NOT PLAY (NON-INJURY)																
01/06	at Ravens		ON INACTIVE LIST																
2023 TOTALS		5-2	107	67	632	62.6	5.9	9.4	4	5	26	7/42	71.9	16	54	15	2	10-7	

2022 GAME-BY-GAME REGULAR-SEASON STATISTICS (STEELERS)

DATE	OPPONENT	P/S	PASSING											RUSHING				W/L	SCORE			
			ATT	CMP	YDS	PCT	Y/A	Y/C	TD	INT	LG	SK/YD	RATE	ATT	YDS	LG	TD					
09/11	at Bengals	S	38	21	194	55.3	5.1	9.2	1	0	32	1/2	78.2	3	9	6	0	W	23-20+			
09/18	Patriots	S	33	21	168	63.6	5.1	8.0	1	1	23	3/16	73.8	1	7	7	0	L	14-17			
09/22	at Browns	S	32	20	207	62.5	6.5	10.4	0	0	36	1/3	81.1	2	7	6	1	L	17-29			
10/02	Jets	S	13	7	84	53.8	6.5	12.0	0	1	26	3/26	41.8	1	1	1	0	L	20-24			
10/09	at Bills		DID NOT PLAY (NON-INJURY)																	3-38		
10/16	Buccaneers	P	12	9	144	75.0	12.0	16.0	1	0	45	1/6	142.4	6	5	9	0	W	20-18			
10/23	at Dolphins		DID NOT PLAY (NON-INJURY)																	L	10-16	
10/30	at Eagles		DID NOT PLAY (NON-INJURY)																		L	13-35
11/13	Saints		DID NOT PLAY (NON-INJURY)																		W	20-10
11/20	Bengals		DID NOT PLAY (NON-INJURY)																		L	30-37
11/28	at Colts		DID NOT PLAY (NON-INJURY)																		W	24-17
12/04	at Falcons		DID NOT PLAY (NON-INJURY)																		W	19-16
12/11	Ravens	P	30	22	276	73.3	9.2	12.5	1	3	42	1/5	73.1	0	0	0	0	L	14-16			
12/18	at Panthers	S	22	17	179	77.3	8.1	10.5	0	0	38	1/10	100.4	6	9	4	1	W	24-16			
12/24	Raiders		DID NOT PLAY (NON-INJURY)																		W	13-10
01/01	at Ravens		DID NOT PLAY (NON-INJURY)																		W	16-13
01/08	Browns		DID NOT PLAY (NON-INJURY)																		W	28-14
2022 TOTALS		7-5	180	117	1,252	65.0	7.0	10.7	4	5	45	11/68	81.1	19	38	9	2	9-8				

+ - Overtime

2021 GAME-BY-GAME REGULAR-SEASON STATISTICS (BILLS)

DATE	OPPONENT	P/S	PASSING											RUSHING				W/L	SCORE			
			ATT	CMP	YDS	PCT	Y/A	Y/C	TD	INT	LG	SK/YD	RATE	ATT	YDS	LG	TD					
09/12	Steelers		DID NOT PLAY (NON-INJURY)																	L	16-23	
09/19	at Dolphins	P	0	0	0	0.0	0.0	0.0	0	0	0	0/0	0.0	2	-2	-1	0	W	35-0			
09/26	Football Team	P	1	1	1	100.0	1.0	1.0	0	0	1	0/0	79.2	4	19	22	0	W	43-21			
10/03	Texans	P	1	1	8	100.0	8.0	8.0	0	0	8	0/0	100.0	4	10	8	1	W	40-0			
10/10	at Chiefs		DID NOT PLAY (NON-INJURY)																		W	38-20
10/18	at Titans		DID NOT PLAY (NON-INJURY)																		L	31-34
10/31	Dolphins		DID NOT PLAY (NON-INJURY)																		W	26-11
11/07	at Jaguars		DID NOT PLAY (NON-INJURY)																		L	6-9
11/14	at Jets		DID NOT PLAY (NON-INJURY)																		W	45-17
11/21	Colts	P	5	3	19	60.0	3.8	6.3	0	1	8	0/0	28.3	0	0	0	0	L	15-41			
11/25	at Saints	P	0	0	0	0.0	0.0	0.0	0	0	0	0/0	0.0	0	0	0	0	W	31-6			
12/06	Patriots		DID NOT PLAY (NON-INJURY)																		L	10-14
12/12	at Buccaneers		DID NOT PLAY (NON-INJURY)																		L	27-33+
12/19	Panthers		DID NOT PLAY (NON-INJURY)																		W	31-14
12/26	at Patriots		DID NOT PLAY (NON-INJURY)																		W	33-21
01/02	Falcons		DID NOT PLAY (NON-INJURY)																		W	29-15
01/09	Jets	P	1	1	15	100.0	15.0	15.0	0	0	15	0/0	118.8	3	-3	-1	0	W	27-10			
2021 TOTALS		6-0	8	6	43	75.0	5.4	7.2	0	1	15	0/0	47.4	13	24	22	1	11-6				

+ - Overtime

2020 GAME-BY-GAME REGULAR-SEASON STATISTICS (BEARS)

DATE	OPPONENT	P/S	PASSING											RUSHING				W/L	SCORE				
			ATT	CMP	YDS	PCT	Y/A	Y/C	TD	INT	LG	SK/YD	RATE	ATT	YDS	LG	TD						
09/13	at Lions	S	36	20	242	55.6	6.7	12.1	3	0	27	1/28	104.2	3	26	20	0	W	27-23				
09/20	Giants	S	28	18	190	64.3	6.8	10.6	2	2	28	4/21	78.0	4	16	12	0	W	17-13				
09/27	at Falcons	S	22	13	128	59.1	5.8	9.8	1	1	19	2/9	71.8	1	45	45	0	W	30-26				
10/04	Colts		DID NOT PLAY (NON-INJURY)																		L	11-19	
10/08	Buccaneers		DID NOT PLAY (NON-INJURY)																		W	20-19	
10/18	at Panthers		DID NOT PLAY (NON-INJURY)																		W	23-16	
10/26	at Rams		DID NOT PLAY (NON-INJURY)																		L	10-24	
11/01	Saints	P	0	0	0	0.0	0.0	0.0	0	0	0	0/0	0.0	1	3	3	0	L	23-26+				
11/08	at Titans		ON INACTIVE LIST																		L	17-24	
11/16	Vikings		ON INACTIVE LIST																			L	13-19
11/29	at Packers	S	46	26	242	56.5	5.3	9.3	3	2	20	3/13	74.7	3	10	11	0	L	25-41				
12/06	Lions	S	34	26	267	76.5	7.9	10.3	1	0	21	2/18	108.3	3	6	3	0	L	30-34				
12/13	Texans	S	33	24	267	72.7	8.1	11.1	3	0	35	3/26	126.7	4	23	9	0	W	36-7				
12/20	at Vikings	S	21	15	202	71.4	9.6	13.5	1	1	35	1/4	97.7	8	34	8	0	W	33-27				
12/27	at Jaguars	S	35	24	265	68.6	7.6	11.0	2	1	30	1/2	97.9	2	10	6	1	W	41-17				
01/03	Packers	S	42	33	252	78.6	6.0	7.6	0	1	53	1/4	81.7	4	22	13	0	L	16-35				
2020 TOTALS		10-9	297	199	2,055	67.0	6.9	10.3	16	8	53	18/125	93.5	33	195	45	1	8-8					

+ - Overtime

2019 GAME-BY-GAME REGULAR-SEASON STATISTICS (BEARS)

DATE	OPPONENT	P/S	PASSING											RUSHING				W/L	SCORE
			ATT	CMP	YDS	PCT	Y/A	Y/C	TD	INT	LG	SK/YD	RATE	ATT	YDS	LG	TD		
09/05	Packers	S	45	26	228	57.8	5.1	8.8	0	1	27	5/20	62.1	3	11	7	0	L	3-10
09/15	at Broncos	S	27	16	120	59.3	4.4	7.5	0	0	25	0/0	70.0	1	8	8	0	W	16-14
09/23	at Redskins	S	31	25	231	80.6	7.5	9.2	3	1	36t	3/23	116.5	1	2	2	0	W	31-15
09/29	Vikings	S	3	2	9	66.7	3.0	4.5	0	0	6	0/0	70.1	0	0	0	0	W	16-6
10/06	at Raiders	S	INACTIVE															L	21-24
10/20	Saints	S	54	34	251	63.0	4.6	7.4	2	0	28	2/16	86.3	0	0	0	0	L	25-36
10/27	Chargers	S	35	23	253	65.7	7.2	11.0	0	1	35	4/27	75.1	4	10	11	0	L	16-17
11/03	at Eagles	S	21	10	125	47.6	6.0	12.5	0	0	53	3/23	66.6	2	15	8	0	L	14-22
11/10	Lions	S	23	16	173	69.6	7.5	10.8	3	0	33	5/28	131.0	3	8	3	0	W	20-13
11/17	at Rams	S	43	24	190	55.8	4.4	7.9	1	1	19	1/2	65.1	1	4	4	0	L	7-17
11/24	Giants	S	41	25	278	61.0	6.8	11.1	1	2	49	2/8	69.0	7	18	12	1	W	19-14
11/28	at Lions	S	38	29	338	76.3	8.9	11.7	3	1	35	1/7	118.1	4	4	2	0	W	24-20
12/05	Cowboys	S	31	23	244	74.2	7.9	10.6	3	1	33	2/13	115.5	10	63	23t	1	W	31-24
12/15	at Packers	S	53	29	334	54.7	6.3	11.5	1	2	34	3/15	64.5	4	29	9	0	L	13-21
12/22	Chiefs	S	34	18	157	52.9	4.6	8.7	0	0	20	3/24	65.4	6	20	8	0	L	3-26
12/29	at Vikings	S	37	26	207	70.3	5.6	8.0	0	0	32	4/28	84.0	2	1	1	0	W	21-19
2019 TOTALS		15-15	516	326	3,138	63.2	6.1	9.6	17	10	53	38/234	83.0	48	193	23T	2	8-8	

2018 GAME-BY-GAME REGULAR-SEASON STATISTICS (BEARS)

DATE	OPPONENT	P/S	PASSING											RUSHING				W/L	SCORE
			ATT	CMP	YDS	PCT	Y/A	Y/C	TD	INT	LG	SK/YD	RATE	ATT	YDS	LG	TD		
09/09	at Packers	S	35	23	171	65.7	4.9	7.4	0	0	33	4/16	77.2	7	32	9	1	L	23-24
09/17	Seahawks	S	34	25	200	73.5	5.9	8.0	2	2	18	2/15	83.0	5	24	17	0	W	24-17
09/23	at Cardinals	S	35	24	220	68.6	6.3	9.2	0	1	39	3/26	75.5	2	8	7	0	W	16-14
09/30	Buccaneers	S	26	19	354	73.1	13.6	18.6	6	0	47	1/10	154.6	3	53	26	0	W	48-10
10/14	at Dolphins	S	31	22	316	71.0	10.2	14.4	3	1	54	2/13	122.5	8	47	28	0	L	28-31+
10/21	Patriots	S	50	26	333	52.0	6.7	12.8	2	2	54	2/14	68.8	6	81	39	1	L	31-38
10/28	Jets	S	29	16	220	55.2	7.6	13.8	2	0	70t	2/4	102.7	6	51	13	0	W	24-10
11/04	at Bills	S	20	12	135	60.0	6.8	11.3	1	1	26	1/9	76.0	1	6	6	0	W	41-9
11/11	Lions	S	30	23	355	76.7	11.8	15.4	3	0	55	1/7	148.6	3	18	8	1	W	34-22
11/18	Vikings	S	31	20	165	64.5	5.3	8.3	1	2	18t	1/5	61.9	10	43	13	0	W	25-20
11/22	at Lions	S	INACTIVE															L	23-16
12/02	at Giants	S	INACTIVE															L	27-30+
12/09	Rams	S	30	16	110	53.3	3.7	6.9	1	3	17	1/10	33.3	6	23	13	0	W	15-6
12/16	Packers	S	28	20	235	71.4	8.4	11.8	2	0	30	1/3	120.4	3	16	14	0	W	24-17
12/23	at 49ers	S	29	25	246	86.2	8.5	9.8	1	0	43	3/11	113.5	5	3	3	0	W	14-9
12/30	at Vikings	S	26	18	163	69.2	6.3	9.1	0	0	40	0/0	85.9	3	16	12	0	W	24-10
2018 TOTALS		14-14	434	289	3,223	66.6	7.4	11.2	24	12	70T	24/143	95.4	68	421	39	3	12-4	

+ - Overtime


2017 GAME-BY-GAME REGULAR-SEASON STATISTICS (BEARS)

DATE	OPPONENT	P/S	PASSING											RUSHING				W/L	SCORE
			ATT	CMP	YDS	PCT	Y/A	Y/C	TD	INT	LG	SK/YD	RATE	ATT	YDS	LG	TD		
09/10	Falcons	S	DID NOT PLAY (NON-INJURY)															L	17-23
09/17	at Buccaneers	S	DID NOT PLAY (NON-INJURY)															L	7-29
09/24	Steelers	S	DID NOT PLAY (NON-INJURY)															W	23-17+
09/28	at Packers	S	DID NOT PLAY (NON-INJURY)															L	14-35
10/09	Vikings	S	25	12	128	48.0	5.1	10.7	1	1	20t	1/7	60.1	3	22	13	0	L	17-20
10/15	at Ravens	S	16	8	113	50.0	7.1	14.1	1	0	27t	4/23	94.0	4	32	19	0	W	27-24+
10/22	Panthers	S	7	4	107	57.1	15.3	26.8	0	0	70	4/22	101.8	5	3	7	0	W	17-3
10/29	at Saints	S	32	14	164	43.8	5.1	11.7	0	1	45	2/14	46.9	3	53	46	0	L	12-20
11/12	Packers	S	35	21	297	60.0	8.5	14.1	1	0	46t	5/29	97.0	0	0	0	0	L	16-23
11/19	Lions	S	30	18	179	60.0	6.0	9.9	1	0	22	2/3	88.1	6	53	19	0	L	24-27
11/26	at Eagles	S	33	17	147	51.5	4.5	8.6	0	2	19	2/13	38.3	4	12	11	0	L	3-31
12/03	49ers	S	15	12	102	80.0	6.8	8.5	1	0	21	2/17	117.2	4	19	9	0	L	14-15
12/10	at Bengals	S	32	25	271	78.1	8.5	10.8	1	0	36	2/21	112.4	2	5	4t	1	W	33-7
12/16	at Lions	S	46	31	314	67.4	6.8	10.1	1	3	22	2/8	66.8	2	3	5	0	L	10-20
12/24	Browns	S	23	14	193	60.9	8.4	13.8	0	0	40	5/32	87.8	7	44	14	1	W	20-3
12/31	at Vikings	S	36	20	178	55.6	4.9	8.9	0	0	30	1/7	69.0	1	2	2	0	L	10-23
2017 TOTALS		12-12	330	196	2,193	59.4	6.6	11.2	7	7	70	31/196	77.5	41	248	46	2	5-11	

+ - Overtime

2023 GAME-BY-GAME POSTSEASON STATISTICS (STEELERS)

DATE	OPPONENT	P/S	PASSING											RUSHING				W/L	SCORE
			ATT	CMP	YDS	PCT	Y/A	Y/C	TD	INT	LG	SK/YD	RATE	ATT	YDS	LG	TD		
01/15	at Bills	S	INACTIVE															L	17-31
2023 TOTALS		0-0	0	0	0	0.0	0.0	0.0	0	0	0	0/0	0.0	0	0	0	0	0-1	



38

LINEBACKER

MYKAL WALKER

HEIGHT: 6-3 **BIRTHPLACE:** Sacramento, CA

WEIGHT: 232 **HOW ACQUIRED:** FA '23

BORN: August 28, 1997 **NFL EXPERIENCE:** 4th year

COLLEGE: Fresno State

MYKAL WALKER'S NFL REGULAR SEASON DEFENSIVE STATISTICS

DATE	TEAM	GP	GS	TACKLES				INTERCEPTIONS				O. FUMB			ST			MISC									
				TK	S	A	TFL	YDS	SK	YDS	QBH	NO	YDS	LG	TD	PD	FF	FR	TD	YDS	TK	S	A	FF	FR	S	A
2020	Falcons	16	6	39	26	13	1	7	0.0	0.0	2	0	0	0	1	1	0	0	6	5	1	0	0	0	0		
2021	Falcons	17	2	28	15	13	0	0	0.0	0.0	1	1	66	66	1	4	0	1	0	4	7	2	5	0	0		
2022	Falcons	16	12	107	56	51	4	23	1.0	9.0	1	2	33	21	0	6	1	0	0	0	0	0	0	0	0		
2023	Raiders	0	0	0	0	0	0	0	0.0	0.0	0	0	0	0	0	0	0	0	0	0	0	0	0	0	0		
Went from Las Vegas to Pittsburgh.																											
2023	Steelers	1	1	33	21	12	2	2	0.0	0.0	0	1	30	30	0	2	0	0	0	0	0	0	0	0	0	0	
2023	TOTAL	1	1	33	21	12	2	2	0.0	0.0	0	1	30	30	0	2	0	0	0	0	0	0	0	0	0	0	
NFL TOTALS		50	21	207	118	89	7	32	1.0	9.0	4	4	129	66T	1	13	2	1	0	4	13	7	6	0	0	0	

MYKAL WALKER'S NFL POSTSEASON DEFENSIVE STATISTICS

DATE	TEAM	GP	GS	TACKLES				INTERCEPTIONS				O. FUMB			ST			MISC								
				TK	S	A	TFL	YDS	SK	YDS	QBH	NO	YDS	LG	TD	PD	FF	FR	TD	YDS	TK	S	A	FF	FR	S
2023	Steelers	1	1	3	1	2	0	0	0.0	0.0	0	0	0	0	0	0	0	0	0	0	0	0	0	0	0	0
NFL TOTALS		1	1	3	1	2	0	0	0.0	0.0	0	0	0	0	0	0	0	0	0	0	0	0	0	0	0	0

SINGLE-GAME HIGHS: DEFENSIVE

- Total Tackles 11 vs. Carolina Panthers, Oct 30, 2022
11 at Tampa Bay Buccaneers, Oct 09, 2022
...2 more at 11.
- Solo Tackles 8 vs. Carolina Panthers, Oct 30, 2022
8 vs. Cleveland Browns, Oct 02, 2022
...1 more at 8.
- Sacks 1.0 vs. New Orleans Saints, Sep 11, 2022
- Passes Defensed 2 at Washington Commanders, Nov 27, 2022
2 vs. Chicago Bears, Nov 20, 2022
- Forced Fumbles 1 vs. New Orleans Saints, Sep 11, 2022
1 vs. Chicago Bears, Sep 27, 2020
- Fumble Recoveries 1 at Tampa Bay Buccaneers, Sep 19, 2021
- Tackles For Loss 2 vs. New Orleans Saints, Sep 11, 2022
1 vs. Arizona Cardinals, Dec 03, 2023
...3 more at 1.
- Interceptions 1 at Pittsburgh Steelers, Dec 07, 2023
1 at Washington Commanders, Nov 27, 2022
...2 more at 1.
- Interception Return Yards 66 at Carolina Panthers, Dec 12, 2021
21 at Los Angeles Rams, Sep 18, 2022
- Special Teams Tackles 2 vs. Denver Broncos, Nov 08, 2020
1 at Buffalo Bills, Jan 02, 2022
...10 more at 1.
- Longest Opp Fumble Return 4 at Tampa Bay Buccaneers, Sep 19, 2021

SINGLE-GAME HIGHS - POSTSEASON: DEFENSIVE

- Total Tackles 3 at Buffalo Bills, Jan 15, 2024
- Solo Tackles 1 at Buffalo Bills, Jan 15, 2024

2023 GAME-BY-GAME REGULAR-SEASON STATISTICS (RAIDERS/STEELERS)

DATE	OPPONENT	P/S	TACKLES				INTERCEPTIONS				O. FUMB			ST			MISC		W/L	SCORE							
			TK	S	A	SK	YDS	TFL	YDS	QBH	NO	YDS	LG	TD	PD	FF	FR	TD			YDS	TK	S	A	FF	FR	S
09/10	at Broncos																								W	17-16	
09/17	at Bills																								L	10-38	
09/24	Steelers																								L	18-23	
10/01	at Chargers																								L	17-24	
10/09	Packers																								W	17-13	
10/15	Patriots																								W	21-17	
10/22	at Bears																								L	12-30	
Went from Raiders to Steelers.																											
12/03	Cardinals	S	10	7	3	0.0	0.0	1	0	0	0	0	0	0	0	0	0	0	0	0	0	0	0	0	0	L	10-24
2023 TOTALS		1-1	10	7	3	0.0	0.0	1	0	0	0	0	0	0	0	0	0	0	0	0	0	0	0	0	0	3-5	

2022 GAME-BY-GAME REGULAR-SEASON STATISTICS (FALCONS)

DATE	OPPONENT	P/S	TACKLES							INTERCEPTIONS				O. FUMB			ST			MISC		W/L	SCORE				
			TK	S	A	SK	YDS	TFL	YDS	QBH	NO	YDS	LG	TD	PD	FF	FR	TD	YDS	TK	S			A	FF	FR	S
09/11	Saints	S	6	4	2	1.0	9.0	2	19	1	0	0	0	0	0	1	0	0	0	0	0	0	0	0	0	L	26-27
09/18	at Rams	S	7	5	2	0.0	0.0	0	0	0	1	21	21	0	1	0	0	0	0	0	0	0	0	0	0	L	27-31
09/25	at Seahawks	S	9	8	1	0.0	0.0	0	0	0	0	0	0	0	1	0	0	0	0	0	0	0	0	0	0	W	27-23
10/02	Browns	S	11	8	3	0.0	0.0	0	0	0	0	0	0	0	0	0	0	0	0	0	0	0	0	0	0	W	23-20
10/09	at Buccaneers	S	11	6	5	0.0	0.0	0	0	0	0	0	0	0	0	0	0	0	0	0	0	0	0	0	0	L	15-21
10/16	49ers																									W	28-14
10/23	at Bengals	S	4	0	4	0.0	0.0	0	0	0	0	0	0	0	0	0	0	0	0	0	0	0	0	0	0	L	17-35
10/30	Panthers	S	11	8	3	0.0	0.0	1	1	0	0	0	0	0	0	0	0	0	0	0	0	0	0	0	0	W	37-34
11/06	Chargers	S	9	4	5	0.0	0.0	0	0	0	0	0	0	0	0	0	0	0	0	0	0	0	0	0	0	L	17-20
11/10	at Panthers	S	8	5	3	0.0	0.0	0	0	0	0	0	0	0	0	0	0	0	0	0	0	0	0	0	0	L	15-25
11/20	Bears	S	8	3	5	0.0	0.0	1	3	0	0	0	0	0	0	2	0	0	0	0	0	0	0	0	0	W	27-24
11/27	at Commanders	S	9	1	8	0.0	0.0	0	0	0	1	12	12	0	2	0	0	0	0	0	0	0	0	0	0	L	13-19
12/04	Steelers	S	8	2	6	0.0	0.0	0	0	0	0	0	0	0	0	0	0	0	0	0	0	0	0	0	0	L	16-19
12/18	at Saints	P	3	0	3	0.0	0.0	0	0	0	0	0	0	0	0	0	0	0	0	0	0	0	0	0	0	L	18-21
12/24	at Ravens	P	1	1	0	0.0	0.0	0	0	0	0	0	0	0	0	0	0	0	0	0	0	0	0	0	0	L	9-17
01/01	Cardinals	P	1	1	0	0.0	0.0	0	0	0	0	0	0	0	0	0	0	0	0	0	0	0	0	0	0	W	20-19
01/08	Buccaneers	P	1	0	1	0.0	0.0	0	0	0	0	0	0	0	0	0	0	0	0	0	0	0	0	0	0	W	30-17
2022 TOTALS		16-12	107	56	51	1.0	9.0	4	23	1	2	33	21	0	6	1	0	0	0	0	0	0	0	0	0	7-10	

+/- Overtime

2021 GAME-BY-GAME REGULAR-SEASON STATISTICS (FALCONS)

DATE	OPPONENT	P/S	TACKLES							INTERCEPTIONS				O. FUMB			ST			MISC		W/L	SCORE					
			TK	S	A	SK	YDS	TFL	YDS	QBH	NO	YDS	LG	TD	PD	FF	FR	TD	YDS	TK	S			A	FF	FR	S	A
09/12	Eagles	P	1	0	1	0.0	0.0	0	0	0	0	0	0	0	0	0	0	0	0	1	0	1	0	0	0	L	6-32	
09/19	at Buccaneers	P	1	0	1	0.0	0.0	0	0	0	0	0	0	0	0	0	1	0	0	4	1	1	0	0	0	L	25-48	
09/26	at Giants	P	0	0	0	0.0	0.0	0	0	0	0	0	0	0	1	0	0	0	0	1	0	1	0	0	0	W	17-14	
10/03	Football Team	P	0	0	0	0.0	0.0	0	0	0	0	0	0	0	0	0	0	0	0	1	0	1	0	0	0	L	30-34	
10/10	Jets	P	0	0	0	0.0	0.0	0	0	0	0	0	0	0	0	0	0	0	0	0	0	0	0	0	0	W	27-20	
10/24	at Dolphins	P	0	0	0	0.0	0.0	0	0	0	0	0	0	0	0	0	0	0	0	0	0	0	0	0	0	W	30-28	
10/31	Panthers	P	0	0	0	0.0	0.0	0	0	0	0	0	0	0	0	0	0	0	0	0	0	0	0	0	0	L	13-19	
11/07	at Saints	P	1	0	1	0.0	0.0	0	0	0	0	0	0	0	0	0	0	0	0	0	0	0	0	0	0	W	27-25	
11/14	at Cowboys	P	2	2	0	0.0	0.0	0	0	0	0	0	0	0	0	0	0	0	0	0	0	0	0	0	0	L	3-43	
11/18	Patriots	P	1	0	1	0.0	0.0	0	0	0	0	0	0	0	0	0	0	0	0	0	1	0	1	0	0	L	0-25	
11/28	at Jaguars	P	11	6	5	0.0	0.0	0	1	0	0	0	0	0	1	0	0	0	0	0	1	0	1	0	0	W	21-14	
12/05	Buccaneers	P	0	0	0	0.0	0.0	0	0	0	0	0	0	0	0	0	0	0	0	0	0	0	0	0	0	L	17-30	
12/12	at Panthers	P	0	0	0	0.0	0.0	0	0	1	66	66	1	1	0	0	0	0	0	0	0	0	0	0	0	W	29-21	
12/19	at 49ers	P	0	0	0	0.0	0.0	0	0	0	0	0	0	0	0	0	0	0	0	0	0	0	0	0	0	L	13-31	
12/26	Lions	P	5	4	1	0.0	0.0	0	0	0	0	0	0	0	0	0	0	0	0	0	0	0	0	0	0	W	20-16	
01/02	at Bills	S	1	1	0	0.0	0.0	0	0	0	0	0	0	0	1	0	0	0	0	0	1	1	0	0	0	L	15-29	
01/09	Saints	P	5	2	3	0.0	0.0	0	0	0	0	0	0	0	0	0	0	0	0	0	0	0	0	0	0	L	20-30	
2021 TOTALS		17-2	28	15	13	0.0	0.0	0	0	1	1	66	66	1	4	0	1	0	0	4	7	2	5	0	0	0	7-10	

2020 GAME-BY-GAME REGULAR-SEASON STATISTICS (FALCONS)

DATE	OPPONENT	P/S	TACKLES							INTERCEPTIONS				O. FUMB			ST			MISC		W/L	SCORE					
			TK	S	A	SK	YDS	TFL	YDS	QBH	NO	YDS	LG	TD	PD	FF	FR	TD	YDS	TK	S			A	FF	FR	S	A
09/13	Seahawks	P	3	1	2	0.0	0.0	0	0	0	0	0	0	0	0	0	0	0	0	0	0	0	0	0	0	L	25-38	
09/20	at Cowboys	P	6	3	3	0.0	0.0	0	0	0	0	0	0	0	0	0	0	0	0	0	0	0	0	0	0	L	39-40	
09/27	Bears	S	8	6	2	0.0	0.0	1	7	1	0	0	0	0	0	1	0	0	0	0	0	0	0	0	0	L	26-30	
10/05	at Packers	S	2	2	0	0.0	0.0	0	0	0	0	0	0	0	0	0	0	0	0	0	0	0	0	0	0	L	16-30	
10/11	Panthers	P	1	0	1	0.0	0.0	0	0	0	0	0	0	0	0	0	0	0	0	0	0	0	0	0	0	L	16-23	
10/18	at Vikings	S	0	0	0	0.0	0.0	0	1	0	0	0	0	0	0	0	0	0	0	0	0	0	0	0	0	W	40-23	
10/25	Lions	P	3	2	1	0.0	0.0	0	0	0	0	0	0	0	0	0	0	0	0	0	0	0	0	0	0	L	22-23	
10/29	at Panthers	P	0	0	0	0.0	0.0	0	0	0	0	0	0	0	0	0	0	0	0	0	0	0	0	0	0	W	25-17	
11/08	Broncos	P	1	1	0	0.0	0.0	0	0	0	0	0	0	0	0	0	0	0	0	0	2	2	0	0	0	W	34-27	
11/22	at Saints	S	2	2	0	0.0	0.0	0	0	0	0	0	0	0	1	0	0	0	0	0	0	0	0	0	0	L	9-24	
11/29	Raiders	S	0	0	0	0.0	0.0	0	0	0	0	0	0	0	0	0	0	0	0	0	0	0	0	0	0	W	43-6	
12/06	Saints	S	4	3	1	0.0	0.0	0	0	0	0	0	0	0	0	0	0	0	0	0	1	1	0	0	0	L	16-21	
12/13	at Chargers	P	4	4	0	0.0	0.0	0	0	0	0	0	0	0	0	0	0	0	0	0	1	1	0	0	0	L	17-20	
12/20	Buccaneers	P	0	0	0	0.0	0.0	0	0	0	0	0	0	0	0	0	0	0	0	0	1	1	0	0	0	L	27-31	
12/27	at Chiefs	P	3	1	2	0.0	0.0	0	0	0	0	0	0	0	0	0	0	0	0	0	1	1	0	0	0	L	14-17	
01/03	at Buccaneers	P	2	1	1	0.0	0.0	0	0	0	0	0	0	0	0	0	0	0	0	0	0	0	0	0	0	L	27-44	
2020 TOTALS		16-6	39	26	13	0.0	0.0	1	7	2	0	0	0	0	1	1	0	0	0	6	5	1	0	0	0	0	4-12	

2023 GAME-BY-GAME POSTSEASON STATISTICS (STEELERS)

DATE	OPPONENT	P/S	TACKLES							INTERCEPTIONS				O. FUMB			ST			MISC		W/L	SCORE					
			TK	S	A	SK	YDS	TFL	YDS	QBH	NO	YDS	LG	TD	PD	FF	FR	TD	YDS	TK	S			A	FF	FR	S	A
01/15	at Bills	S	3	1	2	0.0	0.0	0	0	0	0	0	0	0	0	0	0	0	0	0	0	0	0	0	0	L	17-31	
2023 TOTALS		1-1	3	1	2	0.0	0.0	0	0	0	0	0	0	0	0	0	0	0	0	0	0	0	0	0	0	0	0-1	



29

HEIGHT: 6-0
WEIGHT: 179
BORN: June 12, 1995
COLLEGE: Alabama

BIRTHPLACE: Tucson, AZ
HOW ACQUIRED: FA '22
NFL EXPERIENCE: 6th year

CORNERBACK

LEVI WALLACE

(112 yds last season)

COMMUNITY

- ✦ Hosted a youth football camp and combine during the 2023 offseason
- ✦ Donated daycare supplies to a local Pittsburgh daycare during the 2023 offseason
- ✦ Visited the daycare to assemble the donations and spend time with the children
- ✦ Hosts a golf tournament to raise funds for his foundation
- ✦ Volunteered at Buffalo City Mission, a shelter that provides shelter, hot meals, counseling and recuperative care to the homeless by serving meals.
- ✦ Reads to children at daycares and centers
- ✦ Levi Wallace Foundation: Helping to bridge the gap in marginalized communities by providing the youth with impactful opportunities, resources, and programs that will not only maximize their potential, but directly highlight their growth

LEVI WALLACE'S NFL REGULAR SEASON DEFENSIVE STATISTICS

DATE	TEAM	GP	GS	TACKLES					INTERCEPTIONS					O. FUMB			ST			MISC							
				TK	S	A	TFL	YDS	SK	YDS	QBH	NO	YDS	LG	TD	PD	FF	FR	TD	YDS	TK	S	A	FF	FR	S	A
2018	Bills	7	7	37	24	13	1	1	0.0	0.0	1	0	0	0	0	3	0	0	0	0	0	0	0	0	0	0	0
2019	Bills	16	16	76	66	10	4	4	0.0	0.0	0	2	2	2	0	9	0	0	0	0	0	0	0	0	0	0	0
2020	Bills	12	12	48	34	14	1	2	0.0	0.0	0	2	0	0	0	8	0	0	0	0	0	0	0	0	0	0	0
2021	Bills	17	17	58	47	11	1	4	0.0	0.0	0	2	29	15	0	10	1	0	0	0	0	0	0	0	0	0	0
2022	Steelers	15	9	48	33	15	0	0	0.0	0.0	0	4	6	3	0	13	0	0	0	0	0	0	0	0	0	0	0
2023	Steelers	16	9	38	32	6	0	0	0.0	0.0	0	2	0	0	0	11	0	0	0	0	0	0	0	0	0	0	0
NFL TOTALS		83	70	305	236	69	7	11	0.0	0.0	2	12	37	15	0	54	0	1	0	0	0	0	0	0	0	0	0

LEVI WALLACE'S NFL POSTSEASON DEFENSIVE STATISTICS

DATE	TEAM	GP	GS	TACKLES					INTERCEPTIONS					O. FUMB			ST			MISC							
				TK	S	A	TFL	YDS	SK	YDS	QBH	NO	YDS	LG	TD	PD	FF	FR	TD	YDS	TK	S	A	FF	FR	S	A
2019	Bills	0	0	0	0	0	0	0	0.0	0.0	0	0	0	0	0	0	0	0	0	0	0	0	0	0	0	0	0
2020	Bills	3	3	12	8	4	2	11	1.0	11.0	1	0	0	0	0	1	0	0	0	0	0	0	0	0	0	0	0
2021	Bills	2	2	11	8	3	1	2	0.0	0.0	0	1	0	0	0	1	0	0	0	0	0	0	0	0	0	0	0
2023	Steelers	1	0	1	0	1	0	0	0.0	0.0	0	0	0	0	0	0	0	0	0	0	0	0	0	0	0	0	0
NFL TOTALS		6	5	24	16	8	3	13	1.0	11.0	1	1	0	0	1	1	0	0	0	0	0	0	0	0	0	0	0

SINGLE-GAME HIGHS: DEFENSIVE

- Total Tackles: 10 at San Francisco 49ers, Dec 07, 2020
- Solo Tackles: 8 at New York Giants, Sep 15, 2019
- Passes Defensed: 4 at Las Vegas Raiders, Sep 24, 2023
- Fumble Recoveries: 1 at Jacksonville Jaguars, Nov 07, 2021
- Tackles For Loss: 1 at Jacksonville Jaguars, Nov 07, 2021
- Interceptions: 2 at Las Vegas Raiders, Sep 24, 2023
- Interception Return Yards: 15 at New York Jets, Nov 14, 2021

SINGLE-GAME HIGHS - POSTSEASON: DEFENSIVE

- Total Tackles: 6 at Kansas City Chiefs, Jan 23, 2022
- Solo Tackles: 4 at Kansas City Chiefs, Jan 23, 2022
- Sacks: 1.0 vs. Baltimore Ravens, Jan 16, 2021
- Passes Defensed: 1 vs. New England Patriots, Jan 15, 2022
- Forced Fumbles: 1 vs. Indianapolis Colts, Jan 09, 2021
- Tackles For Loss: 1 at Kansas City Chiefs, Jan 23, 2022
- Interceptions: 1 vs. New England Patriots, Jan 15, 2022

2023 GAME-BY-GAME REGULAR-SEASON STATISTICS (STEELERS)

DATE	OPPONENT	P/S	TACKLES							INTERCEPTIONS					O. FUMB			ST			MISC		W/L	SCORE					
			TK	S	A	SK	YDS	TFL	YDS	QBH	NO	YDS	LG	TD	PD	FF	FR	TD	YDS	TK	S	A			FF	FR	S	A	
09/10	49ers	S	3	2	1	0.0	0.0	0	0	0	0	0	0	0	0	0	0	0	0	0	0	0	0	0	0	L	7-30		
09/18	Browns	P	5	5	0	0.0	0.0	0	0	0	0	0	0	0	0	0	0	0	0	0	0	0	0	0	0	W	26-22		
09/24	at Raiders	S	6	4	2	0.0	0.0	0	0	0	2	0	0	0	4	0	0	0	0	0	0	0	0	0	0	W	23-18		
10/01	at Texans	S	4	4	0	0.0	0.0	0	0	0	0	0	0	0	2	0	0	0	0	0	0	0	0	0	0	L	6-30		
10/08	Ravens	S	3	3	0	0.0	0.0	0	0	0	0	0	0	0	1	0	0	0	0	0	0	0	0	0	0	W	17-10		
10/22	at Rams	S	3	0	3	0.0	0.0	0	0	0	0	0	0	0	0	0	0	0	0	0	0	0	0	0	0	W	24-17		
10/29	Jaguars		ON INACTIVE LIST																									L	10-20
11/02	Titans	P	0	0	0	0.0	0.0	0	0	0	0	0	0	0	2	0	0	0	0	0	0	0	0	0	0	W	20-16		
11/12	Packers	P	1	1	0	0.0	0.0	0	0	0	0	0	0	0	0	0	0	0	0	0	0	0	0	0	0	W	23-19		
11/19	at Browns	S	0	0	0	0.0	0.0	0	0	0	0	0	0	0	0	0	0	0	0	0	0	0	0	0	0	L	10-13		
11/26	at Bengals	P	0	0	0	0.0	0.0	0	0	0	0	0	0	0	1	0	0	0	0	0	0	0	0	0	0	W	16-10		
12/03	Cardinals	P	2	2	0	0.0	0.0	0	0	0	0	0	0	0	0	0	0	0	0	0	0	0	0	0	0	L	10-24		
12/07	Patriots	P	1	1	0	0.0	0.0	0	0	0	0	0	0	0	0	0	0	0	0	0	0	0	0	0	0	L	18-21		
12/16	at Colts	P	3	3	0	0.0	0.0	0	0	0	0	0	0	0	0	0	0	0	0	0	0	0	0	0	0	L	13-30		
12/23	Bengals	S	5	5	0	0.0	0.0	0	0	0	0	0	0	0	1	0	0	0	0	0	0	0	0	0	0	W	34-11		
12/31	at Seahawks	S	1	1	0	0.0	0.0	0	0	0	0	0	0	0	0	0	0	0	0	0	0	0	0	0	0	W	30-23		
01/06	at Ravens	S	1	1	0	0.0	0.0	0	0	0	0	0	0	0	0	0	0	0	0	0	0	0	0	0	0	W	17-10		
2023 TOTALS		16-9	38	32	6	0.0	0.0	0	0	0	2	0	0	0	11	0	0	0	0	0	0	0	0	0	0	10-7			

2022 GAME-BY-GAME REGULAR-SEASON STATISTICS (STEELERS)

DATE	OPPONENT	P/S	TACKLES							INTERCEPTIONS					O. FUMB			ST			MISC		W/L	SCORE					
			TK	S	A	SK	YDS	TFL	YDS	QBH	NO	YDS	LG	TD	PD	FF	FR	TD	YDS	TK	S	A			FF	FR	S	A	
09/11	at Bengals	P	3	2	1	0.0	0.0	0	0	0	0	0	0	0	1	0	0	0	0	0	0	0	0	0	0	W	23-20+		
09/18	Patriots	P	1	1	0	0.0	0.0	0	0	0	0	0	0	0	0	0	0	0	0	0	0	0	0	0	0	L	14-17		
09/22	at Browns	P	3	2	1	0.0	0.0	0	0	0	0	0	0	0	1	0	0	0	0	0	0	0	0	0	0	L	17-29		
10/02	Jets	S	3	1	2	0.0	0.0	0	0	0	0	0	0	0	0	0	0	0	0	0	0	0	0	0	0	L	20-24		
10/09	at Bills	S	3	2	1	0.0	0.0	0	0	0	1	0	0	0	2	0	0	0	0	0	0	0	0	0	0	L	3-38		
10/16	Buccaneers		ON INACTIVE LIST																									W	20-18
10/23	at Dolphins	S	3	2	1	0.0	0.0	0	0	0	0	0	0	0	0	0	0	0	0	0	0	0	0	0	0	L	10-16		
10/30	at Eagles		ON INACTIVE LIST																									L	13-35
11/13	Saints	S	5	5	0	0.0	0.0	0	0	0	1	0	0	0	3	0	0	0	0	0	0	0	0	0	0	W	20-10		
11/20	Bengals	S	4	3	1	0.0	0.0	0	0	0	1	3	3	0	2	0	0	0	0	0	0	0	0	0	0	L	30-37		
11/28	at Colts	S	5	3	2	0.0	0.0	0	0	0	0	0	0	0	2	0	0	0	0	0	0	0	0	0	0	W	24-17		
12/04	at Falcons	P	6	3	3	0.0	0.0	0	0	0	0	0	0	0	0	0	0	0	0	0	0	0	0	0	0	W	19-16		
12/11	Ravens	P	3	3	0	0.0	0.0	0	0	0	0	0	0	0	0	0	0	0	0	0	0	0	0	0	0	L	14-16		
12/18	at Panthers	S	2	2	0	0.0	0.0	0	0	0	0	0	0	0	0	0	0	0	0	0	0	0	0	0	0	W	24-16		
12/24	Raiders	S	3	2	1	0.0	0.0	0	0	0	0	0	0	0	1	0	0	0	0	0	0	0	0	0	0	W	13-10		
01/01	at Ravens	P	3	2	1	0.0	0.0	0	0	0	0	0	0	0	0	0	0	0	0	0	0	0	0	0	0	W	16-13		
01/08	Browns	S	1	0	1	0.0	0.0	0	0	0	1	3	3	0	1	0	0	0	0	0	0	0	0	0	0	W	28-14		
2022 TOTALS		15-9	48	33	15	0.0	0.0	0	0	0	4	6	3	0	13	0	0	0	0	0	0	0	0	0	0	9-8			

+ - Overtime

2021 GAME-BY-GAME REGULAR-SEASON STATISTICS (BILLS)

DATE	OPPONENT	P/S	TACKLES							INTERCEPTIONS					O. FUMB			ST			MISC		W/L	SCORE			
			TK	S	A	SK	YDS	TFL	YDS	QBH	NO	YDS	LG	TD	PD	FF	FR	TD	YDS	TK	S	A			FF	FR	S
09/12	Steelers	S	4	4	0	0.0	0.0	0	0	0	0	0	0	0	1	0	0	0	0	0	0	0	0	0	0	L	16-23
09/19	at Dolphins	S	2	2	0	0.0	0.0	0	0	0	1	14	14	0	2	0	0	0	0	0	0	0	0	0	0	W	35-0
09/26	Football Team	S	2	2	0	0.0	0.0	0	0	0	0	0	0	0	0	0	0	0	0	0	0	0	0	0	0	W	43-21
10/03	Texans	S	2	2	0	0.0	0.0	0	0	0	0	0	0	0	1	0	0	0	0	0	0	0	0	0	0	W	40-0
10/10	at Chiefs	S	6	5	1	0.0	0.0	0	0	0	0	0	0	0	0	0	0	0	0	0	0	0	0	0	0	W	38-20
10/18	at Titans	S	3	3	0	0.0	0.0	0	0	0	0	0	0	0	1	0	0	0	0	0	0	0	0	0	0	L	31-34
10/31	Dolphins	S	5	5	0	0.0	0.0	0	0	0	0	0	0	0	1	0	0	0	0	0	0	0	0	0	0	W	26-11
11/07	at Jaguars	S	7	6	1	0.0	0.0	1	4	0	0	0	0	0	1	0	1	0	0	0	0	0	0	0	0	L	6-9
11/14	at Jets	S	2	2	0	0.0	0.0	0	0	0	1	15	15	0	1	0	0	0	0	0	0	0	0	0	0	W	45-17
11/21	Colts	S	4	3	1	0.0	0.0	0	0	0	0	0	0	0	0	0	0	0	0	0	0	0	0	0	0	L	15-41
11/25	at Saints	S	3	1	2	0.0	0.0	0	0	0	0	0	0	0	0	0	0	0	0	0	0	0	0	0	0	W	31-6
12/06	Patriots	S	3	1	2	0.0	0.0	0	0	0	0	0	0	0	0	0	0	0	0	0	0	0	0	0	0	L	10-14
12/12	at Buccaneers	S	2	1	1	0.0	0.0	0	0	0	0	0	0	0	0	0	0	0	0	0	0	0	0	0	0	L	27-33+
12/19	Panthers	S	4	4	0	0.0	0.0	0	0	0	0	0	0	0	1	0	0	0	0	0	0	0	0	0	0	W	31-14
12/26	at Patriots	S	1	1	0	0.0	0.0	0	0	0	0	0	0	0	0	0	0	0	0	0	0	0	0	0	0	W	33-21
01/02	Falcons	S	5	3	2	0.0	0.0	0	0	0	0	0	0	0	1	0	0	0	0	0	0	0	0	0	0	W	29-15
01/09	Jets	S	3	2	1	0.0	0.0	0	0	0	0	0	0	0	0	0	0	0	0	0	0	0	0	0	0	W	27-10
2021 TOTALS		17-17	58	47	11	0.0	0.0	1	4	0	2	29	15	0	10	0	1	0	0	0	0	0	0	0	0	11-6	

+ - Overtime

2020 GAME-BY-GAME REGULAR-SEASON STATISTICS (BILLS)

DATE	OPPONENT	P/S	TACKLES							INTERCEPTIONS				O. FUMB			ST				MISC		W/L	SCORE														
			TK	S	A	SK	YDS	TFL	YDS	QBH	NO	YDS	LG	TD	PD	FF	FR	TD	YDS	TK	S	A			FF	FR	S	A										
09/13	Jets	S	2	2	0	0.0	0.0	1	2	0	0	0	0	0	0	0	0	0	0	0	0	0	0	0	0	0	W	27-17										
09/20	at Dolphins	S	10	7	3	0.0	0.0	0	0	0	0	0	0	1	0	0	0	0	0	0	0	0	0	0	0	W	31-28											
09/27	Rams	S	9	6	3	0.0	0.0	0	0	0	1	0	0	0	1	0	0	0	0	0	0	0	0	0	0	W	35-32											
10/04	at Raiders	S	1	0	1	0.0	0.0	0	0	0	0	0	0	0	0	0	0	0	0	0	0	0	0	0	0	W	30-23											
10/13	at Titans		DID NOT PLAY																																L	16-42		
10/19	Chiefs		DID NOT PLAY																																		L	17-26
10/25	at Jets		DID NOT PLAY																																		W	18-10
11/01	Patriots	S	2	2	0	0.0	0.0	0	0	0	0	0	0	0	0	0	0	0	0	0	0	0	0	0	0	W	24-21											
11/08	Seahawks	S	0	0	0	0.0	0.0	0	0	0	0	0	0	0	0	0	0	0	0	0	0	0	0	0	0	W	44-34											
11/15	at Cardinals		DID NOT PLAY																																		L	30-32
11/29	Chargers	S	7	3	4	0.0	0.0	0	0	0	0	0	0	0	0	0	0	0	0	0	0	0	0	0	0	W	27-17											
12/07	at 49ers	S	10	7	3	0.0	0.0	0	0	1	0	0	0	0	0	0	0	0	0	0	0	0	0	0	0	W	34-24											
12/13	Steelers	S	1	1	0	0.0	0.0	0	0	0	1	0	0	0	3	0	0	0	0	0	0	0	0	0	0	W	26-15											
12/19	at Broncos	S	2	2	0	0.0	0.0	0	0	0	0	0	0	0	1	0	0	0	0	0	0	0	0	0	0	W	48-19											
12/28	at Patriots	S	1	1	0	0.0	0.0	0	0	0	0	0	0	0	1	0	0	0	0	0	0	0	0	0	0	W	38-9											
01/03	Dolphins	S	3	3	0	0.0	0.0	0	0	0	0	0	0	0	0	0	0	0	0	0	0	0	0	0	0	W	56-26											
2020 TOTALS		12-12	48	34	14	0.0	0.0	1	2	1	2	0	0	0	8	0	0	0	0	0	0	0	0	0	0	13-3												

2019 GAME-BY-GAME REGULAR-SEASON STATISTICS (BILLS)

DATE	OPPONENT	P/S	TACKLES							INTERCEPTIONS				O. FUMB			ST				MISC		W/L	SCORE			
			TK	S	A	SK	YDS	TFL	YDS	QBH	NO	YDS	LG	TD	PD	FF	FR	TD	YDS	TK	S	A			FF	FR	S
09/08	at Jets	S	5	4	1	0.0	0.0	0	0	0	0	0	0	0	2	0	0	0	0	0	0	0	0	0	0	W	17-16
09/15	at Giants	S	8	8	0	0.0	0.0	0	0	0	0	0	0	1	0	0	0	0	0	0	0	0	0	0	0	W	28-14
09/22	Bengals	S	2	2	0	0.0	0.0	0	0	0	0	0	0	0	0	0	0	0	0	0	0	0	0	0	0	W	21-17
09/29	Patriots	S	6	4	2	0.0	0.0	0	0	0	0	0	0	1	0	0	0	0	0	0	0	0	0	0	0	L	10-16
10/06	at Titans	S	3	2	1	0.0	0.0	0	0	0	0	0	0	0	0	0	0	0	0	0	0	0	0	0	0	W	14-7
10/20	Dolphins	S	7	7	0	0.0	0.0	0	0	0	0	0	0	1	0	0	0	0	0	0	0	0	0	0	0	W	31-21
10/27	Eagles	S	4	4	0	0.0	0.0	1	1	0	0	0	0	1	0	0	0	0	0	0	0	0	0	0	0	L	13-31
11/03	Redskins	S	3	4	1	0.0	0.0	0	0	0	0	0	0	0	0	0	0	0	0	0	0	0	0	0	0	W	24-9
11/10	at Browns	S	8	7	1	0.0	0.0	1	3	0	0	0	0	0	0	0	0	0	0	0	0	0	0	0	0	L	16-19
11/17	at Dolphins	S	4	3	1	0.0	0.0	0	0	0	0	0	0	0	0	0	0	0	0	0	0	0	0	0	0	W	37-20
11/24	Broncos	S	4	4	0	0.0	0.0	1	0	0	0	0	0	0	0	0	0	0	0	0	0	0	0	0	0	W	20-3
11/28	at Cowboys	S	6	5	1	0.0	0.0	0	0	0	0	0	0	1	0	0	0	0	0	0	0	0	0	0	0	W	26-15
12/08	Ravens	S	4	4	0	0.0	0.0	0	0	0	0	0	0	0	0	0	0	0	0	0	0	0	0	0	0	L	17-24
12/15	at Steelers	S	6	5	1	0.0	0.0	0	0	0	1	0	0	0	1	0	0	0	0	0	0	0	0	0	0	W	17-10
12/21	at Patriots	S	3	2	1	0.0	0.0	1	0	0	0	0	0	0	0	0	0	0	0	0	0	0	0	0	0	L	17-24
12/29	Jets	S	2	2	0	0.0	0.0	0	0	0	1	2	2	0	1	0	0	0	0	0	0	0	0	0	0	L	6-13
2019 TOTALS		16-16	76	66	10	0.0	0.0	4	4	0	2	2	2	0	9	0	0	0	0	0	0	0	0	0	0	10-6	

2018 GAME-BY-GAME REGULAR-SEASON STATISTICS (BILLS)

DATE	OPPONENT	P/S	TACKLES							INTERCEPTIONS				O. FUMB			ST				MISC		W/L	SCORE																
			TK	S	A	SK	YDS	TFL	YDS	QBH	NO	YDS	LG	TD	PD	FF	FR	TD	YDS	TK	S	A			FF	FR	S	A												
09/09	at Ravens		PRACTICE SQUAD																																		L	3-47		
09/16	Chargers		PRACTICE SQUAD																																				L	20-31
09/23	at Vikings		PRACTICE SQUAD																																			W	27-6	
09/30	at Packers		PRACTICE SQUAD																																			L	0-22	
10/07	Titans		PRACTICE SQUAD																																		W	13-12		
10/14	at Texans		PRACTICE SQUAD																																			L	13-20	
10/21	at Colts		PRACTICE SQUAD																																			L	5-37	
10/29	Patriots		PRACTICE SQUAD																																			L	6-25	
11/04	Bears		PRACTICE SQUAD																																			L	9-41	
11/11	at Jets	S	1	0	1	0.0	0.0	0	0	0	0	0	0	1	0	0	0	0	0	0	0	0	0	0	0	W	41-10													
11/25	Jaguars	S	5	4	1	0.0	0.0	0	0	0	0	0	0	0	0	0	0	0	0	0	0	0	0	0	0	W	24-21													
12/02	at Dolphins	S	4	2	2	0.0	0.0	0	0	0	0	0	0	0	0	0	0	0	0	0	0	0	0	0	0	W	17-21													
12/09	Jets	S	6	5	1	0.0	0.0	0	0	0	0	0	0	1	0	0	0	0	0	0	0	0	0	0	0	L	23-27													
12/16	Lions	S	6	3	3	0.0	0.0	1	1	0	0	0	0	0	0	0	0	0	0	0	0	0	0	0	0	W	14-13													
12/23	at Patriots	S	8	4	4	0.0	0.0	0	0	0	0	0	0	0	0	0	0	0	0	0	0	0	0	0	0	L	12-24													
12/30	Dolphins	S	7	6	1	0.0	0.0	0	0	1	0	0	0	0	1	0	0	0	0	0	0	0	0	0	0	W	42-17													
2018 TOTALS		7-7	37	24	13	0.0	0.0	1	1	1	0	0	0	0	3	0	0	0	0	0	0	0	0	0	0	6-10														

2023 GAME-BY-GAME POSTSEASON STATISTICS (STEELERS)

DATE	OPPONENT	P/S	TACKLES							INTERCEPTIONS				O. FUMB			ST				MISC		W/L	SCORE			
			TK	S	A	SK	YDS	TFL	YDS	QBH	NO	YDS	LG	TD	PD	FF	FR	TD	YDS	TK	S	A			FF	FR	S
01/15	at Bills	P	1	0	1	0.0	0.0	0	0	0	0	0	0	0	0	0	0	0	0	0	0	0	0	0	0	L	17-31
2023 TOTALS		1-0	1	0	1	0.0	0.0	0	0	0	0	0	0	0	0	0	0	0	0	0	0	0	0	0	0	0-1	



30

RUNNING BACK

JAYLEN WARREN

HEIGHT: 5-8
 WEIGHT: 215
 BORN: November 1, 1998
 COLLEGE: Oklahoma State

BIRTHPLACE: Cottonwoods Heights, UT
 HOW ACQUIRED: UDFA '22
 NFL EXPERIENCE: 2nd year

JAYLEN WARREN'S NFL REGULAR SEASON RUSHING/RECEIVING STATISTICS

DATE	TEAM	RUSHING							RECEIVING				
		GP	GS	NO.	YDS.	AVG.	LG	TD	NO.	YDS.	AVG.	LG	TD
2022	Steelers	16	0	77	379	4.9	31	1	28	214	7.6	26	0
2023	Steelers	17	0	149	784	5.3	74t	4	61	370	6.1	30	0
NFL TOTALS		33	0	226	1,163	5.1	74T	5	89	584	6.6	30	0

JAYLEN WARREN'S NFL POSTSEASON RUSHING/RECEIVING STATISTICS

DATE	TEAM	RUSHING							RECEIVING				
		GP	GS	NO.	YDS.	AVG.	LG	TD	NO.	YDS.	AVG.	LG	TD
2023	Steelers	1	0	8	38	4.8	12	0	2	16	8.0	16	0
NFL TOTALS		1	0	8	38	4.8	12	0	2	16	8.0	16	0

JAYLEN WARREN'S NFL REGULAR SEASON RETURN STATISTICS

DATE	TEAM	KICKOFF RETURNS					PUNT RETURNS					
		RET.	YDS.	AVG.	LG	TD	NO.	FC	YDS.	AVG.	LG	TD
2022	Steelers	0	0	0.0	0	0	0	0	0	0.0	0	0
2023	Steelers	0	0	0.0	0	0	0	0	0	0.0	0	0
NFL TOTALS		0	0	0.0	0	0	0	0	0	0.0	0	0

JAYLEN WARREN'S NFL POSTSEASON RETURN STATISTICS

DATE	TEAM	KICKOFF RETURNS					PUNT RETURNS					
		RET.	YDS.	AVG.	LG	TD	NO.	FC	YDS.	AVG.	LG	TD
2023	Steelers	1	21	21.0	21	0	0	0	0	0.0	0	0
NFL TOTALS		1	21	21.0	21	0	0	0	0	0.0	0	0

SINGLE-GAME HIGHS: RUSHING/RECEIVING

- Rush Attempts: 15 vs. Green Bay Packers, Nov 12, 2023
13 at Seattle Seahawks, Dec 31, 2023
...1 more at 13.
- Rushing Yards: 129 at Cleveland Browns, Nov 19, 2023
101 vs. Green Bay Packers, Nov 12, 2023
- Rushing Average: 14.3 at Cleveland Browns, Nov 19, 2023
8.0 vs. Tennessee Titans, Nov 02, 2023
- Longest Runs: 74t at Cleveland Browns, Nov 19, 2023
31 at Baltimore Ravens, Jan 01, 2023
- Rushing TDs: 1 at Seattle Seahawks, Dec 31, 2023
1 at Cleveland Browns, Nov 19, 2023
...3 more at 1.
- Receptions: 6 at Houston Texans, Oct 01, 2023
5 at Baltimore Ravens, Jan 06, 2024
...3 more at 5.
- Receiving Yards: 66 vs. Cleveland Browns, Sep 18, 2023
40 vs. New Orleans Saints, Nov 13, 2022
- Receiving Average: 16.5 vs. Cleveland Browns, Sep 18, 2023
13.3 vs. New Orleans Saints, Nov 13, 2022
- Longest Receptions: 30 vs. Cleveland Browns, Sep 18, 2023
26 vs. New Orleans Saints, Nov 13, 2022
- All-Purpose Yards: 145 at Cleveland Browns, Nov 19, 2023
113 vs. Tennessee Titans, Nov 02, 2023
- Special Teams Tackles: 1 vs. Cleveland Browns, Jan 08, 2023
1 vs. Tampa Bay Buccaneers, Oct 16, 2022
...1 more at 1.
- Most TDs: 1 at Seattle Seahawks, Dec 31, 2023
1 at Cleveland Browns, Nov 19, 2023
...3 more at 1.

SINGLE-GAME HIGHS - POSTSEASON: RUSHING/RECEIVING

- Rush Attempts: 8 at Buffalo Bills, Jan 15, 2024
- Rushing Yards: 38 at Buffalo Bills, Jan 15, 2024
- Rushing Average: 4.8 at Buffalo Bills, Jan 15, 2024
- Longest Runs: 12 at Buffalo Bills, Jan 15, 2024
10 at Buffalo Bills, Jan 15, 2024
6 at Buffalo Bills, Jan 15, 2024
5 at Buffalo Bills, Jan 15, 2024
3 at Buffalo Bills, Jan 15, 2024
- Receptions: 2 at Buffalo Bills, Jan 15, 2024
- Receiving Yards: 16 at Buffalo Bills, Jan 15, 2024
- Longest Receptions: 16 at Buffalo Bills, Jan 15, 2024
- All-Purpose Yards: 75 at Buffalo Bills, Jan 15, 2024
- Longest Kickoff Return: 21 at Buffalo Bills, Jan 15, 2024

100-YARD RUSHING GAMES (2): REGULAR SEASON

DATE	TEAM	ATT.	YDS.	AVG.	LG	TD
11/12/23	PACKERS	15	101	6.7	20	1
11/19/23	at Browns	9	129	14.3	74t	1

2023 GAME-BY-GAME REGULAR-SEASON STATISTICS (STEELERS)

DATE	OPPONENT	P/S	RUSHING					RECEIVING					W/L	SCORE
			NO.	YDS.	AVG.	LG	TD	NO.	YDS.	AVG.	LG	TD		
09/10	49ers	P	3	6	2.0	3	0	5	12	2.4	9	0	L	7-30
09/18	Browns	P	6	20	3.3	8	0	4	66	16.5	30	0	W	26-22
09/24	at Raiders	P	8	29	3.6	11	0	3	23	7.7	16	0	W	23-18
10/01	at Texans	P	8	29	3.6	18	0	6	26	4.3	7	0	L	6-30
10/08	Ravens	P	9	40	4.4	16	0	3	39	13.0	23	0	W	17-10
10/22	at Rams	P	6	32	5.3	13t	1	1	-1	-1.0	-1	0	W	24-17
10/29	Jaguars	P	5	19	3.8	8	0	4	19	4.8	11	0	L	10-20
11/02	Titans	P	11	88	8.0	22	0	3	25	8.3	9	0	W	20-16
11/12	Packers	P	15	101	6.7	20	1	2	9	4.5	6	0	W	23-19
11/19	at Browns	P	9	129	14.3	74t	1	3	16	5.3	14	0	L	10-13
11/26	at Bengals	P	13	49	3.8	9	0	3	13	4.3	15	0	W	16-10
12/03	Cardinals	P	9	59	6.6	18	0	1	-4	-4.0	-4	0	L	10-24
12/07	Patriots	P	7	11	1.6	7	0	4	29	7.3	12	0	L	18-21
12/16	at Colts	P	10	40	4.0	11	0	5	28	5.6	11	0	L	13-30
12/23	Bengals	P	8	24	3.0	5	0	5	30	6.0	18	0	W	34-11
12/31	at Seahawks	P	13	75	5.8	23	1	4	23	5.8	10	0	W	30-23
01/06	at Ravens	P	9	33	3.7	23	0	5	17	3.4	7	0	W	17-10
2023 TOTALS		17-0	149	784	5.3	74T	4	61	370	6.1	30	0	10-7	

2022 GAME-BY-GAME REGULAR-SEASON STATISTICS (STEELERS)

DATE	OPPONENT	P/S	RUSHING					RECEIVING					W/L	SCORE
			NO.	YDS.	AVG.	LG	TD	NO.	YDS.	AVG.	LG	TD		
09/11	at Bengals	P	3	7	2.3	3	0	0	0	0.0	0	0	W	23-20+
09/18	Patriots	P	4	15	3.8	6	0	1	0	0.0	0	0	L	14-17
09/22	at Browns	P	4	30	7.5	10	0	1	3	3.0	3	0	L	17-29
10/02	Jets	P	3	18	6.0	14	0	1	4	4.0	4	0	L	20-24
10/09	at Bills	P	5	24	4.8	12	0	4	39	9.8	13	0	L	3-38
10/16	Buccaneers	P	2	2	1.0	1	0	0	0	0.0	0	0	W	20-18
10/23	at Dolphins	P	2	7	3.5	4	0	2	17	8.5	10	0	L	10-16
10/30	at Eagles	P	6	50	8.3	19	0	3	25	8.3	15	0	L	13-35
11/13	Saints	P	9	37	4.1	21	0	3	40	13.3	26	0	W	20-10
11/20	Bengals	P	0	0	0.0	0	0	1	9	9.0	9	0	L	30-37
11/28	at Colts							ON INACTIVE LIST					W	24-17
12/04	at Falcons	P	1	5	5.0	5	0	2	14	7.0	7	0	W	19-16
12/11	Ravens	P	3	11	3.7	8	0	2	16	8.0	14	0	L	14-16
12/18	at Panthers	P	11	38	3.5	9	1	1	11	11.0	11	0	W	24-16
12/24	Raiders	P	6	23	3.8	13	0	1	7	7.0	7	0	W	13-10
01/01	at Ravens	P	12	76	6.3	31	0	3	22	7.3	10	0	W	16-13
01/08	Browns	P	6	36	6.0	22	0	3	7	2.3	3	0	W	28-14
2022 TOTALS		16-0	77	379	4.9	31	1	28	214	7.6	26	0	9-8	

+ - Overtime

2023 GAME-BY-GAME POSTSEASON STATISTICS (STEELERS)

DATE	OPPONENT	P/S	RUSHING					RECEIVING					W/L	SCORE
			NO.	YDS.	AVG.	LG	TD	NO.	YDS.	AVG.	LG	TD		
01/15	at Bills	P	8	38	4.8	12	0	2	16	8.0	16	0	L	17-31
2023 TOTALS		1-0	8	38	4.8	12	0	2	16	8.0	16	0	0-1	



80

HEIGHT: 6-7
 WEIGHT: 264
 BIRTHPLACE: Las Vegas, NV
 HOW ACQUIRED: D3 '23
 BORN: August 17, 2001
 NFL EXPERIENCE: R
 COLLEGE: Georgia

TIGHT END

DARNELL WASHINGTON

DARNELL WASHINGTON'S NFL REGULAR SEASON RUSHING/RECEIVING STATISTICS

DATE	TEAM	GP	GS	RECEIVING					RUSHING				
				NO.	YDS.	AVG.	LG	TD	NO.	YDS.	AVG.	LG	TD
2023	Steelers	17	7	7	61	8.7	12	0	0	0	0.0	0	0
NFL TOTALS		17	7	7	61	8.7	12	0	0	0	0.0	0	0

DARNELL WASHINGTON'S NFL POSTSEASON RUSHING/RECEIVING STATISTICS

DATE	TEAM	GP	GS	RECEIVING					RUSHING				
				NO.	YDS.	AVG.	LG	TD	NO.	YDS.	AVG.	LG	TD
2023	Steelers	1	1	0	0	0.0	0	0	0	0	0.0	0	0
NFL TOTALS		1	1	0	0	0.0	0	0	0	0	0.0	0	0

DARNELL WASHINGTON'S NFL REGULAR SEASON RETURN STATISTICS

DATE	TEAM	RET.	KICKOFF RETURNS					PUNT RETURNS					
			YDS.	AVG.	LG	TD	NO.	FC	YDS.	AVG.	LG	TD	
2023	Steelers	0	0	0.0	0	0	0	0	0	0	0.0	0	0
NFL TOTALS		0	0	0.0	0	0	0	0	0	0	0.0	0	0

DARNELL WASHINGTON'S NFL POSTSEASON RETURN STATISTICS

DATE	TEAM	RET.	KICKOFF RETURNS					PUNT RETURNS					
			YDS.	AVG.	LG	TD	NO.	FC	YDS.	AVG.	LG	TD	
2023	Steelers	0	0	0.0	0	0	0	0	0	0	0.0	0	0
NFL TOTALS		0	0	0.0	0	0	0	0	0	0	0.0	0	0

SINGLE-GAME HIGHS: RECEIVING


- Longest Receptions: 12 vs. New England Patriots, Dec 07, 2023
- 10 at Cincinnati Bengals, Nov 26, 2023
- ...1 more at 10.

2023 GAME-BY-GAME REGULAR-SEASON STATISTICS (STEELERS)

DATE	OPPONENT	P/S	RECEIVING					RUSHING					W/L	SCORE
			NO.	YDS.	AVG.	LG	TD	NO.	YDS.	AVG.	LG	TD		
09/10	49ers	P	0	0	0.0	0	0	0	0	0.0	0	0	L	7-30
09/18	Browns	S	0	0	0.0	0	0	0	0	0.0	0	0	W	26-22
09/24	at Raiders	S	0	0	0.0	0	0	0	0	0.0	0	0	W	23-18
10/01	at Texans	S	1	10	10.0	10	0	0	0	0.0	0	0	L	6-30
10/08	Ravens	S	0	0	0.0	0	0	0	0	0.0	0	0	W	17-10
10/22	at Rams	P	0	0	0.0	0	0	0	0	0.0	0	0	W	24-17
10/29	Jaguars	P	0	0	0.0	0	0	0	0	0.0	0	0	L	10-20
11/02	Titans	P	1	7	7.0	7	0	0	0	0.0	0	0	W	20-16
11/12	Packers	S	1	6	6.0	6	0	0	0	0.0	0	0	W	23-19
11/19	at Browns	P	1	8	8.0	8	0	0	0	0.0	0	0	L	10-13
11/26	at Bengals	P	1	10	10.0	10	0	0	0	0.0	0	0	W	16-10
12/03	Cardinals	P	0	0	0.0	0	0	0	0	0.0	0	0	L	10-24
12/07	Patriots	S	1	12	12.0	12	0	0	0	0.0	0	0	L	18-21
12/16	at Colts	P	0	0	0.0	0	0	0	0	0.0	0	0	L	13-30
12/23	Bengals	P	1	8	8.0	8	0	0	0	0.0	0	0	W	34-11
12/31	at Seahawks	S	0	0	0.0	0	0	0	0	0.0	0	0	W	30-23
01/06	at Ravens	P	0	0	0.0	0	0	0	0	0.0	0	0	W	17-10
2023 TOTALS		17-7	7	61	8.7	12	0	0	0	0.0	0	0	10-7	

2023 GAME-BY-GAME POSTSEASON STATISTICS (STEELERS)

DATE	OPPONENT	P/S	RECEIVING					RUSHING					W/L	SCORE
			NO.	YDS.	AVG.	LG	TD	NO.	YDS.	AVG.	LG	TD		
01/15	at Bills	S	0	0	0.0	0	0	0	0	0.0	0	0	L	17-31
2023 TOTALS		1-1	0	0	0.0	0	0	0	0	0.0	0	0	0-1	



90

LINEBACKER

T.J. WATT

HEIGHT: 6-4

WEIGHT: 252

BORN: October 11, 1994

COLLEGE: Wisconsin

BIRTHPLACE: Pewaukee, WI

HOW ACQUIRED: D1 '17

NFL EXPERIENCE: 7th year

AP **AP** **AP** **AP**

PRO BOWL 1ST TEAM 2ND TEAM 3RD TEAM

20 19 20 21 18 19 20 21 22

COMMUNITY

- ✦ Participates in Salvation Army Project Bundle Up
- ✦ Continuously works with 412 Food Rescue to help deliver food to members of the community.
- ✦ Partners with UPMC Children's Hospital to raise money from a designed beanie.
- ✦ Donated blankets and books during the holidays to children staying at Children's Hospital

T.J. WATT'S NFL REGULAR SEASON DEFENSIVE STATISTICS

DATE	TEAM	GP	GS	TACKLES						INTERCEPTIONS				O. FUMB			ST			MISC							
				TK	S	A	TFL	YDS	SK	YDS	QBH	NO	YDS	LG	TD	PD	FF	FR	TD	YDS	TK	S	A	FF	FR	S	A
2017	Steelers	15	15	52	39	13	10	42	7.0	36.0	13	1	17	17	0	7	1	0	0	0	2	1	1	0	0	0	0
2018	Steelers	16	16	68	50	18	12	63	13.0	87.0	21	0	0	0	0	3	6	0	0	0	0	0	0	0	0	0	0
2019	Steelers	16	16	55	35	20	14	56	14.5	104.0	36	2	7	7	0	8	8	4	0	0	0	0	0	0	0	0	0
2020	Steelers	15	15	53	43	10	23	119	15.0	112.5	41	1	0	0	0	7	2	0	0	0	0	0	0	0	0	0	0
2021	Steelers	15	15	64	48	16	21	100	22.5	111.5	39	0	0	0	0	7	5	3	0	0	0	0	0	0	0	0	0
2022	Steelers	10	10	39	27	12	8	34	5.5	37.5	12	2	0	0	0	5	1	0	0	0	0	0	0	0	0	0	0
2023	Steelers	17	17	68	48	20	19	103	19.0	122.0	36	1	24	24	0	8	4	3	1	34	0	0	0	0	0	0	0
NFL TOTALS		104	104	399	290	109	107	517	96.5	610.5	198	7	48	24	0	45	27	10	1	34	2	1	1	0	0	0	0

T.J. WATT'S NFL POSTSEASON DEFENSIVE STATISTICS

DATE	TEAM	GP	GS	TACKLES						INTERCEPTIONS				O. FUMB			ST			MISC							
				TK	S	A	TFL	YDS	SK	YDS	QBH	NO	YDS	LG	TD	PD	FF	FR	TD	YDS	TK	S	A	FF	FR	S	A
2017	Steelers	1	1	2	1	1	0	0	0.0	0.0	2	0	0	0	0	1	0	0	0	0	0	0	0	0	0	0	0
2020	Steelers	1	1	3	2	1	1	1	0.0	0.0	0	0	0	0	0	1	0	0	0	0	0	0	0	0	0	0	0
2021	Steelers	1	1	3	3	0	2	16	1.0	14.0	3	0	0	0	0	1	0	1	1	26	0	0	0	0	0	0	0
2023	Steelers	0	0	0	0	0	0	0	0.0	0.0	0	0	0	0	0	0	0	0	0	0	0	0	0	0	0	0	0
NFL TOTALS		3	3	8	6	2	3	17	1.0	14.0	5	0	0	0	0	3	0	1	1	26	0	0	0	0	0	0	0

SINGLE-GAME HIGHS: DEFENSIVE

- | | |
|--|---|
| <p>Total Tackles 10 at Cleveland Browns, Sep 09, 2018
8 at Baltimore Ravens, Jan 06, 2024
...3 more at 8.</p> <p>Solo Tackles 7 vs. Green Bay Packers, Nov 12, 2023
7 at Cleveland Browns, Sep 09, 2018</p> <p>Sacks 4.0 vs. Cleveland Browns, Jan 03, 2022
3.5 vs. Baltimore Ravens, Dec 05, 2021</p> <p>Passes Defensed 3 vs. Seattle Seahawks, Oct 17, 2023
3 at Dallas Cowboys, Nov 08, 2020</p> <p>Forced Fumbles 2 vs. San Francisco 49ers, Sep 10, 2023
2 vs. Miami Dolphins, Oct 28, 2019
...2 more at 2.</p> <p>Fumble Recoveries 1 vs. Baltimore Ravens, Oct 08, 2023
1 vs. Cleveland Browns, Sep 18, 2023
...8 more at 1.</p> | <p>Tackles For Loss 4 at Cleveland Browns, Sep 09, 2018
3 at Baltimore Ravens, Jan 06, 2024
...11 more at 3.</p> <p>Interceptions 1 vs. Cincinnati Bengals, Nov 20, 2022
1 at Cincinnati Bengals, Sep 11, 2022
...4 more at 1.</p> <p>Interception Return Yards 17 at Cleveland Browns, Sep 10, 2017
7 at San Francisco 49ers, Sep 22, 2019</p> <p>Special Teams Tackles 1 vs. Tennessee Titans, Nov 16, 2017
1 at Cleveland Browns, Sep 10, 2021</p> <p>Longest Opp Fumble Return 16 vs. Cleveland Browns, Sep 18, 2023</p> |
|--|---|

SINGLE-GAME HIGHS - POSTSEASON: DEFENSIVE

- | | |
|--|--|
| <p>Total Tackles 3 at Kansas City Chiefs, Jan 16, 2022
3 vs. Cleveland Browns, Jan 10, 2021
2 vs. Jacksonville Jaguars, Jan 14, 2018</p> <p>Solo Tackles 3 at Kansas City Chiefs, Jan 16, 2022
2 vs. Cleveland Browns, Jan 10, 2021
1 vs. Jacksonville Jaguars, Jan 14, 2018</p> <p>Sacks 1.0 at Kansas City Chiefs, Jan 16, 2022</p> <p>Passes Defensed 1 at Kansas City Chiefs, Jan 16, 2022
1 vs. Cleveland Browns, Jan 10, 2021
1 vs. Jacksonville Jaguars, Jan 14, 2018</p> | <p>Fumble Recoveries 1 at Kansas City Chiefs, Jan 16, 2022</p> <p>Tackles For Loss 2 at Kansas City Chiefs, Jan 16, 2022
1 vs. Cleveland Browns, Jan 10, 2021</p> <p>Longest Opp Fumble Return 26 at Kansas City Chiefs, Jan 16, 2022</p> |
|--|--|

2023 GAME-BY-GAME REGULAR-SEASON STATISTICS (STEELERS)

DATE	OPPONENT	P/S	TACKLES							INTERCEPTIONS				O. FUMB			ST			MISC		W/L	SCORE				
			TK	S	A	SK	YDS	TFL	YDS	QBH	NO	YDS	LG	TD	PD	FF	FR	TD	YDS	TK	S			A	FF	FR	S
09/10	49ers	S	5	5	0	3.0	17.0	1	9	5	0	0	0	0	1	2	1	0	0	0	0	0	0	0	0	L	7-30
09/18	Browns	S	4	2	2	1.0	7.0	2	8	4	0	0	0	0	1	0	1	1	16	0	0	0	0	0	0	W	26-22
09/24	at Raiders	S	2	2	0	2.0	16.0	2	16	3	0	0	0	0	0	0	0	0	0	0	0	0	0	0	0	W	23-18
10/01	at Texans	S	2	1	1	0.0	0.0	0	0	1	0	0	0	0	0	0	0	0	0	0	0	0	0	0	0	L	6-30
10/08	Ravens	S	2	2	0	2.0	15.0	2	15	2	0	0	0	0	2	0	1	0	18	0	0	0	0	0	0	W	17-10
10/22	at Rams	S	1	0	1	0.0	0.0	0	0	0	1	24	24	0	1	0	0	0	0	0	0	0	0	0	0	W	24-17
10/29	Jaguars	S	2	1	1	0.5	4.0	0	0	1	0	0	0	0	1	0	0	0	0	0	0	0	0	0	0	L	10-20
11/02	Titans	S	4	2	1	1.0	8.0	1	8	2	0	0	0	0	0	0	0	0	0	0	0	0	0	0	0	W	20-16
11/12	Packers	S	8	7	1	1.0	6.0	1	6	2	0	0	0	0	0	0	0	0	0	0	0	0	0	0	0	W	23-19
11/19	at Browns	S	6	4	2	1.0	2.0	2	6	3	0	0	0	0	0	0	0	0	0	0	0	0	0	0	0	L	10-13
11/26	at Bengals	S	5	5	0	2.0	15.0	1	9	2	0	0	0	0	0	1	0	0	0	0	0	0	0	0	0	W	16-10
12/03	Cardinals	S	6	3	3	0.5	3.0	1	2	2	0	0	0	0	1	0	0	0	0	0	0	0	0	0	0	L	10-24
12/07	Patriots	S	5	3	2	0.0	0.0	1	1	0	0	0	0	0	0	0	0	0	0	0	0	0	0	0	0	L	18-21
12/16	at Colts	S	3	2	1	2.0	10.0	2	10	2	0	0	0	0	0	0	0	0	0	0	0	0	0	0	0	L	13-30
12/23	Bengals	S	3	2	1	1.0	8.0	0	0	4	0	0	0	0	1	1	0	0	0	0	0	0	0	0	0	W	34-11
12/31	at Seahawks	S	2	1	1	0.0	0.0	0	0	1	0	0	0	0	0	0	0	0	0	0	0	0	0	0	0	W	30-23
01/06	at Ravens	S	8	6	2	2.0	11.0	3	13	2	0	0	0	0	0	0	0	0	0	0	0	0	0	0	0	W	17-10
2023 TOTALS		17-17	68	48	20	19.0	122.0	19	103	36	1	24	24	0	8	4	3	1	34	0	0	0	0	0	0	10-7	

2022 GAME-BY-GAME REGULAR-SEASON STATISTICS (STEELERS)

DATE	OPPONENT	P/S	TACKLES							INTERCEPTIONS				O. FUMB			ST			MISC		W/L	SCORE				
			TK	S	A	SK	YDS	TFL	YDS	QBH	NO	YDS	LG	TD	PD	FF	FR	TD	YDS	TK	S			A	FF	FR	S
09/11	at Bengals	S	6	6	0	1.0	4.0	3	8	1	1	0	0	0	2	0	0	0	0	0	0	0	0	0	0	W	23-20+
09/18	Patriots										INJURED RESERVE															L	14-17
09/22	at Browns										INJURED RESERVE															L	17-29
10/02	Jets										INJURED RESERVE															L	20-24
10/09	at Bills										INJURED RESERVE															L	3-38
10/16	Buccaneers										INJURED RESERVE															W	20-18
10/23	at Dolphins										INJURED RESERVE															L	10-16
10/30	at Eagles										INJURED RESERVE															L	13-35
11/13	Saints										INJURED RESERVE															W	20-10
11/20	Bengals	S	6	2	4	0.5	3.0	0	0	1	1	0	0	0	2	0	0	0	0	0	0	0	0	0	0	L	30-37
11/28	at Colts	S	3	2	1	0.0	0.0	0	0	1	0	0	0	0	0	1	0	0	0	0	0	0	0	0	0	W	24-17
12/04	at Falcons	S	3	3	0	0.0	0.0	0	0	0	0	0	0	0	0	0	0	0	0	0	0	0	0	0	0	W	19-16
12/11	Ravens	S	5	3	2	1.0	4.0	1	4	1	0	0	0	0	0	0	0	0	0	0	0	0	0	0	0	L	14-16
12/18	at Panthers	S	2	1	1	1.5	14.0	1	9	2	0	0	0	0	0	0	0	0	0	0	0	0	0	0	0	W	24-16
12/24	Raiders	S	3	3	0	0.0	0.0	1	3	1	0	0	0	0	1	0	0	0	0	0	0	0	0	0	0	W	13-10
01/01	at Ravens	S	4	3	1	1.0	10.0	2	10	3	0	0	0	0	0	0	0	0	0	0	0	0	0	0	0	W	16-13
01/08	Browns	S	3	2	1	0.5	2.5	0	0	1	0	0	0	0	0	0	0	0	0	0	0	0	0	0	0	W	28-14
2022 TOTALS		9-9	35	25	10	5.5	37.5	8	34	11	2	0	0	0	5	1	0	0	0	0	0	0	0	0	0	9-8	

+ - Overtime

2021 GAME-BY-GAME REGULAR-SEASON STATISTICS (STEELERS)

DATE	OPPONENT	P/S	TACKLES							INTERCEPTIONS				O. FUMB			ST			MISC		W/L	SCORE				
			TK	S	A	SK	YDS	TFL	YDS	QBH	NO	YDS	LG	TD	PD	FF	FR	TD	YDS	TK	S			A	FF	FR	S
09/12	at Bills	S	3	3	0	2.0	10.0	1	5	5	0	0	0	0	0	1	0	0	0	0	0	0	0	0	0	W	23-16
09/19	Raiders	S	4	3	1	1.0	1.0	0	0	1	0	0	0	0	0	1	0	0	0	0	0	0	0	0	0	L	17-26
09/26	Bengals										ON INACTIVE LIST															L	10-24
10/03	at Packers	S	4	3	1	2.0	6.0	2	6	2	0	0	0	0	0	1	0	0	0	0	0	0	0	0	0	L	17-27
10/10	Broncos	S	3	3	0	0.0	0.0	1	4	2	0	0	0	0	0	0	0	0	0	0	0	0	0	0	0	W	27-19
10/17	Seahawks	S	7	6	1	2.0	13.0	3	14	2	0	0	0	0	3	1	0	0	0	0	0	0	0	0	0	W	23-20+
10/31	at Browns	S	6	4	2	1.5	7.5	1	5	3	0	0	0	0	0	0	1	0	0	0	0	0	0	0	0	W	15-10
11/08	Bears	S	7	4	3	3.0	13.0	3	13	3	0	0	0	0	1	0	0	0	0	0	0	0	0	0	0	W	29-27
11/14	Lions	S	5	3	2	1.0	6.0	2	7	2	0	0	0	0	0	0	0	0	0	0	0	0	0	0	0	T	16-16
11/21	at Chargers										ON INACTIVE LIST															L	37-41
11/28	at Bengals	S	2	1	1	0.0	0.0	0	0	0	0	0	0	0	0	0	0	0	0	0	0	0	0	0	0	L	10-41
12/05	Ravens	S	6	5	1	3.5	12.0	3	8	6	0	0	0	0	0	1	0	0	0	0	0	0	0	0	0	W	20-19
12/09	at Vikings	S	1	0	1	0.0	0.0	0	0	1	0	0	0	0	0	0	0	0	0	0	0	0	0	0	0	L	28-36
12/19	Titans	S	5	4	1	1.5	15.0	1	10	4	0	0	0	0	0	1	0	0	0	0	0	0	0	0	0	W	19-13
12/26	at Chiefs	S	1	1	0	0.0	0.0	0	0	0	0	0	0	0	0	0	0	0	0	0	0	0	0	0	0	L	10-36
01/03	Browns	S	5	5	0	4.0	25.0	3	25	5	0	0	0	0	2	0	0	0	0	0	0	0	0	0	0	W	26-14
01/09	at Ravens	S	5	3	2	1.0	3.0	1	3	3	0	0	0	0	1	1	0	0	0	0	0	0	0	0	0	W	16-13+
2021 TOTALS		15-15	64	48	16	22.5	111.5	21	100	39	0	0	0	0	7	5	3	0	0	0	0	0	0	0	0	9-7-1	

+ - Overtime



94

DEFENSIVE LINEMAN

ARMON WATTS

HEIGHT: 6-5
 WEIGHT: 307
 BORN: July 22, 1996
 COLLEGE: Arkansas
 BIRTHPLACE: St. Louis, MO
 HOW ACQUIRED: FA '23
 NFL EXPERIENCE: 5th year

ARMON WATTS' NFL REGULAR SEASON DEFENSIVE STATISTICS

DATE	TEAM	GP	GS	TACKLES					INTERCEPTIONS					O. FUMB					ST					MISC			
				TK	S	A	TFL	YDS	SK	YDS	QBH	NO	YDS	LG	TD	PD	FF	FR	TD	YDS	TK	S	A	FF	FR	S	A
2019	Vikings	7	1	13	7	6	0	0	1.5	10.0	1	0	0	0	0	1	1	0	0	0	0	0	0	0	0	0	0
2020	Vikings	16	0	31	12	19	0	0	0.5	2.0	2	0	0	0	0	0	0	0	0	0	0	0	0	0	0	0	
2021	Vikings	17	9	46	20	26	3	19	5.0	34.0	10	0	0	0	0	2	0	0	0	0	0	0	0	0	0	0	
2022	Bears	17	13	35	18	17	4	9	1.0	7.0	2	0	0	0	0	0	0	0	0	0	0	0	0	0	0	0	
2023	Steelers	15	0	15	6	9	0	0	0.5	4.0	3	0	0	0	0	0	0	0	0	0	0	0	0	0	0	0	
NFL TOTALS		72	23	140	63	77	7	28	8.5	57.0	18	0	0	0	0	1	3	0	0	0	0	0	0	0	0	0	0

ARMON WATTS' NFL POSTSEASON DEFENSIVE STATISTICS

DATE	TEAM	GP	GS	TACKLES					INTERCEPTIONS					O. FUMB					ST					MISC		
				TK	S	A	TFL	YDS	SK	YDS	QBH	NO	YDS	LG	TD	PD	FF	FR	TD	YDS	TK	S	A	FF	FR	S
2019	Vikings	0	0	0	0	0	0	0	0.0	0.0	0	0	0	0	0	0	0	0	0	0	0	0	0	0	0	0
2023	Steelers	1	0	1	0	1	0	0	0.0	0.0	0	0	0	0	0	0	0	0	0	0	0	0	0	0	0	0
NFL TOTALS		1	0	1	0	1	0	0	0.0	0.0	0	0	0	0	0	0	0	0	0	0	0	0	0	0	0	0

SINGLE-GAME HIGHS: DEFENSIVE

- Total Tackles: 6 vs. Washington Commanders, Oct 13, 2022
6 at Green Bay Packers, Jan 02, 2022
...1 more at 6.
- Solo Tackles: 3 at Baltimore Ravens, Nov 07, 2021
3 vs. Detroit Lions, Oct 10, 2021
...2 more at 3.
- Sacks: 1.0 at New York Jets, Nov 27, 2022
1.0 vs. Pittsburgh Steelers, Dec 09, 2021
...5 more at 1.0.
- Passes Defensed: 1 at Seattle Seahawks, Dec 02, 2019
- Forced Fumbles: 1 vs. Green Bay Packers, Nov 21, 2021
1 at Carolina Panthers, Oct 17, 2021
...1 more at 1.
- Tackles For Loss: 1 vs. Green Bay Packers, Dec 04, 2022
1 at New York Jets, Nov 27, 2022
...5 more at 1.

2023 GAME-BY-GAME REGULAR-SEASON STATISTICS (STEELERS)

DATE	OPPONENT	P/S	TACKLES					INTERCEPTIONS					O. FUMB					ST					MISC						
			TK	S	A	SK	YDS	TFL	YDS	QBH	NO	YDS	LG	TD	PD	FF	FR	TD	YDS	TK	S	A	FF	FR	S	A			
09/10	49ers		ON INACTIVE LIST																									L	7-30
09/18	Browns	P	2	2	0	0	0	0	0	0	0	0	0	0	0	0	0	0	0	0	0	0	0	0	0	0	W	26-22	
09/24	at Raiders	P	0	0	0	0	0	0	0	0	0	0	0	0	0	0	0	0	0	0	0	0	0	0	0	0	W	23-18	
10/01	at Texans	P	0	0	0	0	0	0	0	0	0	0	0	0	0	0	0	0	0	0	0	0	0	0	0	0	L	6-30	
10/08	Ravens	P	1	0	1	0	0	0	0	0	0	0	0	0	0	0	0	0	0	0	0	0	0	0	0	0	W	17-10	
10/22	at Rams	P	0	0	0	0	0	0	0	0	0	0	0	0	0	0	0	0	0	0	0	0	0	0	0	0	W	24-17	
10/29	Jaguars	P	2	0	2	0.5	4.0	0	0	0	2	0	0	0	0	0	0	0	0	0	0	0	0	0	0	0	L	10-20	
11/02	Titans		INACTIVE																									W	20-16
11/12	Packers	P	0	0	0	0	0	0	0	0	0	0	0	0	0	0	0	0	0	0	0	0	0	0	0	0	W	23-19	
11/19	at Browns	P	3	0	3	0.0	0.0	0	0	0	0	0	0	0	0	0	0	0	0	0	0	0	0	0	0	0	L	10-13	
11/26	at Bengals	P	0	0	0	0	0	0	0	0	0	0	0	0	0	0	0	0	0	0	0	0	0	0	0	0	W	16-10	
12/03	Cardinals	P	2	1	1	0.0	0.0	0	0	0	0	0	0	0	0	0	0	0	0	0	0	0	0	0	0	0	L	10-24	
12/07	Patriots	P	1	0	1	0.0	0.0	0	0	0	0	0	0	0	0	0	0	0	0	0	0	0	0	0	0	0	L	18-21	
12/16	at Colts	P	2	1	1	0.0	0.0	0	0	1	0	0	0	0	0	0	0	0	0	0	0	0	0	0	0	0	L	13-30	
12/23	Bengals	P	1	1	0	0.0	0.0	0	0	0	0	0	0	0	0	0	0	0	0	0	0	0	0	0	0	0	W	34-11	
12/31	at Seahawks	P	1	1	0	0.0	0.0	0	0	0	0	0	0	0	0	0	0	0	0	0	0	0	0	0	0	0	W	30-23	
01/06	at Ravens	P	0	0	0	0.0	0.0	0	0	0	0	0	0	0	0	0	0	0	0	0	0	0	0	0	0	0	W	17-10	
2023 TOTALS		15-0	15	6	9	0.5	4.0	0	0	3	0	0	0	0	0	0	0	0	0	0	0	0	0	0	0	10-7			

2022 GAME-BY-GAME REGULAR-SEASON STATISTICS (BEARS)

DATE	OPPONENT	P/S	TACKLES							INTERCEPTIONS				O. FUMB			ST			MISC		W/L	SCORE				
			TK	S	A	SK	YDS	TFL	YDS	QBH	NO	YDS	LG	TD	PD	FF	FR	TD	YDS	TK	S			A	FF	FR	S
09/11	49ers	P	2	1	1	0.0	0.0	0	0	0	0	0	0	0	0	0	0	0	0	0	0	0	0	0	0	W	19-10
09/18	at Packers	P	1	1	0	0.0	0.0	0	0	0	0	0	0	0	0	0	0	0	0	0	0	0	0	0	0	L	10-27
09/25	Texans	P	2	1	1	0.0	0.0	0	0	0	0	0	0	0	0	0	0	0	0	0	0	0	0	0	0	W	23-20
10/02	at Giants	S	3	1	2	0.0	0.0	0	0	0	0	0	0	0	0	0	0	0	0	0	0	0	0	0	0	L	12-20
10/09	at Vikings	S	3	1	2	0.0	0.0	1	1	0	0	0	0	0	0	0	0	0	0	0	0	0	0	0	0	L	22-29
10/13	Commanders	S	6	2	4	0.0	0.0	0	0	0	0	0	0	0	0	0	0	0	0	0	0	0	0	0	0	L	7-12
10/24	at Patriots	S	2	2	0	0.0	0.0	0	0	0	0	0	0	0	0	0	0	0	0	0	0	0	0	0	0	W	33-14
10/30	at Cowboys	S	3	2	1	0.0	0.0	0	0	0	0	0	0	0	0	0	0	0	0	0	0	0	0	0	0	L	29-49
11/06	Dolphins	S	1	1	0	0.0	0.0	0	0	0	0	0	0	0	0	0	0	0	0	0	0	0	0	0	0	L	32-35
11/13	Lions	S	2	2	0	0.0	0.0	1	0	0	0	0	0	0	0	0	0	0	0	0	0	0	0	0	0	L	30-31
11/20	at Falcons	S	1	1	0	0.0	0.0	0	0	0	0	0	0	0	0	0	0	0	0	0	0	0	0	0	0	L	24-27
11/27	at Jets	S	3	2	1	1.0	7.0	1	7	1	0	0	0	0	0	0	0	0	0	0	0	0	0	0	0	L	10-31
12/04	Packers	S	2	1	1	0.0	0.0	1	1	0	0	0	0	0	0	0	0	0	0	0	0	0	0	0	0	L	19-28
12/18	Eagles	S	1	0	1	0.0	0.0	0	0	0	0	0	0	0	0	0	0	0	0	0	0	0	0	0	0	L	20-25
12/24	Bills	S	0	0	0	0.0	0.0	0	0	0	0	0	0	0	0	0	0	0	0	0	0	0	0	0	0	L	13-35
01/01	at Lions	S	0	0	0	0.0	0.0	0	0	1	0	0	0	0	0	0	0	0	0	0	0	0	0	0	0	L	10-41
01/08	Vikings	S	3	1	3	0.0	0.0	0	0	0	0	0	0	0	0	0	0	0	0	0	0	0	0	0	0	L	13-29
2022 TOTALS			17-13	35	18	17	1.0	7.0	4	9	2	0	0	0	0	0	0	0	0	0	0	0	0	0	0	3-14	

2021 GAME-BY-GAME REGULAR-SEASON STATISTICS (VIKINGS)

DATE	OPPONENT	P/S	TACKLES							INTERCEPTIONS				O. FUMB			ST			MISC		W/L	SCORE				
			TK	S	A	SK	YDS	TFL	YDS	QBH	NO	YDS	LG	TD	PD	FF	FR	TD	YDS	TK	S			A	FF	FR	S
09/12	at Bengals	P	1	1	0	0.0	0.0	0	0	0	0	0	0	0	0	0	0	0	0	0	0	0	0	0	0	L	24-27+
09/19	at Cardinals	P	1	1	0	0.0	0.0	0	0	0	0	0	0	0	0	0	0	0	0	0	0	0	0	0	0	L	33-34
09/26	Seahawks	P	0	0	0	0.0	0.0	0	0	0	0	0	0	0	0	0	0	0	0	0	0	0	0	0	0	W	30-17
10/03	Browns	P	6	2	4	0.0	0.0	0	0	0	0	0	0	0	0	0	0	0	0	0	0	0	0	0	0	L	7-14
10/10	Lions	S	5	3	2	0.0	0.0	0	0	0	0	0	0	0	0	0	0	0	0	0	0	0	0	0	0	W	19-17
10/17	at Panthers	S	4	1	3	1.0	7.0	0	0	0	0	0	0	0	1	0	0	0	0	0	0	0	0	0	0	W	34-28+
10/31	Cowboys	S	3	1	2	0.0	0.0	0	0	0	0	0	0	0	0	0	0	0	0	0	0	0	0	0	0	L	16-20
11/07	at Ravens	S	3	3	0	1.0	5.0	1	5	2	0	0	0	0	0	0	0	0	0	0	0	0	0	0	0	L	31-34+
11/14	at Chargers	S	1	0	1	0.0	0.0	0	0	0	0	0	0	0	0	0	0	0	0	0	0	0	0	0	0	W	27-20
11/21	Packers	S	4	2	2	1.0	8.0	0	0	1	0	0	0	0	1	0	0	0	0	0	0	0	0	0	0	W	34-31
11/28	at 49ers	S	3	1	2	1.0	5.0	1	5	3	0	0	0	0	0	0	0	0	0	0	0	0	0	0	0	L	26-34
12/05	at Lions	P	1	1	0	0.0	0.0	0	0	1	0	0	0	0	0	0	0	0	0	0	0	0	0	0	0	L	27-29
12/09	Steelers	P	3	1	2	1.0	9.0	1	9	2	0	0	0	0	0	0	0	0	0	0	0	0	0	0	0	W	36-28
12/20	at Bears	P	0	0	0	0.0	0.0	0	0	0	0	0	0	0	0	0	0	0	0	0	0	0	0	0	0	W	17-9
12/26	Rams	P	2	1	1	0.0	0.0	0	0	0	0	0	0	0	0	0	0	0	0	0	0	0	0	0	0	L	23-30
01/02	at Packers	S	6	1	5	0.0	0.0	0	0	0	0	0	0	0	0	0	0	0	0	0	0	0	0	0	0	L	10-37
01/09	Bears	S	3	1	2	0.0	0.0	0	0	1	0	0	0	0	0	0	0	0	0	0	0	0	0	0	0	W	31-17
2021 TOTALS			17-9	46	20	26	5.0	34.0	3	19	10	0	0	0	0	2	0	0	0	0	0	0	0	0	0	8-9	

+ - Overtime

2020 GAME-BY-GAME REGULAR-SEASON STATISTICS (VIKINGS)

DATE	OPPONENT	P/S	TACKLES							INTERCEPTIONS				O. FUMB			ST			MISC		W/L	SCORE				
			TK	S	A	SK	YDS	TFL	YDS	QBH	NO	YDS	LG	TD	PD	FF	FR	TD	YDS	TK	S			A	FF	FR	S
09/13	Packers	P	1	0	1	0.0	0.0	0	0	0	0	0	0	0	0	0	0	0	0	0	0	0	0	0	0	L	34-43
09/20	at Colts	P	2	2	0	0.0	0.0	0	0	0	0	0	0	0	0	0	0	0	0	0	0	0	0	0	0	L	11-28
09/27	Titans	P	0	0	0	0.0	0.0	0	0	0	0	0	0	0	0	0	0	0	0	0	0	0	0	0	0	L	30-31
10/04	at Texans	P	1	0	1	0.0	0.0	0	0	0	0	0	0	0	0	0	0	0	0	0	0	0	0	0	0	W	31-23
10/11	at Seahawks	P	1	0	1	0.0	0.0	0	0	0	0	0	0	0	0	0	0	0	0	0	0	0	0	0	0	L	26-27
10/18	Falcons	P	5	2	3	0.0	0.0	0	0	0	0	0	0	0	0	0	0	0	0	0	0	0	0	0	0	L	23-40
11/01	at Packers	P	1	0	1	0.0	0.0	0	0	0	0	0	0	0	0	0	0	0	0	0	0	0	0	0	0	W	28-22
11/08	Lions	P	4	1	3	0.5	2.0	0	0	1	0	0	0	0	0	0	0	0	0	0	0	0	0	0	0	W	34-20
11/16	at Bears	P	3	3	0	0.0	0.0	0	0	0	0	0	0	0	0	0	0	0	0	0	0	0	0	0	0	W	19-13
11/22	Cowboys	P	2	1	1	0.0	0.0	0	0	0	0	0	0	0	0	0	0	0	0	0	0	0	0	0	0	L	28-31
11/29	Panthers	P	3	0	3	0.0	0.0	0	0	0	0	0	0	0	0	0	0	0	0	0	0	0	0	0	0	W	28-27
12/06	Jaguars	P	1	0	1	0.0	0.0	0	0	0	0	0	0	0	0	0	0	0	0	0	0	0	0	0	0	W	27-24+
12/13	at Buccaneers	P	1	0	1	0.0	0.0	0	0	1	0	0	0	0	0	0	0	0	0	0	0	0	0	0	0	L	14-26
12/20	Bears	P	3	2	1	0.0	0.0	0	0	0	0	0	0	0	0	0	0	0	0	0	0	0	0	0	0	L	27-33
12/25	at Saints	P	3	1	2	0.0	0.0	0	0	0	0	0	0	0	0	0	0	0	0	0	0	0	0	0	0	L	33-52
01/03	at Lions	P	0	0	0	0.0	0.0	0	0	0	0	0	0	0	0	0	0	0	0	0	0	0	0	0	0	W	37-35
2020 TOTALS			16-0	31	12	19	0.5	2.0	0	0	2	0	0	0	0	0	0	0	0	0	0	0	0	0	0	7-9	

+ - Overtime

2019 GAME-BY-GAME REGULAR-SEASON STATISTICS (VIKINGS)

DATE	OPPONENT	P/S	TACKLES					INTERCEPTIONS				O. FUMB			ST				MISC		W/L	SCORE						
			TK	S	A	SK	YDS	TFL	YDS	QBH	NO	YDS	LG	TD	PD	FF	FR	TD	YDS	TK			S	A	FF	FR	S	A
09/08	Falcons																									W	28-12	
09/15	at Packers																									L	16-21	
09/22	Raiders																									W	34-14	
09/29	at Bears																									L	6-16	
10/06	at Giants																									W	28-10	
10/13	Eagles																									W	38-20	
10/20	at Lions																									W	42-30	
10/24	Redskins																									W	19-9	
11/03	at Chiefs																									L	23-26	
11/10	at Cowboys	P	3	2	1	0.5	2.0	0	0	0	1	0	0	0	0	0	0	0	0	0	0	0	0	0	0	0	W	28-24
11/17	Broncos	P	2	0	2	0.0	0.0	0	0	0	0	0	0	0	0	0	0	0	0	0	0	0	0	0	0	0	W	27-23
12/02	at Seahawks	P	3	3	0	0.0	0.0	0	0	0	0	0	0	0	0	1	0	0	0	0	0	0	0	0	0	0	L	30-37
12/08	Lions	P	0	0	0	0.0	0.0	0	0	0	0	0	0	0	0	0	0	0	0	0	0	0	0	0	0	0	W	20-7
12/15	at Chargers	P	1	1	0	0.0	0.0	0	0	0	0	0	0	0	0	0	0	0	0	0	0	0	0	0	0	0	W	39-10
12/23	Packers	P	1	0	1	0.0	0.0	0	0	0	0	0	0	0	0	0	0	0	0	0	0	0	0	0	0	0	L	10-23
12/29	Bears	S	3	1	2	1.0	8.0	0	0	0	0	0	0	0	0	0	1	0	0	0	0	0	0	0	0	0	L	19-21
2019 TOTALS		7-1	13	7	6	1.5	10.0	0	0	1	0	0	0	0	1	1	0	0	0	0	0	0	0	0	0	0	10-6	

2023 GAME-BY-GAME POSTSEASON STATISTICS (STEELERS)

DATE	OPPONENT	P/S	TACKLES					INTERCEPTIONS				O. FUMB			ST				MISC		W/L	SCORE							
			TK	S	A	SK	YDS	TFL	YDS	QBH	NO	YDS	LG	TD	PD	FF	FR	TD	YDS	TK			S	A	FF	FR	S	A	
01/15	at Bills	P	1	0	1	0.0	0.0	0	0	0	0	0	0	0	0	0	0	0	0	0	0	0	0	0	0	0	0	L	17-31
2023 TOTALS		1-0	1	0	1	0.0	0.0	0	0	0	0	0	0	0	0	0	0	0	0	0	0	0	0	0	0	0	0-1		

2019 GAME-BY-GAME POSTSEASON STATISTICS (VIKINGS)

DATE	OPPONENT	P/S	TACKLES					INTERCEPTIONS				O. FUMB			ST				MISC		W/L	SCORE					
			TK	S	A	SK	YDS	TFL	YDS	QBH	NO	YDS	LG	TD	PD	FF	FR	TD	YDS	TK			S	A	FF	FR	S
01/05	at Saints																									W	26-20+
01/11	at 49ers																									L	10-27
2019 TOTALS			0	0	0	0.0	0.0	0	0	0	0	0	0	0	0	0	0	0	0	0	0	0	0	0	0	0	1-1

+ - Overtime



87

HEIGHT: 6-4
 WEIGHT: 235
 BORN: April 10, 2000
 COLLEGE: UT Martin

BIRTHPLACE: Memphis, TN
 HOW ACQUIRED: FA '22
 NFL EXPERIENCE: 1st year

TIGHT END

RODNEY WILLIAMS

RODNEY WILLIAMS' NFL REGULAR SEASON RUSHING/RECEIVING STATISTICS

DATE	TEAM	GP	GS	RECEIVING					RUSHING					
				NO.	YDS.	AVG.	LG	TD	NO.	YDS.	AVG.	LG	TD	
2022	Steelers	0	0	0	0	0.0	0	0	0	0	0	0.0	0	0
2023	Steelers	0	0	0	0	0.0	0	0	0	0	0	0.0	0	0
NFL TOTALS		0	0	0	0	0.0	0	0	0	0	0	0.0	0	0

RODNEY WILLIAMS' NFL POSTSEASON RUSHING/RECEIVING STATISTICS

DATE	TEAM	GP	GS	RECEIVING					RUSHING					
				NO.	YDS.	AVG.	LG	TD	NO.	YDS.	AVG.	LG	TD	
2023	Steelers	0	0	0	0	0.0	0	0	0	0	0	0.0	0	0
NFL TOTALS		0	0	0	0	0.0	0	0	0	0	0	0.0	0	0

RODNEY WILLIAMS' NFL REGULAR SEASON RETURN STATISTICS

DATE	TEAM	RET.	KICKOFF RETURNS				PUNT RETURNS						
			YDS.	AVG.	LG	TD	NO.	FC	YDS.	AVG.	LG	TD	
2022	Steelers	0	0	0.0	0	0	0	0	0	0.0	0	0	0
2023	Steelers	0	0	0.0	0	0	0	0	0	0.0	0	0	0
NFL TOTALS		0	0	0.0	0	0	0	0	0	0.0	0	0	0

RODNEY WILLIAMS' NFL POSTSEASON RETURN STATISTICS

DATE	TEAM	RET.	KICKOFF RETURNS				PUNT RETURNS						
			YDS.	AVG.	LG	TD	NO.	FC	YDS.	AVG.	LG	TD	
2023	Steelers	0	0	0.0	0	0	0	0	0	0.0	0	0	0
NFL TOTALS		0	0	0.0	0	0	0	0	0	0.0	0	0	0

2023 GAME-BY-GAME REGULAR-SEASON STATISTICS (STEELERS)

DATE	OPPONENT	P/S	RECEIVING					RUSHING					W/L	SCORE
			NO.	YDS.	AVG.	LG	TD	NO.	YDS.	AVG.	LG	TD		
09/10	49ers												L	7-30
09/18	Browns												W	26-22
09/24	at Raiders												W	23-18
10/01	at Texans												L	6-30
10/08	Ravens												W	17-10
10/22	at Rams												W	24-17
10/29	Jaguars												L	10-20
11/02	Titans												W	20-16
11/12	Packers												W	23-19
11/19	at Browns												L	10-13
11/26	at Bengals												W	16-10
12/03	Cardinals												L	10-24
12/07	Patriots												L	18-21
12/16	at Colts												L	13-30
12/23	Bengals												W	34-11
12/31	at Seahawks												W	30-23
10/06	at Ravens												W	17-10
2023 TOTALS		0-0	0	0	0.0	0	0	0	0	0.0	0	0	0	10-7

2022 GAME-BY-GAME REGULAR-SEASON STATISTICS (STEELERS)

DATE	OPPONENT	P/S	RECEIVING					RUSHING					W/L	SCORE
			NO.	YDS.	AVG.	LG	TD	NO.	YDS.	AVG.	LG	TD		
09/18	Patriots												L	14-17
09/22	at Browns												L	17-29
10/02	Jets												L	20-24
10/09	at Bills												L	3-38
10/16	Buccaneers												W	20-18
10/23	at Dolphins												L	10-16
10/30	at Eagles												L	13-35
11/13	Saints												W	20-10
11/20	Bengals												L	30-37
11/28	at Colts												W	24-17
12/04	at Falcons												W	19-16
12/11	Ravens												L	14-16
12/18	at Panthers												W	24-16
12/24	Raiders												W	13-10
01/01	at Ravens												W	16-13
01/08	Browns												W	28-14
2022 TOTALS		0-0	0	0	0.0	0	0	0	0	0.0	0	0	8-8	

2023 GAME-BY-GAME POSTSEASON STATISTICS (STEELERS)

DATE	OPPONENT	P/S	RECEIVING					RUSHING					W/L	SCORE
			NO.	YDS.	AVG.	LG	TD	NO.	YDS.	AVG.	LG	TD		
01/15	at Bills												L	17-31
2023 TOTALS		0-0	0	0	0.0	0	0	0	0	0.0	0	0	0-1	



2023 Final Regular-Season Statistics

- ✦ **Statistics (Offense/Def./Spec. Teams)**
- ✦ **Starting Lineups, Player Participation**
- ✦ **Individual Single-Game Highs**
- ✦ **Big Games/Plays**
- ✦ **Big Plays (GBG)**
- ✦ **Opponent Big Plays (GBG)**
- ✦ **Big Returns/Opp. Big Returns**
- ✦ **Drive Charts**
- ✦ **Red-Zone Efficiency**
- ✦ **Yards Gained By Down**
- ✦ **Third/Fourth Down Efficiency**
- ✦ **Game by Game Defensive Stats**
- ✦ **Team Rankings**
- ✦ **Week-By-Week NFL Rankings**
- ✦ **Game-By-Game Offense/Defense**
- ✦ **Turnover Chart**
- ✦ **Individual Stats (GBG)**



WON 10, LOST 7				MIKE TOMLIN (17 GAMES)	
09/10	L	7-30	San Francisco	67,679	
09/18	W	26-22	Cleveland	67,576	
09/24	W	23-18	at Las Vegas	62,541	
10/01	L	6-30	at Houston	71,399	
10/08	W	17-10	Baltimore	67,272	
10/22	W	24-17	at L.A. Rams	73,471	
10/29	L	10-20	Jacksonville	67,225	
11/02	W	20-16	Tennessee	65,969	
11/12	W	23-19	Green Bay	67,617	
11/19	L	10-13	at Cleveland	67,919	
11/26	W	16-10	at Cincinnati	65,090	
12/03	L	10-24	Arizona	66,436	
12/07	L	18-21	New England	66,376	
12/16	L	13-30	at Indianapolis	64,171	
12/23	W	34-11	Cincinnati	66,646	
12/31	W	30-23	at Seattle	68,735	
01/06	W	17-10	at Baltimore	70,355	

2023 TEAM STATISTICS

	PIT	OPP.
FIRST DOWNS	287	311
Rushing	115	95
Passing	153	186
Penalty	19	30
Third Down-Made/Att	85/232	91/233
Third Down Efficiency	36.6%	39.1%
Fourth Down-Made/Att	9/19	8/18
Fourth Down Efficiency	47.4%	44.4%
TOTAL NET YARDS	5,173	5,816
Avg. Per Game	304.3	342.1
Total Plays	1,029	1,074
Avg. Per Play	5.0	5.4
NET YARDS RUSHING	2,010	1,956
Avg. Per Game	118.2	115.1
Total Rushes	487	454
Avg. Per Rush	4.1	4.3
NET YARDS PASSING	3,163	3,860
Avg. Per Game	186.1	227.1
Sacked/Yards Lost	36/258	47/304
Gross Yards	3,421	4,164
Attempts/Completions	506/323	573/348
Pct. of Completion	63.8%	60.7%
Had Intercepted	9	16
PUNTS/AVERAGE	89/44.0	76/47.3
Net Punting Average	39.2	39.7
PUNT RETURN/AVG.	30/8.6	29/9.3
KICKOFF RETURN/AVG.	24/23.5	18/26.4
INTERCEPTION RETURN/AVG.	16/11.5	9/18.7
PENALTIES/YARDS	86/753	90/741
FUMBLES/BALL LOST	21/7	26/11
TOUCHDOWNS	31	32
Rushing	16	9
Passing	13	23
Returns	2	0
EXTRA POINTS/ATTEMPTS	27/28	24/26
TWO POINT CONVERSION/ATT.	1/3	6/6
FIELD GOALS/ATTEMPTS	29/31	32/37
AVG. TIME OF POSSESSION	29:39	30:21

% SCORE BY PERIODS										
TEAM	Q1	Q2	Q3	Q4	OT	PTS				
STEELERS	61	88	67	88	0	304				
OPPONENTS	70	124	71	59	0	324				

% SCORE BY PERIODS										
TEAM	TD	RU	PA	RT	K-PA	FG	2PT	S	PTS	
C. Boswell	0	0	0	0	27/28	29/31	0	0	114	
N. Harris	8	0	0	0	0/0	0/0	0	0	48	
D. Johnson	5	0	5	0	0/0	0/0	0	0	30	
G. Pickens	5	0	5	0	0/0	0/0	0	0	30	
J. Warren	4	4	0	0	0/0	0/0	0	0	24	
P. Friermuth	2	0	2	0	0/0	0/0	1	0	14	
C. Austin III	2	1	1	0	0/0	0/0	0	0	12	
M. Trubisky	2	2	0	0	0/0	0/0	0	0	12	
A. Highsmith	1	0	0	1	0/0	0/0	0	0	6	
K. Pickett	1	1	0	0	0/0	0/0	0	0	6	
T. Watt	1	0	0	1	0/0	0/0	0	0	6	
M. Killbrew	0	0	0	0	0/0	0/0	0	1	2	
TEAM	31	16	13	2	27/28	29/31	1	1	304	
OPPONENTS	32	9	23	0	24/26	32/37	6	0	324	

# RUSHING				
NO.	YDS	AVG	LONG	TD
N. Harris	255	1,035	4.1	25
J. Warren	149	784	5.3	74
C. Austin III	11	57	5.2	12
K. Pickett	42	54	1.3	11
M. Trubisky	16	54	3.4	15
G. Pickens	3	18	6.0	16
M. Rudolph	10	8	0.8	7
C. Heyward	1	0	0.0	0
TEAM	487	2,010	4.1	74
OPPONENTS	454	1,956	4.3	69

# RECEIVING				
YAR	NO.	YDS	AVG	LONG
G. Pickens	106	63	1,140	18.1
D. Johnson	87	51	717	14.1
J. Warren	74	61	370	6.1
A. Robinson II	49	34	280	8.2
P. Friermuth	47	32	308	9.6
N. Harris	38	29	170	5.9
C. Heyward	34	23	167	7.3
C. Austin III	30	17	180	10.6
D. Washington	10	7	61	8.7
M. Boykin	4	3	17	5.7
A. McFarland Jr.	2	2	11	5.5
R. Williams	2	0	0	0.0
G. Olszewski	1	1	0	0.0
TEAM	484	323	3,421	10.6
OPPONENTS	551	348	4,164	12.0

# INTERCEPTIONS				
NO.	YDS	AVG	LONG	TD
D. Kaeze	2	37	18.5	30
A. Highsmith	2	30	15.0	30
P. Peterson	2	0	0.0	0
L. Wallace	2	0	0.0	0
K. Neal	1	32	32.0	32
M. Walker	1	30	30.0	30
E. Rowe	1	25	25.0	25
T. Watt	1	24	24.0	24
T. Thompson	1	6	6.0	6
K. Alexander	1	0	0.0	0
J. Porter Jr.	1	0	0.0	0
C. Sullivan	1	0	0.0	0
TEAM	16	184	11.5	32
OPPONENTS	9	168	18.7	33

# FUMBLES				
FUM	LST	FF	REC	TD
J. Warren	4	2	0	0
G. Olszewski	2	2	0	0
N. Harris	2	1	0	0
M. Rudolph	2	1	0	1
M. Trubisky	1	1	0	1
I. Seumalo	0	0	0	1
B. Jones	0	0	0	1
G. Pickens	3	0	0	1
C. Austin III	2	0	0	2
K. Pickett	2	0	0	2
D. Johnson	1	0	0	0
M. Cole	1	0	0	0
D. Moore Jr.	0	0	0	1
TEAM	21	7	0	10
OPPONENTS	26	11	0	6

# PUNTING										
NO.	YDS	AVG	NET	TB	IN	LG	B			
P. Harvin III	78	3,419	43.8	39.2	6	30	63			
B. Wing	11	495	45.0	38.9	2	3	52			
TEAM	89	3,914	44.0	39.2	8	33	63			
OPPONENTS	76	3,594	47.3	39.7	12	30	68			

# PUNT RETURNS				
RET	FC	YDS	AVG	LONG
C. Austin III	29	12	249	8.6
G. Olszewski	1	1	8	8.0
TEAM	30	13	257	8.6
OPPONENTS	29	30	269	9.3

# KICKOFF RETURNS				
NO.	YDS	AVG	LONG	TD
G. Igwebuike	11	282	25.6	36
A. McFarland Jr.	6	164	27.3	37
D. King II	4	88	22.0	27
G. Olszewski	2	24	12.0	24
G. Pickens	1	7	7.0	7
TEAM	24	565	23.5	37
OPPONENTS	18	476	26.4	49

# FIELD GOALS					
NO.	YDS	AVG	LONG	TD	50%
C. Boswell	0/0	0/9	7/7	7/8	6/7
TEAM	0/0	9/9	7/7	7/8	6/7
OPPONENTS	0/0	6/6	13/13	9/11	4/7

C. Boswell: (J) (52G, 50G) (43G, 42G, 57G) (35G, 23G) (43G, 25G, 42G) (53G) (22G, 61WR) (29G, 30G) (42G, 49G, 35G) (28G) (41G, 34G, 35G) (29G, 45WR) (56G) (1) (50G, 30G) (29G, 26G, 21G) (25G) (25G) (41G, 22G, 40G) (43G, 43WR, 55G) (26G) (56G, 39G, 36G) (23G) (53LI, 41G, 51WR) (50G, 51G, 38G, 37G) (36G, 36G, 48G) (31G, 28G) (25G, 34G, 47G) (51G) (56WL, 29G, 31G, 43RU, 42G) (35G) (43G, 42G, 24G) (36G)

2-Pt Conv: P. Friermuth 1, N. Harris 0, TM 1-3, OPP 6-6

SACKS: T. Watt 19.0, A. Highsmith 7.0, M. Golden 4.0, L. Ogunjimi 3.0, N. Herbig 3.0, E. Roberts 2.5, C. Heyward 2.0, M. Robinson 1.0, K. Alexander 1.0, K. Benton 1.0, M. Jack 1.0, D. Leal 1.0, E. Riley 1.0, A. Watts 0.5, TM 4.0, OPP 36.0 FUM/LOST: J. Warren 4/2, M. Rudolph 3/1, G. Pickens 3/0, G. Olszewski 2/2, N. Harris 2/1, K. Pickett 2/0, C. Austin III 2/0, M. Trubisky 1/1, M. Cole 1/0, D. Johnson 1/0, TM 21/7, OPP 26/11

# PASSING												
ATT	CMP	YDS	CMP%	YDS/ATT	TD	TD%	INT	INT%	LONG	SACK	LOST	RATING
K. Pickett	324	201	2,070	62.0	6.4	6	1.9	4	1.2	721	23	173
M. Trubisky	107	67	632	62.6	5.9	4	3.7	5	4.7	26	7	42
M. Rudolph	74	55	719	74.3	9.7	3	4.1	0	0.0	86	6	43
C. Heyward	1	0	0.0	0.0	0.0	0	0.0	0	0.0	0	0	0
TEAM	506	323	3,421	63.8	6.8	13	2.6	9	1.8	861	36	258
OPPONENTS	573	348	4,164	60.7	7.3	23	4.0	16	2.8	801	47	304

2023 REGULAR SEASON PITTSBURGH STEELERS DEFENSIVE STATS
(THROUGH WEEK 18)

POS.	PLAYER	TKL.	AST.	TOTAL	TFL	SACKS/YDS.	PR	FR	FF	INT./YDS.	PD
LB	E. Roberts	68	33	101	10	2.5/19.5	6	0	0	0/0	2
LB	T. Watt	48	20	68	19	19.0/122.0	36	3	4	1/24	8
S	M. Fitzpatrick	43	21	64	1	0.0/0.0	0	0	0	0/0	3
S	D. Kazez	46	15	61	0	0.0/0.0	0	2	0	2/37	3
LB	A. Highsmith	34	23	57	8	7.0/44.5	18	0	2	2/30	3
LB	C. Holcomb	31	23	54	4	0.0/0.0	2	1	2	0/0	2
S	K. Neal	33	17	50	1	0.0/0.0	0	1	0	1/32	2
DT	L. Ogunjobi	21	22	43	3	3.0/16.0	8	2	1	0/0	2
CB	P. Peterson	34	8	42	0	0.0/0.0	0	0	0	2/0	11
CB	J. Porter Jr.	32	10	42	1	0.0/0.0	0	0	0	1/0	10
LB	K. Alexander	32	9	41	5	1.0/3.0	2	0	1	1/0	1
CB	L. Wallace	32	6	38	0	0.0/0.0	0	0	0	2/0	11
DT	K. Benton	16	20	36	1	1.0/9.0	8	0	2	0/0	2
DT	C. Heyward	25	8	33	6	2.0/14.0	3	0	0	0/0	1
LB	M. Walker	21	12	33	2	0.0/0.0	0	0	0	1/30	2
S	E. Rowe	22	7	29	1	0.0/0.0	0	0	1	1/25	2
LB	M. Robinson	19	6	25	1	1.0/8.0	1	0	1	0/0	0
DT	M. Adams Sr.	11	13	24	2	0.0/0.0	0	0	1	0/0	1
LB	N. Herbig	15	7	22	5	3.0/24.0	3	1	2	0/0	0
S	T. Thompson	18	3	21	0	0.0/0.0	0	0	0	1/6	3
LB	M. Golden	14	6	20	6	4.0/25.0	10	1	0	0/0	1
CB	C. Sullivan	12	8	20	1	0.0/0.0	0	0	1	1/0	6
LB	M. Jack	12	5	17	1	1.0/11.0	2	0	0	0/0	0
DT	I. Loudermilk	8	8	16	0	0.0/0.0	1	0	0	0/0	2
DE	D. Leal	10	5	15	2	1.0/2.0	2	0	0	0/0	1
DL	A. Watts	6	9	15	0	0.5/4.0	3	0	0	0/0	0
S	M. Killebrew	10	3	13	1	0.0/0.0	1	0	0	0/0	0
S	E. Riley	5	5	10	2	1.0/2.0	1	0	0	0/0	0
LB	B. Martinez	2	2	4	0	0.0/0.0	0	0	0	0/0	0
CB	D. Rush	2	1	3	0	0.0/0.0	0	0	0	0/0	1
CB	J. Pierre	1	0	1	0	0.0/0.0	0	0	0	0/0	0
STEELERS TOTALS		683	335	1,018	83	47.0/304.0	107	11	18	16/184	80
OPP. TOTALS		608	459	1,067	90	36.0/258.0	91	6	13	9/168	66

Ast=Assist, TFL=Tackle for a Loss, PR=Pressures, Int=Interception, FR=Fumble Recovery, FF=Forced Fumble, PD=Pass Defense

2023 STEELERS SPECIAL TEAMS				DEFENSIVE STATS BY RANK												
POS.	PLAYER	TKL.	AST.	COMB.	SACKS		INTERCEPTIONS		TACKLES FOR LOSS		PASSES DEFENSED		PRESSURES			
					PLAYER	NO.	PLAYER	NO.	PLAYER	NO.	PLAYER	NO.	PLAYER	NO.		
S	Killebrew, Miles	11	2	13	T. Watt	19.0	A. Highsmith	2	T. Watt	19	P. Peterson	11	T. Watt	36		
CB	Pierre, James	5	2	7	A. Highsmith	7.0	D. Kazez	2	E. Roberts	10	L. Wallace	11	A. Highsmith	18		
TE	Williams, Rod	5	1	6	M. Golden	4.0	P. Peterson	2	A. Highsmith	8	J. Porter Jr.	10	M. Golden	10		
WR	Boykin, Miles	4	1	5	N. Herbig	3.0	L. Wallace	2	M. Golden	6	T. Watt	8	K. Benton	8		
LB	Herbig, Nick	4	1	5	L. Ogunjobi	3.0	K. Alexander	1	C. Heyward	6	C. Sullivan	6	L. Ogunjobi	8		
LB	Robinson, Mark	3	2	5	E. Roberts	2.5	K. Neal	1	K. Alexander	5	M. Fitzpatrick	3	E. Roberts	6		
LS	Kuntz, Christian	2	2	4	C. Heyward	2.0	J. Porter Jr.	1	N. Herbig	5	A. Highsmith	3	N. Herbig	3		
CB	Sullivan, Chandon	2	0	2	K. Alexander	1.0	E. Rowe	1	C. Holcomb	4	D. Kazez	3	C. Heyward	3		
LB	Carpenter, Tariq	1	1	2	K. Benton	1.0	C. Sullivan	1	L. Ogunjobi	3	T. Thompson	3	A. Watts	3		
TE/FB	Heyward, Connor	1	1	2	M. Jack	1.0	T. Thompson	1	M. Adams Sr.	2	K. Benton	2	K. Alexander	2		
S	Riley, Elijah	0	2	2	D. Leal	1.0	M. Walker	1	E. Riley	2	C. Holcomb	2	C. Holcomb	2		
S	Thompson, Trenton	1	0	1	E. Riley	1.0	T. Watt	1	D. Leal	2	I. Loudermilk	2	M. Jack	2		
RB	Igwebuike, Godwin	0	1	1	M. Robinson	1.0			M. Walker	2	K. Neal	2	D. Leal	2		
CB	Porter Jr., Joey	0	1	1	A. Watts	0.5			K. Benton	1	L. Ogunjobi	2	M. Killebrew	1		
TOTALS				39	17	56					M. Fitzpatrick	1	E. Roberts	2	I. Loudermilk	1
										M. Jack	1	E. Rowe	2	E. Riley	1	
										M. Killebrew	1	M. Walker	2	M. Robinson	1	
										K. Neal	1	M. Adams Sr.	1			
										J. Porter Jr.	1	K. Alexander	1			
										M. Robinson	1	M. Golden	1			
										E. Rowe	1	C. Heyward	1			
										C. Sullivan	1	D. Leal	1			
										D. Rush	1					

PLAYER	TACKLES	SOLO	ASSISTS	FOR FUMBLES	FUMBLE REC	BLKD FG	BLKD PAT	BLKD PUNT
Miles Killebrew	13	11	2	0	0	0	0	1
James Pierre	7	5	2	0	0	0	0	0
Rod Williams	6	5	1	0	0	0	0	0
Miles Boykin	5	4	1	0	0	0	0	0
Nick Herbig	5	4	1	0	0	0	0	0
Mark Robinson	5	3	2	0	0	0	0	0
Christian Kuntz	4	2	2	0	0	0	0	0
Chandon Sullivan	2	2	0	0	0	0	0	0
Tariq Carpenter	2	1	1	0	0	0	0	0
Connor Heyward	2	1	1	0	0	0	0	1
Elijah Riley	2	0	2	0	0	0	0	0
Trenton Thompson	1	1	0	0	0	0	0	0
Godwin Igwebuike	1	0	1	0	0	0	0	0
Joey Porter Jr.	1	0	1	0	0	0	0	0
Calvin Austin III	0	0	0	0	2	0	0	0
Patrick Peterson	0	0	0	0	0	0	1	0
2023 TOTALS	56	39	17	0	2	0	1	2

2023 REGULAR SEASON															
OFFENSE															
DATE	OPPONENT	WR	LT	LG	C	RG	RT	TE	RB	QB	WR	WR	TE	FB	TE
9/10	San Francisco	G. Pickens	D. Moore Jr.	I. Seumalo	M. Cole	J. Daniels	C. Okorafor	P. Freiermuth	N. Harris	K. Pickett	A. Robinson II	D. Johnson	--	--	--
9/18	Cleveland	G. Pickens	D. Moore Jr.	I. Seumalo	M. Cole	J. Daniels	C. Okorafor	P. Freiermuth	N. Harris	K. Pickett	A. Robinson II	--	D. Washington	--	--
9/24	at Las Vegas	G. Pickens	D. Moore Jr.	I. Seumalo	M. Cole	J. Daniels	C. Okorafor	P. Freiermuth	N. Harris	K. Pickett	A. Robinson II	--	D. Washington	--	--
10/1	at Houston	G. Pickens	D. Moore Jr.	I. Seumalo	M. Cole	N. Herbig	C. Okorafor	P. Freiermuth	N. Harris	K. Pickett	A. Robinson II	--	D. Washington	--	--
10/8	Baltimore	G. Pickens	<u>B. Jones</u>	I. Seumalo	M. Cole	N. Herbig	C. Okorafor	--	N. Harris	K. Pickett	A. Robinson II	C. Austin III	D. Washington	--	--
10/22	at L.A. Rams	G. Pickens	D. Moore Jr.	I. Seumalo	M. Cole	J. Daniels	C. Okorafor	--	N. Harris	K. Pickett	A. Robinson II	D. Johnson	C. Heyward	--	--
10/29	Jacksonville	G. Pickens	D. Moore Jr.	I. Seumalo	M. Cole	J. Daniels	C. Okorafor	--	N. Harris	K. Pickett	A. Robinson II	D. Johnson	--	C. Heyward	--
11/2	Tennessee	G. Pickens	D. Moore Jr.	I. Seumalo	M. Cole	J. Daniels	<u>B. Jones</u>	--	N. Harris	K. Pickett	A. Robinson II	D. Johnson	--	C. Heyward	--
11/12	Green Bay	G. Pickens	D. Moore Jr.	I. Seumalo	M. Cole	J. Daniels	--	--	N. Harris	K. Pickett	A. Robinson II	D. Johnson	D. Washington	--	--
11/19	at Cleveland	G. Pickens	D. Moore Jr.	I. Seumalo	M. Cole	J. Daniels	<u>B. Jones</u>	P. Freiermuth	N. Harris	K. Pickett	A. Robinson II	D. Johnson	--	--	--
11/26	at Cincinnati	G. Pickens	D. Moore Jr.	I. Seumalo	M. Cole	J. Daniels	<u>B. Jones</u>	P. Freiermuth	N. Harris	K. Pickett	A. Robinson II	D. Johnson	--	--	--
12/3	Arizona	G. Pickens	D. Moore Jr.	I. Seumalo	M. Cole	J. Daniels	<u>B. Jones</u>	P. Freiermuth	N. Harris	K. Pickett	A. Robinson II	D. Johnson	--	--	--
12/7	New England	G. Pickens	D. Moore Jr.	I. Seumalo	M. Cole	J. Daniels	<u>B. Jones</u>	--	N. Harris	M. Trubisky	A. Robinson II	D. Johnson	D. Washington	--	--
12/16	at Indianapolis	G. Pickens	D. Moore Jr.	I. Seumalo	M. Cole	J. Daniels	<u>B. Jones</u>	--	N. Harris	M. Trubisky	A. Robinson II	D. Johnson	--	C. Heyward	--
12/23	Cincinnati	G. Pickens	D. Moore Jr.	I. Seumalo	M. Cole	J. Daniels	<u>B. Jones</u>	P. Freiermuth	N. Harris	M. Rudolph	A. Robinson II	--	C. Heyward	--	--
12/31	at Seattle	--	D. Moore Jr.	I. Seumalo	M. Cole	J. Daniels	<u>B. Jones</u>	P. Freiermuth	N. Harris	M. Rudolph	A. Robinson II	--	D. Washington	C. Heyward	--
1/6	at Baltimore	G. Pickens	D. Moore Jr.	I. Seumalo	M. Cole	J. Daniels	<u>B. Jones</u>	--	N. Harris	M. Rudolph	A. Robinson II	D. Johnson	--	C. Heyward	--

2023 REGULAR SEASON														
DEFENSE														
DATE	OPPONENT	DE	DT	NT	LOLB	LILB	OLB	ROLB	LCB	FS	SS	RCB	S	CB
9/10	San Francisco	L. Ogunjobi	C. Heyward	M. Adams Sr.	T. Watt	C. Holcomb	E. Roberts	A. Highsmith	P. Peterson	M. Fitzpatrick	K. Neal	L. Wallace	--	--
9/18	Cleveland	L. Ogunjobi	D. Leal	M. Adams Sr.	T. Watt	C. Holcomb	E. Roberts	A. Highsmith	P. Peterson	M. Fitzpatrick	K. Neal	--	--	--
9/24	at Las Vegas	L. Ogunjobi	D. Leal	M. Adams Sr.	T. Watt	C. Holcomb	E. Roberts	A. Highsmith	P. Peterson	M. Fitzpatrick	K. Neal	L. Wallace	--	--
10/1	at Houston	L. Ogunjobi	D. Leal	M. Adams Sr.	T. Watt	C. Holcomb	E. Roberts	A. Highsmith	P. Peterson	M. Fitzpatrick	K. Neal	L. Wallace	--	--
10/8	Baltimore	L. Ogunjobi	<u>K. Benton</u>	M. Adams Sr.	T. Watt	C. Holcomb	E. Roberts	A. Highsmith	P. Peterson	M. Fitzpatrick	K. Neal	L. Wallace	--	--
10/22	at L.A. Rams	L. Ogunjobi	--	M. Adams Sr.	T. Watt	C. Holcomb	K. Alexander	A. Highsmith	P. Peterson	M. Fitzpatrick	D. Kaeze	L. Wallace	--	--
10/29	Jacksonville	L. Ogunjobi	D. Leal	M. Adams Sr.	T. Watt	C. Holcomb	E. Roberts	A. Highsmith	P. Peterson	M. Fitzpatrick	K. Neal	J. Porter Jr.	--	--
11/2	Tennessee	L. Ogunjobi	C. Heyward	M. Adams Sr.	T. Watt	C. Holcomb	E. Roberts	A. Highsmith	P. Peterson	K. Neal	D. Kaeze	J. Porter Jr.	--	--
11/12	Green Bay	L. Ogunjobi	C. Heyward	<u>K. Benton</u>	T. Watt	K. Alexander	E. Roberts	A. Highsmith	P. Peterson	D. Kaeze	K. Neal	J. Porter Jr.	--	--
11/19	at Cleveland	L. Ogunjobi	C. Heyward	<u>K. Benton</u>	T. Watt	M. Walker	E. Roberts	A. Highsmith	P. Peterson	D. Kaeze	--	J. Porter Jr.	--	--
11/26	at Cincinnati	L. Ogunjobi	C. Heyward	<u>K. Benton</u>	T. Watt	M. Walker	E. Roberts	A. Highsmith	--	M. Killebrew	D. Kaeze	J. Porter Jr.	T. Thompson	--
12/3	Arizona	L. Ogunjobi	C. Heyward	<u>K. Benton</u>	T. Watt	M. Walker	E. Roberts	A. Highsmith	P. Peterson	M. Fitzpatrick	D. Kaeze	J. Porter Jr.	--	--
12/7	New England	L. Ogunjobi	C. Heyward	<u>K. Benton</u>	T. Watt	B. Martinez	E. Roberts	A. Highsmith	P. Peterson	M. Fitzpatrick	D. Kaeze	J. Porter Jr.	--	--
12/16	at Indianapolis	L. Ogunjobi	C. Heyward	<u>K. Benton</u>	T. Watt	M. Robinson	E. Roberts	A. Highsmith	P. Peterson	M. Fitzpatrick	D. Kaeze	J. Porter Jr.	--	--
12/23	Cincinnati	L. Ogunjobi	C. Heyward	<u>K. Benton</u>	T. Watt	M. Walker	E. Roberts	A. Highsmith	L. Wallace	P. Peterson	E. Rowe	J. Porter Jr.	--	--
12/31	at Seattle	L. Ogunjobi	C. Heyward	<u>K. Benton</u>	T. Watt	M. Robinson	M. Jack	A. Highsmith	L. Wallace	P. Peterson	E. Rowe	J. Porter Jr.	--	--
1/6	at Baltimore	L. Ogunjobi	C. Heyward	--	T. Watt	M. Walker	E. Roberts	A. Highsmith	L. Wallace	P. Peterson	E. Rowe	J. Porter Jr.	--	C. Sullivan

Rookies underlined.

2023 REGULAR SEASON PITTSBURGH STEELERS PLAYER PARTICIPATION																													
PLAYERS	SF	CLE	AT LV	AT HOU	BAL	AT LAR	JAX	TEN	GB	AT CLE	AT CIN	ARI	NE	AT IND	CIN	AT SEA	AT BAL	1/6	GP	GS	DNP	IN							
	9/10	9/18	9/24	10/1	10/8	10/22	10/28	11/2	11/12	11/19	11/26	12/3	12/7	12/16	12/23														
Montravius Adams Sr.	NT	NT	NT	NT	NT	NT	NT	NT	SI	SI	SI	SI	P	P	P	P	P	P	13/85	8/24	0	4							
Kwon Alexander	P	P	P	P	P	LILB	P	P	LILB	IR	IR	IR	IR	IR	IR	IR	IR	IR	9/104	2/88	0	0							
Spencer Anderson	X	X	X	P	P	X	X	X	X	X	X	P	P	P	P	P	P	P	8/8	0/0	9	0							
Calvin Austin III	P	P	P	P	WR	P	P	P	P	P	P	P	P	P	P	P	P	P	17/17	1/1	0	0							
Luq Barcoo	PS	PS	PS	PS	PS	PS	PS	PS	PS	PS	PS	PS	PS	PS	PS	PS	PS	PS	0/3	0/1	0	0							
Keanu Benton	P	P	P	P	DT	P	P	P	DT	DT	DT	DT	DT	NT	NT	NT	NT	NT	17/17	9/9	0	0							
Chris Boswell	P	P	P	P	P	P	P	P	P	P	P	P	P	P	P	P	P	P	17/133	0/0	0	0							
Miles Boykin	P	P	P	P	P	P	P	P	P	P	P	P	P	P	P	P	P	P	17/73	0/25	0	0							
Mason Cole	C	C	C	C	C	C	C	C	C	C	C	C	C	C	C	C	C	C	17/94	17/73	0	0							
Dylan Cook	SI	SI	SI	X	X	SI	SI	SI	SI	SI	SI	SI	SI	SI	SI	SI	SI	SI	0/0	0/0	2	15							
James Daniels	RG	RG	RG	SI	SI	RG	RG	RG	RG	RG	RG	RG	RG	RG	RG	RG	RG	RG	15/86	15/80	0	2							
Jalen Elliott	A	A	A	A	A	A	A	PS	PS	PS	PS	PS	A	A	A	PS	PS	PS	0/8	0/1	0	1							
Breiden Fehoko	PS	PS	SI	SI	X	SI	SI	SI	SI	SI	PS	PS	PS	PS	PS	PS	PS	PS	0/19	0/4	1	6							
Dez Fitzpatrick	PS	SI	SI	P	PS	PS	PS	PS	PS	PS	PS	PS	PS	PS	PS	PS	PS	PS	1/6	0/0	0	2							
Minkah Fitzpatrick	FS	FS	FS	FS	FS	FS	FS	SI	SI	SI	SI	SI	FS	FS	FS	SI	SI	SI	10/89	10/84	0	7							
Pat Freiermuth	TE	TE	TE	TE	SI	IR	IR	IR	IR	TE	TE	TE	P	P	TE	TE	P	TE	12/44	9/26	0	1							
Markus Golden	P	P	P	P	P	P	P	P	P	P	P	P	P	SI	P	P	P	P	16/127	0/68	0	1							
Najee Harris	RB	RB	RB	RB	RB	RB	RB	RB	RB	RB	RB	RB	RB	RB	RB	RB	RB	RB	17/51	17/51	0	0							
Pressley Harvin III	P	P	P	SI	SI	P	P	P	P	P	P	P	P	P	P	P	P	P	15/47	0/0	0	2							
Nate Herbig	P	P	P	C	C	P	P	P	P	P	P	P	P	P	P	P	P	P	17/61	2/30	0	0							
Nick Herbig	P	P	P	P	P	P	P	P	P	P	P	P	P	P	P	P	P	P	17/17	0/0	0	0							
Cameron Heyward	DT	IR	IR	IR	IR	IR	IR	DT	DT	DT	DT	DT	DT	DT	DT	DT	DT	DT	11/194	11/159	0	0							
Connor Heyward	P	P	P	P	P	TE	FB	TE	P	P	P	P	P	P	TE	TE	TE	TE	17/34	7/7	0	0							
Alex Highsmith	ROLB	ROLB	ROLB	ROLB	ROLB	ROLB	ROLB	ROLB	ROLB	ROLB	ROLB	ROLB	ROLB	ROLB	ROLB	ROLB	ROLB	ROLB	17/66	17/55	0	0							
Cole Holcomb	LILB	LILB	LILB	LILB	LILB	LILB	LILB	LILB	LILB	IR	IR	IR	IR	IR	IR	IR	IR	IR	8/58	8/56	0	0							
Myles Jack	A	A	A	A	A	A	A	A	A	A	PS	PS	PS	PS	PS	PS	PS	PS	3/107	1/97	0	0							
Diontae Johnson	WR	A	IR	IR	IR	WR	WR	WR	WR	WR	WR	WR	WR	WR	WR	WR	WR	WR	13/77	11/67	0	0							
Kyron Johnson	A	A	A	A	A	PS	PS	PS	PS	PS	PS	PS	P	P	P	P	P	P	6/22	0/0	0	0							
Broderick Jones	P	P	P	P	LT	P	P	LT	RT	RT	RT	RT	RT	RT	RT	RT	RT	RT	17/17	11/11	0	0							
Miles Killebrew	P	P	P	P	P	P	P	P	P	P	P	P	FS	P	P	P	P	P	17/129	1/5	0	0							
Christian Kuntz	P	P	P	P	P	P	P	P	P	P	P	P	P	P	P	P	P	P	17/51	0/0	0	0							
DeMarvin Leal	P	DT	DT	DT	SI	P	DT	P	P	P	P	P	P	SI	P	SI	SI	SI	12/23	4/6	0	5							
Isaiahn Loudermilk	P	P	P	P	P	P	P	P	P	P	P	P	P	P	SI	P	SI	P	16/42	0/5	0	1							
Jonathan Marshall	PS	PS	PS	PS	PS	PS	PS	PS	PS	PS	PS	PS	PS	PS	PS	PS	PS	PS	0/4	0/0	0	0							
Ryan McCollum	A	PS	PS	PS	X	PS	PS	PS	PS	PS	PS	PS	PS	PS	PS	PS	PS	PS	0/13	0/1	1	0							
Anthony McFarland Jr.	P	A	IR	IR	IR	IRD	IRD	IRD	P	P	SI	SI	SI	SI	SI	Active	PS	PS	3/17	0/0	0	4							
Nate Meadors	A	A	A	A	A	A	A	A	A	A	A	A	A	A	A	A	A	A	PS	0/3	0/0	0	0						
Dan Moore Jr.	LT	LT	LT	LT	SI	LT	LT	LT	LT	LT	LT	LT	LT	LT	LT	LT	LT	LT	16/49	16/49	0	1							
Keanu Neal	SS	SS	SS	SS	SS	P	SS	SS	SS	SS	Active	IR	IR	IR	IR	IR	IR	IR	9/89	8/69	0	0							
Larry Ogunjobi	DE	DE	DE	DE	DE	DE	DE	DE	DE	DE	DE	DE	DE	DE	DE	DE	DE	DE	17/109	17/96	0	0							
Chukwuma Okorafor	RT	RT	RT	RT	RT	RT	RT	P	P	X	X	P	P	P	P	X	P	X	14/77	7/59	3	0							
Patrick Peterson	LCB	LCB	LCB	LCB	LCB	LCB	LCB	LCB	LCB	LCB	LCB	LCB	LCB	LCB	LCB	LCB	LCB	LCB	17/201	16/200	0	0							
George Pickens	WR	WR	WR	WR	WR	WR	WR	WR	WR	WR	WR	WR	WR	WR	WR	WR	WR	WR	17/34	16/28	0	0							
Kenny Pickett	QB	QB	QB	QB	QB	QB	QB	QB	QB	QB	QB	QB	QB	SI	SI	SI	SI	X	12/25	12/24	1	4							
James Pierre	P	P	P	P	P	P	P	P	P	P	P	P	P	SI	P	P	P	P	16/66	0/6	0	1							
Joey Porter Jr.	P	P	P	P	P	P	LCB	LCB	RCB	RCB	RCB	RCB	RCB	RCB	RCB	RCB	RCB	RCB	17/17	11/11	0	0							
Monte Pottebaum	RET	RET	RET	RET	RET	RET	RET	RET	RET	RET	RET	RET	RET	RET	RET	RET	RET	RET	0/0	0/0	0	0							
Elijah Riley	P	P	P	P	P	P	P	P	P	P	P	IR	IR	IR	IR	IR	P	P	13/30	0/7	0	0							
Elandon Roberts	RILB	RILB	RILB	RILB	RILB	P	RILB	RILB	RILB	RILB	RILB	RILB	RILB	RILB	RILB	RILB	RILB	SI	RILB	16/122	15/90	0	1						
Allen Robinson II	WR	WR	WR	WR	WR	WR	WR	WR	WR	WR	WR	WR	WR	WR	WR	WR	WR	WR	17/127	17/123	0	0							
Mark Robinson	P	P	P	P	P	P	P	P	P	P	P	P	P	P	P	RILB	P	RILB	P	17/21	2/4	0							
Mason Rudolph	SI	SI	SI	SI	SI	SI	SI	SI	SI	SI	SI	SI	SI	X	P	QB	QB	QB	4/21	3/13	1	12							
Darius Rush	A	A	A	A	A	SI	X	P	SI	SI	P	SI	P	SI	P	SI	SI	SI	3/3	0/0	1	8							
Isaac Seumalo	LG	LG	LG	LG	LG	LG	LG	LG	LG	LG	LG	LG	LG	LG	LG	LG	LG	LG	17/98	17/77	0	0							
Chandon Sullivan	P	P	P	P	P	P	LB	P	P	P	P	P	P	P	P	P	P	P	17/88	2/33	0	0							
Trenton Thompson	Active	Active	Active	Active	Active	Active	Active	Active	Active	Active	Active	Active	Active	Active	Active	Active	Active	Active	SI	6/7	2/2	0	3						
Cory Trice Jr.	IR	IR	IR	IR	IR	IR	IR	IR	IR	IR	IR	IR	IR	IR	IR	IR	IR	IR	0/0	0/0	0	0							
Mitch Trubisky	X	X	X	P	X	X	P	X	X	X	X	X	X	QB	QB	X	X	SI	5/69	2/57	11	1							
Levi Wallace	RCB	P	RCB	RCB	RCB	RCB	SI	P	P	LCB	P	P	P	P	P	RCB	RCB	LCB	16/83	9/70	0	1							
Jaylen Warren	P	P	P	P	P	P	P	P	P	P	P	P	P	P	P	P	P	P	17/33	0/0	0	0							
Darnell Washington	P	TE	TE	TE	TE	P	P	P	TE	P	P	P	P	TE	P	P	TE	P	17/17	7/7	0	0							
Armon Watts	SI	P	P	P	P	P	P	P	SI	P	P	P	P	P	P	P	P	P	15/72	0/23	0	2							
T.J. Watt	LOLB	LOLB	LOLB	LOLB	LOLB	LOLB	LOLB	LOLB	LOLB	LOLB	LOLB	LOLB	LOLB	LOLB	LOLB	LOLB	LOLB	LOLB	17/104	17/104	0	0							
Rod Williams	A	A	A	A	A	P	P	P	P	P	P	P	P	P	P	P	P	P	13/13	0/0	0	0							
Rodney Williams	PS	PS	PS	PS	Active	Active	Active	Active	Active	Active	Active	Active	Active	Active	Active	Active	Active	Active	0/0	0/0	0	0							
Renell Wren	IR	IR	IR	IR	IR	IR	IR	IR	IR	IR	IR	IR	IR	IR	IR	IR	IR	IR	0/13	0/2	0	0							

LEGEND:
 CAPS- Starter, P-Player was a substitution, SI-On Inactive List, X-Did Not Play (Non-injury), PS-Practice Squad, IR-Injured Reserve, RET-Reserve/Retired, IRD-Injured Reserve - Designated For Return, NOT-Not on Roster, *With Other Team

INDIVIDUAL SINGLE-GAME HIGHS			OPPONENT	DATE
RUSHING				
Rushing Yards	129	Jaylen Warren	at Browns	11/19
Rushing Attempts	27	Najee Harris	at Seahawks	12/31
Rushing Average	14.3	Jaylen Warren	at Browns	11/19
Rushing Touchdowns	2	Najee Harris	at Seahawks	12/31
RECEIVING				
Pass Receptions	9	Pat Freiermuth	at Bengals	11/26
Receiving Yards	195	George Pickens	vs. Bengals	12/23
Touchdown Receptions	2	George Pickens	vs. Bengals	12/23
PASSING				
Passes Attempted	46	Kenny Pickett	vs. 49ers	09/10
Passes Completed	31	Kenny Pickett	vs. 49ers	09/10
Completion Percentage	90.0	Mason Rudolph	at Ravens	01/06
Passing Yards	290	Mason Rudolph	vs. Bengals	12/23
Yards Per Attempt	11.4	Mason Rudolph	at Seahawks	12/31
Touchdown Passes	2	Mason Rudolph	vs. Bengals	12/23
		Kenny Pickett	at Raiders	09/24
Interceptions Thrown	2	Mitch Trubisky	at Colts	12/16
		Mitch Trubisky	vs. Jaguars	10/29
		Kenny Pickett	vs. 49ers	09/10
PUNT RETURNS				
Punt Returns	5	Calvin Austin III	at Ravens	01/06
Punt Return Yards	92	Calvin Austin III	at Ravens	01/06
KICKOFF RETURNS				
Kickoff Returns	3	Anthony McFarland Jr.	vs. Packers	11/12
		Desmond King II	at Texans	10/01
		Anthony McFarland Jr.	vs. 49ers	09/10
Kickoff Return Yards	91	Anthony McFarland Jr.	vs. 49ers	09/10
PUNTS				
Punts	9	Pressley Harvin III	at Browns	11/19
Punts Inside the 20	4	Pressley Harvin III	at Browns	11/19
Punting Average	53.8	Pressley Harvin III	vs. Browns	09/18
		Pressley Harvin III	at Raiders	09/24
INTERCEPTIONS				
Interceptions Made	2	Levi Wallace	at Raiders	09/24
INT Return Yards	32	Keanu Neal	vs. Packers	11/12
TACKLES				
Tackles	15	Elandon Roberts	at Browns	11/19
Sacks	3.0	T.J. Watt	vs. 49ers	09/10
SCORING				
Touchdowns	2	Najee Harris	at Seahawks	12/31
		George Pickens	vs. Bengals	12/23
Field Goals Attempted	3	Chris Boswell	at Seahawks	12/31
		Chris Boswell	at Bengals	11/26
		Chris Boswell	vs. Packers	11/12
		Chris Boswell	vs. Ravens	10/08
Field Goals Made	3	Chris Boswell	at Raiders	09/24
		Chris Boswell	at Seahawks	12/31
		Chris Boswell	at Bengals	11/26
		Chris Boswell	vs. Packers	11/12
		Chris Boswell	vs. Ravens	10/08
		Chris Boswell	at Raiders	09/24
MISC. YARDS				
Yards From Scrimmage	195	George Pickens	vs. Bengals	12/23
Combined Net Yards	195	George Pickens	vs. Bengals	12/23
LONGEST PLAYS			OPPONENT	DATE
RUSHING				
Run From Scrimmage	74	Jaylen Warren	at Browns	11/19
Touchdown Run	74	Jaylen Warren	at Browns	11/19
RECEIVING				
Pass Reception	86	George Pickens	vs. Bengals	12/23
Touchdown Reception	86	George Pickens	vs. Bengals	12/23
PASSING				
Passing Long	86	Mason Rudolph	vs. Bengals	12/23
Touchdown Pass Long	86	Mason Rudolph	vs. Bengals	12/23
RETURNS				
Longest Opponent's Fumble Return	18	T.J. Watt	vs. Ravens	10/08
Punt Return	34	Calvin Austin III	at Ravens	01/06
Kickoff Return	37	Anthony McFarland Jr.	vs. Packers	11/12
Interception Return	32	Keanu Neal	vs. Packers	11/12
Longest INT Return for TD	30	Alex Highsmith	vs. Browns	09/18
KICKING				
Punt	63	Pressley Harvin III	at Raiders	09/24
Field Goal	57	Chris Boswell	at Raiders	09/24
Field Goal Attempt	61	Chris Boswell	vs. Jaguars	10/29

OPPONENT SINGLE-GAME HIGHS		OPPONENT		DATE
RUSHING				
Rushing Yards	152	Christian McCaffrey	vs. 49ers	09/10
Rushing Attempts	25	James Conner	vs. Cardinals	12/03
Rushing Average	7.8	AJ Dillon	vs. Packers	11/12
Rushing Touchdowns	2	James Conner	vs. Cardinals	12/03
RECEIVING				
Pass Receptions	13	Davante Adams	at Raiders	09/24
Receiving Yards	172	Davante Adams	at Raiders	09/24
Touchdown Receptions	2	Hunter Henry	vs. Patriots	12/07
		Nico Collins	at Texans	10/01
		Davante Adams	at Raiders	09/24
		Brandon Aiyuk	vs. 49ers	09/10
PASSING				
Passes Attempted	44	Jimmy Garoppolo	at Raiders	09/24
Passes Completed	28	Jake Browning	vs. Bengals	12/23
		Jimmy Garoppolo	at Raiders	09/24
Completion Percentage	75.0	Trevel Lawrence	vs. Jaguars	10/29
Passing Yards	335	Jake Browning	vs. Bengals	12/23
Yards Per Attempt	10.2	C.J. Stroud	at Texans	10/01
Touchdown Passes	3	Gardner Minshew II	at Colts	12/16
		Bailey Zappe	vs. Patriots	12/07
Interceptions Thrown	3	Jake Browning	vs. Bengals	12/23
		Jimmy Garoppolo	at Raiders	09/24
PUNT RETURNS				
Punt Returns	5	DeAndre Carter	at Raiders	09/24
Punt Return Yards	44	DeAndre Carter	at Raiders	09/24
KICKOFF RETURNS				
Kickoff Returns	5	Keisean Nixon	vs. Packers	11/12
Kickoff Return Yards	139	Keisean Nixon	vs. Packers	11/12
PUNTS				
Punts	9	Bryce Baringer	vs. Patriots	12/07
Punts Inside the 20	3	Bryce Baringer	vs. Patriots	12/07
		Corey Bojorquez	at Browns	11/19
		Ryan Stonehouse	vs. Titans	11/02
		Jordan Stout	vs. Ravens	10/08
		Mitch Wishnowsky	vs. 49ers	09/10
Punting Average	57.0	Rigoberto Sanchez	at Colts	12/16
		Ryan Stonehouse	vs. Titans	11/02
INTERCEPTIONS				
Interceptions Made	1	Julian Blackmon	at Colts	12/16
		Nick Cross	at Colts	12/16
		Jabril Peppers	vs. Patriots	12/07
		Antonio Johnson	vs. Jaguars	10/29
		Andrew Wingard	vs. Jaguars	10/29
		Steven Nelson	at Texans	10/01
		Grant Delpit	vs. Browns	09/18
		Talanoa Hufanga	vs. 49ers	09/10
		Charvarius Ward	vs. 49ers	09/10
INT Return Yards	33	Steven Nelson	at Texans	10/01
TACKLES				
Tackles	18	Devin Bush	at Seahawks	12/31
Sacks	3.0	Drake Jackson	vs. 49ers	09/10
SCORING				
Touchdowns	2	Hunter Henry	vs. Patriots	12/07
		James Conner	vs. Cardinals	12/03
		Nico Collins	at Texans	10/01
		Davante Adams	at Raiders	09/24
		Brandon Aiyuk	vs. 49ers	09/10
Field Goals Attempted	5	Matt Gay	at Colts	12/16
Field Goals Made	4	Brandon McManus	vs. Jaguars	10/29
MISC. YARDS				
Yards From Scrimmage	172	Davante Adams	at Raiders	09/24
Combined Net Yards	172	Davante Adams	at Raiders	09/24
OPPONENTS' LONGEST PLAYS		OPPONENT		DATE
RUSHING				
Run From Scrimmage	69	Jerome Ford	vs. Browns	09/18
Touchdown Run	65	Christian McCaffrey	vs. 49ers	09/10
RECEIVING				
Pass Reception	80	Tee Higgins	vs. Bengals	12/23
Touchdown Reception	80	Tee Higgins	vs. Bengals	12/23
PASSING				
Passing Long	80	Jake Browning	vs. Bengals	12/23
Touchdown Pass Long	80	Jake Browning	vs. Bengals	12/23
RETURNS				
Longest Opponent's Fumble Return	28	DJ Turner II	at Bengals	11/26
Punt Return	21	James Proche	at Browns	11/19
Kickoff Return	49	Keisean Nixon	vs. Packers	11/12
Interception Return	33	Steven Nelson	at Texans	10/01
KICKING				
Punt	68	Ethan Evans	at Rams	10/22
Field Goal	55	Dustin Hopkins	vs. Browns	09/18
Field Goal Attempt	56	Matt Gay	at Colts	12/16

2023 REGULAR SEASON BIG YARDAGE GAMES

100-YARD PASS RECEIVERS							
DATE	OPPONENT	PLAYER	REC.	YDS.	AVG.	LG	TD
9/18	vs. Browns	George Pickens	4	127	31.8	71T	1
10/8	vs. Ravens	George Pickens	6	130	21.7	41T	1
10/22	at Rams	George Pickens	5	107	21.4	31	0
11/26	at Bengals	Pat Freiermuth	9	120	13.3	29	0
12/23	vs. Bengals	George Pickens	4	195	48.8	86T	2
12/31	at Seahawks	George Pickens	7	131	18.7	37	0

100-YARD RUSHERS							
DATE	OPPONENT	PLAYER	ATT.	YDS.	AVG.	LG	TD
11/12	vs. Packers	Jaylen Warren	15	101	6.7	20	1
11/19	at Browns	Jaylen Warren	9	129	14.3	74T	1
12/31	at Seahawks	Najee Harris	27	122	4.5	23	2
1/6	at Ravens	Najee Harris	26	112	4.3	15	1

2023 OPPONENTS BIG YARDAGE GAMES

100-YARD PASS RECEIVERS							
DATE	OPPONENT	PLAYER	REC.	YDS.	AVG.	LG	TD
9/10	vs. 49ers	Brandon Aiyuk	8	129	16.1	23	2
9/24	at Raiders	Davante Adams	13	172	13.2	32T	2
10/1	at Texans	Nico Collins	7	168	24.0	52T	2
10/22	at Rams	Puka Nacua	8	154	19.3	36	0
12/23	vs. Bengals	Tee Higgins	5	140	28.0	80T	1
12/31	at Seahawks	DK Metcalf	5	106	21.2	33	0

100-YARD RUSHERS							
DATE	OPPONENT	PLAYER	ATT.	YDS.	AVG.	LG	TD
9/10	vs. 49ers	Christian McCaffrey	22	152	6.9	65T	1
9/18	vs. Browns	Jerome Ford	16	106	6.6	69	0
12/3	vs. Cardinals	James Conner	25	105	4.2	29	2

300-YARD PASSERS							
DATE	OPPONENT	PLAYER	ATT.	YDS.	COMP.	LG	TD
9/24	at Raiders	Jimmy Garoppolo	44	324	28	32T	2
10/1	at Texans	C.J. Stroud	30	306	16	52T	2
12/23	vs. Bengals	Jake Browning	42	335	28	80T	1

2023 REGULAR SEASON - BIG PASS PLAYS (20+ YARDS)												
DATE	OPPONENT	QTR	STEELERS PLAYER	YDS.	DOWN	RESULT	QTR	OPP. PLAYER	YDS.	DOWN	RESULT	
09/10	San Francisco	3	K. Pickett -> D. Johnson	26	1-10-PIT 25	Punt	1	B. Purdy -> B. Aiyuk	23	2-11-PIT 49	Field Goal	
		4	K. Pickett -> A. Robinson II	31	3-11-PIT 39	Downs	2	B. Purdy -> D. Samuel	22	1-15-PIT 39	Touchdown	
							4	B. Purdy -> B. Aiyuk	22	3-4-SF 25	Punt	
09/18	Cleveland	2	K. Pickett -> J. Warren	30	3-3-PIT 32	Punt	2	D. Watson -> D. Njoku	29	1-20-CLE 15	Field Goal	
		2	K. Pickett -> G. Pickens	71T	1-10-PIT 29	Touchdown	4	D. Watson -> A. Cooper	23	2-10-CLE 23	Fumble	
		3	K. Pickett -> G. Pickens	25	3-10-PIT 25	Field Goal						
3	K. Pickett -> G. Pickens	23	2-10-PIT 25	Punt								
09/24	at Las Vegas	1	K. Pickett -> C. Austin III	72T	3-7-PIT 28	Touchdown	4	J. Garoppolo -> D. Adams	32T	4-1-PIT 32	Touchdown	
		3	K. Pickett -> G. Pickens	32	3-5-PIT 26	Field Goal	4	J. Garoppolo -> D. Adams	26	2-10-LV 20	Touchdown	
10/01	at Houston	3	K. Pickett -> N. Harris	32	3-4-HOU 40	Field Goal	1	C. Stroud -> D. Pierce	27	2-6-PIT 39	Touchdown	
						2	C. Stroud -> D. Schultz	29	2-7-HOU 35	Field Goal		
						2	C. Stroud -> J. Metchie III	22	2-12-HOU 18	Punt		
						2	C. Stroud -> N. Collins	42	1-10-HOU 22	Field Goal		
						3	C. Stroud -> N. Collins	24	2-11-HOU 41	Touchdown		
				4	C. Stroud -> N. Collins	52T	3-7-HOU 48	Touchdown				
10/08	Baltimore	2	K. Pickett -> G. Pickens	21	2-10-PIT 10	Punt	2	L. Jackson -> Z. Flowers	29	3-18-BAL 40	Downs	
		3	K. Pickett -> G. Pickens	23	1-10-PIT 26	Punt	3	L. Jackson -> Z. Flowers	20	2-10-BAL 26	Punt	
		4	K. Pickett -> J. Warren	23	3-8-PIT 46	Field Goal	3	L. Jackson -> N. Agholor	30	1-10-BAL 18	Punt	
		4	K. Pickett -> G. Pickens	21	3-4-PIT 37	Touchdown						
		4	K. Pickett -> G. Pickens	41T	2-9-BAL 41	Touchdown						
10/22	at L.A. Rams	2	K. Pickett -> G. Pickens	21	2-9-PIT 26	Punt	1	M. Stafford -> P. Nacua	30	1-10-LAR 19	Missed FG	
		4	K. Pickett -> D. Johnson	39	3-8-PIT 43	Touchdown	2	M. Stafford -> C. Kupp	24	3-11-LAR 24	Punt	
		4	K. Pickett -> G. Pickens	21	1-10-PIT 34	Touchdown	2	M. Stafford -> P. Nacua	22	3-1-LAR 49	Field Goal	
		4	K. Pickett -> G. Pickens	31	3-3-PIT 21	End Game	2	M. Stafford -> P. Nacua	36	3-3-LAR 19	Touchdown	
						2	M. Stafford -> T. Atwell	31T	2-10-PIT 31	Touchdown		
				3	M. Stafford -> P. Nacua	32	1-10-LAR 37	Touchdown				
				3	M. Stafford -> P. Nacua	20	3-7-PIT 28	Touchdown				
10/29	Jacksonville	3	M. Trubisky -> G. Pickens	22T	2-3-JAX 22	Touchdown	1	T. Lawrence -> C. Ridley	26	3-7-JAX 35	Field Goal	
						1	T. Lawrence -> C. Kirk	29	3-4-JAX 26	Fumble		
						2	T. Lawrence -> C. Ridley	27	2-9-PIT 45	Interception		
						3	T. Lawrence -> T. Etienne Jr.	56T	2-10-JAX 44	Touchdown		
				4	T. Lawrence -> E. Ingram	34	1-20-JAX 48	Field Goal				
11/02	Tennessee	4	K. Pickett -> D. Johnson	32	3-6-PIT 45	Touchdown	1	W. Lewis -> D. Hopkins	29	1-23-TEN 5	Punt	
						2	W. Lewis -> N. Westbrook-Ikhine	23	3-13-TEN 41	Touchdown		
						2	W. Lewis -> K. Phillips	24	1-10-TEN 36	Field Goal		
						2	W. Lewis -> K. Phillips	21	1-10-PIT 40	Field Goal		
						3	W. Lewis -> D. Henry	23	2-4-PIT 48	Field Goal		
						4	W. Lewis -> T. Burks	21	1-10-TEN 8	Punt		
				4	W. Lewis -> C. Moore	29	2-10-TEN 35	Interception				
11/12	Green Bay	3	K. Pickett -> G. Pickens	28	1-10-PIT 34	Field Goal	1	J. Love -> D. Wicks	23	2-7-PIT 45	Touchdown	
						2	J. Love -> J. Reed	35T	3-16-PIT 35	Touchdown		
						3	J. Love -> R. Doubs	20	2-6-GB 26	Field Goal		
						3	J. Love -> L. Musgrave	36	3-7-GB 49	Field Goal		
						4	J. Love -> L. Musgrave	28	1-10-GB 25	Interception		
						4	J. Love -> D. Wicks	32	3-10-PIT 47	Interception		
				4	J. Love -> J. Reed	46	1-10-GB 19	Interception				
11/19	at Cleveland		NONE				NONE					
11/26	at Cincinnati	1	K. Pickett -> P. Freiermuth	24	1-10-PIT 25	Punt	2	J. Browning -> J. Chase	31	2-4-PIT 47	Touchdown	
		1	K. Pickett -> P. Freiermuth	29	3-13-PIT 38	Fumble	2	J. Browning -> T. Irwin	25	2-9-CIN 12	Punt	
		2	K. Pickett -> D. Johnson	39	3-3-PIT 38	Field Goal	3	J. Browning -> J. Chase	25	1-10-PIT 46	Interception	
		4	K. Pickett -> G. Pickens	43	3-8-PIT 37	Field Goal	4	J. Browning -> J. Mixon	39	1-10-CIN 25	Field Goal	
12/03	Arizona	1	K. Pickett -> G. Pickens	38	2-1-PIT 46	Field Goal	2	K. Murray -> E. Higgins	21	3-3-ARI 8	Touchdown	
		3	M. Trubisky -> G. Pickens	25	3-14-PIT 44	Missed FG						
		4	M. Trubisky -> D. Johnson	26	1-5-ARI 30	Touchdown						
12/07	New England	2	M. Trubisky -> D. Johnson	25T	2-5-NE 25	Touchdown	1	B. Zappe -> J. Smith-Schuster	37	1-10-NE 37	Touchdown	
		4	M. Trubisky -> D. Johnson	24	1-10-PIT 13	End Game	2	B. Zappe -> J. Smith-Schuster	28	3-3-NE 48	Touchdown	
		4	M. Trubisky -> A. Robinson II	21	1-10-PIT 37	End Game	2	B. Zappe -> H. Henry	24T	1-10-PIT 24	Touchdown	
12/16	at Indianapolis	3	M. Trubisky -> D. Johnson	25	3-19-PIT 16	Punt	2	G. Minshew II -> M. Pittman Jr.	21	2-10-IND 25	Touchdown	
						2	G. Minshew II -> M. Pittman Jr.	42	3-5-PIT 49	Touchdown		
				2	G. Minshew II -> D. Montgomery	2	1-10-IND 26	Touchdown				
12/23	Cincinnati	1	M. Rudolph -> G. Pickens	86T	2-4-PIT 14	Touchdown	1	J. Browning -> T. Higgins	23	3-3-CIN 32	Interception	
		2	M. Rudolph -> G. Pickens	44	3-15-PIT 21	Field Goal	2	J. Browning -> T. Boyd	29	2-6-CIN 29	Downs	
		3	M. Rudolph -> G. Pickens	66T	3-1-PIT 34	Touchdown	3	J. Browning -> T. Higgins	80T	1-10-CIN 20	Touchdown	
						4	J. Browning -> T. Irwin	22	3-5-CIN 30	Punt		
12/31	at Seattle	2	M. Rudolph -> G. Pickens	37	1-10-PIT 48	Field Goal	2	G. Smith -> D. Metcalf	33	2-6-SEA 43	Touchdown	
		2	M. Rudolph -> P. Freiermuth	25	3-4-PIT 31	Touchdown	2	G. Smith -> N. Fant	21	1-10-SEA 36	Touchdown	
		3	M. Rudolph -> D. Johnson	42	1-10-SEA 46	Touchdown	2	G. Smith -> D. Metcalf	21	1-10-PIT 32	Touchdown	
		4	M. Rudolph -> G. Pickens	34	3-6-PIT 44	Field Goal	3	G. Smith -> C. Parkinson	20	2-6-SEA 39	Field Goal	
		4	M. Rudolph -> G. Pickens	24	1-10-SEA 44	End Game	3	G. Smith -> D. Metcalf	32	2-10-SEA 14	Field Goal	
01/06	at Baltimore	4	M. Rudolph -> D. Johnson	71T	3-4-PIT 29	Touchdown	2	T. Huntley -> I. Likely	27T	2-12-PIT 27	Touchdown	
TOTALS				41	-1,412 (34.4), 8 TDs				63	-1,844 (29.3), 8 TDs		

2023 REGULAR SEASON - BIG RUN PLAYS (10+ YARDS)															
DATE	OPPONENT	QTR	STEELERS PLAYER	YDS.	DOWN	RESULT	QTR	OPP. PLAYER	YDS.	DOWN	RESULT				
09/10	San Francisco	2	Najee Harris	24	3-1-PIT 14	Touchdown	1	Christian McCaffrey	17	2-1-PIT 25	Touchdown				
			Christian McCaffrey			1	Christian McCaffrey	11	2-10-SF 44	Touchdown					
			Christian McCaffrey	65T		3	Christian McCaffrey	11	1-10-SF 35	Touchdown					
			Brock Purdy			4	Christian McCaffrey	8	1-10-SF 8	Punt					
											17	3-11-PIT 41	Field Goal		
09/18	Cleveland	3	Najee Harris	21	1-10-PIT 20	Punt	1	Nick Chubb	20	1-10-CLE 28	Fumble				
			Najee Harris	17	1-10-PIT 41	Punt	3	Jerome Ford	69	2-5-CLE 30	Touchdown				
						3	Deshaun Watson	12	2-5-CLE 25	Punt					
09/24	at Las Vegas	2	Jaylen Warren	11	1-10-LV 48	Field Goal	4	Josh Jacobs	10	1-10-PIT 38	Touchdown				
			Kenny Pickett	10	3-9-LV 36	Field Goal									
			Najee Harris	17	1-10-LV 30	Touchdown									
10/01	at Houston	3	Najee Harris	15	1-10-PIT 25	Field Goal	1	Dameon Pierce	13	2-10-HOU 31	Touchdown				
			Jaylen Warren	18	2-6-HOU 41	Field Goal	1	C. J. Stroud	11	2-8-HOU 46	Touchdown				
			Najee Harris	23	1-10-PIT 24	Downs	2	Dameon Pierce	12	1-10-PIT 36	Field Goal				
											4	Dameon Pierce	10	2-9-HOU 15	Touchdown
10/08	Baltimore	2	George Pickens	16	1-10-BAL 40	Field Goal	1	Lamar Jackson	26	3-2-BAL 33	Punt				
			Jaylen Warren	10	1-10-BAL 31	Field Goal	1	Gus Edwards	11	2-4-PIT 25	Touchdown				
			Jaylen Warren	16	1-10-BAL 21	Field Goal	1	Justice Hill	14T	2-10-PIT 14	Touchdown				
10/22	at L.A. Rams	4	Jaylen Warren	13T	2-5-LAR 13	Touchdown	1	Darrell Henderson Jr.	11	2-10-LAR 37	Punt				
			Najee Harris	10	1-10-LAR 45	Touchdown	1	Jr.	11	1-10-LAR 49	Missed FG				
						3	Royce Freeman	15	1-10-LAR 29	Missed FG					
						3	Royce Freeman								
10/29	Jacksonville	2	Calvin Austin III	10	2-7- 50	Field Goal	1	Trevor Lawrence	10	2-17-JAX 25	Field Goal				
			Kenny Pickett	10	1-10-JAX 48	Missed FG	2	Travis Etienne Jr.	12	1-10-PIT 18	Interception				
						2	Travis Etienne Jr.	10	2-4-JAX 43	Field Goal					
						4	Travis Etienne Jr.	13	1-10-PIT 45	Punt					
11/02	Tennessee	1	Najee Harris	10T	1-10-TEN 10	Touchdown	2	Derrick Henry	15	1-10-PIT 24	Touchdown				
			Jaylen Warren	15	1-10-TEN 36	Field Goal	3	Derrick Henry	11	1-10-TEN 35	Field Goal				
			Jaylen Warren	14	1-10-TEN 21	Field Goal									
			Najee Harris	25	2-7-PIT 16	Field Goal									
			Jaylen Warren	13	3-1-PIT 28	Touchdown									
			4	Jaylen Warren	22	2-10-TEN 23	Touchdown								
11/12	Green Bay	1	Jaylen Warren	12	1-10-GB 28	Touchdown	2	AJ Dillon	40	1-10-GB 31	Touchdown				
			Najee Harris	11	3-1-GB 41	Touchdown									
			Jaylen Warren	16T	1-10-GB 16	Touchdown									
			Najee Harris	24	2-7-PIT 28	Punt									
			Jaylen Warren	11	1-10-PIT 34	Field Goal									
			Jaylen Warren	20	1-10-GB 45	Field Goal									
			Kenny Pickett	11	3-6-PIT 28	Punt									
			4	Jaylen Warren	11	3-19-PIT 30	Punt								
11/19	at Cleveland	2	Jaylen Warren	11	2-1-PIT 37	Punt	1	Jerome Ford	13	2-5-PIT 25	Touchdown				
			Jaylen Warren	74T	2-9-PIT 26	Touchdown	4	Kareem Hunt	16	2-11-CLE 13	Punt				
			Jaylen Warren	21	2-9-CLE 48	Field Goal									
			Jaylen Warren	12	1-10-CLE 27	Field Goal									
			Najee Harris	17	3-22-CLE 27	Field Goal									
11/26	at Cincinnati	1	Najee Harris	20	1-10-PIT 11	Field Goal		NONE							
			Najee Harris	22	1-10-PIT 33	Field Goal									
			Najee Harris	13	1-10-CIN 45	Field Goal									
12/03	Arizona	2	Jaylen Warren	18	1-10-PIT 37	Downs	2	Michael Carter	19	3-6-ARI 33	Touchdown				
			Najee Harris	11	1-10-ARI 33	Downs	4	James Conner	29	1-10-ARI 25	End Game				
			Najee Harris	11	1-10-PIT 37	Missed FG	4	James Conner	10	3-6-PIT 42	End Game				
			4	James Conner	11	2-9-PIT 31	End Game								
12/07	New England	1	Mitch Trubisky	15	1-10-PIT 31	Field Goal	1	Bailey Zappe	11	3-9-PIT 25	Touchdown				
			Calvin Austin III	12	1-10-PIT 37	Touchdown	4	Ezekiel Elliott	12	2-13-NE 49	Punt				
12/16	at Indianapolis	2	Najee Harris	15	1-10-PIT 36	Interception	2	Trey Sermon	10	4-1-PIT 32	Downs				
			Jaylen Warren	11	1-10-PIT 25	End Game	3	Tyler Goodson	31	1-10-IND 49	Field Goal				
						4	Trey Sermon	19	3-2-IND 43	Field Goal					
						4	Tyler Goodson	10	2-9-PIT 37	Field Goal					
12/23	Cincinnati	1	Najee Harris	13	1-10-CIN 19	Touchdown	3	Joe Mixon	13	1-10-CIN 32	Field Goal				
										4	Joe Mixon	11	1-10-PIT 48	End Game	
12/31	at Seattle	1	Jaylen Warren	11	1-10-PIT 43	Downs	2	Kenneth Walker III	11	1-10-PIT 24	Touchdown				
			Jaylen Warren	18T	2-8-SEA 18	Touchdown	2	Kenneth Walker III	13T	1-10-PIT 13	Touchdown				
			Jaylen Warren	23	1-10-PIT 25	Field Goal	3	Geno Smith	25	1-10-SEA 46	Field Goal				
			Najee Harris	23	1-10-SEA 44	Touchdown									
			Najee Harris	12	3-7-SEA 17	End Game									
01/06	at Baltimore	1	Jaylen Warren	23	1-10-PIT 34	Touchdown	2	Gus Edwards	29	1-10-BAL 46	Touchdown				
			Najee Harris	10	1-10-BAL 45	Fumble	4	Tyler Huntley	11	1-10-PIT 36	Field Goal				
			Najee Harris	15	1-10-PIT 36	Punt									
			Najee Harris	11	1-10-PIT 34	Punt									

TOTALS 55 - 898 (16.3), 5 TDS

45 - 786 (17.5), 3 TDS

DATE	OPPONENT	RUSHES				RECEPTIONS				RETURNS			
		GAIN	PLAYER	QTR	RESULT	GAIN	PLAYER	QTR	RESULT	GAIN	PLAYER	QTR	RESULT
09/10	San Francisco	24	Najee Harris	2	TD	26 31	Diontae Johnson Allen Robinson II	3 4	Punt Downs	32 34	Anthony McFarland Jr. (KR) Anthony McFarland Jr. (KR)	1 2	Punt Punt
09/18	Cleveland	21 17	Najee Harris Najee Harris	3' 3	Punt Punt	30 71t 25 23	Jaylen Warren George Pickens George Pickens George Pickens	2 2 3 3	Punt TD FG Punt	30t	Alex Highsmith (INT)	1	INT
09/24	at Las Vegas	11 10 17	Jaylen Warren Kenny Pickett Najee Harris	2' 2' 3	FG TD FG	72t 32	Calvin Austin III George Pickens	1 3	TD FG				
10/01	at Houston	15 18 23	Najee Harris Jaylen Warren Najee Harris	3' 3' 3	FG FG Downs	32	Najee Harris	3	FG				
10/08	Baltimore	16 10 16	George Pickens Jaylen Warren Jaylen Warren	2 4' 4	FG FG FG	21 23 23 21 41t	George Pickens George Pickens Jaylen Warren George Pickens George Pickens	2 3 4 4' 4	Punt Punt FG TD TD				
10/22	at L.A. Rams	13t 10	Jaylen Warren Najee Harris	4 4	TD TD	20 39 21 31	George Pickens Diontae Johnson George Pickens George Pickens	2 4 4 4	Punt TD TD Game				
10/29	Jacksonville	10 10	Calvin Austin III Kenny Pickett	2 2	FG Miss FG	22t	George Pickens	3	TD	36	Godwin Igwebuike (KR)	2	Miss FG
11/02	Tennessee	10t 15 14 25 13 22	Najee Harris Jaylen Warren Jaylen Warren Najee Harris Jaylen Warren Jaylen Warren	1 2' 2' 3 4' 4	TD FG FG FG TD TD	32	Diontae Johnson	4	TD				
11/12	Green Bay	12 11 16t 16t 24 11 20 11 11	Jaylen Warren Najee Harris Jaylen Warren Najee Harris Jaylen Warren Najee Harris Kenny Pickett Jaylen Warren	1 1' 2' 4 4' 4' 4' 4	TD TD TD Punt FG FG Punt Punt	28	George Pickens	3	FG	37 32 30	Anthony McFarland Jr. (KR) Keanu Neal (INT) Damontae Kazee (INT)	3 4 4	FG INT INT
11/19	at Cleveland	11 74t 21 12 17	Jaylen Warren Jaylen Warren Jaylen Warren Jaylen Warren Najee Harris	2 3 4' 4' 4	Punt TD FG FG FG								
11/26	at Cincinnati	20 22 13	Najee Harris Najee Harris Najee Harris	1 4' 4	FG FG FG	24 29 39 43	Pat Freiermuth Pat Freiermuth Diontae Johnson George Pickens	1 1 2 2	Punt Fumble FG FG				
12/03	Arizona	18 11 11	Jaylen Warren Najee Harris Najee Harris	2' 2' 3	Downs Downs Miss FG	38 25 26	George Pickens George Pickens Diontae Johnson	1 3 4	FG Miss FG TD				
12/07	New England	12 15	Mitch Trubisky Calvin Austin III	1 2	FG TD	25t 24 21	Diontae Johnson Diontae Johnson Allen Robinson II	2 4' 4	TD Game Game	30	Mykal Walker (INT)	3	INT
12/16	at Indianapolis	15 11	Najee Harris Jaylen Warren	2 4	INT Game	25	Diontae Johnson	3	Punt	34 31	Godwin Igwebuike (KR) Godwin Igwebuike (KR)	1 2	Punt INT
12/23	Cincinnati	13	Najee Harris	1	TD	86t 44 66t	George Pickens George Pickens George Pickens	1 2 3	TD FG TD				
12/31	at Seattle	11 18t 23 23 12	Jaylen Warren Jaylen Warren Jaylen Warren Najee Harris Najee Harris	1 1 2 2 4	Downs TD FG TD Game	37 25 42 34 24	George Pickens Pat Freiermuth Diontae Johnson George Pickens George Pickens	2 2 3 4 4	FG TD TD FG Game	31	Godwin Igwebuike (KR)	3	TD
01/06	at Baltimore	23 10 15 11	Jaylen Warren Najee Harris Najee Harris Najee Harris	1 2 3 3	TD Fumble Punt Punt	71t	Diontae Johnson	4	TD	34	Calvin Austin III (PR)	4	Punt

* - result within the same drive

STEELERS OPPONENTS 2023 REGULAR SEASON - BIG PLAYS: RUSH 10+, RECEPTIONS 20+, RETURNS 30+													
DATE	OPPONENT	RUSHES				RECEPTIONS				RETURNS			
		GAIN	PLAYER	QTR	RESULT	GAIN	PLAYER	QTR	RESULT	GAIN	PLAYER	QTR	RESULT
09/10	San Francisco	17	Christian McCaffrey	1	TD	23	Brandon Aiyuk	1	FG				
		11	Christian McCaffrey	1	TD	22	Deebo Samuel	2	TD				
		65t	Christian McCaffrey	3	TD	22	Brandon Aiyuk	4	Punt				
		11	Christian McCaffrey	3	Punt								
		17	Brock Purdy	4	FG								
09/18	Cleveland	20	Nick Chubb	1	Fumble	29	David Njoku	2	FG				
		69	Jerome Ford	3	TD	23	Amari Cooper	4	Fumble				
		12	Deshaun Watson	3	Punt								
09/24	at Las Vegas	10	Josh Jacobs	4	TD	32t	Davante Adams	1	TD				
						26	Davante Adams	4	TD				
10/01	at Houston	13	Dameon Pierce	1'	TD	27	Dameon Pierce	1	TD	35	Devin Singletary (KR)	1	TD
		11	C.J. Stroud	1'	TD	29	Dalton Schultz	2	FG	33	Steven Nelson (INT)	1	INT
		12	Dameon Pierce	2	FG	22	John Metchie III	2	Punt				
		10	Dameon Pierce	4	TD	42	Nico Collins	2	FG				
							24	Nico Collins	3	TD			
					52t	Nico Collins	4	TD					
10/08	Baltimore	26	Lamar Jackson	1	Punt	29	Zay Flowers	2	Downs				
		11	Gus Edwards	1'	TD	20	Zay Flowers	3	Punt				
		14t	Justice Hill	1	TD	30	Nelson Agholor	3	Punt				
10/22	at L.A. Rams	16	Darrell Henderson Jr.	1	Punt	30	Puka Nacua	1	Miss FG				
		11	Royce Freeman	1	Miss FG	24	Cooper Kupp	2	FG				
		15	Royce Freeman	3	Miss FG	22	Puka Nacua	2	FG				
						36	Puka Nacua	2'	TD				
						31t	Tutu Atwell	2'	TD				
				32	Puka Nacua	3'	TD						
				20	Puka Nacua	3	TD						
10/29	Jacksonville	10	Trevor Lawrence	1	FG	26	Calvin Ridley	1	FG				
		12	Travis Etienne Jr.	2	INT	29	Christian Kirk	2	Fumble				
		10	Travis Etienne Jr.	2	FG	27	Calvin Ridley	1	INT				
		13	Travis Etienne Jr.	4	Punt	56t	Travis Etienne Jr.	3	TD				
						34	Evan Engram	4	FG				
11/02	Tennessee	15	Derrick Henry	2	TD	29	DeAndre Hopkins	1	TD				
		11	Derrick Henry	3	FG	23	Nick Westbrook-Ikhine	2	Punt				
						24	Kyle Philips	2'	FG				
						21	Kyle Philips	2'	FG				
						23	Derrick Henry	3	FG				
						21	Treyton Burks	4	Punt				
						29	Chris Moore	4	INT				
11/12	Green Bay	40	AJ Dillon	2	TD	23	Dontayvion Wicks	1	TD	36	Keisean Nixon (KR)	1	TD
						35t	Jayden Reed	2	TD	49	Keisean Nixon (KR)	3	FG
						20	Romeo Doubs	3'	FG				
						36	Luke Musgrave	3'	FG				
						28	Luke Musgrave	4'	INT				
						32	Dontayvion Wicks	4'	INT				
						46	Jayden Reed	4	INT				
11/19	at Cleveland	13	Jerome Ford	1	TD								
		16	Kareem Hunt	4	Punt								
						31	Ja'Marr Chase	2	TD	46	Trayveon Williams (KR)	2	TD
						25	Trenton Irwin	2	Punt				
						25	Ja'Marr Chase	3	INT				
				39	Joe Mixon	4	FG						
12/03	Arizona	19	Michael Carter	2	TD	21	Elijah Higgins	2	TD				
		29	James Conner	4'	Game								
		10	James Conner	4'	Game								
		11	James Conner	4	Game								
12/07	New England	11	Bailey Zappe	1	TD	37	JuJu Smith-Schuster	1	TD	32	Jabrill Peppers (INT)	2	INT
		12	Ezekiel Elliott	4	Punt	28	JuJu Smith-Schuster	2'	TD				
						24t	Hunter Henry	2	TD				
12/16	at Indianapolis	10	Trey Sermon	2	Downs	21	Michael Pittman Jr.	2'	TD				
		31	Tyler Goodson	3	FG	42	Michael Pittman Jr.	2'	TD				
		19	Trey Sermon	4'	FG	34	D.J. Montgomery	2	TD				
		10	Tyler Goodson	4	FG								
12/23	Cincinnati	13	Joe Mixon	3	FG	23	Tee Higgins	1	INT				
		11	Joe Mixon	4	Game	29	Tyler Boyd	2	Downs				
						80t	Tee Higgins	3	TD				
				22	Trenton Irwin	4	Punt						
12/31	at Seattle	11	Kenneth Walker III	2'	TD	33	DK Metcalf	2	TD	32	DeeJay Dallas (KR)	3	Punt
		13t	Kenneth Walker III	2'	TD	21	Noah Fant	2'	TD				
		25	Geno Smith	3	FG	21	DK Metcalf	2'	TD				
						20	Colby Parkinson	3	FG				
						32	DK Metcalf	3	FG				
						27t	Isaiah Likely	2	TD				

* - result within the same drive

2023 REGULAR SEASON - 30+ YARD KICKOFF/10+ YARD PUNT/10+ YARD BLOCKED KICK RETURNS/20+ YARD INTERCEPTION/10+ YARD FUMBLE													
DATE	OPPONENT	QTR	RETURN	STEELERS PLAYER	YDS.	DOWN	RESULT	QTR	RETURN	OPP. PLAYER	YDS.	DOWN	RESULT
09/10	San Francisco	1	KO	Anthony McFarland Jr.	32	SF 32	Touchdown	1	Punt	Ray-Ray McCloud III	15	SF 32	Touchdown
		2	KO	Anthony McFarland Jr.	34	SF 24	Punt	3	Punt	Ray-Ray McCloud III	19	PIT 38	Fumble
09/18	Cleveland	1	INT	Alex Highsmith	30T	PIT 35	Field Goal	1	FUM	Grant Delpit	14	PIT 23	Touchdown
		2	Punt	Calvin Austin III	14	CLE 39	Field Goal	3	Punt	Talanoa Hufanga	28	SF 49	Field Goal
09/24	at Las Vegas	NONE						1	Punt	DeAndre Carter	12	LV 26	Touchdown
		4	Punt				4	Punt	DeAndre Carter	13	LV 20	Touchdown	
10/01	at Houston	NONE						4	Punt	DeAndre Carter	16	LV 48	Field Goal
		1	KO				1	INT	Devin Singletary	35	HOU 35	Interception	
10/08	Baltimore	1	INT	Steven Nelson	33	PIT 45	Field Goal	2	Punt	Tank Dell	14	HOU 22	Field Goal
		2	Punt				4	FUM	Kevon Seymour	20	PIT 7	Interception	
10/22	at L.A. Rams	3	INT	T.J. Watt	24	LAR 7	Touchdown	NONE					
10/29	Jacksonville	3	KO	Godwin Igwebuike	36	PIT 35	Fumble	1	Punt	Jamal Agnew	12	JAX 32	Field Goal
		2	Punt				0	INT	Jamal Agnew	13	JAX 37	Interception	
11/02	Tennessee	2	Punt	Calvin Austin III	12	PIT 17	Punt	NONE					
		0	INT										
11/12	Green Bay	2	Punt	Calvin Austin III	14	PIT 46	Field Goal	1	KO	Keisean Nixon	36	GB 35	Touchdown
		3	KO	Anthony McFarland Jr.	37	PIT 35	Punt	2	Punt	Keisean Nixon	12	GB 46	Punt
		4	INT		32	PIT 24	Punt	3	KO	Keisean Nixon	49	GB 35	Punt
		0	INT	Keanu Neal	30								
11/19	at Cleveland	2	Punt	Calvin Austin III	15	PIT 33	Punt	3	Punt	James Proche	21	PIT 48	Interception
		4	Punt	Calvin Austin III	15	PIT 28	Field Goal	4	Punt	James Proche	12	CLE 35	Field Goal
11/26	at Cincinnati	NONE						1	FUM	DJ Turner II	28	CIN 39	Punt
		2	KO				2	KO	Trayveon Williams	46	CIN 35	Punt	
12/03	Arizona	1	Punt	Calvin Austin III	11	PIT 37	Punt	1	Punt	Greg Dortch	10	ARI 35	Field Goal
12/07	New England	3	INT	Mykal Walker	30	NE 16	Downs	2	INT	Jabrill Peppers	32	PIT 11	Touchdown
12/16	at Indianapolis	1	KO	Godwin Igwebuike	34	IND 31	Missed FG	1	Punt	Josh Downs	11	IND 31	Missed FG
		2	KO	Godwin Igwebuike	31	IND 29	Downs	2	Punt	Josh Downs	14	IND 26	Touchdown
		3	Punt				3	Punt	Josh Downs	13	IND 49	Field Goal	
		4	INT				4	INT	Julian Blackmon	25	PIT 45	Missed FG	
12/23	Cincinnati	2	INT	Eric Rowe	25	CIN 14	Touchdown	NONE					
12/31	at Seattle	1	KO	Godwin Igwebuike	31	50	Punt	3	KO	DeeJay Dallas	32	PIT 21	Punt
01/06	at Baltimore	1	Punt	Calvin Austin III	14	PIT 24	Touchdown	NONE					
		1	Punt	Calvin Austin III	16	PIT 37	Punt						
		3	Punt	Calvin Austin III	21	PIT 36	Punt						
		4	Punt	Calvin Austin III	34	PIT 43	Punt						
TOTALS		26	- 627 (24.1), 2 TDS					28	- 608 (21.7), 0 TDS				

2023 REGULAR SEASON

WEEK 1: STEELERS 7, 49ERS 30														SEPTEMBER 10, 2023													
STEELERS							49ERS							STEELERS							49ERS						
#	RECD	LOST	POSS	OBTAINED	BEGAN	PLAYS	YDS	PEN	NET	1ST	ENDED	GIVEN UP	#	RECD	LOST	POSS	OBTAINED	BEGAN	PLAYS	YDS	PEN	NET	1ST	ENDED	GIVEN UP		
1	15:00	13:15	1:45	Kickoff	PIT 25	3	5	0	5	0	PIT 20	Punt	1	13:15	09:29	3:46	Punt	SF 46	7	54	0	54	3	PIT 8	Touchdown		
2	09:29	08:00	1:29	Kickoff	PIT 27	3	5	0	5	0	PIT 20	Interception	2	08:00	04:38	3:22	Punt	PIT 48	6	30	-5	25	1	PIT 23	Field Goal		
3	04:38	03:07	1:33	Kickoff	PIT 32	3	2	-5	-3	0	PIT 29	Punt	3	03:05	13:30	4:35	Punt	SF 32	9	73	-5	68	5	PIT 19	Touchdown		
4	13:30	12:15	1:13	Kickoff	PIT 25	3	-5	-5	-10	0	PIT 15	Punt	4	12:17	08:22	3:55	Punt		7	27	10	37	2	PIT 13	Field Goal		
5	08:22	06:53	1:29	Kickoff	PIT 36	3	4	0	4	0	PIT 40	Punt	5	06:53	01:35	5:18	Punt	SF 24	11	39	-5	34	3	PIT 42	Punt		
6	01:35	00:10	1:25	Punt	PIT 5	12	76	19	95	6	SF 3	Touchdown	6	01:00	00:00	0:10	Kickoff	SF 25	1	-1	0	-1	0	SF 25	End Half		
7	14:02	12:00	2:02	Kickoff	PIT 25	4	30	0	30	1	SF 45	Punt	7	15:00	14:02	5:08	Kickoff	SF 25	2	75	0	75	2	SF 35	Touchdown		
8	06:54	05:42	1:12	Punt	PIT 6	3	6	0	6	0	PIT 12	Punt	8	12:00	06:54	5:06	SF 17	7	28	-5	23	2	SF 40	Punt			
9	05:35	02:02	3:33	Fumble	SF 39	8	20	11	31	2	SF 8	Interceptions	9	05:42	05:35	0:07	Punt	PIT 38	1	-8	0	-8	0	PIT 38	Fumble		
10	12:44	10:08	2:36	Punt	PIT 4	7	48	0	48	3	SF 48	Interception	10	02:02	12:44	4:18	Downs	SF 8	7	47	0	47	0	PIT 45	Punt		
11	05:30	01:10	4:20	Kickoff	PIT 25	12	58	-15	43	3	SF 25	Downs	11	10:08	05:30	4:38	Interception	SF 49	9	29	0	29	2	PIT 22	Field Goal		
													12	01:10	00:00	1:10	Downs	SF 32	2	-2	0	-2	0	SF 31	End Game		

WEEK 2: STEELERS 26, BROWNS 22														SEPTEMBER 18, 2023													
STEELERS							BROWNS							STEELERS							BROWNS						
#	RECD	LOST	POSS	OBTAINED	BEGAN	PLAYS	YDS	PEN	NET	1ST	ENDED	GIVEN UP	#	RECD	LOST	POSS	OBTAINED	BEGAN	PLAYS	YDS	PEN	NET	1ST	ENDED	GIVEN UP		
1	08:46	08:07	0:39	Kickoff	PIT 9	3	7	0	7	0	PIT 16	Interception	1	15:00	14:51	0:09	Kickoff	CLE 25	1	0	0	0	0	CLE 25	Interception		
2	06:38	04:14	2:24	Missed FG	PIT 33	3	12	-5	7	0	PIT 40	Punt	2	14:51	08:46	6:05	Kickoff	CLE 25	11	60	-10	50	3	PIT 25	Field Goal		
3	00:22	00:08	0:14	Fumble	PIT 42	1	0	-5	-5	0	PIT 37	Fumble	3	08:07	06:38	1:29	Interception	PIT 19	4	-6	0	-6	0	PIT 25	Missed FG		
4	14:02	11:15	2:47	Kickoff	PIT 25	6	35	0	35	1	CLE 40	Punt	4	04:14	00:22	3:52	Punt	CLE 5	8	53	0	53	2	PIT 43	Fumble		
5	10:31	09:11	1:20	Punt	CLE 39	4	5	0	5	0	CLE 34	Field Goal	5	00:08	14:02	1:46	Fumble	PIT 23	4	-23	0	-23	2	PIT 3	Touchdown		
6	07:41	06:05	1:36	Punt	PIT 18	4	82	0	82	2	PIT 29	Touchdown	6	11:15	10:31	0:44	Punt	CLE 9	3	-2	0	-2	0	CLE 7	Punt		
7	05:08	02:46	2:22	Punt	PIT 47	4	12	0	12	1	CLE 41	Punt	7	09:11	07:41	1:30	Kickoff	CLE 25	3	3	0	3	0	CLE 28	Punt		
8	00:22	00:00	0:22	Kickoff	PIT 25	1	-1	0	-1	0	PIT 25	End Half	8	06:05	05:08	0:57	Kickoff	CLE 25	3	-1	0	-1	0	CLE 24	Punt		
9	15:00	11:47	3:13	Kickoff	PIT 25	5	44	0	44	2	CLE 31	Field Goal	9	02:46	00:22	2:24	Punt	CLE 25	7	33	5	38	2	PIT 37	Field Goal		
10	10:01	07:30	2:31	Kickoff	PIT 25	5	27	0	27	1	CLE 48	Punt	10	11:47	10:01	1:46	Kickoff	CLE 25	4	75	0	75	2	PIT 1	Touchdown		
11	03:59	01:11	2:48	Punt	PIT 20	5	39	0	39	2	CLE 41	Punt	11	07:30	03:59	3:31	Punt	CLE 20	8	43	-15	28	2	CLE 40	Punt		
12	10:35	09:01	1:34	Fumble	PIT 44	3	-11	0	-11	0	PIT 33	Punt	12	01:11	10:35	5:36	Punt	CLE 1	11	78	-25	53	3	CLE 41	Fumble		
13	07:43	02:55	1:42	Punt	PIT 25	3	6	0	6	0	PIT 31	Punt	13	09:01	06:58	2:03	Punt	CLE 6	5	10	0	10	1	CLE 20	Fumble		
14	01:00	00:00	1:00	Downs		2	-2	0	-2	0	PIT 49	End Game	14	06:58	04:37	2:21	Kickoff	CLE 25	5	8	0	8	1	CLE 33	Punt		
													15	02:55	01:00	1:55	Punt	CLE 25	7	31	-5	26	2	PIT 49	Downs		

WEEK 3: STEELERS 23, RAIDERS 18														SEPTEMBER 24, 2023													
STEELERS							RAIDERS							STEELERS							RAIDERS						
#	RECD	LOST	POSS	OBTAINED	BEGAN	PLAYS	YDS	PEN	NET	1ST	ENDED	GIVEN UP	#	RECD	LOST	POSS	OBTAINED	BEGAN	PLAYS	YDS	PEN	NET	1ST	ENDED	GIVEN UP		
1	15:00	12:56	2:04	Kickoff	PIT 25	3	9	0	9	0	PIT 34	Punt	1	12:56	11:27	1:29	Punt	LV 12	3	7	0	7	0	LV 19	Punt		
2	11:27	10:27	1:00	Punt	PIT 23	3	4	0	4	0	PIT 27	Punt	2	10:27	07:04	3:23	Punt	LV 26	7	79	-5	74	3	PIT 32	Touchdown		
3	07:04	06:12	0:52	Kickoff	PIT 25	3	75	0	75	1	PIT 28	Touchdown	3	06:12	04:29	1:43	Kickoff	LV 25	3	5	0	5	0	LV 30	Punt		
4	04:29	00:49	3:40	Interception	PIT 25	6	14	0	14	1	PIT 39	Punt	4	00:49	12:24	3:25	Punt	LV 14	8	43	0	43	2	PIT 43	Interception		
5	12:24	08:33	3:51	Interception	PIT 31	8	29	15	44	4	LV 25	Field Goal	5	08:33	07:04	1:29	Kickoff	LV 25	3	12	-5	7	0	LV 32	Punt		
6	07:04	01:56	5:08	Punt	PIT 23	11	43	11	54	4	LV 23	Field Goal	6	01:56	00:38	1:18	Kickoff	LV 25	5	15	0	15	1	LV 40	Punt		
7	00:38	00:00	0:38	Punt	PIT 20	1	6	0	6	0	PIT 20	End Half	7	15:00	13:57	1:03	Kickoff	LV 25	3	7	0	7	0	LV 32	Punt		
8	13:57	09:28	4:29	Interception	PIT 9	9	52	0	52	2	LV 39	Field Goal	8	09:28	07:15	2:13	Kickoff	LV 25	5	27	0	27	1	PIT 48	Interception		
9	07:15	03:56	3:19	Punt	PIT 19	6	81	0	81	5	LV 13	Touchdown	9	03:56	13:13	5:43	Kickoff	LV 25	10	68	-15	53	3	PIT 22	Downs		
10	13:13	11:32	1:41	Downs	PIT 22	3	8	0	8	0	PIT 30	Punt	10	11:32	05:41	5:51	Punt	LV 20	11	66	14	80	7	PIT 1	Touchdown		
11	05:41	04:35	1:06	Kickoff	PIT 25	3	2	0	2	0	PIT 27	Punt	11	04:35	02:22	2:13	Punt	LV 48	9	33	11	44	2	PIT 8	Field Goal		
12	02:22	00:12	2:10	Kickoff	PIT 25	6	11	0	11	1	PIT 27	Punt	12	00:12	00:05	0:07	Punt	LV 15	1	0	0	0	0	LV 15	Interception		
13	00:05	00:00	0:05	Interception	LV 31	1	-1	0	-1	0	LV 31	End Game															

WEEK 4: STEELERS 6, TEXANS 30														OCTOBER 1, 2023													
STEELERS							TEXANS							STEELERS							TEXANS						
#	RECD	LOST	POSS	OBTAINED	BEGAN	PLAYS	YDS	PEN	NET	1ST	ENDED	GIVEN UP	#	RECD	LOST	POSS	OBTAINED	BEGAN	PLAYS	YDS	PEN	NET	1ST	ENDED	GIVEN UP		
1	08:55	04:46	4:09	Kickoff	PIT 19	8	13	0	13	2	PIT 32	Interception	1	15:00	08:55	6:05	Kickoff	HOU 31	12	70	-1	69	6	PIT 2	Touchdown		
2	01:20	14:52	1:28	Kickoff	PIT 25	3	2	0	2	0	PIT 27	Punt	2	04:46	01:20	3:26	Interception	PIT 45	9	27	0	27	2	PIT 18	Field Goal		
3	12:09	10:37	1:32	Kickoff	PIT 21	3	2	0	2	0	PIT 23	Punt	3	14:52	12:09	2:43	Punt	HOU 32	7	48	0	48	2	PIT 20	Touchdown		
4	07:05	04:26	2:39	Downs	PIT 28	5	21	0	21	1	PIT 49	Punt	4	10:37	07:05	3:32	Punt	HOU 33	6	39	0	39	2	PIT 28	Downs		
5	01:57	00:41	1:16	Punt	PIT 15	5	15	10	25	1	PIT 40	Punt	5	04:26	01:57	2:29	Punt	HOU 20	5	30	-5	25	1	HOU 45	Punt		
6	15:00	09:31	5:29	Kickoff	PIT 25	10	58	0	58	3	HOU 17	Field Goal	6	00:41	00:00	0:41	Punt	HOU 22	5	57	0	57	2	PIT 21	Field Goal		
7	08:40	05:47	2:53	Punt	HOU 46	7	41	0	41	1	HOU 5	Field Goal	7	09:31	08:40	0:51	Kickoff	HOU 25	3	4	-14	-10	0	HOU 15	Punt		
8	04:43	01:10	3:33	Punt	PIT 24	7	34	0	34	2	HOU 5	Downs	8	05:47	04:43	1:04	Kickoff	HOU 25	4	17	0	17	1	HOU 42	Punt		
9	10:50	10:03	0:47	Kickoff	PIT 28	3	8	0	8	0	PIT 36	Punt	9	10:10	10:50	0:20	Downs	HOU 42	10	68	-10	58	4	PIT 6	Touchdown		
10	03:39	00:00	3:39	Kickoff	PIT 25	7	31	0	31	2	HOU 48	End Game	10	01:13	03:39	6:24	Punt	HOU 14	11	91	-5	86	4	HOU 48	Touchdown		

WEEK 5: STEELERS 10, RAVENS 13														OCTOBER 8, 2023													
STEELERS							RAVENS							STEELERS							RAVENS						
#	RECD	LOST	POSS	OBTAINED	BEGAN	PLAYS	YDS	PEN	NET	1ST	ENDED	GIVEN UP	#	RECD	LOST	POSS	OBTAINED	BEGAN	PLAYS	YDS	PEN	NET	1ST	ENDED	GIVEN UP		
1	12:36	09:12	3:24	Punt	PIT 4	6	16	0	16	1	PIT 20	Punt	1	15:00	12:36	2:24	Kickoff	BAL 25	6	34	0	34	1	PIT 41	Punt		
2	06:55	04:45	1:30	Kickoff	PIT 25	3	4	0	4	0	PIT 29	Punt	2	09:12	06:15	2:57	Punt	BAL 41	7	59	0	59	4	PIT 14	Touchdown		
3	12:23	08:09	4:14	Kickoff	PIT 10	10	43	0	43	3	BAL 47	Punt	3	04:4													

WEEK 7: STEELERS 24, RAMS 17														OCTOBER 22, 2023													
STEELERS														RAMS													
#	RECD	LOST	POSS	OBTAINED	BEGAN	PLAYS	YDS	PEN	NET	1ST	ENDED	GIVEN UP		#	RECD	LOST	POSS	OBTAINED	BEGAN	PLAYS	YDS	PEN	NET	1ST	ENDED	GIVEN UP	
1	15:00	13:38	1:22	Kickoff	PIT 25	3	3	0	3	0	PIT 28	Punt		1	13:38	10:43	2:55	Punt	LAR 37	5	16	-10	6	1	LAR 43	Punt	
2	10:43	07:28	3:15	Punt	PIT 21	6	32	0	32	2	LAR 47	Punt		2	07:28	03:35	3:53	Kickoff	LAR 6	9	60	0	60	3	PIT 34	Missed FG	
3	03:35	14:51	3:44	Missed FG	PIT 43	8	37	-15	22	2	LAR 35	Field Goal		3	14:51	11:10	3:41	Kickoff	LAR 25	6	29	-20	9	1	LAR 34	Punt	
4	11:10	10:07	1:03	Punt	PIT 19	3	1	0	1	0	PIT 20	Punt		4	10:07	05:56	4:11	Kickoff	LAR 39	9	33	5	38	2	PIT 23	Field Goal	
5	05:56	03:46	2:10	Kickoff	PIT 25	5	24	-16	8	1	PIT 33	Punt		5	03:46	00:17	3:29	Punt	LAR 12	8	88	0	88	3	PIT 31	Touchdown	
6	00:17	00:00	0:17	Kickoff	PIT 14	1	-1	0	-1	0	PIT 14	End Half		6	15:00	14:44	0:16	Kickoff	LAR 26	1	0	0	0	0	LAR 26	Interception	
7	14:44	13:19	1:25	Interception	LAR 7	3	7	0	7	1	LAR 1	Touchdown		7	13:19	08:57	4:22	Kickoff	LAR 25	9	70	5	75	4	PIT 1	Touchdown	
8	08:57	07:16	1:41	Kickoff	PIT 25	3	10	-10	0	0	PIT 25	Punt		8	07:16	01:22	5:54	Punt	LAR 29	11	38	0	38	3	PIT 33	Missed FG	
9	01:22	13:49	2:33	Missed FG	PIT 41	1	59	0	59	2	LAR 13	Touchdown		9	13:49	12:36	1:13	Kickoff	LAR 25	3	7	0	7	0	LAR 32	Punt	
10	12:36	07:20	5:16	Punt	PIT 20	10	90	-10	80	7	LAR 3	Touchdown		10	07:20	05:28	1:52	Kickoff	LAR 25	5	13	5	18	2	LAR 43	Field Goal	
11	05:28	00:00	5:28	Punt	PIT 14	10	43	0	43	2	LAR 41	End Game															

WEEK 8: STEELERS 10, JAGUARS 20														OCTOBER 29, 2023													
STEELERS														JAGUARS													
#	RECD	LOST	POSS	OBTAINED	BEGAN	PLAYS	YDS	PEN	NET	1ST	ENDED	GIVEN UP		#	RECD	LOST	POSS	OBTAINED	BEGAN	PLAYS	YDS	PEN	NET	1ST	ENDED	GIVEN UP	
1	15:00	14:03	0:57	Kickoff	PIT 25	3	-5	0	-5	0	PIT 20	Punt		1	14:03	10:47	3:16	Punt	JAX 47	6	19	0	21	1	PIT 32	Field Goal	
2	10:47	09:23	1:24	Kickoff	PIT 25	3	4	0	4	0	PIT 29	Punt		2	09:23	05:54	3:29	Punt	JAX 32	7	36	2	36	1	PIT 32	Field Goal	
3	05:54	04:27	1:27	Kickoff	PIT 25	3	8	0	8	0	PIT 33	Punt		3	04:27	00:23	4:04	Punt	JAX 20	7	38	15	53	3	PIT 18	Fumble	
4	00:23	13:35	1:48	Fumble	PIT 29	3	2	0	2	0	PIT 31	Punt		4	13:35	10:15	3:20	Punt	JAX 37	6	57	0	57	3	PIT 6	Interception	
5	10:15	03:59	6:16	Interception	PIT 2	12	61	32	93	5	JAX 5	Field Goal		5	03:59	01:04	2:55	Kickoff	JAX 37	9	39	0	39	3	PIT 20	Field Goal	
6	01:04	00:00	1:04	Kickoff	PIT 32	6	30	-5	25	2	JAX 43	Missed FG		6	15:00	10:22	4:38	Kickoff	JAX 25	9	38	0	38	3	PIT 35	Fumble	
7	10:22	08:57	1:25	Fumble	PIT 36	3	-9	0	-9	0	PIT 27	Punt		7	08:57	07:33	1:24	Punt	JAX 30	3	5	0	5	0	JAX 35	Punt	
8	07:33	05:18	2:15	Punt	PIT 11	5	16	0	16	1	PIT 27	Punt		8	05:18	05:05	0:13	Punt	JAX 44	2	56	0	56	1	JAX 44	Touchdown	
9	05:05	00:53	4:12	Kickoff	PIT 25	8	75	0	75	4	JAX 22	Touchdown		9	00:53	01:14	5:39	Kickoff	JAX 27	10	38	-5	33	1	PIT 40	Punt	
10	10:14	09:20	0:54	Punt	PIT 20	2	2	5	7	0	PIT 27	Interception		10	09:20	04:35	4:45	Interception	JAX 41	7	55	-15	40	2	PIT 19	Field Goal	
11	04:35	02:25	2:10	Kickoff	PIT 25	9	15	0	15	2	PIT 40	Downs		11	02:25	01:52	0:33	Downs	PIT 40	3	-4	5	1	0	PIT 39	Punt	
12	01:52	00:00	1:52	Punt	PIT 2	9	62	-5	57	3	JAX 41	Interception															

WEEK 9: STEELERS 20, TITANS 16														NOVEMBER 2, 2023													
STEELERS														TITANS													
#	RECD	LOST	POSS	OBTAINED	BEGAN	PLAYS	YDS	PEN	NET	1ST	ENDED	GIVEN UP		#	RECD	LOST	POSS	OBTAINED	BEGAN	PLAYS	YDS	PEN	NET	1ST	ENDED	GIVEN UP	
1	15:00	14:11	4:49	Kickoff	PIT 22	10	83	-5	78	5	TEN 10	Touchdown		1	10:11	10:28	1:23	Kickoff	TEN 10	14	32	0	40	72	5	PIT 18	Field Goal
2	02:48	01:53	0:55	Kickoff	PIT 25	3	2	0	2	0	PIT 27	Punt		2	01:53	13:59	2:54	Punt	TEN 18	4	36	-18	18	1	TEN 36	Punt	
3	13:59	13:01	0:58	Punt	PIT 17	3	2	0	2	0	PIT 19	Punt		3	13:01	06:35	6:26	Punt	TEN 27	11	73	0	73	5	PIT 2	Touchdown	
4	06:35	01:16	5:19	Kickoff	PIT 24	10	55	10	65	5	TEN 11	Field Goal		4	01:16	00:00	1:16	Kickoff	TEN 25	8	57	0	57	3	PIT 18	Field Goal	
5	13:58	05:41	8:17	Punt	PIT 13	15	70	5	75	5	TEN 12	Field Goal		5	15:00	13:58	1:02	Kickoff	TEN 25	3	2	0	2	0	TEN 27	Punt	
6	00:19	12:25	2:54	Kickoff	PIT 25	6	19	0	19	1	PIT 44	Punt		6	05:41	00:19	5:22	Kickoff	TEN 25	9	40	5	45	3	PIT 30	Field Goal	
7	09:13	04:02	5:11	Punt	PIT 8	11	94	-2	92	6	TEN 3	Touchdown		7	12:25	09:13	3:12	Punt	TEN 8	6	33	0	33	2	TEN 41	Punt	
8	02:06	01:44	0:22	Downs	PIT 47	3	2	0	2	0	PIT 49	Touchdown		8	04:02	02:06	1:56	Kickoff	TEN 48	4	6	0	6	0	PIT 46	Downs	
9	00:06	00:00	0:06	Interception	PIT 20	1	-1	0	-1	0	PIT 20	End Game		9	01:44	00:05	1:38	Punt	TEN 15	12	61	5	66	4	PIT 19	Interception	

WEEK 10: STEELERS 23, PACKERS 19														NOVEMBER 12, 2023													
STEELERS														PACKERS													
#	RECD	LOST	POSS	OBTAINED	BEGAN	PLAYS	YDS	PEN	NET	1ST	ENDED	GIVEN UP		#	RECD	LOST	POSS	OBTAINED	BEGAN	PLAYS	YDS	PEN	NET	1ST	ENDED	GIVEN UP	
1	15:00	10:01	4:59	Kickoff	PIT 25	9	58	17	75	6	GB 4	Touchdown		1	10:01	04:42	5:19	Kickoff	GB 31	10	69	0	69	4	PIT 8	Touchdown	
2	04:42	14:12	8:30	Kickoff	PIT 40	11	55	5	60	5	GB 16	Touchdown		2	14:12	13:06	1:06	Kickoff	GB 23	3	2	0	2	0	GB 25	Punt	
3	13:06	08:08	4:58	Punt	PIT 46	8	25	5	30	2	GB 24	Field Goal		3	08:08	04:14	3:54	Kickoff	GB 13	7	80	7	87	4	PIT 35	Touchdown	
4	04:14	03:12	1:02	Kickoff	PIT 15	3	1	0	1	0	PIT 16	Punt		4	03:12	02:35	0:37	Punt	GB 46	3	6	0	6	0	PIT 48	Punt	
5	02:35	01:20	1:15	Punt	PIT 9	5	37	0	37	2	PIT 46	Punt		5	01:20	00:00	1:20	Punt	GB 15	2	4	0	4	0	GB 10	End Half	
6	09:08	07:10	1:58	Kickoff	PIT 22	3	10	-10	0	0	PIT 22	Punt		6	15:00	09:08	5:52	Kickoff	PIT 44	11	31	0	31	2	PIT 13	Field Goal	
7	03:04	01:05	1:59	Kickoff	PIT 34	5	35	0	35	1	GB 31	Field Goal		7	07:10	03:04	4:06	Kickoff	GB 27	10	68	0	68	2	PIT 10	Field Goal	
8	14:06	11:45	2:21	Punt	PIT 25	5	27	0	27	1	GB 48	Punt		8	01:05	14:06	1:59	Kickoff	GB 34	3	-1	-5	-6	0	GB 28	Punt	
9	09:24	05:14	4:10	Punt	PIT 34	8	49	0	49	3	GB 17	Field Goal		9	11:45	09:24	2:21	Punt	GB 9	6	13	0	13	1	GB 22	Punt	
10	03:20	00:59	2:21	Interception	PIT 24	6	27	-10	17	1	PIT 41	Punt		10	05:14	03:20	1:54	Kickoff	GB 25	6	61	0	61	2	PIT 14	Interception	
														11	00:59	00:00	0:59	Punt	GB 19	7	65	0	65	2	PIT 16	Interception	

WEEK 11: STEELERS 10, BROWNS 13														NOVEMBER 19, 2023													
STEELERS														BROWNS													
#	RECD	LOST	POSS	OBTAINED	BEGAN	PLAYS	YDS	PEN	NET	1ST	ENDED	GIVEN UP		#	RECD	LOST	POSS	OBTAINED	BEGAN	PLAYS	YDS	PEN	NET	1ST	ENDED	GIVEN UP	
1	10:28	08:24	2:04	Punt	PIT 9	3	-2	0	-2	0	PIT 7	Punt		1	15:00	10:28	4:32	Kickoff	CLE 25	8	31	0	31	2	PIT 44	Punt	
2	04:35	01:16	3:19	Kickoff	PIT 25	5	18	0	18	1	PIT 43	Punt		2	08:24	04:35	3:49	Punt	CLE 21	7	44	6	50	4	PIT 1	Touchdown	
3	14:52	11:09	3:43	Punt	PIT 16	8	42	-5	37	2	CLE 47	Punt		3	01:16	14:52	1:24	Punt	CLE 10	3	9	0	9	0	CLE 19	Punt	
4	08:49	05:29	3:20	Punt	PIT 33	5	7	0	7	1	PIT 40	Punt		4	11:09	08:49	2:20	Punt	CLE 11	3	7	0	7	0	CLE 18	Punt	
5	00:05	00:00	0:05	Kickoff	PIT 25	1	-1	0	-1	0	PIT 25	End Half		5	05:29	00:00	5:29	Punt	CLE 17	17	72	5	77	7	PIT 6	Field Goal	
6	15:00	14:10	0:50	Kickoff	PIT 25	2	75	0	75	1	PIT 26	Touchdown		6	14:10	09:42	4:28	Kickoff	CLE 25	9	25	0	25	2		Punt	
7	09:42	07:52	1:50	Punt	PIT 13	3	7	0	7	0	PIT 20	Punt		7	07:52	06:54	0:58	Punt	CLE 36	3	-4	0	5	0	CLE 41	Punt	
8	06:54	04:06	2:48	Punt	PIT 20	7	17	-10	7	1	PIT 27	Punt		8	04:06	01:30	2:36	Punt	PIT 48	6	-3	-5	-12	1	PIT 36	Interception	
9	01:30	00:50	0:40	Interception	PIT 23	3	2	0	2	0	PIT 25	Punt		9	00:50	14:50	1:00	Punt	PIT								

WEEK 13: STEELERS 10, CARDINALS 24													DECEMBER 3, 2023												
STEELERS													CARDINALS												
#	RECD	LOST	POSS	OBTAINED	BEGAN	PLAYS	YDS	PEN	NET	1ST	ENDED	GIVEN UP	#	RECD	LOST	POSS	OBTAINED	BEGAN	PLAYS	YDS	PEN	NET	1ST	ENDED	GIVEN UP
1	15:00	12:01	2:59	Kickoff	PIT 24	7	65	0	65	2	ARI 11	Field Goal	1	12:01	11:07	0:54	Kickoff	ARI 29	3	0	0	0	0	ARI 29	Punt
2	11:07	09:16	1:51	Punt	PIT 29	3	2	0	2	0	PIT 31	Punt	2	09:16	05:44	3:32	Punt	ARI 35	7	22	10	32	2	PIT 33	Field Goal
3	05:44	02:37	0:07	Kickoff	PIT 25	5	17	0	17	1	PIT 42	Punt	3	02:37	01:07	1:30	Punt	ARI 16	3	-1	0	-1	0	ARI 15	Punt
4	01:07	14:48	1:19	Punt	PIT 37	3	4	0	4	0	PIT 41	Punt	4	14:48	12:44	2:04	Punt	ARI 34	4	5	10	11	0	ARI 44	Punt
5	12:44	10:41	2:03	Punt	PIT 20	12	68	11	79	5	ARI 1	Downs	5	04:51	00:15	4:36	Downs	ARI 1	15	109	-10	99	5	PIT 5	Touchdown
6	00:15	00:00	0:15	Kickoff	PIT 25	1	-1	0	-1	0	PIT 25	End Half	6	15:00	14:04	0:56	Kickoff	ARI 25	3	6	0	6	0	ARI 31	Punt
7	14:04	10:29	3:35	Punt	PIT 7	7	22	-5	17	2	PIT 30	Fumble	7	10:29	07:18	3:11	Kickoff	PIT 21	7	14	7	21	3	PIT 1	Touchdown
8	07:18	03:20	3:58	Kickoff	PIT 25	9	53	-5	48	3	ARI 27	Missed FG	8	03:20	12:19	6:01	Missed FG	ARI 35	9	43	-15	28	2	PIT 37	Punt
9	12:19	10:36	1:43	Punt	PIT 4	3	5	0	5	0	PIT 9	Punt	9	10:36	08:28	2:08	Punt	PIT 33	4	33	0	33	2	PIT 9	Touchdown
10	08:28	04:25	4:03	Kickoff	PIT 25	10	70	5	75	5	ARI 1	Touchdown	10	04:25	00:00	4:25	Kickoff	PIT 25	9	47	5	52	3	PIT 22	End Game

WEEK 14: STEELERS 18, PATRIOTS 21													DECEMBER 7, 2023												
STEELERS													PATRIOTS												
#	RECD	LOST	POSS	OBTAINED	BEGAN	PLAYS	YDS	PEN	NET	1ST	ENDED	GIVEN UP	#	RECD	LOST	POSS	OBTAINED	BEGAN	PLAYS	YDS	PEN	NET	1ST	ENDED	GIVEN UP
1	11:12	06:39	4:33	Kickoff	PIT 31	7	20	11	31	2	NE 38	Field Goal	1	15:00	11:12	3:48	Kickoff	NE 25	8	75	0	75	4	PIT 11	Touchdown
2	04:49	03:49	1:00	Punt	PIT 21	3	4	0	4	0	PIT 25	Punt	2	06:39	04:49	1:50	Kickoff	NE 25	3	12	-10	2	0	NE 27	Punt
3	02:05	14:47	2:18	Punt	PIT 15	5	12	0	12	1	PIT 27	Interception	3	03:49	02:05	1:44	Punt	NE 27	5	28	0	28	2	PIT 45	Punt
4	14:14	12:45	1:29	Kickoff	PIT 25	3	2	0	2	0	PIT 27	Punt	4	14:47	14:14	0:33	Interception	PIT 11	2	11	0	11	1	PIT 8	Touchdown
5	11:13	09:48	1:25	Punt	PIT 20	3	5	0	5	0	PIT 25	Punt	5	12:45	11:13	1:32	Punt	NE 28	3	6	0	6	0	NE 34	Punt
6	07:38	02:50	4:48	Kickoff	PIT 25	8	70	5	75	5	NE 25	Touchdown	6	09:48	07:38	2:10	Punt	NE 41	4	59	0	59	2	PIT 24	Touchdown
7	00:19	00:00	0:19	Punt	PIT 9	1	-1	0	-1	0	PIT 9	End Half	7	02:50	00:19	2:31	Kickoff	NE 11	8	28	0	28	2	NE 39	Punt
8	15:00	07:51	7:09	Kickoff	PIT 17	11	32	0	32	3	PIT 49	Punt	8	07:51	05:12	2:39	Punt	NE 20	4	21	-10	11	1	NE 31	Punt
9	05:12	03:07	2:05	Punt	PIT 26	3	7	0	7	0	PIT 33	Punt	9	03:07	00:58	2:09	Punt	NE 31	4	12	0	12	1	NE 43	Interception
10	00:58	14:54	1:04	Interception	NE 16	4	9	0	9	0	NE 8	Downs	10	14:54	13:23	1:31	Downs	NE 7	3	8	0	8	0	NE 15	Punt
11	13:23	11:44	1:39	Punt	NE 26	4	19	7	26	3	NE 1	Touchdown	11	11:44	08:24	3:20	Kickoff	NE 25	5	20	0	20	1	NE 45	Punt
12	08:24	04:58	3:26	Punt	PIT 20	7	18	-5	13	1	PIT 33	Punt	12	04:58	02:44	2:14	Punt	NE 14	3	9	0	9	0	NE 23	Punt
13	02:44	01:55	0:49	Punt	PIT 27	6	22	0	22	1	PIT 49	Downs	13	01:55	00:15	1:40	Downs	PIT 48	3	14	-5	9	0	PIT 39	Punt
14	00:15	00:00	0:15	Punt	PIT 13	2	45	0	45	2	PIT 37	End Game													

WEEK 15: STEELERS 13, COLTS 30													DECEMBER 16, 2023												
STEELERS													COLTS												
#	RECD	LOST	POSS	OBTAINED	BEGAN	PLAYS	YDS	PEN	NET	1ST	ENDED	GIVEN UP	#	RECD	LOST	POSS	OBTAINED	BEGAN	PLAYS	YDS	PEN	NET	1ST	ENDED	GIVEN UP
1	15:00	12:52	2:08	Kickoff	PIT 38	3	0	0	0	0	PIT 38	Punt	1	12:52	07:30	5:22	Punt	IND 31	10	32	0	32	2	PIT 37	Missed FG
2	07:30	01:12	0:16	Missed FG	PIT 46	12	54	0	54	4	IND 4	Touchdown	2	01:12	14:53	1:19	Kickoff	IND 25	3	0	0	0	0	IND 25	Blocked Punt
3	14:53	14:07	0:46	Blocked Punt	IND 1	2	1	0	1	0	IND 4	Touchdown	3	14:07	11:21	2:46	Kickoff	IND 25	7	80	-5	75	3	PIT 16	Touchdown
4	11:21	09:26	1:55	Kickoff	PIT 36	3	19	-5	14	2	PIT 33	Interception	4	09:26	03:23	6:03	Interception	IND 29	13	55	15	70	4	PIT 1	Downs
5	03:23	00:44	2:39	Downs	PIT 2	6	31	0	31	1	PIT 33	End Half	5	00:44	00:22	0:22	Punt	IND 26	3	48	26	74	3	PIT 14	Touchdown
6	00:22	00:00	0:22	Kickoff	PIT 25	3	9	0	9	0	PIT 25	End Half	6	15:00	13:28	1:32	Kickoff	IND 25	3	8	0	8	0	IND 33	Punt
7	13:28	13:22	0:06	Punt	PIT 10	1	2	0	2	0	PIT 10	Fumble	7	13:22	13:16	0:06	Fumble	PIT 18	1	18	0	18	1	PIT 18	Touchdown
8	13:16	11:12	2:04	Kickoff	PIT 25	3	-2	0	-2	0	PIT 23	Punt	8	11:12	09:02	2:10	Punt	IND 49	5	40	0	40	1	PIT 11	Field Goal
9	09:02	03:14	5:48	Kickoff	PIT 25	8	65	30	36	2	IND 39	Punt	9	03:14	09:17	8:57	Punt	IND 17	15	70	0	70	4	PIT 13	Field Goal
10	09:17	05:57	3:20	Kickoff	PIT 25	7	31	-5	26	2	IND 49	Interception	10	05:57	02:08	3:49	Interception	PIT 45	6	20	0	20	1	PIT 25	Missed FG
11	02:08	01:42	0:26	Missed FG	PIT 34	4	-8	0	-8	0	PIT 36	Downs	11	01:42	00:48	0:54	Downs	PIT 25	4	1	0	1	0	PIT 24	Field Goal
12	00:48	00:00	0:48	Kickoff	PIT 25	2	13	0	13	1	PIT 36	End Game													

WEEK 16: STEELERS 34, BENGALS 11													DECEMBER 23, 2023												
STEELERS													BENGALS												
#	RECD	LOST	POSS	OBTAINED	BEGAN	PLAYS	YDS	PEN	NET	1ST	ENDED	GIVEN UP	#	RECD	LOST	POSS	OBTAINED	BEGAN	PLAYS	YDS	PEN	NET	1ST	ENDED	GIVEN UP
1	11:37	10:45	0:52	Punt	PIT 8	2	92	0	92	1	PIT 14	Touchdown	1	15:00	11:37	3:23	Kickoff	CIN 25	6	22	0	22	1	CIN 47	Punt
2	05:01	14:21	5:40	Interception	PIT 20	10	80	0	80	5	CIN 7	Touchdown	2	10:45	05:01	5:44	Kickoff	CIN 25	10	59	0	59	3	PIT 8	Interception
3	13:12	11:00	2:12	Punt	PIT 48	5	3	0	3	1	CIN 49	Punt	3	14:21	13:12	1:09	Kickoff	CIN 25	3	-9	0	-9	0	CIN 16	Punt
4	08:41	07:06	1:35	Interception	CIN 14	4	14	0	14	2	CIN 3	Touchdown	4	11:00	08:41	2:19	Punt	CIN 7	4	10	11	11	1	CIN 18	Interception
5	02:14	00:00	2:14	Downs	PIT 5	12	74	-10	64	3	CIN 31	Field Goal	5	07:06	02:14	4:52	Kickoff	CIN 25	8	70	0	70	3	PIT 5	Downs
6	15:00	11:22	3:38	Kickoff	PIT 25	6	20	0	20	1	PIT 45	Punt	6	11:22	11:11	0:11	Punt	CIN 20	1	80	0	80	1	CIN 20	Touchdown
7	11:11	09:38	1:33	Downs	PIT 25	3	75	0	75	1	PIT 34	Touchdown	7	09:38	06:38	3:00	Kickoff	CIN 25	8	43	0	43	2	PIT 32	Downs
8	06:38	05:08	1:30	Downs	PIT 32	3	-2	0	-2	0	PIT 30	Punt	8	05:08	00:00	5:08	Punt	CIN 32	12	46	5	51	4	PIT 17	Field Goal
9	15:00	13:27	1:33	Kickoff	PIT 25	3	6	0	6	0	PIT 31	Punt	9	13:27	12:26	1:01	Punt	CIN 35	2	6	-15	-9	0	CIN 26	Interception
10	12:26	06:57	5:29	Interception	CIN 43	9	31	0	31	2	CIN 12	Field Goal	10	06:57	02:57	4:00	Kickoff	CIN 25	6	25	-5	20	1	CIN 45	Punt
11	02:57	01:02	1:55	Punt	PIT 4	3	4	0	4	0	PIT 8	Punt	11	01:02	00:00	1:02	Punt	PIT 48	2	15	0	15	1	PIT 37	End Game

WEEK 17: STEELERS 30, SEAHAWKS 23													DECEMBER 31, 2023												
STEELERS													SEAHAWKS												
#	RECD	LOST	POSS	OBTAINED	BEGAN	PLAYS	YDS	PEN	NET	1ST	ENDED	GIVEN UP	#	RECD	LOST	POSS	OBTAINED	BEGAN	PLAYS	YDS	PEN	NET	1ST	ENDED	GIVEN UP
1	15:00	11:25	3:35	Kickoff	PIT 25	8	34	0	34	2	SEA 41	Downs	1	11:25	09:44	1:41	Downs	SEA 41	3	9	0	9	0		Punt
2	09:44	10:47	7:57	Punt	PIT 20	14	85	-5	80	6	SEA 18	Touchdown	2	01:47	13:50	2:57	Kickoff	SEA 25	7	75	0	75	4	PIT 13	Touchdown
3	13:50	10:27	3:23	Kickoff	PIT 25	6	54	0	54	2	SEA 21	Field Goal	3	10:27	05:30	4:57	Kickoff	SEA 25	8	85	-10	75	5	PIT 12	Touchdown
4	05:30	01:36	3:54	Kickoff	PIT 25	9	75	0	75	4	SEA 9	Touchdown	4	01:36	00:36	1:00	Kickoff	SEA 25	3	9	0	9	0	SEA 34	Punt
5	00:36	00:00	0:36	Punt	PIT 20	2	9	0	9	0	PIT 25	End Half	5	15:00	10:47	4:13	Kickoff	SEA 35	9	51	-10	41	2	PIT 24	Field Goal
6	10:47	06:57	3:50	Kickoff	PIT 29	6	76	-5	71	4	SEA 4	Touchdown	6	06:57	05:30	2:22	Kickoff								

WEEK 18: STEELERS 17, RAVENS 10														JANUARY 6, 2024													
STEELERS														RAVENS													
#	RECD	LOST	POSS	OBTAINED	BEGAN	PLAYS	YDS	PEN	NET	1ST	ENDED	GIVEN UP	#	RECD	LOST	POSS	OBTAINED	BEGAN	PLAYS	YDS	PEN	NET	1ST	ENDED	GIVEN UP		
1	15:00	11:37	3:23	Kickoff	PIT 25	6	22	0	22	1	PIT 47	Punt	1	11:37	10:08	1:29	Punt	BAL 19	3	7	0	7	0	BAL 26	Punt		
2	10:08	02:36	1:32	Punt	PIT 24	12	76	0	76	6	BAL 6	Touchdown	2	02:36	01:34	1:02	Kickoff	BAL 25	3	3	0	3	0	BAL 28	Punt		
3	01:34	14:52	1:42	Punt	PIT 37	3	7	-5	2	0	PIT 39	Punt	3	14:52	13:28	1:24	Punt	BAL 35	3	10	0	10	1	BAL 45	Fumble		
4	13:28	11:02	2:26	Fumble	BAL 45	4	18	-5	13	1	BAL 33	Fumble	4	11:02	07:26	3:36	Fumble	BAL 33	6	14	-6	8	1	BAL 41	Punt		
5	07:26	05:07	2:19	Punt	PIT 10	3	9	0	9	0	PIT 19	Punt	5	05:07	02:19	2:48	Punt	BAL 29	6	71	0	71	3	PIT 27	Touchdown		
6	02:19	00:05	2:14	Kickoff	PIT 40	8	23	0	23	2	BAL 34	Fumble	6	00:05	00:00	0:05	Fumble	BAL 37	1	-1	0	-1	0	BAL 37	End Half		
7	13:13	10:21	2:52	Punt	PIT 36	4	9	-5	4	1	PIT 40	Punt	7	15:00	13:13	1:47	Kickoff	BAL 25	3	-1	-5	-6	0	BAL 19	Punt		
8	08:18	05:32	2:46	Punt	PIT 34	4	2	0	2	1	PIT 36	Punt	8	10:21	08:18	2:03	Punt	BAL 21	3	-5	0	-5	0	BAL 16	Punt		
9	02:50	14:49	3:01	Punt	PIT 11	6	89	0	89	2	PIT 29	Touchdown	9	05:32	02:50	2:42	Punt	BAL 18	7	31	0	31	2	BAL 49	Punt		
10	10:03	07:41	2:22	Punt	PIT 43	3	4	0	4	0	PIT 47	Punt	10	14:49	10:03	4:46	Kickoff	BAL 25	9	26	0	26	2	PIT 49	Punt		
11	07:14	03:13	4:01	Fumble	BAL 32	9	25	0	25	2	BAL 7	Field Goal	11	07:41	07:14	0:27	Punt	BAL 20	2	12	0	12	0	BAL 27	Fumble		
12	00:16	00:00	0:16	Kickoff	BAL 45	1	-1	0	-1	0	BAL 45	End Game	12	03:13	00:16	2:57	Kickoff	BAL 25	12	57	0	57	4	PIT 18	Field Goal		

2023 REGULAR SEASON																	
		STEELERS								OPPONENT							
		FIRST HALF				SECOND HALF				FIRST HALF				SECOND HALF			
DATE	OPPONENT	PLAYS	YDS	TIME	RESULT	PLAYS	YDS	TIME	RESULT	PLAYS	YDS	TIME	RESULT	PLAYS	YDS	TIME	RESULT
09/10	49ers	3	-5	1:45	Punt	4	30	2:02	Punt	7	54	3:46	TD	2	75	0:58	TD
09/18	Browns	3	7	0:39	INT	9	44	3:13	FG	1	0	0:09	INT	4	75	1:46	TD
09/24	at Raiders	3	9	2:04	Punt	9	52	4:29	FG	3	7	1:29	Punt	3	7	1:03	Punt
10/01	at Texans	8	13	4:09	INT	10	58	5:29	FG	12	69	6:05	TD	3	-10	0:51	Punt
10/08	Ravens	6	16	3:24	Punt	3	9	1:55	Punt	6	34	2:24	Punt	5	28	2:58	Punt
10/22	at Rams	3	3	1:22	Punt	3	7	1:25	TD	5	6	2:55	Punt	1	0	0:16	INT
10/29	Jaguars	3	-5	0:57	Punt	3	-9	1:25	Punt	6	21	3:16	FG	9	39	4:38	FUM
11/02	Titans	10	78	4:49	TD	15	75	8:17	FG	14	72	7:23	FG	3	2	1:02	Punt
11/12	Packers	9	75	4:59	TD	3	0	1:58	Punt	10	69	5:19	TD	11	31	5:52	FG
11/19	at Browns	3	-2	2:04	Punt	2	75	0:50	TD	8	31	4:32	Punt	9	25	4:28	Punt
11/26	at Bengals	4	32	2:51	Punt	14	79	7:50	TD	3	-3	1:38	Punt	10	57	5:36	INT
12/03	Cardinals	7	65	2:59	FG	7	17	3:35	FUM	3	0	0:54	Punt	3	6	0:56	Punt
12/07	Patriots	7	31	4:33	FG	11	32	7:09	Punt	8	75	3:48	TD	4	11	2:39	Punt
12/16	at Colts	3	0	2:08	Punt	1	2	0:06	FUM	10	32	5:22	Miss FG	3	8	1:32	Punt
12/23	Bengals	2	92	0:52	TD	6	20	3:38	Punt	6	22	3:23	Punt	1	80	0:11	TD
12/31	at Seahawks	8	34	3:35	Downs	6	71	3:50	TD	3	9	1:41	Punt	9	41	4:13	FG
01/06	at Ravens	6	22	3:23	Punt	4	4	2:52	Punt	3	7	1:29	Punt	3	-6	1:47	Punt

STEELERS		STARTING																				
DATE	OPPONENT	QB	POSS	TD	PAT	2-PT	M-2PT	FG	FGA	MFG	BK-FG	FGP	INT	FUM	SAF	DWNS	HF	GM	PTS	TD%	SCORE%	PTS/POSS
9/11	at Cincinnati	Trubisky	15	1	2	0	0	3	4	1	0	8	0	0	0	0	2	0	16	6.7	26.7	1.07
9/18	New England	Trubisky	9	1	1	1	1	2	2	0	0	4	1	1	0	0	1	0	14	11.1	33.3	1.56
9/22	at Cleveland	Trubisky	11	2	2	0	0	1	2	1	0	5	0	1	0	0	1	0	17	18.2	27.3	1.55
10/2	N.Y. Jets	Trubisky	12	2	2	0	0	2	2	0	0	4	4	0	0	0	0	0	20	16.7	33.3	1.67
10/9	at Buffalo	Pickett	11	0	0	0	0	1	3	2	0	4	1	1	0	3	0	0	3	0.0	9.1	0.27
10/16	Tampa Bay	Pickett	10	2	2	0	0	2	2	0	0	5	0	0	0	0	0	1	20	20.0	40.0	2.00
10/23	at Miami	Pickett	12	1	1	0	0	1	1	0	0	6	3	0	0	0	1	0	10	8.3	16.7	0.83
10/30	at Philadelphia	Pickett	10	1	1	0	0	2	2	0	0	4	1	1	0	0	1	0	13	10.0	30.0	1.30
11/13	New Orleans	Pickett	11	2	2	0	0	2	4	2	0	3	0	0	0	1	1	1	20	18.2	36.4	1.82
11/20	Cincinnati	Pickett	13	3	3	0	0	3	3	0	0	6	0	0	0	1	0	0	30	23.1	46.2	2.31
11/28	at Indianapolis	Pickett	10	2	2	1	1	3	3	0	0	4	0	0	0	0	0	1	24	20.0	50.0	2.40
12/4	at Atlanta	Pickett	9	1	1	0	0	4	4	0	0	2	0	0	0	0	1	1	19	11.1	55.6	2.11
12/11	Baltimore	Pickett	9	2	2	0	0	0	1	1	1	3	3	0	0	0	0	0	14	22.2	22.2	1.56
12/18	at Carolina	Trubisky	9	3	3	0	0	1	1	0	0	3	0	0	0	0	1	1	24	33.3	44.4	2.67
12/24	Las Vegas	Pickett	11	1	1	0	0	2	4	2	0	3	1	0	0	0	1	1	13	9.1	27.3	1.18
1/1	at Baltimore	Pickett	9	1	1	0	0	3	4	1	0	2	0	0	0	0	1	1	16	11.1	44.4	1.78
1/8	Cleveland	Pickett	9	3	3	1	1	2	2	0	0	3	0	1	0	0	0	0	28	33.3	55.6	3.11
2022 TOTALS			180	28	29	3	3	34	44	10	1	69	14	5	0	4	11	7	301	15.6	34.4	1.67

OPPONENTS																							
DATE	OPPONENT	STARTING QB	POSS	TD	PAT	2-PT	M-2PT	FG	FGA	MFG	BK	FC	PUNT	INT	FUM	SAF	DWNS	MFGM	PTS	TDs	SCORE	%	PTS/POSS
9/10	San Francisco	B. Purdy	12	3	3	0	0	3	3	0	0	3	0	1	0	0	0	1	1	30	25.0	50.0	2.50
9/18	Cleveland	D. Watson	15	2	2	2	2	2	3	1	0	5	1	3	0	1	0	0	22	13.3	26.7	1.47	
9/24	at Las Vegas	J. Garoppolo	12	2	2	1	1	1	1	0	0	5	3	0	0	1	0	0	18	16.7	25.0	1.50	
10/1	at Houston	C. Stroud	10	3	3	0	0	3	3	0	0	3	0	0	0	1	0	0	30	30.0	60.0	3.00	
10/8	Baltimore	L. Jackson	12	1	1	0	0	1	1	0	0	5	1	2	0	2	0	0	10	8.3	25.0	0.83	
10/22	at L.A. Rams	M. Stafford	10	2	1	1	1	1	3	2	0	4	1	0	0	0	0	0	17	20.0	30.0	1.70	
10/29	Jacksonville	T. Lawrence	11	1	1	1	1	4	4	0	0	3	1	2	0	0	0	0	20	9.1	45.5	1.82	
11/2	Tennessee	W. Lewis	9	1	1	0	0	3	3	0	0	3	1	0	0	1	0	0	16	11.1	44.4	1.78	
11/12	Green Bay	J. Love	11	2	1	0	0	2	2	0	0	4	2	0	0	0	1	0	19	18.2	36.4	1.73	
11/19	at Cleveland	D. Thompson-Robinson	12	1	1	0	0	2	2	0	0	8	1	0	0	0	0	0	13	8.3	25.0	1.08	
11/26	at Cincinnati	J. Browning	10	1	1	0	0	1	1	0	0	6	1	0	0	0	1	0	10	10.0	20.0	1.00	
12/3	Arizona	K. Murray	10	3	3	0	0	1	1	0	0	5	0	0	0	0	0	0	24	30.0	40.0	2.40	
12/7	New England	B. Zappe	13	3	3	0	0	0	0	0	0	9	1	0	0	0	0	0	21	23.1	23.1	1.62	
12/16	at Indianapolis	G. Minschew II	11	3	3	0	0	3	5	2	0	2	0	0	0	1	0	0	30	27.3	54.5	2.73	
12/23	Cincinnati	J. Browning	11	1	1	1	1	1	1	0	0	3	3	0	0	2	0	1	11	9.1	18.2	1.00	
12/31	at Seattle	G. Smith	9	2	2	0	0	3	3	0	0	3	0	1	0	0	0	0	23	22.2	55.6	2.56	
1/6	at Baltimore	T. Huntley	12	1	1	0	0	1	1	0	0	7	0	2	0	0	1	0	10	8.3	16.7	0.83	
2023 TOTALS			190	32	30	6	6	32	37	5	0	78	16	11	0	9	4	3	324	16.8	34.2	1.71	

STEELERS 2023 REGULAR SEASON SCORING DRIVES										
DATE	OPPONENT	ACQUIRED	DRIVE START	PLAYS	YARDS	Q/TIME	FIRST DOWNS	SCORING PLAY	PIT	OPP
09/10	San Francisco	Punt	PIT 5	12	95	Q2:1:25	6	P. Freiermuth: 3-yard pass from K. Pickett	7	20
09/18	Cleveland	Punt	CLE 39	4	5	Q2:1:20	0	C. Boswell: 52-yard FG	10	11
		Punt	PIT 18	4	82	Q2:1:36	2	G. Pickens: 71-yard pass from K. Pickett	16	11
		Kickoff	PIT 25	9	44	Q3:13:13	2	C. Boswell: 50-yard FG	19	14
09/24	at Las Vegas	Kickoff	PIT 25	3	75	Q1:0:52	1	C. Austin III: 72-yard pass from K. Pickett	7	7
		Interception	PIT 31	8	44	Q2:3:51	3	C. Boswell: 43-yard FG	10	7
		Punt	PIT 23	11	54	Q2:5:08	4	C. Boswell: 42-yard FG	13	7
		Punt	PIT 9	9	52	Q3:4:29	2	C. Boswell: 57-yard FG	16	7
		Interception	PIT 19	6	81	Q3:13:19	5	P. Freiermuth: 13-yard pass from K. Pickett	23	7
10/01	at Houston	Kickoff	PIT 25	10	58	Q3:5:29	3	C. Boswell: 35-yard FG	3	16
		Punt	HOU 46	7	41	Q3:2:53	1	C. Boswell: 23-yard FG	6	16
10/08	Baltimore	Fumble	PIT 49	7	26	Q2:2:15	2	C. Boswell: 43-yard FG	3	10
		Kickoff	PIT 44	9	49	Q4:4:02	3	C. Boswell: 25-yard FG	8	10
		Interception	PIT 20	8	80	Q4:2:49	3	G. Pickens: 41-yard pass from K. Pickett	14	10
		Fumble	BAL 18	4	-6	Q4:0:13	0	C. Boswell: 42-yard FG	17	10
10/22	at L.A. Rams	Missed FG	PIT 43	8	22	Q1:3:44	2	Q2: C. Boswell: 53-yard FG	3	0
		Interception	LAR 7	3	7	Q3:1:25	1	K. Pickett: 1-yard run	10	9
		Missed FG	PIT 41	5	59	Q3:2:33	2	Q4: J. Warren: 13-yard run	17	17
		Punt	PIT 20	10	80	Q4:5:16	7	N. Harris: 3-yard run	24	17
10/29	Jacksonville	Interception	PIT 2	12	93	Q2:6:16	5	C. Boswell: 22-yard FG	3	6
		Kickoff	PIT 25	8	75	Q3:4:12	4	G. Pickens: 22-yard pass from M. Trubisky	10	17
11/02	Tennessee	Kickoff	PIT 22	10	78	Q1:4:49	5	N. Harris: 10-yard run	7	0
		Kickoff	PIT 24	10	65	Q2:5:19	5	C. Boswell: 29-yard FG	10	10
		Punt	PIT 13	15	75	Q3:8:17	5	C. Boswell: 30-yard FG	13	13
		Punt	PIT 8	11	92	Q4:5:11	6	D. Johnson: 3-yard pass from K. Pickett	20	16
11/12	Green Bay	Kickoff	PIT 25	9	75	Q1:4:59	6	N. Harris: 4-yard run	7	0
		Kickoff	PIT 40	11	60	Q1:5:30	5	Q2: J. Warren: 16-yard run	14	7
		Punt	PIT 46	8	30	Q2:4:58	2	C. Boswell: 42-yard FG	17	7
		Kickoff	PIT 34	5	35	Q3:1:59	1	C. Boswell: 49-yard FG	20	19
		Punt	PIT 34	8	49	Q4:4:10	3	C. Boswell: 35-yard FG	23	19
11/19	at Cleveland	Kickoff	PIT 25	2	75	Q3:0:50	1	J. Warren: 74-yard run	7	10
		Punt	PIT 28	13	62	Q4:7:10	4	C. Boswell: 28-yard FG	10	10
11/26	at Cincinnati	Punt	PIT 11	8	66	Q1:3:44	2	Q2: C. Boswell: 41-yard FG	3	0
		Interception	PIT 21	14	79	Q3:7:50	7	N. Harris: 5-yard run	10	7
		Punt	PIT 22	10	62	Q4:5:07	2	C. Boswell: 34-yard FG	13	7
		Punt	PIT 33	7	52	Q4:3:07	3	C. Boswell: 33-yard FG	16	7
12/03	Arizona	Kickoff	PIT 24	7	65	Q1:2:59	2	C. Boswell: 29-yard FG	3	0
		Kickoff	PIT 25	10	75	Q4:4:03	5	D. Johnson: 2-yard pass from M. Trubisky	10	24
12/07	New England	Kickoff	PIT 31	7	31	Q1:4:33	2	C. Boswell: 56-yard FG	3	7
		Kickoff	PIT 25	8	75	Q2:4:48	5	D. Johnson: 25-yard pass from M. Trubisky	10	21
		Punt	NE 26	4	26	Q4:1:39	3	M. Trubisky: 1-yard run	18	21
12/16	at Indianapolis	Missed FG	PIT 46	12	54	Q2:16:18	4	M. Trubisky: 1-yard run	6	0
		Blocked Punt	IND 1	2	1	Q2:0:46	1	D. Johnson: 4-yard pass from M. Trubisky	13	0
12/23	Cincinnati	Punt	PIT 8	2	92	Q1:0:52	1	G. Pickens: 86-yard pass from M. Rudolph	7	0
		Interception	PIT 20	10	80	Q1:5:40	5	Q2: C. Austin III: 7-yard run	14	0
		Interception	CIN 14	4	14	Q2:1:35	2	N. Harris: 3-yard run	21	0
		Downs	PIT 5	12	64	Q2:2:14	3	C. Boswell: 50-yard FG	24	0
		Kickoff	PIT 25	3	75	Q3:11:33	1	G. Pickens: 66-yard pass from M. Rudolph	31	8
		Interception	CIN 43	9	31	Q4:5:29	2	C. Boswell: 30-yard FG	34	11
12/31	at Seattle	Punt	PIT 20	14	80	Q1:7:57	6	J. Warren: 18-yard run	7	0
		Kickoff	PIT 25	6	54	Q2:3:23	2	C. Boswell: 39-yard FG	10	7
		Kickoff	PIT 25	9	75	Q2:3:54	4	N. Harris: 9-yard run	17	14
		Kickoff	PIT 29	6	71	Q3:3:50	4	N. Harris: 4-yard run	24	17
		Kickoff	PIT 27	13	65	Q4:6:23	3	C. Boswell: 26-yard FG	27	20
		Fumble	SEA 16	6	13	Q4:2:29	1	C. Boswell: 21-yard FG	30	20
01/06	at Baltimore	Punt	PIT 24	12	76	Q1:7:32	6	N. Harris: 6-yard run	7	0
		Punt	PIT 11	6	89	Q3:3:01	2	Q4: D. Johnson: 71-yard pass from M. Rudolph	14	7
		Fumble	BAL 32	9	25	Q4:4:01	2	C. Boswell: 25-yard FG	17	7
AVG				8.1	56.9	3:52	3.1			

STEELERS OPPONENTS 2023 REGULAR SEASON SCORING DRIVES										
DATE	OPPONENT	ACQUIRED	DRIVE START	PLAYS	YARDS	Q/TIME	FIRST DOWNS	SCORING PLAY	PIT	OPP
09/10	San Francisco	Punt	SF 46	7	54	Q1:3:46	3	B. Aiyuk: 8-yard pass from B. Purdy	0	7
		Interception	PIT 48	6	25	Q1:3:22	1	J. Moody: 41-yard FG	0	10
		Punt	SF 32	9	68	Q1:4:35	5	Q2: B. Aiyuk: 19-yard pass from B. Purdy	0	17
		Punt	50 yard line	7	37	Q2:3:55	2	J. Moody: 32-yard FG	0	20
		Kickoff	SF 25	2	75	Q3:0:58	2	C. McCaffrey: 65-yard run	7	27
09/18	Cleveland	Interception	SF 49	9	29	Q4:4:38	2	J. Moody: 40-yard FG	7	30
09/18	Cleveland	Kickoff	CLE 25	11	50	Q1:6:05	3	D. Hopkins: 43-yard FG	7	3
		Fumble	PIT 23	4	23	Q1:11:06	2	Q2: J. Ford: 3-yard pass from D. Watson	7	11
		Punt	CLE 25	7	38	Q2:2:24	2	D. Hopkins: 55-yard FG	16	14
		Kickoff	CLE 25	4	75	Q3:11:46	2	P. Strong Jr.: 1-yard run	19	22
09/24	at Las Vegas	Punt	LV 26	7	74	Q1:3:23	3	D. Adams: 32-yard pass from J. Garoppolo	0	7
		Punt	LV 20	11	80	Q4:5:51	7	D. Adams: 1-yard pass from J. Garoppolo	23	15
		Punt	LV 48	9	44	Q4:2:13	2	D. Carlson: 26-yard FG	23	18
10/01	at Houston	Kickoff	HOU 31	12	69	Q1:6:05	6	D. Pierce: 2-yard pass from C. Stroud	0	7
		Interception	PIT 45	9	27	Q1:3:26	2	K. Fairbairn: 36-yard FG	0	10
		Punt	HOU 32	7	48	Q2:2:43	2	K. Fairbairn: 38-yard FG	0	13
		Punt	HOU 22	5	57	Q2:0:41	2	K. Fairbairn: 39-yard FG	0	16
		Downs	HOU 42	10	58	Q3:5:20	4	Q4: D. Schultz: 6-yard pass from D. Singletary	6	23
		Punt	HOU 14	11	86	Q4:6:24	4	N. Collins: 52-yard pass from C. Stroud	6	30
10/08	Baltimore	Punt	BAL 41	7	59	Q1:2:57	4	J. Hill: 14-yard run	0	7
		Punt	BAL 32	15	64	Q1:7:22	5	Q2: J. Tucker: 23-yard FG	0	10

10/22	at L.A. Rams	Punt	LAR 39	8	38	Q2 4:11	2	B. Maher: 41-yard FG	3	3
		Punt	LAR 12	8	88	Q2 3:29	3	T. Atwell: 31-yard pass from M. Stafford	3	9
		Kickoff	LAR 25	9	75	Q3 4:22	4	D. Henderson Jr.: 1-yard run	10	17
10/29	Jacksonville	Punt	JAX 47	6	21	Q1 3:16	1	B. McManus: 50-yard FG	0	3
		Punt	JAX 32	7	36	Q1 3:29	1	B. McManus: 51-yard FG	0	6
		Kickoff	JAX 37	9	43	Q2 2:55	3	B. McManus: 38-yard FG	3	9
		Punt	JAX 44	2	56	Q3 0:13	1	T. Etienne Jr.: 56-yard pass from T. Lawrence	3	17
		Interception	JAX 41	7	40	Q4 4:45	2	B. McManus: 37-yard FG	10	20
11/02	Tennessee	Kickoff	TEN 10	14	72	Q1 7:23	5	N. Folk: 36-yard FG	7	3
		Punt	TEN 27	11	73	Q2 6:26	5	D. Henry: 2-yard run	7	10
		Kickoff	TEN 25	8	57	Q2 1:16	3	N. Folk: 36-yard FG	10	13
		Kickoff	TEN 25	9	45	Q3 5:22	3	N. Folk: 48-yard FG	13	16
11/12	Green Bay	Kickoff	GB 31	10	69	Q1 5:19	4	R. Doubs: 8-yard pass from J. Love	7	7
		Kickoff	GB 13	7	87	Q2 3:54	4	J. Reed: 35-yard pass from J. Love	17	13
		Kickoff	PIT 44	11	31	Q3 5:52	2	A. Carlson: 31-yard FG	17	16
		Punt	GB 22	9	68	Q3 4:06	2	A. Carlson: 28-yard FG	17	19
11/19	at Cleveland	Punt	50 yard line	7	50	Q1 3:49	4	J. Ford: 1-yard run	0	7
		Punt	CLE 17	17	77	Q2 5:24	7	D. Hopkins: 25-yard FG	0	10
		Punt	CLE 35	8	48	Q4 1:16	3	D. Hopkins: 34-yard FG	10	13
11/26	at Cincinnati	Kickoff	CIN 47	4	53	Q2 2:09	2	D. Sample: 11-yard pass from J. Browning	3	7
		Kickoff	CIN 25	5	47	Q4 0:47	1	E. McPherson: 47-yard FG	16	10
12/03	Arizona	Punt	ARI 35	7	32	Q1 3:32	2	M. Prater: 51-yard FG	3	3
		Downs	ARI 1	15	99	Q2 4:36	5	T. McBride: 5-yard pass from K. Murray	3	10
		Fumble	PIT 21	7	21	Q3 3:11	3	J. Conner: 1-yard run	3	17
		Punt	PIT 33	4	33	Q4 2:08	2	J. Conner: 9-yard run	3	24
12/07	New England	Kickoff	NE 25	8	75	Q1 3:48	4	E. Elliott: 11-yard pass from B. Zappe	0	7
		Interception	PIT 11	2	11	Q2 0:33	1	H. Henry: 8-yard pass from B. Zappe	3	14
		Punt	NE 41	4	59	Q2 2:10	2	H. Henry: 24-yard pass from B. Zappe	3	21
12/16	at Indianapolis	Kickoff	IND 25	7	75	Q2 2:46	3	Z. Moss: 16-yard pass from G. Minshew II	13	7
		Punt	IND 26	3	74	Q2 0:22	3	D. Montgomery: 14-yard pass from G. Minshew II	13	14
		Fumble	PIT 18	1	18	Q3 0:06	1	M. Alie-Cox: 18-yard pass from G. Minshew II	13	21
		Punt	IND 49	5	40	Q3 2:10	1	M. Gay: 29-yard FG	13	24
		Punt	IND 17	15	70	Q3 8:57	4	Q4: M. Gay: 31-yard FG	13	27
		Downs	PIT 25	4	1	Q4 0:54	0	M. Gay: 42-yard FG	13	30
12/23	Cincinnati	Punt	CIN 20	1	80	Q3 0:11	1	T. Higgins: 80-yard pass from J. Browning	24	8
		Punt	CIN 32	12	51	Q3 5:08	4	E. McPherson: 35-yard FG	31	11
12/31	at Seattle	Kickoff	SEA 25	7	75	Q1 2:57	4	Q2: K. Walker III: 13-yard run	7	7
		Kickoff	SEA 25	8	75	Q2 4:57	5	J. Smith-Njigba: 12-yard pass from G. Smith	10	14
		Kickoff	SEA 35	9	41	Q3 4:13	2	J. Myers: 43-yard FG	17	17
		Punt	SEA 14	7	62	Q3 2:40	2	Q4: J. Myers: 42-yard FG	24	20
		Kickoff	SEA 26	11	69	Q4 2:30	4	J. Myers: 24-yard FG	30	23
01/06	at Baltimore	Punt	BAL 29	6	71	Q2 2:48	3	I. Likely: 27-yard pass from T. Huntley	7	7
		Kickoff	BAL 25	12	57	Q4 2:57	4	J. Tucker: 36-yard FG	17	10
AVG				7.8	54.7	3:28	2.9			

STEELERS OPPONENTS 2023 REGULAR SEASON SCORING DRIVES										
DATE	OPPONENT	ACQUIRED	DRIVE START	PLAYS	YARDS	Q/TIME	FIRST DOWNS	SCORING PLAY	PIT	OPP
09/10	San Francisco	Punt	SF 46	7	54	Q13:46	3	B. Aiyuk: 8-yard pass from B. Purdy	0	7
		Interception	PIT 48	6	25	Q13:22	1	J. Moody: 41-yard FG	0	10
		Punt	SF 32	9	68	Q14:35	5	Q2: B. Aiyuk: 19-yard pass from B. Purdy	0	17
		Punt	50 yard line	7	37	Q2:35	2	J. Moody: 32-yard FG	0	20
		Kickoff	SF 25	2	75	Q3:05	2	C. McCaffrey: 65-yard run	7	27
09/18	Cleveland	Interception	SF 49	9	29	Q4:38	2	J. Moody: 40-yard FG	7	30
		Kickoff	CLE 25	11	50	Q16:05	3	D. Hopkins: 43-yard FG	7	3
		Fumble	PIT 23	4	23	Q11:06	2	Q2: J. Ford: 3-yard pass from D. Watson	7	11
09/24	at Las Vegas	Punt	CLE 25	7	38	Q2:24	2	D. Hopkins: 55-yard FG	16	14
		Punt	CLE 25	4	75	Q3:14	2	P. Strong Jr.: 1-yard run	19	22
		Punt	LV 26	7	74	Q13:23	3	D. Adams: 32-yard pass from J. Garoppolo	0	7
10/01	at Houston	Punt	LV 20	11	80	Q4:51	7	D. Adams: 1-yard pass from J. Garoppolo	23	15
		Punt	LV 48	9	44	Q4:13	2	D. Carlson: 26-yard FG	23	18
		Kickoff	HOU 31	12	69	Q16:05	6	D. Pierce: 2-yard pass from C. Stroud	0	7
10/08	Baltimore	Interception	PIT 45	9	27	Q13:26	2	K. Fairbairn: 36-yard FG	0	10
		Punt	HOU 32	7	48	Q2:43	2	K. Fairbairn: 38-yard FG	0	13
		Punt	HOU 22	5	57	Q2:01	2	K. Fairbairn: 39-yard FG	0	16
		Downs	HOU 42	10	58	Q3:50	4	Q4: D. Schultz: 6-yard pass from D. Singletary	6	23
		Punt	HOU 14	11	86	Q4:24	4	N. Collins: 52-yard pass from C. Stroud	6	30
		Punt	BAL 41	7	59	Q12:57	4	J. Hill: 14-yard run	0	7
		Punt	BAL 32	15	64	Q17:22	5	Q2: J. Tucker: 23-yard FG	0	10
10/22	at L.A. Rams	Punt	LAR 39	8	38	Q24:11	2	B. Maher: 41-yard FG	3	3
		Punt	LAR 12	8	88	Q2:29	3	T. Atwell: 31-yard pass from M. Stafford	3	9
		Kickoff	LAR 25	9	75	Q34:22	4	D. Henderson Jr.: 1-yard run	10	17
10/29	Jacksonville	Punt	JAX 47	6	21	Q13:16	1	B. McManus: 50-yard FG	0	3
		Punt	JAX 32	7	36	Q13:29	1	B. McManus: 51-yard FG	0	6
		Kickoff	JAX 37	9	43	Q2:55	3	B. McManus: 38-yard FG	3	9
		Punt	JAX 44	2	56	Q3:13	1	T. Etienne Jr.: 56-yard pass from T. Lawrence	3	17
		Interception	JAX 41	7	40	Q4:45	2	B. McManus: 37-yard FG	10	20
11/02	Tennessee	Kickoff	TEN 10	14	72	Q17:23	5	N. Folk: 36-yard FG	7	3
		Punt	TEN 27	11	73	Q2:26	5	D. Henry: 2-yard run	7	10
		Kickoff	TEN 25	8	57	Q2:11	3	N. Folk: 36-yard FG	10	13
		Kickoff	TEN 25	9	45	Q3:52	3	N. Folk: 48-yard FG	13	16
11/12	Green Bay	Kickoff	GB 31	10	69	Q15:19	4	R. Doubs: 8-yard pass from J. Love	7	7
		Kickoff	GB 13	7	87	Q2:34	4	J. Reed: 35-yard pass from J. Love	17	13
		Kickoff	PIT 44	11	31	Q3:52	2	A. Carlson: 31-yard FG	17	16
		Punt	GB 22	9	68	Q34:06	2	A. Carlson: 28-yard FG	17	19
11/19	at Cleveland	Punt	50 yard line	7	50	Q13:49	4	J. Ford: 1-yard run	0	7
		Punt	CLE 17	17	77	Q2:54	7	D. Hopkins: 25-yard FG	0	10
		Punt	CLE 35	8	48	Q4:11	3	D. Hopkins: 34-yard FG	10	13
11/26	at Cincinnati	Kickoff	CIN 47	4	53	Q2:09	2	D. Sample: 11-yard pass from J. Browning	3	7
		Kickoff	CIN 25	5	47	Q4:07	1	E. McPherson: 47-yard FG	16	10
12/03	Arizona	Punt	ARI 35	7	32	Q13:32	2	M. Prater: 51-yard FG	3	3
		Downs	ARI 1	15	99	Q24:36	5	T. McBride: 5-yard pass from K. Murray	3	10
		Fumble	PIT 21	7	21	Q3:11	3	J. Conner: 1-yard run	3	17
		Punt	PIT 33	4	33	Q4:08	2	J. Conner: 9-yard run	3	24
12/07	New England	Kickoff	NE 25	8	75	Q13:48	4	E. Elliott: 11-yard pass from B. Zappe	0	7
		Interception	PIT 11	2	11	Q2:03	1	H. Henry: 8-yard pass from B. Zappe	3	14
		Punt	NE 41	4	59	Q2:10	2	H. Henry: 24-yard pass from B. Zappe	3	21
12/16	at Indianapolis	Kickoff	IND 25	7	75	Q2:46	3	Z. Moss: 16-yard pass from G. Minshew II	13	7
		Punt	IND 26	3	74	Q2:02	3	D. Montgomery: 14-yard pass from G. Minshew II	13	14
		Fumble	PIT 18	1	18	Q3:06	1	M. Allie-Cox: 18-yard pass from G. Minshew II	13	21
		Punt	IND 49	5	40	Q3:10	1	M. Gay: 29-yard FG	13	24
		Punt	IND 17	15	70	Q3:57	4	Q4: M. Gay: 31-yard FG	13	27
		Downs	PIT 25	4	1	Q4:05	0	M. Gay: 42-yard FG	13	30
12/23	Cincinnati	Punt	CIN 20	1	80	Q3:10	1	T. Higgins: 80-yard pass from J. Browning	24	8
		Punt	CIN 32	12	51	Q3:08	4	E. McPherson: 35-yard FG	31	11
12/31	at Seattle	Kickoff	SEA 25	7	75	Q12:57	4	Q2: K. Walker III: 13-yard run	7	7
		Kickoff	SEA 25	8	75	Q24:57	5	J. Smith-Njigba: 12-yard pass from G. Smith	10	14
		Kickoff	SEA 35	9	41	Q34:13	2	J. Myers: 43-yard FG	17	17
		Punt	SEA 14	7	62	Q3:24	2	Q4: J. Myers: 42-yard FG	24	20
		Kickoff	SEA 26	11	69	Q4:30	4	J. Myers: 24-yard FG	30	23
01/06	at Baltimore	Punt	BAL 29	6	71	Q2:48	3	I. Lile: 27-yard pass from T. Huntley	7	7
		Kickoff	BAL 25	12	57	Q4:25	4	J. Tucker: 36-yard FG	17	10
AVG				7.8	54.7	3:28	2.9			
TOTALS				500	3,503	222:17	187			

PLAYS			NET YARDS			TIME		
DATE	OPPONENT	PLAYS	DATE	OPPONENT	NET YARDS	DATE	OPPONENT	TIME
11/2	Tennessee	15 (field goal)	9/10	San Francisco	95 (touchdown) [PEN: 19, GROSS: 76]	11/2	Tennessee	8:17 (field goal)
12/31	at Seattle	14 (touchdown)	10/29	Jacksonville	93 (field goal) [PEN: 32, GROSS: 61]	12/31	at Seattle	7:57 (touchdown)
11/26	at Cincinnati	14 (touchdown)	12/23	Cincinnati	92 (touchdown) [PEN: 0, GROSS: 92]	12/3	Arizona	7:53 (downs)
11/19	at Cleveland	13 (field goal)	11/2	Tennessee	92 (touchdown) [PEN: -2, GROSS: 94]	11/26	at Cincinnati	7:50 (touchdown)
1/6	at Baltimore	12 (touchdown)	1/6	at Baltimore	89 (touchdown) [PEN: 0, GROSS: 89]	1/6	at Baltimore	7:32 (touchdown)
12/16	at Indianapolis	12 (touchdown)	9/18	Cleveland	82 (touchdown) [PEN: 0, GROSS: 82]	11/19	at Cleveland	7:10 (field goal)
9/10	San Francisco	12 (downs)	9/24	at Las Vegas	81 (touchdown) [PEN: 0, GROSS: 81]	12/7	New England	7:09 (punt)
9/10	San Francisco	12 (touchdown)	10/22	at L.A. Rams	80 (touchdown) [PEN: -10, GROSS: 90]	12/16	at Indianapolis	6:18 (touchdown)
12/23	Cincinnati	12 (field goal)	10/8	Baltimore	80 (touchdown) [PEN: 0, GROSS: 80]	10/29	Jacksonville	6:16 (field goal)
12/3	Arizona	12 (downs)	12/31	at Seattle	80 (touchdown) [PEN: -5, GROSS: 85]	12/23	Cincinnati	5:40 (touchdown)
10/29	Jacksonville	12 (field goal)	11/26	at Cincinnati	79 (touchdown) [PEN: 0, GROSS: 79]	11/12	Green Bay	5:30 (touchdown)
9/24	at Las Vegas	11 (field goal)	12/3	Arizona	79 (downs) [PEN: 11, GROSS: 68]	10/1	at Houston	5:29 (field goal)
12/7	New England	11 (punt)	11/19	at Cleveland	75 (touchdown) [PEN: 0, GROSS: 75]	10/22	at L.A. Rams	5:28 (end of game)
11/12	Green Bay	11 (touchdown)	12/7	New England	75 (touchdown) [PEN: 5, GROSS: 70]	9/24	at Las Vegas	5:08 (field goal)
10/22	at L.A. Rams	10 (end of game)	11/12	Green Bay	75 (touchdown) [PEN: 17, GROSS: 58]	10/8	Baltimore	4:37 (punt)
10/22	at L.A. Rams	10 (touchdown)	10/1	at Houston	58 (field goal) [PEN: 0, GROSS: 58]	9/10	San Francisco	4:20 (downs)
10/8	Baltimore	10 (punt)	12/16	at Indianapolis	54 (touchdown) [PEN: 0, GROSS: 54]	9/18	Cleveland	3:13 (field goal)
10/1	at Houston	10 (field goal)	--	--	--	--	--	--
9/18	Cleveland	9 (field goal)	--	--	--	--	--	--

OPPONENT (AS OF FEB 8, 2024, 3:06 AM PST) 2021 : REGULAR SEASON

PLAYS			NET YARDS			TIME		
DATE	OPPONENT	PLAYS	DATE	OPPONENT	NET YARDS	DATE	OPPONENT	TIME
12/19	Tennessee	19 (field goal)	12/5	Baltimore	99 (touchdown) [PEN: 5, GROSS: 94]	12/5	Baltimore	10:27 (touchdown)
1/3	Cleveland	17 (touchdown)	11/21	at L.A. Chargers	98 (touchdown) [PEN: 0, GROSS: 98]	12/19	Tennessee	10:17 (field goal)
12/5	Baltimore	16 (touchdown)	9/12	at Buffalo	91 (touchdown) [PEN: -5, GROSS: 96]	12/26	at Kansas City	8:10 (touchdown)
12/26	at Kansas City	14 (touchdown)	11/8	Chicago	89 (field goal) [PEN: -15, GROSS: 104]	11/28	at Cincinnati	7:35 (touchdown)
11/28	at Cincinnati	14 (touchdown)	10/31	at Cleveland	86 (touchdown) [PEN: 5, GROSS: 81]	10/10	Denver	7:26 (touchdown)
10/10	Denver	14 (touchdown)	11/14	Detroit	85 (touchdown) [PEN: 0, GROSS: 85]	11/21	at L.A. Chargers	6:54 (touchdown)
10/3	at Green Bay	13 (field goal)	11/28	at Cincinnati	84 (touchdown) [PEN: 6, GROSS: 78]	10/31	at Cleveland	6:51 (field goal)
10/3	at Green Bay	13 (touchdown)	9/19	Las Vegas	82 (touchdown) [PEN: 0, GROSS: 82]	9/19	Las Vegas	6:23 (field goal)
9/19	Las Vegas	13 (field goal)	12/9	at Minnesota	78 (touchdown) [PEN: -10, GROSS: 88]	9/26	Cincinnati	6:13 (field goal)
10/31	at Cleveland	13 (field goal)	10/3	at Green Bay	76 (field goal) [PEN: 5, GROSS: 71]	10/3	at Green Bay	5:54 (punt)
9/12	at Buffalo	13 (touchdown)	1/3	Cleveland	76 (touchdown) [PEN: 26, GROSS: 50]	9/12	at Buffalo	5:39 (touchdown)
11/14	Detroit	12 (field goal)	10/10	Denver	75 (touchdown) [PEN: -10, GROSS: 85]	12/9	at Minnesota	5:19 (touchdown)
12/9	at Minnesota	12 (touchdown)	10/17	Seattle	75 (touchdown) [PEN: 3, GROSS: 72]	10/17	Seattle	5:05 (touchdown)
11/21	at L.A. Chargers	12 (touchdown)	9/26	Cincinnati	75 (touchdown) [PEN: 15, GROSS: 60]	11/8	Chicago	4:59 (field goal)
11/8	Chicago	12 (field goal)	12/26	at Kansas City	74 (touchdown) [PEN: 0, GROSS: 74]	1/3	Cleveland	4:38 (touchdown)
11/21	at L.A. Chargers	12 (touchdown)	1/9	at Baltimore	68 (touchdown) [PEN: 0, GROSS: 68]	11/14	Detroit	4:22 (punt)
10/17	Seattle	10 (touchdown)	12/19	Tennessee	65 (downs) [PEN: 0, GROSS: 65]	1/9	at Baltimore	4:13 (interception)
9/26	Cincinnati	10 (field goal)	--	--	--	--	--	--
1/9	at Baltimore	8 (interception)	--	--	--	--	--	--
1/9	at Baltimore	8 (field goal)	--	--	--	--	--	--

DATE	OPPONENT	OFFENSE	DEFENSE
09/10	San Francisco	TD - Pass Downs	TD - Pass TD - Pass FG - 32 yards
09/18	Cleveland	NONE	Missed FG TD - Pass TD - Run
09/24	at Las Vegas	TD - Pass	TD - Pass FG - 26 yards
10/01	at Houston	FG - 35 yards FG - 23 yards	TD - Pass FG - 36 yards TD - Pass
10/08	Baltimore	FG - 25 yards FG - 42 yards	TD - Run FG - 23 yards Interception
10/22	at L.A. Rams	TD - Run TD - Run TD - Run	TD - Run
10/29	Jacksonville	FG - 22 yards	Fumble Interception FG - 37 yards
11/02	Tennessee	TD - Run FG - 29 yards FG - 30 yards TD - Pass	FG - 36 yards TD - Run FG - 36 yards Interception
11/12	Green Bay	TD - Run TD - Run FG - 35 yards	TD - Pass FG - 31 yards FG - 28 yards Interception Interception
11/19	at Cleveland	FG - 28 yards	TD - Run FG - 25 yards FG - 34 yards
11/26	at Cincinnati	Fumble TD - Run FG - 34 yards FG - 33 yards	TD - Pass Interception
12/03	Arizona	FG - 29 yards Downs TD - Pass	TD - Pass TD - Run TD - Run
12/07	New England	Downs TD - Run	TD - Pass TD - Pass
12/16	at Indianapolis	TD - Run TD - Pass	TD - Pass Downs TD - Pass TD - Pass FG - 29 yards FG - 31 yards
12/23	Cincinnati	TD - Run TD - Run FG - 30 yards	Interception Downs FG - 35 yards
12/31	at Seattle	TD - Run FG - 39 yards TD - Run TD - Run FG - 26 yards FG - 21 yards End of Game	TD - Run TD - Pass FG - 24 yards
01/06	at Baltimore	TD - Run FG - 25 yards	FG - 36 yards

OFFENSE DEFENSE		
Inside the 20	42	50
Scores	37	39
Touchdowns	20	23
Field Goals	17	16
Total Points in 20	191	213
Fumbles	1	1
Interceptions	0	7
Missed Field Goals	0	1
Lost on Downs	3	2
End of Half/Game	1	0
TDs Outside	9	9
Red-Zone Percentage	47.6	46.0

STEELERS 2023 REGULAR SEASON INSIDE 20 EFFICIENCY

STEELERS																		
Date	Opponent	Pos	TD	PAT	2-Pt.	Miss PAT	FG	FGA	Bk/ MFG	INT	Fum	Dwns	Half	Game	Pts	TD%	Pct.	Pts/Poss
09/10	San Francisco	2	1	1	0	0	0	0	0	0	0	1	0	0	7	50.0	50.0	3.5
09/18	Cleveland	0	0	0	0	0	0	0	0	0	0	0	0	0	0	0.0	0.0	0.0
09/24	at Las Vegas	1	1	1	0	0	0	0	0	0	0	0	0	0	7	100.0	100.0	7.0
10/01	at Houston	2	0	0	0	0	2	2	0	0	0	0	0	0	6	0.0	100.0	3.0
10/08	Baltimore	2	0	0	0	0	2	2	0	0	0	0	0	0	6	0.0	100.0	3.0
10/22	at L.A. Rams	3	3	3	0	0	0	0	0	0	0	0	0	0	21	100.0	100.0	7.0
10/29	Jacksonville	1	0	0	0	0	1	1	0	0	0	0	0	0	3	0.0	100.0	3.0
11/02	Tennessee	4	2	2	0	0	2	2	0	0	0	0	0	0	20	50.0	100.0	5.0
11/12	Green Bay	3	2	2	0	0	1	1	0	0	0	0	0	0	17	66.7	100.0	5.7
11/19	at Cleveland	1	0	0	0	0	1	1	0	0	0	0	0	0	3	0.0	100.0	3.0
11/26	at Cincinnati	4	1	1	0	0	2	2	0	0	1	0	0	0	13	25.0	75.0	3.3
12/03	Arizona	3	1	1	0	0	1	1	0	0	0	1	0	0	10	33.3	66.7	3.3
12/07	New England	2	1	0	1	0	0	0	0	0	0	1	0	0	8	50.0	50.0	4.0
12/16	at Indianapolis	2	2	1	0	1	0	0	0	0	0	0	0	0	13	100.0	100.0	6.5
12/23	Cincinnati	3	2	2	0	0	1	1	0	0	0	0	0	0	17	66.7	100.0	5.7
12/31	at Seattle	7	3	3	0	0	3	3	0	0	0	0	0	1	30	42.9	85.7	4.3
01/06	at Baltimore	2	1	1	0	0	1	1	0	0	0	0	0	0	10	50.0	100.0	5.0
TOTALS		42	20	18	1	1	17	17	0	0	1	3	0	1	191	47.6	88.1	4.5

OPPONENT 2023 REGULAR SEASON INSIDE 20 EFFICIENCY

OPPONENT																		
Date	Opponent	Pos	TD	PAT	2-Pt.	Miss PAT	FG	FGA	Bk/ MFG	INT	Fum	Dwns	Half	Game	Pts	TD%	Pct.	Pts/Poss
09/10	San Francisco	3	2	2	0	0	1	1	0	0	0	0	0	0	17	66.7	100.0	5.7
09/18	Cleveland	3	2	0	2	0	0	1	1	0	0	0	0	0	16	66.7	66.7	5.3
09/24	at Las Vegas	2	1	0	1	0	1	1	0	0	0	0	0	0	11	50.0	100.0	5.5
10/01	at Houston	3	2	2	0	0	1	1	0	0	0	0	0	0	17	66.7	100.0	5.7
10/08	Baltimore	3	1	1	0	0	1	1	0	1	0	0	0	0	10	33.3	66.7	3.3
10/22	at L.A. Rams	1	1	0	1	0	0	0	0	0	0	0	0	0	8	100.0	100.0	8.0
10/29	Jacksonville	3	0	0	0	0	1	1	0	1	1	0	0	0	3	0.0	33.3	1.0
11/02	Tennessee	4	1	1	0	0	2	2	0	1	0	0	0	0	13	25.0	75.0	3.3
11/12	Green Bay	5	1	1	0	0	2	2	0	2	0	0	0	0	13	20.0	60.0	2.6
11/19	at Cleveland	3	1	1	0	0	2	2	0	0	0	0	0	0	13	33.3	100.0	4.3
11/26	at Cincinnati	2	1	1	0	0	0	0	0	1	0	0	0	0	7	50.0	50.0	3.5
12/03	Arizona	3	3	3	0	0	0	0	0	0	0	0	0	0	21	100.0	100.0	7.0
12/07	New England	2	2	2	0	0	0	0	0	0	0	0	0	0	14	100.0	100.0	7.0
12/16	at Indianapolis	6	3	3	0	0	2	2	0	0	0	1	0	0	27	50.0	83.3	4.5
12/23	Cincinnati	3	0	0	0	0	1	1	0	1	0	1	0	0	3	0.0	33.3	1.0
12/31	at Seattle	3	2	2	0	0	1	1	0	0	0	0	0	0	17	66.7	100.0	5.7
01/06	at Baltimore	1	0	0	0	0	1	1	0	0	0	0	0	0	3	0.0	100.0	3.0
TOTALS		50	23	19	4	0	16	17	1	7	1	2	0	0	213	46.0	78.0	4.3

STEELERS 2023 REGULAR SEASON YARDS GAINED BY DOWN																									
		STEELERS												OPPONENT											
		1ST DOWN			2ND DOWN			3RD DOWN			4TH DOWN			1ST DOWN			2ND DOWN			3RD DOWN			4TH DOWN		
Date	Opponent	Att	Yds	Avg	Att	Yds	Avg	Att	Yds	Avg	Att	Yds	Avg	Att	Yds	Avg	Att	Yds	Avg	Att	Yds	Avg	Att	Yds	Avg
09/10	San Francisco	24	81	3.4	19	94	4.9	15	66	4.4	3	-2	-0.7	30	177	5.9	22	126	5.7	13	77	5.9	1	11	11.0
09/18	Cleveland	22	119	5.4	17	49	2.9	14	87	6.2	0	0	0.0	33	147	4.5	29	180	6.2	17	84	4.9	2	1	0.5
09/24	at Las Vegas	27	138	5.1	18	61	3.4	15	134	8.9	0	0	0.0	29	116	4.0	23	143	6.2	13	71	5.5	2	32	16.0
10/01	at Houston	22	78	3.5	19	58	3.1	14	98	7.0	1	-9	-9.0	32	161	5.0	24	214	8.9	12	80	6.7	1	0	0.0
10/08	Baltimore	28	107	3.8	22	120	5.5	15	62	4.1	0	0	0.0	29	136	4.7	22	115	5.2	14	90	6.4	2	-6	-3.0
10/22	at L.A. Rams	25	131	5.2	17	81	4.8	13	87	6.7	1	1	1.0	26	124	4.8	20	103	5.2	16	127	7.9	0	0	0.0
10/29	Jacksonville	27	119	4.4	23	128	5.6	12	14	1.2	2	0	0.0	29	121	4.2	23	155	6.7	13	101	7.8	0	0	0.0
11/02	Tennessee	28	142	5.1	20	94	4.7	12	90	7.5	0	0	0.0	31	195	6.3	22	116	5.3	13	23	1.8	2	6	3.0
11/12	Green Bay	28	181	6.5	18	79	4.4	13	56	4.3	1	8	8.0	25	162	6.5	22	82	3.7	16	137	8.6	2	18	9.0
11/19	at Cleveland	23	74	3.2	19	117	6.2	14	57	4.1	1	1	1.0	29	86	3.0	26	111	4.3	17	58	3.4	1	4	4.0
11/26	at Cincinnati	31	214	6.9	20	33	1.7	17	174	10.2	0	0	0.0	18	117	6.5	13	108	8.3	10	-3	-0.3	0	0	0.0
12/03	Arizona	27	159	5.9	19	104	5.5	11	54	4.9	1	0	0.0	25	85	3.4	21	68	3.2	17	129	7.6	0	0	0.0
12/07	New England	28	129	4.6	21	107	5.1	14	25	1.8	3	3	1.0	24	144	6.0	18	84	4.7	13	75	5.8	0	0	0.0
12/16	at Indianapolis	23	92	4.0	16	53	3.3	12	76	6.3	3	5	1.7	26	140	5.4	22	123	5.6	15	99	6.6	2	10	5.0
12/23	Cincinnati	23	96	4.2	21	143	6.8	14	158	11.3	0	0	0.0	27	214	7.9	19	77	4.1	13	77	5.9	2	0	0.0
12/31	at Seattle	32	269	8.4	23	94	4.1	13	102	7.8	3	3	1.0	25	178	7.1	15	148	9.9	9	60	6.7	0	0	0.0
01/06	at Baltimore	26	120	4.6	21	75	3.6	15	94	6.3	0	0	0.0	24	88	3.7	19	104	5.5	13	26	2.0	1	6	6.0
TOTALS		444	2,249	5.1	333	1,490	4.5	233	1,434	6.2	19	10	0.5	462	2,391	5.2	360	2,057	5.7	234	1,311	5.6	18	82	4.6

STEELERS 2023 REGULAR SEASON THIRD DOWN EFFICIENCY

STEELERS												
Date	Opponent	3rd & 1	3rd & 2	3rd & 3	3rd & 4	3rd & 5	3rd & 6	3rd & 7	3rd & 8	3rd & 9	3rd & 10+	Total
09/10	San Francisco	2/2	2/2	0/1	0/2	0/2	0/2	0/0	0/1	0/0	1/3	5/15
09/18	Cleveland	0/1	0/1	1/2	0/0	0/1	0/0	0/0	1/1	0/1	2/7	4/14
09/24	at Las Vegas	1/2	1/2	0/0	0/1	1/1	0/2	1/2	1/2	1/1	0/2	6/15
10/01	at Houston	2/2	0/2	0/0	2/2	0/1	0/0	2/2	0/2	0/0	0/3	6/14
10/08	Baltimore	0/1	0/0	0/0	1/2	0/0	2/3	1/4	1/1	1/1	0/3	6/15
10/22	at L.A. Rams	2/2	0/0	1/1	0/0	0/0	0/0	0/2	1/2	0/2	0/3	4/12
10/29	Jacksonville	0/0	2/4	1/1	0/0	0/1	0/1	0/2	0/0	0/0	0/3	3/12
11/02	Tennessee	1/1	2/2	1/2	0/0	0/0	2/2	0/1	0/2	0/0	0/2	6/12
11/12	Green Bay	2/3	0/2	1/2	0/0	0/0	1/1	0/0	0/0	0/1	0/4	4/13
11/19	at Cleveland	1/1	0/1	0/0	1/2	0/1	0/0	0/0	0/1	0/0	1/8	3/14
11/26	at Cincinnati	1/1	0/1	1/1	1/2	1/1	1/2	0/0	1/1	1/1	1/7	8/17
12/03	Arizona	0/0	0/1	1/2	0/0	1/4	0/2	0/0	0/0	1/1	1/1	4/11
12/07	New England	1/1	0/1	0/1	1/1	0/2	0/2	0/0	0/2	0/2	1/2	3/14
12/16	at Indianapolis	0/1	0/0	1/2	1/1	0/1	1/1	0/1	0/0	0/0	1/5	4/12
12/23	Cincinnati	2/2	0/1	1/1	0/1	1/2	1/1	0/0	0/0	0/0	2/6	7/14
12/31	at Seattle	1/2	0/0	0/1	2/2	1/3	1/1	1/1	0/1	0/0	0/2	6/13
01/06	at Baltimore	3/3	0/1	1/3	1/2	0/0	1/2	0/0	0/1	0/0	0/3	6/15
TOTALS		19 / 25	7 / 21	10 / 20	10 / 18	5 / 20	10 / 22	5 / 15	5 / 17	4 / 10	10 / 64	85 / 232
		76.0%	33.3%	50.0%	55.6%	25.0%	45.5%	33.3%	29.4%	40.0%	15.6%	36.6%
		3RD & 1-3: 36 / 66 = 54.5%			3RD & 4-6: 25 / 60 = 41.7%			3RD & 7-10+: 24 / 106 = 22.6%				

OPPONENT 2023 REGULAR SEASON THIRD DOWN EFFICIENCY

OPPONENT												
Date	Opponent	3rd & 1	3rd & 2	3rd & 3	3rd & 4	3rd & 5	3rd & 6	3rd & 7	3rd & 8	3rd & 9	3rd & 10+	Total
09/10	San Francisco	1/2	0/1	0/0	1/1	0/0	1/2	1/2	1/2	0/0	1/3	6/13
09/18	Cleveland	1/2	0/0	1/1	1/1	0/0	1/1	0/3	0/1	0/0	1/7	5/16
09/24	at Las Vegas	4/5	0/0	0/2	0/2	0/1	0/0	0/0	0/0	0/0	0/3	4/13
10/01	at Houston	1/2	0/0	2/2	1/1	0/1	0/3	1/1	0/0	0/1	1/1	6/12
10/08	Baltimore	1/1	2/2	0/1	0/1	0/1	0/2	0/1	0/0	0/0	2/5	5/14
10/22	at L.A. Rams	3/3	0/0	1/2	0/1	0/1	1/1	2/2	0/0	0/1	2/5	9/16
10/29	Jacksonville	2/2	0/1	1/1	1/1	1/1	0/0	1/1	0/0	0/1	0/5	6/13
11/02	Tennessee	0/0	1/1	1/1	0/1	0/2	0/0	0/2	0/3	0/1	1/2	3/13
11/12	Green Bay	1/1	1/2	2/2	0/1	0/1	0/1	2/3	0/1	0/1	2/3	8/16
11/19	at Cleveland	1/2	0/0	2/2	1/2	0/1	0/1	0/1	0/1	0/1	0/6	4/17
11/26	at Cincinnati	0/0	0/1	1/2	0/0	0/2	0/0	0/2	0/0	1/1	0/2	2/10
12/03	Arizona	1/1	1/1	1/1	0/2	2/2	3/3	0/0	1/1	0/1	1/5	10/17
12/07	New England	0/1	1/3	1/1	0/0	0/0	0/0	1/2	0/0	1/2	0/4	4/13
12/16	at Indianapolis	2/3	2/5	0/0	0/0	2/2	0/1	0/2	0/0	0/0	0/2	6/15
12/23	Cincinnati	2/3	1/1	1/1	0/0	1/1	0/1	0/0	1/1	0/1	0/4	6/13
12/31	at Seattle	0/0	1/1	1/1	0/1	0/1	0/1	0/0	0/0	0/1	1/3	3/9
01/06	at Baltimore	0/1	0/0	1/2	0/0	0/1	2/2	0/2	0/1	1/2	0/2	4/13
TOTALS		20 / 29	10 / 19	16 / 22	5 / 15	6 / 18	8 / 19	8 / 24	3 / 11	3 / 14	12 / 62	91 / 233
		69.0%	52.6%	72.7%	33.3%	33.3%	42.1%	33.3%	27.3%	21.4%	19.4%	39.1%
		3RD & 1-3: 46 / 70 = 65.7%			3RD & 4-6: 19 / 52 = 36.5%			3RD & 7-10+: 26 / 111 = 23.4%				

2023 REGULAR SEASON FOURTH DOWN EFFICIENCY													
STEELERS								OPPONENT					
Date	Opponent	4th & 1	4th & 2	4th & 3	4th & 4	4th & 5+	Total	4th & 1	4th & 2	4th & 3	4th & 4	4th & 5+	Total
09/10	San Francisco	0/0	0/0	1/1	0/1	0/1	1/3	1/1	0/0	0/0	0/0	0/0	1/1
09/18	Cleveland	0/0	0/0	0/0	0/0	0/0	0/0	0/1	0/0	0/0	0/0	0/1	0/2
09/24	at Las Vegas	0/0	0/0	0/0	0/0	0/0	0/0	1/1	0/0	0/0	0/0	0/1	1/2
10/01	at Houston	0/1	0/0	0/0	0/0	0/0	0/1	0/1	0/0	0/0	0/0	0/0	0/1
10/08	Baltimore	0/0	0/0	0/0	0/0	0/0	0/0	0/0	0/1	0/0	0/0	0/1	0/2
10/22	at L. A. Rams	1/1	0/0	0/0	0/0	0/0	1/1	0/0	0/0	0/0	0/0	0/0	0/0
10/29	Jacksonville	0/0	0/1	0/0	0/0	0/1	0/2	0/0	0/0	0/0	0/0	0/0	0/0
11/02	Tennessee	0/0	0/0	0/0	0/0	0/0	0/0	1/1	0/0	0/0	0/1	0/0	1/2
11/12	Green Bay	1/1	0/0	0/0	0/0	0/0	1/1	0/0	1/1	0/0	0/0	1/1	2/2
11/19	at Cleveland	1/1	0/0	0/0	0/0	0/0	1/1	1/1	0/0	0/0	0/0	0/0	1/1
11/26	at Cincinnati	0/0	0/0	0/0	0/0	0/0	0/0	0/0	0/0	0/0	0/0	0/0	0/0
12/03	Arizona	0/1	0/0	0/0	0/0	0/0	0/1	0/0	0/0	0/0	0/0	0/0	0/0
12/07	New England	1/1	0/2	0/0	0/0	0/0	1/3	0/0	0/0	0/0	0/0	0/0	0/0
12/16	at Indianapolis	1/1	0/0	0/0	0/0	1/2	2/3	1/2	0/0	0/0	0/0	0/0	1/2
12/23	Cincinnati	0/0	0/0	0/0	0/0	0/0	0/0	0/1	0/0	0/0	0/0	0/1	0/2
12/31	at Seattle	2/2	0/0	0/0	0/0	0/1	2/3	0/0	0/0	0/0	0/0	0/0	0/0
01/06	at Baltimore	0/0	0/0	0/0	0/0	0/0	0/0	1/1	0/0	0/0	0/0	0/0	1/1
TOTALS		7/9	0/3	1/1	0/1	1/5	9/19	6/10	1/2	0/0	0/1	1/5	8/18
		77.8%	0.0%	100.0%	0.0%	20.0%	47.4%	60.0%	50.0%	0.0%	0.0%	20.0%	44.4%

SEPTEMBER 10, 2023
STEELERS VS. SAN FRANCISCO 49ERS
L 30-7

TOP TACKLERS		SACKS		INTS		FORCED FUMBLES		RECOVERED FUMBLES	
PLAYER	NO.	PLAYER	NO.	PLAYER	NO.	PLAYER	NO.	PLAYER	NO.
K. Alexander	8	T. Watt	3.0			T. Watt	2	T. Watt	1
E. Roberts	8					C. Holcomb	1		
A. Highsmith	7								
C. Holcomb	5								
K. Neal	5								
T. Watt	5								
M. Fitzpatrick	4								
D. Kazez	4								
K. Benton	3								
M. Golden	3								
D. Leal	3								
L. Wallace	3								
M. Adams Sr.	2								
L. Ogunjobi	2								
P. Peterson	2								
N. Herbig	1								
I. Loudermilk	1								
J. Porter Jr.	1								

SEPTEMBER 18, 2023
STEELERS VS. CLEVELAND BROWNS
W 26-22

TOP TACKLERS		SACKS		INTS		FORCED FUMBLES		RECOVERED FUMBLES	
PLAYER	NO.	PLAYER	NO.	PLAYER	NO.	PLAYER	NO.	PLAYER	NO.
K. Alexander	9	M. Golden	1.0	A. Highsmith	1	M. Adams Sr.	1	D. Kazez	1
C. Holcomb	8	A. Highsmith	1.0			A. Highsmith	1	L. Ogunjobi	1
A. Highsmith	7	D. Leal	1.0			C. Holcomb	1	T. Watt	1
M. Fitzpatrick	6	L. Ogunjobi	1.0						
D. Kazez	6	E. Riley	1.0						
K. Neal	6	T. Watt	1.0						
L. Wallace	5								
L. Ogunjobi	4								
C. Sullivan	4								
T. Watt	4								
M. Adams Sr.	3								
N. Herbig	3								
D. Leal	3								
K. Benton	2								
M. Golden	2								
P. Peterson	2								
E. Roberts	2								
A. Watts	2								
E. Riley	1								

SEPTEMBER 24, 2023
STEELERS @ LAS VEGAS RAIDERS
W 23-18

TOP TACKLERS		SACKS		INTS		FORCED FUMBLES		RECOVERED FUMBLES	
PLAYER	NO.	PLAYER	NO.	PLAYER	NO.	PLAYER	NO.	PLAYER	NO.
M. Fitzpatrick	11	T. Watt	2.0	L. Wallace	2				
K. Alexander	7	K. Benton	1.0	P. Peterson	1				
L. Wallace	6	M. Golden	1.0						
C. Holcomb	5								
P. Peterson	5								
K. Neal	4								
E. Roberts	3								
M. Adams Sr.	2								
M. Golden	2								
D. Kazez	2								
D. Leal	2								
J. Porter Jr.	2								
M. Robinson	2								
T. Watt	2								
K. Benton	1								
L. Ogunjobi	1								

OCTOBER 1, 2023
STEELERS @ HOUSTON TEXANS
L 30-6

TOP TACKLERS		SACKS		INTS		FORCED FUMBLES		RECOVERED FUMBLES	
PLAYER	NO.	PLAYER	NO.	PLAYER	NO.	PLAYER	NO.	PLAYER	NO.
M. Fitzpatrick	11					K. Benton	1		
E. Roberts	10								
C. Holcomb	7								
P. Peterson	5								
M. Adams Sr.	4								
K. Alexander	4								
K. Benton	4								
K. Neal	4								
L. Ogunjobi	4								
L. Wallace	4								
A. Highsmith	3								
D. Kazez	3								
D. Leal	2								
C. Sullivan	2								
T. Watt	2								
I. Loudermilk	1								

OCTOBER 8, 2023
STEELERS VS. BALTIMORE RAVENS
W 17-10

TOP TACKLERS		SACKS		INTS		FORCED FUMBLES		RECOVERED FUMBLES	
PLAYER	NO.	PLAYER	NO.	PLAYER	NO.	PLAYER	NO.	PLAYER	NO.
M. Fitzpatrick	9	T. Watt	2.0	J. Porter Jr.	1	A. Highsmith	1	D. Kazez	1
C. Holcomb	9	K. Alexander	1.0			L. Ogunjobi	1	T. Watt	1
E. Roberts	8	A. Highsmith	1.0			C. Sullivan	1		
K. Alexander	6								
K. Neal	5								
K. Benton	3								
D. Kazez	3								
L. Wallace	3								
M. Adams Sr.	2								
A. Highsmith	2								
I. Loudermilk	2								
J. Porter Jr.	2								
C. Sullivan	2								
T. Watt	2								
L. Ogunjobi	1								
P. Peterson	1								
A. Watts	1								

OCTOBER 22, 2023
STEELERS @ LOS ANGELES RAMS
W 24-17

TOP TACKLERS		SACKS		INTS		FORCED FUMBLES		RECOVERED FUMBLES	
PLAYER	NO.	PLAYER	NO.	PLAYER	NO.	PLAYER	NO.	PLAYER	NO.
M. Fitzpatrick	11	N. Herbig	1.0	T. Watt	1				
C. Holcomb	8	L. Ogunjobi	1.0						
D. Kazez	7								
M. Adams Sr.	4								
K. Neal	4								
L. Ogunjobi	4								
K. Alexander	3								
P. Peterson	3								
J. Porter Jr.	3								
E. Roberts	3								
L. Wallace	3								
N. Herbig	2								
A. Highsmith	2								
D. Leal	2								
C. Sullivan	1								
T. Watt	1								

OCTOBER 29, 2023
STEELERS VS. JACKSONVILLE JAGUARS
L 20-10

TOP TACKLERS		SACKS		INTS		FORCED FUMBLES		RECOVERED FUMBLES	
PLAYER	NO.	PLAYER	NO.	PLAYER	NO.	PLAYER	NO.	PLAYER	NO.
C. Holcomb	10	E. Roberts	1.5	D. Kazez	1	K. Alexander	1	C. Holcomb	1
K. Neal	7	A. Highsmith	0.5			N. Herbig	1	K. Neal	1
D. Kazez	5	T. Watt	0.5						
L. Ogunjobi	5	A. Watts	0.5						
J. Porter Jr.	5								
E. Roberts	5								
M. Adams Sr.	4								
A. Highsmith	4								
M. Golden	3								
K. Alexander	2								
M. Fitzpatrick	2								
M. Killebrew	2								
I. Loudermilk	2								
P. Peterson	2								
C. Sullivan	2								
T. Watt	2								
A. Watts	2								
K. Benton	1								
N. Herbig	1								
D. Leal	1								

NOVEMBER 2, 2023
STEELERS VS. TENNESSEE TITANS
W 20-16

TOP TACKLERS		SACKS		INTS		FORCED FUMBLES		RECOVERED FUMBLES	
PLAYER	NO.	PLAYER	NO.	PLAYER	NO.	PLAYER	NO.	PLAYER	NO.
E. Roberts	9	A. Highsmith	2.0	K. Alexander	1				
K. Neal	7	M. Golden	1.0						
C. Heyward	6	T. Watt	1.0						
L. Ogunjobi	5								
A. Highsmith	4								
D. Kazez	4								
T. Watt	4								
P. Peterson	3								
J. Porter Jr.	3								
D. Rush	3								
K. Alexander	2								
K. Benton	2								
C. Holcomb	2								
D. Leal	2								
I. Loudermilk	2								
M. Golden	1								

NOVEMBER 12, 2023
STEELERS VS. GREEN BAY PACKERS
W 23-19

TOP TACKLERS		SACKS		INTS		FORCED FUMBLES		RECOVERED FUMBLES	
PLAYER	NO.	PLAYER	NO.	PLAYER	NO.	PLAYER	NO.	PLAYER	NO.
K. Neal	8	T. Watt	1.0	D. Kazez	1				
E. Roberts	8			K. Neal	1				
T. Watt	8								
K. Benton	6								
D. Kazez	5								
J. Porter Jr.	4								
C. Heyward	3								
A. Highsmith	3								
E. Riley	3								
M. Robinson	3								
I. Loudermilk	2								
P. Peterson	2								
L. Ogunjobi	1								
L. Wallace	1								

NOVEMBER 19, 2023
STEELERS @ CLEVELAND BROWNS
L 13-10

TOP TACKLERS		SACKS		INTS		FORCED FUMBLES		RECOVERED FUMBLES	
PLAYER	NO.	PLAYER	NO.	PLAYER	NO.	PLAYER	NO.	PLAYER	NO.
E. Roberts	15	T. Watt	1.0	C. Sullivan	1				
A. Highsmith	6								
J. Porter Jr.	6								
T. Thompson	6								
T. Watt	6								
C. Heyward	5								
D. Kazez	5								
K. Benton	4								
P. Peterson	3								
E. Riley	3								
A. Watts	3								
C. Sullivan	2								
M. Walker	2								
N. Herbig	1								
M. Killebrew	1								
I. Loudermilk	1								
L. Ogunjobi	1								

NOVEMBER 26, 2023
STEELERS @ CINCINNATI BENGALS
W 16-10

TOP TACKLERS		SACKS		INTS		FORCED FUMBLES		RECOVERED FUMBLES	
PLAYER	NO.	PLAYER	NO.	PLAYER	NO.	PLAYER	NO.	PLAYER	NO.
E. Roberts	6	T. Watt	2.0	T. Thompson	1	T. Watt	1		
D. Kazez	5	N. Herbig	1.0						
T. Thompson	5	C. Heyward	1.0						
M. Walker	5								
T. Watt	5								
C. Heyward	4								
K. Benton	2								
P. Peterson	2								
J. Porter Jr.	2								
N. Herbig	1								
A. Highsmith	1								
C. Sullivan	1								

DECEMBER 3, 2023
STEELERS VS. ARIZONA CARDINALS
L 24-10

TOP TACKLERS		SACKS		INTS		FORCED FUMBLES		RECOVERED FUMBLES	
PLAYER	NO.	PLAYER	NO.	PLAYER	NO.	PLAYER	NO.	PLAYER	NO.
M. Walker	10	A. Highsmith	1.5			K. Benton	1		
A. Highsmith	8	T. Watt	0.5						
M. Robinson	7								
T. Watt	6								
M. Fitzpatrick	5								
D. Kazez	4								
J. Porter Jr.	4								
I. Loudermilk	3								
L. Ogunjobi	3								
E. Roberts	3								
T. Thompson	3								
K. Benton	2								
L. Wallace	2								
A. Watts	2								
N. Herbig	1								
C. Heyward	1								

DECEMBER 7, 2023
STEELERS VS. NEW ENGLAND PATRIOTS
L 21-18

TOP TACKLERS		SACKS		INTS		FORCED FUMBLES		RECOVERED FUMBLES	
PLAYER	NO.	PLAYER	NO.	PLAYER	NO.	PLAYER	NO.	PLAYER	NO.
N. Herbig	6	C. Heyward	1.0	M. Walker	1				
C. Heyward	6	E. Roberts	1.0						
E. Roberts	6								
M. Fitzpatrick	5								
T. Watt	5								
B. Martinez	4								
J. Porter Jr.	4								
D. Kazez	3								
P. Peterson	3								
M. Walker	3								
M. Adams Sr.	2								
A. Highsmith	2								
L. Ogunjobi	2								
K. Benton	1								
M. Robinson	1								
T. Thompson	1								
L. Wallace	1								
A. Watts	1								

DECEMBER 16, 2023
STEELERS @ INDIANAPOLIS COLTS
L 30-13

TOP TACKLERS		SACKS		INTS		FORCED FUMBLES		RECOVERED FUMBLES	
PLAYER	NO.	PLAYER	NO.	PLAYER	NO.	PLAYER	NO.	PLAYER	NO.
E. Roberts	9	T. Watt	2.0						
T. Thompson	6	L. Ogunjobi	1.0						
C. Heyward	5								
D. Kazez	5								
A. Highsmith	4								
L. Ogunjobi	4								
M. Golden	3								
P. Peterson	3								
J. Porter Jr.	3								
M. Robinson	3								
L. Wallace	3								
T. Watt	3								
K. Benton	2								
N. Herbig	2								
M. Walker	2								
A. Watts	2								
M. Adams Sr.	1								
M. Killebrew	1								
J. Pierre	1								

DECEMBER 23, 2023
STEELERS VS. CINCINNATI BENGALS
W 34-11

TOP TACKLERS		SACKS		INTS		FORCED FUMBLES		RECOVERED FUMBLES	
PLAYER	NO.	PLAYER	NO.	PLAYER	NO.	PLAYER	NO.	PLAYER	NO.
M. Walker	8	A. Highsmith	1.0	A. Highsmith	1	T. Watt	1		
E. Rowe	7	M. Jack	1.0	P. Peterson	1				
M. Jack	6	T. Watt	1.0	E. Rowe	1				
E. Roberts	5								
L. Wallace	5								
N. Herbig	3								
M. Killebrew	3								
C. Sullivan	3								
T. Watt	3								
M. Golden	2								
L. Ogunjobi	2								
P. Peterson	2								
J. Porter Jr.	2								
M. Robinson	2								
A. Highsmith	1								
E. Riley	1								
A. Watts	1								

DECEMBER 31, 2023
 STEELERS @ SEATTLE SEAHAWKS
 W 30-23

TOP TACKLERS		SACKS		INTS		FORCED FUMBLES		RECOVERED FUMBLES	
PLAYER	NO.	PLAYER	NO.	PLAYER	NO.	PLAYER	NO.	PLAYER	NO.
E. Rowe	10	N. Herbig	1.0			N. Herbig	1	N. Herbig	1
M. Jack	8								
L. Ogunjobi	3								
P. Peterson	3								
M. Killebrew	2								
E. Riley	2								
M. Robinson	2								
C. Sullivan	2								
T. Watt	2								
M. Golden	1								
N. Herbig	1								
C. Heyward	1								
I. Loudermilk	1								
J. Porter Jr.	1								
M. Walker	1								
L. Wallace	1								
A. Watts	1								

JANUARY 6, 2024
 STEELERS @ BALTIMORE RAVENS
 W 17-10

TOP TACKLERS		SACKS		INTS		FORCED FUMBLES		RECOVERED FUMBLES	
PLAYER	NO.	PLAYER	NO.	PLAYER	NO.	PLAYER	NO.	PLAYER	NO.
E. Rowe	12	T. Watt	2.0			M. Robinson	1	M. Golden	1
T. Watt	8	M. Golden	1.0			E. Rowe	1	L. Ogunjobi	1
M. Robinson	5	M. Robinson	1.0						
M. Killebrew	4								
K. Benton	3								
M. Golden	3								
A. Highsmith	3								
M. Jack	3								
C. Heyward	2								
M. Walker	2								
I. Loudermilk	1								
L. Ogunjobi	1								
P. Peterson	1								
E. Roberts	1								
C. Sullivan	1								
L. Wallace	1								

DATE	OPPONENT	TT	SOLO	ASST	SACKS	SACK YDS	INTS	INT YDS	PD	DTD	DS	TFL	QBH	FF	FR
9/10	San Francisco	67	43	24	3	17.0	0	0.0	5	0	0	5	7	3	1
9/18	Cleveland	79	56	23	6	25.0	1	30.0	8	2	0	9	11	3	3
9/24	at Las Vegas	57	41	16	4	31.0	3	0.0	6	0	0	5	8	0	0
10/1	at Houston	70	39	31	0	0.0	0	0.0	4	0	0	3	6	1	0
10/8	Baltimore	61	43	18	4	26.0	1	0.0	6	0	1	6	6	3	2
10/22	at L.A. Rams	61	36	25	2	12.0	1	24.0	2	0	0	4	4	0	0
10/29	Jacksonville	67	50	17	3	21.0	1	7.0	2	0	0	5	6	2	2
11/2	Tennessee	59	35	24	4	27.0	1	0.0	6	0	0	6	10	0	0
11/12	Green Bay	57	39	18	1	6.0	2	62.0	7	0	0	5	5	0	0
11/19	at Cleveland	70	42	28	1	2.0	1	0.0	6	0	0	5	4	0	0
11/26	at Cincinnati	39	28	11	4	30.0	1	6.0	6	0	0	4	5	1	0
12/3	Arizona	64	39	25	2	13.0	0	0.0	3	0	0	5	5	1	0
12/7	New England	56	35	21	2	18.0	1	30.0	3	0	0	5	2	0	0
12/16	at Indianapolis	62	46	16	3	13.0	0	0.0	4	0	0	4	5	0	0
12/23	Cincinnati	56	39	17	3	26.0	3	25.0	7	0	0	4	8	1	0
12/31	at Seattle	42	33	9	1	9.0	0	0.0	3	0	0	2	9	1	1
1/6	at Baltimore	51	39	12	4	28.0	0	0.0	2	0	0	6	6	2	2
	2023 TOTALS	1,018	683	335	47	304.0	16	184.0	80	2	1	83	107	18	11

AMERICAN FOOTBALL CONFERENCE						
	OFFENSE			DEFENSE		
	TOTAL	RUSH	PASS	TOTAL	RUSH	PASS
Baltimore Ravens	4	2	6	13	*1	16
Buffalo Bills	3	5	5	*1	6	*1
Cincinnati Bengals	6	11	4	9	3	13
Cleveland Browns	10	3	15	3	5	3
Denver Broncos	11	7	10	4	8	4
Houston Texans	16	16	16	15	15	11
Indianapolis Colts	8	*1	14	8	4	10
Jacksonville Jaguars	15	10	12	10	12	9
Kansas City Chiefs	*1	8	2	14	10	14
Las Vegas Raiders	5	13	3	6	9	7
Los Angeles Chargers	2	9	*1	11	14	6
Miami Dolphins	13	15	9	7	7	8
New England Patriots	7	6	7	2	11	2
New York Jets	14	12	11	16	13	15
Pittsburgh Steelers	12	14	8	12	16	5
Tennessee Titans	9	4	13	5	2	12

NATIONAL FOOTBALL CONFERENCE						
	OFFENSE			DEFENSE		
	TOTAL	RUSH	PASS	TOTAL	RUSH	PASS
Arizona Cardinals	4	4	5	7	11	4
Atlanta Falcons	14	16	8	13	15	9
Carolina Panthers	15	12	13	*1	10	2
Chicago Bears	12	7	14	3	12	*1
Dallas Cowboys	*1	3	2	10	8	10
Detroit Lions	11	11	9	15	16	13
Green Bay Packers	6	10	4	5	7	5
Los Angeles Rams	5	14	3	9	3	12
Minnesota Vikings	7	9	6	16	14	14
New Orleans Saints	13	8	16	4	2	7
New York Giants	16	13	15	11	13	8
Philadelphia Eagles	8	*1	12	6	6	6
San Francisco 49ers	3	2	7	2	4	3
Seattle Seahawks	9	5	11	14	9	16
Tampa Bay Buccaneers	2	15	*1	8	*1	11
Washington Commanders	10	6	10	12	5	15

NATIONAL FOOTBALL LEAGUE						
	OFFENSE			DEFENSE		
	TOTAL	RUSH	PASS	TOTAL	RUSH	PASS
Arizona Cardinals	8	10	10	11	20	7
Atlanta Falcons	29	31	16	26	27	18
Baltimore Ravens	6	3	13	25	*1	32
Buffalo Bills	5	6	9	*1	13	*1
Carolina Panthers	30	20	29	2	18	4
Chicago Bears	24	14	30	6	23 T	3
Cincinnati Bengals	13	23	7	18	5	26
Cleveland Browns	18	4	27	5	12	5
Dallas Cowboys	*1	9	2 T	19	16	20
Denver Broncos	19	13	19	8	15	8
Detroit Lions	22	19	18	29	28	24
Green Bay Packers	10	18	8	9	11	10
Houston Texans	32	32	28	31	31	23
Indianapolis Colts	16	2	26	16	10	19
Jacksonville Jaguars	27	22	22	20	23 T	17
Kansas City Chiefs	3	16	4	27	21	27
Las Vegas Raiders	11	28	6	14	19	13
Los Angeles Chargers	4	21	2 T	23	30	12
Los Angeles Rams	9	25	5	17	6	22
Miami Dolphins	25	30	17	15	14	16
Minnesota Vikings	12	17	11	30	26	28
New England Patriots	15	8	14	4	22	2
New Orleans Saints	28	15	32	7	4	14
New York Giants	31	24	31	21	25	15
New York Jets	26	27	20	32	29	30
Philadelphia Eagles	14	*1	25	10	9	11
Pittsburgh Steelers	23	29	15	24	32	9
San Francisco 49ers	7	7	12	3	7	6
Seattle Seahawks	20	11	23	28	17	31
Tampa Bay Buccaneers	2	26	*1	13	3	21
Tennessee Titans	17	5	24	12	2	25
Washington Commanders	21	12	21	22	8	29

* = NFL leader | T = Tied for position

		2023 REGULAR SEASON																	
		NFL								AFC									
		OFFENSE				DEFENSE				OFFENSE				DEFENSE					
		TOTAL		*POINTS		TOTAL		*POINTS		TOTAL		*POINTS		TOTAL		*POINTS			
DATE	OPPONENT	RUSH	PASS	SCORED	TOTAL	RUSH	PASS	SCORED	TOTAL	RUSH	PASS	SCORED	TOTAL	RUSH	PASS	SCORED	TOTAL		
09/10	San Francisco	27	T-31	15	30	29	30	21	T-25	09/10	San Francisco	15	16	9	15	14	14	10	13
09/18	Cleveland	31	31	18	26	30	32	16	T-23	09/18	Cleveland	15	16	10	12	15	16	8	T-12
09/24	at Las Vegas	27	30	17	22	28	T-30	22	T-19	09/24	at Las Vegas	13	15	11	11	14	T-14	11	T-9
10/01	at Houston	29	29	25	T-25	30	29	26	23	10/01	at Houston	14	14	11	T-12	14	14	13	12
10/08	Baltimore	30	30	27	T-29	30	28	24	17	10/08	Baltimore	15	14	13	T-14	14	13	12	9
10/22	at L.A. Rams	31	28	25	T-26	30	28	25	T-17	10/22	at L.A. Rams	15	14	12	13	14	14	12	T-9
10/29	Jacksonville	30	28	25	29	30	27	24	18	10/29	Jacksonville	15	14	12	14	14	12	12	10
11/02	Tennessee	29	25	25	29	31	29	25	13	11/02	Tennessee	14	12	12	14	15	13	13	9
11/12	Green Bay	28	20	29	26	28	25	27	T-11	11/12	Green Bay	14	11	15	12	13	12	14	7
11/19	at Cleveland	28	16	31	28	27	23	23	7	11/19	at Cleveland	14	8	16	14	13	11	11	5
11/26	at Cincinnati	26	T-14	28	28	25	22	24	5	11/26	at Cincinnati	12	7	15	14	13	11	12	3
12/03	Arizona	26	14	28	28	21	22	19	6	12/03	Arizona	12	7	15	14	11	11	10	4
12/07	New England	27	15	28	27	21	21	21	7	12/07	New England	13	6	15	13	11	11	10	4
12/16	at Indianapolis	27	16	28	28	20	22	20	T-9	12/16	at Indianapolis	13	7	15	14	11	11	10	T-4
12/23	Cincinnati	26	16	27	28	21	20	21	7	12/23	Cincinnati	12	7	15	14	11	11	11	4
12/31	at Seattle	25	12	25	27	22	18	T-22	7	12/31	at Seattle	11	5	13	13	12	11	T-11	4
01/06	at Baltimore	25	13	25	28	21	19	17	6	01/06	at Baltimore	11	6	13	14	11	11	10	4

*Points per game

2023 REGULAR SEASON STEELERS GAME-BY-GAME OFFENSE																			
	09/10	09/18	09/24	10/01	10/08	10/22	10/29	11/02	11/12	11/19	11/26	12/03	12/07	12/16	12/23	12/31	01/06		
	SF	CLE	@ LV	@ HOU	BAL	@ LAR	JAX	TEN	GB	@ CLE	@ CIN	ARI	NE	@ IND	CIN	@ SEA	@ BAL	Totals	
FIRST DOWNS																			
Total	15	9	17	12	17	17	17	22	21	12	22	18	18	13	16	25	16	287	
Rushing	3	3	5	7	6	8	4	10	12	8	6	4	5	3	9	14	8	115	
Passing	9	6	10	4	11	9	12	9	6	4	15	13	10	9	7	11	8	153	
Penalty	3	0	2	1	0	0	1	3	3	0	1	3	1	0	0	0	0	19	
THIRD DOWNS																			
Attempts	15	14	15	14	15	12	12	12	13	14	17	11	14	12	14	13	15	232	
Converted	5	4	6	6	6	4	3	6	4	3	8	4	3	4	7	6	6	85	
Percentage	33.3%	28.6%	40.0%	42.9%	40.0%	33.3%	25.0%	50.0%	30.8%	21.4%	47.1%	36.4%	21.4%	33.3%	50.0%	46.2%	40.0%	36.6%	
FOURTH DOWNS																			
Attempts	3	0	0	1	0	1	2	0	1	1	0	1	3	3	0	3	0	19	
Converted	1	0	0	0	0	1	0	0	1	1	0	0	1	2	0	2	0	9	
Percentage	33.3%	0	0	0.0%	0	100.0%	0.0%	0	100.0%	100.0%	0	0.0%	33.3%	66.7%	0	66.7%	0	47.4%	
TOT. OFFENSE																			
Net Yards	239	255	333	225	289	300	261	326	324	249	421	317	264	216	397	468	289	5,173	
Plays	61	53	60	56	65	56	64	60	60	57	68	58	66	54	58	71	62	1,029	
Avg./Play	3.9	4.8	5.6	4.0	4.4	5.4	4.1	5.4	5.4	4.4	6.2	5.5	4.0	4.0	6.8	6.6	4.7	5.0	
RUSHING																			
Net Yards	41	55	105	114	87	86	70	166	205	172	153	130	82	74	113	202	155	2,010	
Rush. Att.	10	21	31	25	30	29	18	30	29	36	26	33	31	28	24	30	46	39	487
Avg./Att.	4.1	2.6	3.4	4.6	2.9	3.0	3.9	5.5	5.7	6.6	4.6	4.2	2.9	3.1	3.8	4.4	4.0	4.1	
PASSING																			
Net Yards	198	200	228	111	202	214	191	160	119	77	268	187	182	142	284	266	134	3,163	
Attempts	46	30	28	28	32	25	43	30	23	28	33	27	36	26	27	24	20	506	
Completions	31	15	16	18	18	17	25	19	14	15	24	18	22	18	17	18	18	323	
Intercepted	2	1	0	1	0	0	2	0	0	0	0	0	1	2	0	0	0	9	
Gross Yards	232	222	235	132	224	230	211	160	126	106	278	187	190	172	290	274	152	3,421	
Sacked	5.0	2.0	1.0	3.0	3.0	2.0	3.0	2.0	3.0	2.0	2.0	0.0	2.0	4.0	1.0	1.0	3.0	36.0	
Yards Lost	34	22	7	21	22	16	20	0	7	29	10	0	8	30	6	8	8	258	
ADVANCES																			
Rushes	10	21	31	25	30	29	18	30	36	26	33	31	28	24	30	46	39	487	
Completions	31	15	16	18	18	17	25	19	14	15	24	18	22	18	17	18	18	323	
Totals	41	36	47	43	48	46	43	49	50	41	57	49	50	42	47	64	57	810	
Total Drives	11	14	13	10	12	11	12	9	10	13	10	10	14	12	11	10	12	194	
PENALTIES																			
Number	6	5	6	2	3	8	6	10	3	6	5	9	1	8	2	2	4	86	
Yards	60	31	45	18	30	76	52	80	27	46	55	77	5	101	15	10	25	753	
FUMBLES																			
Number	0	1	0	2	1	1	2	0	0	0	1	2	1	1	1	2	6	21	
Lost	0	1	0	0	1	0	0	0	0	0	1	1	0	1	0	0	2	7	
PUNTING																			
Yards	254	320	323	238	257	218	257	200	224	355	172	179	267	160	194	46	250	3,914	
Punts	6	7	6	5	6	5	6	4	5	9	4	4	6	4	5	1	6	89	
Net Avg.	35.5	40.0	46.5	40.8	37.3	43.6	37.2	48.3	42.4	35.3	33.0	38.8	41.2	30.5	37.8	46.0	38.3	39.2	
Gross Avg.	42.3	45.7	53.8	47.6	42.8	43.6	42.8	50.0	44.8	39.4	43.0	44.8	44.5	40.0	38.8	46.0	41.7	44.0	
SCORING																			
Points	7	26	23	6	17	24	10	20	23	10	16	10	18	13	34	30	17	304	
Q1	0	7	7	0	0	0	0	7	7	0	0	3	3	6	7	7	7	61	
Q2	7	9	6	0	3	3	3	3	10	0	3	0	7	7	17	10	0	88	
Q3	0	3	10	6	0	7	7	3	3	7	7	0	0	0	7	7	0	67	
Q4	0	7	0	0	14	14	0	7	3	3	6	7	8	0	3	6	10	88	
OT	0	0	0	0	0	0	0	0	0	0	0	0	0	0	0	0	0	0	
TD Rushing	0	0	0	0	0	3	0	1	2	1	1	0	1	1	2	3	1	16	
TD Passing	1	1	2	0	1	0	1	1	0	0	0	1	1	1	2	0	1	13	
TD KO Returns	0	0	0	0	0	0	0	0	0	0	0	0	0	0	0	0	0	0	
TD Punt Returns	0	0	0	0	0	0	0	0	0	0	0	0	0	0	0	0	0	0	
TD Sp. Teams	0	0	0	0	0	0	0	0	0	0	0	0	0	0	0	0	0	0	
TD Def. Returns	0	2	0	0	0	0	0	0	0	0	0	0	0	0	0	0	0	2	
FG Attempts	0	2	3	2	3	1	2	2	3	1	3	2	1	0	2	3	1	31	
FG Made	0	2	3	2	3	1	1	2	3	1	3	1	1	0	2	3	1	29	
Safety	0	0	0	0	1	0	0	0	0	0	0	0	0	0	0	0	0	1	
2-PT Attempts	0	1	0	0	1	0	0	0	0	0	0	0	1	0	0	0	0	3	
2-PT Made	0	0	0	0	0	0	0	0	0	0	0	0	1	0	0	0	0	1	
Time of Possession	22:37	24:32	30:03	27:25	29:46	28:14	25:44	28:51	30:33	28:33	37:17	30:43	32:19	26:40	28:11	37:33	34:54	503:55	

2023 REGULAR SEASON STEELERS GAME-BY-GAME DEFENSE																		
	09/10	09/18	09/24	10/01	10/08	10/22	10/29	11/02	11/12	11/19	11/26	12/03	12/07	12/16	12/23	12/31	01/06	Totals
	SF	CLE	@ LV	@ HOU	BAL	@ LAR	JAX	TEN	GB	@ CLE	@ CIN	ARI	NE	@ IND	@ CIN	@ SEA	@ BAL	
FIRST DOWNS																		
Total	22	20	19	24	19	19	20	23	17	20	10	18	14	19	17	17	13	311
Rushing	8	7	4	9	7	8	6	5	3	7	0	8	3	9	3	4	4	95
Passing	13	12	12	14	11	8	11	12	13	10	9	7	11	8	13	13	9	186
Penalty	1	1	3	1	1	3	3	6	1	3	1	3	0	2	1	0	0	30
THIRD DOWNS																		
Attempts	13	16	13	12	14	16	13	13	16	17	10	17	13	15	13	9	13	233
Converted	6	5	4	6	5	9	6	3	8	4	2	10	4	6	6	3	4	91
Percentage	46.2%	31.3%	30.8%	50.0%	35.7%	56.3%	46.2%	23.1%	50.0%	23.5%	20.0%	58.8%	30.8%	40.0%	46.2%	33.3%	30.8%	39.1%
FOURTH DOWNS																		
Attempts	1	2	2	1	2	0	0	2	2	1	0	0	0	2	2	0	1	18
Converted	1	0	1	0	0	0	0	1	2	1	0	0	0	1	0	0	1	8
Percentage	100.0%	0.0%	50.0%	0.0%	0.0%	0	0	50.0%	100.0%	100.0%	0	0	0	50.0%	0.0%	0	100.0%	44.4%
TOT. OFFENSE																		
Net Yards	391	408	362	451	335	354	377	340	399	259	222	282	303	372	368	369	224	5,816
Plays	66	81	67	69	67	62	65	68	65	73	41	63	55	65	61	49	57	1,074
Avg./Play	5.9	5.0	5.4	6.5	5.0	5.7	5.8	5.0	6.1	3.5	5.4	4.5	5.5	5.7	6.0	7.5	3.9	5.4
RUSHING																		
Net Yards	188	198	69	139	125	135	106	105	116	96	25	150	81	170	59	88	106	1,956
Rush. Att.	34	35	19	38	25	31	30	25	24	29	11	38	25	34	16	15	25	454
Avg./Att.	5.5	5.7	3.6	3.7	5.0	4.4	3.5	4.2	4.8	3.3	2.3	3.9	3.2	5.0	3.7	5.9	4.2	4.3
PASSING																		
Net Yards	203	210	293	312	210	219	271	235	283	163	197	132	222	202	309	281	118	3,860
Attempts	29	40	44	31	38	29	32	39	40	43	26	23	28	28	42	33	28	573
Completions	19	22	28	17	22	14	24	22	21	24	19	13	19	18	28	23	15	348
Intercepted	0	1	3	0	1	1	1	1	2	1	1	0	1	0	3	0	0	16
Gross Yards	220	235	324	312	236	231	292	262	289	165	227	145	240	215	335	290	146	4,164
Sacked	3.0	6.0	4.0	4.0	4.0	2.0	3.0	4.0	2.0	1.0	4.0	2.0	3.0	3.0	3.0	1.0	4.0	47.0
Yards Lost	17	25	31	0	26	12	21	27	6	2	30	13	18	13	26	9	28	304
ADVANCES																		
Rushes	34	35	19	38	25	31	30	25	24	29	11	38	25	34	16	15	25	454
Completions	19	22	28	17	22	14	24	22	21	24	19	13	19	18	28	23	15	348
Totals	53	57	47	55	47	45	54	47	45	53	30	51	44	52	44	38	40	802
Total Drives	12	15	12	10	12	10	11	9	11	12	10	10	13	11	11	9	12	190
PENALTIES																		
Number	11	8	7	8	2	5	6	7	5	1	5	6	7	2	3	4	3	90
Yards	85	81	60	63	20	40	72	51	32	10	36	61	59	10	20	25	26	741
FUMBLES																		
Number	3	4	1	2	4	0	2	0	2	0	1	2	0	0	1	2	2	26
Lost	1	3	0	0	2	0	2	0	0	0	0	0	0	0	0	1	2	11
PUNTING																		
Yards	134	238	262	114	154	208	131	171	179	380	251	252	395	57	132	159	377	3,594
Punts	3	5	5	3	5	4	3	3	4	8	6	5	9	2	3	3	7	78
Net Avg.	44.0	40.8	47.4	35.0	29.2	43.5	37.0	52.7	39.8	38.6	38.2	44.2	38.3	28.5	44.0	37.7	37.9	39.7
Gross Avg.	44.7	47.6	52.4	38.0	30.8	52.0	43.7	57.0	44.8	47.5	41.8	50.4	43.9	28.5	44.0	53.0	53.9	46.1
SCORING																		
Points	30	22	18	30	10	17	20	16	19	13	10	24	21	30	11	23	10	324
Q1	10	3	7	10	7	0	6	3	7	7	0	3	7	0	0	0	0	70
Q2	10	11	0	6	3	9	3	10	6	3	7	7	14	14	0	14	7	124
Q3	7	8	0	0	0	8	8	3	6	0	7	0	10	11	3	0	0	71
Q4	3	0	11	14	0	0	3	0	0	3	3	7	0	6	0	6	3	59
OT	0	0	0	0	0	0	0	0	0	0	0	0	0	0	0	0	0	0
TD Rushing	1	1	0	0	1	1	0	1	0	1	0	2	0	0	0	1	0	9
TD Passing	2	1	2	3	0	1	1	0	2	0	1	1	3	3	1	1	1	23
TD KO Returns	0	0	0	0	0	0	0	0	0	0	0	0	0	0	0	0	0	0
TD Punt Returns	0	0	0	0	0	0	0	0	0	0	0	0	0	0	0	0	0	0
TD Sp. Teams	0	0	0	0	0	0	0	0	0	0	0	0	0	0	0	0	0	0
TD Def. Returns	0	0	0	0	0	0	0	0	0	0	0	0	0	0	0	0	0	0
FG Attempts	3	3	1	3	1	3	4	3	2	2	1	1	1	0	5	1	3	37
FG Made	3	2	1	3	1	1	4	3	2	2	1	1	0	3	1	3	1	32
Safety	0	0	0	0	0	0	0	0	0	0	0	0	0	0	0	0	0	0
2-PT Attempts	0	2	1	0	0	1	1	0	0	0	0	0	0	0	1	0	0	6
2-PT Made	0	2	1	0	0	1	1	0	0	0	0	0	0	0	1	0	0	6
Time of Possession	37:23	35:28	29:57	32:35	30:14	31:46	34:16	31:09	29:27	31:27	22:43	29:17	27:41	33:20	31:49	22:27	25:06	516:05

2023 REGULAR SEASON - DEFENSIVE TAKEAWAYS						
DATE	OPPONENT	TAKEAWAY	QTR.	SCORE	YD-LINE	RESULT
09/10	San Francisco	T. Watt FR (T. Watt FF)	3	7-27	PIT-46	Downs
09/18	Cleveland	A. Highsmith INT (D. Watson)	1	7-0	CLV-30	TD
		L. Ogunjobi FR (M. Adams Sr. FF)	1	7-3	PIT-42	Fumble
		D. Kazez FR (C. Holcomb FF)	4	19-22	PIT-44	Punt
		T. Watt FR (A. Highsmith FF)	4	26-22	CLV-16	TD
09/24	at Las Vegas	L. Wallace INT (J. Garoppolo)	2	7-7	PIT-31	FG
		P. Peterson INT (J. Garoppolo)	3	16-7	PIT-19	TD
		L. Wallace INT (J. Garoppolo)	4	23-18	LV-31	EOG
10/01	at Houston	None				
10/08	Baltimore	D. Kazez FR (L. Ogunjobi FF)	2	0-10	PIT-48	FG
		J. Porter Jr. INT (L. Jackson: touchback)	4	8-10	PIT(-4)	TD
		T. Watt FR (A. Highsmith FF)	4	14-10	BLT-36	FG
10/22	at L.A. Rams	T. Watt INT (M. Stafford)	3	3-9	LA-31	TD
10/29	Jacksonville	C. Holcomb FR (K. Alexander FF)	1	0-6	PIT-29	Punt
		D. Kazez INT (T. Lawrence)	2	0-6	PIT(-5)	FG
		K. Neal FR (N. Herbig FF)	3	3-9	PIT-36	Punt
11/02	Tennessee	K. Alexander INT (W. Levis: touchback)	4	20-16	PIT(-1)	EOG
11/12	Green Bay	K. Neal INT (J. Love)	4	23-19	PIT(-8)	Punt
		D. Kazez INT (J. Love)	4	23-19	PIT-2	EOG
11/19	at Cleveland	C. Sullivan INT (D. Thompson-Robinson)	3	7-10	PIT-23	Punt
11/26	at Cincinnati	T. Thompson INT (J. Browning)	3	3-7	PIT-15	TD
12/03	Arizona	None				
12/07	New England	M. Walker INT (B. Zappe)	3	10-21	NE-46	Downs
12/16	at Indianapolis	None				
12/23	Cincinnati	P. Peterson INT (J. Browning: touchback)	1	7-0	PIT(-3)	TD
		E. Rowe INT (J. Browning)	2	14-0	CIN-39	TD
		A. Highsmith INT (J. Browning)	4	31-11	CIN-43	FG
12/31	at Seattle	N. Herbig FR (N. Herbig FF)	4	27-20	SEA-16	FG
01/06	at Baltimore	L. Ogunjobi FR (M. Robinson FF)	2	7-0	BLT-45	Fumble
		M. Golden FR (E. Rowe FF)	4	14-7	BLT-32	FG

2023 REGULAR SEASON - OFFENSIVE GIVEAWAYS						
DATE	OPPONENT	TAKEAWAY	QTR.	SCORE	YD-LINE	RESULT
09/10	San Francisco	K. Pickett INT (C. Ward)	1	0-7	SF-43	FG
		K. Pickett INT (T. Hufanga)	4	7-27	SF-26	FG
09/18	Cleveland	K. Pickett INT (G. Delpit)	1	7-3	PIT-19	Missed FG
		G. Olszewski fumble (D. Ward FF; G. Delpit FR)	1	7-3	PIT-37	TD
09/24	at Las Vegas	None				
10/01	at Houston	K. Pickett INT (S. Nelson)	1	0-7	HST-22	FG
10/08	Baltimore	None				
10/22	at L.A. Rams	None				
10/29	Jacksonville	M. Trubisky INT (A. Wingard)	4	10-17	JAX-41	FG
		M. Trubisky INT (A. Johnson)	4	10-20	JAX-6	EOG
11/02	Tennessee	None				
11/12	Green Bay	None				
11/19	at Cleveland	None				
11/26	at Cincinnati	J. Warren fumble (Z. Carter FF; D. Turner II FR)	1	0-0	CIN-11	Punt
12/03	Arizona	M. Trubisky fumble (D. Stills FR)	3	3-10	PIT-21	TD
12/07	New England	M. Trubisky INT (J. Peppers)	2	3-7	PIT-43	TD
12/16	at Indianapolis	M. Trubisky INT (N. Cross)	2	13-7	IND-11	Downs
		N. Harris fumble (E. Speed FF; J. Blackmon FR)	3	13-14	PIT-18	TD
		M. Trubisky INT (J. Blackmon)	4	13-27	IND-30	Missed FG
12/23	Cincinnati	None				
12/31	at Seattle	None				
01/06	at Baltimore	J. Warren fumble (D. Phillips FF; A. Maulet FR)	2	7-0	BLT-33	Punt
		M. Rudolph fumble (K. Van Noy FF; B. Washington FR)	2	7-7	BLT-37	End of Half

2023 REGULAR SEASON - SPECIAL TEAMS/MISC GIVEAWAYS						
DATE	OPPONENT	TAKEAWAY	QTR.	SCORE	YD-LINE	RESULT
10/08	Baltimore	G. Olszewski fumble (J. Moon FF; K. Seymour FR)	4	8-10	PIT-27	INT

2023 REGULAR SEASON - TURNOVERS		
Offense:	15 Giveaways 41 Points (4 TD, 4 FG)	Ratio +11 (27 takes, 16 gives)
Defense:	27 Takeaways 76 Points (8 TD, 7 FG)	
Special Teams:	1 Giveaway 0 Points (0 TD, 0 FG)	Points Off Turnovers Ratio +35 (76 scored, 41 allowed)
	0 Takeaways 0 Points (0 TD, 0 FG)	

DATE	OPPONENT	FORCED TURNOVERS			TURNOVERS CONVERTED				OUTCOME		
		FUM	INTS	TOTAL	TD	FG	PTS.	PTS. PCT.	TD PCT.	NET DIFF.	RESULT
09/10	Pittsburgh	1	0	1	0	0	0	0.0	0.0	-1	L
	San Francisco	0	2	2	0	2	6	100.0	0.0	+1	W
09/18	Pittsburgh	3	1	4	2	0	14	50.0	100.0	+2	W
	Cleveland	1	1	2	1	0	8	50.0	100.0	-2	L
09/24	Pittsburgh	0	3	3	1	1	10	66.7	50.0	+3	W
	at Las Vegas	0	0	0	0	0	0	0.0	0.0	-3	L
10/01	Pittsburgh	0	0	0	0	0	0	0.0	0.0	-1	L
	at Houston	0	1	1	0	1	3	100.0	0.0	+1	W
10/08	Pittsburgh	2	1	3	1	2	12	100.0	33.3	+2	W
	Baltimore	1	0	1	0	0	0	0.0	0.0	-2	L
10/22	Pittsburgh	0	1	1	1	0	7	100.0	100.0	+1	W
	at L.A. Rams	0	0	0	0	0	0	0.0	0.0	-1	L
10/29	Pittsburgh	2	1	3	0	1	3	33.3	0.0	+1	L
	Jacksonville	0	2	2	0	1	3	50.0	0.0	-1	W
11/02	Pittsburgh	0	1	1	0	0	0	0.0	0.0	+1	W
	Tennessee	0	0	0	0	0	0	0.0	0.0	-1	L
11/12	Pittsburgh	0	2	2	0	0	0	0.0	0.0	+2	W
	Green Bay	0	0	0	0	0	0	0.0	0.0	-2	L
11/19	Pittsburgh	0	1	1	0	0	0	0.0	0.0	+1	L
	at Cleveland	0	0	0	0	0	0	0.0	0.0	-1	W
11/26	Pittsburgh	0	1	1	1	0	7	100.0	100.0	0	W
	at Cincinnati	1	0	1	0	0	0	0.0	0.0	0	L
12/03	Pittsburgh	0	0	0	0	0	0	0.0	0.0	-1	L
	Arizona	1	0	1	1	0	7	100.0	100.0	+1	W
12/07	Pittsburgh	0	1	1	0	0	0	0.0	0.0	0	L
	New England	0	1	1	1	0	7	100.0	100.0	0	W
12/16	Pittsburgh	0	0	0	0	0	0	0.0	0.0	-3	L
	at Indianapolis	1	2	3	1	0	7	33.3	100.0	+3	W
12/23	Pittsburgh	0	3	3	2	1	17	100.0	66.7	+3	W
	Cincinnati	0	0	0	0	0	0	0.0	0.0	-3	L
12/31	Pittsburgh	1	0	1	0	1	3	100.0	0.0	+1	W
	at Seattle	0	0	0	0	0	0	0.0	0.0	-1	L
01/06	Pittsburgh	2	0	2	0	1	3	50.0	0.0	0	W
	at Baltimore	2	0	2	0	0	0	0.0	0.0	0	L
	STEELERS	11	16	27	8	7	76	55.6	53.3	+11	10-7
	OPPONENTS	7	9	16	4	4	41	50.0	50.0	-11	7-10

2023 REGULAR SEASON INDIVIDUAL GAME-BY-GAME STATS														
PASSING:		CONNOR HEYWARD												
DATE	OPP	ATT	CMP	YDS	CMP%	Y/A	Y/C	TD	TD%	INT	INT%	LG	SK/YD	RATE
09/10	San Francisco	0	0	0	0.0%	0.0	0.0	0	0.0%	0	0.0%	0	0/0	0.0
09/18	Cleveland	0	0	0	0.0%	0.0	0.0	0	0.0%	0	0.0%	0	0/0	0.0
09/24	at Las Vegas	0	0	0	0.0%	0.0	0.0	0	0.0%	0	0.0%	0	0/0	0.0
10/01	at Houston	0	0	0	0.0%	0.0	0.0	0	0.0%	0	0.0%	0	0/0	0.0
10/08	Baltimore	0	0	0	0.0%	0.0	0.0	0	0.0%	0	0.0%	0	0/0	0.0
10/22	at L.A. Rams	0	0	0	0.0%	0.0	0.0	0	0.0%	0	0.0%	0	0/0	0.0
10/29	Jacksonville	0	0	0	0.0%	0.0	0.0	0	0.0%	0	0.0%	0	0/0	0.0
11/02	Tennessee	0	0	0	0.0%	0.0	0.0	0	0.0%	0	0.0%	0	0/0	0.0
11/12	Green Bay	0	0	0	0.0%	0.0	0.0	0	0.0%	0	0.0%	0	0/0	0.0
11/19	at Cleveland	0	0	0	0.0%	0.0	0.0	0	0.0%	0	0.0%	0	0/0	0.0
11/26	at Cincinnati	0	0	0	0.0%	0.0	0.0	0	0.0%	0	0.0%	0	0/0	0.0
12/03	Arizona	0	0	0	0.0%	0.0	0.0	0	0.0%	0	0.0%	0	0/0	0.0
12/07	New England	1	0	0	0.0%	0.0	0.0	0	0.0%	0	0.0%	0	0/0	39.6
12/16	at Indianapolis	0	0	0	0.0%	0.0	0.0	0	0.0%	0	0.0%	0	0/0	0.0
12/23	Cincinnati	0	0	0	0.0%	0.0	0.0	0	0.0%	0	0.0%	0	0/0	0.0
12/31	at Seattle	0	0	0	0.0%	0.0	0.0	0	0.0%	0	0.0%	0	0/0	0.0
01/06	at Baltimore	0	0	0	0.0%	0.0	0.0	0	0.0%	0	0.0%	0	0/0	0.0
TOTALS		1	0	0	0.0%	0.0	0.0	0	0.0%	0	0.0%	0	0/0	39.6

PASSING:		KENNY PICKETT												
DATE	OPP	ATT	CMP	YDS	CMP%	Y/A	Y/C	TD	TD%	INT	INT%	LG	SK/YD	RATE
09/10	San Francisco	46	31	232	67.4%	5.0	7.5	1	2.2%	2	4.3%	31	5/34	68.4
09/18	Cleveland	30	15	222	50.0%	7.4	14.8	1	3.3%	1	3.3%	71t	2/22	71.8
09/24	at Las Vegas	28	16	235	57.1%	8.4	14.7	2	7.1%	0	0.0%	72t	1/7	108.5
10/01	at Houston	23	15	114	65.2%	5.0	7.6	0	0.0%	1	4.3%	32	3/21	59.0
10/08	Baltimore	32	18	224	56.3%	7.0	12.4	1	3.1%	0	0.0%	41t	3/22	88.5
10/22	at L.A. Rams	25	17	230	68.0%	9.2	13.5	0	0.0%	0	0.0%	39	2/16	97.1
10/29	Jacksonville	16	10	73	62.5%	4.6	7.3	0	0.0%	0	0.0%	16	1/5	73.2
11/02	Tennessee	30	19	160	63.3%	5.3	8.4	1	3.3%	0	0.0%	32	0/0	88.2
11/12	Green Bay	23	14	126	60.9%	5.5	9.0	0	0.0%	0	0.0%	28	1/7	75.6
11/19	at Cleveland	28	15	106	53.6%	3.8	7.1	0	0.0%	0	0.0%	14	3/29	62.5
11/26	at Cincinnati	33	24	278	72.7%	8.4	11.6	0	0.0%	0	0.0%	43	2/10	97.8
12/03	Arizona	10	7	70	70.0%	7.0	10.0	0	0.0%	0	0.0%	38	0/0	89.6
12/07	New England													
12/16	at Indianapolis													
12/23	Cincinnati													
12/31	at Seattle													
01/06	at Baltimore													
TOTALS		324	201	2,070	62.0%	6.4	10.3	6	1.9%	4	1.2%	72T	23/173	81.4

PASSING:		MASON RUDOLPH												
DATE	OPP	ATT	CMP	YDS	CMP%	Y/A	Y/C	TD	TD%	INT	INT%	LG	SK/YD	RATE
09/10	San Francisco													
09/18	Cleveland													
09/24	at Las Vegas													
10/01	at Houston													
10/08	Baltimore													
10/22	at L.A. Rams													
10/29	Jacksonville													
11/02	Tennessee													
11/12	Green Bay													
11/19	at Cleveland													
11/26	at Cincinnati													
12/03	Arizona													
12/07	New England													
12/16	at Indianapolis	3	2	3	66.7%	1.0	1.5	0	0.0%	0	0.0%	6	1/11	70.1
12/23	Cincinnati	27	17	290	63.0%	10.7	17.1	2	7.4%	0	0.0%	86t	1/6	124.0
12/31	at Seattle	24	18	274	75.0%	11.4	15.2	0	0.0%	0	0.0%	42	1/8	112.2
01/06	at Baltimore	20	18	152	90.0%	7.6	8.4	1	5.0%	0	0.0%	71t	3/18	115.0
TOTALS		74	55	719	74.3%	9.7	13.1	3	4.1%	0	0.0%	86T	6/43	118.0

PASSING:		MITCH TRUBISKY												
DATE	OPP	ATT	CMP	YDS	CMP%	Y/A	Y/C	TD	TD%	INT	INT%	LG	SK/YD	RATE
09/10	San Francisco													
09/18	Cleveland													
09/24	at Las Vegas													
10/01	at Houston	5	3	18	60.0%	3.6	6.0	0	0.0%	0	0.0%	8	0/0	67.1
10/08	Baltimore													
10/22	at L.A. Rams													
10/29	Jacksonville	27	15	138	55.6%	5.1	9.2	1	3.7%	2	7.4%	22t	2/15	51.2
11/02	Tennessee													
11/12	Green Bay													
11/19	at Cleveland													
11/26	at Cincinnati													
12/03	Arizona	17	11	117	64.7%	6.9	10.6	1	5.9%	0	0.0%	26	0/0	104.3
12/07	New England	35	22	190	62.9%	5.4	8.6	1	2.9%	1	2.9%	25t	2/8	74.7
12/16	at Indianapolis	23	16	169	69.6%	7.3	10.6	1	4.3%	2	8.7%	25	3/19	68.9
12/23	Cincinnati													
12/31	at Seattle													
01/06	at Baltimore													
TOTALS		107	67	632	62.6%	5.9	9.4	4	3.7%	5	4.7%	26	7/42	71.9

2023 REGULAR SEASON INDIVIDUAL GAME-BY-GAME STATS																
RUSHING:		CALVIN AUSTIN III				NAJEE HARRIS				CONNOR HEYWARD						
DATE	OPP	NO.	YDS	AVG	LG	TD	NO.	YDS	AVG	LG	TD	NO.	YDS	AVG	LG	TD
09/10	San Francisco	0	0	0.0	--	0	6	31	5.2	24	0	0	0	0.0	--	0
09/18	Cleveland	1	-2	-2.0	-2	0	10	43	4.3	21	0	0	0	0.0	--	0
09/24	at Las Vegas	0	0	0.0	--	0	19	65	3.4	17	0	1	0	0.0	--	0
10/01	at Houston	1	5	5.0	5	0	14	71	5.1	23	0	0	0	0.0	--	0
10/08	Baltimore	0	0	0.0	--	0	14	37	2.6	8	0	0	0	0.0	--	0
10/22	at L.A. Rams	1	1	1.0	1	0	14	53	3.8	10	1	0	0	0.0	--	0
10/29	Jacksonville	2	10	5.0	10	0	7	13	1.9	3	0	0	0	0.0	--	0
11/02	Tennessee	2	10	5.0	8	0	16	69	4.3	25	1	0	0	0.0	--	0
11/12	Green Bay	1	6	6.0	6	0	16	82	5.1	24	1	0	0	0.0	--	0
11/19	at Cleveland	0	0	0.0	--	0	12	35	2.9	17	0	0	0	0.0	--	0
11/26	at Cincinnati	0	0	0.0	--	0	15	99	6.6	22	1	0	0	0.0	--	0
12/03	Arizona	0	0	0.0	--	0	16	63	3.9	11	0	0	0	0.0	--	0
12/07	New England	1	12	12.0	12	0	12	29	2.4	7	0	0	0	0.0	--	0
12/16	at Indianapolis	0	0	0.0	--	0	12	33	2.8	15	0	0	0	0.0	--	0
12/23	Cincinnati	1	7	7.0	7t	1	19	78	4.1	13	1	0	0	0.0	--	0
12/31	at Seattle	0	0	0.0	--	0	27	122	4.5	23	2	0	0	0.0	--	0
01/06	at Baltimore	1	8	8.0	8	0	26	112	4.3	15	1	0	0	0.0	--	0
TOTALS		11	57	5.2	12	1	255	1,035	4.1	25	8	1	0	0.0	--	0

RUSHING:		GEORGE PICKENS				KENNY PICKETT				MASON RUDOLPH						
DATE	OPP	NO.	YDS	AVG	LG	TD	NO.	YDS	AVG	LG	TD	NO.	YDS	AVG	LG	TD
09/10	San Francisco	0	0	0.0	--	0	1	4	4.0	4	0					
09/18	Cleveland	0	0	0.0	--	0	4	-6	-1.5	-1	0					
09/24	at Las Vegas	0	0	0.0	--	0	3	11	3.7	10	0					
10/01	at Houston	0	0	0.0	--	0	2	9	4.5	8	0					
10/08	Baltimore	1	16	16.0	16	0	6	-6	-1.0	2	0					
10/22	at L.A. Rams	0	0	0.0	--	0	8	0	0.0	2	1					
10/29	Jacksonville	0	0	0.0	--	0	1	10	10.0	10	0					
11/02	Tennessee	0	0	0.0	--	0	1	-1	-1.0	-1	0					
11/12	Green Bay	0	0	0.0	--	0	4	16	4.0	11	0					
11/19	at Cleveland	1	-1	-1.0	-1	0	4	9	2.3	5	0					
11/26	at Cincinnati	0	0	0.0	--	0	5	5	1.0	5	0					
12/03	Arizona	0	0	0.0	--	0	3	3	1.0	2	0					
12/07	New England	0	0	0.0	--	0										
12/16	at Indianapolis	0	0	0.0	--	0										
12/23	Cincinnati	0	0	0.0	--	0										
12/31	at Seattle	0	0	0.0	--	0										
01/06	at Baltimore	1	3	3.0	3	0										
TOTALS		3	18	6.0	16	0	42	54	1.3	11	1	10	8	0.8	7	0

RUSHING:		MITCH TRUBISKY				JAYLEN WARREN					
DATE	OPP	NO.	YDS	AVG	LG	TD	NO.	YDS	AVG	LG	TD
09/10	San Francisco						3	6	2.0	3	0
09/18	Cleveland						6	20	3.3	8	0
09/24	at Las Vegas						8	29	3.6	11	0
10/01	at Houston	0	0	0.0	--	0	8	29	3.6	18	0
10/08	Baltimore						9	40	4.4	16	0
10/22	at L.A. Rams						6	32	5.3	13t	1
10/29	Jacksonville	3	18	6.0	8	0	5	19	3.8	8	0
11/02	Tennessee						11	88	8.0	22	0
11/12	Green Bay						15	101	6.7	20	1
11/19	at Cleveland						9	129	14.3	74t	1
11/26	at Cincinnati						13	49	3.8	9	0
12/03	Arizona	3	5	1.7	6	0	9	59	6.6	18	0
12/07	New England	8	30	3.8	15	1	7	11	1.6	7	0
12/16	at Indianapolis	2	1	0.5	1t	1	10	40	4.0	11	0
12/23	Cincinnati						8	24	3.0	5	0
12/31	at Seattle						13	75	5.8	23	1
01/06	at Baltimore						9	33	3.7	23	0
TOTALS		16	54	3.4	15	2	149	784	5.3	74T	4

2023 REGULAR SEASON INDIVIDUAL GAME-BY-GAME STATS

RECEIVING:		CALVIN AUSTIN III				MILES BOYKIN				PAT FREIERMUTH						
DATE	OPP.	NO.	YDS	AVG	LG	TD	NO.	YDS	AVG	LG	TD	NO.	YDS	AVG	LG	TD
09/10	San Francisco	6	37	6.2	13	0	0	0	0.0	--	0	1	3	3.0	3t	1
09/18	Cleveland	1	10	10.0	10	0	1	5	5.0	5	0	1	2	2.0	2	0
09/24	at Las Vegas	2	72	36.0	72t	1	0	0	0.0	--	0	3	41	13.7	14	1
10/01	at Houston	3	24	8.0	12	0	0	0	0.0	--	0	3	7	2.3	9	0
10/08	Baltimore	0	0	0.0	--	0	0	0	0.0	--	0	ON INACTIVE LIST				
10/22	at L.A. Rams	0	0	0.0	--	0	0	0	0.0	--	0	INJURED RESERVE				
10/29	Jacksonville	2	19	9.5	12	0	0	0	0.0	--	0	INJURED RESERVE				
11/02	Tennessee	0	0	0.0	--	0	1	6	6.0	6	0	INJURED RESERVE				
11/12	Green Bay	1	3	3.0	3	0	0	0	0.0	--	0	INJURED RESERVE				
11/19	at Cleveland	0	0	0.0	--	0	0	0	0.0	--	0	1	7	7.0	7	0
11/26	at Cincinnati	1	5	5.0	5	0	0	0	0.0	--	0	9	120	13.3	29	0
12/03	Arizona	1	10	10.0	10	0	0	0	0.0	--	0	3	29	9.7	12	0
12/07	New England	0	0	0.0	--	0	0	0	0.0	--	0	3	18	6.0	7	0
12/16	at Indianapolis	0	0	0.0	--	0	0	0	0.0	--	0	3	16	5.3	6	0
12/23	Cincinnati	0	0	0.0	--	0	1	6	6.0	6	0	0	0	0.0	--	0
12/31	at Seattle	0	0	0.0	--	0	0	0	0.0	--	0	3	44	14.7	25	0
01/06	at Baltimore	0	0	0.0	--	0	0	0	0.0	--	0	2	21	10.5	13	0
TOTALS		17	180	10.6	72T	1	3	17	5.7	6	0	32	308	9.6	29	2

RECEIVING:		NAJEE HARRIS				CONNOR HEYWARD				DIONTAE JOHNSON						
DATE	OPP.	NO.	YDS	AVG	LG	TD	NO.	YDS	AVG	LG	TD	NO.	YDS	AVG	LG	TD
09/10	San Francisco	2	2	1.0	4	0	2	19	9.5	11	0	3	48	16.0	26	0
09/18	Cleveland	1	0	0.0	--	0	0	0	0.0	--	0	INJURED RESERVE				
09/24	at Las Vegas	0	0	0.0	--	0	0	0	0.0	--	0	INJURED RESERVE				
10/01	at Houston	1	32	32.0	32	0	0	0	0.0	--	0	INJURED RESERVE				
10/08	Baltimore	1	3	3.0	3	0	3	23	7.7	12	0	INJURED RESERVE				
10/22	at L.A. Rams	3	15	5.0	8	0	2	23	11.5	12	0	5	79	15.8	39	0
10/29	Jacksonville	5	42	8.4	13	0	5	24	4.8	9	0	8	85	10.6	16	0
11/02	Tennessee	2	7	3.5	4	0	2	16	8.0	11	0	7	90	12.9	32	1
11/12	Green Bay	3	14	4.7	8	0	3	32	10.7	13	0	1	17	17.0	17	0
11/19	at Cleveland	1	1	1.0	1	0	0	0	0.0	--	0	2	16	8.0	7	0
11/26	at Cincinnati	0	0	0.0	--	0	2	11	5.5	10	0	4	50	12.5	39	0
12/03	Arizona	2	14	7.0	10	0	0	0	0.0	--	0	4	33	8.3	26	1
12/07	New England	3	19	6.3	14	0	2	15	7.5	10	0	3	57	19.0	25t	1
12/16	at Indianapolis	0	0	0.0	--	0	0	0	0.0	--	0	4	62	15.5	25	1
12/23	Cincinnati	0	0	0.0	--	0	0	0	0.0	--	0	2	15	7.5	10	0
12/31	at Seattle	0	0	0.0	--	0	0	0	0.0	--	0	4	76	19.0	42	0
01/06	at Baltimore	5	21	4.2	7	0	2	4	2.0	2	0	4	89	22.3	71t	1
TOTALS		29	170	5.9	32	0	23	167	7.3	13	0	51	717	14.1	71T	5

RECEIVING:		ANTHONY MCFARLAND JR.				GUNNER OLSZEWSKI				GEORGE PICKENS						
DATE	OPP.	NO.	YDS	AVG	LG	TD	NO.	YDS	AVG	LG	TD	NO.	YDS	AVG	LG	TD
09/10	San Francisco	2	11	5.5	6	0	ON INACTIVE LIST				5	36	7.2	9	0	
09/18	Cleveland	INJURED RESERVE				1	0	0.0	--	0	4	127	31.8	71t	1	1
09/24	at Las Vegas	INJURED RESERVE				ON INACTIVE LIST				4	75	18.8	32	0	0	
10/01	at Houston	INJURED RESERVE				ON INACTIVE LIST				3	25	8.3	17	0	0	
10/08	Baltimore	INJURED RESERVE				0	0	0.0	--	0	6	130	21.7	41t	1	1
10/22	at L.A. Rams	INJURED RESERVE - DESIGNATED FOR RETURN				NOT ON ANY TEAM				5	107	21.4	31	0	0	
10/29	Jacksonville	INJURED RESERVE - DESIGNATED FOR RETURN				Giants				1	22	22.0	22t	1	1	
11/02	Tennessee	INJURED RESERVE - DESIGNATED FOR RETURN				Giants				2	-1	-0.5	2	0	0	
11/12	Green Bay	0	0	0.0	--	0	Giants				3	45	15.0	28	0	
11/19	at Cleveland	0	0	0.0	--	0	Giants				4	38	9.5	14	0	
11/26	at Cincinnati	ON INACTIVE LIST				Giants				3	58	19.3	43	0	0	
12/03	Arizona	ON INACTIVE LIST				Giants				4	86	21.5	38	0	0	
12/07	New England	INACTIVE				Giants				5	19	3.8	7	0	0	
12/16	at Indianapolis	ON INACTIVE LIST				Giants				3	47	15.7	17	0	0	
12/23	Cincinnati	DID NOT PLAY				Giants				4	195	48.8	86t	2	2	
12/31	at Seattle	PRACTICE SQUAD				Giants				7	131	18.7	37	0	0	
01/06	at Baltimore	PRACTICE SQUAD				Giants				0	0	0.0	--	0	0	
TOTALS		2	11	5.5	6	0	1	0	0.0	--	0	63	1,140	18.1	86T	5

RECEIVING:		ALLEN ROBINSON II				JAYLEN WARREN				DARNELL WASHINGTON						
DATE	OPP.	NO.	YDS	AVG	LG	TD	NO.	YDS	AVG	LG	TD	NO.	YDS	AVG	LG	TD
09/10	San Francisco	5	64	12.8	31	0	5	12	2.4	9	0	0	0	0.0	--	0
09/18	Cleveland	2	12	6.0	7	0	4	66	16.5	30	0	0	0	0.0	--	0
09/24	at Las Vegas	4	24	6.0	8	0	3	23	7.7	16	0	0	0	0.0	--	0
10/01	at Houston	1	8	8.0	8	0	6	26	4.3	7	0	1	10	10.0	10	0
10/08	Baltimore	5	29	5.8	10	0	3	39	13.0	23	0	0	0	0.0	--	0
10/22	at L.A. Rams	1	7	7.0	7	0	1	-1	-1.0	-1	0	0	0	0.0	--	0
10/29	Jacksonville	0	0	0.0	--	0	4	19	4.8	11	0	0	0	0.0	--	0
11/02	Tennessee	1	10	10.0	10	0	3	25	8.3	9	0	1	7	7.0	7	0
11/12	Green Bay	0	0	0.0	--	0	2	9	4.5	6	0	1	6	6.0	6	0
11/19	at Cleveland	3	20	6.7	11	0	3	16	5.3	14	0	1	8	8.0	8	0
11/26	at Cincinnati	1	11	11.0	11	0	3	13	4.3	15	0	1	10	10.0	10	0
12/03	Arizona	3	19	6.3	8	0	1	4	-0.0	-4	0	0	0	0.0	--	0
12/07	New England	1	21	21.0	21	0	4	29	7.3	12	0	1	12	12.0	12	0
12/16	at Indianapolis	3	19	6.3	8	0	5	28	5.6	11	0	0	0	0.0	--	0
12/23	Cincinnati	4	36	9.0	14	0	5	30	6.0	18	0	1	8	8.0	8	0
12/31	at Seattle	0	0	0.0	--	0	4	23	5.8	10	0	0	0	0.0	--	0
01/06	at Baltimore	0	0	0.0	--	0	5	17	3.4	7	0	0	0	0.0	--	0
TOTALS		34	280	8.2	31	0	61	370	6.1	30	0	7	61	8.7	12	0

DATE	OPP.	ISAIAH H. LOUDERMILK										KEAMU NEAL										LARRY OGUNJOBI														
		S	A	TK	TFL	FLY	SK	SKY	INT	FR	FF	PR	PD	S	A	TK	TFL	FLY	SK	SKY	INT	FR	FF	PR	PD	S	A	TK	TFL	FLY	SK	SKY	INT	FR	FF	PR
09/10	San Francisco	0	1	1	0	0	0.0	0	0	0	0	2	2	3	5	0	0	0.0	0	0	0	0	0	0	2	0	2	0	0	0	0	0	0	0	0	0
09/18	Cleveland	0	0	0	0	0	0.0	0	0	0	0	0	4	2	6	0	0	0.0	0	0	0	0	0	1	3	1	4	1	7	10.7	0	1	0	1	2	0
09/24	at Las Vegas	0	0	0	0	0	0.0	0	0	0	0	0	2	2	4	0	0	0.0	0	0	0	0	0	0	0	1	1	0	0	0	0.0	0	0	0	0	0
10/01	at Houston	1	0	1	0	0	0.0	0	0	0	0	0	2	2	4	1	5	0.0	0	0	0	0	0	0	2	2	4	0	0	0	0.0	0	0	0	0	0
10/08	Baltimore	0	2	2	0	0	0.0	0	0	0	0	0	5	0	5	0	0	0.0	0	0	0	0	0	0	1	0	1	0	0	0	0.0	0	0	0	1	0
10/22	at L.A. Rams	0	0	0	0	0	0.0	0	0	0	0	0	4	0	4	0	0	0.0	0	0	0	0	0	0	2	2	4	1	6	10.6	0	0	0	0	1	0
10/29	Jacksonville	1	1	2	0	0	0.0	0	0	0	0	0	7	0	7	0	0	0.0	0	1	0	0	0	0	3	2	5	0	0	0	0.0	0	0	0	0	0
11/02	Tennessee	0	2	2	0	0	0.0	0	0	0	0	0	3	4	7	0	0	0.0	0	0	0	0	0	0	3	2	5	0	0	0	0.0	0	0	0	1	0
11/12	Green Bay	2	0	2	0	0	0.0	0	0	0	0	0	4	4	8	0	0	0.0	1	0	0	0	1	0	1	0	1	0	0	0	0.0	0	0	0	0	0
11/19	at Cleveland	0	1	1	0	0	0.0	0	0	0	0	0	DID NOT PLAY										0	1	1	0	0	0	0.0	0	0	0	1	0		
11/26	at Cincinnati	0	0	0	0	0	0.0	0	0	0	0	0	INJURED RESERVE										0	0	0	0	0	0	0.0	0	0	0	1	1		
12/03	Arizona	2	1	3	0	0	0.0	0	0	0	0	0	INJURED RESERVE										0	3	3	0	0	0	0.0	0	0	0	0	1		
12/07	New England	0	0	0	0	0	0.0	0	0	0	0	0	INJURED RESERVE										0	2	2	0	0	0	0.0	0	0	0	0	0		
12/16	at Indianapolis	ON INACTIVE LIST										INJURED RESERVE										2	2	4	1	3	10.3	0	0	0	0	1	0			
12/23	Cincinnati	0	0	0	0	0	0.0	0	0	0	1	0	INJURED RESERVE										1	1	2	0	0	0	0.0	0	0	0	0	0		
12/31	at Seattle	1	0	1	0	0	0.0	0	0	0	0	0	INJURED RESERVE										1	2	3	0	0	0	0.0	0	0	0	1	0		
01/06	at Baltimore	1	0	1	0	0	0.0	0	0	0	0	0	INJURED RESERVE										1	0	1	0	0	0	0.0	0	1	0	0	0		
TOTALS		8	8	16	0	0	0.0	0	0	0	1	2	33	17	50	1	5	0.0	0	1	1	0	0	2	21	22	43	3	16	30.6	0	2	1	8	2	0

DATE	OPP.	PATRICK PETERSON										JAMES PIERRE										JOEY PORTER JR.														
		S	A	TK	TFL	FLY	SK	SKY	INT	FR	FF	PR	PD	S	A	TK	TFL	FLY	SK	SKY	INT	FR	FF	PR	PD	S	A	TK	TFL	FLY	SK	SKY	INT	FR	FF	PR
09/10	San Francisco	0	2	2	0	0	0.0	0	0	0	0	2	0	0	0	0	0	0.0	0	0	0	0	0	0	1	0	1	0	0	0	0.0	0	0	0	0	0
09/18	Cleveland	2	0	2	0	0	0.0	0	0	0	0	1	0	0	0	0	0	0.0	0	0	0	0	0	0	0	0	0	0	0	0	0.0	0	0	0	0	0
09/24	at Las Vegas	4	1	5	0	0	0.0	1	0	0	0	1	0	0	0	0	0	0.0	0	0	0	0	0	0	2	0	2	0	0	0	0.0	0	0	0	0	0
10/01	at Houston	3	2	5	0	0	0.0	0	0	0	0	1	0	0	0	0	0	0.0	0	0	0	0	0	0	0	0	0	0	0	0	0.0	0	0	0	0	0
10/08	Baltimore	1	0	1	0	0	0.0	0	0	0	0	1	0	0	0	0	0	0.0	0	0	0	0	0	0	0	2	2	0	0	0	0.0	1	0	0	0	1
10/22	at L.A. Rams	3	0	3	0	0	0.0	0	0	0	0	0	0	0	0	0	0	0.0	0	0	0	0	0	0	2	1	3	0	0	0	0.0	0	0	0	0	1
10/29	Jacksonville	2	0	2	0	0	0.0	0	0	0	0	0	0	0	0	0	0	0.0	0	0	0	0	0	0	4	1	5	0	0	0	0.0	0	0	0	0	0
11/02	Tennessee	3	0	3	0	0	0.0	0	0	0	1	0	0	0	0	0	0	0.0	0	0	0	0	0	0	0	3	0	3	0	0	0.0	0	0	0	0	1
11/12	Green Bay	2	0	2	0	0	0.0	0	0	0	1	0	0	0	0	0	0	0.0	0	0	0	0	0	0	3	1	4	1	5	0.0	0	0	0	0	0	0
11/19	at Cleveland	3	0	3	0	0	0.0	0	0	0	1	0	0	0	0	0	0	0.0	0	0	0	0	0	0	0	5	1	6	0	0	0.0	0	0	0	0	1
11/26	at Cincinnati	1	1	2	0	0	0.0	0	0	0	1	0	0	0	0	0	0	0.0	0	0	0	0	0	0	0	1	2	0	0	0	0.0	0	0	0	0	1
12/03	Arizona	0	0	0	0	0	0.0	0	0	0	0	0	0	0	0	0	0	0.0	0	0	0	0	0	0	2	2	4	0	0	0	0.0	0	0	0	0	0
12/07	New England	3	0	3	0	0	0.0	0	0	0	0	0	INACTIVE										4	0	4	0	0	0	0.0	0	0	0	1			
12/16	at Indianapolis	2	1	3	0	0	0.0	0	0	0	0	0	1	0	1	0	0	0.0	0	0	0	0	0	0	2	1	3	0	0	0	0.0	0	0	0	0	1
12/23	Cincinnati	1	1	2	0	0	0.0	1	0	0	1	0	0	0	0	0	0	0.0	0	0	0	0	0	0	2	0	2	0	0	0	0.0	0	0	0	0	1
12/31	at Seattle	3	0	3	0	0	0.0	0	0	0	0	0	0	0	0	0	0	0.0	0	0	0	0	0	0	1	0	1	0	0	0	0.0	0	0	0	0	1
01/06	at Baltimore	1	0	1	0	0	0.0	0	0	0	0	0	0	0	0	0	0	0.0	0	0	0	0	0	0	0	0	0	0	0	0	0.0	0	0	0	0	0
TOTALS		34	8	42	0	0	0.0	2	0	0	11	1	0	1	0	0	0.0	0	0	0	0	0	0	32	10	42	1	5	0.0	0	1	5	0	0	10	

DATE	OPP.	ELIJAH RILEY										ELANDON ROBERTS										MARK ROBINSON															
		S	A	TK	TFL	FLY	SK	SKY	INT	FR	FF	PR	PD	S	A	TK	TFL	FLY	SK	SKY	INT	FR	FF	PR	PD	S	A	TK	TFL	FLY	SK	SKY	INT	FR	FF	PR	PD
09/10	San Francisco	0	0	0	0	0	0.0	0	0	0	0	0	6	2	8	2	2	0.0	0	0	0	0	0	0	0	0	0	0	0	0	0.0	0	0	0	0	0	
09/18	Cleveland	1	0	1	1	2	1.0	2.0	0	0	0	1	2	0	2	0	0	0.0	0	0	0	0	0	0	0	0	0	0	0	0	0.0	0	0	0	0	0	
09/24	at Las Vegas	0	0	0	0	0	0.0	0	0	0	0	0	1	2	3	0	0	0.0	0	0	0	0	0	0	2	0	2	0	0	0	0.0	0	0	0	0	0	
10/01	at Houston	0	0	0	0	0	0.0	0	0	0	0	0	5	5	10	1	0	0.0	0	0	0	0	2	0	0	0	0	0	0	0	0	0.0	0	0	0	0	0
10/08	Baltimore	0	0	0	0	0	0.0	0	0	0	0	0	5	3	8	0	0	0.0	0	0	0	0	0	0	0	0	0	0	0	0	0.0	0	0	0	0	0	
10/22	at L.A. Rams	0	0	0	0	0	0.0	0	0	0	0	0	3	0	3	0	0	0.0	0	0	0	0	0	0	0	0	0	0	0	0	0.0	0	0	0	0	0	
10/29	Jacksonville	0	0	0	0	0	0.0	0	0	0	0	0	4	1	5	1	6	1.5	9.5	0	0	0	2	0	0	0	0	0	0	0	0	0.0	0	0	0	0	0
11/02	Tennessee	0	0	0	0	0	0.0	0	0	0	0	0	4	5	9	1	1	0.0	0	0	0	0	0	0	0	0	0	0	0	0	0.0	0	0	0	0	0	
11/12	Green Bay	2	1	3	1	5	0.0	0	0	0	0	0	6	2	8	1	2	0.0	0	0	0	0	1	0	2	1	3	0	0	0	0.0	0	0	0	0	0	
11/19	at Cleveland	INJURED RESERVE										11	4	15	2	4	0.0	0	0	0	0	0	0	0	0	0	0	0	0	0	0.0	0	0	0	0	0	
11/26	at Cincinnati	INJURED RESERVE										4	2	6	1	6	0.0	0	0	0	0	0	0	0	0	0	0	0	0	0	0.0	0	0	0	0	0	
12/03	Arizona	INJURED RESERVE										1	2	3	0	0	0.0	0	0	0	0	0	0	0	4	3	7	0	0	0	0.0	0	0	0	0	0	
12/07	New England	INJURED RESERVE										2	4	6	1	10	1.0	10.0	0	0	0	1	1	0	1	0	1	0	0	0	0.0	0	0	0	0	0	
12/16	at Indianapolis																																				

DATE	OPP.	MYKAL WALKER										LEVI WALLACE										T.J. WATT																									
		S	A	TK	TFL	TEFL	SK	SKY	INT	FR	FF	PR	PD	S	A	TK	TFL	TEFL	SK	SKY	INT	FR	FF	PR	PD	S	A	TK	TFL	TEFL	SK	SKY	INT	FR	FF	PR	PD										
09/10	San Francisco	NOT ON ROSTER										2	1	3	0	0	0.0	0.0	0	0	0	0	0	5	0	5	1	9	3.0	17.0	0	1	2	5	1												
09/18	Cleveland	NOT ON ROSTER										5	0	5	0	0	0.0	0.0	0	0	0	0	0	2	2	4	2	8	1.0	7.0	0	1	0	4	1												
09/24	at Las Vegas	Raiders										4	2	6	0	0	0.0	0.0	2	0	0	0	4	2	0	2	2	16	2.0	16.0	0	0	0	3	0												
10/01	at Houston	Raiders										4	0	4	0	0	0.0	0.0	0	0	0	0	2	1	1	2	0	0	0.0	0.0	0	0	0	1	0												
10/08	Baltimore	Raiders										3	0	3	0	0	0.0	0.0	0	0	0	0	1	2	0	2	2	15	2.0	15.0	0	1	0	2	2												
10/22	at L.A. Rams	Raiders										0	3	3	0	0	0.0	0.0	0	0	0	0	0	0	1	1	0	0	0.0	0.0	1	0	0	0	1												
10/29	Jacksonville											ON INACTIVE LIST										1	1	2	0	0	0.5	4.0	0	0	0	1	1														
11/02	Tennessee											0	0	0	0	0	0.0	0.0	0	0	0	0	2	2	2	4	1	8	1.0	8.0	0	0	0	2	0												
11/12	Green Bay											1	0	1	0	0	0.0	0.0	0	0	0	0	0	7	1	8	1	6	1.0	6.0	0	0	0	2	0												
11/19	at Cleveland											0	0	0	0	0	0.0	0.0	0	0	0	0	0	4	2	6	2	6	1.0	2.0	0	0	0	3	0												
11/26	at Cincinnati											0	0	0	0	0	0.0	0.0	0	0	0	0	1	5	0	5	1	9	2.0	15.0	0	0	1	2	0												
12/03	Arizona	7	3	10	1	0	0.0	0.0	0	0	0	0	0	2	0	2	0	0	0.0	0.0	0	0	0	0	3	3	6	1	2	0.5	3.0	0	0	0	2	1											
12/07	New England											1	0	1	0	0	0.0	0.0	0	0	0	0	0	3	2	5	1	1	0.0	0.0	0	0	0	0	0												
12/16	at Indianapolis											3	0	3	0	0	0.0	0.0	0	0	0	0	0	2	1	3	2	10	2.0	10.0	0	0	0	2	0												
12/23	Cincinnati											5	0	5	0	0	0.0	0.0	0	0	0	0	1	2	1	3	0	0	1.0	8.0	0	0	1	4	1												
12/31	at Seattle											1	0	1	0	0	0.0	0.0	0	0	0	0	0	1	1	2	0	0	0.0	0.0	0	0	0	1	0												
01/06	at Baltimore											1	0	1	0	0	0.0	0.0	0	0	0	0	0	6	2	8	3	13	2.0	11.0	0	0	0	2	0												
TOTALS		7	3	10	1	0	0.0	0.0	0	0	0	0	32	6	38	0	0	0.0	0.0	2	0	0	11	48	20	68	19	103	19.0	122.0	1	3	4	36	8												

DATE	OPP.	ARMON WATTS										
		S	A	TK	TFL	TEFL	SK	SKY	INT	FR	FF	PR
09/10	San Francisco	ON INACTIVE LIST										
09/18	Cleveland	2	0	2	0	0	0.0	0.0	0	0	0	0
09/24	at Las Vegas	0	0	0	0	0	0.0	0.0	0	0	0	0
10/01	at Houston	0	0	0	0	0	0.0	0.0	0	0	0	0
10/08	Baltimore	0	1	1	0	0	0.0	0.0	0	0	0	0
10/22	at L.A. Rams	0	0	0	0	0	0.0	0.0	0	0	0	0
10/29	Jacksonville	0	2	2	0	0	0.5	4.0	0	0	0	2
11/02	Tennessee	INACTIVE										
11/12	Green Bay	0	0	0	0	0	0.0	0.0	0	0	0	0
11/19	at Cleveland	0	3	3	0	0	0.0	0.0	0	0	0	0
11/26	at Cincinnati	0	0	0	0	0	0.0	0.0	0	0	0	0
12/03	Arizona	1	1	2	0	0	0.0	0.0	0	0	0	0
12/07	New England	0	1	1	0	0	0.0	0.0	0	0	0	0
12/16	at Indianapolis	1	1	2	0	0	0.0	0.0	0	0	0	1
12/23	Cincinnati	1	0	1	0	0	0.0	0.0	0	0	0	0
12/31	at Seattle	1	0	1	0	0	0.0	0.0	0	0	0	0
01/06	at Baltimore	0	0	0	0	0	0.0	0.0	0	0	0	0
TOTALS		6	9	15	0	0	0.5	4.0	0	0	0	3

2023 REGULAR SEASON INDIVIDUAL GAME-BY-GAME STATS

FUMBLE RETURNS:		MARKUS GOLDEN				NICK HERBIG				COLE HOLCOMB				DAMONTAE KAZEZ							
DATE	OPP.	NO.	YDS	AVG	LG	TD	NO.	YDS	AVG	LG	TD	NO.	YDS	AVG	LG	TD	NO.	YDS	AVG	LG	TD
09/10	San Francisco	0	0	0.0	--	0	0	0	0.0	--	0	0	0	0.0	--	0	0	0	0.0	--	0
09/18	Cleveland	0	0	0.0	--	0	0	0	0.0	--	0	0	0	0.0	--	0	1	0	0.0	--	0
09/24	at Las Vegas	0	0	0.0	--	0	0	0	0.0	--	0	0	0	0.0	--	0	0	0	0.0	--	0
10/01	at Houston	0	0	0.0	--	0	0	0	0.0	--	0	0	0	0.0	--	0	0	0	0.0	--	0
10/08	Baltimore	0	0	0.0	--	0	0	0	0.0	--	0	0	0	0.0	--	0	1	1	1.0	1	0
10/22	at L.A. Rams	0	0	0.0	--	0	0	0	0.0	--	0	0	0	0.0	--	0	0	0	0.0	--	0
10/29	Jacksonville	0	0	0.0	--	0	0	0	0.0	--	0	1	0	0.0	--	0	0	0	0.0	--	0
11/02	Tennessee	0	0	0.0	--	0	0	0	0.0	--	0	0	0	0.0	--	0	0	0	0.0	--	0
11/12	Green Bay	0	0	0.0	--	0	0	0	0.0	--	0	INJURED RESERVE				0	0	0.0	--	0	
11/19	at Cleveland	0	0	0.0	--	0	0	0	0.0	--	0	INJURED RESERVE				0	0	0.0	--	0	
11/26	at Cincinnati	0	0	0.0	--	0	0	0	0.0	--	0	INJURED RESERVE				0	0	0.0	--	0	
12/03	Arizona	0	0	0.0	--	0	0	0	0.0	--	0	INJURED RESERVE				0	0	0.0	--	0	
12/07	New England	INACTIVE				0	0	0.0	--	0	INJURED RESERVE				0	0	0.0	--	0		
12/16	at Indianapolis	0	0	0.0	--	0	0	0	0.0	--	0	INJURED RESERVE				0	0	0.0	--	0	
12/23	Cincinnati	0	0	0.0	--	0	0	0	0.0	--	0	INJURED RESERVE				DID NOT PLAY					
12/31	at Seattle	0	0	0.0	--	0	1	0	0.0	--	0	INJURED RESERVE									
01/06	at Baltimore	1	0	0.0	--	0	0	0	0.0	--	0	INJURED RESERVE									
TOTALS		1	0	0.0	--	0	1	0	0.0	--	0	1	0	0.0	--	0	2	1	0.5	1	0

FUMBLE RETURNS:		KEANU NEAL				LARRY OGUNJOBI				T.J. WATT						
DATE	OPP.	NO.	YDS	AVG	LG	TD	NO.	YDS	AVG	LG	TD	NO.	YDS	AVG	LG	TD
09/10	San Francisco	0	0	0.0	--	0	0	0	0.0	--	0	1	0	0.0	--	0
09/18	Cleveland	0	0	0.0	--	0	1	0	0.0	--	0	1	16	16.0	16t	1
09/24	at Las Vegas	0	0	0.0	--	0	0	0	0.0	--	0	1	0	0.0	--	0
10/01	at Houston	0	0	0.0	--	0	0	0	0.0	--	0	0	0	0.0	--	0
10/08	Baltimore	0	0	0.0	--	0	0	0	0.0	--	0	1	18	18.0	18	0
10/22	at L.A. Rams	0	0	0.0	--	0	0	0	0.0	--	0	0	0	0.0	--	0
10/29	Jacksonville	1	0	0.0	--	0	0	0	0.0	--	0	0	0	0.0	--	0
11/02	Tennessee	0	0	0.0	--	0	0	0	0.0	--	0	0	0	0.0	--	0
11/12	Green Bay	0	0	0.0	--	0	0	0	0.0	--	0	0	0	0.0	--	0
11/19	at Cleveland	DID NOT PLAY				0	0	0.0	--	0	0	0	0	0.0	--	0
11/26	at Cincinnati	INJURED RESERVE				0	0	0.0	--	0	0	0	0	0.0	--	0
12/03	Arizona	INJURED RESERVE				0	0	0.0	--	0	0	0	0	0.0	--	0
12/07	New England	INJURED RESERVE				0	0	0.0	--	0	0	0	0	0.0	--	0
12/16	at Indianapolis	INJURED RESERVE				0	0	0.0	--	0	0	0	0	0.0	--	0
12/23	Cincinnati	INJURED RESERVE				0	0	0.0	--	0	0	0	0	0.0	--	0
12/31	at Seattle	INJURED RESERVE				0	0	0.0	--	0	0	0	0	0.0	--	0
01/06	at Baltimore	INJURED RESERVE				1	0	0.0	--	0	0	0	0	0.0	--	0
TOTALS		1	0	0.0	--	0	2	0	0.0	--	0	4	34	8.5	18	1

2023 REGULAR SEASON INDIVIDUAL GAME-BY-GAME STATS

INTERCEPTION RETURNS:		KWON ALEXANDER					ALEX HIGHSMITH					DAMONTAE KAZEE					KEANU NEAL				
DATE	OPP.	NO.	YDS	AVG	LG	TD	NO.	YDS	AVG	LG	TD	NO.	YDS	AVG	LG	TD	NO.	YDS	AVG	LG	TD
09/10	San Francisco	0	0	0.0	--	0	0	0	0.0	--	0	0	0	0.0	--	0	0	0	0.0	--	0
09/18	Cleveland	0	0	0.0	--	0	1	30	30.0	30t	1	0	0	0.0	--	0	0	0	0.0	--	0
09/24	at Las Vegas	0	0	0.0	--	0	0	0	0.0	--	0	0	0	0.0	--	0	0	0	0.0	--	0
10/01	at Houston	0	0	0.0	--	0	0	0	0.0	--	0	0	0	0.0	--	0	0	0	0.0	--	0
10/08	Baltimore	0	0	0.0	--	0	0	0	0.0	--	0	0	0	0.0	--	0	0	0	0.0	--	0
10/22	at L.A. Rams	0	0	0.0	--	0	0	0	0.0	--	0	0	0	0.0	--	0	0	0	0.0	--	0
10/29	Jacksonville	0	0	0.0	--	0	0	0	0.0	--	0	1	7	7.0	7	0	0	0	0.0	--	0
11/02	Tennessee	1	0	0.0	--	0	0	0	0.0	--	0	0	0	0.0	--	0	0	0	0.0	--	0
11/12	Green Bay	0	0	0.0	--	0	0	0	0.0	--	0	1	30	30.0	30	0	1	32	32.0	32	0
11/19	at Cleveland	INJURED RESERVE					0					0					DID NOT PLAY				
11/26	at Cincinnati	INJURED RESERVE					0					0					INJURED RESERVE				
12/03	Arizona	INJURED RESERVE					0					0					INJURED RESERVE				
12/07	New England	INJURED RESERVE					0					0					INJURED RESERVE				
12/16	at Indianapolis	INJURED RESERVE					0					0					INJURED RESERVE				
12/23	Cincinnati	INJURED RESERVE					1					DID NOT PLAY					INJURED RESERVE				
12/31	at Seattle	INJURED RESERVE					0					0					INJURED RESERVE				
01/06	at Baltimore	INJURED RESERVE					0					0					INJURED RESERVE				
TOTALS		1	0	0.0	--	0	2	30	15.0	30T	1	2	37	18.5	30	0	1	32	32.0	32	0

INTERCEPTION RETURNS:		PATRICK PETERSON					JOEY PORTER, JR.					CHANDON SULLIVAN					TRENTON THOMPSON				
DATE	OPP.	NO.	YDS	AVG	LG	TD	NO.	YDS	AVG	LG	TD	NO.	YDS	AVG	LG	TD	NO.	YDS	AVG	LG	TD
09/10	San Francisco	0	0	0.0	--	0	0	0	0.0	--	0	0	0	0.0	--	0	DID NOT PLAY				
09/18	Cleveland	0	0	0.0	--	0	0	0	0.0	--	0	0	0	0.0	--	0	DID NOT PLAY				
09/24	at Las Vegas	1	0	0.0	--	0	0	0	0.0	--	0	0	0	0.0	--	0	DID NOT PLAY				
10/01	at Houston	0	0	0.0	--	0	0	0	0.0	--	0	0	0	0.0	--	0	DID NOT PLAY				
10/08	Baltimore	0	0	0.0	--	0	1	0	0.0	--	0	0	0	0.0	--	0	DID NOT PLAY				
10/22	at L.A. Rams	0	0	0.0	--	0	0	0	0.0	--	0	0	0	0.0	--	0	DID NOT PLAY				
10/29	Jacksonville	0	0	0.0	--	0	0	0	0.0	--	0	0	0	0.0	--	0	DID NOT PLAY				
11/02	Tennessee	0	0	0.0	--	0	0	0	0.0	--	0	0	0	0.0	--	0	DID NOT PLAY				
11/12	Green Bay	0	0	0.0	--	0	0	0	0.0	--	0	0	0	0.0	--	0	0	0	0.0	--	0
11/19	at Cleveland	0	0	0.0	--	0	0	0	0.0	--	0	1	0	0.0	--	0	0	0	0.0	--	0
11/26	at Cincinnati	0	0	0.0	--	0	0	0	0.0	--	0	0	0	0.0	--	0	1	6	6.0	6	0
12/03	Arizona	0	0	0.0	--	0	0	0	0.0	--	0	0	0	0.0	--	0	0	0	0.0	--	0
12/07	New England	0	0	0.0	--	0	0	0	0.0	--	0	0	0	0.0	--	0	0	0	0.0	--	0
12/16	at Indianapolis	0	0	0.0	--	0	0	0	0.0	--	0	0	0	0.0	--	0	0	0	0.0	--	0
12/23	Cincinnati	1	0	0.0	--	0	0	0	0.0	--	0	0	0	0.0	--	0	ON INACTIVE LIST				
12/31	at Seattle	0	0	0.0	--	0	0	0	0.0	--	0	0	0	0.0	--	0	ON INACTIVE LIST				
01/06	at Baltimore	0	0	0.0	--	0	0	0	0.0	--	0	0	0	0.0	--	0	ON INACTIVE LIST				
TOTALS		2	0	0.0	--	0	1	0	0.0	--	0	1	0	0.0	--	0	1	6	6.0	6	0

INTERCEPTION RETURNS:		LEVI WALLACE					T.J. WATT				
DATE	OPP.	NO.	YDS	AVG	LG	TD	NO.	YDS	AVG	LG	TD
09/10	San Francisco	0	0	0.0	--	0	0	0	0.0	--	0
09/18	Cleveland	0	0	0.0	--	0	0	0	0.0	--	0
09/24	at Las Vegas	2	0	0.0	--	0	0	0	0.0	--	0
10/01	at Houston	0	0	0.0	--	0	0	0	0.0	--	0
10/08	Baltimore	0	0	0.0	--	0	0	0	0.0	--	0
10/22	at L.A. Rams	0	0	0.0	--	0	1	24	24.0	24	0
10/29	Jacksonville	ON INACTIVE LIST					0	0	0.0	--	0
11/02	Tennessee	0	0	0.0	--	0	0	0	0.0	--	0
11/12	Green Bay	0	0	0.0	--	0	0	0	0.0	--	0
11/19	at Cleveland	0	0	0.0	--	0	0	0	0.0	--	0
11/26	at Cincinnati	0	0	0.0	--	0	0	0	0.0	--	0
12/03	Arizona	0	0	0.0	--	0	0	0	0.0	--	0
12/07	New England	0	0	0.0	--	0	0	0	0.0	--	0
12/16	at Indianapolis	0	0	0.0	--	0	0	0	0.0	--	0
12/23	Cincinnati	0	0	0.0	--	0	0	0	0.0	--	0
12/31	at Seattle	0	0	0.0	--	0	0	0	0.0	--	0
01/06	at Baltimore	0	0	0.0	--	0	0	0	0.0	--	0
TOTALS		2	0	0.0	--	0	1	24	24.0	24	0

2023 REGULAR SEASON INDIVIDUAL SPECIAL TEAMS GAME-BY-GAME STATS													
DATE	OPP.	CALVIN AUSTIN III			MILES BOYKIN			NICK HERBIG			CONNOR HEYWARD		
		TKL	AST	TOT	TKL	AST	TOT	TKL	AST	TOT	TKL	AST	TOT
09/10	San Francisco	0	0	0	0	0	0	0	0	0	0	0	0
09/18	Cleveland	0	0	0	0	0	0	0	0	0	0	0	0
09/24	at Las Vegas	0	0	0	0	0	0	0	0	0	0	0	0
10/01	at Houston	0	0	0	0	0	0	1	0	1	0	0	0
10/08	Baltimore	0	0	0	0	0	0	0	0	0	0	0	0
10/22	at L.A. Rams	0	0	0	0	0	0	1	0	1	0	0	0
10/29	Jacksonville	0	0	0	1	0	1	0	1	1	0	0	0
11/02	Tennessee	0	0	0	1	0	1	0	0	0	1	0	1
11/12	Green Bay	0	0	0	0	1	1	0	0	0	0	0	0
11/19	at Cleveland	0	0	0	0	0	0	1	0	1	0	0	0
11/26	at Cincinnati	0	0	0	0	0	0	0	0	0	0	0	0
12/03	Arizona	0	0	0	0	0	0	0	0	0	0	0	0
12/07	New England	0	0	0	0	0	0	1	0	1	0	0	0
12/16	at Indianapolis	0	0	0	1	0	1	0	0	0	0	1	1
12/23	Cincinnati	0	0	0	1	0	1	0	0	0	0	0	0
12/31	at Seattle	0	0	0	0	0	0	0	0	0	0	0	0
01/06	at Baltimore	0	0	0	0	0	0	0	0	0	0	0	0
TOTALS		0	0	0	4	1	5	4	1	5	1	1	2

DATE	OPP.	MILES KILLEBREW			CHRISTIAN KUNTZ			PATRICK PETERSON			JAMES PIERRE		
		TKL	AST	TOT	TKL	AST	TOT	TKL	AST	TOT	TKL	AST	TOT
09/10	San Francisco	1	1	2	2	0	2	0	0	0	0	0	0
09/18	Cleveland	0	0	0	0	0	0	0	0	0	0	0	0
09/24	at Las Vegas	2	0	2	0	0	0	0	0	0	0	0	0
10/01	at Houston	1	0	1	0	0	0	0	0	0	0	0	0
10/08	Baltimore	1	0	1	0	1	1	0	0	0	0	1	1
10/22	at L.A. Rams	0	0	0	0	0	0	0	0	0	0	0	0
10/29	Jacksonville	1	0	1	0	1	1	0	0	0	1	0	1
11/02	Tennessee	0	0	0	0	0	0	0	0	0	0	0	0
11/12	Green Bay	0	0	0	0	0	0	0	0	0	3	0	3
11/19	at Cleveland	1	0	1	0	0	0	0	0	0	0	0	0
11/26	at Cincinnati	1	0	1	0	0	0	0	0	0	0	0	0
12/03	Arizona	2	0	2	0	0	0	0	0	0	1	1	2
12/07	New England	0	0	0	0	0	0	0	0	0			
12/16	at Indianapolis	0	0	0	0	0	0	0	0	0			
12/23	Cincinnati	0	0	0	0	0	0	0	0	0			
12/31	at Seattle	1	1	2	0	0	0	0	0	0	0	0	0
01/06	at Baltimore	0	0	0	0	0	0	0	0	0	0	0	0
TOTALS		11	2	13	2	2	4	0	0	0	5	2	7

DATE	OPP.	JOEY PORTER JR.			ELIJAH RILEY			MARK ROBINSON			CHANDON SULLIVAN		
		TKL	AST	TOT	TKL	AST	TOT	TKL	AST	TOT	TKL	AST	TOT
09/10	San Francisco	0	0	0	0	1	1	0	0	0	0	0	0
09/18	Cleveland	0	0	0	0	0	0	0	0	0	0	0	0
09/24	at Las Vegas	0	0	0	0	0	0	2	0	2	0	0	0
10/01	at Houston	0	1	1	0	1	1	0	0	0	0	0	0
10/08	Baltimore	0	0	0	0	0	0	0	0	0	0	0	0
10/22	at L.A. Rams	0	0	0	0	0	0	0	0	0	0	0	0
10/29	Jacksonville	0	0	0	0	0	0	0	0	0	0	0	0
11/02	Tennessee	0	0	0	0	0	0	1	0	1	1	0	1
11/12	Green Bay	0	0	0	0	0	0	0	0	0	1	0	1
11/19	at Cleveland	0	0	0				0	1	1	0	0	0
11/26	at Cincinnati	0	0	0				0	0	0	0	0	0
12/03	Arizona	0	0	0				0	1	1	0	0	0
12/07	New England	0	0	0				0	0	0	0	0	0
12/16	at Indianapolis	0	0	0				0	0	0	0	0	0
12/23	Cincinnati	0	0	0				0	0	0	0	0	0
12/31	at Seattle	0	0	0	0	0	0	0	0	0	0	0	0
01/06	at Baltimore	0	0	0	0	0	0	0	0	0	0	0	0
TOTALS		0	1	1	0	2	2	3	2	5	2	0	2

DATE	OPP.	TRENTON THOMPSON			ROD WILLIAMS		
		TKL	AST	TOT	TKL	AST	TOT
09/10	San Francisco						
09/18	Cleveland						
09/24	at Las Vegas						
10/01	at Houston						
10/08	Baltimore			0	0	0	0
10/22	at L.A. Rams				0	0	0
10/29	Jacksonville			1	0	1	
11/02	Tennessee						
11/12	Green Bay	0	0	0	1	0	1
11/19	at Cleveland	0	0	0	1	0	1
11/26	at Cincinnati	0	0	0	0	0	0
12/03	Arizona	0	0	0	0	1	1
12/07	New England	0	0	0	0	0	0
12/16	at Indianapolis	1	0	1	1	0	1
12/23	Cincinnati						
12/31	at Seattle				1	0	1
01/06	at Baltimore						
TOTALS		1	0	1	5	1	6

2023 REGULAR SEASON INDIVIDUAL GAME-BY-GAME STATS										
PUNTING:		PRESSLEY HARVIN III								
DATE	OPP.	NO.	YDS	AVG	TB	IN 20	LG	NET	BLK	
09/10	San Francisco	6	254	42.3	0	1	57	35.5	0	
09/18	Cleveland	7	320	45.7	2	4	61	40.0	0	
09/24	at Las Vegas	6	323	53.8	0	3	63	46.5	0	
10/01	at Houston	ON INACTIVE LIST								
10/08	Baltimore	ON INACTIVE LIST								
10/22	at L.A. Rams	5	218	43.6	0	2	55	43.6	0	
10/29	Jacksonville	6	257	42.8	0	0	52	37.2	0	
11/02	Tennessee	4	200	50.0	0	3	62	48.3	0	
11/12	Green Bay	5	224	44.8	0	3	56	42.4	0	
11/19	at Cleveland	9	355	39.4	0	4	48	35.3	0	
11/26	at Cincinnati	4	172	43.0	2	2	59	33.0	0	
12/03	Arizona	4	179	44.8	0	2	49	38.8	0	
12/07	New England	6	267	44.5	1	1	53	41.2	0	
12/16	at Indianapolis	4	160	40.0	0	1	55	30.5	0	
12/23	Cincinnati	5	194	38.8	0	1	42	37.8	0	
12/31	at Seattle	1	46	46.0	0	1	46	46.0	0	
01/06	at Baltimore	6	250	41.7	1	2	53	38.3	0	
TOTALS		78	3,419	43.8	6	30	63	39.2	0	

2023 REGULAR SEASON INDIVIDUAL GAME-BY-GAME STATS											
FIELD GOALS:		CHRIS BOSWELL									
DATE	OPP.	0-19	20-29	30-39	40-49	50+	TOTAL	FGM	FGA	PCT	LG
09/10	San Francisco	0/0	0/0	0/0	0/0	0/0	0/0	0	0	0.0%	0
09/18	Cleveland	0/0	0/0	0/0	0/0	2/2	2/2	2	2	100.0%	52
09/24	at Las Vegas	0/0	0/0	0/0	2/2	1/1	3/3	3	3	100.0%	57
10/01	at Houston	0/0	1/1	1/1	0/0	0/0	2/2	2	2	100.0%	35
10/08	Baltimore	0/0	1/1	0/0	2/2	0/0	3/3	3	3	100.0%	43
10/22	at L.A. Rams	0/0	0/0	0/0	0/0	1/1	1/1	1	1	100.0%	53
10/29	Jacksonville	0/0	1/1	0/0	0/0	0/1	1/2	1	2	50.0%	22
11/02	Tennessee	0/0	1/1	1/1	0/0	0/0	2/2	2	2	100.0%	30
11/12	Green Bay	0/0	0/0	1/1	2/2	0/0	3/3	3	3	100.0%	49
11/19	at Cleveland	0/0	1/1	0/0	0/0	0/0	1/1	1	1	100.0%	28
11/26	at Cincinnati	0/0	0/0	2/2	1/1	0/0	3/3	3	3	100.0%	41
12/03	Arizona	0/0	1/1	0/0	0/1	0/0	1/2	1	2	50.0%	29
12/07	New England	0/0	0/0	0/0	0/0	1/1	1/1	1	1	100.0%	56
12/16	at Indianapolis	0/0	0/0	0/0	0/0	0/0	0/0	0	0	0.0%	0
12/23	Cincinnati	0/0	0/0	1/1	0/0	1/1	2/2	2	2	100.0%	50
12/31	at Seattle	0/0	2/2	1/1	0/0	0/0	3/3	3	3	100.0%	39
01/06	at Baltimore	0/0	1/1	0/0	0/0	0/0	1/1	1	1	100.0%	25
TOTALS		0/0	9/9	7/7	7/8	6/7	29/31	29	31	93.5%	57

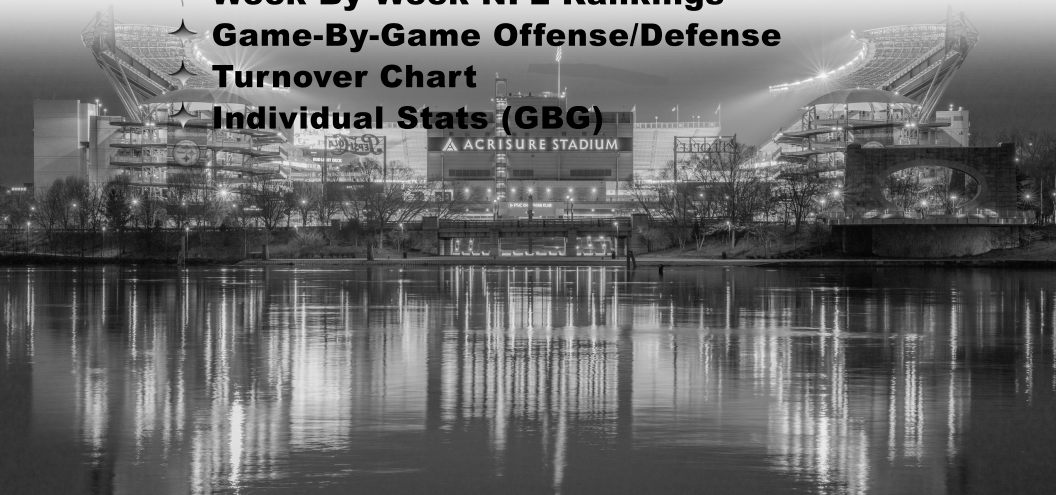
2023 REGULAR SEASON INDIVIDUAL GAME-BY-GAME STATS																						
KICKOFF RETURNS:		ANTHONY MCFARLAND JR.						GUNNER OLSZEWSKI						GEORGE PICKENS								
DATE	OPP	NO.	YDS	AVG	LG	FC	TD	NO.	YDS	AVG	LG	FC	TD	NO.	YDS	AVG	LG	FC	TD			
09/10	San Francisco	3	91	30.3	34	0	0	ON INACTIVE LIST						0	0	0.0	0	0	0	0		
09/18	Cleveland							1	0	0.0	0	0	0	0	0	0	0.0	0	0	0		
09/24	at Las Vegas	INJURED RESERVE						ON INACTIVE LIST						0	0	0.0	0	0	0	0		
10/01	at Houston	INJURED RESERVE						ON INACTIVE LIST						0	0	0.0	0	0	0	0	0	
10/08	Baltimore	INJURED RESERVE						1	24	24.0	24	0	0	0	0	0	0.0	0	0	0		
10/22	at L.A. Rams	INJURED RESERVE - DESIGNATED FOR RETURN						NOT ON ANY TEAM						0	0	0.0	0	0	0	0	0	
10/29	Jacksonville	INJURED RESERVE - DESIGNATED FOR RETURN						Giants						0	0	0.0	0	0	0	0	0	
11/02	Tennessee	INJURED RESERVE - DESIGNATED FOR RETURN						Giants						0	0	0.0	0	0	0	0	0	0
11/12	Green Bay	3	73	24.3	37	0	0	Giants						0	0	0.0	0	0	0	0		
11/19	at Cleveland	0	0	0.0	0	1	0	Giants						0	0	0.0	0	0	0	0	0	
11/26	at Cincinnati	ON INACTIVE LIST						Giants						1	7	7.0	7	0	0	0	0	
12/03	Arizona	ON INACTIVE LIST						Giants						0	0	0.0	0	0	0	0	0	0
12/07	New England	INACTIVE						Giants						0	0	0.0	0	0	0	0	0	
12/16	at Indianapolis	ON INACTIVE LIST						Giants						0	0	0.0	0	0	0	0	0	0
12/23	Cincinnati	DID NOT PLAY						Giants						0	0	0.0	0	0	0	0	0	
12/31	at Seattle	PRACTICE SQUAD						Giants						0	0	0.0	0	0	0	0	0	
01/06	at Baltimore	PRACTICE SQUAD						Giants						0	0	0.0	0	0	0	0	0	0
TOTALS		6	164	27.3	37	1	0	2	24	12.0	24	0	0	1	7	7.0	7	0	0			

2023 REGULAR SEASON INDIVIDUAL GAME-BY-GAME STATS														
PUNT RETURNS:		CALVIN AUSTIN III					GUNNER OLSZEWSKI							
DATE	OPP.	NO.	YDS	AVG	LG	FC	TD	NO.	YDS	AVG	LG	FC	TD	
09/10	San Francisco	1	2	2.0	2	0	0			ON INACTIVE LIST				
09/18	Cleveland	1	14	14.0	14	2	0	0	0	0	0.0	0	0	0
09/24	at Las Vegas	2	5	2.5	5	1	0			ON INACTIVE LIST				
10/01	at Houston	2	9	4.5	7	0	0			ON INACTIVE LIST				
10/08	Baltimore	0	0	0.0	0	0	0	1	8	8.0	8	1	0	
10/22	at L.A. Rams	3	14	4.7	6	0	0			NOT ON ANY TEAM				
10/29	Jacksonville	0	0	0.0	0	1	0			Giants				
11/02	Tennessee	2	13	6.5	12	1	0			Giants				
11/12	Green Bay	2	20	10.0	14	2	0			Giants				
11/19	at Cleveland	3	51	17.0	21	1	0			Giants				
11/26	at Cincinnati	3	2	0.7	5	1	0			Giants				
12/03	Arizona	1	11	11.0	11	0	0			Giants				
12/07	New England	3	10	3.3	5	1	0			Giants				
12/16	at Indianapolis	0	0	0.0	0	0	0			Giants				
12/23	Cincinnati	0	0	0.0	0	1	0			Giants				
12/31	at Seattle	1	6	6.0	6	0	0			Giants				
01/06	at Baltimore	5	92	18.4	34	1	0			Giants				
TOTALS		29	249	8.6	34	12	0	1	8	8.0	8	1	0	



2023 Final Postseason Statistics

- ✦ **Statistics (Offense/Def./Spec. Teams)**
- ✦ **Starting Lineups, Player Participation**
- ✦ **Individual Single-Game Highs**
- ✦ **Big Games/Plays**
- ✦ **Big Plays (GBG)**
- ✦ **Opponent Big Plays (GBG)**
- ✦ **Big Returns/Opp. Big Returns**
- ✦ **Drive Charts**
- ✦ **Red-Zone Efficiency**
- ✦ **Yards Gained By Down**
- ✦ **Third/Fourth Down Efficiency**
- ✦ **Game by Game Defensive Stats**
- ✦ **Team Rankings**
- ✦ **Week-By-Week NFL Rankings**
- ✦ **Game-By-Game Offense/Defense**
- ✦ **Turnover Chart**
- ✦ **Individual Stats (GBG)**



WON 0, LOST 1				MIKE TOMLIN (1 GAME)	
01/15	L	AFC Wild Card Playoff Game at Buffalo	17:31		70,040

2023 TEAM STATISTICS

	PIT	OPP.							
FIRST DOWNS	22	24							
Rushing	6	11							
Passing	14	11							
Penalty	2	2							
Third Down-Made/Att	5/11	5/12							
Third Down Efficiency	45.5%	41.7%							
Fourth Down-Made/Att	0/1	1/1							
Fourth Down Efficiency	0.0%	100.0%							
TOTAL NET YARDS	324	368							
Avg. Per Game	324.0	368.0							
Total Plays	63	66							
Avg. Per Play	5.1	5.6							
NET YARDS RUSHING	106	179							
Avg. Per Game	106.0	179.0							
Total Rushes	23	34							
Avg. Per Rush	4.6	5.3							
NET YARDS PASSING	218	189							
Avg. Per Game	218.0	189.0							
Sacked/Yards Lost	1/11	2/14							
Gross Yards	229	203							
Attempts/Completions	39/22	30/21							
Pct. of Completion	56.4%	70.0%							
Had Intercepted	1	0							
PUNTS/AVERAGE	4/38.5	3/48.0							
Net Punting Average	38.5	44.0							
PUNT RETURN/AVG.	1/12.0	0/0.0							
KICKOFF RETURN/AVG.	1/21.0	1/19.0							
INTERCEPTION RETURN/AVG.	0/0.0	1/6.0							
PENALTIES/YARDS	6/50	2/24							
FUMBLES/BALL LOST	2/1	0/0							
TOUCHDOWNS	2	4							
Rushing	0	1							
Passing	2	3							
Returns	0	0							
EXTRA POINTS/ATTEMPTS	2/2	4/4							
TWO POINT CONVERSION/ATT.	0/0	0/0							
FIELD GOALS/ATTEMPTS	1/1	1/3							
AVG. TIME OF POSSESSION	26:41	33:19							
SCORE BY PERIODS	Q1	Q2	Q3	Q4	OT	PTS			
TEAM	0	7	3	7	0	17			
OPPONENTS	14	7	3	7	0	31			
SCORING	TD	RU	PA	RT	K-PAT	FG	2PT	S	PTS
C. Austin III	1	0	1	0	0/0	0/0	0	0	6
D. Johnson	1	0	1	0	0/0	0/0	0	0	6
C. Boswell	0	0	0	0	2/2	1/1	0	0	5
TEAM	2	0	2	0	2/2	1/1	0	0	17
OPPONENTS	4	1	3	0	4/4	1/3	0	0	31

SACKS: A. Highsmith 1.0, M. Golden 1.0, TM 2.0, OPP 1.0 FUM/LOST: G. Pickens 1/1, P. Freiermuth 1/0, TM 2/1, OPP 0/0

PASSING		ATT	CMP	YDS	CMP%	YDS/ATT	TD	TD%	INT	INT%	LONG	SACK	LOST	RATING
M. Rudolph	39	22	229	56.4	5.9	2	5.1	1	2.6	33	1	11	80.0	
TEAM	39	22	229	56.4	5.9	2	5.1	1	2.6	33	1	11	80.0	
OPPONENTS	30	21	203	70.0	6.8	3	10.0	0	0.0	34	2	14	121.9	

RUSHING		NO.	YDS	AVG	LONG	TD
J. Warren	8	38	4.8	12	0	
N. Harris	12	37	3.1	11	0	
M. Rudolph	2	16	8.0	10	0	
G. Pickens	1	15	15.0	15	0	
TEAM	23	106	4.6	15	0	
OPPONENTS	34	179	5.3	52t	1	

RECEIVING		TAR	NO.	YDS	AVG	LONG	TD
G. Pickens	11	5	50	10.0	19	0	
P. Freiermuth	8	5	76	15.2	33	0	
D. Johnson	7	4	48	12.0	19	1	
N. Harris	3	2	15	7.5	10	0	
A. Robinson II	3	2	12	6.0	13	0	
J. Warren	2	2	16	8.0	16	0	
C. Austin III	2	1	7	7.0	7t	1	
C. Heyward	1	1	5	5.0	5	0	
D. Washington	1	0	0	0.0	0	0	
TEAM	38	22	229	10.4	33	2	
OPPONENTS	30	21	203	9.7	34	3	

INTERCEPTIONS		NO.	YDS	AVG	LONG	TD
OPPONENTS	1	0	0.0	0	0	

FUMBLES		FUM	LST	FF	REC	TD
G. Pickens	1	1	0	0	0	
P. Freiermuth	1	0	0	0	0	
TEAM	2	1	0	0	0	

PUNTING		NO.	YDS	AVG	NET	TB	IN	LG	B
P. Harvin III	4	154	38.5	38.5	0	0	51	0	
TEAM	4	154	38.5	38.5	0	0	51	0	
OPPONENTS	3	144	48.0	44.0	0	2	52	0	

PUNT RETURNS		RET	FC	YDS	AVG	LONG	TD
C. Austin III	1	1	12	12.0	12	0	
TEAM	1	1	12	12.0	12	0	
OPPONENTS	0	2	0	0.0	0	0	

KICKOFF RETURNS		NO.	YDS	AVG	LONG	TD
J. Warren	1	21	21.0	21	0	
TEAM	1	21	21.0	21	0	
OPPONENTS	1	19	19.0	19	0	

FIELD GOALS		1-19	20-29	30-39	40-49	50+
C. Boswell	0/0	0/0	0/0	0/0	1/1	0/0
TEAM	0/0	0/0	0/0	0/0	1/1	0/0
OPPONENTS	0/0	0/1	0/0	1/2	0/0	

C. Boswell: (40G)
OPP: (49B, 45G, 27WL)
2-Pt Conv: TM 0-0, OPP 0-0

POS.	PLAYER	TKL.	AST.	TOTAL	TFL	SACKS/YDS.	PR	FR	FF	INT./YDS.	PD
S	M. Fitzpatrick	5	5	10	1	0.0/0.0	0	0	0	0/0	0
S	E. Rowe	6	2	8	0	0.0/0.0	0	0	0	0/0	1
DT	C. Heyward	4	2	6	1	0.0/0.0	0	0	0	0/0	0
LB	E. Roberts	3	2	5	0	0.0/0.0	1	0	0	0/0	1
LB	M. Robinson	3	2	5	0	0.0/0.0	0	0	0	0/0	0
DT	L. Ogunjobi	2	3	5	1	0.0/0.0	0	0	0	0/0	0
DT	K. Benton	1	4	5	0	0.0/0.0	0	0	0	0/0	0
CB	P. Peterson	4	0	4	0	0.0/0.0	0	0	0	0/0	0
LB	M. Jack	2	2	4	0	0.0/0.0	0	0	0	0/0	0
LB	M. Golden	2	1	3	1	1.0/7.0	1	0	0	0/0	0
LB	A. Highsmith	2	1	3	1	1.0/7.0	1	0	0	0/0	0
LB	M. Walker	1	2	3	0	0.0/0.0	0	0	0	0/0	0
CB	J. Porter Jr.	2	0	2	0	0.0/0.0	0	0	0	0/0	0
S	D. Kazee	1	1	2	0	0.0/0.0	0	0	0	0/0	0
DT	M. Adams Sr.	0	1	1	0	0.0/0.0	0	0	0	0/0	0
CB	L. Wallace	0	1	1	0	0.0/0.0	0	0	0	0/0	0
DL	A. Watts	0	1	1	0	0.0/0.0	0	0	0	0/0	0
STEELERS TOTALS		38	30	68	5	2.0/14.0	3	0	0	0/0	2
OPP. TOTALS		32	27	59	3	1.0/11.0	6	1	2	1/0	8

Assist=Assist, TFL=Tackle for a Loss, PR=Pressures, Int.=Interception, FR=Fumble Recovery, FF=Forced Fumble, PD=Pass Defense

2023 STEELERS SPECIAL TEAMS

POS.	PLAYER	TKL.	AST.	COMB.
LB	Herbig, Nick	1	0	1
TOTALS		1	0	1

DEFENSIVE STATS BY RANK

SACKS		INTERCEPTIONS		TACKLES FOR LOSS		PASSES DEFENSED		PRESSURES	
PLAYER	NO.	PLAYER	NO.	PLAYER	NO.	PLAYER	NO.	PLAYER	NO.
M. Golden	1.0			M. Fitzpatrick	1	E. Roberts	1	M. Golden	1
A. Highsmith	1.0			C. Heyward	1			A. Highsmith	1
				A. Highsmith	1			E. Roberts	1
				L. Ogunjobi	1				

PLAYER	TACKLES	SOLO	ASSISTS	FOR FUMBLES	FUMBLE REC	BLKD FG	BLKD PAT	BLKD PUNT
Nick Herbig	1	1	0	0	0	0	0	0
Montravius Adams Sr.	0	0	0	0	0	1	0	0
2023 TOTALS	1	1	0	0	0	1	0	0

2023 POSTSEASON												
OFFENSE												
DATE	OPPONENT	WR	LT	LG	C	RG	RT	TE	RB	QB	WR	WR
1/15	at Buffalo	Diontae Johnson	Dan Moore Jr.	Isaac Seumalo	Mason Cole	James Daniels	<u>Broderick Jones</u>	<u>Damell Washington</u>	Najee Harris	Mason Rudolph	Allen Robinson II	George Pickens

2023 POSTSEASON												
DEFENSE												
DATE	OPPONENT	DE	DT	LOLB	LILB	RILB	ROLB	LCB	FS	SS	RCB	S
1/15	at Buffalo	Larry Ogunjobi	Cameron Heyward	Markus Golden	Elandon Roberts	Mykal Walker	Alex Highsmith	Patrick Peterson	Damontae Kazee	Minkah Fitzpatrick	<u>Joey Porter Jr.</u>	Eric Rowe

Rookies underlined.

2023 POSTSEASON PITTSBURGH STEELERS PLAYER PARTICIPATION						
PLAYERS	AT BUF		GP	GS	DNP	IN
	1/15					
Montravius Adams Sr.	P		1/4	0/0	0	0
Kwon Alexander	IR		0/3	0/2	0	0
Spencer Anderson	P		1/1	0/0	0	0
Calvin Austin III	P		1/1	0/0	0	0
Luq Barcoo	PS		0/0	0/0	0	0
Keanu Benton	P		1/1	0/0	0	0
Chris Boswell	P		1/9	0/0	0	0
Miles Boykin	P		1/4	0/2	0	0
Mason Cole	C		1/1	1/1	0	0
Jack Colletto	PS		0/0	0/0	0	0
Dylan Cook	SI		0/0	0/0	0	1
James Daniels	RG		1/2	1/2	0	0
Kellen Diesch	PS		0/0	0/0	0	0
Jalen Elliott	PS		0/0	0/0	0	0
Breiden Fehoko	PS		0/1	0/0	0	0
Dez Fitzpatrick	PS		0/0	0/0	0	0
Minkah Fitzpatrick	FS		1/3	1/3	0	0
Pat Freiermuth	P		1/2	0/1	0	0
Markus Golden	LOLB		1/4	1/3	0	0
Najee Harris	RB		1/2	1/2	0	0
Pressley Harvin III	P		1/2	0/0	0	0
Nate Herbig	P		1/2	0/0	0	0
Nick Herbig	P		1/1	0/0	0	0
Cameron Heyward	DT		1/8	1/7	0	0
Connor Heyward	P		1/1	0/0	0	0
Alex Highsmith	ROLB		1/3	1/3	0	0
Cole Holcomb	IR		0/1	0/1	0	0
Godwin Igwebuike	P		1/2	0/0	0	0
Myles Jack	P		1/4	0/3	0	0
Diontae Johnson	WR		1/3	1/3	0	0
Kyron Johnson	P		1/1	0/0	0	0
Broderick Jones	RT		1/1	1/1	0	0
Damontae Kazee	S		1/4	1/2	0	0
Miles Killebrew	P		1/3	0/0	0	0
Christian Kuntz	P		1/2	0/0	0	0
DeMarvin Leal	SI		0/0	0/0	0	1
Isaiah Loudermilk	P		1/2	0/0	0	0
Jonathan Marshall	PS		0/0	0/0	0	0
Blake Martinez	SI		0/5	0/3	0	1
Ryan McCollum	PS		0/0	0/0	0	0
Anthony McFarland Jr.	PS		0/0	0/0	0	0
Denzel Mims	PS		0/0	0/0	0	0
Dan Moore Jr.	LT		1/2	1/2	0	0
Keanu Neal	IR		0/5	0/5	0	0
Larry Ogunjobi	DE		1/4	1/4	0	0
Chukwuma Okorafor	X		0/2	0/2	1	0
David Perales	PS		0/0	0/0	0	0
Patrick Peterson	LCB		1/5	1/5	0	0
George Pickens	WR		1/1	1/1	0	0
Kenny Pickett	X		0/0	0/0	1	0
James Pierre	P		1/2	0/0	0	0
Joey Porter Jr.	RCB		1/1	1/1	0	0
Monte Pottebaum	RET		0/0	0/0	0	0
Elijah Riley	SI		0/0	0/0	0	1
Elandon Roberts	RILB		1/12	1/9	0	0
Allen Robinson II	WR		1/3	1/3	0	0
Mark Robinson	P		1/1	0/0	0	0
Eric Rowe	S		1/8	1/4	0	0
Mason Rudolph	QB		1/1	1/1	0	0
Darius Rush	SI		0/0	0/0	0	1
Isaac Seumalo	LG		1/10	1/7	0	0
Jaylon Smith	PS		0/4	0/4	0	0
Chandon Sullivan	P		1/7	0/4	0	0
Trenton Thompson	IR		0/0	0/0	0	0
Cory Trice Jr.	IR		0/0	0/0	0	0
Mitch Trubisky	SI		0/3	0/2	0	1
Mykal Walker	LILB		1/1	1/1	0	0
Levi Wallace	P		1/6	0/5	0	0
Jaylen Warren	P		1/1	0/0	0	0
Darnell Washington	TE		1/1	1/1	0	0
Armon Watts	P		1/1	0/0	0	0
Duece Watts	PS		0/0	0/0	0	0
T.J. Watt	SI		0/3	0/3	0	1
Rod Williams	P		1/1	0/0	0	0
Rodney Williams	Active		0/0	0/0	0	0
Brad Wing	PS		0/2	0/0	0	0
Renell Wren	IR		0/0	0/0	0	0

LEGEND:

CAPS=Starter, P=Player was a substitution, SI=On Inactive List, X=Did Not Play (Non-injury), IR=Injured Reserve, PS=Practice Squad, NOT=Not on Roster, RET=Reserve/Retired, *With Other Team

2023 POSTSEASON STEELERS INDIVIDUAL SINGLE-GAME HIGHS

RUSHING

Rushing Yards	38	Jaylen Warren	at Bills	01/15
Rushing Attempts	12	Najee Harris	at Bills	01/15
Rushing Average	4.8	Jaylen Warren	at Bills	01/15

RECEIVING

Pass Receptions	5	Pat Freiermuth	at Bills	01/15
		George Pickens	at Bills	01/15
Receiving Yards	76	Pat Freiermuth	at Bills	01/15
Touchdown Receptions	1	Calvin Austin III	at Bills	01/15
		Diontae Johnson	at Bills	01/15

PASSING

Passes Attempted	39	Mason Rudolph	at Bills	01/15
Passes Completed	22	Mason Rudolph	at Bills	01/15
Passing Yards	229	Mason Rudolph	at Bills	01/15
Yards Per Attempt	5.9	Mason Rudolph	at Bills	01/15
Touchdown Passes	2	Mason Rudolph	at Bills	01/15
Interceptions Thrown	1	Mason Rudolph	at Bills	01/15

PUNT RETURNS

Punt Returns	1	Calvin Austin III	at Bills	01/15
Punt Return Yards	12	Calvin Austin III	at Bills	01/15

KICKOFF RETURNS

Kickoff Returns	1	Jaylen Warren	at Bills	01/15
Kickoff Return Yards	21	Jaylen Warren	at Bills	01/15

PUNTS

Punts	4	Pressley Harvin III	at Bills	01/15
Punting Average	38.5	Pressley Harvin III	at Bills	01/15

INTERCEPTIONS

TACKLES

Tackles	10	Minkah Fitzpatrick	at Bills	01/15
Sacks	1.0	Markus Golden	at Bills	01/15
		Alex Highsmith	at Bills	01/15

SCORING

Touchdowns	1	Calvin Austin III	at Bills	01/15
		Diontae Johnson	at Bills	01/15
Field Goals Attempted	1	Chris Boswell	at Bills	01/15
Field Goals Made	1	Chris Boswell	at Bills	01/15

MISC. YARDS

Yards From Scrimmage	76	Pat Freiermuth	at Bills	01/15
Combined Net Yards	76	Pat Freiermuth	at Bills	01/15

2023 POSTSEASON PITTSBURGH STEELERS LONGEST PLAYS

RUSHING

Run From Scrimmage	15	George Pickens	at Bills	01/15
--------------------	----	----------------	----------	-------

RECEIVING

Pass Reception	33	Pat Freiermuth	at Bills	01/15
Touchdown Reception	10	Diontae Johnson	at Bills	01/15

PASSING

Passing Long	33	Mason Rudolph	at Bills	01/15
Touchdown Pass Long	10	Mason Rudolph	at Bills	01/15

RETURNS

Punt Return	12	Calvin Austin III	at Bills	01/15
Kickoff Return	21	Jaylen Warren	at Bills	01/15

KICKING

Punt	51	Pressley Harvin III	at Bills	01/15
Field Goal	40	Chris Boswell	at Bills	01/15
Field Goal Attempt	40	Chris Boswell	at Bills	01/15

2023 POSTSEASON - BIG PASS PLAYS (20+ YARDS)													
DATE	OPPONENT	QTR	STEELERS PLAYER	YDS.	DOWN	RESULT	QTR	OPP. PLAYER	YDS.	DOWN	RESULT		
01/15	at Buffalo	1	Mason Rudolph -> Pat Freiermuth	33	1-10-PIT	Interception	1	Josh Allen -> Dalton Kincaid	20	1-10-BUF	30 Touchdown		
							1	Josh Allen -> Dalton Kincaid	29T	1-10-PIT	29 Touchdown		
							2	Josh Allen -> Deonte Harty	34	1-10-BUF	32 Blocked FG		
TOTALS			1 - 33 (33.0), 0 TDS								3 - 83 (27.7), 1 TDS		

2023 POSTSEASON - BIG RUN PLAYS (10+ YARDS)											
DATE	OPPONENT	QTR	STEELERS PLAYER	YDS.	DOWN	RESULT	QTR	OPP. PLAYER	YDS.	DOWN	RESULT
01/15	at Buffalo	2	Najee Harris	11	2-1-BUF 37	Interception	1	James Cook	12	1-10-PIT 24	Touchdown
		2	Jaylen Warren	12	2-21-BUF 37	Interception	2	Josh Allen	52T	3-7-BUF 48	Touchdown
		2	Jaylen Warren	10	1-10-BUF 33	Touchdown	3	James Cook	11	1-10-BUF 25	Field Goal
		3	George Pickens	15	1-10-PIT 43	Touchdown	4	Josh Allen	13	1-10-BUF 47	Touchdown
		4	Mason Rudolph	10	3-10-BUF 35	End Game	4	Ty Johnson	11	2-10-PIT 20	Missed FG
TOTALS				5 - 58 (11.6), 0 TDS					5 - 99 (19.8), 1 TDS		

DATE	OPPONENT	RUSHES				RECEPTIONS				RETURNS			
		GAIN	PLAYER	QTR	RESULT	GAIN	PLAYER	QTR	RESULT	GAIN	PLAYER	QTR	RESULT
01/15	at Buffalo	11	Najee Harris	2'	INT	33	Pat Freiermuth	1	INT				
		12	Jaylen Warren	2'	INT								
		10	Jaylen Warren	2	TD								
		15	George Pickens	3	TD								
		10	Mason Rudolph	4	Game								

* - result within the same drive

STEELERS OPPONENTS 2023 POSTSEASON - BIG PLAYS: RUSH 10+, RECEPTIONS 20+, RETURNS 30+													
DATE	OPPONENT	RUSHES				RECEPTIONS				RETURNS			
		GAIN	PLAYER	QTR	RESULT	GAIN	PLAYER	QTR	RESULT	GAIN	PLAYER	QTR	RESULT
01/15	at Buffalo	12	James Cook	1	TD	20	Dalton Kincaid	1	TD				
		52t	Josh Allen	2	TD	29t	Dalton Kincaid	1	TD				
		11	James Cook	3	FG	34	Deonte Harty	2	Blocked FG				
		13	Josh Allen	4	TD								
		11	Ty Johnson	4	Miss FG								

* - result within the same drive

2023 POSTSEASON - 30+ YARD KICKOFF/10+ YARD PUNT/10+ YARD BLOCKED KICK RETURNS/20+ YARD INTERCEPTION/10+ YARD FUMBLE													
DATE	OPPONENT	QTR	RETURN	STEELERS PLAYER	YDS.	DOWN	RESULT	QTR	RETURN	OPP. PLAYER	YDS.	DOWN	RESULT
01/15	at Buffalo	3	Punt	Calvin Austin III	12	PIT 40	Field Goal			NONE			
TOTALS		1 - 12 (12.0), 0 TDS					0 - 0 (), 0 TDS						

2023 POSTSEASON

AFC WILD CARD PLAYOFF GAME 1: STEELERS 17, BILLS 31

JANUARY 15, 2024

STEELERS											BILLS														
#	RECD	LOST	POSS	OBTAINED	BEGAN	PLAYS	YDS	PEN	NET	1ST ENDED	GIVEN UP	#	RECD	LOST	POSS	OBTAINED	BEGAN	PLAYS	YDS	PEN	NET	1ST ENDED	GIVEN UP		
1	15:00	12:35	2:25	Kickoff	PIT 30	5	19	0	19	1	PIT 49	Punt	1	12:35	07:02	5:33	Punt	BUF 20	10	80	0	80	6	PIT 9	Touchdown
2	07:02	05:21	1:41	Kickoff	PIT 25	3	6	0	6	0	PIT 31	Punt	2	05:21	04:21	1:00	Punt	BUF 27	3	8	0	8	0	BUF 35	Punt
3	04:21	04:15	0:06	Punt	PIT 18	1	8	0	8	0	PIT 18	Fumble	3	04:15	04:10	0:05	Fumble	PIT 29	1	29	0	29	1	PIT 29	Touchdown
4	04:10	03:12	0:58	Kickoff	PIT 25	3	1	0	1	0	PIT 26	Punt	4	03:12	01:43	1:29	Punt	BUF 44	3	-4	0	-4	0	BUF 40	Punt
5	01:43	10:52	5:51	Punt	PIT 8	10	79	9	88	5	BUF 4	Interception	5	10:52	07:01	3:51	Interception	BUF 20	8	80	0	80	3	BUF 48	Touchdown
6	07:01	06:04	0:57	Kickoff	PIT 25	3	3	0	3	0	PIT 28	Punt	6	06:04	02:14	3:50	Punt	BUF 21	8	48	0	48	2	PIT 31	Blocked FG
7	02:14	01:39	0:35	Blocked FG	BUF 33	5	33	0	33	3	BUF 10	Touchdown	7	01:39	00:00	1:39	Kickoff	BUF 25	4	4	0	4	1	BUF 32	End Half
8	13:24	08:50	4:34	Punt	PIT 40	9	48	-10	38	3	BUF 22	Field Goal	8	15:00	13:24	1:36	Kickoff	BUF 25	3	2	0	2	0	BUF 27	Punt
9	01:32	10:32	6:00	Kickoff	PIT 25	12	75	0	75	6	BUF 7	Touchdown	9	08:50	01:32	7:18	Kickoff	BUF 25	14	48	0	48	4	PIT 27	Field Goal
10	06:27	04:50	1:37	Kickoff	PIT 25	4	7	0	7	0	PIT 32	Downs	10	10:32	06:27	4:05	Kickoff	BUF 30	7	50	20	70	5	PIT 17	Touchdown
11	01:57	00:00	1:57	Missed FG	PIT 20	9	45	10	55	4	BUF 35	End Game	11	04:50	01:57	2:53	Downs	PIT 32	8	23	0	23	2	PIT 9	Missed FG

2023 POSTSEASON																	
		STEELERS								OPPONENT							
		FIRST HALF				SECOND HALF				FIRST HALF				SECOND HALF			
DATE	OPPONENT	PLAYS	YDS	TIME	RESULT	PLAYS	YDS	TIME	RESULT	PLAYS	YDS	TIME	RESULT	PLAYS	YDS	TIME	RESULT
01/15	at Bills	5	19	2:25	Punt	9	38	4:34	FG	10	80	5:33	TD	3	2	1:36	Punt

STEELERS																						
DATE	OPPONENT	STARTING QB	POSS	TD	PAT	2-PT	M-2PT	FG	FGA	MFG	BK-FG	PUNT	INT	FUM	SAF	DWNS	HF	GM	PTS	TD%	SCORE%	PTS/POSS
1/15	at Buffalo	M. Rudolph	11	2	2	0	0	1	1	0	0	4	1	1	0	1	0	1	17	18.2	27.3	1.55
2023 TOTALS			11	2	2	0	0	1	1	0	0	4	1	1	0	1	0	1	17	18.2	27.3	1.55

OPPONENTS																						
DATE	OPPONENT	STARTING QB	POSS	TD	PAT	2-PT	M-2PT	FG	FGA	MFG	BK-FG	PUNT	INT	FUM	SAF	DWNS	HF/GM	PTS	TD%	SCORE%	PTS/POSS	
1/15	at Buffalo	J. Allen	11	4	4	0	0	1	3	2	1	3	0	0	0	0	1	0	31	36.4	45.5	2.82
2023 TOTALS			11	4	4	0	0	1	3	2	1	3	0	0	0	0	1	0	31	36.4	45.5	2.82

STEELERS 2023 POSTSEASON SCORING DRIVES											
DATE	OPPONENT	ACQUIRED	DRIVE START	PLAYS	YARDS	Q:TIME	FIRST DOWNS	SCORING PLAY	PIT	OPP	
01/15	at Buffalo	Blocked FG	BUF 33	5	33	Q2:0:35	3	D. Johnson: 10-yard pass from M. Rudolph	7	21	
		Punt	PIT 40	9	38	Q3:4:34	3	C. Boswell: 40-yard FG	10	21	
		Kickoff	PIT 25	12	75	Q3:6:00	6	Q4: C. Austin III: 7-yard pass from M. Rudolph	17	24	
AVG				8.7	48.7	3:43	4.0				
TOTALS				26	146	11:09	12				

STEELERS OPPONENTS 2023 POSTSEASON SCORING DRIVES										
DATE	OPPONENT	ACQUIRED	DRIVE START	PLAYS	YARDS	Q/TIME	FIRST DOWNS	SCORING PLAY	PIT	OPP
01/15	at Buffalo	Punt	BUF 20	10	80	Q1:5:33	6	D. Knox: 9-yard pass from J. Allen	0	7
		Fumble	PIT 29	1	29	Q1:0:05	1	D. Kincaid: 29-yard pass from J. Allen	0	14
		Interception	BUF 20	8	80	Q2:3:51	3	J. Allen: 52-yard run	0	21
		Kickoff	BUF 25	14	48	Q3:7:18	4	T. Bass: 45-yard FG	10	24
		Kickoff	BUF 30	7	70	Q4:4:05	5	K. Shakir: 17-yard pass from J. Allen	17	31
AVG				8.0	61.4	4:10	3.8			
TOTALS				40	307	20:52	19			

PLAYS		NET YARDS		TIME	
DATE	OPPONENT	PLAYS	DATE	OPPONENT	NET YARDS
DATE	OPPONENT	TIME	DATE	OPPONENT	TIME
1/15	at Buffalo	12 (touchdown)	1/15	at Buffalo	188 (interception) [PEN: 9, GROSS: 79]
			1/15	at Buffalo	6:00 (touchdown)

PLAYS		NET YARDS			TIME			
DATE	OPPONENT	PLAYS	DATE	OPPONENT	NET YARDS	DATE	OPPONENT	TIME
1/15	at Buffalo	14	1/15	at Buffalo	80 (touchdown) [PEN: 0, GROSS: 80]	1/15	at Buffalo	7:18 (field goal)
--	--	--	1/15	at Buffalo	80 (touchdown) [PEN: 0, GROSS: 80]	--	--	--

DATE	OPPONENT	OFFENSE	DEFENSE
01/15	at Buffalo	Interception TD - Pass TD - Pass	TD - Pass TD - Pass Missed FG

	OFFENSE	DEFENSE
Inside the 20	3	3
Scores	2	2
Touchdowns	2	2
Field Goals	0	0
Total Points in 20	14	14
Fumbles	0	0
Interceptions	1	0
Missed Field Goals	0	1
Lost on Downs	0	0
End of Half/Game	0	0
TDs Outside	0	2
Red-Zone Percentage	66.7	66.7

STEELERS 2023 POSTSEASON INSIDE 20 EFFICIENCY

STEELERS																			
Date	Opponent	Pos	TD	PAT	2-Pt.	Miss PAT	FG	FGA	Blk/MFG	INT	Fum	Dwns	Drive Ends			TD%	Score Pct.	Pts/Poss	
01/15	at Buffalo	3	2	2	0	0	0	0	0	1	0	0	0	0	0	14	66.7	66.7	4.7
TOTALS		3	2	2	0	0	0	0	0	1	0	0	0	0	0	14	66.7	66.7	4.7

OPPONENT 2023 POSTSEASON INSIDE 20 EFFICIENCY

OPPONENT																		
Date	Opponent	Pos	TD	PAT	2-Pt.	Miss PAT	FG	FGA	Blk/MFG	INT	Fum	Dwns	Drive Ends			TD%	Score Pct.	Pts/Poss
01/15	at Buffalo	3	2	2	0	0	0	1	1	0	0	0	0	0	14	66.7	66.7	4.7
TOTALS		3	2	2	0	0	0	1	1	0	0	0	0	0	14	66.7	66.7	4.7

STEELERS 2023 POSTSEASON YARDS GAINED BY DOWN									
		STEELERS				OPPONENT			
		1ST DOWN	2ND DOWN	3RD DOWN	4TH DOWN	1ST DOWN	2ND DOWN	3RD DOWN	4TH DOWN
Date	Opponent	Att Yds Avg	Att Yds Avg	Att Yds Avg	Att Yds Avg	Att Yds Avg	Att Yds Avg	Att Yds Avg	Att Yds Avg
01/15	at Buffalo	30 154 5.1	21 106 5.0	11 64 5.8	1 0 0.0	30 181 6.0	23 101 4.4	12 85 7.1	1 1 1.0
TOTALS		30 154 5.1	21 106 5.0	11 64 5.8	1 0 0.0	30 181 6.0	23 101 4.4	12 85 7.1	1 1 1.0

STEELERS 2023 POSTSEASON THIRD DOWN EFFICIENCY												
STEELERS												
Date	Opponent	3rd & 1	3rd & 2	3rd & 3	3rd & 4	3rd & 5	3rd & 6	3rd & 7	3rd & 8	3rd & 9	3rd & 10+	Total
01/15	at Buffalo	0 / 0	0 / 0	0 / 1	0 / 1	0 / 0	0 / 0	1 / 2	0 / 1	1 / 3	3 / 3	5 / 11
TOTALS		0 / 0	0 / 0	0 / 1	0 / 1	0 / 0	0 / 0	1 / 2	0 / 1	1 / 3	3 / 3	5 / 11
		0.0%	0.0%	0.0%	0.0%	0.0%	0.0%	50.0%	0.0%	33.3%	100.0%	45.5%
3RD & 1-3: 0 / 1 = 0.0%				3RD & 4-6: 0 / 1 = 0.0%				3RD & 7-10+: 5 / 9 = 55.6%				

OPPONENT 2023 POSTSEASON THIRD DOWN EFFICIENCY												
OPPONENT												
Date	Opponent	3rd & 1	3rd & 2	3rd & 3	3rd & 4	3rd & 5	3rd & 6	3rd & 7	3rd & 8	3rd & 9	3rd & 10+	Total
01/15	at Buffalo	1 / 2	1 / 2	0 / 0	0 / 0	0 / 0	1 / 1	1 / 2	1 / 1	0 / 1	0 / 3	5 / 12
TOTALS		1 / 2	1 / 2	0 / 0	0 / 0	0 / 0	1 / 1	1 / 2	1 / 1	0 / 1	0 / 3	5 / 12
		50.0%	50.0%	0.0%	0.0%	0.0%	100.0%	50.0%	100.0%	0.0%	0.0%	41.7%
3RD & 1-3: 2 / 4 = 50.0%				3RD & 4-6: 1 / 1 = 100.0%				3RD & 7-10+: 2 / 7 = 28.6%				

2023 POSTSEASON FOURTH DOWN EFFICIENCY													
		STEELERS						OPPONENT					
Date	Opponent	4th & 1	4th & 2	4th & 3	4th & 4	4th & 5+	Total	4th & 1	4th & 2	4th & 3	4th & 4	4th & 5+	Total
01/15	at Buffalo	0 / 0	0 / 0	0 / 1	0 / 0	0 / 0	0 / 1	1 / 1	0 / 0	0 / 0	0 / 0	0 / 0	1 / 1
TOTALS		0 / 0	0 / 0	0 / 1	0 / 0	0 / 0	0 / 1	1 / 1	0 / 0	0 / 0	0 / 0	0 / 0	1 / 1
		0.0%	0.0%	0.0%	0.0%	0.0%	0.0%	100.0%	0.0%	0.0%	0.0%	0.0%	100.0%

JANUARY 15, 2024
 STEELERS @ BUFFALO BILLS
 L31-17

TOP TACKLERS		SACKS		INTS		FORCED FUMBLES		RECOVERED FUMBLES	
PLAYER	NO.	PLAYER	NO.	PLAYER	NO.	PLAYER	NO.	PLAYER	NO.
M. Fitzpatrick	10	M. Golden	1.0						
E. Rowe	8	A. Highsmith	1.0						
C. Heyward	6								
K. Benton	5								
L. Ogunjobi	5								
E. Roberts	5								
M. Robinson	5								
M. Jack	4								
P. Peterson	4								
M. Golden	3								
A. Highsmith	3								
M. Walker	3								
D. Kazez	2								
J. Porter Jr.	2								
M. Adams Sr.	1								
L. Wallace	1								
A. Watts	1								

DATE	OPPONENT	TT	SOLO	ASST	SACKS	SACK YDS	INTS	INT YDS	PD	DTD	DS	TFL	QBH	FF	FR
1/15	at Buffalo	68	38	30	2	14.0	0	0.0	2	0	0	5	3	0	0
	2023 TOTALS	68	38	30	2	14.0	0	0.0	2	0	0	5	3	0	0

2023 POSTSEASON STEELERS GAME-BY-GAME OFFENSE		
	01/15 @ BUF	Totals
FIRST DOWNS		
Total	22	22
Rushing	6	6
Passing	14	14
Penalty	2	2
THIRD DOWNS		
Attempts	11	11
Converted	5	5
Percentage	45.5%	45.5%
FOURTH DOWNS		
Attempts	1	1
Converted	0	0
Percentage	0.0%	0.0%
TOT. OFFENSE		
Net Yards	324	324
Plays	63	63
Avg./Play	5.1	5.1
RUSHING		
Net Yards	106	106
Rush. Att.	23	23
Avg./Att.	4.6	4.6
PASSING		
Net Yards	218	218
Attempts	39	39
Completions	22	22
Intercepted	1	1
Gross Yards	229	229
Sacked	1.0	1.0
Yards Lost	11	11
ADVANCES		
Rushes	23	23
Completions	22	22
Totals	45	45
Total Drives	11	11
PENALTIES		
Number	6	6
Yards	50	50
FUMBLES		
Number	2	2
Lost	1	1
PUNTING		
Yards	154	154
Punts	4	4
Net Avg.	38.5	38.5
Gross Avg.	38.5	38.5
SCORING		
Points	17	17
Q1	0	0
Q2	7	7
Q3	3	3
Q4	7	7
OT	0	0
TD Rushing	0	0
TD Passing	2	2
TD KO Returns	0	0
TD Punt Returns	0	0
TD Sp. Teams	0	0
TD Def. Returns	0	0
FG Attempts	1	1
FG Made	1	1
Safety	0	0
2-Pt Attempts	0	0
2-Pt Made	0	0
Time of Possession	26:41	26:41

2023 POSTSEASON STEELERS GAME-BY-GAME DEFENSE		
	01/15 @ BUF	Totals
FIRST DOWNS		
Total	24	24
Rushing	11	11
Passing	11	11
Penalty	2	2
THIRD DOWNS		
Attempts	12	12
Converted	5	5
Percentage	41.7%	41.7%
FOURTH DOWNS		
Attempts	1	1
Converted	1	1
Percentage	100.0%	100.0%
TOT. OFFENSE		
Net Yards	368	368
Plays	66	66
Avg./Play	5.6	5.6
RUSHING		
Net Yards	179	179
Rush. Att.	34	34
Avg./Att.	5.3	5.3
PASSING		
Net Yards	189	189
Attempts	30	30
Completions	21	21
Intercepted	0	0
Gross Yards	203	203
Sacked	2.0	2.0
Yards Lost	14	14
ADVANCES		
Rushes	34	34
Completions	21	21
Totals	55	55
Total Drives	11	11
PENALTIES		
Number	2	2
Yards	24	24
FUMBLES		
Number	0	0
Lost	0	0
PUNTING		
Yards	144	144
Punts	3	3
Net Avg.	44.0	44.0
Gross Avg.	48.0	48.0
SCORING		
Points	31	31
Q1	14	14
Q2	7	7
Q3	3	3
Q4	7	7
OT	0	0
TD Rushing	1	1
TD Passing	3	3
TD KO Returns	0	0
TD Punt Returns	0	0
TD Sp. Teams	0	0
TD Def. Returns	0	0
FG Attempts	3	3
FG Made	1	1
Safety	0	0
2-Pt Attempts	0	0
2-Pt Made	0	0
Time of Possession	33:19	33:19

2023 POSTSEASON - DEFENSIVE TAKEAWAYS

DATE	OPPONENT	TAKEAWAY	QTR.	SCORE	YD-LINE	RESULT
01/15	at Buffalo	None				

2023 POSTSEASON - OFFENSIVE GIVEAWAYS

DATE	OPPONENT	TAKEAWAY	QTR.	SCORE	YD-LINE	RESULT
01/15	at Buffalo	G. Pickens fumble (T. Johnson FF; T. Bernard FR)	1	0-7	PIT-29	TD
		M. Rudolph INT (K. Elam: touchback)	2	0-14	BUF-(-2)	TD

2023 POSTSEASON - TURNOVERS

Offense:	2 Giveaways	Ratio
	14 Points (2 TD, 0 FG)	
Defense:	0 Takeaways	-2 (0 takes, 2 gives)
	0 Points (0 TD, 0 FG)	
Special Teams:	0 Giveaways	Points Off Turnovers Ratio
	0 Points (0 TD, 0 FG)	
	0 Takeaways	-14 (0 scored, 14 allowed)
	0 Points (0 TD, 0 FG)	

DATE	OPPONENT	FORCED TURNOVERS			TURNOVERS CONVERTED					OUTCOME	
		FUM	INTS	TOTAL	TD	FG	PTS.	PTS. PCT.	TD PCT.	NET DIFF.	RESULT
01/15	Pittsburgh	0	0	0	0	0	0	0.0	0.0	-2	L
	at Buffalo	1	1	2	2	0	14	100.0	100.0	+2	W
	STEELERS	0	0	0	0	0	0	0.0	0.0	-2	0-1
	OPPONENTS	1	1	2	2	0	14	100.0	100.0	+2	1-0

2023 POSTSEASON INDIVIDUAL GAME-BY-GAME STATS														
PASSING:		KENNY PICKETT												
DATE	OPP.	ATT	CMP	YDS	CMP%	Y/A	Y/C	TD	TD%	INT	INT%	LG	SK/YD	RATE
01/15	at Buffalo	DID NOT PLAY (NON-INJURY)												
TOTALS		0	0	0	0.0%	0.0	0.0	0	0.0%	0	0.0%	--	0/0	0.0
PASSING:		MASON RUDOLPH												
DATE	OPP.	ATT	CMP	YDS	CMP%	Y/A	Y/C	TD	TD%	INT	INT%	LG	SK/YD	RATE
01/15	at Buffalo	39	22	229	56.4%	5.9	10.4	2	5.1%	1	2.6%	33	1/11	80.0
TOTALS		39	22	229	56.4%	5.9	10.4	2	5.1%	1	2.6%	33	1/11	80.0
PASSING:		MITCH TRUBISKY												
DATE	OPP.	ATT	CMP	YDS	CMP%	Y/A	Y/C	TD	TD%	INT	INT%	LG	SK/YD	RATE
01/15	at Buffalo	INACTIVE												
TOTALS		0	0	0	0.0%	0.0	0.0	0	0.0%	0	0.0%	--	0/0	0.0

2023 POSTSEASON INDIVIDUAL GAME-BY-GAME STATS

RUSHING:		NAJEE HARRIS					GEORGE PICKENS					MASON RUDOLPH				
DATE	OPP.	NO.	YDS	AVG	LG	TD	NO.	YDS	AVG	LG	TD	NO.	YDS	AVG	LG	TD
01/15	at Buffalo	12	37	3.1	11	0	1	15	15.0	15	0	2	16	8.0	10	0
TOTALS		12	37	3.1	11	0	1	15	15.0	15	0	2	16	8.0	10	0

RUSHING:		JAYLEN WARREN				
DATE	OPP.	NO.	YDS	AVG	LG	TD
01/15	at Buffalo	8	38	4.8	12	0
TOTALS		8	38	4.8	12	0

2023 POSTSEASON INDIVIDUAL GAME-BY-GAME STATS

RECEIVING:	CALVIN AUSTIN III					PAT FREIERMUTH					NAJEE HARRIS				
DATE OPP.	NO.	YDS	AVG	LG	TD	NO.	YDS	AVG	LG	TD	NO.	YDS	AVG	LG	TD
01/15 at Buffalo	1	7	7.0	7t	1	5	76	15.2	33	0	2	15	7.5	10	0
TOTALS	1	7	7.0	7t	1	5	76	15.2	33	0	2	15	7.5	10	0

RECEIVING:	CONNOR HEYWARD					DIONTAE JOHNSON					GEORGE PICKENS				
DATE OPP.	NO.	YDS	AVG	LG	TD	NO.	YDS	AVG	LG	TD	NO.	YDS	AVG	LG	TD
01/15 at Buffalo	1	5	5.0	5	0	4	48	12.0	19	1	5	50	10.0	19	0
TOTALS	1	5	5.0	5	0	4	48	12.0	19	1	5	50	10.0	19	0

RECEIVING:	ALLEN ROBINSON II					JAYLEN WARREN				
DATE OPP.	NO.	YDS	AVG	LG	TD	NO.	YDS	AVG	LG	TD
01/15 at Buffalo	2	12	6.0	13	0	2	16	8.0	16	0
TOTALS	2	12	6.0	13	0	2	16	8.0	16	0

2023 POSTSEASON INDIVIDUAL DEFENSIVE GAME-BY-GAME STATS																																							
		MONTRAVIUS ADAMS SR.						KEEANU BENTON						MINKAH FITZPATRICK																									
		TRU		TFL		Y		SK		SKY		INT		FR		FF		PR		PD																			
DATE	OPP.	S	A	TK	TFL	TFL	Y	SK	SKY	INT	FR	FF	PR	PD	S	A	TK	TFL	TFL	Y	SK	SKY	INT	FR	FF	PR	PD												
01/15	at Buffalo	0	1	1	0	0	0.0	0.0	0	0	0	0	0	0	1	4	5	0	0	0.0	0.0	0	0	0	0	0	0	5	5	10	1	4	0.0	0.0	0	0	0	0	0
TOTALS		0	1	1	0	0	0.0	0.0	0	0	0	0	0	0	1	4	5	0	0	0.0	0.0	0	0	0	0	0	0	5	5	10	1	4	0.0	0.0	0	0	0	0	0

		MARKUS GOLDEN						CAMERON HEYWARD						ALEX HIGHSMITH																										
		TRU		TFL		Y		SK		SKY		INT		FR		FF		PR		PD																				
DATE	OPP.	S	A	TK	TFL	TFL	Y	SK	SKY	INT	FR	FF	PR	PD	S	A	TK	TFL	TFL	Y	SK	SKY	INT	FR	FF	PR	PD	S	A	TK	TFL	TFL	Y	SK	SKY	INT	FR	FF	PR	PD
01/15	at Buffalo	2	1	3	1	7	1.0	7.0	0	0	0	1	0	0	4	2	6	1	2	0.0	0.0	0	0	0	0	0	0	2	1	3	1	7	1.0	7.0	0	0	0	1	0	
TOTALS		2	1	3	1	7	1.0	7.0	0	0	0	1	0	0	4	2	6	1	2	0.0	0.0	0	0	0	0	0	0	2	1	3	1	7	1.0	7.0	0	0	0	1	0	

		MYLES JACK						DAMONTAE KAZEZ						LARRY OGUNJOBI																										
		TRU		TFL		Y		SK		SKY		INT		FR		FF		PR		PD																				
DATE	OPP.	S	A	TK	TFL	TFL	Y	SK	SKY	INT	FR	FF	PR	PD	S	A	TK	TFL	TFL	Y	SK	SKY	INT	FR	FF	PR	PD	S	A	TK	TFL	TFL	Y	SK	SKY	INT	FR	FF	PR	PD
01/15	at Buffalo	2	2	4	0	0	0.0	0.0	0	0	0	0	0	0	1	1	2	0	0	0.0	0.0	0	0	0	0	0	0	2	3	5	1	2	0.0	0.0	0	0	0	0	0	
TOTALS		2	2	4	0	0	0.0	0.0	0	0	0	0	0	0	1	1	2	0	0	0.0	0.0	0	0	0	0	0	0	2	3	5	1	2	0.0	0.0	0	0	0	0	0	0

		PATRICK PETERSON						JOEY PORTER JR.						ELANDON ROBERTS																										
		TRU		TFL		Y		SK		SKY		INT		FR		FF		PR		PD																				
DATE	OPP.	S	A	TK	TFL	TFL	Y	SK	SKY	INT	FR	FF	PR	PD	S	A	TK	TFL	TFL	Y	SK	SKY	INT	FR	FF	PR	PD	S	A	TK	TFL	TFL	Y	SK	SKY	INT	FR	FF	PR	PD
01/15	at Buffalo	4	0	4	0	0	0.0	0.0	0	0	0	0	0	0	2	0	2	0	0	0.0	0.0	0	0	0	0	0	0	3	2	5	0	0	0.0	0.0	0	0	0	1	1	
TOTALS		4	0	4	0	0	0.0	0.0	0	0	0	0	0	0	2	0	2	0	0	0.0	0.0	0	0	0	0	0	0	3	2	5	0	0	0.0	0.0	0	0	0	1	1	

		MARK ROBINSON						ERIC ROWE						MYKAL WALKER																										
		TRU		TFL		Y		SK		SKY		INT		FR		FF		PR		PD																				
DATE	OPP.	S	A	TK	TFL	TFL	Y	SK	SKY	INT	FR	FF	PR	PD	S	A	TK	TFL	TFL	Y	SK	SKY	INT	FR	FF	PR	PD	S	A	TK	TFL	TFL	Y	SK	SKY	INT	FR	FF	PR	PD
01/15	at Buffalo	3	2	5	0	0	0.0	0.0	0	0	0	0	0	0	6	2	8	0	0	0.0	0.0	0	0	0	0	0	1	1	2	3	0	0	0.0	0.0	0	0	0	0	0	
TOTALS		3	2	5	0	0	0.0	0.0	0	0	0	0	0	0	6	2	8	0	0	0.0	0.0	0	0	0	0	0	1	1	2	3	0	0	0.0	0.0	0	0	0	0	0	

		LEVI WALLACE						ARMON WATTS																			
		TRU		TFL		Y		SK		SKY		INT		FR		FF		PR		PD							
DATE	OPP.	S	A	TK	TFL	TFL	Y	SK	SKY	INT	FR	FF	PR	PD	S	A	TK	TFL	TFL	Y	SK	SKY	INT	FR	FF	PR	PD
01/15	at Buffalo	0	1	1	0	0	0.0	0.0	0	0	0	0	0	0	0	1	1	0	0	0.0	0.0	0	0	0	0	0	
TOTALS		0	1	1	0	0	0.0	0.0	0	0	0	0	0	0	0	1	1	0	0	0.0	0.0	0	0	0	0	0	

2023 POSTSEASON INDIVIDUAL SPECIAL TEAMS GAME-BY-GAME STATS							
DATE	OPP	MONTRAVIUS ADAMS SR.			NICK HERBIG		
		TKL	AST	TOT	TKL	AST	TOT
01/15	at Buffalo	0	0	0	1	0	1
TOTALS		0	0	0	1	0	1

2023 POSTSEASON INDIVIDUAL GAME-BY-GAME STATS									
PUNTING:		PRESSLEY HARVIN III							
DATE	OPP	NO.	YDS	AVG	TB	IN 20	LG	NET	BLK
01/15	at Buffalo	4	154	38.5	0	0	51	38.5	0
TOTALS		4	154	38.5	0	0	51	38.5	0

2023 POSTSEASON INDIVIDUAL GAME-BY-GAME STATS											
FIELD GOALS:		CHRIS BOSWELL									
DATE	OPP	0-19	20-29	30-39	40-49	50+	TOTAL	FGM	FGA	PCT	LG
01/15	at Buffalo	0/0	0/0	0/0	1/1	0/0	1/1	1	1	100.0%	40
TOTALS		0/0	0/0	0/0	1/1	0/0	1/1	1	1	100.0%	40

2023 POSTSEASON INDIVIDUAL GAME-BY-GAME STATS							
KICKOFF RETURNS:		JAYLEN WARREN					
DATE	OPP	NO.	YDS	AVG	LG	FC	TD
01/15	at Buffalo	1	21	21.0	21	1	0
TOTALS		1	21	21.0	21	1	0

2023 POSTSEASON INDIVIDUAL GAME-BY-GAME STATS							
PUNT RETURNS:							
CALVIN AUSTIN III							
DATE	OPP.	NO.	YDS	AVG	LG	FC	TD
01/15	at Buffalo	1	12	12.0	12	1	0
TOTALS		1	12	12.0	12	1	0



2023 Steelers Postseason History

- ✦ **Steelers Starting Quarterbacks**
- ✦ **Steelers In the Postseason**
- ✦ **Steelers Postseason Experience**
- ✦ **Steelers Postseason Game Summaries**
- ✦ **Steelers Postseason Records**



POSTSEASON STARTING QUARTERBACKS

Date	Playoff Round	Quarterback	Opponent	Result	Cmp.	Att.	Pct.	Yds.	Pass TDs	INT	Passer Rtg.	Yards/Att.
12/21/1947	Divisional Playoff	Johnny Clement**	Philadelphia Eagles	L	4	16	25.0	52	0	0	40.6	3.3
12/23/1972	Divisional Playoff	Terry Bradshaw	Oakland Raiders	W	11	25	44.0	175	1	1	64.6	7.0
12/31/1972	AFC Championship	Terry Bradshaw	Miami Dolphins	L	5	10	50.0	80	1	2	70.8	8.0
12/22/1973	Divisional Playoff	Terry Bradshaw	at Oakland Raiders	L	12	25	48.0	167	2	3	57.0	6.7
12/22/1974	Divisional Playoff	Terry Bradshaw	Buffalo Bills	W	12	19	63.2	203	1	0	116.8	10.7
12/29/1974	AFC Championship	Terry Bradshaw	at Oakland Raiders	W	8	17	47.1	95	1	1	59.7	5.6
01/12/1975	Super Bowl	Terry Bradshaw	vs. Minnesota Vikings	W	9	14	64.3	96	1	0	108.0	6.9
12/27/1975	Divisional Playoff	Terry Bradshaw	Baltimore Colts	W	8	13	61.5	103	0	2	46.8	7.9
01/04/1976	AFC Championship	Terry Bradshaw	Oakland Raiders	W	15	25	60.0	215	1	3	61.7	8.6
01/18/1976	Super Bowl	Terry Bradshaw	Dallas Cowboys	W	9	19	47.4	209	2	0	122.5	11.0
12/19/1976	Divisional Playoff	Terry Bradshaw	at Baltimore Colts	W	14	18	77.8	264	3	0	158.3	14.7
12/26/1976	AFC Championship	Terry Bradshaw	at Oakland Raiders	L	14	35	40.0	176	0	1	44.5	5.0
12/24/1977	Divisional Playoff	Terry Bradshaw	at Denver Broncos	L	19	37	51.4	177	1	3	40.0	4.8
12/30/1978	Divisional Playoff	Terry Bradshaw	Denver Broncos	W	16	29	55.2	272	2	1	95.8	9.4
01/07/1979	AFC Championship	Terry Bradshaw	Houston Oilers	W	11	19	57.9	200	2	2	89.7	10.5
01/21/1979	Super Bowl	Terry Bradshaw	vs. Dallas Cowboys	W	17	30	56.7	318	4	1	119.2	10.6
12/30/1979	Divisional Playoff	Terry Bradshaw	Miami Dolphins	W	21	31	67.7	230	2	0	111.0	7.4
01/06/1980	AFC Championship	Terry Bradshaw	Houston Oilers	W	18	30	60.0	219	2	1	90.8	7.3
01/20/1980	Super Bowl	Terry Bradshaw	L.A. Rams	W	14	21	66.7	309	2	3	101.9	14.7
01/09/1983	Wild Card Playoff	Terry Bradshaw	San Diego Chargers	L	28	39	71.8	325	2	2	92.4	8.3
01/01/1984	Divisional Playoff	Cliff Stoudt	at L.A. Raiders	L	10	20	50.0	187	1	1	78.5	9.4
12/30/1984	Divisional Playoff	Mark Malone	at Denver Broncos	W	17	28	60.7	224	1	0	97.9	8.0
01/06/1985	AFC Championship	Mark Malone	at Miami Dolphins	L	20	36	55.6	312	3	3	77.5	8.7
12/31/1989	Wild Card Playoff	Bubby Brister	at Houston Oilers	W	15	33	45.5	127	0	0	56.0	3.8
01/07/1990	Divisional Playoff	Bubby Brister	at Denver Broncos	L	19	29	65.5	229	1	0	101.1	7.9
01/09/1993	Divisional Playoff	Neil O'Donnell	Buffalo Bills	L	15	29	51.7	163	0	2	39.9	5.6
01/08/1994	Wild Card Playoff	Neil O'Donnell	at Kansas City Chiefs	L	23	42	54.8	286	3	0	99.9	6.8
01/07/1995	Divisional Playoff	Neil O'Donnell	Cleveland Browns	W	16	23	69.6	186	2	0	122.7	8.1
01/15/1995	AFC Championship	Neil O'Donnell	San Diego Chargers	L	32	54	59.3	349	1	0	84.6	6.5
01/06/1996	Divisional Playoff	Neil O'Donnell	Buffalo Bills	W	19	35	54.3	262	1	2	64.2	7.5
01/14/1996	AFC Championship	Neil O'Donnell	Indianapolis Colts	W	25	41	61.0	205	1	1	71.7	5.0
01/28/1996	Super Bowl	Neil O'Donnell	Dallas Cowboys	L	28	49	57.1	239	1	3	51.3	4.9
12/29/1996	Wild Card Playoff	Mike Tomczak	Indianapolis Colts	W	13	21	61.9	176	0	2	49.0	8.4
01/05/1997	Divisional Playoff	Mike Tomczak	New England Patriots	L	16	29	55.2	110	0	2	35.1	3.8
01/03/1998	Divisional Playoff	Kordell Stewart	New England Patriots	W	14	31	45.2	134	0	1	44.3	4.3
01/11/1998	AFC Championship	Kordell Stewart	Denver Broncos	L	18	36	50.0	201	1	3	41.6	5.6
01/20/2002	Divisional Playoff	Kordell Stewart	Baltimore Ravens	W	12	22	54.5	154	1	1	72.9	7.0
01/27/2002	AFC Championship	Kordell Stewart	New England Patriots	L	24	42	57.1	255	0	3	45.2	6.1
01/05/2003	Wild Card Playoff	Tommy Maddox	Cleveland Browns	W	30	48	62.5	367	3	2	89.5	7.6
01/11/2003	Divisional Playoff	Tommy Maddox	at Tennessee Titans	L	21	41	51.2	266	2	1	77.9	6.5
01/15/2005	Divisional Playoff	Ben Roethlisberger	New York Jets	W	17	30	56.7	181	1	2	57.8	6.0
01/23/2005	AFC Championship	Ben Roethlisberger	New England Patriots	L	14	24	58.3	226	2	3	78.1	9.4
01/08/2006	Wild Card Playoff	Ben Roethlisberger	at Cincinnati Bengals	W	14	19	73.7	208	3	0	148.7	10.9
01/15/2006	Divisional Playoff	Ben Roethlisberger	at Indianapolis Colts	W	14	24	58.3	197	2	1	95.3	8.2
01/22/2006	AFC Championship	Ben Roethlisberger	at Denver Broncos	W	21	29	72.4	275	2	0	124.9	9.5
02/05/2006	Super Bowl	Ben Roethlisberger	Seattle Seahawks	W	9	21	42.9	123	0	2	22.6	5.9
01/05/2008	Wild Card Playoff	Ben Roethlisberger	Jacksonville Jaguars	L	29	42	69.0	337	2	3	79.2	8.0
01/11/2009	Divisional Playoff	Ben Roethlisberger	San Diego Chargers	W	17	26	65.4	181	1	0	98.4	7.0
01/18/2009	AFC Championship	Ben Roethlisberger	Baltimore Ravens	W	16	33	48.5	255	1	0	84.8	7.7
02/01/2009	Super Bowl	Ben Roethlisberger	vs. Arizona Cardinals	W	21	30	70.0	256	1	1	93.2	8.5
01/15/2011	Divisional Playoff	Ben Roethlisberger	Baltimore Ravens	W	19	32	59.4	226	2	0	101.8	7.1
01/23/2011	AFC Championship	Ben Roethlisberger	New York Jets	W	10	19	52.6	133	0	2	35.5	7.0
02/06/2011	Super Bowl	Ben Roethlisberger	at Green Bay Packers	L	25	40	62.5	263	2	2	77.4	6.6
01/08/2012	Wild Card Playoff	Ben Roethlisberger	at Denver Broncos	L	22	40	55.0	289	1	1	75.9	7.2
01/03/2015	Wild Card Playoff	Ben Roethlisberger	Baltimore Ravens	L	31	45	68.9	334	1	2	79.3	7.4
01/09/2016	Wild Card Playoff	Ben Roethlisberger	at Cincinnati Bengals	W	18	31	58.1	229	1	0	92.0	7.4
01/17/2016	Divisional Playoff	Ben Roethlisberger	at Denver Broncos	L	24	37	64.9	339	0	0	94.3	9.2

POSTSEASON STARTING QUARTERBACKS

Date	Playoff Round	Quarterback	Opponent	Result	Cmp.	Att.	Pct.	Yds.	Pass TDs	INT	Passer Rtg.	Yards/Att.
01/08/2017	Wild Card Playoff	Ben Roethlisberger	Miami Dolphins	W	13	18	72.2	197	2	2	105.3	10.9
01/15/2017	Divisional Playoff	Ben Roethlisberger	at Kansas City Chiefs	W	20	31	64.5	224	0	1	72.5	7.2
01/22/2017	AFC Championship	Ben Roethlisberger	at New England Patriots	L	31	47	66.0	314	1	1	83.1	6.7
01/14/2018	Divisional Playoff	Ben Roethlisberger	Jacksonville Jaguars	L	37	58	63.8	469	5	1	110.5	8.1
01/10/2021	Wild Card Playoff	Ben Roethlisberger	Cleveland Browns	L	47	68	69.1	501	4	4	85.5	7.4
01/16/2022	Wild Card Playoff	Ben Roethlisberger	at Kansas City Chiefs	L	29	44	65.9	215	2	0	92.5	4.9
01/15/2024	Wild Card Playoff	Mason Rudolph	at Buffalo Bills	L	22	39	56.4	229	2	1	80.0	5.9

** Starting QB in 1947 did not throw a pass so replaced by QB who threw most passes in game



Pittsburgh 0
Philadelphia 21



1947 NFL DIVISIONAL (DEC. 21, 1947)

PHILADELPHIA — The Eagles of coach Earle (Greasy) Neale were on the rise, destined to play the next three NFL title games, whereas Jock Sutherland's Steelers—the last of the Single-Wing offenses to make the playoffs—would have only one winning season in the next decade and that is how each played.

The Eagles capitalized early on a Pittsburgh error. Pete Pihos blocked a punt by Bob Cifers, and the Eagles gained possession at the Steelers' 14. Two plays later, Tommy Thompson threw a 15-yard touchdown pass to Steve Van Buren. The next period, Thompson went to the air again and found Jack Ferrante for 28 yards and a score that made it 14-0.

In the third quarter, the punting game again got the Steelers into trouble. Cifers out-kicked his coverage and Bosh Pritchard wound his way through the Pittsburgh defense, going 79 yards for the final score.

Going into the game the Steelers were torn by controversy. The players demanded an extra paycheck for the playoff. Although they got their money, they outraged their coach Jock Sutherland, who proceeded to hold his pre-game practices outdoors in the snow and ice.

GAME SUMMARY

	1	2	3	4	F
STEELERS	0	0	0	0	0
Eagles	7	7	7	0	21

TEAM	Q	PLAY	SCORE
PHI	1	Van Buren 15 pass from Thompson (Patton kick)	0-7
PHI	2	Ferrante 28 pass from Thompson (Patton kick)	0-14
PHI	3	Pritchard 79 punt return (Patton kick)	0-21



Pittsburgh 10
Detroit 17



1962 PLAYOFF BOWL (JAN. 6, 1963)

MIAMI — The Steelers and Lions met in the third game of what was known as the Playoff Bowl. From 1960-66, the Playoff Bowl was played in Miami, Fla., consisting of the runners-up in each division. Detroit won its third consecutive Playoff Bowl, a 17-10 victory over the Steelers.

In what was a very physical game, the Steelers lost three key starters throughout the game. Halfback Willie Daniel sustained a concussion and a broken jaw, eventual Hall-of-Fame fullback John Henry Johnson left the game with a concussion, and tackle Dan James fractured his leg.

The Lions had the only scoring opportunity of the first quarter, however, a Wayne Walker 27-yard field goal attempt was wide left. He had a second chance in the second quarter and connected to give the Lions a 3-0 lead. The Steelers answered with a five-yard touchdown run by Dick Hoak, giving them a 7-3 lead. Detroit scored on their following drive thanks to a 20-yard pass from Milt Plum to Ken Webb, to give the Lions a 10-7 lead at halftime.

The Steelers tied the game halfway through the third quarter when Lou Michaels kicked a 40-yard field goal.

Detroit clinched the game with an 80-yard, four-play drive. Plum hit Dan Lewis for a gain of 73 yards. Then Ken Webb clinched the victory for the Lions with a three-yard touchdown run.

Bobby Layne replaced Ed Brown at quarterback with 7:46 remaining in the game and almost completed a Steelers' comeback. However, his effort fell short. Layne did complete 4-of-8 passes for 69 yards and one interception.

GAME SUMMARY

	1	2	3	4	F
STEELERS	0	7	3	0	10
Lions	0	10	7	0	17

TEAM	Q	PLAY	SCORE
DET	2	Walker 27 FG	0-3
PIT	2	Hoak 5 run (Michaels kick)	7-3
DET	2	Webb 20 pass from Plum (Walker kick)	7-10
PIT	3	Michaels 40 FG	10-10
DET	3	Webb 2 run (Walker kick)	10-17



Oakland 7
Pittsburgh 13



1972 AFC DIVISIONAL PLAYOFF (DEC. 23, 1972)

PITTSBURGH — Two unusual plays, one perhaps the oddest—and certainly the most controversial—in the long history of professional football, provided most of the offense in the final two minutes of what had been a tension-filled defensive struggle.

Field goals of 18 and 20 yards by Roy Gerela had given Pittsburgh a 6-0 lead. QB Ken Stabler erased it as he scrambled 30 yards on a broken play to put Oakland in front with one minute and 13 seconds remaining.

Down to their last play, the Steelers were 60 yards from the Oakland goal when rookie Franco Harris made an incredible shoe-top catch off a ricocheted pass and ran 42 yards for the TD.

The dispute on the game-winning play centered on whether the flight of the ball was altered by the contact of Oakland's Jack Tatum or the Steelers' John "Frenchy" Fuqua.



Miami 21
Pittsburgh 17



1972 AFC CHAMPIONSHIP (DEC. 31, 1972)

PITTSBURGH — The Steelers stumbled on the last step to a Super Bowl berth when QB Bob Griese rallied the unbeaten Miami Dolphins.

Actually, the outcome may have been determined on a trick play. With the Steelers leading 7-0 by virtue of a TD the first time they had the ball, Larry Seiple ran 37 yards on a fake punt deep into Pittsburgh territory.

The play took away the Steelers' early momentum and led to the Dolphins tying score. After a field goal early in the third quarter gave Pittsburgh its last lead, Griese took over from Earl Morrall and drove his team 80 yards for the go-ahead TD.

A blocked field goal attempt paved the way for Miami's third TD. Terry Bradshaw made it necessary as he returned to the game after suffering a first quarter head injury. He completed four straight passes for 71 yards to pull his team within four points, but two interceptions ended Pittsburgh's Cinderella season.

GAME SUMMARY

	1	2	3	4	F
Oakland	0	0	0	7	7
STEELERS	0	0	3	10	13

TEAM	Q	PLAY	DRIVE	SCORE
PIT	3	Gerela 18 FG	12-78, 5:08	3-0
PIT	4	Gerela 29 FG	5-13, 2:15	6-0
OAK	4	Stabler 30 run (Blanda kick)	12-80, 2:29	6-7
PIT	4	Harris 60 pass from Bradshaw (Gerela kick)	6-80, 1:13	13-7

GAME SUMMARY

	1	2	3	4	F
Dolphins	0	7	7	7	21
STEELERS	7	0	3	7	17

INDIVIDUAL STATS	
RUSHING	PIT: Harris 18-64; Fuqua 16-25; Bradshaw 2-19.
	OAK: Hubbard 14-44; Smith 14-57; Davis 2-7; Stabler 1-30, 1 TD.
	PIT: Bradshaw 25-11-1, 175 1 TD.
PASSING	OAK: Lamonica 18-6-2, 45; Stabler 12-6-0, 57.
	PIT: Shanklin 3-55; Harris 5-96, 1 TD; McMakin 1-9; Young 1-4; Fuqua 1-11.
RECEIVING	OAK: Hubbard 1-2; Biletnikoff 3-28; Smith 2-8; Chester 3-40; Otto 1-5; Banaszak 1-12; Siani 1-7.

TEAM STATS		
	Raiders	Steelers
First Downs	13 (9-4-0)	13 (7-6-0)
Third Downs	5-16 (31%)	6-18 (33%)
Total Net Yds	216	252
Plays-Avg.	65-3.5	64-4.0
Rushing Yds	138	108
Att.-Avg.	31-4.5	36-3.0
Passing Yds	78	144
Sacked by Opp.	4-24	3-31
Att.-Comp.-Int.	30-12-2	25-11-1
Punts-Avg.	7-45.1	7-48.2
Penalties	2-15	1-5
Fumbles-Lost	3-2	0-0

INDIVIDUAL STATS	
RUSHING	MIA: Morris 16-76; Csonka 24-68; Seiple 1-37; Kiick 8-12, 2 TD.
	PIT: Harris 16-76; Fuqua 8-47; Bradshaw 2-5.
PASSING	MIA: Morrall 11-7-1, 51, 1 TD; Griese 5-3-0, 70.
	PIT: Bradshaw 10-5-2, 80, 1 TD; Hanratty 10-5-0, 57.
RECEIVING	MIA: Fleming 5-50; Warfield 2-63; Csonka 1-9, 1 TD; Mandich 1-5; Morris 1-(6).
	PIT: Young 4-54, 1 TD; Shanklin 2-49; Harris 2-3; McMakin 1-22; Brown 1-9.

TEAM STATS		
	Raiders	Steelers
First Downs	19 (11-6-2)	13 (6-6-1)
Third Downs	9-20 (45%)	5-12 (42%)
Total Net Yds	314	250
Plays-Avg.	65-4.8	46-5.4
Rushing Yds	193	128
Att.-Avg.	49-3.9	26-4.9
Passing Yds	121	122
Att.-Comp.-Int.	16-10-1	20-10-2
Punts-Avg.	4-35.5	4-51.3
Penalties	2-19	4-30
Fumbles-Lost	0-0	2-0



Pittsburgh 14
Oakland 33



1973 AFC WILD CARD (DEC. 22, 1973)

OAKLAND — The Raiders got a full measure of revenge for three straight losses to the Steelers, including one on the opening round of the AFC playoffs in 1972.

Oakland drove 80 yards for a touchdown the first time they had the ball and quarterback Ken Stabler mixed a strong inside running game with accurate short passes, a pattern he was to follow all afternoon.

A Steelers' touchdown late in the second quarter narrowed the halftime score to 10-7.

The Raiders added field goals on their first two third-quarter possessions. Two plays after the second one Willie Brown picked off a Terry Bradshaw pass in the flat and returned it 54 yards to put the game out of reach.

A fourth George Blanda field goal preceded Bradshaw's second touchdown pass—a 26-yarder to Frank Lewis.

GAME SUMMARY

	1	2	3	4	F
STEELERS	0	7	0	7	14
Raiders	7	3	13	10	33

TEAM	Q	PLAY	SCORE
OAK	1	Hubbard 1 run (Blanda kick)	0-7
OAK	2	Blanda 25 FG	0-10
PIT	2	Pearson 4 pass from Bradshaw (Gerela kick)	7-10
OAK	3	Blanda 31 FG	7-13
OAK	3	Blanda 22 FG	7-16
OAK	3	Brown 54 interception return (Blanda kick)	7-23
OAK	4	Blanda 10 FG	7-26
PIT	4	Lewis 26 pass from Bradshaw (Gerela kick)	14-26
OAK	4	Hubbard 1 run (Blanda kick)	14-33

INDIVIDUAL STATS

RUSH	PIT: Harris 10-29; Pearson 4-14; Fuqua 3-13; Bradshaw 3-9.
	OAK: Hubbard 20-91, 2 TD; Smith 17-73; Davis 12-48; Banaszak 5-17; Moore 1-3.
	PASS
	PIT: Bradshaw 12-25-3, 167, 2 TD.
	OAK: Stabler 14-17-0, 142.
REC	PIT: Lewis 4-70, 1 TD, Fuqua 4-52; B. Pearson 2-71 TD; P. Pearson 1-24; Williams 1-14.
	OAK: Siani 5-68; Moore 3-26; Smith 2-10; Hubbard 1-17; Biletnikoff 1-8; Branch 1-8; Banaszak 1-5.

TEAM STATS

	Steelers	Raiders
First Downs	15 (2-10-3)	24 (14-8-2)
Third Downs	5-11 (45%)	10-17 (59%)
Total Net Yds	223	361
Plays-Avg.	46-4.8	74-4.8
Rushing Yds	65	232
Att.-Avg.	20-3.2	55-4.2
Passing Yds	158	129
Att.-Comp.-Int.	25-12-3	17-14-0
Punts-Avg.	5-41.6	2-39.0
Penalties	4-60	9-75



Buffalo 14
Pittsburgh 32



1974 AFC DIVISIONAL PLAYOFF (DEC. 22, 1974)

PITTSBURGH — The Steelers' offense took the pressure off their defensive teammates early by exploding for four second-quarter touchdowns as Terry Bradshaw played one of the finest games of his pro career.

Trailing 7-3 after young Joe Ferguson led the Bills on a well-executed 56-yard drive, the Steelers went ahead for good when Bradshaw connected with Rocky Bleier for a 27-yard scoring toss. Before the halftime intermission, Franco Harris ripped off three touchdown runs in less than five minutes to tie an NFL record and put the game out of Buffalo's reach.

Harris' middle score was set up by Lynn Swann's sensational diving catch on the Buffalo four-yard line that was the game's biggest play and probably the turning point.

The game's most crucial turnover, a Jim Braxton fumble after he had run 30 yards into Steelers' territory, preceded that Pittsburgh series.

The big halftime margin forced the Bills out of their normal ball-control offense and Ferguson was greatly handicapped as he threw 15 times in the second half against a stacked defense. While Buffalo played catch-up, the Steelers were content to run the ball. Bradshaw threw just five times in the final half.

GAME SUMMARY

	1	2	3	4	F
Bills	7	0	7	0	14
STEELERS	3	26	0	3	32

TEAM	Q	PLAY	SCORE
PIT	1	Gerela 21 FG	0-3
BUF	1	Seymour 22 pass from Ferguson (Leyboldt kick)	7-3
PIT	2	Bleier 27 pass from Bradshaw (kick failed)	7-9
PIT	2	Harris 1 run (Gerela kick)	7-16
PIT	2	Harris 4 run (kick failed)	7-22
PIT	2	Harris 1 run (Gerela kick)	7-29
BUF	3	Simpson 3 pass from Ferguson (Leyboldt kick)	14-29
PIT	4	Gerela 22 FG	14-32

INDIVIDUAL STATS

RUSH	BUF: Simpson 15-49; Braxton 5-48; Ferguson 1-3.
	PIT: Harris 24-74, 2 TD; Bradshaw 5-48; Bleier 14-45; Davis 5-32; Swann 2-24; Gilliam 1-12.
	PASS
	BUF: Ferguson 26-11-0, 164, 2 TD.
	PIT: Bradshaw 19-12-0 203, 1 TD; Gilliam 2-0-0.
REC	BUF: Hill 4-59; Simpson 3-37; Seymour 2-35; Rasha 1-25; Braxton 1-8.
	PIT: Swann 3-60; Bleier 3-54, 1 TD; Lewis 2-18; Brown 1-29; McMakin 1-22; Shanklin 1-15; Harris 1-5.

TEAM STATS

	Bills	Steelers
First Downs	15 (5-10-0)	29 (18-9-2)
Third Downs	3-11 (27%)	7-14 (50%)
Total Net Yds	264	438
Plays-Avg.	47-5.6	72-6.1
Rushing Yds	100	235
Att.-Avg.	21-4.8	51-4.6
Passing Yds	164	203
Att.-Comp.-Int.	26-11-0	21-12-0
Punts-Avg.	5-39.4	3-38.7
Penalties	3-15	2-10



Pittsburgh 24
Oakland 13



1973 AFC CHAMPIONSHIP (DEC. 29, 1974)

OAKLAND — The Steelers combined the power running of Franco Harris and Rocky Bleier with a defense that held the Raiders to an incredible 29 yards rushing and intercepted three Ken Stabler passes en route to a 24-13 victory.

The Steelers took command of the game after Stabler combined with Cliff Branch on a 38-yard touchdown pass to give the Raiders a 10-3 lead in the third quarter.

The teams had traded first half field goals. Taking the kickoff following Branch's score, the Steelers grinded out 61 yards in nine plays with Harris blasting up the middle for eight yards and the touchdown on the first play of the fourth quarter. Jack Ham's second interception of the day paved the way to the Steelers' winning score. He returned it 24 yards to the Oakland nine.

Terry Bradshaw, who played another outstanding game, hit Lynn Swann in the end zone for the touchdown. The Raiders added a second field goal but it was the end of the line for them as the Steeler defense totally dominated the line of scrimmage.

J.T. Thomas' interception with just over a minute to play ended any Oakland comeback hopes. Harris followed with a 21-yard touchdown run.

GAME SUMMARY

	1	2	3	4	F
STEELERS	0	3	0	21	24
Raiders	3	0	7	3	13

TEAM	Q	PLAY	SCORE
OAK	1	Blanda 40 FG	7-41, 2:45 0-3
PIT	2	Gerela 23 FG	9-50, 5:12 3-3
OAK	3	Branch 38 pass from Stabler (Blanda kick)	8-80, 4:10 3-10
PIT	4	Harris 8 run (Gerela kick)	9-61, 4:59 10-10
PIT	4	Swann 6 pass from Bradshaw (Gerela kick)	4-9, 1:23 17-10
OAK	4	Blanda 24 FG	9-85, 4:00 17-13
PIT	4	Harris 21 run (Gerela kick)	2-24, 0:13 24-13

INDIVIDUAL STATS

RUSH	PIT: Harris 29-111, 2 TD; Bleier 18-98; Bradshaw 3-15.
	OAK: Davis 10-16; Banaszak 3-7; Hubbard 7-6; Stabler 1-0.
PASS	PIT: Bradshaw 17-8-1, 95, 1 TD.
	OAK: Stabler 36-19-3 271, 1 TD.
REC	PIT: Brown 2-37; Bleier 2-25; Swann 2-17, 1 TD; Stallworth.
	OAK: Branch 9-186, 1 TD; Moore 4-32; Biletnikoff 3-45; Davis 2-8; Banaszak 1-0.

TEAM STATS

	Steelers	Raiders
First Downs	20 (11-7-2)	15 (0-13-2)
Third Downs	9-16 (56%)	4-13 (31%)
Total Net Yards	305	278
Plays-Avg.	67-4.6	57-4.8
Rushing Yards	224	29
Att.-Avg.	50-4.5	21-1.4
Passing Yards	81	249
Att.-Comp.-Int.	17-8-1	36-19-3
Punts-Avg.	4-41.0	5-43.4
Penalties-Yds.	4-30	5-60
Fumbles-Lost	3-2	0-0



Baltimore 10
Pittsburgh 28



1975 AFC DIVISIONAL PLAYOFF (DEC. 27, 1975)

PITTSBURGH — Franco Harris ran for an AFC playoff record 153 yards but it was Mel Blount's interception late in the third quarter that provided the Steelers with the impetus to overcome a 10-7 Baltimore lead, propelling the Steelers to a 28-10 victory.

Following Jack Ham's interception, the Steelers put together a 61-yard, four-play drive, highlighted by Frank Lewis' sensational one-handed 34-yard catch, to take a 7-0 lead late in the first quarter.

Playing without regular quarterback Bert Jones, the Colts used a Lloyd Mumphord interception to tie the game on Marty Domres' pass to Glenn Doughty.

Another turnover, one of four by the Steelers, a fumble by Harris at his own 19, gave the Colts a field goal and their only lead of the game. Three minutes later Blount made his steal and Bleier scored standing up on the first play.

The Pittsburgh defense stiffened, holding the Colts without a first down on their next three possessions. The Steelers put it out of reach with Terry Bradshaw's gummy two-yard touchdown run which capped a 39-yard drive.

GAME SUMMARY

	1	2	3	4	F
Colts	0	7	3	0	10
STEELERS	7	0	7	14	28

TEAM	Q	PLAY	DRIVE	SCORE
PIT	1	Harris 8 run (Gerela kick)	4-61, 1:30	7-0
BAL	1	Doughty 5 pass from Domres (Linhart kick)	5-19, 2:33	7-7
BAL	3	Linhart 24 FG	7-15, 2:54	7-10
PIT	3	Bleier 7 run (Gerela kick)	1-7, 0:05	14-10
PIT	4	Bradshaw 2 run (Gerela kick)	7-39, 2:21	21-10
PIT	4	Russell 93 fumble return (Gerela kick)	—	28-10

INDIVIDUAL STATS

RUSH	BLT: Mitchell 26-63; Domres 4-17; Jones 2-6; Olds 5-6; McCauley 3-3; Carr 1-(-13).
	PIT: Harris 27-153, 1 TD; Bleier 12-28, 1 TD; Bradshaw 3-22; Collier 1-8.
	BLT: Jones 11-6-0, 91; Domres 11-2-2, 9, 1 TD.
PASS	PIT: Bradshaw 13-8-2, 103.
	BLT: Mitchell 4-20; Doughty 2-63; McCauley 1-9; Kennedy 1-8.
REC	PIT: Lewis 3-65; Swann 2-15; Bleier 2-14; Brown 1-9.

TEAM STATS

	Colts	Steelers
First Downs	10 (4-4-2)	16 (13-3-0)
Third Downs	6-21 (28%)	4-12 (33%)
Total Net Yards	154	287
Plays-Avg.	68-2.3	59-4.9
Rushing Yards	82	211
Att.-Avg.	41-2.3	43-4.9
Passing Yards	72	76
Att.-Comp.-Int.	22-8-2	13-8-2
Punts-Avg.	9-40.1	4-39.8
Penalties-Yds.	2-1	3-3
Fumbles-Lost	6-53	5-45



Oakland 10
Pittsburgh 16



1975 AFC CHAMPIONSHIP (JAN. 4, 1976)

PITTSBURGH — In a game that was not decided until the final play, the Steelers overcame eight turnovers, including a lost onside kick, which gave the Raiders a final opportunity to win, for a 16-10 victory.

The game was played on an icy field with temperatures in the teens and strong, gusty winds.

Oakland intercepted two passes in the first quarter but the best they could get out of them was a missed 38-yard field goal. The Steelers took advantage of the initial Raider turnover, the first of Mike Wagner's two interceptions and a 20-yard return, to get on the board with a field goal.

The Steelers missed two field-goal attempts, 44- and 48-yard tries, in a third quarter in which the Raiders committed three turnovers to the Steelers' one.

Franco Harris completed a 70-yard drive when he found the middle jammed and swung around his left side for 25 yards scoring the game's first TD on the second play of the final quarter.

Ken Stabler responded with a 60-yard, six-pass drive to reduce the Steeler lead to three again.

Another Oakland fumble, which Jack Lambert grabbed for his third recovery of the game on the Oakland 25, set up the final Steelers score. While the Steelers were running out the clock, Harris fumbled and the Raiders quickly moved into position for a 41-yard field goal. The Steelers committed their third fumble in the final five minutes of the game on the ensuing onside kickoff but time ran out on the Raiders.

GAME SUMMARY

	1	2	3	4	F
Raiders	0	0	0	10	10
STEELERS	0	3	0	13	16

TEAM	Q	PLAY	DRIVE	SCORE
PIT	2	Gerela 36 FG	5-31, 2:29	3-0
PIT	4	Harris 25 run (Gerela kick)	5-70, 2:15	10-0
OAK	4	Siani 14 pass from Stabler (Blanda kick)	6-60, 1:45	10-7
PIT	4	Stallworth 20 pass from Bradshaw (snap fumbled)	3-25, 1:18	16-7
OAK	4	Blanda 41 FG	6-41, 1:14	16-10



Baltimore 14
Pittsburgh 40



1976 AFC DIVISIONAL PLAYOFF (DEC. 19, 1976)

PITTSBURGH — The Steelers struck quick with a 76-yard touchdown pass from Terry Bradshaw to Frank Lewis on the game's third play en route to setting league marks for total yardage and a then-team postseason record for points, with a 40-14 win.

Terry Bradshaw played the finest game of his career, setting then-personal highs by completing 78 percent of his passes for three touchdowns.

The Steelers scored five of the first six times they had the ball and their 17-point second quarter sealed the victory.

First-half interceptions by Mike Wagner and Glen Edwards and five quarterback sacks, two by Andy Russell on successive plays, paced the defense.

However, the victory was a very costly one, which would take its toll one week later.

Both Franco Harris and Rocky Bleier suffered injuries which sidelined them for the AFC title game. Harris was hurt early in the third quarter after rushing for 132 yards. Frenchy Fuqua and Reggie Harrison picked up the slack, making large contributions rushing and receiving.

GAME SUMMARY

	1	2	3	4	F
STEELERS	9	17	0	14	40
Colts	7	0	0	7	14

TEAM	Q	PLAY	DRIVE	SCORE
PIT	1	Lewis 76 pass from Bradshaw (kick failed)	3-78, 1:28	6-0
PIT	1	Gerela 45 FG	8-50, 4:06	9-0
BAL	1	Carr 17 pass from Jones (Linhart kick)	9-69, 5:04	9-7
PIT	2	Harrison 1 run (Gerela kick)	6-32, 3:00	16-7
PIT	2	Swann 29 pass from Bradshaw (Gerela kick)	5-54, 1:45	23-7
PIT	2	Gerela 25 FG	5-39, 0:36	26-7
PIT	4	Swann 11 pass from Bradshaw (Gerela kick)	9-68, 4:34	33-7
BAL	4	Leaks 1 run (Linhart kick)	9-65, 3:17	33-14
PIT	4	Harrison 10 run (Mansfield kick)	5-50, 3:04	40-14

INDIVIDUAL STATS

RUSH	PIT: Harris 18-132; Fuqua 11-54; Harrison 10-40, 2 TD; Bleier 1(-1).
	BLT: Mitchell 16-55; Leaks 4-12, 1 TD; McCauley 1-1; Jones 2-3.
	PIT: Bradshaw 18-14-0, 264, 3 TD; Kruzcek 6-5-0, 44.
PASS	BLT: Jones 25-11-2, 144, 1 TD.
	PIT: Swann 5-77, 2 TD; Harrison 4-37; Harris 3-24; Lewis 2-103, 1 TD; Fuqua 2-34; Bell 2-25; Stallworth 1-8.
REC	BLT: Mitchell 5-42, Chester 3-42; Carr 2-35; Doughty 1-25.

TEAM STATS

	Steelers	Colts
First Downs	29 (12-15-2)	16 (4-8-4)
Third Downs	9-10 (90%)	4-9 (44%)
Total Net Yards	526	170
Plays-Avg.	65-8.1	53-3.2
Rushing Yards	225	71
Att.-Avg.	40-5.6	23-3.1
Passing Yards	301	99
Att.-Comp.-Int.	24-19-0	25-11-2
Punts-Avg.	1-33	4-40.5
Fumbles-Lost	2-1	0-0
Penalties-Yds.	12-81	7-59

INDIVIDUAL STATS

RUSH	OAK: Banaszak 8-33; Hubbard 10-30; C. Davis 13-29; J. Phillips 1-1.
	PIT: Harris 27-79; Bradshaw 2-22; Bleier 10-16.
PASS	OAK: Stabler 42-18-2, 246, 1 TD.
	PIT: Bradshaw 25-15-3, 215, 1 TD.
REC	OAK: Siani 5-80, 1 TD; Casper 5-67; Branch 2-56; Banaszak 2-12; Moore 2-12; Hart 1-16; C. Davis 1-3.
	PIT: Harris 5-58; Grossman 4-36; Swann 2-45; Stallworth 2-30, 1 TD; Lewis 1-33; Brown 1-13.

TEAM STATS

	Raiders	Steelers
First Downs	18 (3-13-2)	16 (5-10-1)
Third Downs	7-18 (39%)	5-13 (38%)
Total Net Yards	321	332
Plays-Avg.	76-4.2	64-5.2
Rushing Yards	93	117
Att.-Avg.	32-2.9	39-3.0
Passing Yards	228	215
Att.-Comp.-Int.	42-18-2	25-15-3
Punts-Avg.	8-37.8	4-38.5
Fumbles-Lost	4-3	5-5
Penalties-Yds.	4-40	3-32



Pittsburgh 7
Oakland 24



1976 AFC CHAMPIONSHIP (DEC. 26, 1976)

OAKLAND — The Steelers and Raiders met for a fifth straight year in the playoffs and third season in a row for the AFC title.

The Raiders ended the Steelers seven-game postseason winning streak with a surprisingly strong running game and the timely passing of Ken Stabler, which they parlayed with a tenacious defense onto a 24-7 victory.

Oakland grabbed a 10-point lead on a pair of Steelers' errors. A partially blocked punt led to a field goal and an interception on a deflection that was returned to the one yard-line set up a touchdown.

Forced to throw because of injuries to Franco Harris and Rocky Bleier, neither of whom played, the Steelers fought back and on their next possession and went 75 yards with all but 16 coming through the air. However, the Raiders matched it by storming 69 yards to score with 23 seconds left in the half.

After their 63-yard scoring drive in the third quarter, the Raiders were content to play conservatively while the desperate Steelers were forced to play catch-up, something they were unable to do this day.

GAME SUMMARY

	1	2	3	4	F
STEELERS	0	7	0	0	7
Raiders	3	14	7	0	24

TEAM	Q	PLAY	DRIVE	SCORE
OAK	1	Mann 39 FG	7-38, 3:20	0-3
OAK	2	Davis 1 run (Mann kick)	3-1, 5:30	0-10
PIT	2	Harrison 3 run (Mansfield kick)	8-75, 5:00	7-10
OAK	2	Bankston 4 pass from Stabler (Mann kick)	14-69, 4:04	7-17
OAK	3	Banaszak 5 pass from Stabler (Mann kick)	12-63, 6:47	7-24

INDIVIDUAL STATS

RUSH	PIT: Harrison 11-44, 1 TD; Fuqua 8-24; Bradshaw 1-4; Cunningham 1-0. DEN: Van Eeghen 22-66; Davis 11-54, 1 TD; Banaszak 15-46; Garrett 2-4; Casper 1-(-13).
	PASS PIT: Bradshaw 35-14-1, 176. DEN: Stabler 16-10-0, 88, 2 TD; Rae 0-0-0, 0.
	REC PIT: Cunningham 4-36; Swann 3-58; Fuqua 2-11; Harrison 2-10; Brown 1-32; Stallworth 1-18; Lewis 1-11. DEN: Branch 3-46; Bankston 2-11, 1 TD; Davis 2-7; Van Eeghen 1-14; Banaszak 1-5, 1 TD; Casper 1-5.

TEAM STATS

	Steelers	Raiders
First Downs	13 (3-8-2)	15 (7-7-1)
Third Downs	4-14 (28%)	7-18 (39%)
Total Net Yards	237	220
Plays-Avg.	59-4.0	68-3.3
Rushing Yards	72	157
Att.-Avg.	21-3.4	51-3.1
Passing Yards	165	63
Att.-Comp.-Int.	35-14-1	16-10-0
Punts-Avg.	7-37.3	7-44
Fumbles-Lost	1-0	2-0
Penalties-Yds.	5-29	7-34

INDIVIDUAL STATS

RUSH	PIT: Harris 28-92, 1 TD; Bleier 7-14; Bradshaw 4-21, 1 TD. DEN: Lytle 12-26, 1 TD; Keyworth 5-20; Jensen 4-13; Armstrong 11-44, 1 TD; Morton 5-0.
	PASS PIT: Bradshaw 37-19-3, 177, 1 TD. DEN: Morton 23-11-0, 164, 1 TD.
	REC PIT: Harris 4-20; Cunningham 3-42; Swann 1-6; Stallworth 4-80; Bleier 2-10; Brown 1-1, 1 TD; Maxson 3-11; Grossman 1-7. DEN: Jensen 2-33; Odoms 5-43, 1 TD; Moses 2-45; Armstrong 1-9; Dolbin 1-34, 1 TD.

TEAM STATS

	Steelers	Broncos
First Downs	18 (10-8-0)	15 (5-9-1)
Third Downs	11-22 (50%)	4-13 (31%)
Total Net Yards	304	258
Plays-Avg.	76-4.0	61-4.2
Rushing Yards	127	103
Att.-Avg.	39-3.3	37-2.8
Passing Yards	177	155
Att.-Comp.-Int.	37-19-3	23-11-0
Punts-Avg.	6-34.0	5-37.6
Fumbles-Lost	2-1	3-1
Penalties-Yds.	10-67	3-20



Pittsburgh 21
Denver 34



1977 AFC DIVISIONAL PLAYOFF (DEC. 24, 1977)

DENVER — Making the same mistakes that typified their play during the regular season, the Steelers were eliminated in the opening round of the playoffs for the first time since 1973, losing to Denver 34-21.

Pittsburgh lost the football on four turnovers plus a blocked punt, which accounted for 24 of Denver's points. The blocked punt and a Franco Harris fumble set up short scoring drives of 17 and 10 yards which kept the Broncos in the game in the first half when the Steelers held a 183-44 edge in offensive yardage. Both Steelers touchdowns came on long, time-consuming drives in the second quarter as Harris ran for 82 yards in the first half with 60 of them coming during the two scoring efforts.

In the second half, the Steelers deserted their productive running game and rushed the ball just nine times with Harris getting it five times after carrying on 23 occasions in the initial 30 minutes. They were outgained by Denver, 214-121.

After stopping the Broncos four times from inside the two-yard line in the third quarter, the Steelers could not get out of the hole that led to Denver's third score, a first down pass for 30 yards.

The Steelers had one more comeback attempt left as they came from behind for the third time to even the score on a 60-yard, four-play march with all but one of the yards coming through the air.

After that, Pittsburgh got just one first down on its final three possessions and turned the ball over twice on interceptions to set up Denver's last 10 points.

The lone positive note for the Steelers was Harris becoming the first pro player to gain 1,000 yards in postseason play, pushing his total to 1,050.

GAME SUMMARY

	1	2	3	4	F
STEELERS	0	14	0	7	21
Broncos	7	7	7	13	34

TEAM	Q	PLAY	DRIVE	SCORE
DEN	1	Lytle 7 run (Turner kick)	4-17, 1:18	0-7
PIT	2	Bradshaw 1 run (Gerela kick)	11-56, 5:10	7-7
DEN	2	Armstrong 10 run (Turner kick)	1-10, 0:43	7-14
PIT	2	Harris 1 run (Gerela kick)	9-65, 2:23	14-14
DEN	3	Odoms 30 pass from Morton (Turner kick)	4-41, 0:51	14-21
PIT	4	Brown 1 pass from Bradshaw (Gerela kick)	4-61, 1:42	21-21
DEN	4	Turner 44 FG	7-39, 2:29	21-24
DEN	4	Turner 35 FG	4-2, 0:36	21-27
DEN	4	Dolbin 34 pass from Morton (Turner kick)	2-33, 0:13	21-34



Denver 10
Pittsburgh 33



1978 AFC DIVISIONAL PLAYOFF (DEC. 30, 1978)

PITTSBURGH — Playing their first playoff game at home in three years, the Steelers advanced to the AFC Championship game for the fourth time in six years with one of their best overall performances ever in postseason play, defeating Denver, 33-10.

After falling behind 3-0, the Steelers scored touchdowns on back-to-back possessions to assure a commanding lead and were never seriously threatened thereafter.

The offense gained 425 yards, while Terry Bradshaw had a postseason career-high of 272 yards passing and was aided by the great touchdown receptions of John Stallworth and Lynn Swann, both of whom took touchbacks away from Denver defenders in the end zone. Stallworth set a then-NFL Divisional Playoff record with his 10 catches. Franco Harris added four NFL postseason records he already held. He increased his totals to 1,155 yards, 282 rushing attempts, five 100-yard games and 12 touchdowns.

The Pittsburgh defense was no less than devastating, completely shutting down the Broncos' running game and marking the sixth straight game in which it did not allow 100 yards rushing. This forced Denver to go to a passing game and resulted in six quarterback sacks.

Joe Greene took away the Broncos early second-half momentum when he blocked a field goal attempt. Then Stallworth and Swann settled the issue with two big catches in a 32-second span of the fourth quarter. Sandwiched between those two plays was Rick Upchurch's fumble on the kickoff following Stallworth's big play, which Dennis Winston recovered.

GAME SUMMARY

	1	2	3	4	F
Broncos	3	7	0	0	10
STEELERS	6	13	0	14	33

TEAM	Q	PLAY	DRIVE	SCORE
DEN	1	Turner 37 FG	5-6, 3:41	0-3
PIT	1	Harris 1 run (kick failed)	8-66, 3:14	6-3
PIT	2	Harris 18 run (Gerela kick)	4-43, 2:05	13-3
PIT	2	Gerela 24 FG	8-38, 2:20	16-3
DEN	2	Preston 3 run (Turner kick)	4-49, 1:00	16-10
PIT	2	Gerela 27 FG	7-45, 1:42	19-10
PIT	4	Stallworth 48 pass from Bradshaw (Gerela kick)	4-71, 2:14	26-10
PIT	4	Swann 38 pass from Bradshaw (Gerela kick)	2-29, 0:39	33-10

	INDIVIDUAL STATS
RUSH	DEN: Keyworth 6-12; Lytle 5-6; Canada 1-3; Perrin 6-6; Preston 4-14, 1 TD; Weese 4-43; Armstrong 1-3. PIT: Harris 24-105, 2 TD; Bleier 8-26; Bradshaw 2-4; Thornton 2-4; Moser 2-6; Smith 1-4; Deloplaïne 1-4.
	PASS
	REC
	DEN: Morton 5-3-0, 34; Weese 16-8-0, 118; Dilts 1-1-0, 16. PIT: Bradshaw 29-16-1, 272, 2 TD. DEN: Moses 2-33; Dolbin 4-77; Lytle 1(-)-1; Perrin 2-16; Odoms 1-24; Preston 2-19. PIT: Stallworth 10-156, 1 TD; Grossman 4-64; Swann 2-52, 1 TD.

	TEAM STATS	
	Broncos	Steelers
First Downs	15 (5-8-2)	24 (9-11-4)
Third Downs	3-14 (21%)	6-14 (43%)
Total Net Yards	218	425
Plays-Avg.	55-3.9	69-6.1
Rushing Yards	87	153
Att.-Avg.	27-3.2	40-3.8
Passing Yards	131	272
Att.-Comp.-Int.	22-12-0	29-16-1
Punts-Avg.	6-34	2-36
Fumbles-Lost	2-2	4-1
Penalties-Yds.	8-104	11-88



Houston 5
Pittsburgh 34



1978 AFC CHAMPIONSHIP (JAN. 7, 1979)

PITTSBURGH — The Steelers won their third AFC Championship in five years with an awesome offensive and defensive display, defeating the Houston Oilers, 34-5.

The game was played in a cold, steady rain which contributed to an NFL postseason record of 12 fumbles.

The Steelers built a 14-3 lead on touchdown runs by Franco Harris (seven yards) and Rocky Bleier (17 yards). They broke the game open with a 17-point burst in the last 52 seconds of the first half by capitalizing on three Houston fumbles. Both touchdowns in this span came on Terry Bradshaw passes to John Stallworth and Lynn Swann.

The Steelers quarterback was spectacular in completing 11-of-19 attempts for 200 yards while Dan Pastorini, his counterpart, was harassed by the Pittsburgh defense and the weather. He was intercepted five times and sacked on four occasions, and the tremendous Steelers pass rush forced him to throw most of the time under severe pressure.

Rookie Earl Campbell, the NFL's leading rusher, was limited to 26 yards on 15 carries in the first half and finished the game with just 62 yards on 22 attempts.

The Steelers' dominance was best exhibited by the first half yardage totals of 287 to 54. All-Pro linebacker Jack Ham was a standout with an interception, two fumble recoveries and a sack. The Steelers enjoyed great field position most of the game that was aided by 90 yards in interception returns and 91 yards on Theo Bell's six punt returns.

GAME SUMMARY

	1	2	3	4	F
Oilers	0	3	2	0	5
STEELERS	14	17	3	0	34

TEAM	Q	PLAY	DRIVE	SCORE
PIT	1	Harris 7 run (Gerela kick)	5-57, 1:14	7-0
PIT	1	Bleier 17 run (Gerela kick)	2-17, 0:38	14-0
HOU	2	Fritsch 19 FG	5-16, 1:18	14-3
PIT	2	Swann 29 pass from Bradshaw (Gerela kick)	4-69, 0:25	21-3
PIT	2	Stallworth 17 pass from Bradshaw (Gerela kick)	2-17, 0:13	28-3
PIT	2	Gerela 37 FG	3-5, 0:14	31-3
PIT	3	Gerela 22 FG	6-9, 2:32	34-3
HOU	3	Washington tackled Bleier for safety	—	34-5

INDIVIDUAL STATS

RUSH	HOU: Campbell 22-62; Woods 1-9; Coleman 1(-)-5; Wilson 2-6. PIT: Harris 20-51, 1 TD; Bleier 10-45, 1 TD; Bradshaw 7-29; Thornton 3-22; Moser 3-7; Kruzcek 1(-)-3.
	PASS
	REC
	HOU: Pastorini 26-12-5, 96. PIT: Bradshaw 19-11-2, 200, 2 TD; Kruzcek 0-0-0, 0.
	HOU: Caster 5-44; Wilson 5-33; Coleman 1-15; Campbell 1-4. PIT: Swann 4-98, 1 TD; Grossman 2-43; Bleier 4-42; Stallworth 1-17, 1 TD.

TEAM STATS

	Oilers	Steelers
First Downs	10 (5-3-2)	21 (8-11-2)
Third Downs	1-11 (9%)	1-9 (11%)
Total Net Yards	142	379
Plays-Avg.	56-3.0	66-5.7
Rushing Yards	72	179
Att.-Avg.	26-2.8	47-3.8
Passing Yards	70	200
Att.-Comp.-Int.	26-12-5	19-11-2
Punts-Avg.	6-39.5	1-53
Fumbles-Lost	6-4	6-3
Penalties-Yds.	5-48	4-32



Miami 14
Pittsburgh 34



1979 AFC DIVISIONAL PLAYOFF (DEC. 30, 1979)

PITTSBURGH — The Steelers were flawless in the first quarter, controlling the football for more than 13 minutes and scoring touchdowns the first three times they had the ball en route to a 34-14 victory. Miami was able to run just seven plays for a net of two yards.

Pittsburgh converted four of four third-down plays in the opening period and was successful on 11-of-14 the entire game. In directing the three early drives, Terry Bradshaw completed 7-of-9 passes.

With a big cushion, the defense never gave Miami a chance, stopping the Dolphins without a score twice in the second quarter when they had first downs inside the Pittsburgh 10-yard line. Dennis Winston's interception ended one drive and a great goal-line stand the other.

At halftime the Steelers held a 229-35 edge in yardage and a 15-4 margin in first downs. For the game, the Dolphins, a ball-control team, rushed for 25 yards on 22 carries with 21 of those yards coming in the final quarter.

It was the fourth straight postseason game in which the Steelers had scored over 30 points. Bradshaw set a personal postseason record with 21 completions, and Franco Harris was the leading rusher for the 12th time in 15 postseason games increasing his all-time lead total to 1,357 yards and scored his 15th touchdown, another postseason record. The victory was the Steelers' 15th straight at home and sixth postseason win in a row at Three Rivers Stadium.

GAME SUMMARY

	1	2	3	4	F
Dolphins	0	0	7	7	14
STEELERS	20	0	7	7	34

TEAM	Q	PLAY	DRIVE	SCORE
PIT	1	Thornton 1 run (Bahr kick)	13-62, 6:53	7-0
PIT	1	Stallworth 17 pass from Bradshaw (kick blocked)	9-62, 1:55	13-0
PIT	1	Swann 20 pass from Bradshaw (Bahr kick)	6-56, 2:28	20-0
MIA	3	Harris 7 pass from Griese (Von Schamann kick)	2-11, 0:49	20-7
PIT	3	Bleier 1 run (Bahr kick)	12-69, 3:53	27-7
PIT	4	Harris 5 run (Bahr kick)	9-43, 5:08	34-7
MIA	4	Csonka 1 run (Von Schamann kick)	13-76, 5:48	34-14

INDIVIDUAL STATS

RUSH	MIA: Csonka 10-20, 1 TD; Williams 8-1; Davis 2-12; Griese 1-1; Roberts 1(-9).
	PIT: Harris 21-83, 1 TD; Thornton 12-52, 1 TD; Bleier 4-13, 1 TD; Hawthorne 2-15; Anderson 1(-4).
	MIA: Griese 26-14-1, 118, 1 TD; Strock 14-8-1, 125.
PASS	PIT: Bradshaw 31-21-0, 230, 2 TD.
REC	MIA: Williams 6-26; Moore 5-93; Harris 3-61, 1 TD; Nathan 3-27; Davis 2-24; Hardy 2-12.
	PIT: Stallworth 6-86, 1 TD; Smith 4-41; Harris 5-32; Swann 3-37, 1 TD; Thornton 3-34.

TEAM STATS

	Dolphins	Steelers
First Downs	16 (21-13)	27 (14-12-1)
Third Downs	7-19 (36%)	11-14 (78%)
Total Net Yards	249	379
Plays-Avg.	65-3.8	72-5.3
Rushing Yards	25	159
Att.-Avg.	65-3.8	72-5.3
Passing Yards	224	220
Att.-Comp.-Int.	40-22-2	31-21-0
Punts-Avg.	4-36.3	2-29.5
Fumbles-Lost	0-0	3-3
Penalties-Yds.	4-35	8-41



Houston 13
Pittsburgh 27



1979 AFC CHAMPIONSHIP (JAN. 6, 1980)

PITTSBURGH — The Steelers won their fourth AFC Championship in six years in a hard-fought, physical game over the Houston Oilers that was much closer than the 27-13 final score indicates, typifying the rivalry that exists between the AFC Central rivals.

Even though the statistics favored the Steelers, their last touchdown came in the final minute and the final score was their largest margin of the game.

Terry Bradshaw continued his spectacular postseason play, converting 13-of-19 third-down opportunities, and the defense did not allow a touchdown, holding the Oilers to just 24 yards rushing and Earl Campbell to 15 yards on 17 attempts.

Houston jumped in front when Vernon Perry stopped a promising drive with an interception which he returned 75 yards for a score. The teams traded field goals on back-to-back possessions.

Bradshaw guided his team to touchdowns on their next two chances which gave the Steelers a lead they never surrendered although it was seriously threatened late in the third quarter when the officials ruled Mike Renfro did not have possession on what appeared to be a tying touchdown pass. The Oilers settled for a field goal which the Steelers soon matched.

A fumble led to Pittsburgh's last score.

Bradshaw's two touchdown passes gave him a postseason career total of 26, an NFL record, increasing his yardage record to 3,199. Franco Harris was the leading rusher for the 13th time in 16 postseason games and increased his rushing yardage to 1,442, another NFL mark. The win was the Steelers 16th straight at home and seventh playoff win in a row at Three Rivers Stadium.

GAME SUMMARY

	1	2	3	4	F
Oilers	7	3	0	3	13
STEELERS	3	14	0	10	27

TEAM	Q	PLAY	DRIVE	SCORE
HOU	1	Perry 75 interception return (Fritsch kick)	—	0-7
PIT	1	Bahr 21 FG	7-36, 3:06	3-7
HOU	2	Fritsch 27 FG	8-72, 4:33	3-10
PIT	2	Cunningham 16 pass from Bradshaw (Bahr kick)	10-67, 4:31	10-10
PIT	2	Stallworth 20 pass from Bradshaw (Bahr kick)	6-49, 3:22	17-10
HOU	4	Fritsch 23 FG	12-81, 6:42	17-13
PIT	4	Bahr 39 FG	11-55, 4:55	20-13
PIT	4	Bleier 4 run (Bahr kick)	9-45, 4:52	27-13

INDIVIDUAL STATS

RUSH	HOU: Campbell 17-15; Wilson 4-9; Caster 1-0.
	PIT: Harris 21-85; Bleier 13-52, 1 TD; Bradshaw 1-25; Thornton 1(-1).
PASS	HOU: Pastorini 28-19-1, 203, 1 TD; Nielsen 1-1-0, 9.
	PIT: Bradshaw 30-18-1, 219, 2 TD.
REC	HOU: Wilson 7-60; Carpenter 5-23; Renfro 3-52; Coleman 2-46; Merkens 1-12; Campbell 1-11; Barber 1-8.
	PIT: Harris 6-50, Swann 4-64; Stallworth 3-52, 1 TD; Bleier 3-39; Cunningham 2-14, 1 TD.

TEAM STATS

	Oilers	Steelers
First Downs	11 (2-7-2)	22 (9-13-0)
Third Downs	3-11 (27%)	13-19 (68%)
Total Net Yards	227	358
Plays-Avg.	52-4.4	69-5.2
Rushing Yards	24	161
Att.-Avg.	22-1.1	36-4.5
Passing Yards	203	197
Att.-Comp.-Int.	29-20-1	30-18-1
Punts-Avg.	4-30	3-51
Fumbles-Lost	4-2	1-1
Penalties-Yds.	2-10	5-34



San Diego 31
Pittsburgh 28



1982 AFC WILD CARD (JAN. 9, 1983)

PITTSBURGH — The Steelers ended their 50th season with one of their most bitter losses ever, a 31-28 defeat to the San Diego Chargers.

Dan Fouts threw two short touchdown passes to Kellen Winslow in the final nine minutes after the Steelers had taken an 11-point lead early in the fourth quarter.

Terry Bradshaw played one of the greatest games of his career, completing 25 of his first 28 passes, including 15 in a row, but threw two interceptions, which knocked the Steelers out of the playoffs.

The initial interception came on a first down play from the San Diego 29-yard line on the first play after the two-minute warning in the second quarter with the Steelers leading, 14-10. Bruce Laird returned the interception 35 yards and the Chargers drove 64 yards to take their first lead, 17-14.

The last and most costly interception came with 11 minutes to play and the Steelers holding a 28-17 margin. This one was returned by Jeff Allen to the Pittsburgh 29-yard line from where the Chargers scored on five plays plus an important holding penalty which nullified a Mel Blount interception.

After two Steelers first downs on the next series, John Goodson's 20-yard punt gave San Diego decent field position and they capitalized on the winning score.

The game started on a bizarre note when rookie Guy Ruff recovered James Brooks' fumble off the opening kickoff in the end zone to set an NFL record for the quickest score at the start of the game.

GAME SUMMARY

	1	2	3	4	F
Chargers	3	14	0	14	31
STEELERS	14	0	7	7	28

TEAM	Q	PLAY	DRIVE	SCORE
PIT	1	Ruff recovered Brooks fumble in end zone (Anderson kick)—	7-0	
SD	1	Benirschke 25 FG	11-91, 4:21	7-3
PIT	1	Bradshaw 1 run (Anderson kick)	9-71, 5:06	14-3
SD	2	Brooks 18 run (Benirschke kick)	11-80, 4:53	14-10
SD	2	Sievers 10 pass from Fouts (Benirschke kick)	7-64, 1:18	14-17
PIT	3	Cunningham 2 pass from Bradshaw (Anderson kick)8-74, 4:40	21-17	
PIT	4	Stallworth 9 pass from Bradshaw (Anderson kick)10-86, 6:37	28-17	
SD	4	Winslow 8 pass from Fouts (Benirschke kick)	5-29, 2:19	28-24
SD	4	Winslow 2 pass from Fouts (Benirschke kick)	8-64, 2:59	28-31

INDIVIDUAL STATS

RUSH	SD: Muncie 25-126; Brooks 3-20, 1 TD; Cappelletti 1-0.
	PIT: Harris 10-35; Pollard 9-47; Hawthorne 2-3; Bradshaw 2-12, 1 TD.
PASS	SD: Fouts 42-27-0, 333, 3 TD.
	PIT: Bradshaw 39-28-2, 325, 2 TD.
REC	SD: Chandler 9-124; Winslow 7-102, 2 TD; Joiner 5-68; Sievers 2-17, 1 TD; Muncie 1-12; Fitzkee 1-8; Brooks 1-4; Cappelletti 1(-2).
	PIT: Harris 11-71; Stallworth 8-116, 1 TD; Cunningham 5-55, 1 TD; Pollard 2-29; Smith 1-40; Swann 1-14.

TEAM STATS

	Chargers	Steelers
First Downs	29 (6-19-4)	26 (6-19-1)
Third Downs	9-14 (64%)	6-12 (50%)
Total Net Yards	479	422
Plays-Avg.	71-6.7	62-6.8
Rushing Yards	146	97
Att.-Avg.	29-5.0	23-4.2
Passing Yards	333	325
Att.-Comp.-Int.	42-21-0	39-28-2
Punts-Avg.	1-48	2-32.5
Fumbles-Lost	3-2	1-0
Penalties-Yds.	6-51	6-54



Pittsburgh 10
Los Angeles 38



1983 AFC DIVISIONAL PLAYOFF (JAN. 1, 1984)

LOS ANGELES — For the second straight year, the Steelers were eliminated in the first round of the playoffs, losing 38-10, to the Los Angeles Raiders. The defeat was their fifth in the last six games and their sixth straight to the Raiders.

After taking the lead on an impressive 78-yard drive, which produced three first downs, the Pittsburgh offense struggled for the balance of the game.

On their first scoring series, the Steelers elected to kick a field goal rather than try for a touchdown inches from the Raider goal line. The march was highlighted by a spectacular 44-yard reception by Wayne Capers. The Raiders took the lead the next time the Steelers had the ball when Lester Hayes stepped in front of a Cliff Stoudt to Calvin Sweeney sideline pass. Los Angeles scored on its next possession and added a field goal with six seconds remaining in the first half.

The Raiders scored the first three times they had the ball in the second half with drives of 72, 58, and 65 yards, while the Steelers settled for a 58-yard scoring pass from Stoudt to John Stallworth.

It was a record-tying 10th touchdown reception for Stallworth and the eighth straight play game in which he had scored to extend his own NFL mark.

The attendance of 90,334 was the largest postseason crowd in NFL history other than a Super Bowl and the second largest to ever see the Steelers play.

GAME SUMMARY

	1	2	3	4	F
STEELERS	3	0	1	0	10
Raiders	7	10	21	0	38

TEAM	Q	PLAY	DRIVE	SCORE
PIT	1	Anderson 17 FG	8-78, 3:29	3-0
LA	1	Hayes 18 interception return (Bahr kick)	—	3-7
LA	2	Allen 4 run (Bahr kick)	9-80, 4:23	3-14
LA	2	Bahr 45 FG	7-43, 0:57	3-17
LA	3	King 9 run (Bahr kick)	9-72, 4:55	3-24
LA	3	Allen 49 run (Bahr kick)	2-58, 0:48	3-31
PIT	3	Stallworth 58 pass from Stoudt (Anderson kick)	4-75, 1:19	10-31
LA	3	Hawkins 2 run (Bahr kick)	10-65, 4:41	10-38

INDIVIDUAL STATS

RUSH	PIT: Stoudt 9-50; Pollard 9-37; Abercrombie 6-36; F. Harris 6-33; Odom 1-4; T. Harris 1-2.
	LAR: Allen 13-121, 2 TD; Hawkins 10-25, 1 TD; King 6-20, 1 TD; Plunkett 2-23; Guy 1-2; Wilson 1(-3).
	PIT: Stoudt 20-10-1, 187, 1 TD; Malone 7-3-0, 22.
PASS	LAR: Plunkett 34-21-0, 232.
	PIT: F. Harris 4-31; Capers 2-54; Cunningham 2-32; Sweeney 2-24; Stallworth 1-58, 1 TD; Odom 1-6; Abercrombie 1-4.
REC	LAR: Christensen 7-88; Branch 6-76; Allen 5-38; Bamwell 3-30.

TEAM STATS

	Steelers	Raiders
First Downs	17 (9-8-0)	24 (13-9-2)
Third Downs	4-14 (29%)	5-13 (38%)
Total Net Yards	331	413
Plays-Avg.	64-5.2	68-6.1
Rushing Yards	162	188
Att.-Avg.	32-5.1	33-5.7
Passing Yards	169	225
Att.-Comp.-Int.	27-13-1	34-21-0
Punts-Avg.	8-40.9	6-41.3
Fumbles-Lost	2-1	2-0
Penalties-Yds.	4-30	2-15



Pittsburgh 24
Denver 17



1984 AFC DIVISIONAL PLAYOFF (DEC. 30, 1984)

DENVER — The Steelers overcame a near-disastrous start, a blocked punt and three missed field goals to earn their first postseason win since Super Bowl XIV, a 24-17 victory over Denver.

Eric Williams' interception and 28-yard return to the two-yard line with three and a half minutes to go set up the winning touchdown, scored on a gutty two-yard plunge by Frank Pollard. Twice the Steelers came back from seven point deficits and their three scoring drives prior to the final TD averaged almost 70 yards while the Broncos, meanwhile, never traveled more than 46 yards for their 17 points.

The game opened with Mark Malone losing two fumbles in Pittsburgh's first two possessions. However, Malone rebounded from his early miscues to complete six-of-eight passes on the Steelers' two scoring drives that gave them a halftime lead, 10-7.

A blocked punt on Pittsburgh's first second half possession gave Denver the ball on the four-yard line but for the second time inside their own 10, the Steeler defense stiffened and the Broncos had to settle for a field goal. The next time the Broncos had the ball they broke the 10-10 tie with their most impressive offensive series of the game with the touchdown coming on a John Elway bullet to Steve Watson, the Denver offensive hero with 11 receptions. After a 10-yard touchdown reception by Louis Lipps on which he broke several tackles, the Broncos managed only two first downs the rest of the game.

Two plays after a Gary Anderson missed field goal attempt, Williams turned the game around again with his big interception. Pollard with 99 yards and Abercrombie with 75 had postseason career highs rushing while Gary Dunn had his first career interception in the second quarter to end a Denver threat on the four-yard line.



Pittsburgh 28
Miami 45



1984 AFC CHAMPIONSHIP (JAN. 6, 1985)

MIAMI — Dan Marino set AFC Championship game records with 421 yards passing and four touchdowns to lead the Dolphins to a 45-28 victory over Pittsburgh.

Eleven of Marino's 21 completions were for 20 yards or more and three were at least 40 yards, as the Steelers secondary could not contain the ultra-quick Dolphin receivers and three of their touchdown drives took less than two minutes to complete.

The Steelers controlled the ball on the ground most of the first half but after they had taken a 14-10 lead on John Stallworth's NFL record 11th touchdown reception in postseason, the Dolphins scored two touchdowns in the last 2:52 of the half and added another one on their first possession of the second half.

Following the scoring barrage, the Steelers were forced to open up their offense and stray away from their ball-control game, which was very effective in the first 30 minutes and had accounted for 123 yards rushing and a four-minute edge in possession time. If there was a turning point, it came with a minute and a half left in the first half and Miami holding a 17-14 lead when Mark Malone suffered his third interception which the Dolphins quickly converted into a touchdown and a 10-point margin.

From the end of the first half to their first series of the fourth quarter, the Dolphins scored on five straight possessions. The 1,024 total yards by both teams was an AFC title game record as was the 50 first downs. Stallworth added to his touchdown reception mark with a tumbling third-quarter touchdown reception that brought the Steelers to within 10 points. Marino answered with 80 and 66-yard drives to put the game out of reach. Malone had career-highs with 20 completions and 312 yards passing.

GAME SUMMARY

GAME SUMMARY

	1	2	3	4	F
STEELERS	0	10	7	7	24
Broncos	7	0	10	0	17

	1	2	3	4	F
STEELERS	7	7	7	7	28
Dolphins	7	17	14	7	45

TEAM	Q	PLAY	DRIVE	SCORE
DEN	1	Wright 9 pass from Elway (Karlis kick)	5-22, 8:30	0-7
PIT	2	Anderson 28 FG	12-62, 0:04	3-7
PIT	2	Pollard 1 run (Anderson kick)	8-78, 13:46	10-7
DEN	3	Karlis 21 FG	4-0, 2:50	10-10
DEN	3	Watson 20 pass from Elway (Karlis kick)	6-46, 7:45	10-17
PIT	3	Lipps 10 pass from Malone (Anderson kick)	7-66, 11:41	17-17
PIT	4	Pollard 2 run (Anderson kick)	3-2, 13:01	17-24

TEAM	Q	PLAY	DRIVE	SCORE
MIA	1	Clayton 40 pass from Marino (von Schamann kick)	4-67, 7:15	0-7
PIT	1	Erenberg 7 run (Anderson kick)	7-66, 11:30	7-7
MIA	2	von Schamann 26 FG	8-55, 5:56	7-10
PIT	2	Stallworth 65 pass from Malone (Anderson kick)	3-71, 12:08	14-10
MIA	2	Duper 41 pass from Marino (von Schamann kick)	5-77, 13:30	14-17
MIA	2	Nathan 2 run (von Schamann kick)	5-35, 14:24	14-24
MIA	3	Duper 36 pass from Marino (von Schamann kick)	4-78, 1:48	14-31
PIT	3	Stallworth 19 pass from Malone (Anderson kick)	9-72, 7:05	21-31
MIA	3	Bennett 1 run (von Schamann kick)	10-80, 13:20	21-38
MIA	4	Moore 6 pass from Marino (von Schamann kick)	9-66, 3:55	21-45
PIT	4	Capers 29 pass from Malone (Anderson kick)	5-84, 14:35	28-45

INDIVIDUAL STATS

RUSH	PIT: Pollard 16-99, 2 TD; Abercrombie 17-75; Veals 1-1; Lipps 1-0; Malone 5-(-6).
	DEN: Winder 15-37; Elway 4-16; Willhite 1-1; Parros 1-0; Watson 1-(-3).
	PIT: Malone 28-17-0, 224 1 TD.
PASS	DEN: Elway 37-19-2, 184 2 TD; Willhite 1-1-0, 52.
	PIT: Lipps 5-86, 1 TD; Pollard 4-48; Stallworth 3-38; Abercrombie 3-18; Cunningham 1-19; Thompson 1-15.
REC	DEN: Watson 11-177, 1 TD; Winder 4-22; Wright 2-16, 1 TD; Willhite 2-12; Alexander 1-9.

TEAM STATS

	Dolphins	Steelers
First Downs	15 (4-11-0)	25 (12-13-0)
Third Downs	4-13 (31%)	5-13 (39%)
Total Net Yards	250	381
Plays-Avg.	64-3.9	70-5.4
Rushing Yards	51	169
Att.-Avg.	22-2.3	40-4.2
Passing Yards	199	212
Att.-Comp.-Int.	38-20-2	28-17-0
Punts-Avg.	4-42.3	3-28.3
Fumbles-Lost	2-0	3-2
Penalties-Yds.	1-5	4-30

INDIVIDUAL STATS

RUSH	PIT: Abercrombie 15-68; Pollard 11-48; Erenberg 6-27, 1 TD.
	MIA: Nathan 19-64, 1 TD; Bennett 8-33, 1 TD; Johnson 10-39; Strock 1-(-2).
	PIT: Malone 36-20-3, 312, 3 TD.
PASS	MIA: Marino 32-21-1, 421, 4 TDs; Nathan 1-1-0, 9.
	PIT: Stallworth 4-111, 2 TD; Erenberg 5-59; Lipps 3-45; Sweeney 3-42; Pollard 3-13; Capers 1-29; Abercrombie 1-13.
REC	MIA: Nathan 8-114; Duper 5-148, 2 TD; Clayton 4-95 1 TD; Moore 2-34, 1 TD; Hardy 2-16; Rose 1-28.

TEAM STATS

	Dolphins	Steelers
First Downs	28 (10-18-0)	22 (8-14-0)
Third Downs	4-11 (36%)	6-11 (54%)
Total Net Yards	569	455
Plays-Avg.	71-8.0	68-6.7
Rushing Yards	134	143
Att.-Avg.	38-3.5	32-4.5
Passing Yards	435	312
Att.-Comp.-Int.	33-22-1	36-20-3
Punts-Avg.	2-42.5	3-43.7
Fumbles-Lost	1-1	2-1
Penalties-Yds.	3-25	3-30



Pittsburgh 26
Houston 23 (ot)



1989 AFC WILD CARD (DEC. 31, 1989)

HOUSTON — Houston attempted and missed a 55-yard field goal on their first possession and had a punt blocked by linebacker Jerry Olsavsky on their second to set up running back Tim Worley's nine-yard touchdown run which came on a fourth-and-one situation to set the tone for a 26-23 overtime win.

Both teams then added three field goals each before the Oilers staged a fourth-quarter comeback.

Quarterback Warren Moon hit wide receiver Ernest Givins with touchdown passes of 19 and nine yards to put Houston ahead 23-16 with 6:02 left in the game. The Steelers then marched 82 yards on 11 plays, including a 22-yard reverse by wide receiver Dwight Stone, to tie the score at 23-23 with 46 seconds remaining.

In overtime, Pittsburgh got the ball first but was forced to punt after three plays, giving Houston possession at their own 45-yard line. On the Oilers' first play, running back Lorenzo White ran left and fumbled when hit by cornerback Rod Woodson, who recovered the ball at the Houston 46. Five plays later, Gary Anderson booted a 50-yard field goal to end the game at 3:26 of overtime.

Anderson's field goal broke two Steelers postseason records, for most in a game (four) and longest. Running back Merrill Hoge became the second Steelers running back to rush for 100 yards in a postseason game, while the Oilers' Givins finished with 11 receptions for 136 yards and two touchdowns.



Pittsburgh 23
Denver 24



1989 DIVISIONAL PLAYOFF (JAN. 7, 1990)

DENVER — The Steelers dominated Denver throughout the game before falling behind by one point with 2:27 remaining, and suffered a 24-23 loss. A fumbled snap from shotgun formation on third down led to the defeat and eliminated them from advancing to the AFC Championship game.

The Steelers produced a season-high 404 offensive yards including 180 total yards by running back Merrill Hoge, but Denver marched 71 yards in nine plays on a fourth-quarter drive for the winning touchdown.

The Steelers had a lead throughout the game, opening with the first of Gary Anderson's three field goals. In the second quarter, Hoge swept left end untouched for a seven-yard touchdown run that extended the Steelers' lead to 10-0 and capped a 93-yard drive that began with a 45-yard run by Hoge.

The Broncos responded with a 12-play, 75-yard drive with running back Melvin Bratton scoring the first of his two one-yard touchdowns runs.

Wide receiver Louis Lipps gave Pittsburgh a 10-point lead again with a nine-yard touchdown catch from Bubby Brister, but the Broncos tied the score at 17-17 on wide receiver Vance Johnson's 37-yard reception. Anderson's 35- and 32-yard field goals extended the Steelers' lead to six before Bratton's touchdown and the PAT put Denver ahead, 24-23.

Hoge became the first Steelers player to have consecutive 100-yard rushing games in postseason as he ran 10 times for 100 yards in the first half. Anderson set a team record with his seventh consecutive field goal in postseason, while Brister's 65.5 percent completion rate (19 of 29) was the fourth highest in team history for a game.

GAME SUMMARY

	1	2	3	4	OT	F
STEELERS	7	3	3	10	3	26
Oilers	0	6	3	14	0	23

TEAM	Q	PLAY	DRIVE	SCORE
PIT	1	Worley 9 run (Anderson kick)	5-32, 12:07	7-0
HOU	2	Zendejas 26 FG	18-87, 5:53	7-3
HOU	2	Zendejas 35 FG	5-24, 8:50	7-6
PIT	2	Anderson 25 FG	8-78, 13:03	10-6
HOU	3	Zendejas 26 FG	4-6, 3:30	10-9
PIT	3	Anderson 30 FG	7-30, 11:55	13-9
PIT	4	Anderson 48 FG	9-33, 0:30	16-9
HOU	4	Givins 18 pass from Moon (Zendejas kick)	10-80, 5:46	16-16
HOU	4	Givins 9 pass from Moon (Zendejas kick)	5-38, 8:58	16-23
PIT	4	Hoge 1 run (Anderson kick)	11-82, 14:14	23-23
PIT	5	Anderson 50 FG	5-14, 3:26	26-23

GAME SUMMARY

	1	2	3	4	F
STEELERS	3	14	3	3	23
Broncos	0	10	7	7	24

TEAM	Q	PLAY	DRIVE	SCORE
PIT	1	Anderson 32 FG	13-65	3-0
PIT	2	Hoge 7 run (Anderson kick)	5-93	10-0
DEN	2	Bratton 1 run (Treadwell kick)	12-75	10-7
PIT	2	Lipps 9 pass from Brister (Anderson kick)	12-77	17-7
DEN	2	Treadwell 43 FG	3-41	17-10
DEN	3	Johnson 37 pass from Elway (Treadwell kick)	1-37	17-17
PIT	3	Anderson 35 FG	10-62	20-17
PIT	4	Anderson 32 FG	10-34	23-17
DEN	4	Bratton 1 run (Treadwell kick)	9-71	23-24

INDIVIDUAL STATS

RUSH	PIT: Hoge 17-100, 1 TD; Worley 11-54, 1 TD; Stone 1-22; Brister 1-1.
	HOU: Pinkett 8-26; White 7-13; Rozier 5-12; Moon 3-12; Highsmith 2-2.
	PIT: Brister 33-15-0 127.
PASS	HOU: Moon 48-29-0 315, 2 TD.
	PIT: Worley 4-23; Mularkey 3-40; Hoge 3-26; Lipps 3-24; Hill 1-7; Stock 1-7.
REC	HOU: Givins 11-136 2 TD; Hill 6-98; Pinkett 3-24; Highsmith 3-21; Jeffries 3-16; Duncan 2-15; Rozier 1-5.

TEAM STATS

	Steelers	Oilers
First Downs	17 (8-9-0)	22 (2-18-2)
Third Downs	3-14 (21%)	8-18 (44%)
Total Net Yards	289	380
Plays-Avg.	64-4.5	73-5.2
Rushing Yards	177	65
Att.-Avg.	30-5.9	25-2.6
Passing Yards	112	315
Att.-Comp.-Int.	33-15-0	48-29-0
Punts-Avg.	6-25.3	4-33.0
Fumbles-Lost	1-1	3-2
Penalties-Yds.	5-40	8-45

INDIVIDUAL STATS

RUSH	PIT: Hoge 16-120, 1 TD; Worley 13-50; Brister 2-4; Lipps 1-1.
	HOU: Humphrey 18-85; Elway 7-44; Sewell 1-6; Bratton 4-3, 2 TD; Winder 1-0.
	PIT: Brister 29-19-0 229, 1 TD.
PASS	HOU: Elway 20-12-1 239, 1 TD.
	PIT: Hoge 8-60; Lipps 3-29, 1 TD; Stone 3-18, Mularkey 2-36; Worley 1-33; Stock 1-30; Thompson 1-23.
REC	HOU: Jackson 5-111; Johnson 3-85, 1 TD; Young 2-22; Nattiel 1-15; Humphrey 1-6.

TEAM STATS

	Steelers	Broncos
First Downs	19 (7-12-0)	19 (8-9-2)
Third Downs	9-15 (60%)	6-10 (60%)
Total Net Yards	404	364
Plays-Avg.	61-6.6	52-7.0
Rushing Yards	175	138
Att.-Avg.	32-5.5	31-4.5
Passing Yards	229	226
Att.-Comp.-Int.	29-19-0	20-12-1
Punts-Avg.	2-43.0	4-37.5
Fumbles-Lost	2-2	1-0
Penalties-Yds.	8-50	2-19



Buffalo 24
Pittsburgh 3



1992 AFC DIVISIONAL PLAYOFF (JAN. 9, 1993)

PITTSBURGH — Ten years to the day since their last home playoff game, the Steelers fell victim to turnovers and a tough Buffalo defense in front of a then-Three Rivers Stadium-record crowd of 60,407, for a 24-3 loss.

Gary Anderson's 38-yard field goal on their first drive was the extent of Pittsburgh's scoring as Neil O'Donnell threw two interceptions, fumbled once and was sacked seven times in his first action since December 6.

The Bills' first touchdown came on a one-yard pass from Frank Reich to offensive lineman Mitch Ferrotte while the Steelers lost two interceptions and a fumble in the first half to fall behind 7-3. Buffalo scored on their first three possessions of the second half while the Steelers punted twice, failed to convert a fourth-down attempt and gave the ball up on downs following an aborted field goal try on their four second-half drives.

A turning point in the game came in the middle of the third quarter when left cornerback Richard Shelton stepped in front of Don Beebe but was unable to make the interception with an open field in front of him. James Lofton caught a 17-yard scoring pass on the next play to give the Bills a 14-3 lead.

The Steelers got inside the Buffalo 20 only twice and got a field goal, but Buffalo capitalized with three touchdowns on three trips inside the Pittsburgh 20.

Thurman Thomas was held to 54 yards rushing although Kenneth Davis gained 104 yards on 10 carries. Barry Foster countered with 104 yards on 20 carries in his first postseason game.

GAME SUMMARY

	1	2	3	4	F
Bills	0	7	7	10	24
STEELERS	3	0	0	0	3

TEAM	Q	PLAY	DRIVE	SCORE
PIT	1	Anderson 38 FG	9-33, 4:32	3-0
BUF	2	Ferrotte 1 pass from Reich (Christie kick)	9-59, 4:31	3-7
BUF	3	Lofton 17 pass from Reich (Christie kick)	13-80, 6:44	3-14
BUF	4	Christie 43 FG (Christie kick)	10-44, 5:49	3-17
BUF	4	Gardner 1 run (Christie kick)	8-86, 5:20	3-24

INDIVIDUAL STATS

RUSH	PIT: Foster 20-104; O'Donnell 4-26; Thompson 1-3; Stone 1(-4); Royals 1-0.
	HOU: Thomas 19-54; Gardner 7-22, 1 TD; Davis 10-104; Reed 1(-8); Reich 2(-3).
	PIT: O'Donnell 29-15-2, 163.
PASS	HOU: Reich 23-16-0, 160, 2 TD.
	PIT: Mills 8-93; Davenport 3-54; Stone 1-9; Foster 3-7.
REC	HOU: Metzelaars 2-11; Beebe 6-72; Thomas 3-25; Ferrotte 1-1, 1 TD; Lofton 2-29 1 TD; McKeller 2-22.

TEAM STATS

	Bills	Steelers
First Downs	19 (7-11-1)	18 (7-10-1)
Third Downs	8-14 (57%)	6-12 (50%)
Total Net Yards	325	240
Plays-Avg.	63-5.2	63-3.8
Rushing Yards	169	129
Att.-Avg.	39-4.3	27-4.8
Passing Yards	156	111
Att.-Comp.-Int.	23-16-0	29-15-2
Punts-Avg.	4-42.3	3-37.3
Fumbles-Lost	0-0	4-1
Penalties-Yds.	4-33	2-23



Pittsburgh 24
Kansas City 27 (ot)



1993 WILD CARD (JAN. 8, 1994)

KANSAS CITY — The Steelers never trailed until Nick Lowery's 32-yard field goal 11:03 into overtime clinched the 27-24 Kansas City win.

Scoring on their first drive, Pittsburgh held a 10-point lead at halftime before the Chiefs came back with 17 second-half points, tying the Steelers at 17-17 in the fourth quarter and at 24-24 with 1:43 left in the game.

The final tying touchdown was set up on a blocked punt by the Chiefs' Keith Cash, which was returned 31 yards by Fred Jones to the Pittsburgh nine-yard line.

From there, on fourth-and-goal, Joe Montana found Tim Barnett in the back of the end zone with his only touchdown pass.

The Steelers were then forced to punt again, and the Chiefs drove to the Pittsburgh 25 with an opportunity to take the lead, but Lowery's 43-yard field goal try was wide right with 12 seconds remaining.

In overtime, both teams punted on their first possession before Kansas City marched 66 yards in 11 plays to the Pittsburgh 14, setting up Lowery's game-winner.

Neil O'Donnell threw three touchdown passes, one each to tight ends Adrian Cooper and Eric Green as well as wide receiver Ernie Mills, while completing 23-of-42 attempts for 286 yards. Despite throwing incomplete on his first seven passes, Montana completed 28 of 42 for 276 yards and was sacked four times, three by Gerald Williams.

GAME SUMMARY

	1	2	3	4	OT	F
STEELERS	7	10	0	7	0	24
Chiefs	7	0	3	14	3	27

TEAM	Q	PLAY	DRIVE	SCORE
PIT	1	Cooper 10 pass from O'Donnell (Anderson kick)	9-66, 5:00	7-0
KC	1	Birden 23 pass from Krieg (Lowry kick)	7-75, 2:21	7-7
PIT	2	Anderson 30 FG	15-63, 7:05	10-7
PIT	2	Mills 26 from O'Donnell (Anderson kick)	6-51, 0:37	17-7
KC	3	Lowery 23 FG	11-49, 5:11	17-10
KC	4	Allen 2 run (Lowery kick)	9-80, 5:18	17-17
PIT	4	Green 22 pass from O'Donnell (Anderson kick)	9-74, 4:47	24-17
KC	4	Barnett 7 pass from Montana (Lowery kick)	4-9, 0:46	24-24
KC	5	Lowery 32 FG	11-66, 5:59	24-27

INDIVIDUAL STATS

RUSH	PIT: Thompson 25-60; Hoge 6-27; Stone 3-11; O'Donnell 1(-1).
	KC: Allen 21-67 1 TD; Anders 5-27; Montana 4-13; McNair 2-9; Jones 1-9.
	PIT: O'Donnell 42-23-0, 286 3 TD.
PASS	KC: Montana 43-28-0, 276 1 TD; Krieg 1-1-0, 23 1 TD.
	PIT: Graham 7-96; Mills 4-60, 1 TD; Hoge 3-43; Stone 3-36; Thompson 3-4; Green 2-37, 1 TD; Cooper 1-10, 1 TD.
REC	KC: Cash 7-56; Birden 6-72, 1 TD; Allen 4-29; Anders 3-30; Barnett 3-30, TD; Davis 2-47; Hayes 2-11; Hughes 1-15; McNair 1-9.

TEAM STATS

	Steelers	Chiefs
First Downs	21 (5-15-1)	28 (7-19-2)
Third Downs	9-19 (47%)	4-13 (31%)
Total Net Yards	369	401
Plays-Avg.	80-4.6	81-5.0
Rushing Yards	97	125
Att.-Avg.	35-2.8	33-3.8
Passing Yards	272	276
Att.-Comp.-Int.	42-23-0	44-29-0
Punts-Avg.	7-38.3	6-44.8
Fumbles-Lost	1-0	0-0
Penalties-Yds.	5-40	5-25



Cleveland 9
Pittsburgh 29



1994 AFC DIVISIONAL PLAYOFF (JAN. 7, 1995)

PITTSBURGH — Pittsburgh scored on its first three possessions on drives of 65, 53 and 74 yards en route to a 29-9 victory at Three Rivers Stadium.

The Browns made it 17-3 with a 22-yard Matt Stover field goal. Pittsburgh got one more opportunity when Tim McKyer intercepted Vinny Testaverde on the Cleveland 27 yard-line and returned it to the six, with 46 seconds remaining in the half. Three plays later, Pittsburgh took a 24-3 halftime lead when Neil O'Donnell hit Yancey Thigpen for a nine-yard grab.

The Steelers added a 40-yard Anderson field goal in the third quarter and a safety by Carnell Lake in the fourth quarter.

Cleveland drove into Pittsburgh territory just three times in 12 possessions. The Steelers outgained Cleveland 424 yards to 186, 23 first downs to 10 and had 42:27 to 17:33 advantage in time of possession.

The victory was Pittsburgh's first playoff win in five years.



San Diego 17
Pittsburgh 13



1994 AFC CHAMPIONSHIP (JAN. 15, 1995)

PITTSBURGH — The Chargers used a goal-line stand in the final two minutes to deal Pittsburgh a heart-breaking 17-13 loss before a record crowd of 61,545 at Three Rivers Stadium.

Pittsburgh opened the game with a 13-play, 67-yard drive to take a 7-0 lead. Twice the Steelers advanced inside San Diego's 20-yard line but only came away with two Gary Anderson field goals.

Pittsburgh led 13-3 until midway through the third quarter when Chargers' quarterback Stan Humphries connected with Alfred Pupunu for a 43-yard score.

The Steelers, who nearly doubled San Diego's offensive output in all categories, didn't fall behind until they were less than six minutes remaining in the game. A San Diego false start penalty on Harry Swayne nullified a third-down defensive stand to give the Chargers one more chance. On third-down and in need of 14 yards, Humphries hit Tony Martin with a 43-yard score with Tim McKyer in coverage to give the Chargers a 17-13 lead.

The Steelers began their final drive at their 17 yard-line to the Chargers' three. On fourth down and three yards, San Diego linebacker Dennis Gibson batted down the scoring strike intended for Barry Foster. San Diego controlled the clock for the game's final minute.

GAME SUMMARY

	1	2	3	4	F
Browns	0	3	0	6	9
STEELERS	3	21	3	2	29

TEAM	Q	PLAY	DRIVE	SCORE
PIT	1	Anderson 29 FG	13-65, 7:20	3-0
PIT	2	Green 2 pass from O'Donnell (Anderson kick)	8-53, 4:37	10-0
PIT	2	Williams 26 run (Anderson kick)	6-74, 3:10	17-0
CLE	2	Stover 22 FG	6-25, 2:27	17-3
PIT	2	Thigpen 9 pass from O'Donnell (Anderson kick)	3-6, 0:20	24-3
PIT	3	Anderson 40 FG	14-72, 7:52	27-3
CLE	4	McCardell 20 pass from Testaverde (pass failed)	3-73, 0:43	27-9
PIT	4	Testaverde sacked by Lake for a safety	—	29-9

GAME SUMMARY

	1	2	3	4	F
Chargers	0	3	7	7	17
STEELERS	7	3	3	0	13

TEAM	Q	PLAY	DRIVE	SCORE
PIT	1	Williams 16 run (Anderson kick)	13-67, 7:32	7-0
SD	2	Carney 20 FG	6-77, 3:11	7-3
PIT	2	Anderson 39 FG	12-51, 3:32	10-3
PIT	3	Anderson 23 FG	9-50, 3:22	13-3
SD	3	Pupunu 43 pass from Humphries (Carney kick)	5-64, 2:34	13-10
SD	4	Martin 43 pass from Humphries (Carney kick)	8-80, 4:44	13-17

INDIVIDUAL STATS

RUSH	CLE: Byner 9-43; Hoard 3-8; Metcalf 5-4.
	PIT: Foster 24-133; Morris 22-60; Williams 2-43, 1 TD; Tomczak 3-2.
	CLE: Testaverde 31-13-2, 144, 1 TD.
PASS	PIT: O'Donnell 23-16-0, 186, 2 TD.
	CLE: Jackson 3-47; McCardell 3-47, 1 TD; Metcalf 2-18; Carrier 2-8; Byner 1-14; Hoard 1-5; Kinchen 1-5.
REC	PIT: Mills 5-117; Williams 4-20; Green 3-21, 1 TD; Hastings 2-18; Thigpen 2-10, 1 TD.

TEAM STATS

	Browns	Steelers
First Downs	10 (3-6-1)	23 (14-9-0)
Third Downs	2-11 (18%)	8-15 (53%)
Fourth Downs	1-2 (50%)	0-0 (0%)
Total Net Yards	186	424
Plays-Avg.	50-3.7	75-5.7
Rushing Yards	55	238
Att.-Avg.	17-3.2	51-4.7
Passing Yards	131	186
Sacked by Opp.	2-13	0-0
Att.-Comp.-Int.	31-13-2	23-16-0
Punts-Avg.	5-38	5-38.2
Penalties	2-17	4-50
Fumbles-Lost	0-0	2-1
Time of Poss.	17:33	42:27

INDIVIDUAL STATS

RUSH	SD: Means 20-69; Humphries 4-(-3).
	PIT: Foster 20-47; Williams 3-16; Morris 2-2; O'Donnell 1-1.
	SD: Humphries 22-11-1, 165, 2 TD.
PASS	PIT: O'Donnell 54-32-0, 349, 1 TD.
	SD: Pupunu 4-76, 1 TD; Means 2-19; Jefferson 2-16; Martin 1-43, 1 TD; Mitchell 1-19; 1-(-8).
REC	PIT: Mills 8-106; Williams 7-45, 1 TD; Hastings 5-55; Green 4-80; Thigpen 3-35; Foster 3-12; Hayes 1-16; Morris 1-0.

TEAM STATS

	Chargers	Steelers
First Downs	13 (4-8-1)	22 (4-17-1)
Third Downs	3-11 (27%)	11-20 (55%)
Fourth Downs	0-0 (0%)	2-3 (67%)
Total Net Yards	226	415
Plays-Avg.	47-4.8	80-5.2
Rushing Yards	66	66
Att.-Avg.	24-2.8	26-2.5
Passing Yards	160	349
Sacked by Opp.	1-5	0-0
Att.-Comp.-Int.	22-11-1	54-32-0
Punts-Avg.	5-38.4	5-44.4
Penalties	3-15	8-111
Fumbles-Lost	0-0	3-1
Time of Poss.	22:47	37:13



**Buffalo 6
Pittsburgh 40**



1995 AFC DIVISIONAL PLAYOFF (JAN. 6, 1996)

PITTSBURGH — The Pittsburgh Steelers dealt the Buffalo Bills their worst postseason loss in non-Super Bowl play with a 40-21 defeat in Three Rivers Stadium.

Pittsburgh scored on five of their seven first-half possessions, including touchdowns by John L. Williams and Ernie Mills on their first two drives. Buffalo added a Thurman Thomas touchdown after the half, but Pittsburgh closed the half with Norm Johnson's third field goal to take a 23-7 halftime lead.

It seemed the game might turn into a rout when Pittsburgh marched to the Bills' four yard-line on the first possession of the second half, but the drive ended with a Greg Evans interception.

The Steelers added a record (tied) fourth field goal by Norm Johnson in the third quarter to take a 19-point lead.

Buffalo battled back with a touchdown pass from Jim Kelly to Thurman Thomas to cut the lead to less than a touchdown with over 11 minutes remaining in the game. Pittsburgh responded with a 76-yard drive that included key third-down receptions by Yancey Thigpen for 21 yards and Andre Hastings for 17 yards. Bam Morris finished off the drive with a 13-yard touchdown run.

Interceptions by Jerry Olsavsky and Levon Kirkland ended the Bills' next two drives, the latter at the Bills' 17 yard-line. Four plays later, the Steelers added a second Bam Morris touchdown and gained a 40-21 advantage at the two-minute warning.

The 40 points scored tied a then Steelers postseason game high (40, Dec. 19, 1976 at Baltimore). The offense ran 78 plays, second most all-time postseason, and the line allowed no sacks for the 12th time in postseason history.

GAME SUMMARY

	1	2	3	4	F
Bills	0	7	7	7	21
STEELERS	7	16	3	14	40

TEAM	Q	PLAY	DRIVE	SCORE
PIT	1	Williams 1 run (Johnson kick)	9-76, 5:31	7-0
PIT	2	Mills 10 pass from O'Donnell (Johnson kick)	10-58, 5:23	14-0
PIT	2	Johnson 45 FG	5-16, 1:14	17-0
PIT	2	Johnson 38 FG	4-8, 1:43	20-0
BUF	2	Thomas 1 run (Christie kick)	4-49, 0:55	20-7
PIT	2	Johnson 34 FG	5-53, 0:38	23-7
PIT	3	Johnson 39 FG	4-4, 0:56	26-7
BUF	3	Cline 2 pass from Van Pelt (Christie kick)	4-42, 2:00	26-14
BUF	4	Thomas 9 pass from Kelly (Christie kick)	6-36, 2:46	26-21
PIT	4	Morris 13 run (Johnson kick)	9-76, 5:07	33-21
PIT	4	Morris 2 run (Johnson kick)	4-23, 1:48	40-21

INDIVIDUAL STATS

RUSH	BUF: Thomas 13-46, 1 TD; Tasker 1-40; Holmes 4-14; Van Pelt 2-8; Mohr 1(-1-14).
	PIT: Morris 25-106, 2 TD; Pegram 8-33; Stewart 1-5; Williams 4-3, 1 TD; Mills 1-3; O'Donnell 4(-3-3).
PASS	BUF: Kelly 29-14-3, 135, 1 TD; Van Pelt 10-4-1, 27, 1 TD.
	PIT: O'Donnell 35-19-2, 262, 1 TD.
REC	BUF: Johnson 5-28; Cline 3-36, 1 TD; Brooks 3-28; Thomas 3-12, 1 TD; Tasker 2-38; Reed 2-20.
	PIT: Mills 5-66, 1 TD; Thigpen 3-77; Hastings 3-39; Stewart 2-27; Pegram 2-21; Morris 2-7; Hayes 1-17; Williams

TEAM STATS

	Bills	Steelers
First Downs	18 (6-11-1)	23 (8-15-15)
Third Downs	3-12 (25%)	5-16 (31%)
Fourth Downs	0-0 (0%)	0-0 (0%)
Total Net Yards	250	409
Plays-Avg.	62-4.0	78-5.2
Rushing Yards	94	147
Att.-Avg.	21-4.5	43-3.4
Passing Yards	156	262
Sacked by Opp.	2-6	0-0
Att.-Comp.-Int.	39-18-3	35-19-2
Punts-Avg.	5-39.8	5-32.8
Penalties	5-25	5-41
Fumbles-Lost	3-1	1-0
Time of Poss.	21:56	38:04



**Indianapolis 16
Pittsburgh 20**



1995 AFC CHAMPIONSHIP (JAN. 14, 1996)

PITTSBURGH — The Pittsburgh Steelers exorcised the demons of the 1994 AFC Championship game with a 20-16 heart-stopper over the Indianapolis Colts to advance to the Super Bowl.

For the second straight year it was a pass on the game's final play that determined Pittsburgh's Super Bowl future. A Hail Mary pass by Colts' quarterback Jim Harbaugh to Aaron Bailey was batted away by DB Randy Fuller to send the Steelers to Arizona.

The game was reminiscent of the 1995 AFC Championship game. The Steelers had a 10-6 advantage at halftime with a five-yard touchdown pass from Neil O'Donnell to Kordell Stewart in the closing seconds of the half and a first quarter Norm Johnson field goal.

The Colts' scoring came from the foot of kicker Cary Blanchard. Indianapolis added a third field goal on their opening drive in the third quarter to pull within one point.

The Steelers countered with a second Norm Johnson field goal, but found themselves behind 16-13 after Jim Harbaugh hit Floyd Turner for a 47-yard touchdown strike with 8:46 remaining in the game.

The Steelers and the Colts traded punts as the clock slipped to 3:03 and Pittsburgh took over the ball at their own 33 yard-line. After a fourth-down reception by Andre Hastings, O'Donnell hit Ernie Mills along the right sideline for a 37-yard gain to advance to the Colts' one-yard line. Two plays later, Bam Morris punched in the go-ahead touchdown.

However, the Colts weren't ready to be corralled. Starting at his own 16-yard line, Jim Harbaugh led Indianapolis to the Pittsburgh 29-yard line before throwing the "Hail Mary" pass with just five seconds left in the game.

GAME SUMMARY

	1	2	3	4	F
Colts	3	3	3	7	16
STEELERS	3	7	3	7	20

TEAM	Q	PLAY	DRIVE	SCORE
IND	1	Blanchard 34 FG	4-7, 1:58	0-3
PIT	1	Johnson 31 FG	11-40, 5:53	3-3
IND	2	Blanchard 36 FG	17-80, 7:27	3-6
PIT	2	Stewart 5 pass from O'Donnell (Johnson kick)	10-61, 5:03	10-6
IND	3	Blanchard 37 FG	10-61, 5:03	10-9
PIT	3	Johnson 36 FG	7-44, 3:17	13-9
IND	4	Turner 47 pass from Harbaugh (Blanchard kick)	4-70, 2:11	13-16
PIT	4	Morris 1 run (Johnson kick)	8-67, 1:29	20-16

INDIVIDUAL STATS

RUSH	IND: Warren 15-53; Harbaugh 6-29; Crockett 1-2; Humphrey 1(-1-1).
	PIT: Pegram 10-46; Stewart 4-12; Morris 7-9; Williams 1-6; Mills 1-5; O'Donnell 1-2).
	IND: Harbaugh 33-21, 267, 1 TD; Warren 1-0-0.
PASS	PIT: O'Donnell 41-25-1, 205, 1 TD.
	IND: Dawkins 7-96; Warren 7-37; Turner 3-73; Crockett 2-22; Dilger 1-30; Bailey 1-9.
REC	PIT: Thigpen 6-65; Williams 4-21; Morris 4-11; Mills 3-52; Hastings 3-21; Stewart 2-18; Holliday 1-8; Bruener 1-6; Pegram 1-3.

TEAM STATS

	Colts	Steelers
First Downs	16 (4-12-0)	21 (6-12-3)
Third Downs	5-15 (33%)	6-14 (43%)
Fourth Downs	1-1 (100%)	1-1 (100%)
Total Net Yards	186	285
Plays-Avg.	50-3.7	66-4.3
Rushing Yards	83	80
Att.-Avg.	23-3.6	24-4.3
Passing Yards	245	205
Sacked by Opp.	3-22	1-0
Att.-Comp.-Int.	34-21-0	41-25-1
Punts-Avg.	4-50	4-38.8
Penalties	5-57	4-25
Fumbles-Lost	1-0	0-0
Time of Poss.	30:36	29:24



Indianapolis 14
Pittsburgh 42



1996 AFC WILD CARD (DEC. 29, 1996)

PITTSBURGH — The Steelers overcame two first-half turnovers to score the most points in Steelers playoff history and the team's most decisive postseason win in 18 years with a 42-14 victory against Indianapolis.

The team scored the game's first 13 points and final 29 with a ground attack that ranked fourth in Steelers postseason history.

The Steelers took a 10-0 lead with Norm Johnson field goal and Kordell Stewart's one-yard touchdown scamper that was set up by a Jahime Arnold 31-yard punt return. Pittsburgh added a 50-yard Johnson field goal to start the second quarter.

Indianapolis responded with 14 unanswered points for a 14-13 halftime lead.

Pittsburgh regained the momentum on the opening drive of the second half. Starting from their own nine-yard line, the Steelers marched 91 yards in 16 plays while running 9:30 off the clock. The drive ended with a Jerome Bettis touchdown and a Stewart to John Farquhar two-point conversion.

The Steelers offense churned out 228 yards in the second half, while the defense held the Colts to 22 second-half yards and two first downs. Included in the Steelers three fourth-quarter touchdowns was Witman's 31-yard rushing touchdown which was his first NFL touchdown and second-longest postseason touchdown run in Steelers' history.

Five rushing touchdowns was a single-game postseason record. It was the fourth time in a Steeler playoff history they had a 100-yard rusher and 100-yard receiver in a game. The Steelers' 42 points was their highest point total in the postseason.

GAME SUMMARY

	1	2	3	4	F
Colts	0	14	0	0	14
STEELERS	10	3	8	21	42

TEAM	Q	PLAY	DRIVE	SCORE
PIT	1	Johnson 29 FG	8-51, 3:26	3-0
PIT	1	Stewart 1 run (Johnson kick)	4-31, 1:39	10-0
PIT	2	Johnson 50 FG	7-26, 2:25	13-0
IND	2	Daniels 59 interception return (Blanchard kick)	-	13-7
IND	2	Bailey 9 pass from Harbaugh (Blanchard kick)	4-60, 1:50	13-14
PIT	3	Bettis 1 run (Stewart pass to Farquhar)	16-91, 9:30	21-14
PIT	4	Bettis 1 run (Johnson kick)	5-18, 2:13	28-14
PIT	4	Witman 31 run (Johnson kick)	5-71, 2:39	34-14
PIT	4	Stewart 3 run (Johnson kick)	7-40, 3:14	42-14

INDIVIDUAL STATS

RUSH	IND: Faulk 9-25; Groce 2-11; Harbaugh 3-6; Warren 1(-1-1). PIT: Bettis 25-102, 2 TD; Stewart 9-48, 2 TD; Witman 7-48; 1 TD; McAfee 5-21; Hastings 2-7; Mills 1-4; Lester 1-2; Tomczak 1(-1-1).
	IND: Harbaugh 32-12-1, 134, 1 TD; Justin 1-1-0, 6. PIT: Tomczak 21-13-2, 176; Stewart 1-1-0, 0.
PASS	IND: Harrison 3-71; Stablein 3-28; Faulk 3-10; Dawkins 2-18; Baily 1-9, 1 TD; Dilger 1-4. PIT: Johnson 5-109; Hastings 3-30; Botkin 2-26; Lester 2-7; Bettis 1-4; McAfee 1-0.

TEAM STATS

	Colts	Steelers
First Downs	8 (0-7-1)	24 (16-7-1)
Third Downs	5-15 (33%)	6-12 (50%)
Fourth Downs	0-1 (0%)	0-0 (0%)
Total Net Yards	146	407
Plays-Avg.	52-2.8	73-5.6
Rushing Yards	41	231
Att.-Avg.	15-2.7	51-4.5
Passing Yards	105	176
Sacked by Opp.	4-35	0-0
Att.-Comp.-Int.	33-13-1	22-14-2
Punts-Avg.	8-42.4	2-41.5
Penalties	6-30	3-19
Fumbles-Lost	1-1	2-1
Time of Poss.	22:24	37:36



Pittsburgh 3
New England 28



1996 AFC DIVISIONAL PLAYOFF (JAN. 5, 1997)

FOXBORO — The Steelers playoff hopes ended on a fog enshrouded field in Foxboro and a 28-3 defeat.

It was a game of big plays from the opening drive. Unfortunately, the Patriots made them and scored on three of their first four possessions.

Quarterback Drew Bledsoe hit Terry Glenn for a 53-yard gain against Rod Woodson on New England's first play from scrimmage. One play later, Curtis Martin made the score, 7-0.

The Steelers second possession ended with their second punt. New England used a short field to gain a 14-0 lead with a Bledsoe to Keith Byars 34-yard touchdown reception.

New England added an exclamation point when Martin broke a 78-yard touchdown run to open the second quarter. Pittsburgh's struggling offense gained just 29 yards in 13 plays in three first-quarter possessions. They fared no better in the second quarter, converting just one of seven third-down plays.

Jerome Bettis, despite two pulled groin muscles, tried to carry the ground attack. The Steelers turned a Chad Brown interception into a Norm Johnson field goal, giving them their only points of the day. But two second-half interceptions, including one that led to a third Martin touchdown, kept the Steelers from making a rally.

GAME SUMMARY

	1	2	3	4	F
STEELERS	0	0	3	0	3
Patriots	14	7	0	7	28

TEAM	Q	PLAY	DRIVE	SCORE
NE	1	Martin 2 run (Vinatieri kick)	2-55, 0:51	0-7
NE	1	Byars 34 pass from Bledsoe (Vinatieri kick)	4-59, 1:59	0-14
NE	2	Martin 78 run (Vinatieri kick)	1-78, 0:12	0-21
PIT	3	Johnson 29 FG	5-26, 2:50	3-21
NE	4	Martin 23 run (Vinatieri kick)	6-61, 3:49	3-28

INDIVIDUAL STATS

RUSH	IND: Bettis 13-43; McAfee 5-30; Tomczak 2-20; Stewart 4-19; Witman 3-11. PIT: Martin 19-166, 3 TD; Meggett 2-18; Byars 2-8; Greier 5-7; Zolak 3(-4); Bledsoe 1(-2).
	IND: Tomczak 29-16-2, 110; Stewart 10-0-0. PIT: Bledsoe 24-14-2, 164, 1 TD; Zolak 2-1-0, 3.
	IND: Hastings 5-35; Botkin 2-20; Arnold 2-16; Mills 2-15; McAfee 2-7; Bettis 2(-1); Witman 1(-2). PIT: Byars 4-53, 1 TD; Glenn 3-69; Coates 3-18; Jefferson 3-18; Martin 2-9.

TEAM STATS

	Steelers	Colts
First Downs	12 (7-5-0)	17 (9-6-2)
Third Downs	3-18 (17%)	5-13 (38%)
Fourth Downs	2-4 (50%)	0-1 (0%)
Total Net Yards	213	346
Plays-Avg.	69-3.1	60-5.8
Rushing Yards	123	194
Att.-Avg.	27-4.6	32-6.1
Passing Yards	90	152
Sacked by Opp.	3-20	2-15
Att.-Comp.-Int.	39-16-2	26-15-2
Punts-Avg.	9-42	7-43.6
Penalties	3-15	2-21
Fumbles-Lost	0-0	0-0
Time of Poss.	28:39	31:21



New England 6
Pittsburgh 7



1997 AFC DIVISIONAL PLAYOFF (JAN. 3, 1998)

PITTSBURGH — The Steelers defeated the New England Patriots for the second time in three weeks, 7-6, in the AFC Divisional Playoff.

Pittsburgh forced four turnovers, including two in the final 1:44 of the game, and advanced to the AFC Championship for the third time in four years.

The Steelers struck early when Kordell Stewart scampered around left end and raced 40 yards for a touchdown on the team's opening possession with 9:49 left in the first quarter. The drive began when rookie cornerback Chad Scott intercepted quarterback Drew Bledsoe and returned it 27 yards to the Steelers 38.

New England was limited to a pair of short field goals by Adam Vinatieri and fell two games short of a return to the Super Bowl.

Linebacker Jason Gildon recovered a pair of fumbles for the Steelers. The second recovery came after backup left end Mike Vrabel stripped Bledsoe of the ball, and Gildon pounced on it at the Pittsburgh 34 with 1:44 to play.

The Patriots got back the ball in the final seconds before linebacker Levon Kirkland intercepted a long pass by Bledsoe to seal the win.



Denver 24
Pittsburgh 21



1997 AFC CHAMPIONSHIP (JAN. 11, 1998)

PITTSBURGH — John Elway passed for two touchdowns in the final 1:47 of the first half to help Denver build a 24-14 lead, while the Broncos defense forced four turnovers by Pittsburgh quarterback Kordell Stewart to propel Denver to a 24-21 victory against the Steelers in the AFC Championship Game.

The Steelers, who were hosting the AFC Championship for the third time in four years under coach Bill Cowher, had a 14-7 lead after a Kordell Stewart 33-yard touchdown run in the first quarter.

Stewart was 6-of-17 for 69 yards with two interceptions in the first half. He finished 18-of-36 for 201 yards with three interceptions and a fumble.

The only score of the second half was a 15-yard touchdown pass from Stewart to Charles Johnson that pulled the Steelers within 24-21 with 2:46 left in the fourth quarter. The touchdown capped a 10-play, 79-yard drive in just 2:57.

Because Pittsburgh had all three timeouts left, Cowher opted not to attempt an on-side kick. But just after the two-minute warning on a third-and-six play, Elway drilled an 18-yard pass to tight end Shannon Sharpe to the Denver 33 with Jason Gildon in coverage. On the next play, Elway rolled right and flipped a 10-yard pass to Ed McCaffrey. Davis then broke off a 19-yard run with less than 50 seconds remaining to seal the win.

GAME SUMMARY

	1	2	3	4	F
Patriots	0	3	0	3	6
STEELERS	7	0	0	0	7

TEAM	Q	PLAY	DRIVE	SCORE
PIT	1	Stewart 40 run (Johnson kick)	8-62, 3:41	7-0
NE	2	Vinatieri 31 FG	10-65, 3:37	7-3
NE	4	Vinatieri 46 FG	10-52, 4:44	7-6

GAME SUMMARY

	1	2	3	4	F
Broncos	7	17	0	0	24
STEELERS	7	7	0	7	21

INDIVIDUAL STATS

RUSH	PIT: Stewart 11-68 1 TD; Bettis 25-67; McAfee 1-10. NE: Shaw 10-22; Cullers 7-18; Bledsoe 2(-4).
	PASS
REC	PIT: Hawkins 4-28; Thigpen 3-54; Johnson 3-28; Lester 2-3; Blackwell 1-14; Bettis 1-7. NE: Jefferson 9-104; Glenn 5-96; Brisby 3-37; Byars 2-1; Shaw 1-13; Brown 1-6; Gash 1-6; Cullers 1-1.

TEAM STATS

	Patriots	Steelers
First Downs	15 (1-14-0)	16 (6-8-2)
Third Downs	6-15 (40%)	8-18 (44%)
Fourth Downs	0-0 (0%)	0-1 (0%)
Total Net Yards	280	279
Plays-Avg.	65-4.3	70-4.0
Rushing Yards	36	145
Att.-Avg.	19-1.9	37-3.9
Passing Yards	244	134
Sacked by Opp.	2-20	2-0
Att.-Comp.-Int.	44-23-2	31-14-1
Punts-Avg.	7-42	9-32.7
Penalties	7-68	5-41
Fumbles-Lost	2-2	0-0
Time of Poss.	24:23	35:37

INDIVIDUAL STATS

RUSH	PIT: Bettis 23-104, 1 TD; Stewart 3-44, 1 TD; McAfee 1-12. DEN: Davis 26-139, 1 TD; Elway 2-9; Hebron 2-2.
	PASS
REC	PIT: Stewart 36-18-3, 201, 1 TD. DEN: Elway 31-18-1, 210, 3 TD. PIT: Thigpen 6-92; Hawkins 4-30; Johnson 3-34; Blackwell 2-19; Bruener 1-16; Lester 1-7; Bettis 1-3. DEN: Smith 6-87; McCaffrey 5-37, 1 TD; Sharpe 3-49; Griffith 2-26, 1 TD; Hebron 1-9; Davis 1-2.

TEAM STATS

	Broncos	Steelers
First Downs	23 (6-15-2)	23 (8-13-2)
Third Downs	8-14 (57%)	6-11 (55%)
Fourth Downs	0-0 (0%)	0- (0%)
Total Net Yards	345	354
Plays-Avg.	63-5.5	66-5.4
Rushing Yards	150	161
Att.-Avg.	30-5.0	27-6.0
Passing Yards	195	193
Sacked by Opp.	2-15	3-8
Att.-Comp.-Int.	31-18-1	36-18-3
Punts-Avg.	5-31.4	4-42
Penalties	4-21	4-71
Fumbles-Lost	2-1	1-1
Time of Poss.	30:01	29:59



**Baltimore 10
Pittsburgh 27**



2001 AFC DIVISIONAL PLAYOFF (JAN. 20, 2002)

PITTSBURGH — The Steelers advanced to the AFC Championship Game by dominating the Baltimore Ravens during a 27-10 victory at Heinz Field.

Starting running back Jerome Bettis missed the game due to an adverse reaction to pain medication that he received prior to the game.

However, the Steelers' defense dominated the game, limiting Baltimore to only 22 yards rushing and 150 yards total, while intercepting Ravens quarterback Elvis Grbac three times, including two interceptions in the end zone by free safety Brent Alexander.

Steelers' cornerback Chad Scott intercepted Grbac's first pass of the game to set up Kris Brown's 21-yard field goal that gave Pittsburgh a 3-0 first quarter lead.

Pittsburgh extended their lead to 10-0 later in the quarter when running back Amos Zereoue capped a 51-yard drive with a one-yard touchdown run.

Zereoue's second touchdown, also from one yard out, increased the Steelers' lead to 17-0 midway through the second quarter. Brown's 46-yard field goal on Pittsburgh's next drive gave the Steelers a 20-0 advantage with 3:46 left in the first half.

A 26-yard field goal by Baltimore kicker Matt Stover made the score 20-3 at halftime. Jerome Lewis' 88-yard punt return for a touchdown in the third quarter pulled the Ravens to within 20-10.

Pittsburgh made the final score 27-10 when quarterback Kordell Stewart completed a 32-yard touchdown pass to wide receiver Plaxico Burress early in the fourth quarter.

GAME SUMMARY

	1	2	3	4	F
Ravens	0	3	7	0	10
STEELERS	10	10	0	7	27

TEAM	Q	TIME	PLAY	DRIVE	SCORE
PIT	1	9:07	Brown 21 FG	7-40; 4:16	7-0
PIT	1	3:49	Zereoue 1 run (Brown kick)	7-51; 3:13	10-0
PIT	2	5:43	Zereoue 1 run (Brown kick)	6-43; 3:27	17-0
PIT	2	3:46	Brown 46 FG	4-6; 1:33	20-0
BAL	2	0:51	Stover 26 FG	11-57; 2:55	20-3
BAL	3	7:18	J. Lewis 88 punt return (Stover kick)	-- ; --	20-10
PIT	4	14:11	Burress 32 pass from Stewart (Brown kick)	12-83; 5:54	27-10

INDIVIDUAL STATS

RUSH	BAL: Allen 4-11; Brookins 4-6; Williams 3-5.
	PIT: Zereoue 24-63, 2 TD; Fuamatu-Ma'afala 12-30; Stewart 10-30; Edwards 1-23; Ward 1-6; Witman 1-2.
PASS	BAL: Grbac 37-18-3, 153.
	PIT: Stewart 22-12-1, 154, 1 TD.
REC	BAL: Sharpe 5-56; Taylor 4-27; Williams 4-24; Allen 3-11; Stokley 1-27; Ismail 1-8.
	PIT: Burress 5-84, 1 TD; Ward 3-37; Zereoue 2-13; Shaw 1-14; Edwards 1-6.

TEAM STATS

	Ravens	Steelers
First Downs	7 (0-6-1)	21 (11-8-2)
Third Downs	1-12 (8%)	7-16 (44%)
Fourth Downs	1-1 (100%)	0-0 (0%)
Total Net Yards	150	297
Plays-Avg.	51-2.9	73-4.1
Rushing Yards	22	154
Att.-Avg.	11-2.0	49-3.1
Passing Yards	128	143
Sacked by Opp.	3-25	2-11
Att.-Comp.-Int.	37-18-3	22-12-1
Punts-Avg.	8-37.4	5-41.6
Penalties	6-70	6-40.3
Fumbles-Lost	1-1	3-0
Time of Poss.	19:15	40:45



**New England 24
Pittsburgh 17**



2001 AFC CHAMPIONSHIP (1.27.2002)

PITTSBURGH — After trailing 21-3 in the third quarter, a Steelers' comeback fell short as Pittsburgh was defeated by the Patriots, 24-17, ending their Super Bowl hopes.

Despite the anticipated return of running back Jerome Bettis, the Steelers ground game never got rolling against a Patriots defense that held Pittsburgh's league leading rushing attack to a season-low 58 yards.

New England jumped out to a 7-0 lead after a penalty nullified a 64-yard Josh Miller punt and Troy Brown returned the second kick 55 yards for a touchdown in the first quarter. The Steelers responded with a 10-play, 65-yard drive that ended with Kris Brown booting a 30-yard field goal to cut the Patriots' lead to 7-3.

With two minutes left in the first half, New England quarterback Tom Brady was forced out of the game with an ankle injury after completing a 28-yard pass to Troy Brown on a key third-down play. Drew Bledsoe came in and moved the offense 40-yards in four plays, capped by an 11-yard touchdown pass to David Patten, giving the Patriots to take a 14-3 halftime lead.

Things continued to look glum for Pittsburgh when Kris Brown's 34-yard field goal attempt was blocked by defensive lineman Brian Mitchell and recovered by Troy Brown who lateraled the ball to Antwan Harris for a 49-yard return for a touchdown to give New England a 21-3 advantage.

The Steelers offense then found their rhythm, scoring on the next two possessions with touchdown runs (1, 11) by Jerome Bettis and Amos Zereoue, respectively, pulling Pittsburgh within 21-17 through three quarters.

New England kicker Adam Vinatieri's 44-yard field goal early in the fourth quarter put the Patriots up 24-17 with 11:12 left. The Steelers were forced to punt on the ensuing drive and Kordell Stewart was intercepted in their final two possessions.

GAME SUMMARY

	1	2	3	4	F
Patriots	7	7	7	3	24
STEELERS	0	3	14	0	17

TEAM	Q	TIME	PLAY	DRIVE	SCORE
NE	1	3:42	T. Brown 55 punt return	-- ; --	7-0
PIT	2	13:33	K. Brown 30 FG	10-65; 5:09	7-3
NE	2	0:58	Patten 11 pass from Bledsoe (Vinatieri kick)	7-70; 1:44	14-3
NE	3	8:51	Harris 49 return of blocked FG (Vinatieri kick)	-- ; --	21-3
PIT	3	5:11	Bettis 1 run (Brown kick)	8-79; 3:40	21-10
PIT	3	1:29	Zereoue 11 run (Brown kick)	5-32; 1:41	21-17
NE	4	11:12	Vinatieri 44 FG	11-45; 5:17	24-17

INDIVIDUAL STATS

RUSH	NE: Smith 15-47; Redmond 3-13; Brady 2-3; Edwards 1-3; Bledsoe 4-1.
	PIT: Stewart 8-41; Zereoue 4-11, 1 TD; Bettis 9-8, 1 TD; Ward 1-(2).
PASS	NE: Bledsoe 21-10-0, 102, 1 TD; Brady 18-12-0, 115.
	PIT: Stewart 42-24-3, 255.
REC	NE: Brown 8-121; Patten 4-39, 1 TD; Edwards 4-26; Johnson 2-22; Wiggins 2-7; Redmond 2-2.
	PIT: Ward 6-64; Burress 5-67; Zereoue 4-50; Bettis 2-23; Edwards 2-16; Kreider 2-13; Cushing 1-10; Shaw 1-9; Tuman 1-3.

TEAM STATS

	Patriots	Steelers
First Downs	15 (4-11-0)	23 (4-14-5)
Third Downs	6-17 (35%)	4-14 (29%)
Fourth Downs	0-1 (0%)	0-0 (0%)
Total Net Yards	259	306
Plays-Avg.	68-3.8	67-4.6
Rushing Yards	67	58
Att.-Avg.	25-2.7	22-2.6
Passing Yards	192	248
Sacked by Opp.	4-25	3-7
Att.-Comp.-Int.	39-22-0	42-24-3
Punts-Avg.	7-39.1	6-43.0
Penalties	12-87	3-25
Fumbles-Lost	0-0	2-1
Time of Poss.	30:55	29:05



Cleveland 33
Pittsburgh 36



2002 AFC WILD CARD (JAN. 5, 2003)

PITTSBURGH — The Steelers rallied from a 13-point, fourth-quarter deficit to defeat the Cleveland Browns, 36-33, in one of the most thrilling games in team history.

The Steelers overcame three early turnovers to register the come-from-behind victory. Pittsburgh trailed 24-7 in the third quarter and 33-21 in the fourth before scoring two touchdowns in the final 3:06 to win.

The Browns led 14-0 after a touchdown run by RB William Green and a 32-yard TD pass by QB Kelly Holcomb to WR Dennis Northcutt.

Steelers' rookie WR Antwan Randle El muffed a punt earlier that set up a Browns' score, but he rebounded to return his next punt 66 yards for a touchdown to make the score, 14-7.

The Browns increased their lead to 24-7 on a 31-yard field goal by K Phil Dawson and a 15-yard touchdown pass.

Steelers QB Tommy Maddox, who threw for a team postseason-record 367 yards and three touchdowns, connected with WR Plaxico Burress for a six-yard touchdown pass with 3:50 left in the third quarter to close the score to 24-14.

A 22-yard touchdown pass by Holcomb increased Cleveland's lead to 33-21 after a failed two-point conversion attempt.

Maddox led Pittsburgh on a 10-play, 77-yard drive, capped off by a five-yard TD pass to WR Hines Ward to pull within five, 33-28.

Pittsburgh forced the Browns to punt and then drove 61 yards in 1:41, culminating with a three-yard touchdown run by RB Chris Fuamatu-Ma'afala. Randle El then completed a pass to Tuman for the two-point conversion to give the Steelers a 36-33 lead.

GAME SUMMARY

	1	2	3	4	F
Browns	7	10	7	9	33
STEELERS	0	7	7	22	36

TEAM	Q	TIME	PLAY	DRIVE	SCORE
CLE	1	13:44	Green 1 run (Dawson kick)	1:16	0-7
CLE	2	14:38	Northcutt 32 pass from Holcomb (Dawson kick)	1-32; 0:06	0-14
PIT	2	9:35	Randle El 66 punt return (Reed kick)	-- ; --	7-14
CLE	2	0:49	Dawson 31 FG	10-45; 4:24	7-17
CLE	3	12:11	Northcutt 15 pass from Holcomb (Dawson kick)	3-14; 0:49	7-24
PIT	3	3:50	Burress 6 pass from Maddox (Reed kick)	10-71; 3:45	14-24
CLE	4	14:52	Dawson 24 FG	8-64; 3:58	14-27
PIT	4	12:28	Tuman 3 pass from Maddox (Reed kick)	6-65; 2:24	21-27
CLE	4	10:17	Andre Davis 22 pass from Maddox (pass failed)	5-61; 2:11	21-33
PIT	4	3:06	Ward 5 pass from Maddox (Reed kick)	10-77; 2:24	28-33
PIT	4	0:54	Fuamatu-Ma'afala 3 run (Randle El-Tuman pass) 6-61; 1:41		36-33

INDIVIDUAL STATS

RUSH	CLE: Green 25-30, 1 TD; Northcutt 1-5; Holcomb 2-3.
	PIT: Zereoue 13-73; Maddox 2-7; Fuamatu-Ma'afala 2-4, 1 TD; Ward 1-4; Randle El 1-3; Bettis 1- (-2).
PASS	CLE: Holcomb 43-26-1, 429, 3 TD.
	PIT: Maddox 48-30-2, 367, 3 TD.
REC	CLE: Northcutt 6-92, 2 TD; White 5-45; Johnson 4-140; Campbell 3-31; Andre Davis 2-65, 1 TD; Morgan 2-30; Green 2-8; King 1-16; Sanders 1-2.
	PIT: Ward 11-104, 1 TD; Burress 6-100, 1 TD; Randle El 5-85; Mathis 3-40; Tuman 3-18, 1 TD; Fuamatu-Ma'afala 2-20.

TEAM STATS

	Browns	Steelers
First Downs	21 (2-18-1)	30 (3-24-3)
Third Downs	8-17 (47%)	3-10 (30%)
Fourth Downs	0-0 (0%)	0-0 (0%)
Total Net Yards	447	432
Plays-Avg.	73-6.1	71-6.1
Rushing Yards	38	89
Att.-Avg.	28-1.4	20-4.5
Passing Yards	409	343
Sacked by Opp.	2-20	3-24
Att.-Comp.-Int.	43-26-1	48-30-2
Punts-Avg.	7-38.6	6-35.3
Penalties	9-75	4-35
Fumbles-Lost	0-0	1-1
Time of Poss.	33:02	26:58



Pittsburgh 31
Tennessee 34 (ot)



2002 AFC DIVISIONAL PLAYOFF (1.11.2003)

NASHVILLE — The Steelers lost a hard-fought game against the Tennessee Titans in overtime, 34-31.

The Titans jumped out to a 14-0 first-quarter lead, but the Steelers scored 20 straight points by early in the third quarter.

QB Tommy Maddox led Pittsburgh on an eight-play, 61-yard drive at the end of the second quarter and Reed's 39-yard field goal made the score 14-13 at the half.

On Tennessee's first play from scrimmage in the second half, Steelers NT Casey Hampton tackled George for a two-yard loss, forcing a fumble that was recovered by DE Aaron Smith. George received a concussion and did not return to the game.

Pittsburgh capitalized on the fumble when RB Amos Zereoue broke several tackles and raced 31 yards for a touchdown on the first play, which put it ahead 20-14.

Two Tennessee scores made it 28-20 before Maddox connected with Ward for a 21-yard touchdown pass in the fourth quarter to make the score 28-26. Ward tied the game with a pass to Plaxico Burress for the two-point conversion.

Reed's 40-yard field goal and a 42-yard kick by Tennessee K Joe Nedney made the score 31-31 in the fourth quarter. Nedney missed a 48-yard attempt at the end of regulation.

Tennessee got the ball in overtime and moved into field-goal position. Nedney missed a 31-yard attempt, but Steelers CB Dewayne Washington was flagged for running into the kicker. Nedney then converted a 26-yarder to give the Titans a 34-31 victory.

GAME SUMMARY

	1	2	3	4	F
Ravens	0	3	7	0	10
STEELERS	10	10	0	7	27

TEAM	Q	TIME	PLAY	DRIVE	SCORE
TEN	1	11:01	McNair 8 run (Nedney kick)	7-52; 3:19	0-7
TEN	1	0:17	George 1 run (Nedney kick)	16-76; 9:03	0-14
PIT	2	9:29	Ward 8 pass from Maddox (Reed kick)	2-8; 9:03	7-14
PIT	2	6:47	Reed 30 FG	5-47; 1:53	10-14
PIT	2	0:00	Reed 39 FG	8-61; 1:35	13-14
PIT	3	14:37	Zereoue 31 run (Reed kick)	1-31; 0:08	20-14
TEN	3	9:37	Wycheck 7 pass from McNair (Nedney kick)	8-63; 5:00	20-21
TEN	3	4:38	Kinney 2 pass from McNair (Nedney kick)	8-58; 4:04	20-28
PIT	4	10:09	Ward 21 pass from Maddox (Ward-Burress pass) 6-65; 2:07		28-28
PIT	4	8:30	Reed 40 FG	5-35; 1:24	31-28
TEN	4	5:40	Nedney 42 FG	7-34; 2:50	31-31
TEN	OT	12:45	Nedney 26 FG	5-61; 2:15	31-34

INDIVIDUAL STATS

RUSH	PIT: Zereoue 14-49, 1 TD; Randle El 1-11; Bettis 3-6; Ward 2-1.
	TEN: George 15-33, 1 TD; McNair 8-29, 1 TD; Mason 2-20; Holcombe 11-17.
	PIT: Maddox 41-21-1, 266, 2 TD; Randle El 1-0-0, 0.
PASS	TEN: McNair 44-27-2, 338, 2 TD; O'Donnell 1-0-0, 0.
	PIT: Ward 7-82, 2 TD; Randle El 4-53, Mathis 3-40; Burress 2-62; Kreider 2-14; Zereoue 2-10; Fuamatu-Ma'afala 1-5.
REC	TEN: Wycheck 10-123, 1 TD; Bennett 7-85; Mason 5-47; McCareins 2-53; Kinney 2-20; Holcombe 1-10.

TEAM STATS

	Steelers	Titans
First Downs	21 (4-12-5)	29 (10-18-1)
Third Downs	4-14 (29%)	12-18 (67%)
Fourth Downs	0-0 (0%)	1-1 (100%)
Total Net Yards	324	430
Plays-Avg.	63-5.1	82-5.2
Rushing Yards	67	99
Att.-Avg.	20-3.4	36-2.8
Passing Yards	257	331
Sacked by Opp.	1-9	1-7
Att.-Comp.-Int.	42-21-1	45-27-2
Punts-Avg.	6-31.8	4-28.8
Penalties	6-41	8-92
Fumbles-Lost	0-0	2-2
Time of Poss.	24:33	37:32



**New York Jets 17
Pittsburgh 20 (ot)**



2004 AFC DIVISIONAL PLAYOFF (JAN. 15, 2005)

PITTSBURGH — A 33-yard field goal by K.Jeff Reed allowed the Steelers to pull out a thrilling, 20-17, overtime victory against the New York Jets at Heinz Field.

The Steelers nearly saw their Super Bowl dreams end twice in the fourth quarter, but Jets K Doug Brien missed field goals of 47 and 43 yards in the final 2:02, sending the game into overtime tied at 17-17.

Pittsburgh took a 3-0 lead in the first quarter on a 45-yard field goal by Reed. Steelers' SS Troy Polamalu intercepted Pennington's next pass and returned it 14 yards to the Jets 25-yard line, setting up a three-yard touchdown run by RB Jerome Bettis for a 10-0 Pittsburgh lead.

The Jets tied the game in the second quarter on a field goal (42) by Brien and a 75-yard punt return by Santana Moss.

The game remained tied until late in the third quarter when Steelers QB Ben Roethlisberger was intercepted by Jets SS Reggie Tongue, who returned the ball 86 yards for a touchdown and a 17-10 New York lead.

The Jets held the lead until Roethlisberger completed a four-yard shovel pass to WR Hines Ward, tying the game at 17-17, with six minutes left in regulation.

Brien missed a 47-yard field-goal attempt with 2:02 left in regulation, but Roethlisberger was intercepted by Jets CB David Barrett, who returned it 24 yards to the Pittsburgh 37. Brien, however, missed a 43-yard attempt at the end of regulation to send the game into overtime.

After the Jets were forced to punt on their first drive in overtime, Pittsburgh regained possession at their own 13-yard line and moved the ball 72 yards on 13 plays, to the New York 15-yard line. After a New York timeout, Reed booted his 33-yard field goal to win the game.

GAME SUMMARY

	1	2	3	4	OT	F
Jets	0	10	7	0	0	17
STEELERS	10	0	0	7	3	20

TEAM	Q	TIME	PLAY	DRIVE	SCORE
PIT	1	5:18	Reed 45 FG	7-37; 3:20	3-0
PIT	1	1:58	Bettis 3 run (Reed kick)	5-25; 2:18	10-0
NYJ	2	10:33	Brien 42 FG	11-38; 6:25	10-3
NYJ	2	3:00	Moss 75 punt return (Brien kick)	—; —	10-10
NYJ	3	3:52	Tongue 86 interception return (Brien kick)	—; —	10-17
PIT	4	6:00	Ward 4 pass from Roethlisberger (Reed kick)	12-66; 6:41	17-17
PIT	5	3:56	Reed 33 FG	14-72; 8:19	20-17

INDIVIDUAL STATS	
RUSH	NYJ: Martin 19-77; Jordan 5-30; Pennington 2-3; Cotchery 1-0.
	PIT: Bettis 27-101, 1 TD; Staley 11-54; Roethlisberger 4-30; Haynes 1-8.
	PASS
	NYJ: Pennington 33-21-1, 182.
	PIT: Roethlisberger 30-17-2, 181, 1 TD.
REC	NYJ: McCareins 5-82; Moss 4-31; Martin 4-29; Sowell 3-11; Becht 2-15; Baker 2-8; Jordan 1-6.
	PIT: Ward 10-105, 1 TD; Burress 2-28; Mays 2-19; Bettis 1-21; Randle El 1-6; Haynes 1-2.

TEAM STATS		
	Jets	Steelers
First Downs	17 (4-11-2)	23 (10-13-0)
Third Downs	3-12 (25%)	8-15 (53%)
Fourth Downs	0-0 (0%)	0-0 (0%)
Total Net Yards	275	364
Plays-Avg.	63-4.4	74-4.9
Rushing Yards	110	193
Att.-Avg.	27-4.1	43-4.5
Passing Yards	165	171
Sacked by Opp.	3-17	1-10
Att.-Comp.-Int.	33-21-1	30-17-2
Punts-Avg.	6-38.5	5-39.6
Penalties	4-35	6-45
Fumbles-Lost	0-0	1-1
Time of Poss.	31:22	39:42



**New England 41
Pittsburgh 27**



2004 AFC CHAMPIONSHIP (JAN. 23, 2005)

PITTSBURGH — The Steelers dreams of advancing to the Super Bowl ended as they lost a disappointing 41-27 loss to New England in the AFC Championship Game at Heinz Field.

Three first-half Steelers' turnovers were converted into 17 New England points as the Patriots jumped out to a 24-3 lead at halftime, despite controlling the ball for only 10:19.

Steelers rookie QB Ben Roethlisberger suffered his first career loss as a starter. His first pass of the game was intercepted by New England, setting up a 48-yard Adam Vinatieri field goal.

New England capitalized on its next possession when QB Tom Brady hit WR Deion Branch for a 60-yard touchdown score.

Pittsburgh cut the lead to 10-3 on a 43-yard field goal by K.Jeff Reed. The Patriots extended their lead to 17-3 on a nine-yard TD pass to WR David Gibson.

The Steelers were ready to answer on their next drive, moving the ball to the New England 19. But Roethlisberger's pass was picked off by S Rodney Harrison and returned 87 yards for a touchdown.

Steelers RB Jerome Bettis scored on a five-yard touchdown run to bring Pittsburgh within 24-10 in the third. On the next drive, though, the Patriots increased the lead to 31-10 on a 25-yard touchdown run by Corey Dillon.

A 30-yard touchdown pass to WR Hines Ward and a 20-yard field goal by Jeff Reed trimmed the lead to 31-17.

Vinatieri's 31-yard field goal and a 23-yard touchdown pass to Branch extended the Patriots lead to 41-20.

Pittsburgh scored its final touchdown on a seven-yard pass to Burress, but New England ran out the clock for the victory.

GAME SUMMARY

	1	2	3	4	F
Patriots	10	14	7	10	41
STEELERS	3	0	14	10	27

TEAM	Q	TIME	PLAY	DRIVE	SCORE
NE	1	11:20	Vinatieri 48 FG	5-18; 2:13	0-3
NE	1	6:49	Branch 60 pass from Brady (Vinatieri kick)	1-60; 0:09	0-10
PIT	1	1:22	Reed 43 FG	5-23; 2:10	3-10
NE	2	7:08	Givens 9 pass Brady (Vinatieri kick)	5-70; 2:50	3-17
NE	2	2:14	Harrison 87 interception return	—; —	3-24
PIT	3	10:54	Bettis 5 run (Reed kick)	5-56; 2:39	10-24
NE	3	7:27	Dillon 25 run (Vinatieri kick)	7-69; 3:27	10-31
PIT	3	2:35	Ward 30 pass from Roethlisberger (Reed kick)	10-60; 4:52	17-31
PIT	4	13:29	Reed 20 FG	6-53; 2:14	20-31
NE	4	8:03	Vinatieri 31 FG	10-49; 5:26	20-34
NE	4	2:23	Branch 23 run (Vinatieri kick)	10-55; 5:06	20-41
PIT	4	0:52	Burress 7 pass from Roethlisberger (Reed kick)	6-61; 1:31	27-41

INDIVIDUAL STATS	
RUSH	NE: Dillon 24-73, 1 TD; Branch 2-37, 1 TD; Faulk 3-20, 1 TD; Brady 2-(-2); Givens 1-(-2).
	PIT: Bettis 17-64, 1 TD; Roethlisberger 5-45; Haynes 5-28; Staley 10-26.
	PASS
	NE: Brady 21-14-0, 207, 2 TD.
	PIT: Roethlisberger 24-14-3, 226, 2 TD.
REC	NE: Givens 5-59, 1 TD; Branch 4-116, 1 TD; Brown 1-11; Fauria 1-9; Patten 1-8; Dillon 1-5; Graham 1-(-1).
	PIT: Ward 5-109, 1 TD; Randle El 3-52; Burress 3-37; Haynes 1-14; Tuman 1-8; Rasby 1-6.

TEAM STATS		
	Patriots	Steelers
First Downs	18 (7-9-2)	19 (8-11-0)
Third Downs	5-12 (42%)	4-12 (33%)
Fourth Downs	1-1 (100%)	1-2 (50%)
Total Net Yards	322	388
Plays-Avg.	55-5.9	62-6.3
Rushing Yards	126	163
Att.-Avg.	32-3.9	37-4.4
Passing Yards	196	225
Sacked by Opp.	2-11	1-1
Att.-Comp.-Int.	21-14-0	24-14-3
Punts-Avg.	4-40.3	3-43.0
Penalties	1-5	2-20
Fumbles-Lost	1-0	2-1
Time of Poss.	28:29	31:31



Pittsburgh 31
Cincinnati 17



2005 AFC WILD CARD (JAN. 8, 2006)

CINCINNATI — Pittsburgh scored 24 unanswered points to turn a 17-7 deficit into a 31-17 victory over Cincinnati in the AFC Wild Card Game at Paul Brown Stadium.

The Pittsburgh offense compiled 346 total yards led by QB Ben Roethlisberger, who tossed three touchdowns and finished with a QB rating of 148.7. RB Jerome Bettis ran for 52 yards on 10 carries (5.2 avg.) and one touchdown. WR Cedric Wilson caught three passes for 104 yards (34.7 avg.), with one touchdown.

The Steelers defense recorded four sacks and two interceptions while holding the Bengals to just 84 yards rushing.

Cincinnati was dealt an early blow when starting QB Carson Palmer suffered a torn ACL on the first offensive play of the game. The Bengals jumped out to a 10-0 lead with a 23-yard field goal by K Shayne Graham and a 20-yard touchdown run by RB Rudi Johnson.

Pittsburgh got on the board when RB Willie Parker took a screen pass 19 yards for a touchdown, the first postseason touchdown catch by a Steelers' running back since Rocky Bleier in Super Bowl XIII (Jan. 21, 1979).

Backup QB Jon Kitna gave the Bengals another 10-point lead after he hit WR T.J. Houshmandzadeh for a seven-yard score.

Pittsburgh responded with four straight scores. Roethlisberger completed a five-yard touchdown pass to WR Hines Ward for the final score of the first half. Ward extended his streak to five consecutive postseason games with at least one touchdown.

The Steelers scored on their opening drive of the second half with a five-yard touchdown run by Bettis to give Pittsburgh its first lead at 21-17. Pittsburgh extended its lead with a trick play. WR Antwan Randle El took a direct snap and ran to his right. He stopped and threw the ball across the field to Roethlisberger, who then threw a 43-yard touchdown strike to Wilson.



Pittsburgh 21
Indianapolis 18



2005 AFC DIVISIONAL PLAYOFF (JAN. 15, 2006)

INDIANAPOLIS — Pittsburgh advanced to its second straight AFC Championship game with a dramatic 21-18 victory over the Indianapolis Colts at the RCA Dome. The win propelled the Steelers to their sixth appearance in the conference title game during Bill Cowher's 14 seasons as head coach for Pittsburgh and it also marked the first time a six seed advanced to the conference championship in league history.

Avenge an earlier-season setback to the Colts, Pittsburgh came out of the gates on fire by scoring on a 10-play, 84-yard drive to open the game that culminated with a six-yard touchdown pass from QB Ben Roethlisberger to WR Antwan Randle El.

The Steelers upped their lead to 14-0 in the first quarter after Roethlisberger connected with rookie TE Heath Miller on a seven-yard score.

Pittsburgh's defense, which kept the high-scoring Indianapolis offense in check for most of the game, allowed just a field goal in the first half as they entered the half with a 14-3 advantage.

The Steelers stretched the lead to 21-3 with under two minutes remaining in the third quarter as RB Jerome Bettis dove in from one yard out. It was his eighth career postseason rushing touchdown and the fourth straight game with a rushing score.

Indianapolis finally posted a touchdown as Peyton Manning hit Dallas Clark for a 50-yard strike early in the fourth quarter, pulling the Colts to within 21-10.

Pittsburgh took over with eight minutes off the clock but came up empty on their next offensive drive. Indianapolis then used a three-yard rushing touchdown by Edgerin James and a successful two-point conversion to make the game 21-18 with 4:24 remaining.

After punting the ball back to the Colts with 2:31 left in the game, Pittsburgh's defense appeared to have sealed the victory by pressuring Indianapolis to minus-16 yards while giving the ball back to its' offense on the two-yard line.

However, on the first play Bettis uncharacteristically fumbled and Nick Harper picked up the ball and darted to the Colts' 42-yard line before Roethlisberger made a shoestring tackle. Five plays later, Mike Vanderjagt's potential game-tying 46-yard field goal sailed wide right with 21 seconds remaining.

Roethlisberger became the first quarterback in NFL history to reach the conference championship game in each of his first two seasons as he finished 14-of-24 for 197 yards and two touchdowns and one interception.

GAME SUMMARY

GAME SUMMARY

	1	2	3	4	F
STEELERS	0	14	14	3	31
Bengals	10	7	0	0	17

	1	2	3	4	F
STEELERS	14	0	7	0	21
Colts	0	3	0	15	18

TEAM	Q	TIME	PLAY	DRIVE	SCORE
CIN	1	6:54	Graham 23 FG	9-84; 4:25	0-3
CIN	1	1:09	Johnson 20 run (Graham kick)	7-76; 3:26	0-10
PIT	2	13:11	Parker 19 pass from Roethlisberger (Reed kick)	8-60; 2:58	7-10
CIN	2	6:13	Houshmandzadeh 7 pass from Kitna (Graham kick) 14-57; 6:58	7-17	7-17
PIT	2	3:48	Ward 5 pass from Roethlisberger (Reed kick)	6-76; 2:25	14-17
PIT	3	5:12	Bettis 5 run (Reed kick)	8-66; 4:39	21-17
PIT	3	1:13	Wilson 43 pass from Roethlisberger (Reed kick)	3-50; 1:25	28-17
PIT	4	10:29	Reed 21 FG	6-37; 2:56	31-17

TEAM	Q	TIME	PLAY	DRIVE	SCORE
PIT	1	9:25	Randle El 6 pass from Roethlisberger (Reed kick)	10-84; 5:35	7-0
PIT	1	3:12	Miller 7 pass from Roethlisberger (Reed kick)	7-72; 2:53	14-0
IND	2	1:20	Vanderjagt 20 FG	15-96; 9:39	14-3
PIT	3	1:26	Bettis 1 run (Reed kick)	6-30; 3:21	21-3
IND	4	14:09	Clark 50 pass from Manning (Vanderjagt kick)	6-72; 2:17	21-10
IND	4	4:24	James 3 run (Manning to Wayne pass)	6-80; 1:39	21-18

INDIVIDUAL STATS

RUSH	PIT: Parker 17-59; Bettis 17-46, 1 TD; Haynes 2-8; Kreider 1-2; Roethlisberger 5(-3).
	IND: James 13-56, 1 TD; Rhodes 1-2.
	PIT: Roethlisberger 24-14-1, 197, 2 TD.
PASS	IND: Manning 38-22-1, 190, 1 TD.
	PIT: Ward 3-68; Miller 3-61, 1 TD; Randle El 3-30, 1 TD; Parker 3-19; Tuman 1-19; Haynes 1-0.
REC	IND: Wayne 7-97; James 5-26; Clark 4-84, 1 TD; Harrison 3-52; Fletcher 2-18; Stokley 1-13.

TEAM STATS

	Steelers	Bengals
First Downs	19 (9-8-2)	19 (4-13-2)
Third Downs	6-11 (55%)	9-16 (56%)
Fourth Downs	0-0 (0%)	0-1 (0%)
Total Net Yards	346	327
Plays-Avg.	56-6.2	65-5.0
Rushing Yards	144	84
Att.-Avg.	34-4.2	20-4.2
Passing Yards	202	243
Sacked by Opp.	4-20	1-6
Att.-Comp.-Int.	21-14-0	41-25-2
Punts-Avg.	3-47.0	3-43.7
Penalties	6-39	7-90
Fumbles-Lost	0-0	2-0
Time of Poss.	28:57	31:03

TEAM STATS

	Steelers	Colts
First Downs	21 (10-8-3)	15 (4-11-0)
Third Downs	6-14 (43%)	3-13 (23%)
Fourth Downs	2-2 (100%)	1-2 (50%)
Total Net Yards	295	305
Plays-Avg.	68-4.3	57-5.4
Rushing Yards	112	58
Att.-Avg.	42-2.7	14-4.1
Passing Yards	183	247
Sacked by Opp.	5-43	2-14
Att.-Comp.-Int.	24-14-1	38-22-0
Punts-Avg.	5-41.6	6-45.3
Penalties	2-8	9-67
Fumbles-Lost	1-1	1-0
Time of Poss.	34:52	25:08

INDIVIDUAL STATS

RUSH	PIT: Bettis 10-52, 1 TD; Haynes 3-46; Parker 16-38; Randle El 1-5; Roethlisberger 4-3.
	CIN: Johnson 13-56, 1 TD; Kitna 4-25; Perry 2-3; Larson 1-0.
	PIT: Roethlisberger 19-14-0, 208, 3 TD; Bettis 1-0-0, 0; Randle 1-0-0, 0.
PASS	CIN: Kitna 40-24-2, 197, 1 TD; Palmer 1-1-0, 66.
	PIT: Wilson 3-104, 1 TD; Parker 3-41, 1 TD; Miller 2-15; Randle El 2-15; Ward 2-10, 1 TD; Haynes 1-14; Tuman 1-9.
REC	CIN: Perry 6-11; Walter 5-73; C. Johnson 4-59; Houshmandzadeh 4-25, 1 TD; R. Johnson 2-14; Schobel 2-11; Henry 1-66; Kelly 1-4.



San Diego 24
Pittsburgh 35



2008 AFC DIVISIONAL PLAYOFF (JAN. 11, 2009)

PITTSBURGH — The Steelers advanced to their fourth AFC Championship Game in eight seasons as they defeated the San Diego Chargers 35-24 in an AFC Divisional contest at Heinz Field. Pittsburgh advanced to its 14th career AFC Championship Game with the win.

San Diego struck first on the opening possession of the game, taking barely two minutes off the game clock. WR Vincent Jackson got behind Steelers' CB Ike Taylor and hauled in a 41-yard touchdown reception to give the Chargers a 7-0 lead.

Steelers' WR Antonio Holmes evened the score when he returned a punt 67 yards for a score. San Diego retook the lead, 10-7, courtesy of a 42-yard field goal by K Nate Kaeding.

RB Willie Parker gave the Steelers a 14-10 lead that they would never relinquish with 40 seconds remaining in the first half when he ran into the end zone around left end on a three-yard touchdown scamper.

The Steelers stretched that lead to 21-10 as they drove 77 yards in 13 plays, taking 7:56 off the clock with their opening possession of the third quarter. QB Ben Roethlisberger found TE Heath Miller on an eight-yard touchdown reception to cap the drive.

RB Gary Russell swelled the lead to 28-10 when he plunged across the goal-line from one-yard out in the beginning of the fourth quarter.

San Diego scored two touchdowns sandwiched around a 16-yard touchdown run by Parker, his second score of the evening, to conclude the scoring in favor of the Steelers, 35-24.

Roethlisberger had a very efficient game, completing 17-of-26 passes for 181 yards with one touchdown and a passer rating of 98.4. Parker recorded his first career 100-yard rushing performance in the postseason with 146 yards on 27 attempts (5.4 avg.) with two touchdowns.

Defensively, the Steelers sacked Rivers four times, with LB LaMarr Woodley leading the charge with two sacks.



Baltimore 14
Pittsburgh 23



2008 AFC CHAMPIONSHIP (JAN. 18, 2009)

PITTSBURGH — The Steelers put themselves in position to become the first NFL franchise to win six Vince Lombardi Trophies when they face the Arizona Cardinals in Super Bowl XLIII on February 1. Pittsburgh earned their second trip to the Super Bowl in four seasons by defeating the Baltimore Ravens 23-14 in the AFC Championship Game at Heinz Field.

Pittsburgh struck first following the opening kickoff, covering 50 yards in seven plays, the key play being a 45-yard pass from QB Ben Roethlisberger to WR Hines Ward. K Jeff Reed connected from 34 yards out to make it 3-0 in favor of Pittsburgh.

Reed would increase the Pittsburgh lead to 6-0 when he nailed his second field goal, this time a 42-yarder, following an interception by Steelers' CB Deshaun Townsend.

The Steelers faced a third-and-nine situation from their own 36-yard line barely a minute into the second quarter when Roethlisberger and WR Antonio Holmes teamed up on a 65-yard scoring strike that put the Steelers ahead 13-0.

Baltimore got on the scoreboard with 2:40 remaining in the first half when RB Willis McGahee ran into the end zone from three yards out to cut the Pittsburgh lead to 13-7.

Reed converted his third field goal of the afternoon, a 46-yarder, with 3:38 left to play in the third quarter to increase the Steelers' lead to 16-7. McGahee's one-yard run with 9:29 to play in regulation allowed Baltimore to creep within two points of the lead, 16-14.

Steelers' Troy Polamalu ended any thoughts Baltimore had of completing the comeback when he intercepted a QB Joe Flacco pass and took it 40 yard into the end zone to clinch a 23-14 Steelers victory.

Roethlisberger led the Steelers offensively, completing 16-of-33 passes for 255 yards with one touchdown for a passer rating of 84.8. RB Willie Parker rushed 24 times for 47 yards (2.0 avg.). Holmes caught two passes for 70 yards (35.0 avg.) and one touchdown.

Defensively, the Steelers sacked Flacco three times, including two by LB LaMarr Woodley, his third consecutive postseason game with two-sacks, and one by DE Aaron Smith. Along with Polamalu and Townsend, S Tyrone Carter had the Steelers' other interception. S Ryan Clark forced a fumble near the end of regulation which was recovered by LB Lawrence Timmons.

GAME SUMMARY

GAME SUMMARY

	1	2	3	4	F
Chargers	7	3	0	14	24
STEELERS	7	7	7	14	35

GAME SUMMARY

	1	2	3	4	F
Ravens	0	7	0	7	14
STEELERS	6	7	3	7	23

TEAM	Q	TIME	PLAY	DRIVE	SCORE
SD	1	12:59	Jackson 41 pass from Rivers (Kaeding kick)	4-75; 2:01	0-7
PIT	1	7:41	Holmes 67 punt return (Reed kick)	—; —	7-7
SD	2	1:56	Kaeding 42 FG	7-20; 3:09	7-10
PIT	2	0:40	Parker 3 run (Reed kick)	7-66; 1:16	14-10
PIT	3	7:04	Miller 8 pass from Roethlisberger (Reed kick)	13-77; 7:56	21-10
PIT	4	12:52	Russell 1 run (Reed kick)	2-49; 0:49	28-10
SD	4	9:09	Naanee 4 pass from Rivers (Kaeding kick)	10-73; 3:43	28-17
PIT	4	4:11	Parker 16 run (Reed kick)	9-73; 4:58	35-17
SD	4	1:53	Sproles 62 pass from Rivers (Kaeding kick)	4-79; 0:50	35-24

TEAM	Q	TIME	PLAY	DRIVE	SCORE
PIT	1	11:22	Reed 34 FG	7-50; 3:38	3-0
PIT	1	6:11	Reed 42 FG	7-11; 1:19	6-0
PIT	2	13:58	Holmes 65 pass from Roethlisberger (Reed kick)	3-66; 1:37	13-0
BAL	2	2:40	McGahee 3 run (Stover kick)	3-17; 0:57	13-7
PIT	3	3:38	Reed 46 FG	11-51; 5:29	16-7
BAL	4	9:29	McGahee 1 run (Stover kick)	6-58; 3:09	16-14
PIT	4	4:24	Polamalu 40 interception return (Reed kick)	--; --	23-14

INDIVIDUAL STATS

RUSH	SD: Sproles 11-15; Bennett 1-0. PIT: Parker 27-146, 2 TD; Moore 3-13; Holmes 2-7; Russell 4-5, 1 TD; Davis 1-0; Leftwich 4 (-2); Clark 1 (-4).
	PASS
	REC

TEAM STATS

	Chargers	Steelers
First Downs	15 (1-13-1)	22 (12-8-2)
Third Downs	5-12 (42%)	6-14 (43%)
Fourth Downs	0-0 (0%)	0-2 (0%)
Total Net Yards	290	342
Plays-Avg.	51-5.7	70-4.9
Rushing Yards	15	165
Att.-Avg.	12-1.3	42-3.9
Passing Yards	275	177
Sacked by Opp.	25-21-1	27-17-0
Att.-Comp.-Int.	1-4	4-33
Punts-Avg.	6-47.2	5-43.4
Penalties	8-104	7-44
Fumbles-Lost	1-1	0-0
Time of Poss.	23:30	36:30

INDIVIDUAL STATS

RUSH	BAL: McGahee 20-60, 2 TD; Clayton 1-16; McClain 1-3; Rice 1-2; Pitt 2 (-8). PIT: Parker 24-47; Moore 1-6; Washington 1-1; Roethlisberger 2 (-2).
	PASS
REC	BAL: Flacco 30-13-3, 141. PIT: Roethlisberger 33-16-0, 255, 1 TD. BAL: Rice 3-43; Mason 3-41; Heap 3-26; Clayton 2-18; McGahee 2-13. PIT: Miller 3-62; Ward 3-55; Washington 3-21; Holmes 2-70, 1 TD; Sweed 2-20; Davis 1-20; Moore 1-9; Parker 1 (-2).

TEAM STATS

	Ravens	Steelers
First Downs	13 (5-6-2)	11 (1-9-1)
Third Downs	3-13 (23%)	7-18 (39%)
Fourth Downs	0-1 (0%)	0-0 (0%)
Total Net Yards	198	275
Plays-Avg.	58-3.4	65-4.2
Rushing Yards	73	52
Att.-Avg.	25-2.9	28-1.9
Passing Yards	125	223
Sacked by Opp.	30-13-3	33-16-0
Att.-Comp.-Int.	4-32	3-16
Punts-Avg.	7-40.9	7-37.7
Penalties	6-53	6-67
Fumbles-Lost	3-1	2-1
Time of Poss.	26:51	33:09



**Baltimore 24
Pittsburgh 31**



2010 AFC DIVISIONAL PLAYOFF (JAN. 15, 2011)

PITTSBURGH — Down 14 points at halftime, the Steelers rallied to score 24 second-half points to beat the Baltimore Ravens in the AFC Divisional Playoff Game. With the victory, Pittsburgh advanced to its 15th AFC Championship game since 1970 and for the fifth time since 2001.

The Steelers got off to a hot start as RB Rashard Mendenhall scored from one-yard out on the Steelers' first drive of the game. The Ravens responded with a 10-play drive that was capped off with a 14-yard touchdown run by RB Ray Rice.

The Ravens went up 14-7 when DE Cory Redding returned QB Ben Roethlisberger's fumble 13 yards for a touchdown. And following another Steelers' turnover, QB Joe Flacco found TE Todd Heap for a four-yard touchdown and a 21-7 Ravens' lead at halftime.

Early in the third quarter the Steelers defense forced turnovers on three consecutive Ravens' possessions. After a fumble by Rice, Roethlisberger found TE Heath Miller for a nine-yard score to cut the lead 21-14. S Ryan Clark then posted his first career postseason interception, picking off Flacco to set the Steelers up in Ravens' territory. Roethlisberger then found WR Hines Ward for an eight-yard touchdown and the game was tied 21-21. Roethlisberger finished the game with 226 yards passing with two touchdowns and no interceptions.

Another Ravens fumble led to K Shaun Suisham's 35-yard field goal, which gave the Steelers a 24-21 lead. But the Ravens tied the game on K Billy Cundiff's 24-yard field goal late in the fourth quarter. The Steelers took over with less than four minutes left in the game, and they faced a third-and-19 from their own 38-yard line. Roethlisberger found rookie WR Antonio Brown streaking down the sideline for a 58-yard completion to set up Mendenhall's game-winning one-yard touchdown run, his second of the game.

The Steelers defense limited the Ravens to just 126 yards, had five sacks, including three by LB James Harrison, and forced three turnovers.



**New York Jets 19
Pittsburgh 24**



2010 AFC CHAMPIONSHIP (JAN. 23, 2011)

PITTSBURGH — The Pittsburgh Steelers advanced to their eighth Super Bowl with a 24-19 victory over the New York Jets in the AFC Championship at Heinz Field. The eight trips to the Super Bowl are tied for the most in NFL history with the Dallas Cowboys, and the Steelers' eight wins in an AFC Championship Game are the most in conference history.

The Steelers grabbed a 7-0 lead on the opening drive of the game as RB Rashard Mendenhall capped off the 15-play drive with a one-yard rushing touchdown. Mendenhall finished with a game-high 121 yards rushing, which is the sixth-most in team postseason history.

K Shaun Suisham added to the Steelers' lead with his 20-yard field goal in the second quarter to make it 10-0, and with two minutes left in the half, QB Ben Roethlisberger scored on a two-yard touchdown run to give the Steelers a 17-0 lead. It was Roethlisberger's third career postseason rushing touchdown.

On the Jets' ensuing drive, CB Ike Taylor posted a sack and forced fumble, both career firsts in the postseason, and CB William Gay returned the fumble 19 yards to make it 24-0. It was Gay's first career postseason touchdown and the first defensive touchdown for Pittsburgh in the postseason since LB James Harrison's 100-yard interception return for touchdown in Super Bowl XLIII.

The Jets got on the board just prior to halftime when K Nick Folk connected from 42 yards out to trim the lead to 24-3. On the Jets' first drive of the second half, QB Mark Sanchez found WR Antonio Holmes for a 45-yard touchdown pass to cut the lead to 24-10. Following a goal-line stand by the Steelers' defense, Roethlisberger fumbled the first snap and was tackled in the end zone for a safety.

On the Jets' next drive, Sanchez found WR Jericho Cotchery for a four-yard touchdown to make it 24-19 with three minutes left in the game. The Steelers converted on two key third-downs on their ensuing drive, including the game-winning first down reception by WR Antonio Brown to seal their second AFC Championship in the last three seasons.

Tomlin joined Hall of Famer Joe Gibbs as the only head coaches to reach two Super Bowls in their first four seasons as a head coach.

GAME SUMMARY

	1	2	3	4	F
Ravens	14	7	0	3	24
STEELERS	7	0	14	10	31

TEAM	Q	TIME	PLAY	DRIVE	SCORE
PIT	1	6:18	Mendenhall 1 run (Suisham kick)	10-80; 6:04	7-0
BAL	1	1:20	Rice 14 run (Cundiff kick)	10-69; 4:58	7-7
BAL	1	0:53	Redding 13 fumble return (Cundiff kick)	—; —	7-14
BAL	2	5:43	Heap 4 pass from Flacco (Cundiff kick)	6-16; 3:02	7-21
PIT	3	9:11	Miller 9 pass from Roethlisberger (Suisham kick)	2-23; 0:53	14-21
PIT	3	1:21	Ward 8 pass from Roethlisberger (Suisham kick)	4-25; 2:17	21-21
PIT	4	12:15	Suisham 35 FG	8-6; 3:49	24-21
BAL	4	3:54	Cundiff 24 FG	5-23; 2:01	24-24
PIT	4	1:33	Mendenhall 2 run (Suisham kick)	11-65; 2:21	31-24

GAME SUMMARY

	1	2	3	4	F
Jets	0	3	7	9	19
STEELERS	7	17	0	0	24

TEAM	Q	TIME	PLAY	DRIVE	SCORE
PIT	1	5:54	Mendenhall 1 run (Suisham kick)	15-66; 9:06	7-0
PIT	2	6:51	Suisham 20 FG	8-60; 3:41	10-0
PIT	2	2:00	Roethlisberger 2 run (Suisham kick)	7-66; 3:57	17-0
PIT	2	1:13	Gay 19 fumble return (Suisham kick)	—; —	24-0
NYJ	2	0:09	Folk 42 FG	7-44; 1:04	24-3
NYJ	3	12:13	Holmes 45 pass from Sanchez (Folk kick)	5-90; 2:47	24-10
NYJ	4	7:38	Safety (Roethlisberger tackled in end zone)	—; —	24-12
NYJ	4	3:06	Cotchery 4 pass from Sanchez (Folk kick)	10-58; 4:32	24-19

INDIVIDUAL STATS

RUSH	BAL: Rice 12-32, 1 TD; McGahee 4-4; Flacco 2 (-1).
	PIT: Mendenhall 20-46, 2 TD; Moore 2-12; Roethlisberger 6-11; Redman 1-4; Wallace 2 (-2).
PASS	BAL: Flacco 30-16-1, 125, 1 TD.
	PIT: Roethlisberger 32-19-0, 226, 2 TD.
REC	BAL: Rice 7-32; Heap 3-43, 1 TD; Houshmandzadeh 3-38; McGahee 2-14; Boldin 1 (-2).
	PIT: Miller 5-39, 1 TD; Sanders 4-54; Brown 3-75; Ward 3-25, 1 TD; Wallace 3-20; Mendenhall 1-13.

TEAM STATS

	Ravens	Steelers
First Downs	12 (2-8-2)	21 (7-11-3)
Third Downs	5-12 (42%)	7-14 (50%)
Fourth Downs	0-1 (0%)	1-1 (100%)
Total Net Yards	126	263
Plays-Avg.	53-2.4	69-3.8
Rushing Yards	35	71
Att.-Avg.	18-1.9	31-2.3
Passing Yards	91	192
Sacked by Opp.	30-16-1	32-19-0
Att.-Comp.-Int.	6-34	5-34
Punts-Avg.	4-53.8	4-48.5
Penalties	6-74	9-93
Fumbles-Lost	2-2	2-2
Time of Poss.	25:32	34:28

INDIVIDUAL STATS

RUSH	NYJ: Greene 9-52; Tomlinson 9-16; Sanchez 3-6; Cotchery 1 (-4).
	PIT: Mendenhall 27-121, 1 TD; Redman 4-27; Roethlisberger 11-21, 1 TD; Moore 1 (-3).
PASS	NYJ: Sanchez 33-20-0, 233, 2 TD.
	PIT: Roethlisberger 19-10-2, 133.
REC	NYJ: Keller 8-64; Cotchery 5-33, 1 TD; Edwards 3-50; Holmes 2-61, 1 TD; Smith 2-25.
	PIT: Miller 2-38; Mendenhall 2-32; Ward 2-14; Sanders 1-20; Brown 1-14; Moore 1-9; Wallace 1-6.

TEAM STATS

	Jets	Steelers
First Downs	17 (2-12-3)	23 (10-9-4)
Third Downs	5-14 (36%)	6-11 (55%)
Fourth Downs	2-3 (67%)	0-1 (0%)
Total Net Yards	289	287
Plays-Avg.	57-5.1	64-4.5
Rushing Yards	70	166
Att.-Avg.	22-3.2	43-3.9
Passing Yards	219	121
Sacked by Opp.	33-20-0	19-10-2
Att.-Comp.-Int.	2-12	2-14
Punts-Avg.	4-36.5	1-38.0
Penalties	6-50	4-25
Fumbles-Lost	2-1	3-0
Time of Poss.	25:19	34:41



Pittsburgh 23
Denver 29 (ot)



2011 AFC WILD CARD (JAN. 8, 2012)

DENVER — QB Tim Tebow and WR Demaryius Thomas connected on an 80-yard touchdown on the first play in overtime to beat the Pittsburgh Steelers 29-23 in the AFC Wild Card Game. It was the fastest ending in NFL history for any overtime game.

The Steelers got off to a fast start, moving the football into Denver territory on their first two possessions. But they had to settle for two field goals. K Shaun Suisham connected on a 45-yarder to give the Steelers a 3-0 lead, and with less than a minute remaining in the first quarter, Suisham connected on a 38-yard field goal to put the Steelers up 6-0.

But the Broncos would score 20 unanswered points. Tebow found WR Eddie Royal for a 30-yard touchdown to give the Broncos a 7-6 lead. Tebow then scored on an eight-yard run less than three minutes later to give the Broncos a 14-6 lead. K Matt Prater connected on two field goals of 20 and 28 yards before halftime to give the Broncos a 20-6 lead going into the break.

The Steelers though would mount a comeback. WR Mike Wallace scored on a one-yard run midway through the third quarter to cut the lead 20-13. Prater added a 35-yard field goal to give the Broncos a 23-13 lead but the Steelers answered with another Suisham field goal.

Trailing 23-16, the Steelers defense forced RB Willis McGahee to fumble, giving QB Ben Roethlisberger a short field. Roethlisberger found WR Jerricho Cotchery for a 31-yard touchdown to tie the game 23-23.

The Steelers had a chance to win the game in regulation, but Roethlisberger was sacked on two of the team's final three plays, forcing overtime. After Suisham's kickoff sailed through the uprights, the Broncos took over at their own 20-yard line. Tebow threw the touchdown to Thomas on the very next play.

Despite the loss, the Steelers held each Bronco running back to less than 100 yards rushing. The Steelers have not allowed a single running back to rush for more than 100 yards in 18-consecutive postseason games, the longest current streak in the NFL.

GAME SUMMARY

	1	2	3	4	OT	F
STEELERS	6	0	7	10	0	23
Broncos	0	20	0	3	6	29

TEAM	Q	TIME	PLAY	DRIVE	SCORE
PIT	1	11:14	Suisham 45 FG	8-53; 3:46	3-0
PIT	1	0:23	Suisham 38 FG	12-47; 5:50	6-0
DEN	2	13:24	Royal 30 pass from Tebow (Prater kick)	5-80; 1:59	6-7
DEN	2	10:36	Tebow 8 run (Prater kick)	4-73; 2:18	6-14
DEN	2	7:30	Prater 20 FG	4-16; 1:44	6-17
DEN	2	1:05	Prater 28 FG	8-59; 4:04	6-20
PIT	3	4:29	Wallace 1 run (Suisham kick)	11-87; 5:56	13-20
DEN	4	13:10	Prater 35 FG	12-63; 6:19	13-23
PIT	4	9:59	Suisham 37 FG	7-61; 3:11	16-23
PIT	4	3:48	Cotchery 31 pass from Roethlisberger (Suisham kick) 7:55; 3:47	23-23	23-23
DEN	5	14:49	Thomas 80 pass from Tebow	1-80; 0:11	23-29

INDIVIDUAL STATS

RUSH	PIT: Redman 17-121; Brown 1-18; Roethlisberger 3-15; Clay 1-1; Wallace 1-1, 1 TD. DEN: McGahee 19-61; Tebow 10-50, 1 TD; Ball 4-11; Decker 1-9.
	PASS
PASS	PIT: Roethlisberger 40-22-1, 289, 1 TD. DEN: Tebow 21-10-0, 316, 2 TD.
REC	PIT: Sanders 6-81; Brown 5-70; Miller 5-60; Wallace 3-26; Redman 2-21; Cotchery 1-31, 1 TD. DEN: Thomas 4-204; 1 TD; Royal 3-49, 1 TD; Fells 2-57; Ball 1-6.

TEAM STATS

	Steelers	Broncos
First Downs	21 (9-11-1)	18 (6-9-3)
Third Downs	7-16 (44%)	3-10 (30%)
Fourth Downs	0-1 (0%)	0-0 (0%)
Total Net Yards	400	447
Plays-Avg.	68-5.9	55-8.1
Rushing Yards	156	131
Att.-Avg.	23-6.8	34-3.9
Passing Yards	289	316
Sacked by Opp.	0-0	5-45
Att.-Comp.-Int.	40-22-1	21-10-0
Punts-Avg.	4-46.0	4-41.0
Penalties	6-61	5-30
Fumbles-Lost	2-0	2-1
Time of Poss.	31:06	29:05



Baltimore 30
Pittsburgh 17



2014 AFC WILD CARD (JAN. 3, 2015)

PITTSBURGH — QB Joe Flacco's 21-yard touchdown pass to TE Crockett Gilmore midway through the fourth quarter sealed the victory for Baltimore in the AFC Wild Card Game at Heinz Field.

Pittsburgh moved the ball well in the first half but only managed to come away with three field goals by K Shaun Suisham (45, 22 and 47). Baltimore RB Bernard Pierce scored on a five-yard run and K Justin Tucker connected on a 28-yard field goal to give Baltimore its 10 points of the first half, and the Ravens led 10-9 at the break.

Tucker connected from 45 yards early in the third quarter to put Baltimore up 13-9. Flacco threw an 11-yard touchdown pass to WR Torrey Smith midway through the third quarter to give the Ravens a 20-9 advantage.

The Steelers got a splash play from their defense early in the fourth quarter when rookie DE Stephon Tuitt recovered a Ravens' fumble. QB Ben Roethlisberger then connected with WR Antonio Brown for a 44-yard gain and rookie WR Martavis Bryant for a six-yard touchdown to cut the lead to 20-15.

Baltimore responded with a 52-yard field goal by Tucker to increase the Ravens' lead to 23-15. On the Steelers' ensuing drive, Roethlisberger was picked off by LB Terrell Suggs. On Baltimore's next play, Flacco hit Gilmore for the game-deciding touchdown.

The Steelers tried to rally but Roethlisberger was picked off in the end zone. A blocked punt for a safety by S Shamarko Thomas cut the Ravens' lead to 30-17.

RB Le'Veon Bell, the team's MVP, wasn't able to suit up due to a knee injury.

GAME SUMMARY

	1	2	3	4	F
Ravens	0	10	10	10	30
STEELERS	3	6	0	8	17

TEAM	Q	TIME	PLAY	DRIVE	SCORE
PIT	1	1:29	Suisham 45 FG	9-33; 5:36	3-0
BAL	2	12:28	Pierce 5 run (Tucker kick)	8-80; 4:01	3-7
PIT	2	5:40	Suisham 22 FG	12-82; 6:48	6-7
BAL	2	2:41	Tucker 28 FG	10-70; 2:59	6-10
PIT	2	0:37	Suisham 47 FG	9-53; 2:04	9-10
BAL	3	10:06	Tucker 45 FG	9-57; 4:54	9-13
BAL	3	4:13	Smith 11 pass from Flacco (Tucker kick)	6-69; 3:25	9-20
PIT	4	11:01	Bryant 6 pass from Roethlisberger (Pass failed)	2-45; 0:50	15-20
BAL	4	8:47	Tucker 52 FG	7-29; 2:14	15-23
BAL	4	7:56	Gilmore 21 pass from Flacco (Tucker kick)	1-21; 0:07	15-30
PIT	4	1:56	Punt block by Thomas out of end zone for safety		17-30

INDIVIDUAL STATS

RUSH	BAL: Forsett 16-40; Flacco 8-8; Pierce 1-5, 1 TD. PIT: Harris 9-25; Tate 5-19; Roethlisberger 2-16; Bryant 1-6; Johnson 1-3; Archer 1(-1)-1.
	PASS
	BAL: Flacco 29-18-0, 259, 2 TD. PIT: Roethlisberger 45-31-2, 334, 1 TD; Gradkowski 3-2-0, 22. BAL: Smith Sr. 5-101; Daniels 4-70; T. Smith 2-28, 1 TD; Juszczyk 2-16; Gilmore 1-21, 1 TD; Brown 1-9; Forsett 1-7; Aiken 1-4; Jones 1-3. PIT: Brown 9-117; Miller 6-76; Wheaton 5-66; Bryant 5-61, 1 TD; Archer 3-15; Tate 2-9; Harris 2-6; Heyward-Bey 1-6.
REC	

TEAM STATS

	Ravens	Steelers
First Downs	19 (5-11-3)	22 (5-15-2)
Third Downs	4-11 (36%)	5-16 (31%)
Fourth Downs	1-1 (100%)	2-3 (67%)
Total Net Yards	299	387
Plays-Avg.	55-5.4	72-5.4
Rushing Yards	53	68
Att.-Avg.	25-2.1	19-3.6
Passing Yards	246	319
Sacked by Opp.	29-18-0	348-33-2
Att.-Comp.-Int.	5-37	1-13
Punts-Avg.	2-24.5	3-38.3
Penalties	2-14	8-114
Fumbles-Lost	2-1	2-1
Time of Poss.	23:43	35:17



Pittsburgh 18
Cincinnati 16



2015 AFC WILD CARD (JAN. 9, 2016)

CINCINNATI — K Chris Boswell connected on a game-winning 35-yard field goal with 14 seconds remaining in the game to beat the Bengals, 18-16, in the AFC Wild Card Game at Paul Brown Stadium.

Pittsburgh led 15-0 after three quarters, thanks to three Boswell field goals and a 10-yard touchdown pass from QB Ben Roethlisberger to WR Martavis Bryant.

The Steelers defense also forced three turnovers (one interception and two fumbles) in the first three quarters to help give Pittsburgh the 15-point advantage.

On the final play of the third quarter, Roethlisberger injured his shoulder, and he was taken to the locker room to be evaluated. On Cincinnati's ensuing possession, RB Jeremy Hill scored on a one-yard run to cut the lead to 15-7.

After a Steelers' punt, the Bengals marched into Steelers' territory where K Mike Nugent made a 36-yard field goal to cut Pittsburgh's lead to 15-10.

Shortly after the two-minute warning, Cincinnati took a 16-15 lead when QB AJ McCarron threw a 25-yard touchdown pass to WR A.J. Green. On Pittsburgh's ensuing drive, QB Landry Jones, filling in for Roethlisberger, was picked off by LB Vontaze Burfict.

LB Ryan Shazier though would force a fumble on Hill, which was recovered by CB Ross Cockrell, giving the Steelers one more chance. Roethlisberger came back into the game and led the team on a nine-play, 74-yard drive that was capped off by Boswell's game-winning 35-yarder.

GAME SUMMARY

	1	2	3	4	F
STEELERS	0	6	9	3	18
BENGALS	0	0	0	16	16

TEAM	Q	TIME	PLAY	DRIVE	SCORE
PIT	2	2:27	Boswell 39 FG	6-20; 2:30	3-0
PIT	2	0:33	Boswell 30 FG	9-63; 1:16	6-0
PIT	3	10:09	Boswell 34 FG	5-47; 2:04	9-0
PIT	3	5:02	Bryant 10 pass from Roethlisberger (Pass failed)	6-82; 3:29	15-0
CIN	4	13:57	Hill 1 run (Nugent kick)	3-46; 0:50	15-7
CIN	4	5:12	Nugent 36 FG	13-70; 5:59	15-10
CIN	4	1:50	Green 25 pass from McCarron (Run failed)	7-45; 1:38	15-16
CIN	4	0:14	Boswell 35 FG	9-74; 1:09	18-16

INDIVIDUAL STATS
RUSH
PIT: Todman 11-65; Toussaint 17-58; Bryant 1-44.
CIN: Hill 12-50, 1 TD; Bernard 6-28; McCarron 5-9; Burkhead 1-4.
PASS
PIT: Roethlisberger 31-18-0, 229, 1 TD; Jones 5-2-1, 11.
CIN: McCarron 41-23-1, 212, 1 TD.
REC
PIT: Brown 7-119; Bryant 5-29, 1 TD; Toussaint 4-60; Wheaton 2-23; Miller 2-9.
CIN: Green 5-71, 1 TD; Eifert 5-58; Jones 4-32; Hill 3-27; Sanu 3-17; Bernard 2-2; Burkhead 1-5.

TEAM STATS	Steelers	Bengals
First Downs	21 (6-10-5)	19 (5-11-3)
Third Downs	2-13 (15%)	5-15 (33%)
Fourth Downs	1-1 (100%)	1-1 (100%)
Total Net Yards	369	279
Plays-Avg.	69-5.3	68-4.1
Rushing Yards	167	91
Att.-Avg.	29-5.8	24-3.8
Passing Yards	202	188
Sacked by Opp.	36-20-1	41-23-1
Att.-Comp.-Int.	3-24	4-38
Punts-Avg.	7-41.9	6-42.5
Penalties	10-142	8-79
Fumbles-Lost	2-1	5-3
Time of Poss.	30:37	29:23



Pittsburgh 16
Denver 23



2015 AFC DIVISIONAL PLAYOFF (JAN. 17, 2016)

DENVER — The Broncos beat the Steelers 23-16 in the 2015 AFC Divisional Playoff at Sports Authority Field at Mile High.

Denver K Brandon McManus connected on two first quarter field goals to give the Broncos an early 6-0 lead. Pittsburgh took a 7-6 lead late in the first quarter on RB Fitzgerald Toussaint's one-yard touchdown run.

K Chris Boswell made a 43-yard field goal early in the second quarter to extend the Steelers' lead to 10-6. McManus' 51-yard field goal as time expired in the first half cut Pittsburgh's lead to 10-9 at the break.

Teams exchanged field goals in the third quarter, and the Steelers led 13-12 heading into the final period. Pittsburgh traveled to Denver's 34-yard line early in the fourth quarter, but CB Bradley Roby forced a fumble on Toussaint that was recovered by DE DeMarcus Ware.

QB Peyton Manning then led Denver on a 13-play drive that was capped off by RB C.J. Anderson's one-yard run. After a successful two-point conversion, Denver led 20-13.

The Broncos held the Steelers on fourth down. McManus made a 45-yard field goal to extend Denver's lead to 23-13. Boswell made a 47-yard field goal with 19 seconds remaining in the game to cut the lead to 23-16 but Pittsburgh's outside kick attempt was recovered by Denver, ending the game.

GAME SUMMARY

	1	2	3	4	F
STEELERS	7	3	3	3	16
Broncos	6	3	3	11	23

TEAM	Q	TIME	PLAY	DRIVE	SCORE
DEN	1	11:21	McManus 28 FG	5-20; 1:57	0-3
DEN	1	3:40	McManus 41 FG	4-8; 1:26	0-6
PIT	1	1:22	Toussaint 1 run (Boswell kick)	5-80; 2:18	7-6
PIT	2	10:19	Boswell 43 FG	7-60; 3:53	10-6
DEN	2	0:00	McManus 51 FG	11-62; 3:14	10-9
PIT	3	9:32	Boswell 28 FG	8-69; 2:19	13-9
DEN	3	2:45	McManus 41 FG	7-30; 3:08	13-12
DEN	4	3:00	Anderson 1 run (Pass to Thomas)	13-65; 6:52	13-20
DEN	4	0:53	McManus 45 FG	4-3; 0:56	13-23
PIT	4	0:19	Boswell 47 FG	4-51; 0:34	16-23

INDIVIDUAL STATS
RUSH
PIT: Bryant 2-40; Toussaint 12-39, 1 TD; Todman 5-6.
DEN: Anderson 15-72, 1 TD; Hillman 16-38; Manning 2(-1).
PASS
PIT: Roethlisberger 37-24-0, 339.
PIT: Manning 37-21-0, 222.
REC
PIT: Bryant 9-154; Wheaton 5-30; Toussaint 3-2; Heyward-Bey 2-64; Coates 2-61; James 1-22; Miller 1-5; Spaeth 1-1.
DEN: Sanders 5-85; Thomas 4-40; Fowler 2-35; Latimer 2-18; Green 2-14; Anderson 2-11; Daniels 2-10; Norwood 1-10; Caldwell 1(-1).

TEAM STATS	Steelers	Broncos
First Downs	16 (4-10-2)	19 (6-12-1)
Third Downs	2-12 (17%)	3-15 (20%)
Fourth Downs	0-2 (0%)	0-1 (0%)
Total Net Yards	396	324
Plays-Avg.	59-6.7	71-4.6
Rushing Yards	85	109
Att.-Avg.	19-4.5	33-3.3
Passing Yards	311	215
Sacked by Opp.	37-24-0	37-21-0
Att.-Comp.-Int.	1-7	3-28
Punts-Avg.	6-39.7	6-47.0
Penalties	5-38	4-49
Fumbles-Lost	2-1	1-0
Time of Poss.	28:27	31:33



Miami 12
Pittsburgh 30



2016 AFC WILD CARD (JAN. 8, 2017)

PITTSBURGH — RB Le'Veon Bell set the team's single-game postseason rushing record as he recorded 167 yards, helping lift the Steelers to a 30-12 victory over the Miami Dolphins in the AFC Wild Card Game.

Pittsburgh raced to an early lead thanks to two touchdown passes from QB Ben Roethlisberger to WR Antonio Brown. The two connected on a 50-yard score and then on a 62-yard score to give the Steelers a 14-0 lead midway through the first quarter. K Dustin Franks got the Dolphins on the board late in the first quarter.

Early in the second quarter, Bell scored on a one-yard run to give Pittsburgh a 20-3 lead. Franks made a 47-yard field goal late in the second quarter, and the Steelers led 20-6 at the break.

The Steelers scored 10 points in the third quarter to seal the victory. K Chris Boswell made a 34-yard field goal, and Bell scored his second rushing touchdown of the game to make it 30-6. Miami got a late touchdown on QB Mat Moore's four-yard touchdown to RB Damien Williams.

Pittsburgh's defense forced three turnovers and recorded 5.0 sacks, which are tied for the most sacks in team history in a single game since sacks became an official statistic in 1982.

GAME SUMMARY

	1	2	3	4	F
Dolphins	3	3	0	6	12
STEELERS	14	6	10	0	30

TEAM	Q	TIME	PLAY	DRIVE	SCORE
PIT	1	12:15	Brown 50 pass from Roethlisberger (Boswell kick)	5-85; 2:45	7-0
PIT	1	6:50	Brown 62 pass from Roethlisberger (Boswell kick)	6-90; 3:10	14-0
MIA	1	3:06	Franks 38 FG	7-39; 3:44	14-3
PIT	2	12:39	Bell 1 run (Missed PAT)	10-83; 5:27	20-3
MIA	2	4:52	Franks 47 FG	12-39; 7:47	20-6
PIT	3	6:32	Boswell 34 FG	8-43; 4:16	23-6
PIT	3	2:05	Bell 8 run (Boswell kick)	7-25; 4:18	30-6
MIA	4	5:57	Williams 4 pass from Moore (Pass failed)	9-70; 4:20	30-12

INDIVIDUAL STATS

RUSH	MIA: Ajayi 16-33; Williams 3-14; Thomas 1-3; Moore 1-2. PIT: Bell 29-167, 2 TD; Roethlisberger 4-10; D. Williams 2-2.
	PASS
MIA: Moore 36-29-1, 289, 1 TD. PIT: Roethlisberger 18-13-2, 197, 2 TD.	
REC	MIA: Landry 11-102; Stills 5-82; Sims 5-34; Parker 4-55; Ajayi 3-12; Williams 1-4, 1 TD. PIT: Brown 5-124, 2 TD; Ayers 2-21; Bell 2-7; Rogers 1-19; Heyward-Bey 1-10; Hamilton 1-10; James 1-6.

TEAM STATS

	Dolphins	Steelers
First Downs	18 (1-16-1)	19 (9-7-3)
Third Downs	6-14 (43%)	4-9 (44%)
Fourth Downs	2-4 (50%)	0-0 (0%)
Total Net Yards	305	367
Plays-Avg.	62-4.9	54-6.8
Rushing Yards	52	179
Att.-Avg.	21-2.5	35-5.1
Passing Yards	253	188
Sacked by Opp.	36-29-1	18-13-2
Att.-Comp.-Int.	1-9	5-36
Punts-Avg.	2-51.0	2-39.5
Penalties	6-64	6-60
Fumbles-Lost	3-2	0-0
Time of Poss.	32:02	27:58



Pittsburgh 18
Kansas City 16



2016 AFC DIVISIONAL PLAYOFF (JAN. 15, 2017)

KANSAS CITY — K Chris Boswell made an NFL single-game postseason record six field goals, and RB Le'Veon Bell set the team's single postseason game rushing record, recording 170 yards, as they helped lift the Steelers to an 18-16 victory over the Kansas City Chiefs at Arrowhead Stadium.

Boswell's 22-yard field goal gave Pittsburgh the early 3-0 lead. Kansas City took its only lead of the game on QB Alex Smith's five yard touchdown pass to WR Albert Wilson.

Boswell made three field goals, 38 yards, 36 yards and 45 yards, to give Pittsburgh a 12-7 lead at halftime. Boswell's 43-yard field goal early in the third quarter increased Pittsburgh's lead to 15-7.

K Cairo Santos connected on a 43-yard field goal late in the third quarter to cut the Steelers' lead to 15-10. Boswell's final field goal of the game gave the Steelers an eight-point advantage, 18-10, early in the fourth quarter.

With less than three minutes remaining in the game, Chiefs' RB Spencer Ware scored on a one-yard run. Pittsburgh's defense stopped the Chiefs' two point try.

QB Ben Roethlisberger's first-down completion to WR Antonio Brown after the two-minute warning, sealed the victory for Pittsburgh.

GAME SUMMARY

	1	2	3	4	F
STEELERS	6	6	3	3	18
Kansas City	7	0	3	6	16

TEAM	Q	TIME	PLAY	DRIVE	SCORE
PIT	1	9:38	Boswell 22 FG	11-66; 5:22	3-0
KC	1	6:09	Wilson 5 pass from Smith (Santos kick)	6-55; 3:29	3-7
PIT	1	3:51	Boswell 38 FG	7-55; 2:18	6-7
PIT	2	9:18	Boswell 36 FG	14-53; 6:30	9-7
PIT	2	0:55	Boswell 45 FG	9-28; 4:08	12-7
PIT	3	10:06	Boswell 43 FG	7-49; 3:42	15-7
KC	3	0:10	Santos 48 FG	7-16; 2:50	15-10
PIT	4	9:49	Boswell 43 FG	10-45; 5:21	18-10
KC	4	2:43	Ware 1 run (Pass failed)	13-75; 7:06	18-16

INDIVIDUAL STATS

RUSH	PIT: Bell 30-170; Roethlisberger 4-1. KC: Ware 8-35, 1 TD; Hill 3-18; Smith 2-9; West 1-(-1).
	PASS
PIT: Roethlisberger 30-21-1, 224. KC: Smith 34-20-1, 172, 1 TD.	
REC	PIT: Brown 6-108; James 5-83; Rogers 5-27; Bell 2-(-4); Ayers 1-6; Hamilton 1-4. KC: Kelce 5-77; Hill 4-77; MacIn 2-28; Conley 2-19; West 2-14; Wilson 2-3, 1 TD; Ware 2-1; Sherman 1-3.

TEAM STATS

	Steelers	Chiefs
First Downs	20 (10-10-0)	16 (4-9-3)
Third Downs	7-15 (47%)	2-9 (22%)
Fourth Downs	0-0 (0%)	2-2 (0%)
Total Net Yards	389	227
Plays-Avg.	66-5.9	49-4.6
Rushing Yards	171	61
Att.-Avg.	34-5.0	14-4.4
Passing Yards	218	166
Sacked by Opp.	31-20-1	34-20-1
Att.-Comp.-Int.	1-6	1-6
Punts-Avg.	1-35.0	4-45.8
Penalties	4-53	6-60
Fumbles-Lost	0-0	1-1
Time of Poss.	34:13	25:47



**Pittsburgh 17
New England 26**



2016 AFC CHAMPIONSHIP (JAN. 22, 2017)

FOXBOROUGH — QB Tom Brady threw for 384 yards with three touchdowns to help lift the Patriots to a 36-17 victory over the Steelers in the AFC Championship Game.

New England led 10-0 at the end of the first quarter. K Stephen Gostkowski made a 31-yard field goal on the Patriots' opening drive, and Brady threw a 16-yard touchdown to WR Chris Hogan.

Early in the second quarter, RB DeAngelo Williams scored on a five-yard run to cut the lead to 10-6. But it would be the closest Pittsburgh would get the rest of the game.

Midway through the second quarter, Brady connected with Hogan again, this time for a 34-yard touchdown. K Chris Boswell made a 23-yard field goal late in the second quarter. New England led 17-9 at halftime.

The Patriots scored 19 unanswered points to put the game out of reach. Gostkowski made a 47-yard field goal. RB LeGarrette Blount scored on a one-yard run. Brady threw a 10-yard touchdown pass to WR Julian Edelman. And Gostkowski connected on a 26-yard field goal.

Pittsburgh's final points of the game came on a 30-yard touchdown pass from QB Ben Roethlisberger to WR Cobi Hamilton.

GAME SUMMARY

	1	2	3	4	F
STEELERS	0	9	0	8	17
Patriots	10	7	16	3	36

TEAM	Q	TIME	PLAY	DRIVE	SCORE
NE	1	13:08	Gostkowski 31 FG	6-62; 1:52	0-3
NE	1	2:47	Hogan 16 pass from Brady (Gostkowski kick)	11-80; 4:36	0-10
PIT	2	11:31	Williams 5 run (Kick failed)	13-84; 6:16	6-10
NE	2	7:43	Hogan 34 pass from Brady (Gostkowski kick)	9-82; 3:48	6-17
PIT	2	1:39	Boswell 23 FG	15-70; 6:04	9-17
NE	3	9:59	Gostkowski 47 FG	9-55; 3:11	9-20
NE	3	2:44	Blount 1 run (Gostkowski kick)	8-88; 3:52	9-27
NE	3	1:35	Edelman 10 pass from Brady (Kick failed)	4-28; 1:01	9-33
NE	4	6:24	Gostkowski 26 FG	8-24; 3:50	9-36
PIT	4	3:36	Hamilton 30 pass from Roethlisberger (Pass to Williams)	9-75; 2:48	17-36

INDIVIDUAL STATS

RUSH	PIT: D. Williams 14-34, 1 TD; Bell 6-20.
	NE: Blount 16-47, 1 TD; Lewis 6-11; White 1-0; Brady 4-(-1).
	PASS
PIT: Roethlisberger 47-31-1, 314, 1 TD.	
NE: Brady 42-32-0, 384, 3 TD.	
REC	PIT: Brown 7-77; Rogers 7-66; D. Williams 7-51; James 5-48; Hamilton 2-37, 1 TD; Coates 2-34; Johnson 1-1.
	NE: Hogan 9-180, 2 TD; Edelman 8-118, 1 TD; Bennett 5-32; White 3-8; Amendola 2-12; Lewis 2-8; Develin 1-13; Blount 1-8; Mitchell 1-5.

TEAM STATS

	Steelers	Patriots
First Downs	22 (3-18-1)	26 (8-17-1)
Third Downs	9-15 (60%)	11-17 (65%)
Fourth Downs	0-1 (0%)	0-0 (0%)
Total Net Yards	368	431
Plays-Avg.	67-5.5	71-6.1
Rushing Yards	54	57
Att.-Avg.	20-2.7	27-2.1
Passing Yards	314	374
Sacked by Opp.	47-31-1	42-32-0
Att.-Comp.-Int.	2-10	0-0
Punts-Avg.	4-38.5	2-48.5
Penalties	3-19	2-10
Fumbles-Lost	1-1	0-0
Time of Poss.	28:34	31:26



**Jacksonville 45
Pittsburgh 42**



2017 AFC DIVISIONAL PLAYOFF (JAN. 14, 2018)

PITTSBURGH — The Steelers were unable to overcome a 21-point deficit in their 45-42 AFC Divisional Playoff loss to the Jacksonville Jaguars at Heinz Field.

Three straight rushing touchdowns gave Jacksonville a 21-0 lead early in the second quarter.

Pittsburgh rallied with a 23-yard touchdown pass from QB Ben Roethlisberger to WR Antonio Brown, but a Steelers' fumble recovered by Jacksonville and returned for a touchdown on the following Pittsburgh drive allowed the Jaguars to maintain their 21-point lead.

The Steelers responded with 14 straight points off of Roethlisberger touchdown passes, first to WR Martavis Bryant, then to RB Le'Veon Bell.

Each team added seven more points early in the fourth quarter, Jacksonville with a touchdown run from RB Leonard Fournette and Pittsburgh with a second touchdown reception from Brown.

With less than five minutes remaining, Jaguars QB Blake Bortles connected with FB Tommy Bohanon on a 14-yard touchdown pass. The Steelers cut their deficit back to seven with an 8-yard touchdown run by Bell.

With just 1:45 remaining, Jacksonville K Josh Lambo converted a 45-yard field goal that increased the score to 45-35.

Roethlisberger recorded his fifth touchdown pass of the day, finding WR JuJu Smith-Schuster in the end zone for a 4-yard score, but the Steelers came up short as time expired.

GAME SUMMARY

	1	2	3	4	F
Jaguars	14	14	0	17	45
STEELERS	0	14	7	21	42

TEAM	Q	TIME	PLAY	DRIVE	SCORE
JAX	1	10:40	Fournette 1 run (Lambo kick)	8-66; 4:20	7-0
JAX	1	5:26	Fournette 18 run (Lambo kick)	1-18; 0:05	14-0
JAX	2	11:31	Yeldon 4 run (Lambo kick)	11-75; 4:36	21-0
PIT	2	8:20	Brown 23 pass from Roethlisberger (Boswell kick)	6-64; 3:11	21-7
JAX	2	2:20	Smith 50 fumble return (Lambo kick)	---	28-7
PIT	2	0:25	Bryant 36 pass from Roethlisberger (Boswell kick)	7-51; 1:55	28-14
PIT	3	9:09	Bell 19 pass from Roethlisberger (Boswell kick)	10-77; 5:51	28-21
JAX	4	10:34	Fournette 3 run (Lambo kick)	5-61; 2:10	35-21
PIT	4	9:05	Brown 43 pass from Roethlisberger (Boswell kick)	5-75; 1:29	35-28
JAX	4	4:19	Bohanon 14 pass from Bortles (Lambo kick)	8-75; 4:46	42-28
PIT	4	2:18	Bell 8 run (Boswell kick)	12-75; 2:01	42-35
JAX	4	1:45	Lambo 45 FG	4-9; 0:33	45-35
PIT	4	0:01	Smith-Schuster 4 pass from Roethlisberger (Boswell kick)	10-75; 1:44	45-42

INDIVIDUAL STATS

RUSH	JAX: Fournette 25-109, 3 TD; Bortles 5-35; Yeldon 5-20, TD.
	PIT: Bell 16-67, TD; Roethlisberger 2-16.
	PASS
JAX: Bortles 24-14-0, 214, TD.	
PIT: Roethlisberger 58-37-1, 469, 5 TD.	
REC	JAX: Yeldon 3-57; Lee 3-28; Fournette 2-10; Cole 1-45; Koyack 1-21; O'Shaughnessy 1-19; Bohanon 1-14, TD; Hurns 1-12; Westbrook 1-8.
	PIT: McDonald 10-112; Bell 9-88, TD; Brown 7-132, 2 TD; Smith-Schuster 3-5, TD; Bryant 2-78, TD; James 1-12.

TEAM STATS

	Jaguars	Steelers
First Downs	22 (9-12-1)	28 (4-23-1)
Third Downs	8-14 (57%)	7-16 (44%)
Fourth Downs	1-1 (100%)	4-6 (67%)
Total Net Yards	378	545
Plays-Avg.	61-6.2	78-7.0
Rushing Yards	164	83
Att.-Avg.	35-4.7	18-4.6
Passing Yards	212	462
Sacked by Opp.	58-37-1	34-20-1
Att.-Comp.-Int.	2/7	0/0
Punts-Avg.	4-32.8	2-39.5
Penalties	3-40	4-25
Fumbles-Lost	1-0	1-1
Time of Poss.	28:50	31:10



Cleveland 48
Pittsburgh 37



2020 AFC WILD CARD (JAN. 3, 2021)

PITTSBURGH — The Cleveland Browns established a 28-0 first quarter lead en route to a 48-37 victory on Sunday night at Heinz Field in an AFC Wild Card Round contest. Browns quarterback Baker Mayfield wasn't sacked and Cleveland didn't turn the ball over.

The Browns scored two rushing touchdowns and three through the air, including a pair of 40-yard, catch-and-run touchdowns.

The Browns put the exclamation on their first postseason victory over the Steelers in three tries when Roethlisberger was intercepted for the fourth time with 3:16 remaining in the game and Cleveland ahead by 16, at 45-29.

Kicker Cody Parkey's 37-yard field goal with 2:51 to play in regulation made it 48-29 Cleveland.

Roethlisberger went over 500 yards passing with a 7-yard touchdown pass to wide receiver Chase Claypool with 1:09 left in the fourth quarter. A two-point conversion pass to running back James Conner succeeded and established the final margin.

Roethlisberger finished 47-for-68 passing for 501 yards.

The Steelers started the regular season 11-0 but finished at 12-4 and failed to win a playoff game for the fourth consecutive season.

The Steelers trailed by 25 at halftime, at 35-10, but tried to crawl back into the game with consecutive touchdown drives on their first two possessions of the third quarter.

GAME SUMMARY

	1	2	3	4	F
Browns	28	7	0	13	48
STEELERS	0	10	13	14	37

TEAM Q TIME PLAY

	DRIVE	SCORE
CLE 1 14:46	Joseph fumble recovery in end zone (Parkey kick)	-- 7-0
CLE 1 9:46	Landy 40 pass from Mayfield (Parkey kick)	3-46, 0:58 14-0
CLE 1 4:40	Hunt 11 run (Parkey kick)	6-65, 3:00 21-0
CLE 1 1:56	Hunt 8 run (Parkey kick)	3-15, 1:22 28-0
PIT 2 1:44	Conner 1 run (Boswell kick)	13-89, 5:36 28-7
CLE 2 0:34	Hooper 7 pass from Mayfield (Parkey kick)	9-64, 1:10 35-7
PIT 2 0:00	Boswell 49 FG	5-37, 0:34 35-10
PIT 3 7:22	Ebron 17 pass from Roethlisberger (pass failed)	8-84, 3:45 35-16
PIT 3 2:57	Smith-Schuster 5 pass from Roethlisberger (Boswell kick)	12-68, 3:25 35-23
CLE 4 12:32	Chubb 40 pass from Mayfield (Parkey kick)	6-80, 2:20 42-23
PIT 4 11:08	Claypool 29 pass from Roethlisberger (pass failed)	4-76, 1:24 42-29
CLE 4 4:28	Parkey 24 FG	13-59, 6:40 45-29
CLE 4 2:51	Parkey 37 FG	4-6, 0:25 48-29
PIT 4 1:09	Claypool 7 pass from Roethlisberger (Pass to Conner pass)	8-77, 1:42 48-37

INDIVIDUAL STATS

RUSH	CLE: Chubb 18-76; Hunt 8-48 2 TD; Mayfield 5-33.
	PIT: Conner 11-37 TD; Snell 2-13; Watt 2-2; Roethlisberger 1-0.
PASS	CLE: Mayfield 34-21-0, 263, 3 TD.
	PIT: Roethlisberger 68-447-4, 501, 4 TD.
REC	CLE: Hooper 7-46 TD; Landry 5-92 TD; Chubb 4-69 TD; Higgins 2-28; Hunt 1-13; Peoples-Jones 1-8; Njoku 1-7.
	PIT: Smith-Schuster 13-157 TD; Johnson 11-117; Ebron 7-62 TD; Washington 5-72; Claypool 5-59, 2 TD; Conner 5-30; Snell 1-4.

TEAM STATS

	Browns	Steelers
First Downs	20 (8-12-0)	34 (5-29-0)
Third Downs	6-14 (43%)	8-15 (53%)
Fourth Downs	1-1 (100%)	3-3 (100%)
Total Net Yards	390	553
Plays-Avg.	65-6.0	84-6.6
Rushing Yards	127	52
Att.-Avg.	31-4.1	16-3.3
Passing Yards	263	501
Sacked by Opp.	34-21-0	68-47-4
Att.-Comp.-Int.	0/0	0/0
Punts-Avg.	5-39.6	3-41.7
Penalties	3-20	4-25
Fumbles-Lost	0-0	1-1
Time of Poss.	27:14	32:46



Kansas City Chiefs 42
Pittsburgh 21



2021 AFC SUPER WILD CARD (JAN. 16, 2022)

KANSAS CITY — The Chiefs were going nowhere on offense against Pittsburgh early Sunday night, so coach Andy Reid had wide receiver Mecole Hardman take a shotgun snap and hand off to running back Darrel Williams on a trick play.

Their exchange hit the ground, T.J. Watt picked it up and returned the fumble for a touchdown.

It was precisely the kind of play that should have energized the heavy underdogs, playing in a tough environment on the road, but it wound up doing something else entirely: It ticked off Chiefs quarterback Patrick Mahomes.

He proceeded to throw for 404 yards and five scores, leading Kansas City to the end zone on six straight possessions after the turnover, and the Chiefs cruised through the second half for a 42-21 wild-card victory.

Byron Pringle caught touchdown passes from both Mahomes and Kelce, and Jerick McKinnon and Tyreek Hill also had scoring catches, while the Chiefs (13-5) shut down the retiring Ben Roethlisberger and the Steelers offense.

Roethlisberger was 29 of 44 for 215 yards with two TD passes, providing the coda to a career that includes six Pro Bowl trips and two Super Bowl wins.

GAME SUMMARY

	1	2	3	4	F
STEELERS	0	7	7	7	21
Chiefs	0	21	14	7	42

TEAM Q TIME PLAY

	DRIVE	SCORE
PIT 2 10:41	Watt 26 fumble return (Boswell kick)	-- 7-0
KC 2 5:45	McKinnon 4 pass from Mahomes (Butker kick)	8-76, 4:56 7-7
KC 2 1:55	Pringle 12 pass from Mahomes (Butker kick)	7-74, 2:43 7-14
KC 2 0:13	Kelce 48 pass from Mahomes (Butker kick)	6-80, 0:39 7-21
KC 3 10:13	Allegretti 1 pass from Mahomes (Butker kick)	9-68, 4:47 7-28
KC 3 9:14	Hill 31 pass from Mahomes (Butker kick)	2-29, 0:42 7-35
PIT 3 4:10	Johnson 13 pass from Roethlisberger (Boswell kick)	10-75, 5:04 14-35
KC 4 14:13	Pringle 2 pass from Kelce (Butker kick)	9-75, 4:57 14-42
PIT 4 7:36	Washington 15 pass from Roethlisberger (Boswell kick)	15-75, 6:37 21-42

INDIVIDUAL STATS

RUSH	PIT: Harris 12-29; Snell 2-15; Ballage 4-31; Roethlisberger 2-(-1).
	KC: McKinnon 12-61; Mahomes 3-29; Hardman 2-6; Williams 1-4; Gore 3-3; Burton 1-3.
	PIT: Roethlisberger 44-29-0, 215, 2 TD.
PASS	KC: Mahomes 39-30-1, 404, 5 TD; Kelce 1-1-0, 2, 1 TD.
	PIT: Johnson 5-34 TD; Smith-Schuster 5-26; Gentry 4-33; Freiermuth 4-25; Claypool 3-25; Washington 2-37 TD; McCloud 2-20; Snell 2-16; Harris 2-(-1).
REC	KC: McKinnon 6-81 TD; Kelce 5-108 TD; Hill 5-57 TD; Pringle 5-37 TD; Robinson 4-76; Hardman 4-43; Bell 1-3; Allegretti 1-1 TD.

TEAM STATS

	Steelers	Chiefs
First Downs	19 (3-15-1)	26 (6-19-1)
Third Downs	7-16 (44%)	8-12 (67%)
Fourth Downs	2-2 (100%)	0-0 (0%)
Total Net Yards	257	478
Plays-Avg.	66-3.9	65-7.4
Rushing Yards	56	106
Att.-Avg.	20-2.8	22-4.8
Passing Yards	201	372
Sacked by Opp.	44-29-0	40-31-1
Att.-Comp.-Int.	3/34	2/14
Punts-Avg.	7-49.7	4-34.5
Penalties	4-45	3-25
Fumbles-Lost	2-1	2-1
Time of Poss.	30:00	30:00



Buffalo 31
Pittsburgh 17



2023 AFC SUPER WILD CARD (JAN. 15, 2024)

PITTSBURGH — It made no difference to Josh Allen what day or time the Buffalo Bills faced the Pittsburgh Steelers.

The AFC wild-card playoff game could've been played Sunday as scheduled, in the midst of a lake-effect storm that dumped more than two feet of snow on the region, and the Bills were going to be ready.

They proved that on Monday, when Allen threw three TD passes and scored on a franchise playoff-record 52-yard TD run as Buffalo beat Pittsburgh 31-17.

Buffalo led 21-0 before Pittsburgh scored on three straight possessions to get within 24-17. Allen then sealed the win, throwing a 17-yard TD pass to Khalil Shakir with 6:27 remaining. Shakir caught the pass at the 10 over the middle, slipped Minkah Fitzpatrick's tackle attempt with a spin move, and outraced the rest of the Steelers defenders into the end zone.

Allen finished 21 of 30 for 203 yards and ran for 74 yards on eight carries, becoming the first quarterback in NFL playoff history to throw three or more TD passes while rushing for 70 or more yards and a score. He didn't have a turnover for just the fourth time this season.

Mason Rudolph threw two TD passes with an interception in his first playoff start for the Steelers, but Pittsburgh was too inconsistent on either side of the ball to keep up.

Missed tackles, two turnovers that led to 14 points for Buffalo and the Bills' ability to bottle up the Steelers' running attack contributed to the loss.

GAME SUMMARY

	1	2	3	4	F
STEELERS	0	7	3	7	17
Bills	14	7	3	7	31

TEAM	Q	TIME	PLAY	DRIVE	SCORE
Bills	1	7:02	D.Knox 9 yd. pass from J.Allen (T.Bass kick)	10-80, 5:33	0-7
Bills	1	4:10	D.Kincaid 29 yd. pass from J.Allen (T.Bass kick)	1-29, 0:05	0-14
Bills	2	7:01	J.Allen 52 yd. run (T.Bass kick)	8-80, 3:51	0-21
Steelers	2	1:39	D.Johnson 10 yd. pass from M.Rudolph (C.Boswell kick)	5-33, 0:35	7-21
Steelers	3	8:50	C.Boswell 40 yd. Field Goal	9-38, 4:34	10-21
Bills	3	1:32	T.Bass 45 yd. Field Goal	14-48, 7:18	10-24
Steelers	4	10:32	C.Austin 7 yd. pass from M.Rudolph (C.Boswell kick)	12-75, 6:00	17-24
Bills	4	6:27	K.Shakir 17 yd. pass from J.Allen (T.Bass kick)	7-70, 4:05	17-31

INDIVIDUAL STATS

RUSH	PIT: Warren 8-38; Harris 12-37; Rudolph 2-16; Pickens 1-15. BUF: Cook 18-79; Allen 8-74 TD; Johnson 8-26.
	PASS
REC	PIT: Rudolph 39-22-1, 229, 2 TD. BUF: Allen 30-21-0, 203, 3 TD.
	PIT: Freiermuth 5-76; Pickens 5-50; Johnson 4-48 TD; Warren 2-16; Harris 2-15; Robinson 2-12; Austin 1-7 TD; Co. Heyward 1-5. BUF: Diggs 7-52; Cook 4-5; Kincaid 3-59 TD; Shakir 3-31 TD; Murray 2-13; Harty 1-34; Knox 1-9 TD.

TEAM STATS

	Steelers	Bills
First Downs	22 (6-14-2)	24 (11-11-2)
Third Downs	5-11 (45%)	5-12 (42%)
Fourth Downs	1-0 (0%)	1-1 (100%)
Total Net Yards	324	368
Plays-Avg.	63-5.1	66-5.6
Rushing Yards	106	179
Att.-Avg.	23-4.6	34-5.3
Passing Yards	218	189
Sacked by Opp.	1/11	2/14
Att.-Comp.-Int.	39-22-1	30-21-0
Punts-Avg.	4-38.5	3-44.0
Penalties	6-50	2-24
Fumbles-Lost	2-1	0-0
Time of Poss.	26:41	33:19



Pittsburgh 16
Minnesota 6



SUPER BOWL IX (JAN. 12, 1975)

NEW ORLEANS —The Steelers made their first appearance in the Super Bowl and captured their first NFL Championship with a 16-6 victory.

The veteran Vikings, meanwhile, had been to the Super Bowl twice before. The Vikings had a savvy leader in quarterback Fran Tarkenton. The Steelers had a strong defense but their quarterback, Terry Bradshaw, was unproven.

The first half was dominated by both defenses. Pittsburgh concentrated on the middle of the Minnesota defensive line. One defensive tackle, Ernie Holmes, played over Vikings' center Mick Tingelhoff, while the other tackle, Joe Greene, lined up at an angle pointed directly at Tingelhoff. Holmes sometimes took on the Vikings' center directly, allowing Greene to knife through and pursue Tarkenton. At other times, Greene would smash into Tingelhoff while Holmes looped behind him.

The only score in the first half was a safety registered by the Pittsburgh Steelers. Fran Tarkenton fumbled a handoff to Dave Osborn, scrambled to recover the ball in the end zone, and was downed by Pittsburgh defensive end Dwight White.

Leading 2-0, Pittsburgh kicked to Minnesota to open the second half and the Vikings' Bill Brown fumbled and Marv Kellum recovered for Pittsburgh at the Minnesota 30. The Steelers took four plays to go the distance, with Franco Harris taking the ball in from the 9.

Harris was named game MVP. He ran for 158 yards on 34 tries, both new highs for the Super Bowl, and Rocky Bleier added 65 yards on 17 carries. Minnesota, meanwhile, managed only 17 yards rushing.

Denied on the ground, the Vikings weren't much better in the air. Tarkenton, under constant pressure from Greene, Holmes, White, and L.C. Greenwood, completed only 11-of-26 attempts for 102 yards—an average of fewer than four yards per pass.

Despite their dominance, Pittsburgh's 9-0 lead was far from safe, and it narrowed to 9-6 in the final quarter when Matt Blair blocked Bobby Walden's punt, and Terry Brown recovered in the end zone.

After that touchdown, Pittsburgh put the game on ice with a drive that began on its 34. The big play of the drive was a 30-yard toss from Bradshaw to Larry Brown, who later scored the final TD.

Soon after the ensuing kickoff, Pittsburgh's Mike Wagner intercepted a Tarkenton pass, and the Steelers held possession until the game was nearly over.



The Steelers celebrate their safety against Vikings' quarterback Fran Tarkenton in Super Bowl IX.

GAME SUMMARY

	1	2	3	4	F
STEELERS	0	2	7	7	16
Vikings	0	0	0	6	6

TEAM	Q	PLAY	SCORE
PIT	2	Safety (White downed Tarkenton in end zone)	— 2-0
PIT	3	Harris 9 run (Gerela kick)	4-30, 1:24 9-0
MIN	4	Brown Recovered blocked punt (kick failed)	— 9-6
PIT	4	Brown 4 pass from Bradshaw (Gerela kick)	11-66, 6:47 16-6

INDIVIDUAL STATS

PIT: Harris 34-158, 1 TD; Bleier 17-65; Bradshaw 5-33; Swann
RUSH 1-(-7). MIN: Foreman 12-18; Tarkenton 1-0; Osborn 8-(-1).
PIT: Bradshaw 14-9-0, 96, 1 TD. MIN: Tarkenton 26-11-3, 102.
PASS
PIT: Brown 3-49, 1 TD; Stallworth 3-24; Bleier 2-11; Lewis 1-12. MIN: Foreman 5-50; Voigt 2-31; Osborn 2-7; Gilliam 1-16; Reed 1-9.

TEAM STATS

	Steelers	Vikings
First Downs	17 (11-5-1)	9 (2-5-2)
Third Downs	7-18	5-12
Fourth Downs	0-0 (0%)	0-0 (0%)
Total Net Yards	333	119
Plays-Avg.	73-4.6	47-2.5
Rushing Yards	249	17
Att.-Avg.	57-4.4	21-0.8
Passing Yards	84	102
Sacked by Opp.	2-12	0-0
Att.-Comp.-Int.	14-9-0	26-11-3
Punts-Avg.	7-34.7	6-37.2
Penalties	8-122	4-18
Fumbles-Lost	4-2	3-2
Time of Poss.	30:36	29:24



Pittsburgh 21
Dallas 17



SUPER BOWL X (JAN. 18, 1976)

MIAMI—What were, at the time, the two most popular teams in the NFL met in Super Bowl X, and the contrast between their styles was as great as the hue of their jerseys.

The glitzy, white-clad Dallas Cowboys—“America’s Team”—combined a high-tech offense and a state-of-the-art Flex Defense to put on a dazzling show each Sunday. They were easy to like, and for once, they even had something of an underdog aura, having reached the Super Bowl as a Wild Card team. The black-clad Pittsburgh Steelers, out to defend their Super Bowl victory of the year before, lived by a Steel-hard defense occasionally spelled by a grind-it-out running attack that would have been at home in the NFL of the 1930s.

The Cowboys struck first when Roger Staubach zeroed in on Drew Pearson for a 29-yard touchdown pass.

Before the end of the quarter, Pittsburgh evened the score on a seven-yard pass from Terry Bradshaw to tight end Randy Grossman. Setting up the score was a 32-yard pass to Lynn Swann, whose health was questionable because of a concussion he had suffered in the AFC Championship Game. Swann outleaped a Dallas defender, then magically kept both feet inside the sideline to make his catch.

Dallas reclaimed the lead at 10-7 only 15 seconds into the second quarter when Toni Fritsch booted a 36-yard field goal.

Later, Pittsburgh’s Roy Gerela, playing at less than 100 percent because of a cracked rib he suffered making a tackle on the opening kickoff, shanked a field-goal try and Dallas went to the locker room with a 10-7 lead.

Defense continued to dominate in the scoreless third quarter. Pittsburgh sacked Staubach seven times during the game and forced him to scramble on numerous occasions. Moreover, they pressured him into an uncharacteristic 3 interceptions.

One of the interceptions set up another field-goal try by Gerela, but he pulled it left from 33 yards. Dallas safety Cliff Harris mockingly patted him on the helmet, only to be unceremoniously dumped on his hip pads by irate Pittsburgh linebacker Jack Lambert. The inspired Steelers dominated after that.

In the fourth quarter, Steelers reserve fullback Reggie Harrison blocked Mitch Hoopes’s punt. The ball rolled through the end zone for a safety to cut the Cowboys’ lead to 10-9. Gerela, who’d donned a corset to protect his ribs, regained his kicking touch with field goals of 36 and 18 yards to put the Steelers in front 15-10.

With 3:02 left in the game, Bradshaw lofted a long pass to game MVP Swann, who caught the ball at the five and took it over the goal line to complete a 64-yard lightning strike. Swann finished the day with 161 yards on four catches, a 40.3 average-per-catch. Gerela missed the extra point.

It took Staubach only 1:14 to get the touchdown back, completing a drive with a 34-yard bulls-eye to Percy Howard—the only pass Howard caught during his entire career.



Pittsburgh’s “Steel Curtain” defense forced Cowboys’ quarterback Roger Staubach into throwing three interceptions in the Steelers’ Super Bowl X victory.

Terry Hanratty replaced Bradshaw, still woozy from the hit suffered after his touchdown pass to Swann, but the Steelers were stalling on a fourth-and-9 at the Dallas 41 with almost a minute and a half to go. Coach Noll feared a blocked kick and called for a Rocky Bleier run that gained only 2 yards. Noll was gambling that his defense could stop the Cowboys.

Trailing only 21-17, Staubach had the ball back with more time than he usually needed to negotiate 61 yards. The Cowboys reached Pittsburgh’s 38. With five seconds left, Staubach launched his final pass into the end zone. Steelers Mike Wagner batted the ball, which was caught by the Steelers, Glen Edwards and the Steelers had their second consecutive Super Bowl victory.

GAME SUMMARY

	1	2	3	4	F
Cowboys	7	3	0	7	17
STEELERS	7	0	0	14	21

TEAM Q PLAY SCORE

DAL	1	D. Pearson 29 pass from Staubach (Fritsch kick)	0-7
PIT	1	Grossman 7 pass from Bradshaw (Gerela kick)	7-7
DAL	2	Fritsch 36 FG	7-10
PIT	4	Safety, Harrison blocks kick	9-10
PIT	4	Gerela 36 FG	12-10
PIT	4	Gerela 18 FG	15-10
PIT	4	Swann 64 pass from Bradshaw (kick failed)	21-10
DAL	4	Howard 34 pass from Staubach (Fritsch kick)	21-17

INDIVIDUAL STATS

RUSH	DAL: Newhouse 16-56; Staubach 5-22; Dennison 5-16; Pearson 5-14. PIT: Harris 27-82; Bleier 15-51; Bradshaw 4-16.
PASS	DAL: Staubach 24-15-3 204, 2 TD. PIT: Bradshaw 19-9-0 209, 2 TD.
REC	DAL: P. Pearson 5-53; Young 3-31, 1 TD; D. Pearson 2-59, 1 TD; Newhouse 2-12; Howard 1-34, 1 TD; Fugett 1-9; Dennison 1-6. PIT: Swann 4-161, 1 TD; Stallworth 2-8; Harris 1-26; Grossman 1-7, 1 TD; Brown 1-7.

TEAM STATS

	Coyboys	Steelers
First Downs	14 (6-8-0)	13 (7-6-0)
Third Downs	4-15 (27%)	8-21 (38%)
Total Net Yards	270	339
Plays-Avg.	62-4.4	67-5.1
Rushing Yards	108	149
Att.-Avg.	31-3.5	46-3.2
Passing Yards	162	209
Att.-Comp.-Int.	24-15-3	19-9-0
Punts-Avg.	7-35	4-39.8
Fumbles-Lost	4-0	4-0
Penalties-Yds.	2-20	0-0



Pittsburgh 35
Dallas 21



SUPER BOWL XIII (JAN. 21, 1979)

MIAMI—This was more than just the first rematch in Super Bowl history: It re-staged what many still consider the most enjoyable and dramatic Super Bowl battle to that point. Opportunity—recognizing it and capitalizing on it—was the theme. Failure to embrace it would play a hand too. It was the Steelers, though, who managed a 35-31 victory.

Dallas had its chances. The Cowboys took a 14-7 lead in the second quarter when linebacker Mike Hegman simply took the ball away from Steelers quarterback Terry Bradshaw and ran 37 yards to score. But Bradshaw countered immediately with a 75-yard touchdown strike to John Stallworth.

In the third quarter, trailing 21-14, Dallas marched from its 42 to the Steelers' 10. On third-and-three, Cowboys quarterback Roger Staubach saw tight end Jackie Smith alone in the end zone. Smith slipped and fell reaching for Staubach's pass and Dallas settled for a 27-yard field goal.

Pittsburgh scored two touchdowns early in the fourth quarter—a 22-yard run by Franco Harris and an 18-yard pass from Bradshaw to Swann. Harris' score followed a pass-interference call against Dallas cornerback Benny Barnes, who was covering Swann. The mistake cost the Cowboys 33 yards. Dallas did score touchdowns with 2:27 and 22 seconds to play, on passes from Staubach to tight end Billy Joe Dupree and wide receiver Butch Johnson, but Pittsburgh held on to win, 35-31.

With the victory, the Steelers became the first team to win three Super Bowls. The two teams set a Super Bowl record for points scored



Steeler's quarterback Terry Bradshaw threw for 318 yards and four touchdowns in the 35-31 victory over Dallas in Super Bowl XIII.

GAME SUMMARY					
	1	2	3	4	F
STEELERS	7	14	0	14	35
Cowboys	7	7	3	14	31

TEAM	Q	TIME	PLAY	SCORE
PIT	1		Stallworth 28 pass from Bradshaw (Gerela kick)	7-0
DAL	1		Hill 39 pass from Staubach (Septien kick)	7-7
DAL	2		Hegman 37 fumble recovery return (Septian kick)	7-14
PIT	2		Stallworth 75 pass from Bradshaw (Gerela kick)	14-14
PIT	2		Bleier 7 pass from Bradshaw (Gerela kick)	21-14
DAL	3		Septien 27 FG	21-17
PIT	4		Harris 22 run (Gerela kick)	28-17
PIT	4		Swann 18 pass from Bradshaw (Gerela kick)	35-17
DAL	4		Dupree 7 pass from Staubach (Septien kick)	35-24
DAL	4		Johnson 4 pass from Staubach (Septien kick)	35-31

INDIVIDUAL STATS	
RUSH	PIT: Harris 20-68, 1 TD; Bleier 2-3; Bradshaw 2-(-5).
	DAL: Dorsett 15-96; Newhouse 8-3; Pearson 1-(-13); Staubach 4-37; Pearson 1-6; Laidlaw 3-12.
	PIT: Bradshaw 30-17-1, 318, 4 TD.
	DAL: Staubach 30-17-1, 228, 3 TD.
	PIT: Swann 7-154, 1 TD; Stallworth 3-115, 2 TD; Grossman 3-29; Harris 1-22; Bleier 1-7, 1 TD; Bell 2-21.
PASS	DAL: Staubach 30-17-1, 228, 3 TD.
	PIT: Swann 7-154, 1 TD; Stallworth 3-115, 2 TD; Grossman 3-29; Harris 1-22; Bleier 1-7, 1 TD; Bell 2-21.
REC	DAL: Dorsett 5-44; D. Pearson 4-73; Hill 2-49, 1 TD; Johnson 2-30, 1 TD; Dupree 2-17, 1 TD; P. Pearson 2-15.

TEAM STATS		
	Coyboys	Steelers
First Downs	19 (2-15-2)	20 (6-13-1)
Third Downs	9-15 (60%)	9-16 (56%)
Total Net Yards	357	317
Plays-Avg.	58-6.2	67-4.7
Rushing Yards	66	141
Att.-Avg.	24-2.8	32-4.4
Passing Yards	291	176
Att.-Comp.-Int.	30-17-1	30-17-1
Punts-Avg.	3-43.0	5-39.6
Fumbles-Lost	2-2	3-2
Penalties-Yds.	5-35	9-89



Pittsburgh 31
Los Angeles Rams 19



SUPER BOWL XIV (JAN. 20, 1980)

PASADENA—There was a moment of heroism and self-sacrifice when an old warrior, Los Angeles Rams defensive end Jack Youngblood, announced his intention to play in his team's first Super Bowl despite a fractured leg.

There was a rush of "What if?" euphoria as the underdog Rams took a 19-17 lead into the fourth quarter.

And there was cold reality: Pittsburgh, a team with as much patience as talent, struck quickly and surely for two touchdowns in the fourth quarter and it was over. The 31-19 victory was the Steelers' fourth in the Super Bowl in only six seasons.

The signature image of Super Bowl XIV is of Steelers wide receiver John Stallworth at the Rams' 32, looking back over his head for a lofty Terry Bradshaw pass, catching it in stride just over the outstretched arms of Rams cornerback Rod Perry, and continuing into the end zone for a 73-yard touchdown.

The Steelers had taken the lead and then surrendered it in the third quarter. Bradshaw hit wide receiver Lynn Swann over the middle for a 47-yard score. The Rams came back with a 24-yard halfback pass from Lawrence McCutcheon to Ron Smith that made it 19-17 before Bradshaw-to-Stallworth put Pittsburgh ahead for good.

Los Angeles intercepted Bradshaw three times, but it was the Steelers' lone interception—by Jack Lambert—that punctuated the ending. With the score 24-19 and the Rams driving, Lambert intercepted a pass from quarterback Vince Ferragamo at the Pittsburgh 14.

For the second year in a row, Bradshaw was named the game's most valuable player after passing for 309 yards and 2 touchdowns.



Steelers' running back Franco Harris ran for two touchdowns, including the game's final score, as Pittsburgh recorded a 31-19 win over the Los Angeles Rams in Super Bowl XIV.

GAME SUMMARY

	1	2	3	4	F
Rams	7	6	6	0	19
STEELERS	3	7	7	14	31

TEAM	Q	PLAY	SCORE
PIT	1	Bahr 41 FG	3-0
LA	1	Bryant 1 run (Corral kick)	3-7
PIT	2	Harris 1 run (Bahr kick)	10-7
LA	2	Corral 31 FG	10-10
LA	2	Corral 45 FG	10-13
PIT	3	Swann 47 pass from Bradshaw (Bahr kick)	17-13
LA	3	Smith 24 pass from McCutcheon (kick failed)	17-19
PIT	4	Stallworth 73 pass from Bradshaw (Bahr kick)	24-19
PIT	4	Harris 1 run (Bahr kick)	31-19

INDIVIDUAL STATS

	LAR: Tyler 17-60; Bryant 6-30, 1 TD; McCutcheon 5-10;
RUSH	Ferragamo 1-7; Harris 20-46, 2 TD; Bleier 10-25; Bradshaw 3-9; Thornton 4-4.
	LAR: Ferragamo 25-15-1, 2 TD; McCutcheon 1-1-0, 24, 1 TD.
PASS	PIT: Bradshaw 21-14-3, 309, 2 TD.
	LAR: Waddy 3-75; Bryant 3-21; Tyler 3-20; Dennard 2-32; Nelson 2-20; Hill 1-28; Smith 1-24, 1 TD; McCutcheon 1-16.
REC	PIT: Swann 5-79, 1 TD; Stallworth 3-121, 1 TD; Harris 3-66; Cunningham 2-21; Thornton 1-22.

TEAM STATS

	Rams	Steelers
First Downs	16 (6-9-1)	19 (8-10-1)
Third Downs	6-16 (38%)	9-14 (64%)
Total Net Yards	301	393
Plays-Avg.	59-5.1	58-6.8
Rushing Yards	107	84
Att.-Avg.	29-3.7	37-2.3
Passing Yards	194	309
Att.-Comp.-Int.	26-16-1	21-14-3
Punts-Avg.	5-44.0	2-42.5
Fumbles-Lost	0-0	0-0
Penalties-Yds.	2-26	6-65



Dallas 27
Pittsburgh 17



SUPER BOWL XXX (JAN. 28, 1996)

TEMPE—After producing 10 lopsided outcomes in its last 12 editions, the Super Bowl was due for some drama. Pittsburgh was up to the task and made a game of it, but the game turned on two interceptions by the game's Most Valuable Player, Dallas cornerback Larry Brown as the Steelers fell to the Cowboys, 27-17.

The first of Brown's interceptions came midway through the third quarter. No Steelers receiver was within 10 yards when Brown accepted Neil O'Donnell's misfired pass at the Cowboys' 38 and returned it 44 yards to the Steelers' 18. Troy Aikman's pass to Michael Irvin took Dallas to the one, and Emmitt Smith scored to give the Cowboys a 20-7 lead.

The Steelers made it 20-10 with Norm Johnson's 46-yard field goal, and then recovered an onside kick. They reduced the gap to 20-17 when Bam Morris scored from the one with 6:36 to play. With 4:15 left, Pittsburgh had the ball again at its 32 after forcing Dallas to punt.

Two plays later, Brown intercepted O'Donnell at the Steelers' 39 and returned it to the six. Smith scored from the four two plays later, and the Cowboys had locked up their record-tying fifth Super Bowl. The Steelers never led, and Dallas scored on its first three possessions—a three-yard pass from Aikman to tight end Jay Novacek and two field goals by Chris Boniol—for a 13-0 lead. Shortly before halftime, the Steelers made it 13-7 when O'Donnell threw a six-yard touchdown pass to Yancey Thigpen.

The statistical irony of the day was that O'Donnell entered the game as the NFL's career leader in fewest interceptions per pass attempt. On the game's final play, he was intercepted for the third time.



Pittsburgh's defense limited Dallas to just 56 rushing yards in their Super Bowl XXX matchup.

GAME SUMMARY

	1	2	3	4	F
Cowboys	10	3	7	7	27
STEELERS	0	7	0	10	17

TEAM	Q	PLAY	DRIVE	SCORE
DAL	1	Boniol 42 FG	7-47, 2:55	0-3
DAL	1	Novacek 3 pass from Aikman (Boniol kick)	8-75, 4:35	0-10
DAL	2	Boniol 35 FG	14-62, 8:44	0-13
PIT	2	Thigpen 6 pass from O'Donnell	13-54, 3:39	7-13
DAL	3	Smith 1 run (Boniol kick)	2-18, 0:36	7-20
PIT	4	Johnson 46 FG	11-52, 4:13	10-20
PIT	4	Morris 1 run (Johnson kick)	9-52, 4:44	17-20
DAL	4	Smith 4 run (Boniol kick)	2-6, 0:18	17-27

INDIVIDUAL STATS

RUSH	DAL: Smith 18-49, 2 TD; Johnston 2-8; Williams 1-2; Aikman 4-(-3).
	PIT: Morris 19-73, 1 TD; Pegram 6-15; Stewart 4-15; O'Donnell 1-0; Williams 1-0.
	DAL: Aikman 23-15-0, 209, 1 TD.
PASS	PIT: O'Donnell 49-28-3, 239, 1 TD.
	DAL: Irvin 5-76; Novacek 5-50; Williams 2-29; Sanders 1-47; Johnston 1-4; Smith 1-3.
REC	PIT: Hastings 10-98; Mills 8-78; Thigpen 3-19, 1 TD; Morris 3-18; Holliday 2-19; Williams 2-7.

TEAM STATS

	Cowboys	Steelers
First Downs	15 (5-10-0)	25 (9-15-1)
Third Downs	2-10 (20%)	9-19 (47%)
Total Net Yards	254	310
Plays-Avg.	50-5.1	84-3.7
Rushing Yards	56	103
Att.-Avg.	25-2.2	31-3.3
Passing Yards	198	207
Att.-Comp.-Int.	23-15-0	49-28-3
Punts-Avg.	5-38.2	4-44.8
Fumbles-Lost	0-0	2-0
Penalties-Yds.	5-25	2-15



Pittsburgh 21
Seattle 10



SUPER BOWL XL (FEB. 5, 2006)

DETROIT –Pittsburgh won its fifth Super Bowl title and its first in 26 years as it captured a 21-10 victory over the Seattle Seahawks at Ford Field. The Steelers' fifth title matched the most in NFL history, tying the San Francisco 49ers and Dallas Cowboys.

Backed by predominantly a Pittsburgh crowd, the Steelers were led by Super Bowl MVP Hines Ward, who finished with a game-high 123 receiving yards on five catches (24.6 avg.) with one touchdown.

Pittsburgh struggled offensively in the first quarter as it did not gain a single first down, but found itself down only 3-0 after Seattle's Josh Brown booted a 47-yard field goal with 22 seconds remaining in the opening period.

The Steelers' offense came to life briefly on their first drive of the second quarter, including a 18-yard end-around run by Ward, but it was stalled as QB Ben Roethlisberger was picked off by the Seahawks' S Michael Boulware.

However, Pittsburgh's defense, which gave up just three points in both of its two previous games in the first half, continued to buckle down and halt any Seattle chances of extending its lead.

The Steelers finally got on the board late in the second quarter as Roethlisberger followed a block by RB Jerome Bettis and dove into the end zone for a one-yard touchdown run, giving Pittsburgh a 7-3 halftime lead. It was his second postseason rushing touchdown and the first-ever by a Steelers' quarterback in a Super Bowl.

Pittsburgh came out of halftime and stretched its lead to 14-3 on the second play of the half as RB Willie Parker darted 75 yards for a score, just 22 seconds into the third quarter. The 75-yard run was the longest in Super Bowl history, surpassing L.A. Raider Marcus Allen's 74-yard run against Washington in Super Bowl XVIII.

After a missed field goal by Brown on Seattle's first drive of the second half, the Steelers appeared on the verge of breaking the game open as they drove down to the Seahawks' seven-yard line on the ensuing drive. However, Roethlisberger threw an interception at the four-yard line to Kelly Herndon, which he returned 76 yards to the Pittsburgh 20. Three plays later Seattle scored on a 16-yard pass from QB Matt Hasselbeck to TE Jerramy Stephens to cut the lead to 14-10.

The Seahawks had an opportunity to take the lead early in the fourth quarter before Hasselbeck was picked off by CB Ike Taylor at the Steelers' five-yard line. Taylor finished with a team-best seven tackles.

Pittsburgh all but sealed the game four plays later on a gadget play, which became a part of the Steelers' arsenal throughout the season. WR Antwaan Randle El took a reverse handoff from Parker and threw a 43-yard strike to Ward, pushing the Pittsburgh lead to 21-10 with just under nine minutes remaining in the game. Randle El became the first wide receiver in Super Bowl history to throw for a touchdown.

The Steelers' defense clamped down on the final two Seattle possessions while the offense milked the clock for over four minutes in the final minutes of the game to post the victory.



Pittsburgh's Deshaea Townsend had one of three sacks in the Steelers' 21-10 victory over the Seattle Seahawks in Super Bowl XL.

Roethlisberger became the youngest starting quarterback to win a Super Bowl and finished 9-of-21 for 123 yards. Parker finished with a team-high 93 yards on 10 carries, while Bettis added 43 yards on 14 rushes.

Pittsburgh's defense racked up three sacks, including one each from CB Deshaea Townsend, LB Clark Haggans and NT Casey Hampton.

GAME SUMMARY

	1	2	3	4	F
Seahawks	3	0	7	0	10
STEELERS	0	7	7	7	21

TEAM	Q	TIME	PLAY	DRIVE	SCORE
SEA	1	0:22	Brown 47 FG	7-22; 3:39	0-3
PIT	2	1:55	Roethlisberger 1 run (Reed kick)	11-59; 6:20	7-3
PIT	3	14:38	Parker 75 run (Reed kick)	2-75; 0:22	14-3
SEA	3	6:45	Stevens 16 pass from Hasselbeck (Brown kick)	3-20; 0:53	14-10
PIT	4	8:56	Ward 43 pass from Randle El (Reed kick)	4-56; 1:50	21-10

INDIVIDUAL STATS

RUSH	SEA: Alexander 20-95; Hasselbeck 3-35; Strong 2-7.
	PIT: Parker 10-93, 1 TD; Bettis 14-43; Roethlisberger 7-25, 1 TD; Ward 1-18; Haynes 1-2.
	SEA: Hasselbeck 49-26-1, 273, 1 TD.
	PIT: Roethlisberger 21-9-2, 123, 0 TDs; Randle El 1-1-0, 43, 1 TD.
	SEA: Engram 6-70; Jurevicius 5-93; Jackson 5-50; Stevens 3-25, 1 TD; Strong 2-15; Hannam 2-12; Alexander 2-2; Morris 1-6.
REC	PIT: Ward 5-123, 1 TD; Randle El 3-22; Wilson 1-20; Parker 1-1.

TEAM STATS

	Seahawks	Steelers
1st Downs	20 (5-15-0)	14 (6-8-0)
3rd Downs	5-17 (29%)	8-15 (53%)
4th Downs	1-2 (50%)	0-0 (0%)
Total Net Yards	396	339
Plays-Avg.	77-5.1	56-6.1
Rushing Yards	137	181
Rush Att.-Avg.	25-5.5	33-5.5
Passing Yards	259	158
Sacks	1-8	3-14
Att.-Comp.-Int.	49-26-1	22-10-2
Punts-Avg.	6-50.2	6-48.7
Penalties	7-70	3-20
Fumbles-Lost	0-0	0-0
Time of Poss.	33:02	26:58



Pittsburgh 27
Arizona 23



SUPER BOWL XLIII (FEB. 1, 2009)

TAMPA –Trailing by three points with only 2:30 left in the fourth quarter, QB Ben Roethlisberger led the Steelers on an eight-play, 78-yard scoring drive, punctuated by a six-yard touchdown pass to WR Santonio Holmes to clinch the Steelers' NFL record sixth Lombardi Trophy with a 27-23 victory over the Arizona Cardinals in Super Bowl XLIII.

Pittsburgh, which led most of the evening, struck first after Arizona deferred the opening kick. Roethlisberger and WR Hines Ward connected for a 38-yard gain on the Steelers' second play from scrimmage, setting up an eventual 18-yard field goal by K Jeff Reed to make it 3-0.

RB Gary Russell increased that lead to double digits, 10-0, when he plunged in from one-yard out early in the second quarter. Arizona quickly answered that score as QB Kurt Warner hit TE Ben Patrick in the back of the end zone on a one-yard scoring strike to cut the Pittsburgh lead to 10-7.

Arizona appeared as though they were going to take their first lead as the first half was set to expire, but LB James Harrison swung momentum back into Pittsburgh's favor by intercepting Warner at the goal-line, racing 100 yards behind several outstanding blocks by his teammates, and diving into the end zone with two Cardinals on his back for the longest play in Super Bowl history, and a 17-7 Steelers advantage at the half.

A 21-yard field goal by Reed capped a 16-play, 79-yard drive which took 8:39 off the third quarter clock, upping the Steelers' lead to 20-7.

Arizona got back onto the scoreboard midway through the fourth quarter as Warner tossed another one-yard score, this time to WR Larry Fitzgerald, cutting the Steelers' lead to 20-14. A costly holding penalty in the end zone against Steelers' C Justin Hartwig gave the Cardinals a safety, further decreasing the Steelers' advantage to 20-16.

On the second play following the ensuing free kick, Warner found Fitzgerald on a 64-yard scoring strike through the middle of the Steelers' defense to give Arizona its first lead of the night, 23-20.

Roethlisberger and the Steelers were down, but not out. Backed up to their own 12-yard line following a holding call, Roethlisberger promptly completed four-of-six passes, three to Holmes, including a 40-yarder that moved the ball to the Arizona six. On second-and-goal, Roethlisberger scrambled to his right and threaded a perfect pass through three defenders, where Holmes kept his toes in bounds for a six-yard touchdown reception and a 27-23 Steelers' lead with 42 seconds remaining.

Arizona had one more chance, but LB LaMarr Woodley sacked Warner, forcing a fumble recovered by DE Brett Keisel, and the Steelers had their second championship in four seasons.



WR Santonio Holmes catches the game-winning six-yard touchdown pass from QB Ben Roethlisberger to seal the Steelers' victory in Super Bowl XLIII.

Holmes was named the game's MVP after catching nine passes for 131 yards (14.6 avg.) and the game-winning touchdown reception. He caught four passes for 73 yards on the winning drive. Roethlisberger finished 21-of-30 for 256 yards with one touchdown and one interception for a passer rating of 93.2. TE Heath Miller caught five passes for 57 yards (11.4 avg.).

Defensively, Woodley recorded both Steelers' sacks, giving him two sacks in each of his four postseason games, an NFL record.

INDIVIDUAL STATS

PIT: Parker 19-53; Moore 1-6; Roethlisberger 4-2; Russell 2-(-3), 1 TD.
ARI: James 9-33; Warner 1-0; Hightower 1-0; Arrington 1-0.
RUSH
PIT: Roethlisberger 30-21-1, 256, 1 TD.
ARI: Warner 43-31-1, 377, 3 TD.
PASS
PIT: Holmes 9-131, 1 TD; Miller 5-57; Ward 2-43; Washington 1-11; Davis 1-6; Spaeth 1-6; Moore 1-4; Parker 1(-)-2.
REC
ARI: Boldin 8-84; Fitzgerald 7-127, 2 TD; Breaston 6-71; James 4-28; Arrington 2-35; Hightower 2-13; Urban 1-18; Patrick 1-1, 1 TD.

TEAM STATS

	Steelers	Cardinals
1st Downs	20 (4-12-4)	23 (2-20-1)
3rd Downs	4-10 (40%)	3-8 (38%)
4th Downs	0-0 (0%)	0-0 (0%)
Total Net Yards	292	407
Plays-Avg.	58-5.0	57-7.1
Rushing Yards	58	33
Rush Att.-Avg.	26-2.2	12-2.8
Passing Yards	234	374
Sacks	2-3	2-22
Att.-Comp.-Int.	30-21-1	43-31-1
Punts-Avg.	3-46.3	5-36.0
Penalties	7-56	11-106
Fumbles-Lost	0-0	2-1
Time of Poss.	33:01	26:59

GAME SUMMARY

	1	2	3	4	F
STEELERS	3	14	3	7	27
Cardinals	0	7	0	16	23

TEAM	Q	TIME	PLAY	DRIVE	SCORE
PIT	1	9:45	Reed 18 FG	9-71; 5:15	3-0
PIT	2	14:01	Russell 1 run (Reed kick)	11-69; 7:12	10-0
ARI	2	8:34	Patrick 1 pass from Warner (Rackers kick)	9-83; 5:27	10-7
PIT	2	0:00	Harrison 100 interception return (Reed kick)	--; --	17-7
PIT	3	2:11	Reed 21 FG	16-79; 8:39	20-7
ARI	4	7:33	Fitzgerald 1 pass from Warner (Rackers kick) 8-87; 3:57		20-14
ARI	4	2:58	Safety (Hartwig Holding in End Zone)	--; --	20-16
ARI	4	2:37	Fitzgerald 64 pass from Warner (Rackers kick) 2-64; 0:21		20-23
PIT	4	0:35	Holmes 6 pass from Roethlisberger (Reed kick) 8-78; 2:02		27-23



Green Bay 31
Pittsburgh 25



SUPER BOWL XLV (FEB. 6, 2011)

ARLINGTON—The Steelers could not overcome an early 18-point deficit and fell short in their quest for their seventh Super Bowl victory, losing to the Green Bay Packers 31-25 in Super Bowl XLV.

The Packers struck first when QB Aaron Rodgers found WR Jordy Nelson for a 29-yard touchdown pass late in the first quarter to give Green Bay the 7-0 lead. Only 24 seconds later, Steelers' QB Ben Roethlisberger was picked off by S Nick Collins, who returned it 37 yards for a touchdown to give the Packers a 14-0 lead at the end of the first quarter.

The Steelers got on the board early in the second quarter when K Shaun Suisham connected from 33 yards to cut the Packers' lead to 14-3. On the Steelers' next possession, Roethlisberger was picked off again. On the Packers' ensuing drive, Rodgers found WR Greg Jennings for a 21-yard touchdown to put Green Bay ahead 21-3.

The Steelers though would cut the lead to 21-10 when WR Hines Ward caught an eight-yard touchdown pass from Roethlisberger late in the first half. Ward finished the game with seven catches for 78 yards and one touchdown.

Pittsburgh cut the lead to 21-17 in the third quarter when RB Rashard Mendenhall scored from eight yards. Mendenhall finished with a game-high 63 yards rushing and one touchdown.

The Steelers' defense forced the Packers to punt on every third-quarter possession, and the offense looked to take the lead. However, on the first play of the fourth quarter, Mendenhall fumbled, the Packers marched down the field, and Rodgers found Jennings again, this time for an eight-yard score, increasing their lead to 28-17.

The Steelers, however, responded on their ensuing possession as Roethlisberger found WR Mike Wallace for a 25-yard touchdown pass, and with a two-point conversion, the Steelers were only down 28-25.

On the Packers' next drive, K Mason Crosby connected from 23 yards out to give Green Bay a six-point lead. The Steelers still had time, taking over with two minutes left in the game, but they failed to convert a fourth-and-five from their own 33-yard line.



WR Mike Wallace caught nine passes for 89 yards, including a 25-yard TD pass, in Super Bowl XLV.

GAME SUMMARY

	1	2	3	4	F
STEELERS	0	10	7	8	25
Packers	14	7	0	10	31

TEAM	Q	TIME	PLAY	DRIVE	SCORE
GB	1	3:44	Nelson 29 pass from Rodgers (Crosby kick)	9-80; 4:33	0-7
GB	1	3:20	Collins 37 interception return (Crosby kick)	--; --	0-14
PIT	2	11:08	Suisham 33 FG	13-49; 7:12	3-14
GB	2	2:24	Jennings 21 pass from Rodgers (Crosby kick)	4-53; 2:04	3-21
PIT	2	0:39	Ward 8 pass from Roethlisberger (Suisham kick)	7-77; 1:45	10-21
PIT	3	10:19	Mendenhall 8 run (Suisham kick)	5-50; 2:20	17-21
GB	4	11:57	Jennings 8 pass from Rodgers (Crosby kick)	8-55; 2:53	17-28
PIT	4	7:34	Wallace 25 pass from Roethlisberger (Suisham kick)	7-66; 4:23	25-28
GB	4	2:07	Crosby 23 FG	10-70; 5:27	25-31

INDIVIDUAL STATS

RUSH	PIT: Mendenhall 14-63, 1 TD; Roethlisberger 4-31; Redman 2-19; Moore 3-13.
	GB: Starks 11-52; Rodgers 2-(-1).
	PIT: Roethlisberger 40-25-2, 263, 2 TD.
PASS	GB: Rodgers 39-24-0, 304, 3 TD.
	PIT: Wallace 9-89, 1 TD; Ward 7-78, 1 TD; Randle El 2-50; Sanders 2-17; Miller 2-12; Spaeth 1-9; Mendenhall 1-7; Brown 1-1.
	GB: Nelson 9-140, 1 TD; Jones 5-50; Jennings 4-64, 2 TD; Driver 2-28; Jackson 1-14; Quarless 1-5; Hall 1-2; Crabtree 1-1.

TEAM STATS

	Steelers	Cardinals
1st Downs	19 (8-11-0)	15 (4-11-0)
3rd Downs	7-13 (54%)	6-13 (46%)
4th Downs	0-1 (0%)	0-0 (0%)
Total Net Yards	387	338
Plays-Avg.	64-6.0	55-6.1
Rushing Yards	126	50
Rush Att.-Avg.	23-5.5	13-3.8
Passing Yards	261	288
Sacks	40-25-2	39-24-0
Att.-Comp.-Int.	3-16	1-2
Punts-Avg.	3-51.0	6-40.5
Penalties	6-55	7-67
Fumbles-Lost	1-1	1-0
Time of Poss.	33:25	26:35

POSTSEASON EXPERIENCE AS STEELERS (49)

Games	Player(s)	Name
9	1	K Chris Boswell
8	1	DT Cameron Heyward
3	4	LB T.J. Watt S Minkah Fitzpatrick
		WR Dontae Johnson LB Alex Highsmith
2	10	T Chukwuma Okorafor T Dan Moore Jr. TE Pat Freiermuth RB Najee Harris P Pressley Harvin III S Miles Killebrew LS Christian Kuntz DT Montravius Adams Sr. DL Isaiahh Loudermilk CB James Pierre
1	33	T Broderick Jones G Isaac Seumalo G James Daniels C Mason Cole QB Mason Rudolph WR George Pickens RB Najee Harris RB Jaylen Warren WR Calvin Austin III WR Allen Robinson II TE Darnell Washington TE Connor Heyward WR Miles Boykin TE Rodney Williams CB Patrick Peterson S Eric Rowe LB Markus Golden DL Larry Ogunjobi CB Joey Porter Jr. LB Elandon Roberts CB Levi Wallace DT Keanuu Benton LB Mykal Walker LB Myles Jack LB Mark Robinson LB Nick Herbig CB Chandon Sullivan S Damontae Kazee DL Armon Watts LB Kyron Johnson RB Godwin Igwebuike G Nate Herbig G Spencer Anderson

POSTSEASON EXPERIENCE ON OTHER NFL TEAMS (26)

Games	Player(s)	Name
11	1	LB Elandon Roberts (New England, Miami)
9	1	G Isaac Seumalo (Philadelphia)
7	1	S Eric Rowe (New England, Miami)
6	1	CB Chandon Sullivan (Green Bay, Minnesota)
5	2	S Keanu Neal (Atlanta) CB Levi Wallace (Buffalo)
4	2	CB Patrick Peterson (Arizona, Minnesota) LB Jaylen Smith (Dallas, N.Y. Giants)
3	6	WR Miles Boykin (Baltimore) LB Myles Jack (Jacksonville) S Damontae Kazee (Atlanta, Dallas) LB Blake Martinez (Green Bay) DT Larry Ogunjobi (Cleveland, Cincinnati) QB Mitch Trubisky (Chicago)
2	5	DT Montravius Adams Sr. (Green Bay) LB Kwon Alexander (San Francisco) LB Markus Golden (Arizona) G Nate Herbig (Philadelphia) WR Allen Robinson II (Chicago)
1	7	G James Daniels (Chicago) DL Breiden Fehoko (L.A. Chargers) LB Cole Holcomb (Washington) RB Godwin Igwebuike (Seattle) S Miles Killebrew (Detroit) S Nate Meadors (Minnesota) DL Armon Watts (Minnesota)

NO POSTSEASON EXPERIENCE (18)

CB Luq Barcoo, FB Jack Colletto, OL Dylan Cook, OL Kellen Diesch, S Jalen Elliott, WR Dez Fitzpatrick, DL DeMarvin Leal, DL Jonathan Marshall, OL Ryan McCollum, RB Anthony McFarland Jr., WR Denzel Mims, QB Trace McSorley, QB Kenny Pickett, S Elijah Riley, CB Darius Rush, S Trenton Thompson, CB Cory Trice Jr., WR Deuce Watts

SUPER BOWL EXPERIENCE (3)

Games	Player(s)	Name
3	1	Elandon Roberts (New England)
2	1	G Isaac Seumalo (Philadelphia)
1	1	S Keanu Neal (Atlanta)

PLAYOFF BERTHS SINCE 1970 AFL-NFL MERGER

Rank	Berths	Team
1.	33	Pittsburgh Steelers
2.	32	Dallas Cowboys
3.	29	Minnesota Vikings
4.	28	San Francisco 49ers
5.	27	New England Patriots
6.	26	Philadelphia Eagles
7.	25	Miami Dolphins
	25	Green Bay Packers
9.	24	Indianapolis Colts
	24	L.A. Rams

DIVISION TITLES SINCE 1970 AFL-NFL MERGER

Rank	Titles	Team
1.	24	Pittsburgh Steelers
2.	22	San Francisco 49ers
	22	Dallas Cowboys
4.	21	New England Patriots
5.	19	Minnesota Vikings
6.	16	Green Bay Packers
7.	15	Denver Broncos
	15	Indianapolis Colts
9.	14	L.A. Rams
	14	Kansas City Chiefs
10.	13	Miami Dolphins

POSTSEASON WINS SINCE 1970 AFL-NFL MERGER

Rank	Wins	Team
1.	37	San Francisco 49ers
2.	36	Pittsburgh Steelers
	36	New England Patriots
4.	35	Dallas Cowboys
5.	25	Green Bay Packers
6.	23	L.A. Rams
	23	Denver Broncos
8.	22	Las Vegas Raiders
9.	21	Philadelphia Eagles
	21	N.Y. Giants

STEELERS IN THE POSTSEASON (36-30)

Year	Record	Game	Date	Opponent	Attendance	Steelers	Opponent	Result
1947	8-4	Eastern Division Playoff	12/21/1947	Philadelphia	35,729	0	21	L
1962	9-5	Playoff Bowl	01/06/1963	Detroit	36,284	10	17	L
1972*	11-3	AFC Divisional Playoff	12/23/1972	Oakland	50,327	13	7	W
		AFC Championship	12/31/1972	Miami	50,845	17	21	L
1973	10-4	AFC Divisional Playoff	12/22/1973	at Oakland	52,646	14	33	L
1974*+	10-3-1	AFC Divisional Playoff	12/22/1974	Buffalo	49,841	32	14	W
		AFC Championship	12/29/1974	at Oakland	53,800	24	13	W
		Super Bowl IX	01/12/1975	Minnesota	80,997	16	6	W
1975*+	12-2	AFC Divisional Playoff	12/27/1975	Baltimore	49,557	28	10	W
		AFC Championship	01/04/1976	Oakland	50,609	16	10	W
		Super Bowl X	01/18/1976	Dallas	80,187	21	17	W
1976*	10-4	AFC Divisional Playoff	12/19/1976	at Baltimore	59,296	40	14	W
		AFC Championship	12/26/1976	at Oakland	53,821	7	24	L
1977*	9-5	AFC Divisional Playoff	12/24/1977	at Denver	75,059	21	34	L
1978*+	14-2	AFC Divisional Playoff	12/30/1978	Denver	50,230	33	10	W
		AFC Championship	01/07/1979	Houston	50,725	34	5	W
		Super Bowl XIII	01/21/1979	Dallas	79,484	35	31	W
1979*+	12-4	AFC Divisional Playoff	12/30/1979	Miami	50,214	34	14	W
		AFC Championship	01/06/1980	Houston	50,475	27	13	W
		Super Bowl XIV	01/20/1980	L.A. Rams	103,985	31	19	W
1982	6-3	AFC Wild Card	01/09/1983	San Diego	53,546	28	31	L
1983*	10-6	AFC Divisional Playoff	01/01/1984	at L.A. Raiders	90,380	10	38	L
1984*	9-7	AFC Divisional Playoff	12/30/1984	at Denver	74,981	24	17	W
		AFC Championship	01/06/1985	at Miami	76,029	28	45	L
1989	9-7	AFC Wild Card Game	12/31/1989	at Houston	58,306	26	23	W, OT
		AFC Divisional Playoff	01/07/1990	at Denver	75,868	23	24	L
1992*	11-5	AFC Divisional Playoff	01/09/1993	Buffalo	60,407	3	24	L
1993	9-7	AFC Wild Card Game	01/08/1994	at Kansas City	75,868	24	27	L, OT
1994*	12-4	AFC Divisional Playoff	01/07/1995	Cleveland	58,185	29	9	W
		AFC Championship	01/15/1995	San Diego	61,545	13	17	L
1995*+	11-5	AFC Divisional Playoff	01/06/1996	Buffalo	50,072	40	21	W
		AFC Championship	01/14/1996	Indianapolis	61,062	20	16	W
		Super Bowl XXX	01/28/1996	Dallas	76,347	17	27	L
1996*	10-6	AFC Wild Card Game	12/29/1996	Indianapolis	58,078	42	14	W
		AFC Divisional Playoff	01/05/1997	at New England	60,188	3	28	L
1997*	11-5	AFC Divisional Playoff	01/03/1998	New England	61,228	7	6	W
		AFC Championship	01/11/1998	Denver	61,382	21	24	L
2001*	13-3	AFC Divisional Playoff	01/20/2002	Baltimore	63,976	27	10	W
		AFC Championship	01/27/2002	New England	64,704	17	24	L
2002#	10-5-1	AFC Wild Card Game	01/05/2003	Cleveland	62,595	36	33	W
		AFC Divisional Playoff	01/11/2003	at Tennessee	68,809	31	34	L, OT
2004#	15-1	AFC Divisional Playoff	01/15/2005	N.Y. Jets	64,915	20	17	W, OT
		AFC Championship	01/23/2005	New England	65,242	27	41	L
2005+	11-5	AFC Wild Card Game	01/08/2006	at Cincinnati	65,870	31	17	W
		AFC Divisional Playoff	01/15/2006	at Indianapolis	57,449	21	18	W
		AFC Championship Game	01/22/2006	at Denver	76,174	34	17	W
		Super Bowl XL	02/05/2006	Seattle	68,206	21	10	W
2007#	10-6	AFC Wild Card Game	01/05/2008	Jacksonville	63,629	29	31	L
2008#+	12-4	AFC Divisional Playoff	01/11/2009	San Diego	63,899	35	24	W
		AFC Championship Game	01/18/2009	Baltimore	65,350	23	14	W
		Super Bowl XLIII	02/01/2009	Arizona	70,774	27	23	W
2010#	12-4	AFC Divisional Playoff	01/15/2011	Baltimore	64,879	31	24	W
		AFC Championship Game	01/23/2011	New York Jets	66,662	24	19	W
		Super Bowl XLV	02/06/2011	Green Bay	103,219	25	31	L
2011	12-4	AFC Wild Card Game	01/08/2012	at Denver	75,970	23	29	L, OT
2014#	11-5	AFC Wild Card Game	01/03/2015	Baltimore	62,780	17	30	L

STEELERS IN THE POSTSEASON (36-30)

Year	Record	Game	Date	Opponent	Attendance	Steelers	Opponent	Result
2015	10-6	AFC Wild Card Game	01/09/2016	at Cincinnati	63,257	18	16	W
		AFC Divisional Playoff	01/17/2016	at Denver	79,956	16	23	L
2016#	11-5	AFC Wild Card Game	01/08/2017	Miami	66,726	30	12	W
		AFC Divisional Playoff	01/15/2017	at Kansas City	75,678	18	16	W
		AFC Championship Game	01/22/2017	at New England	66,829	36	17	L
2017#	13-3	AFC Divisional Playoff	01/14/2018	Jacksonville	64,524	42	45	L
2020#	12-4	AFC Wild Card Game	01/03/2021	Cleveland	-	37	48	L
2021	9-7-1	AFC Wild Card Game	01/16/2022	at Kansas City	73,253	21	42	L
2023	10-7	AFC Wild Card Game	01/15/2024	at Buffalo	70,040	17	31	L
*AFC Central Champion								
#AFC North Champion								
+AFC Champion								

MOST GAMES

Rk.	No.	Name
1.	23	Ben Roethlisberger (2004-21)
2.	20	Larry Brown (1972-83)
3.	19	Mel Blount (1972-83)
		Terry Bradshaw (1972-82)
		Franco Harris (1972-83)
		Donnie Shell (1974-84)
		Mike Webster (1974-84)
8.	18	Hines Ward (2001-11)
		James Harrison (2002, 2004-12, 2014-16)
		Rocky Bleier (1972-79)
		L.C. Greenwood (1972-79)
		Jack Lambert (1974-84)
		Gerry Mullins (1972-79)
		John Stallworth (1972-79)
		Dwight White (1972-79)

MOST POINTS (CAREER)

Rk.	No.	Name
1.	102	Franco Harris (1972-83)
2.	85	Jeff Reed (2003-10)
3.	81	Roy Gerela (1972-78)
4.	72	John Stallworth (1974-84)
5.	68	Chris Boswell (2015-23)
		Gary Anderson (1982-94)
7.	60	Hines Ward (2001-11)
8.	54	Jerome Bettis (1996-2005)
		Lynn Swann (1974-82)
10.	46	Norm Johnson (1995-97)

MOST POINTS (GAME)

Rk.	No.	Name
1.	18	Chris Boswell (01/15/2017 at Kansas City)
		Franco Harris (12/22/1974 vs. Buffalo)
3.	16	Norm Johnson (01/06/1996 vs. Buffalo)
4.	14	Gary Anderson (12/31/1989 at Houston Oilers)
5.	12	22 times
		Last: Chase Claypool (01/10/2021 vs. Cleveland)

MOST TOUCHDOWNS (CAREER)

Rk.	No.	Name
1.	17	Franco Harris (1972-83)
2.	12	John Stallworth (1974-84)
3.	10	Hines Ward (2001-11)
4.	9	Lynn Swann (1974-82)
		Jerome Bettis (1996-05)
6.	6	Rocky Bleier (1972-79)
7.	5	Kordell Stewart (1995-2001)
8.	4	Eight different players

MOST TOUCHDOWNS (GAME)

Rk.	No.	Name
1.	3	Franco Harris (12/22/1974 vs. Buffalo)
2.	2	21 times
		Last: Chase Claypool (01/10/2021 vs. Cleveland)

MOST FIELD GOALS (CAREER)

Rk.	No.	Name
1.	17	Chris Boswell (2015-23)
2.	16	Jeff Reed (2003-10)
3.	15	Roy Gerela (1972-78)
		Gary Anderson (1982-94)
5.	10	Norm Johnson (1995-97)

MOST FIELD GOALS (GAME)

Rk.	No.	Name
1.	*6	Chris Boswell (01/15/2017 at Kansas City)
2.	4	Chris Boswell (01/09/2016 at Cincinnati)
		Norm Johnson (01/06/1996 vs. Buffalo)
		Gary Anderson (12/31/1989 at Houston Oilers)
5.	3	Six times
		Last: Chris Boswell (01/17/2016 at Denver)

MOST CONSECUTIVE FIELD GOALS (CAREER)

Rk.	No.	Name
1.	17	Chris Boswell (01/09/2016 at CIN - 01/15/2023 at BUF)

LONGEST FIELD GOAL

Rk.	No.	Name
1.	50	Gary Anderson (12/31/1989 at Houston Oilers)
		Norm Johnson (12/29/1996 vs. Indianapolis)
3.	49	Chris Boswell (01/10/2021 vs. Cleveland)
4.	48	Gary Anderson (12/31/1989 at Houston Oilers)
5.	47	Chris Boswell (01/17/2016 at Denver)
		Jeff Reed (01/22/2006 at Denver)
		Shaun Suisham (01/03/2015 vs. Baltimore)
8.	46	Norm Johnson (01/28/1996 vs. Dallas)
		Kris Brown (01/20/2002 vs. Baltimore)
		Jeff Reed (01/18/2009 vs. Baltimore)

MOST FIELD GOAL ATTEMPTS (CAREER)

Rk.	No.	Name
1.	26	Roy Gerela (1972-78)
2.	19	Gary Anderson (1982-94)
3.	18	Jeff Reed (2002-10)
4.	17	Chris Boswell (2015-23)
5.	12	Norm Johnson (1995-97)

MOST FIELD GOAL ATTEMPTS (GAME)

Rk.	No.	Name
1.	6	Chris Boswell (01/15/2017 at Kansas City)
2.	4	Seven times
		Last: Chris Boswell (01/09/2016 at Cincinnati)
9.	3	10 times
		Last: Chris Boswell (01/17/2016 at Denver)

MOST EXTRA POINTS MADE (CAREER)

Rk.	No.	Name
1.	37	Jeff Reed (2003-10)
2.	36	Roy Gerela (1972-78)
3.	23	Gary Anderson (1982-94)
4.	17	Chris Boswell (2015-23)
5.	16	Norm Johnson (1995-97)

MOST EXTRA POINTS MADE (GAME)

Rk.	No.	Name
1.	6	Chris Boswell (01/14/2018 vs. Jacksonville)
2.	5	Roy Gerela (01/21/1979 vs. Dallas)
		Jeff Reed (01/11/2009 vs. San Diego)
4.	4	12 times
		Last: Shaun Suisham (01/15/2011 vs. Baltimore)

MOST EXTRA POINTS ATTEMPTED (CAREER)

Rk.	No.	Name
1.	42	Roy Gerela (1971-78)
2.	37	Jeff Reed (2002-2010)
3.	23	Gary Anderson (1982-94)
4.	19	Chris Boswell (2015-23)
5.	16	Norm Johnson (1995-97)

MOST EXTRA POINTS ATTEMPTED (GAME)

Rk.	No.	Name
1.	6	Chris Boswell (01/14/2018 vs. Jacksonville)
2.	5	Roy Gerela (01/21/1979 vs. Dallas) Jeff Reed (01/11/2009 vs. San Diego)
4.	4	13 times Last: Chris Boswell (01/08/2017 vs. Miami)

MOST RUSHING YARDS (CAREER)

Rk.	No.	Name
1.	1,556	Franco Harris (1972-83)
2.	674	Jerome Bettis (1996-05)
3.	480	Rocky Bleier (1972-79)
4.	471	Willie Parker (2005-08)
5.	424	Le'Veon Bell (2016-17)
6.	284	Barry Foster (1992-94)
7.	282	Kordell Stewart (1995-2001)
8.	274	Terry Bradshaw (1972-82)
9.	250	Bam Morris (1994-95)
10.	247	Merril Hoge (1989-93)

MOST RUSHING YARDS (GAME)

Rk.	No.	Name
1.	170	Le'Veon Bell (01/15/2017 at Kansas City)
2.	167	Le'Veon Bell (01/08/2017 vs. Miami)
3.	158	Franco Harris (01/12/1975 vs. Minnesota)
4.	153	Franco Harris (12/27/1975 vs. Baltimore)
5.	146	Willie Parker (01/11/2009 vs. San Diego)
6.	133	Barry Foster (01/07/1995 vs. Cleveland)
7.	132	Franco Harris (12/19/1976 at Baltimore)
8.	121	Rashard Mendenhall (01/23/2011 vs. N.Y. Jets) Isaac Redman (01/08/2012 at Denver)
10.	120	Merril Hoge (01/07/1990 at Denver)

MOST RUSHING ATTEMPTS (CAREER)

Rk.	No.	Name
1.	400	Franco Harris (1972-83)
2.	199	Jerome Bettis (1996-05)
3.	141	Rocky Bleier (1972-79)
4.	127	Willie Parker (2005-08)
5.	81	Le'Veon Bell (2016-17)
6.	76	Ben Roethlisberger (2004-21)
7.	75	Bam Morris (1994-95)
8.	64	Barry Foster (1992-94)
9.	61	Rashard Mendenhall (2010)
10.	55	Amos Zereoue (2001-02)

MOST RUSHING ATTEMPTS (GAME)

Rk.	No.	Name
1.	34	Franco Harris (01/12/1975 vs. Minnesota)
2.	30	Le'Veon Bell (01/15/2017 at Kansas City)
3.	29	Le'Veon Bell (01/08/2017 vs. Miami) Franco Harris (12/29/1974 at Oakland)
5.	28	Franco Harris (12/24/1977 at Denver)
6.	27	Willie Parker (01/11/2009 vs. San Diego) Franco Harris (12/27/1975 vs. Baltimore) Franco Harris (01/18/1976 vs. Dallas) Franco Harris (01/04/1976 vs. Oakland) Rashard Mendenhall (01/23/2011 vs. N.Y. Jets) Jerome Bettis (01/15/2005 vs. N.Y. Jets)

MOST RUSHING TOUCHDOWNS (CAREER)

Rk.	No.	Name
1.	16	Franco Harris (1972-83)
2.	9	Jerome Bettis (1996-05)
3.	4	Rocky Bleier (1972-79) Bam Morris (1994-95) Kordell Stewart (1995-2001) Amos Zereoue (2001-02) Rashard Mendenhall (2010)
8.	3	Le'Veon Bell (2016-17) Terry Bradshaw (1972-82) Reggie Harrison (1974-77) Willie Parker (2005-08) Ben Roethlisberger (2004-21)

MOST RUSHING TOUCHDOWNS (GAME)

Rk.	No.	Name
1.	3	Franco Harris (12/22/1974 vs. Buffalo)
2.	2	13 times Last: Le'Veon Bell (01/08/2017 vs. Miami)

HIGHEST AVG. PER RUSH (CAREER) - MIN. 20 ATT.

Rk.	No.	Name
1.	7.13	Isaac Redman (2010-2011)
2.	6.33	Merril Hoge (1989-93)
3.	5.27	Terry Bradshaw (1972-82)
4.	5.23	Le'Veon Bell (2016-17)
5.	5.22	Kordell Stewart (1995-2001)
6.	5.13	Frank Pollard (1982-84)
7.	4.71	Walter Abercrombie (1982-84, 1988)
8.	4.44	Barry Foster (1992, 1994)
9.	4.33	Tim Worley (1989)
10.	4.00	Reggie Harrison (1974-77)

LONGEST RUNS FROM SCRIMMAGE

Rk.	No.	Name
1.	75	Willie Parker (02/05/2006 vs. Seattle)
2.	50	Franco Harris (12/19/1976 at Baltimore)
3.	49	Merril Hoge (12/31/1989 at Houston Oilers)
4.	45	Merril Hoge (01/07/1990 at Denver)
5.	44	Martavis Bryant (01/09/2016 at Cincinnati)
6.	40	Martavis Bryant (01/17/2016 at Denver) Kordell Stewart (01/03/1998 vs. New England)
8.	38	Le'Veon Bell (01/15/2017 at Kansas City)
9.	36	Amos Zereoue (01/05/2003 vs. Cleveland)
10.	35	Rashard Mendenhall (01/03/2011 vs. N.Y. Jets)

MOST YARDS PASSING (CAREER)

Rk.	No.	Name
1.	5,972	Ben Roethlisberger (2004-21)
2.	3,833	Terry Bradshaw (1972-82)
3.	1,690	Neil O'Donnell (1992-95)
4.	744	Kordell Stewart (1995-97, 2001)
5.	633	Tommy Maddox (2002)
6.	558	Mark Malone (1983-84)
7.	356	Bubby Brister (1989)
8.	286	Mike Tomczak (1994-97)
9.	229	Mason Rudolph (2023)
10.	187	Cliff Stoudt (1982-83)

MOST YARDS PASSING (GAME)

Rk.	No.	Name
1.	501	Ben Roethlisberger (01/10/2021 vs. Cleveland)
2.	469	Ben Roethlisberger (01/14/2018 vs. Jacksonville)
3.	367	Tommy Maddox (01/05/2003 vs. Cleveland)
4.	349	Neil O'Donnell (01/15/1995 vs. San Diego)
5.	339	Ben Roethlisberger (01/17/2016 at Denver)
6.	337	Ben Roethlisberger (01/05/2008 vs. Jacksonville)
7.	334	Ben Roethlisberger (01/03/2015 vs. Baltimore)
8.	325	Terry Bradshaw (01/09/1983 vs. San Diego)
9.	318	Terry Bradshaw (01/21/1979 vs. Dallas)
10.	314	Ben Roethlisberger (01/22/2017 at New England)

MOST PASSING ATTEMPTS (CAREER)

Rk.	No.	Name
1.	788	Ben Roethlisberger (2004-21)
2.	456	Terry Bradshaw (1972-82)
3.	273	Neil O'Donnell (1992-95)
4.	142	Kordell Stewart (1995-2001)
5.	89	Tommy Maddox (2002)
6.	71	Mark Malone (1983-84)
7.	62	Bubby Brister (1989)
8.	50	Mike Tomczak (1994-97)
9.	39	Mason Rudolph (2023)
10.	20	Cliff Stoudt (1982-83)

MOST PASSING ATTEMPTS (GAME)

Rk.	No.	Name
1.	68	Ben Roethlisberger (01/10/2021 vs. Cleveland)
2.	58	Ben Roethlisberger (01/14/2018 vs. Jacksonville)
3.	54	Neil O'Donnell (01/15/1995 vs. San Diego)
4.	49	Neil O'Donnell (01/28/1996 vs. Dallas)
5.	48	Tommy Maddox (01/05/2003 vs. Cleveland)
6.	47	Ben Roethlisberger (01/22/2017 at New England)
7.	45	Ben Roethlisberger (01/03/2015 vs. Baltimore)
8.	44	Ben Roethlisberger (01/16/2022 at Kansas City)
9.	42	Ben Roethlisberger (01/05/2008 vs. Jacksonville)
		Kordell Stewart (01/27/2002 vs. New England)
		Neil O'Donnell (01/08/1994 at Kansas City)

MOST PASSES COMPLETED (CAREER)

Rk.	No.	Name
1.	498	Ben Roethlisberger (2004-21)
2.	261	Terry Bradshaw (1972-82)
3.	158	Neil O'Donnell (1992-95)
4.	69	Kordell Stewart (1995-2001)
5.	51	Tommy Maddox (2002)
6.	40	Mark Malone (1983-84)
7.	34	Bubby Brister (1989)
8.	29	Mike Tomczak (1994-97)
9.	22	Mason Rudolph (2023)
10.	10	Cliff Stoudt (1982-83)

MOST PASSES COMPLETED (GAME)

Rk.	No.	Name
1.	47	Ben Roethlisberger (01/10/2021 vs. Cleveland)
2.	37	Ben Roethlisberger (01/14/2018 vs. Jacksonville)
3.	32	Neil O'Donnell (01/15/1995 vs. San Diego)
4.	31	Ben Roethlisberger (01/22/2017 at New England)
		Ben Roethlisberger (01/03/2014 vs. Baltimore)
6.	30	Tommy Maddox (01/05/2003 vs. Cleveland)
7.	29	Ben Roethlisberger (01/16/2022 at Kansas City)
		Ben Roethlisberger (01/05/2008 vs. Jacksonville)
9.	28	Neil O'Donnell (01/28/1996 vs. Dallas)
		Terry Bradshaw (01/09/1983 vs. Dan Diego)

MOST CONSECUTIVE COMPLETIONS

Rk.	No.	Name
1.	14	Ben Roethlisberger (01/14/2018 vs. Jacksonville)
		Terry Bradshaw (01/09/1983 vs. San Diego)
3.	13	Ben Roethlisberger (01/22/2017 at New England)

LONGEST PASS COMPLETIONS

Rk.	No.	Name
1.	76t	Terry Bradshaw to Frank Lewis (12/19/1976 at Baltimore)
2.	75t	Terry Bradshaw to John Stallworth (01/21/1979 vs. Dallas)
3.	73t	Terry Bradshaw to John Stallworth (01/20/1980 vs. L.A. Rams)
4.	65t	Ben Roethlisberger to Santonio Holmes (01/18/2009 vs. Baltimore)
		65t Mark Malone to John Stallworth (01/06/1985 at Miami)
6.	64t	Terry Bradshaw to Lynn Swann (01/18/1976 vs. Dallas)
7.	62t	Ben Roethlisberger to Antonio Brown (01/08/2017 vs. Miami)
8.	60	Terry Bradshaw to Franco Harris (12/23/1972 vs. Oakland)
9.	58	Ben Roethlisberger to Antonio Brown (01/15/2011 vs. Baltimore)
		58 Ben Roethlisberger to Darrius Heyward-Bey (01/17/2016 at Denver)
		58 Cliff Stout to John Stallworth (01/20/1980 at L.A. Raiders)

HIGHEST COMPLETION PCT. (CAREER) - MIN. 50 ATT.

Rk.	No.	Name
1.	63.2	Ben Roethlisberger (498-788, 2004-21)
2.	58.0	Mike Tomczak (29-50, 1994-97)
3.	57.9	Neil O'Donnell (133-232, 1992-95)
4.	57.3	Tommy Maddox (51-89, 2002)
5.	57.2	Terry Bradshaw (261-456, 1972-82)
6.	56.3	Mark Malone (40-71, 1983-84)
7.	54.8	Bubby Brister (34-62, 1989)
8.	48.6	Kordell Stewart (69-142, 1995-2001)

HIGHEST COMPLETION PCT. (GAME) - MIN. 15 ATT.

Rk.	No.	Name
1.	77.8	Terry Bradshaw (14-18, 12/19/1976 at Baltimore)
2.	73.7	Ben Roethlisberger (14-19, 01/08/2006 at Cincinnati)
3.	72.4	Ben Roethlisberger (21-29, 01/22/2006 at Denver)
4.	72.2	Ben Roethlisberger (13-18, 01/08/2017 vs. Miami)
5.	71.8	Terry Bradshaw (28-39, 01/09/1983 vs. San Diego)
6.	70.0	Ben Roethlisberger (21-30, 02/01/2009 vs. Arizona)
7.	69.6	Neil O'Donnell (16-23, 01/07/1995 vs. Cleveland)
8.	69.1	Ben Roethlisberger (01/10/2021 vs. Cleveland)
9.	69.0	Ben Roethlisberger (29-42, 01/05/2008 vs. Jacksonville)
10.	68.9	Ben Roethlisberger (31-45, 01/03/2015 vs. Baltimore)

MOST TOUCHDOWN PASSES (CAREER)

Rk.	No.	Name
1.	36	Ben Roethlisberger (2004-21)
2.	30	Terry Bradshaw (1972-82)
3.	9	Neil O'Donnell (1992-95)
4.	5	Tommy Maddox (2002)
5.	4	Mark Malone (1983-84)
6.	2	Mason Rudolph (2023)
		Kordell Stewart (1995-2001)
8.	1	Bubby Brister (1989)
		Cliff Stoudt (1982-83)
		Antwaan Randle El (2002-10)

MOST TOUCHDOWN PASSES (GAME)

Rk.	No.	Name
1.	5	Ben Roethlisberger (01/14/2018 vs. Jacksonville)
2.	4	Ben Roethlisberger (01/10/2021 vs. Cleveland)
		Terry Bradshaw (01/21/1979 vs. Dallas)
4.	3	Terry Bradshaw (12/19/1976 at Baltimore)
		Mark Malone (01/06/1985 at Miami)
		Neil O'Donnell (01/08/1994 at Kansas City)
		Tommy Maddox (01/05/2003 vs. Cleveland)
		Ben Roethlisberger (01/08/2006 at Cincinnati)
10.	2	19 times
		Last: Mason Rudolph (01/15/2024 at Buffalo)

MOST PASSES INTERCEPTED (CAREER)

Rk.	No.	Name
1.	28	Ben Roethlisberger (2004-21)
2.	26	Terry Bradshaw (1972-82)
3.	8	Kordell Stewart (1995-2001)
		Neil O'Donnell (1992-95)
5.	4	Mike Tomczak (1994, 1996-97)
6.	3	Tommy Maddox (2002)
		Mark Malone (1983-84)
8.	1	Mason Rudolph (2023)
		Landry Jones (2015)
		Cliff Stoudt (1982-83)

MOST PASSES INTERCEPTED (GAME)

Rk.	No.	Name
1.	4	Ben Roethlisberger (01/10/2021 vs. Cleveland)
2.	3	10 times
		Last: Ben Roethlisberger (01/05/2008 vs. Jacksonville)

MOST RECEPTIONS (CAREER)

Rk.	No.	Name
1.	88	Hines Ward (2001-11)
2.	57	John Stallworth (1974-84)
3.	51	Antonio Brown (2010-17)
		Franco Harris (1972-83)
5.	49	Heath Miller (2005-15)
6.	48	Lynn Swann (1974-82)
7.	43	Ernie Mills (1992-96)
8.	31	Andre Hastings (1993-96)
9.	27	Antwaan Randle El (2002, 2004-05, 2010)
10.	26	Yancey Thigpen (1992-97)

MOST RECEPTIONS (GAME)

Rk.	No.	Name
1.	13	JuJu Smith-Schuster (01/10/2021 vs. Cleveland)
2.	11	Diontae Johnson (01/10/2021 vs. Cleveland)
		Franco Harris (01/09/1983 vs. San Diego)
		Hines Ward (01/05/2003 vs. Cleveland)
5.	10	Vance McDonald (01/14/2018 vs. Jacksonville)
		John Stallworth (12/30/1978 vs. Denver)
		Andre Hastings (01/28/1996 vs. Dallas)
		Hines Ward (01/15/2005 vs. N.Y. Jets)
		Hines Ward (01/05/2008 vs. Jacksonville)
10.	9	Le'Veon Bell (01/14/2018 vs. Jacksonville)
		Santonio Holmes (02/01/2009 vs. Arizona)
		Mike Wallace (02/06/2011 vs. Green Bay)
		Antonio Brown (01/03/2015 vs. Baltimore)
		Martavis Bryant (01/17/2016 at Denver)

MOST YARDS RECEIVING (CAREER)

Rk.	No.	Name
1.	1,181	Hines Ward (2001-11)
2.	1,054	John Stallworth (1974-84)
3.	907	Lynn Swann (1974-82)
4.	837	Antonio Brown (2010-17)
5.	587	Heath Miller (2005-15)
		Ernie Mills (1992-96)
7.	504	Franco Harris (1972-83)
8.	378	Plaxico Burress (2001-04)
9.	365	Antwaan Randle El (2002, 2004-05, 2010)
10.	352	Yancey Thigpen (1992-97)

MOST YARDS RECEIVING (GAME)

Rk.	No.	Name
1.	161	Lynn Swann (01/18/1976 vs. Dallas)
2.	157	JuJu Smith-Schuster (01/10/2021 vs. Cleveland)
3.	156	John Stallworth (12/30/1978 vs. Denver)
4.	154	Martavis Bryant (01/17/2016 at Denver)
5.	135	Hines Ward (01/05/2008 vs. Jacksonville)
6.	132	Antonio Brown (01/14/2018 vs. Jacksonville)
7.	131	Santonio Holmes (02/01/2009 vs. Arizona)
8.	124	Antonio Brown (01/08/2017 vs. Miami)
		Lynn Swann (01/21/1979 vs. Dallas)
10.	123	Hines Ward (02/05/2006 vs. Seattle)

MOST TOUCHDOWNS RECEIVING (CAREER)

Rk.	No.	Name
1.	12	John Stallworth (1974-84)
2.	10	Hines Ward (2001-11)
3.	9	Lynn Swann (1974-82)
4.	4	Antonio Brown (2010-17)
		Heath Miller (2005-15)
6.	3	Martavis Bryant (2014-15, '17)
		Santonio Holmes (2007-08)
		Plaxico Burress (2001-2004)
9.	2	12 times

MOST TOUCHDOWNS RECEIVING (GAME)

Rk.	No.	Name
1.	2	Seven times
		Last: Chase Claypool (01/10/2021 vs. Cleveland)

MOST CONSECUTIVE GAMES WITH A RECEPTION

Rk.	No.	Name
1.	17	John Stallworth (12/29/1974 at OAK - 01/06/1985 at MIA)
	17	Hines Ward (01/20/2002 vs. BLT - 02/06/2011 vs. GB)
3.	13	Lynn Swann (12/27/1975 vs. BLT - 01/09/1983 vs. SD)

MOST PUNTS (CAREER)

Rk.	No.	Name
1.	49	Bobby Walden (1972-76)
2.	36	Josh Miller (1996-2001)
3.	26	Chris Gardocki (2004-05) Craig Colquitt (1978-84)
5.	25	Jordan Berry (2015-21)
6.	19	Mark Royals (1992-94)
7.	14	Mitch Berger (2008)
8.	12	Tom Rouen (2002)
	12	Jeremy Kapinos (2010-11)
	12	Rohn Stark (1995)

MOST PUNTS (GAME)

Rk.	No.	Name
1.	9	Bob Cifers (12/21/1947 at Philadelphia) Josh Miller (01/03/1998 vs. New England) Josh Miller (01/05/1997 at New England)
4.	8	Craig Colquitt (01/01/1984 at L.A. Raiders)
5.	7	Pressley Harvin III (01/16/2022 at Kansas City)
		Jordan Berry (01/09/2016 at Cincinnati)
		Mitch Berger (01/18/2009 vs. Baltimore)
		Bobby Walden (12/26/1976 at Oakland)
		Bobby Walden (01/12/1975 vs. Minnesota)
10.	6	Eight times
		Last: Jordan Berry (01/17/2016 at Denver)

HIGHEST PUNT AVG. (CAREER) - MIN. 10 PUNTS

Rk.	No.	Name
1.	47.42	Jeremy Kapinos (2010-11)
2.	45.64	Pressley Harvin III (2021-23)
3.	42.92	Chris Gardocki (2004-05)
4.	42.50	Mitch Berger (2008)
5.	42.08	Craig Colquitt (1978-84)
6.	41.74	Mark Royals (1992-94)
7.	41.48	Bobby Walden (1972-76)
8.	40.12	Jordan Berry (2015-21)
9.	39.53	Josh Miller (1996)
10.	38.08	Rohn Stark (1995)

HIGHEST PUNT AVG. (GAME) - MIN. 3 PUNTS

Rk.	No.	Name
1.	51.25	Bobby Walden (12/31/1972 vs. Miami)
2.	51.00	Craig Colquitt (01/06/1980 vs. Houston Oilers)
	51.00	Jeremy Kapinos (02/06/2011 vs. Green Bay)
4.	49.71	Pressley Harvin III (01/16/2022 at Kansas City)
5.	48.67	Chris Gardocki (02/05/2006 vs. Seattle)
6.	48.50	Jeremy Kapinos (01/15/2011 vs. Baltimore)
7.	48.17	Bobby Walden (12/23/1976 vs. Oakland)
8.	48.00	Mitch Berger (01/11/2009 vs. San Diego)
9.	47.00	Chris Gardocki (01/08/2006 at Cincinnati)
10	46.33	Mitch Berger (02/01/2009 vs. Arizona)

LONG PUNTS

Rk.	No.	Name
1.	66	Craig Colquitt (01/06/1980 vs. Houston Oilers)
2.	62	Jeremy Kapinos (01/08/2012 at Denver)
3.	61	Bobby Walden (12/23/1972 vs. Oakland)
4.	60	Chris Gardocki (02/05/2006 vs. Seattle)
		Bobby Walden (12/31/1972 vs. Miami)
6.	59	Josh Miller (12/29/1996 vs. Indianapolis)
		Jordan Berry (01/10/2021 vs. Cleveland)
		Bobby Walden (01/18/1976 vs. Dallas)
9.	56	Pressley Harvin III (01/16/2022 vs. Kansas City)
		Jeremy Kapinos (02/06/2011 vs. Green Bay)

MOST PUNT RETURNS (CAREER)

Rk.	No.	Name
1.	26	Antwaan Randle El (2002-10)
2.	23	Theo Bell (1976-79)
3.	14	Glen Edwards (1972-77)
4.	12	Lynn Swann (1974-82)
		Antonio Brown (2010-16)
6.	10	Rod Woodson (1989-96)
		Jahine Arnold (1996)
8.	7	Santonio Holmes (2007-08)
	7	Andre Hastings (1993-96)
	7	Troy Edwards (2001)

MOST PUNT RETURNS (GAME)

Rk.	No.	Name
1.	6	Theo Bell (01/07/1979 vs. Houston Oilers)
2.	5	Antwaan Randle El (01/15/2006 at Indianapolis)
		Jahine Arnold (01/05/1997 at New England)
		Jahine Arnold (12/29/1996 vs. Indianapolis)
5.	4	Eight times
		Last: Markus Wheaton (01/17/2016 at Denver)

MOST PUNT RETURN YARDS (CAREER)

Rk.	No.	Name
1.	288	Antwaan Randle El (2002-10)
2.	195	Theo Bell (1976-79)
3.	133	Glen Edwards (1972-77)
4.	111	Jahine Arnold (1996)
5.	103	Santonio Holmes (2007-08)
6.	97	Will Blackwell (1997)
7.	94	Troy Edwards (2001)
8.	92	Lynn Swann (1974-82)
9.	84	Andre Hastings (1993-96)
10.	62	Rod Woodson (1989-96)

MOST PUNT RETURN YARDS (GAME)

Rk.	No.	Name
1.	91	Theo Bell (01/07/1979 vs. Houston Oilers)
2.	78	Will Blackwell (01/03/1998 vs. New England)
3.	77	Antwaan Randle El (01/05/2003 vs. Cleveland)
		Jahine Arnold (12/29/1996 vs. Indianapolis)
5.	73	Santonio Holmes (01/11/2009 vs. San Diego)
6.	65	Troy Edwards (01/20/2002 vs. Baltimore)
7.	53	Andre Hastings (01/14/1996 vs. Indianapolis)
8.	50	Antwaan Randle El (01/15/2006 at Indianapolis)
9.	40	Antwaan Randle El (01/23/2005 vs. New England)
10.	39	Glen Edwards (12/23/1972 vs. Oakland)

MOST PUNT RETURN TOUCHDOWNS (CAREER)

Rk.	No.	Name
1.	1	Antwaan Randle El (2002-10)
	1	Santonio Holmes (2007-08)

MOST PUNT RETURN TOUCHDOWNS (GAME)

Rk.	No.	Name
1.	1	Antwaan Randle El (01/05/2003 vs. Cleveland)
	1	Santonio Holmes (01/11/2009 vs. San Diego)

HIGHEST PUNT RETURN AVG. (CAREER) - MIN. 10

Rk.	No.	Name
1.	11.10	Jahine Arnold (1996)
2.	11.08	Antwaan Randle El (2002-10)
3.	9.50	Glen Edwards (1972-77)
4.	8.48	Theo Bell (1976-79)
5.	7.67	Lynn Swann (1974-82)
6.	6.20	Rod Woodson (1989-96)
7.	4.75	Antonio Brown (2010-16)

HIGHEST PUNT RETURN AVG. (GAME) - MIN. 3

Rk.	No.	Name
1.	19.50	Will Blackwell (01/03/1998 vs. New England)
2.	19.25	Antwaan Randle-El (01/05/2003 vs. Cleveland)
3.	17.67	Andre Hastings (01/14/1996 vs. Indianapolis)
4.	16.25	Troy Edwards (01/20/2002 vs. Baltimore)
5.	15.40	Jahine Arnold (12/29/1996 vs. Indianapolis)
6.	15.16	Theo Bell (01/07/1979 vs. Houston Oilers)
7.	13.33	Antwaan Randle El (01/23/2005 vs. New England)
8.	13.00	Glen Edwards (12/23/1972 vs. Oakland)
9.	11.33	Lynn Swann (01/12/1975 vs. Minnesota)
10.	10.33	Theo Bell (12/30/1979 vs. Miami)

LONGEST PUNT RETURNS

Rk.	No.	Name
1.	67t	Santonio Holmes (01/11/2009 vs. San Diego)
2.	66t	Antwaan Randle El (01/05/2003 vs. Cleveland)
3.	58	Will Blackwell (01/03/1998 vs. New England)
4.	35	Troy Edwards (01/20/2002 vs. Baltimore)
5.	33	Andre Hastings (01/14/1996 vs. Indianapolis)
6.	31	Jahine Arnold (12/29/1996 vs. Indianapolis)
7.	28	Troy Edwards (01/20/2002 vs. Baltimore)
8.	25	Santonio Holmes (01/18/2009 vs. Baltimore)
9.	22	Antwaan Randle El (01/23/2005 vs. New England)
10.	20	Antwaan Randle El (01/15/2006 at Indianapolis)
		Antwaan Randle El (02/05/2006 vs. Seattle)

MOST KICKOFF RETURNS (CAREER)

Rk.	No.	Name
1.	17	Ernie Mills (1992-96)
2.	16	Larry Anderson (1978-79)
3.	13	Antonio Brown (2010-16)
4.	11	Ike Taylor (2004-2014)
5.	10	Rod Woodson (1989-96)
		Antwaan Randle El (2002-10)
7.	9	Ray-Ray McCloud III (2020-21)
		Preston Pearson (1972-74)
9.	8	Steve Davis (1972-74)
10.	7	Troy Edwards (2001)

MOST KICKOFF RETURNS (GAME)

Rk.	No.	Name
1.	6	Ray-Ray McCloud (01/10/2021 vs. Cleveland)
2.	5	Najeh Davenport (01/05/2008 vs. Jacksonville)
		Troy Edwards (01/27/2002 at New England)
		Ernie Mills (01/05/1997 vs. New England)
		Rich Erenberg (01/06/1985 at Miami)
		Larry Anderson (01/20/1980 vs. L.A. Rams)
7.	4	13 times
		Last: Antonio Brown (02/06/2011 vs. Green Bay)

MOST KICKOFF RETURN YARDS (CAREER)

Rk.	No.	Name
1.	387	Larry Anderson (1978-79)
2.	354	Ernie Mills (1992-96)
3.	257	Antonio Brown (2010-16)
4.	212	Ray-Ray McCloud (2020-21)
5.	206	Preston Pearson (1970-74)
6.	205	Steve Davis (1972-74)
7.	198	Ike Taylor (2004-11)
8.	183	Antwaan Randle El (2002-10)
9.	175	Rod Woodson (1989-96)
10.	136	Mel Blount (1972-83)

MOST KICKOFF RETURN YARDS (GAME)

Rk.	No.	Name
1.	162	Larry Anderson (01/20/1980 vs. L.A. Rams)
2.	146	Ray-Ray McCloud (01/10/2021 vs. Cleveland)
3.	106	Rich Erenberg (01/06/1985 at Miami)
4.	99	Ernie Mills (01/05/1997 at New England)
5.	96	Ernie Mills (01/14/1996 vs. Indianapolis)
6.	88	Antonio Brown (02/06/2011 vs. Green Bay)
7.	86	Troy Edwards (01/27/2002 vs. New England)
8.	85	Antonio Brown (01/15/2011 vs. Baltimore)
9.	84	Henry Odon (01/01/1984 at L.A. Raiders)
10.	83	Najeh Davenport (01/05/2008 vs. Jacksonville)

HIGHEST KICKOFF RETURN AVG. (CAREER) - MIN. 10

Rk.	No.	Name
1.	24.19	Larry Anderson (1978-79)
2.	20.82	Ernie Mills (1992-96)
3.	19.77	Antonio Brown (2010-16)
4.	18.30	Antwaan Randle-El (2002-10)
5.	18.00	Ike Taylor (2004-14)
6.	17.50	Rod Woodson (1987-96)

HIGHEST KICKOFF RETURN AVG. (GAME) - MIN. 3

Rk.	No.	Name
1.	32.40	Larry Anderson (01/20/1980 vs. L.A. Rams)
2.	27.00	Lee Mays (01/11/2003 at Tennessee)
3.	25.67	Steve Davis (12/22/1973 at Oakland)
4.	25.33	Steve Davis (12/29/1974 at Oakland)
5.	24.33	Ray-Ray McCloud (01/10/2021 vs. Cleveland)
	24.33	Louis Lipps (12/30/1984 at Denver)
7.	24.00	Ernie Mills (01/14/1006 vs. Indianapolis)
8.	22.67	Antonio Brown (01/23/2011 vs. N.Y. Jets)
9.	22.00	Antonio Brown (02/06/2011 vs. Green Bay)
	22.00	Ray-Ray McCloud III (01/16/2022 at Kansas City)
	22.00	Rod Woodson (01/08/1994 at Kansas City)

LONGEST KICKOFF RETURNS

Rk.	No.	Name
1.	45	Larry Anderson (01/20/1980 vs. L.A. Rams)
2.	38	Antonio Brown (02/06/2011 vs. Green Bay)
3.	36	Ernie Mills (01/05/1997 at New England)
	36	Ike Taylor (01/08/2006 at Cincinnati)
5.	34	Fitzgerald Toussaint (01/14/2018 vs. Jacksonville)
6.	33	Lee Mays (01/11/2003 at Tennessee)
7.	32	Antwaan Randle El (01/11/2003 at Tennessee)
8.	31	Sammie Coates Jr. (01/22/2017 at New England)
9.	30	Ike Taylor (01/15/2005 vs. N.Y. Jets)
10.	29	Ray-Ray McCloud III (01/16/2022 at Kansas City)
		Ernie Mills (01/14/1006 vs. Indianapolis)

MOST INTERCEPTIONS (CAREER)

Rk.	No.	Name
1.	5	Jack Ham (1972-82)
	5	Mike Wagner (1972-78)
3.	4	Mel Blount (1972-83)
	4	Levon Kirkland (1992-97)
5.	3	Glen Edwards (1972-77)
	3	Chad Scott (1997-2004)
	3	Troy Polamalu (2004-14)
	3	Ike Taylor (2004-14)

MOST INTERCEPTIONS (GAME)

Rk.	No.	Name
1.	2	Jack Ham (12/29/1974 at Oakland)
	2	Mike Wagner (01/04/1976 vs. Oakland)
	2	Brent Alexander (01/20/2002 vs. Baltimore)

MOST INTERCEPTION RETURN YARDS (CAREER)

Rk.	No.	Name
1.	100	James Harrison (2002, 2004-12, 2014-16)
2.	91	Mike Wagner (1972-78)
3.	89	Glen Edwards (1972-77)
4.	72	J.T. Thomas (1973-79)
5.	59	Mel Blount (1972-83)
6.	58	Troy Polamalu (2004-14)
7.	56	Ike Taylor (2004-14)
8.	46	Chad Scott (1997, 2001-04)
9.	35	Valentino Blake (2014-15)
	35	Loren Toews (1973-83)

MOST INTERCEPTION RETURN YARDS (GAME)

Rk.	No.	Name
1.	100	James Harrison (02/01/2009 vs. Arizona)
2.	40	Troy Polamalu (01/18/2009 vs. Baltimore)
3.	37	J.T. Thomas (12/29/1974 at Oakland)
4.	35	Antwon Blake (01/09/2016 at Cincinnati)
	35	Glen Edwards (01/18/1976 vs. Dallas)
	35	Mike Wagner (01/04/1976 vs. Oakland)
	35	J.T. Thomas (01/18/1976 vs. Dallas)
8.	34	Ron Johnson (01/07/1979 vs. Houston Oilers)
	34	Mike Wagner (01/04/1976 vs. Oakland)
10.	32	Brent Alexander (01/20/2002 vs. Baltimore)

MOST INTERCEPTION RETURN TOUCHDOWNS (CAREER)

Rk.	No.	Name
1.	1	James Harrison (2002, 2004-12, 2014-16)
	1	Troy Polamalu (2004-14)

MOST INTERCEPTION RETURN TOUCHDOWNS (GAME)

Rk.	No.	Name
1.	1	James Harrison (02/01/2009 vs. Arizona)
	1	Troy Polamalu (01/18/2009 vs. Baltimore)

LONGEST INTERCEPTION RETURN

Rk.	No.	Name
1.	100t	James Harrison (02/01/2009 vs. Arizona)
2.	40t	Troy Polamalu (01/18/2009 vs. Baltimore)
3.	37	J.T. Thomas (12/29/1974 at Oakland)
4.	35	Antwon Blake (01/09/2016 at Cincinnati)
		Glen Edwards (01/18/1976 vs. Dallas)
		J.T. Thomas (01/18/1976 vs. Dallas)
7.	32	Brent Alexander (01/20/2002 vs. Baltimore)
8.	31	Ike Taylor (01/05/2008 vs. Jacksonville)
9.	27	Mike Wagner (01/12/1975 vs. Minnesota)
10.	26	Ike Taylor (02/05/2006 vs. Seattle)

MOST POINTS SCORED

Rk.	No.	Opponent (Date)
1.	42	vs. Jacksonville (01/14/2018)
	42	vs. Indianapolis (12/29/1996)
3.	40	vs. Buffalo (01/06/1996)
	40	at Baltimore (12/19/1976)
5.	38	vs. Cleveland (01/10/2021)
6.	36	vs. Cleveland (01/05/2003)
7.	35	vs. Dallas (01/21/1979)
	35	vs. San Diego (01/11/2009)
9.	34	at Denver (01/22/2006)
	34	vs. Houston Oilers (01/07/1979)
	34	vs. Miami (12/30/1979)

MOST POINTS ALLOWED

Rk.	No.	Opponent (Date)
1.	48	vs. Cleveland (01/10/2021)
2.	45	at Miami (01/06/1985)
	45	vs. Jacksonville (01/14/2008)
4.	42	at Kansas City (01/16/2022)
5.	41	vs. New England (01/23/2005)
6.	38	at L.A. Raiders (01/01/1984)
7.	36	at New England (01/22/2007)
8.	34	at Denver (12/24/1977)
	34	at Tennessee (01/11/2003)
10.	33	vs. Cleveland (01/05/2003)
	33	at Oakland (12/22/1973)

FEWEST POINTS SCORED

Rk.	No.	Opponent (Date)
1.	0	vs. Philadelphia (12/21/1947)
2.	3	vs. Buffalo (01/09/1993)
	3	at New England (01/05/1997)
4.	7	vs. New England (01/03/1998)
	7	at Oakland (12/26/1976)
6	10	at L.A. Raiders (01/01/1984)
7.	13	vs. San Diego (01/15/1995)
	13	vs. Oakland (12/23/1972)
9.	14	at Oakland (12/22/1973)
10.	16	at Denver (01/17/2006)
	16	vs. Oakland (01/04/1976)
	16	at Minnesota (01/12/1975)

FEWEST POINTS ALLOWED

Rk.	No.	Opponent (Date)
1.	5	vs. Houston Oilers (01/07/1979)
2.	6	vs. New England (01/03/1998) vs. Minnesota (01/12/1975)
4.	7	vs. Oakland (12/23/1972)
5.	9	vs. Cleveland (01/07/1995)
6.	10	vs. Baltimore (01/20/2002) vs. Seattle (02/05/2006) vs. Oakland (01/04/1976) vs. Denver (12/30/1978) vs. Baltimore (12/27/1975)

MOST POINTS SCORED BY BOTH TEAMS

Rk.	No.	Opponent (Date)
1.	87	vs. Jacksonville (01/14/2018, Jacksonville 45, Pittsburgh 42)
	85	vs. Cleveland (01/10/2021, Cleveland 48, Pittsburgh 37)
3.	73	at Miami (01/06/1985, Miami 45, Pittsburgh 28)
4.	69	vs. Cleveland (01/05/2003, Pittsburgh 36, Cleveland 33)
5.	68	vs. New England (01/23/2005, New England 41, Pittsburgh 27)
6.	66	vs. Dallas (01/21/1979, Pittsburgh 35, Dallas 31)
7.	65	at Tennessee (01/11/2003, Tennessee 34, Pittsburgh 31)
8.	63	at Kansas City (01/16/2022, Kansas City 42, Pittsburgh 21)
9.	61	vs. Buffalo (01/06/1996, Pittsburgh 40, Buffalo 21)
10.	60	vs. Jacksonville (01/05/2008, Jacksonville 31, Pittsburgh 29)

FEWEST POINTS SCORED BY BOTH TEAMS

Rk.	No.	Opponent (Date)
1.	13	vs. New England (01/03/1998, Pittsburgh 7, New England 6)
2.	20	at Oakland (12/23/1972, Pittsburgh 13, Oakland 7)
3.	21	vs. Philadelphia (12/21/1947, Philadelphia 21, Pittsburgh 0)
4.	22	vs. Minnesota (01/12/1975, Pittsburgh 16, Minnesota 6)
5.	26	vs. Oakland (01/04/1976, Pittsburgh 16, Oakland 10)
6.	27	vs. Buffalo (01/09/1993, Buffalo 24, Pittsburgh 3)
7.	30	vs. San Diego (01/15/1995, San Diego 17, Pittsburgh 13)
8.	31	at Oakland (12/26/1976, Oakland 24, Pittsburgh 7) at New England (01/05/1997, New England 28, Pittsburgh 3) vs. Seattle (02/05/2006, Pittsburgh 21, Seattle 10)

MOST TOUCHDOWNS SCORED

Rk.	No.	Opponent (Date)
1.	6	vs. Jacksonville (01/04/2018)
2.	5	vs. Cleveland (01/10/2021) vs. San Diego (01/11/2009) vs. Cleveland (01/05/2003) vs. Indianapolis (12/29/1996) vs. Dallas (01/21/1979) vs. Miami (12/30/1979) vs. Baltimore (12/19/1976)
9.	4	13 times Last: vs. Miami (01/08/2017)

MOST TOUCHDOWNS ALLOWED

Rk.	No.	Opponent (Date)
1.	6	at Kansas City (01/16/2022) vs. Cleveland (01/10/2021) vs. Jacksonville (01/14/2018) at Miami (01/06/1985)
5.	5	vs. New England (01/23/2005) at L.A. Raiders (01/01/1984)
7.	4	10 times Last: at Buffalo (01/15/2024)

MOST RUSHING TOUCHDOWNS

Rk.	No.	Opponent (Date)
1.	5	vs. Indianapolis (12/29/1996)
2.	3	vs. San Diego (01/11/2009) vs. Buffalo (01/06/1996) vs. Miami (12/30/1979) vs. Baltimore (12/27/1975) vs. Buffalo (12/22/1974)
7.	2	17 times Last: vs. Miami (01/08/2017)

MOST RUSHING TOUCHDOWNS ALLOWED

Rk.	No.	Opponent (Date)
1.	4	vs. Jacksonville (01/14/2018) at L.A. Raiders (01/01/1984)
3.	3	at New England (01/05/1997)
4.	2	11 times Last: vs. Cleveland (01/10/2021)

MOST TOUCHDOWNS PASSING

Rk.	No.	Opponent (Date)
1.	5	vs. Jacksonville (01/14/2018)
2.	4	vs. Dallas (01/21/1979) vs. Cleveland (01/10/2021)
4.	3	at Cincinnati (01/08/2006) vs. Cleveland (01/05/2003) vs. Kansas City (01/08/1994) at Miami (01/06/1985) at Baltimore (12/19/1976)
9.	2	18 times Last: at Buffalo (01/15/2024)

MOST TOUCHDOWNS PASSING ALLOWED

Rk.	No.	Opponent (Date)
1.	6	at Kansas City (01/16/2022)
2.	4	at Miami (01/06/1985)
3.	3	Nine times Last: at Buffalo (01/15/2024)

MOST DEFENSIVE TOUCHDOWNS

Rk.	No.	Opponent (Date)
1.	1	Seven times Last: at Kansas City (01/16/2022)

MOST DEFENSIVE TOUCHDOWNS BY OPPONENT

Rk.	No.	Opponent (Date)
1.	1	12 times Last: vs. Cleveland (01/10/2021)

MOST PATS/ATTEMPTS

Rk.	No.	Opponent (Date)
1.	6	vs. Jacksonville (01/14/2018)
2.	5	vs. San Diego (01/11/2009) vs. Dallas (01/21/1979)
4.	4	13 times Last: vs. Baltimore (01/15/2011)

MOST PATS/ATTEMPTS BY OPPONENT

Rk.	No.	Opponent (Date)
1.	6	at Kansas City (01/16/2022) vs. Cleveland (01/10/2021) vs. Jacksonville (01/14/2018) at Miami (01/06/1985)
5.	5	vs. New England (01/23/2005) at L.A. Raiders (01/01/1984)
7.	4	Eight times Last: at Buffalo (01/15/2024)

MOST FIELD GOALS MADE

Rk.	No.	Opponent (Date)
1.	6	at Kansas City (01/15/2017)
2.	4	at Cincinnati (01/09/2016) vs. Buffalo (01/06/1996) at Houston Oilers (12/31/1989)
5.	3	Six times Last: at Denver (01/17/2016)

MOST FIELD GOALS MADE BY OPPONENT

Rk.	No.	Opponent (Date)
1.	5	at Denver (01/17/2016)
2.	4	at Oakland (12/22/1973)
3.	3	at New England (01/22/2017) vs. Baltimore (01/03/2015) at Denver (01/08/2012) vs. Indianapolis (01/14/1996) at Houston Oilers (12/31/1989)
8.	2	12 times Last: vs. Cleveland (01/10/2021)

MOST FIRST DOWNS

Rk.	No.	Opponent (Date)
1.	34	vs. Cleveland (01/10/2021)
2.	30	vs. Cleveland (01/05/2003)
3.	29	at Baltimore (12/19/1976) vs. Buffalo (12/22/1974)
5.	28	vs. Jacksonville (01/14/2018)
6.	27	vs. Miami (12/30/1979)
7.	26	vs. San Diego (01/09/1983)
8.	25	vs. Dallas (01/28/1996) at Denver (12/30/1984)
10.	24	vs. Indianapolis (12/29/1996) vs. Jacksonville (01/05/2008) vs. Denver (12/30/1978)

MOST FIRST DOWNS BY OPPONENT

Rk.	No.	Opponent (Date)
1.	29	at Tennessee (01/11/2003) vs. San Diego (01/09/1983)
3.	28	at Kansas City (01/08/1994) at Miami (01/06/1985)
5.	26	at New England (01/22/2017) at Kansas City (01/16/2022)
7.	24	at Buffalo (01/15/2024) at Oakland (12/22/1973) at L.A. Raiders (01/01/1984)
10.	23	vs. Denver (01/11/1998)
23	23	vs. Arizona (02/01/2009)

MOST FIRST DOWNS BY BOTH TEAMS

Rk.	No.	Opponent (Date)
1.	55	vs. San Diego (01/09/1983, SD 29, PIT 26)
2.	54	vs. Cleveland (01/10/2021, PIT 34, CLE 20)
3.	51	vs. Cleveland (01/05/2003, PIT 30, CLE 21)
4.	50	vs. Jacksonville (01/14/2018, PIT 28, JAX 22) at Tennessee (01/11/2003, TEN 29, PIT 21) at Miami (01/06/1985, MIA 28, PIT 22)
7.	49	at Kansas City (01) (01/08/1994, KC 28, PIT 21)
8.	48	at New England (01/22/2017, NE 26, PIT 22)
9.	46	at Buffalo (01/15/2024, BUF 24, PIT 22) vs. Denver (01/11/1998, DEN 23, PIT 23)

FEWEST FIRST DOWNS

Rk.	No.	Opponent (Date)
1.	7	vs. Philadelphia (12/21/1947)
2.	11	vs. Baltimore (01/18/2009)
3.	12	at New England (01/05/1997)
4.	13	at Oakland (12/26/1976) vs. Dallas (01/18/1976) vs. Miami (12/31/1972) vs. Oakland (12/23/1972)
8.	14	vs. Seattle (02/05/2006)
9.	15	at Oakland (12/22/1973)
10.	16	Four times Last: at Denver (01/17/2016)

FEWEST FIRST DOWNS BY OPPONENT

Rk.	No.	Opponent (Date)
1.	7	vs. Baltimore (01/20/2002)
2.	8	vs. Indianapolis (12/29/1996)
3.	9	vs. Minnesota (01/12/1975)
4.	10	vs. Cleveland (01/07/1995) vs. Houston Oilers (01/07/1979) vs. Baltimore (12/27/1975)
7.	11	vs. Houston Oilers (01/06/1980)
8.	12	vs. Baltimore (01/15/2011)
9.	13	vs. Baltimore (01/18/2009) vs. San Diego (01/15/1995) vs. Oakland (12/23/1972)

MOST FIRST DOWNS RUSHING

Rk.	No.	Opponent (Date)
1.	18	vs. Buffalo (12/22/1974)
2.	16	vs. Indianapolis (12/29/1996)
3.	14	vs. Miami (12/30/1979) vs. Cleveland (01/07/1995)
5.	13	vs. Baltimore (12/27/1975)
6.	12	at Baltimore (12/19/1976) vs. San Diego (01/11/2009) at Denver (12/30/1984)
9.	11	vs. Baltimore (01/20/2002) vs. Minnesota (01/12/1975) at Oakland (12/29/1974)

MOST FIRST DOWNS RUSHING BY OPPONENT

Rk.	No.	Opponent (Date)
1.	14	at Oakland (12/22/1973)
2.	13	at L.A. Raiders (01/01/1984)
3.	11	at Buffalo (01/15/2024) vs. Miami (12/31/1972)
5.	10	at Tennessee (01/11/2003) at Miami (01/06/1985)
7.	9	vs. Jacksonville (01/14/2018) at New England (01/05/1997) vs. Oakland (12/23/1972)
10.	8	Four times Last: vs. Cleveland (01/10/2021)

FEWEST FIRST DOWNS RUSHING

Rk.	No.	Opponent (Date)
1.	1	vs. Baltimore (01/18/2009)
2.	2	vs. Dallas (01/21/1979) at Oakland (12/22/1973)
4.	3	at Kansas City (01/16/2022) at New England (01/22/2017) vs. Cleveland (01/05/2003) at Oakland (12/26/1976)
8.	4	Six times Last: vs. Jacksonville (01/14/2018)

FEWEST FIRST DOWNS RUSHING BY OPPONENT

Rk.	No.	Opponent (Date)
1.	0	vs. Baltimore (01/20/2002) vs. Indianapolis (12/29/1996) at Oakland (12/29/1974)
4.	1	vs. Miami (01/08/2017) vs. San Diego (01/11/2009) vs. New England (01/03/1998)
7.	2	Eight times Last: vs. N.Y. Jets (01/23/2011)

MOST FIRST DOWNS PASSING

Rk.	No.	Opponent (Date)
1.	29	vs. Cleveland (01/10/2021)
2.	24	vs. Cleveland (01/05/2003)
3.	23	vs. Jacksonville (01/14/2018)
4.	19	vs. San Diego (01/09/1983)
5.	18	at New England (01/22/2017)
6.	17	vs. San Diego (01/15/1995) vs. Jacksonville (01/05/2008)
8.	15	Eight times Last: at Kansas City (01/16/2022)

MOST FIRST DOWNS PASSING BY OPPONENT

Rk.	No.	Opponent (Date)
1.	20	vs. Arizona (02/01/2009)
2.	19	at Kansas City (01/16/2022) at Kansas City (01/08/1994) vs. San Diego (01/09/1983)
5.	18	at Tennessee (01/11/2003) vs. Cleveland (01/05/2003) at Houston Oilers (12/31/1989) at Miami (01/06/1985)
9.	17	at New England (01/22/2017)
10.	16	vs. Miami (01/08/2017)

FEWEST FIRST DOWNS PASSING

Rk.	No.	Opponent (Date)
1.	2	vs. Philadelphia (12/21/1947)
2.	3	vs. Baltimore (12/27/1975)
3.	5	vs. Minnesota (01/12/1975) at New England (01/05/1997)
5.	6	vs. Dallas (01/18/1976) vs. Miami (12/31/1972) vs. Oakland (12/23/1972)
8.	7	vs. Miami (01/08/2017) vs. Indianapolis (12/29/1996) at Oakland (12/29/1974)

FEWEST FIRST DOWNS PASSING BY OPPONENT

Rk.	No.	Opponent (Date)
1.	3	vs. Houston Oilers (01/07/1979)
2.	4	vs. Baltimore (12/27/1975) vs. Oakland (12/23/1972)
4.	5	vs. Jacksonville (01/05/2008) vs. Minnesota (01/12/1975)
6.	6	Five times Last: vs. Baltimore (01/20/2002)

MOST FIRST DOWNS BY PENALTY (STEELERS)

Rk.	No.	Opponent (Date)
1.	5	at Cincinnati (01/09/2016) at Tennessee (01/11/2003) vs. New England (01/27/2002)
4.	4	vs. N.Y. Jets (01/23/2011) vs. Arizona (02/01/2009) vs. Denver (12/30/1978)
7.	3	Six times Last: vs. Miami (01/08/2017)

MOST FIRST DOWNS BY PENALTY (OPPONENT)

Rk.	No.	Opponent (Date)
1.	4	vs. San Diego (01/09/1983) at Baltimore (12/19/1976)
3.	3	Eight times Last: at Kansas City (01/15/2017)

MOST NET YARDS GAINED

Rk.	No.	Opponent (Date)
1.	553	vs. Cleveland (01/10/2021)
2.	545	vs. Jacksonville (01/14/2018)
3.	526	at Baltimore (12/19/1976)
4.	455	at Miami (01/06/1985)
5.	438	vs. Buffalo (12/22/1974)
6.	432	vs. Cleveland (01/05/2003)
7.	425	vs. Denver (12/30/1978)
8.	424	vs. Cleveland (01/07/1995)
9.	422	vs. San Diego (01/09/1983)
10.	415	vs. San Diego (01/15/1995)

MOST NET YARDS GAINED BY OPPONENT

Rk.	No.	Opponent (Date)
1.	569	at Miami (01/06/1985)
2.	479	vs. San Diego (01/09/1983)
3.	478	at Kansas City (01/16/2022)
4.	447	at Denver (01/08/2012)
		vs. Cleveland (01/05/2003)
6.	431	at New England (01/22/2017)
7.	430	at Tennessee (01/11/2003)
8.	413	at L.A. Raiders (01/01/1984)
9.	407	vs. Arizona (02/01/2009)
10.	401	at Kansas City (OT) (01/08/1994)

FEWEST NET YARDS GAINED

Rk.	No.	Opponent (Date)
1.	145	vs. Philadelphia (12/21/1947)
2.	213	at New England (01/05/1997)
3.	223	at Oakland (12/22/1973)
4.	237	at Oakland (12/26/1976)
5.	240	vs. Buffalo (01/09/1993)
6.	250	vs. Miami (12/31/1972)
7.	252	vs. Oakland (12/23/1972)
8.	257	at Kansas City (01/16/2022)
9.	263	vs. Baltimore (01/15/2011)
10.	275	vs. Baltimore (01/18/2009)

FEWEST NET YARDS GAINED BY OPPONENT

Rk.	No.	Opponent (Date)
1.	119	vs. Minnesota (01/12/1975)
2.	126	vs. Baltimore (01/15/2011)
3.	142	vs. Houston Oilers (01/07/1979)
4.	146	vs. Indianapolis (12/29/1996)
5.	150	vs. Baltimore (01/20/2002)
6.	154	vs. Baltimore (12/27/1975)
7.	170	at Baltimore (12/19/1976)
8.	186	vs. Cleveland (01/07/1995)
9.	198	vs. Baltimore (01/18/2009)
10.	216	vs. Oakland (12/23/1972)

MOST TOTAL PLAYS

Rk.	No.	Opponent (Date)
1.	84	vs. Cleveland (01/10/2021)
	84	vs. Dallas (01/28/1996)
3.	80	vs. San Diego (01/15/1995)
		at Kansas City (01/08/1994)
5.	78	vs. Jacksonville (01/14/2018)
		vs. Buffalo (01/06/1996)
7.	76	at Denver (12/24/1977)
8.	74	vs. Jacksonville (01/05/2008)
		vs. N.Y. Jets (01/15/2005)
		vs. Cleveland (01/07/1995)

MOST TOTAL PLAYS BY OPPONENT

Rk.	No.	Opponent (Date)
1.	82	at Tennessee (OT) (01/11/2003)
2.	81	at Kansas City (OT) (01/08/1994)
3.	77	vs. Seattle (02/05/2006)
4.	76	vs. Oakland (01/04/1976)
5.	74	at Oakland (12/22/1973)
6.	73	vs. Cleveland (01/05/2003)
	73	at Houston Oilers (12/31/1989)
8.	71	at New England (01/22/2017)
		at Denver (01/17/2016)
		at Miami (01/06/1985)
		vs. San Diego (01/09/1983)

FEWEST TOTAL PLAYS

Rk.	No.	Opponent (Date)
1.	46	at Oakland (12/22/1973)
2.	47	vs. Philadelphia (12/21/1947)
3.	48	vs. Miami (12/31/1972)
4.	54	vs. Miami (01/08/2017)
5.	56	vs. Seattle (02/05/2006)
		at Cincinnati (01/08/2006)
7.	58	vs. Arizona (02/01/2009)
		vs. L.A. Rams (01/20/1980)
		vs. Dallas (01/21/1979)
10.	59	at Denver (01/17/2016)
		at Oakland (12/26/1976)
		vs. Baltimore (12/27/1975)

FEWEST TOTAL PLAYS BY OPPONENT

Rk.	No.	Opponent (Date)
1.	47	vs. San Diego (01/15/1995)
		vs. Minnesota (01/12/1975)
		vs. Buffalo (12/22/1974)
4.	49	at Kansas City (01/15/2017)
5.	50	vs. San Diego (01/11/2009)
		vs. Dallas (01/28/1996)
		vs. Cleveland (01/07/1995)
8.	51	vs. Baltimore (01/20/2002)
9.	52	vs. Indianapolis (12/29/1996)
		at Denver (01/07/1990)
		vs. Houston Oilers (01/16/1980)

MOST YARDS GAINED RUSHING

Rk.	No.	Opponent (Date)
1.	249	vs. Minnesota (01/12/1975)
2.	238	vs. Cleveland (01/07/1995)
3.	235	vs. Buffalo (12/22/1974)
4.	231	vs. Indianapolis (12/29/1996)
5.	225	at Baltimore (12/19/1976)
6.	211	vs. Baltimore (12/27/1975)
7.	210	at Oakland (12/29/1974)
8.	193	vs. N.Y. Jets (01/15/2005)
9.	181	vs. Seattle (02/05/2006)
10.	179	vs. Miami (01/08/2017)
		vs. Houston Oilers (01/07/1979)

MOST YARDS GAINED RUSHING BY OPPONENT

Rk.	No.	Opponent (Date)
1.	232	at Oakland (12/22/1973)
2.	194	at New England (01/05/1997)
3.	193	vs. Miami (12/31/1972)
4.	188	at L.A. Raiders (01/01/1984)
5.	179	at Buffalo (01/15/2024)
6.	169	vs. Buffalo (01/09/1993)
7.	164	vs. Jacksonville (01/14/2018)
8.	157	at Oakland (12/26/1976)
9.	154	vs. Dallas (01/21/1979)
10.	150	vs. Denver (01/11/1998)

FEWEST YARDS GAINED RUSHING

Rk.	No.	Opponent (Date)
1.	43	vs. Jacksonville (01/05/2008)
2.	52	vs. Cleveland (01/10/2021) vs. Baltimore (01/18/2009)
4.	54	at New England (01/22/2017)
5.	56	at Kansas City (01/16/2022)
6.	58	vs. Arizona (02/01/2009) vs. New England (01/27/2002)
8.	65	at Oakland (12/22/1973)
9.	66	vs. San Diego (01/15/1995) vs. Dallas (01/21/1979)

FEWEST YARDS GAINED RUSHING BY OPPONENT

Rk.	No.	Opponent (Date)
1.	15	vs. San Diego (01/11/2009)
2.	17	vs. Minnesota (01/12/1975)
3.	22	vs. Baltimore (01/20/2002)
4.	24	vs. Houston Oilers (01/06/1980)
5.	25	vs. Miami (12/30/1979)
6.	29	at Oakland (12/29/1974)
7.	33	vs. Arizona (02/01/2009)
8.	35	vs. Baltimore (01/15/2011)
9.	36	vs. New England (01/03/1998)
10.	38	vs. Cleveland (01/05/2003)

MOST RUSHING ATTEMPTS

Rk.	No.	Opponent (Date)
1.	57	vs. Minnesota (01/12/1975)
2.	51	vs. Indianapolis (12/29/1996) vs. Cleveland (01/07/1995) at Oakland (12/29/1974) vs. Buffalo (12/22/1974)
6.	49	vs. Baltimore (01/20/2002)
7.	47	vs. Houston Oilers (01/07/1979)
8.	46	vs. Dallas (01/18/1976)
9.	43	vs. N.Y. Jets (01/23/2011) vs. N.Y. Jets (01/15/2005)

MOST RUSHING ATTEMPTS BY OPPONENT

Rk.	No.	Opponent (Date)
1.	55	at Oakland (12/22/1973)
2.	52	vs. Philadelphia (12/21/1947)
3.	51	at Oakland (12/26/1976)
4.	49	vs. Miami (12/31/1972)
5.	41	vs. Baltimore (12/27/1975)
6.	39	vs. Buffalo (01/09/1993)
7.	38	at Miami (01/06/1985)
8.	37	at Denver (12/24/1977)
9.	36	at Tennessee (01/11/2003)
10.	35	vs. Jacksonville (01/15/2018)

FEWEST RUSHING ATTEMPTS

Rk.	No.	Opponent (Date)
1.	16	vs. Cleveland (01/10/2021)
2.	18	vs. Jacksonville (01/14/2018)
3.	19	vs. Denver (01/17/2006) vs. Baltimore (01/03/2015)
5.	20	at Kansas City (01/16/2022) at New England (01/22/2017) at Tennessee (01/11/2003) vs. Cleveland (01/05/2003) at Oakland (12/22/1973)
10.	21	at Oakland (12/26/1976)

FEWEST RUSHING ATTEMPTS BY OPPONENT

Rk.	No.	Opponent (Date)
1.	11	vs. San Diego (01/11/2009) vs. Baltimore (01/20/2002)
3.	12	vs. Arizona (02/01/2009)
4.	13	vs. Green Bay (02/06/2011)
5.	14	at Kansas City (01/15/2017) at Indianapolis (01/15/2006)
7.	15	vs. Indianapolis (12/29/1996)
8.	17	vs. Cleveland (01/07/1995)
9.	18	vs. Baltimore (01/15/2011)
10.	19	vs. New England (01/03/1998)

MOST NET YARDS GAINED PASSING

Rk.	No.	Opponent (Date)
1.	501	vs. Cleveland (01/10/2021)
2.	462	vs. Jacksonville (01/14/2018)
3.	349	vs. San Diego (01/15/1995)
4.	343	vs. Cleveland (01/05/2003)
5.	325	vs. San Diego (01/09/1983)
6.	319	vs. Baltimore (01/03/2015)
7.	314	at New England (01/22/2017)
8.	312	at Miami (01/06/1985)
9.	311	at Denver (01/17/2016)
10.	309	vs. L.A. Rams (01/20/1980)

MOST NET YARDS GAINED PASSING BY OPPONENT

Rk.	No.	Opponent (Date)
1.	435	at Miami (01/06/1985)
2.	409	vs. Cleveland (01/05/2003)
3.	374	at New England (01/22/2017)
		vs. Arizona (02/01/2009)
5.	372	at Kansas City (01/16/2022)
6.	333	vs. San Diego (01/09/1983)
7.	331	at Tennessee (01/11/2003)
8.	316	at Denver (01/08/2012)
9.	315	at Houston Oilers (12/31/1989)
10.	288	vs. Green Bay (02/06/2011)

FEWEST NET YARDS GAINED PASSING

Rk.	No.	Opponent (Date)
1.	43	vs. Philadelphia (12/21/1947)
2.	76	vs. Baltimore (12/27/1975)
3.	84	vs. Minnesota (01/12/1975)
4.	90	at New England (01/05/1997)
5.	95	at Oakland (12/29/1974)
6.	111	vs. Buffalo (01/09/1993)
7.	112	at Houston Oilers (12/31/1989)
8.	121	vs. N.Y. Jets (01/23/2011)
9.	122	vs. Miami (12/31/1972)
10.	134	vs. New England (01/03/1998)

FEWEST NET YARDS GAINED PASSING BY OPPONENT

Rk.	No.	Opponent (Date)
1.	63	at Oakland (12/26/1976)
2.	70	vs. Houston Oilers (01/07/1979)
3.	72	vs. Baltimore (12/27/1975)
4.	78	vs. Oakland (12/23/1972)
5.	91	vs. Baltimore (01/15/2011)
6.	99	at Baltimore (12/19/1976)
7.	102	vs. Minnesota (01/12/1975)
8.	104	vs. Jacksonville (01/05/2008)
9.	105	vs. Indianapolis (12/29/1996)
10.	121	vs. Miami (12/31/1972)

MOST PASS ATTEMPTS

Rk.	No.	Opponent (Date)
1.	68	vs. Cleveland (01/10/2021)
2.	58	vs. Jacksonville (01/14/2018)
3.	54	vs. San Diego (01/15/1995)
4.	49	vs. Dallas (01/28/1996)
5.	48	vs. Baltimore (01/03/2015)
		vs. Cleveland (01/05/2003)
7.	47	at New England (01/22/2017)
8.	44	at Kansas City (01/16/2022)
9.	42	vs. Jacksonville (01/05/2008)
		at Tennessee (01/11/2003)
		vs. New England (01/27/2002)
		at Kansas City (OT) (01/08/1994)

MOST PASS ATTEMPTS BY OPPONENT

Rk.	No.	Opponent (Date)
1.	49	vs. Seattle (02/05/2006)
2.	48	at Houston Oilers (OT) (12/31/1989)
3.	45	at Tennessee (01/11/2003)
4.	44	vs. New England (01/03/1998)
		at Kansas City (OT) (01/08/1994)
6.	43	vs. Arizona (02/01/2009)
		vs. Cleveland (01/05/2003)
8.	42	at New England (01/22/2017)
		vs. San Diego (01/09/1983)
		at Oakland (12/26/1976)

FEWEST PASS ATTEMPTS

Rk.	No.	Opponent (Date)
1.	13	vs. Baltimore (12/27/1975)
2.	14	vs. Minnesota (01/12/1975)
3.	17	at Oakland (12/29/1974)
4.	18	vs. Miami (01/08/2017)
		vs. Philadelphia (12/21/1947)
6.	19	vs. N.Y. Jets (01/23/2011)
		vs. Houston Oilers (01/07/1979)
		vs. Dallas (01/18/1976)
9.	20	vs. Miami (12/31/1972)
10.	21	Three times
		Last: at Cincinnati (01/08/2006)

FEWEST PASS ATTEMPTS BY OPPONENT

Rk.	No.	Opponent (Date)
1.	16	at Oakland (12/26/1976)
		vs. Miami (12/31/1972)
3.	17	at Oakland (12/22/1973)
4.	18	vs. Philadelphia (12/21/1947)
5.	20	at Denver (01/07/1990)
6.	21	at Denver (01/08/2012)
		vs. Jacksonville (01/05/2008)
		vs. New England (01/23/2005)
9.	22	vs. San Diego (01/15/1995)
		vs. Denver (12/30/1978)
		vs. Baltimore (12/27/1975)

MOST PASS COMPLETIONS

Rk.	No.	Opponent (Date)
1.	47	vs. Cleveland (01/10/2021)
2.	37	vs. Jacksonville (01/14/2018)
3.	33	vs. Baltimore (01/03/2015)
4.	32	vs. San Diego (01/15/1995)
5.	31	at New England (01/22/2017)
6.	30	vs. Cleveland (01/05/2003)
7.	29	at Kansas City (01/16/2022)
		vs. Jacksonville (01/05/2008)
9.	28	vs. Dallas (01/28/1996)
		vs. San Diego (01/09/1983)

MOST PASS COMPLETIONS BY OPPONENT

Rk.	No.	Opponent (Date)
1.	32	at New England (01/22/2017)
2.	31	at Kansas City (01/16/2022)
		vs. Arizona (02/01/2009)
4.	29	vs. Miami (01/08/2017)
		at Kansas City (OT) (01/08/1994)
		at Houston Oilers (OT) (12/31/1989)
7.	27	at Tennessee (OT) (01/11/2003)
		vs. San Diego (01/09/1983)
9.	26	vs. Seattle (02/05/2006)
		vs. Cleveland (01/05/2003)

FEWEST PASS COMPLETIONS

Rk.	No.	Opponent (Date)
1.	4	vs. Philadelphia (12/21/1947)
2.	8	vs. Baltimore (12/27/1975)
		at Oakland (12/29/1974)
4.	9	vs. Dallas (01/18/1976)
		vs. Minnesota (01/12/1975)
6.	10	vs. N.Y. Jets (01/23/2011)
		vs. Seattle (02/05/2006)
		vs. Miami (12/31/1972)
9.	11	vs. Houston Oilers (01/07/1979)
		vs. Oakland (12/23/1972)

FEWEST PASS COMPLETIONS BY OPPONENT

Rk.	No.	Opponent (Date)
1.	8	vs. Baltimore (12/27/1975)
2.	9	vs. Jacksonville (01/05/2008)
3.	10	at Denver (01/08/2012)
		at Oakland (12/26/1976)
		vs. Miami (12/31/1972)
6.	11	vs. San Diego (01/15/1995)
		at Denver (12/24/1977)
		at Baltimore (12/19/1976)
		vs. Minnesota (01/12/1975)
		vs. Buffalo (12/22/1974)
		vs. Oakland (12/23/1972)

MOST PASS ATTEMPTS BY BOTH TEAMS

Rk.	No.	Opponent (Date)
1.	102	vs. Cleveland (01/10/2021)
2.	91	vs. Cleveland (01/05/2003)
3.	89	at New England (01/22/2017)
4.	87	at Tennessee (OT) (01/11/2003)
5.	86	at Kansas City (OT) (01/08/1994)
6.	84	vs. Jacksonville (01/14/2018)
	84	at Kansas City (01/16/2022)
8.	81	vs. New England (01/27/2002)
		at Houston Oilers (12/31/1989)
		vs. San Diego (01/09/1983)

MOST PASS COMPLETIONS BY BOTH TEAMS

Rk.	No.	Opponent (Date)
1.	68	vs. Cleveland (01/10/2021)
2.	63	at New England (01/22/2017)
3.	60	at Kansas City (01/16/2022)
4.	56	vs. Cleveland (01/05/2003)
5.	55	vs. San Diego (01/09/1983)
6.	52	at Kansas City (OT) (01/08/1994)
		vs. Arizona (02/01/2009)
8.	51	vs. Baltimore (01/03/2015)
		vs. Jacksonville (01/14/2018)
10.	49	vs. Green Bay (02/06/2011)

MOST PASSES HAD INTERCEPTIONS (STEELERS)

Rk.	No.	Opponent (Date)
1.	4	vs. Cleveland (01/10/2021)
2.	3	10 times
		Last: vs. Jacksonville (01/05/2008)

MOST PASSES HAD INTERCEPTIONS (OPPONENT)

Rk.	No.	Opponent (Date)
1.	5	vs. Houston Oilers (01/07/1979)
3.	3	vs. Baltimore (01/18/2009)
		vs. Baltimore (01/20/2002)
		vs. Buffalo (01/06/1996)
		vs. Dallas (01/18/1976)
		vs. Minnesota (01/12/1975)
		at Oakland (12/29/1974)
8.	2	13 times
		Last: vs. Jacksonville (01/05/2008)

MOST SACKS ALLOWED (SINCE 1982)

Rk.	No.	Opponent (Date)
1.	7.0	vs. Buffalo (01/09/1993)
2.	6.0	vs. Baltimore (01/15/2011)
		vs. Jacksonville (01/05/2008)
4.	5.0	vs. Baltimore (01/03/2015)
		at Denver (01/08/2012)
		at L.A. Raiders (01/01/1984)
7.	4.0	at Cincinnati (01/09/2016)
		vs. Baltimore (01/18/2009)
		vs. Dallas (01/28/1996)

MOST SACKS (SINCE 1982)

Rk.	No.	Opponent (Date)
1.	5.0	vs. Miami (01/08/2017)
		vs. Baltimore (01/15/2011)
		at Indianapolis (01/15/2006)
4.	4.0	Seven times
		Last: vs. San Diego (01/11/2009)

MOST PUNTS

Rk.	No.	Opponent (Date)
1.	9	vs. New England (01/03/1998) at New England (01/05/1997)
3.	8	at L.A. Raiders (01/01/1984)
4.	7	at Kansas City (01/16/2022) at Cincinnati (01/09/2016) vs. Baltimore (01/18/2009) at Kansas City (OT) (01/08/1994)
8.	6	Seven times Last: vs. Seattle (02/05/2006)

MOST PUNTS BY OPPONENT

Rk.	No.	Opponent (Date)
1.	9	vs. Baltimore (12/27/1975)
2.	8	vs. Baltimore (01/20/2002) vs. Indianapolis (12/29/1996) at Oakland (12/26/1976)
5.	7	Eight times Last: vs. Baltimore (01/18/2009)

FEWEST PUNTS

Rk.	No.	Opponent (Date)
1.	1	at Kansas City (01/15/2017) vs. N.Y. Jets (01/23/2011) vs. Houston Oilers (01/07/1979) at Baltimore (12/19/1976)
5.	2	Eight times Last: vs. Jacksonville (01/14/2018)

FEWEST PUNTS BY OPPONENT

Rk.	No.	Opponent (Date)
1.	1	vs. San Diego (01/09/1983)
2.	2	Six times Last: at New England (01/22/2017)
8.	3	at Cincinnati (01/08/2006) at Buffalo (01/15/2024)
10.	4	18 times Last: at Kansas City (01/16/2022)

HIGHEST PUNTING AVG. (MIN. 3 PUNTS)

Rk.	No.	Opponent (Date)
1.	51.3	vs. Miami (12/31/1972)
2.	51.0	vs. Green Bay (02/06/2011) vs. Houston Oilers (01/06/1980)
4.	49.7	at Kansas City (01/16/2022)
5.	48.7	vs. Seattle (02/05/2006)
6.	48.5	vs. Baltimore (01/15/2011)
7.	48.2	vs. Oakland (12/23/1972)
8.	47.0	at Cincinnati (01/08/2006)
9.	46.3	vs. Arizona (02/01/2009)
10.	46.0	at Denver (01/08/2012)

HIGHEST PUNTING AVG. BY OPPONENT (MIN. 3 PUNTS)

Rk.	No.	Opponent (Date)
1.	53.8	vs. Baltimore (01/15/2011)
2.	50.2	vs. Seattle (02/05/2006)
3.	50.0	vs. Jacksonville (01/05/2008) vs. Indianapolis (12/29/1996)
5.	48.0	at Buffalo (01/15/2014)
6.	47.2	vs. San Diego (01/11/2009)
7.	47.0	at Denver (01/17/2016)
8.	45.8	at Kansas City (01/15/2017)
9.	45.3	at Indianapolis (01/15/2006)
10.	45.1	vs. Oakland (12/23/1972)

MOST PENALTIES

Rk.	No.	Opponent (Date)
1.	12	at Baltimore (12/19/1976)
2.	11	vs. Denver (12/30/1978)
3.	10	at Cincinnati (01/09/2016) at Denver (12/24/1977)
5.	9	vs. Baltimore (01/15/2011)
6.	8	Six times Last: vs. Baltimore (01/03/2015)

MOST PENALTIES BY OPPONENT

Rk.	No.	Opponent (Date)
1.	12	vs. New England (01/27/2002)
2.	11	vs. Arizona (02/01/2009)
3.	9	at Indianapolis (01/15/2006) vs. Cleveland (01/05/2003) vs. Baltimore (01/20/2002) vs. Dallas (01/21/1979) at Oakland (12/22/1973)
8.	8	Five times Last: at Cincinnati (01/09/2016)

MOST YARDS PENALIZED

Rk.	No.	Opponent (Date)
1.	142	at Cincinnati (01/09/2016)
2.	122	vs. Minnesota (01/12/1975)
3.	114	vs. Baltimore (01/03/2015)
4.	111	vs. San Diego (01/15/1995)
5.	93	vs. Baltimore (01/15/2011)
6.	88	vs. Denver (12/30/1978) at Baltimore (12/19/1976)
8.	71	vs. Denver (01/11/1998)
9.	67	vs. Baltimore (01/18/2009) at Denver (12/24/1977)

MOST YARDS PENALIZED BY OPPONENT

Rk.	No.	Opponent (Date)
1.	106	vs. Arizona (02/01/2009)
2.	104	vs. San Diego (01/11/2009) vs. Denver (12/30/1978)
4.	92	at Tennessee (01/11/2003)
5.	90	at Cincinnati (01/08/2006)
6.	89	vs. Dallas (01/21/1979)
7.	87	vs. New England (01/27/2002)
8.	79	at Cincinnati (01/09/2016)
9.	75	vs. Cleveland (01/05/2003) at Oakland (12/22/1973)

MOST TURNOVERS

Rk.	No.	Opponent (Date)
1.	7	vs. Oakland (01/04/1976)
2.	5	vs. Cleveland (01/10/2021) vs. Houston Oilers (01/07/1979) vs. Baltimore (12/27/1975)
5.	4	Six times Last: vs. Jacksonville (01/05/2008)

MOST TURNOVERS BY OPPONENT

Rk.	No.	Opponent (Date)
1.	9	vs. Houston Oilers (01/07/1979)
2.	5	vs. Oakland (01/04/1976) vs. Minnesota (01/12/1975)
4.	4	Eight times Last: at Cincinnati (01/09/2016)

MOST FUMBLES LOST

Rk.	No.	Opponent (Date)
1.	4	vs. Oakland (01/04/1976)
2.	3	vs. Miami (12/30/1979) vs. Houston Oilers (01/07/1979) vs. Baltimore (12/27/1975)
5.	2	Seven times Last: vs. Baltimore (01/15/2011)

MOST FUMBLES LOST BY OPPONENT

Rk.	No.	Opponent (Date)
1.	4	vs. Houston Oilers (01/07/1979)
2.	3	at Cincinnati (01/09/2016) vs. Oakland (01/04/1976)
4.	2	13 times Last: vs. Miami (01/08/2017)