

PROCUREMENT GUIDANCE



Project Procurement App

Understanding how to use the World Bank
Project Procurement Mobile Application

June 2019



Published June 2019, Second Edition

Copyright © 2019

The World Bank
1818 H Street NW
Washington DC 20433
Telephone: 202-473-1000
Internet: www.worldbank.org

Disclaimer

This work is a product of the staff of The World Bank. The findings, interpretations, and conclusions expressed in this work do not necessarily reflect the views of The World Bank, its Board of Executive Directors, or the governments they represent.

Rights and Permissions

The material in this work is subject to copyright. Because The World Bank encourages dissemination of its knowledge, this work may be reproduced, in whole or in part, for noncommercial purposes as long as full attribution to this work is given. Any queries on rights and licenses, including subsidiary rights, should be addressed to:

Office of the Publisher
The World Bank
1818 H Street NW
Washington, DC 20433
USA
Fax: 202-522-2422
Email: pubrights@worldbank.org.

Common Abbreviations and Defined Terms

This section explains the common abbreviations and defined terms that are used in this guidance. Defined terms are written using capital letters.

Abbreviation / term	Full terminology / definition
Bank	IBRD and/or IDA (whether acting on its own account or in its capacity as administrator of trust funds provided by other donors).
Borrower/ Beneficiary	A recipient of investment project financing (IPF) and any other entity involved in the implementation of a project financed by IPF.
Consulting Services	Covers a range of services that are of an advisory or professional nature and are provided by Consultants. These Services typically involve providing expert or strategic advice e.g. management consultants, policy consultants or communications consultants. Advisory and project related Consulting Services include, for example: feasibility studies, project management, engineering services, finance and accounting services, training and development.
Contract	Except when used with defined terms such as Contract Manager and Contract Management Plan, the term “Contract” is throughout this guidance written as “contract.” Given the multiplicity of times that this term appears in this guidance, this approach improves readability.
Donor	The country donating money to the Bank
Goods	A category of Procurement that includes: commodities, raw material, machinery, equipment, vehicles, Plant, and related services such as transportation, insurance, installation, commissioning, training, and initial maintenance.
IBRD	International Bank for Reconstruction and Development.
IDA	International Development Association.
IFC	International Finance Corporation; the private sector arm of the World Bank Group.
Non-consulting Services	Services which are not Consulting Services. Non-consulting Services are normally bid and contracted on the basis of performance of measurable outputs, and for which performance standards can be clearly identified and consistently applied.

Abbreviation / term	Full terminology / definition
	Examples include: drilling, aerial photography, satellite imagery, mapping, and similar operations.
Investment Project Financing (IPF)	The Bank's financing of investment projects that aims to promote poverty reduction and sustainable development. IPF supports projects with defined development objectives, activities, and results, and disburses the proceeds of Bank financing against specific eligible expenditures.
Prior Review	The process of the Bank reviewing the Borrowers Bidding Documents and procurement activities that are of high value and/or high risk to determine whether the procurement is carried out in accordance with the requirements of the legal agreement, before the award of the contract.
Project ID	The Bank project is referenced by a project ID (Pxxxxxxx). More than one loan, credit, or grant may be associated with one project ID.
Sectors	All Bank projects are classified by one to five sector(s). Sectors are a high-level grouping of economic activities based on the types of goods or services produced. The UN classification of economic sectors was issued as point of reference.
Supplier	Supplier is defined by the country in which the Firm/Individual is registered as a legal business entity.
World Bank Group	Represents IBRD, IDA, IFC, MIGA, ICSID
Works	A category of Procurement that refers to construction, repair, rehabilitation, demolition, restoration, maintenance of civil work structures, and related services such as transportation, insurance, installation, commissioning, and training.

Section I. Content

Common Abbreviations and Defined Terms	iii
Section I. Content	1
Section II. Introduction.....	2
Purpose	2
Data Source	2
Version	2
.....	3
Section III. How to Use the App	3
Getting Started.....	3
Contracts	5
Tender Notices	12
Favorites	16
About	17
Annex I. Frequently Asked Questions.....	18

Section II. Introduction

Purpose

This procurement guidance offers an overview of the World Bank's (Bank) Project Procurement Mobile Application. This guidance explains the key concepts found in the application and outlines the full use and functionality of the mobile application.

Transparency and accountability are essential to the development process at the World Bank Group, and central to achieving the Bank's mission to end extreme poverty and promote shared prosperity.

The Bank is constantly striving for new and innovative ways to improve the outcome of Bank operations through procurement. The Project Procurement Mobile Application has been developed to provide all stakeholders with easy access to Open Procurement Data.

Data Source

The dataset for this application provides information on prior reviewed contracts funded by the Bank and awarded under Investment Project Financing (IPF) from Fiscal Year 1995 to date. The dataset is daily updated automatically.

The dataset does not include contract data on discontinued sector mapping.

Version

As of publication of this guidance note, the public version of the application is 2.0.0, and it is available through the Appstore for iOS and Android devices respectively.

¹ Prior review is the process by which the World Bank reviews the Borrowers Bidding Documents and procurement activities that are of high value and/or high risk to determine whether the procurement is carried out in accordance with the requirements of the legal agreement, before the award of the contract.

Section III. How to Use the App

Getting Started

The Project Procurement Mobile Application is made available for free download on any iOS or Android devices. Once the application is installed, it does not require any registration or sign in to begin use.

To download the app, search for 'World Bank Project Procurement' in the Appstore of your iOS or Android device.

Upon launching the application, the initial display shows an overview of the contract data and recent tender notice data available for exploration and analysis.

From this display, the user has several options to begin exploring further into past contract data or present tender notices.

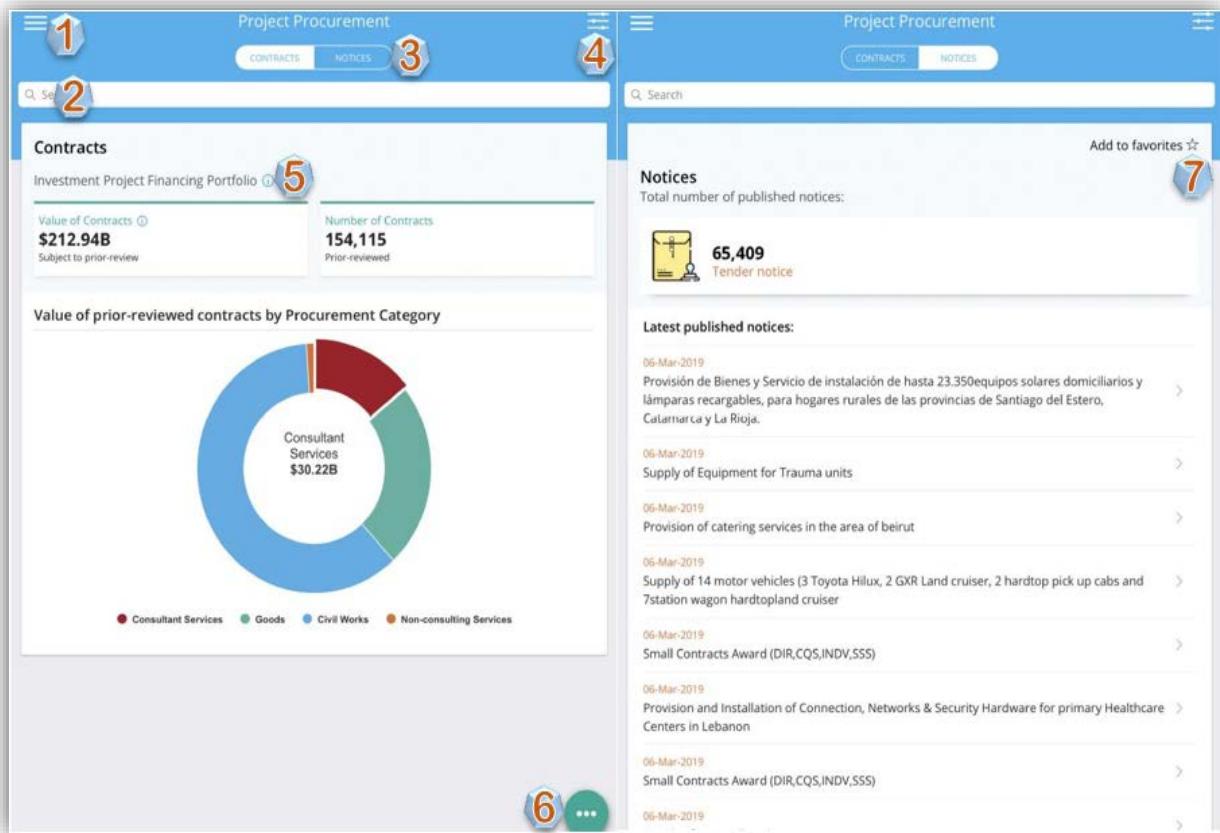



Figure 1 – Initial display when opening the application

1. The Menu icon  reveals the left side menu, allowing the user to quickly access the home content which includes the Tender Notices and Contract Awards; the 'Contracts content' include analysis such as, Trend, Regional breakdown, Sector distribution, Categories, Borrower Countries, Supplier Countries and Suppliers ranking information, as well as favorites; the 'About content' include options such as; Share the app, background info. on the WB, link to app guidance, rating, terms and conditions

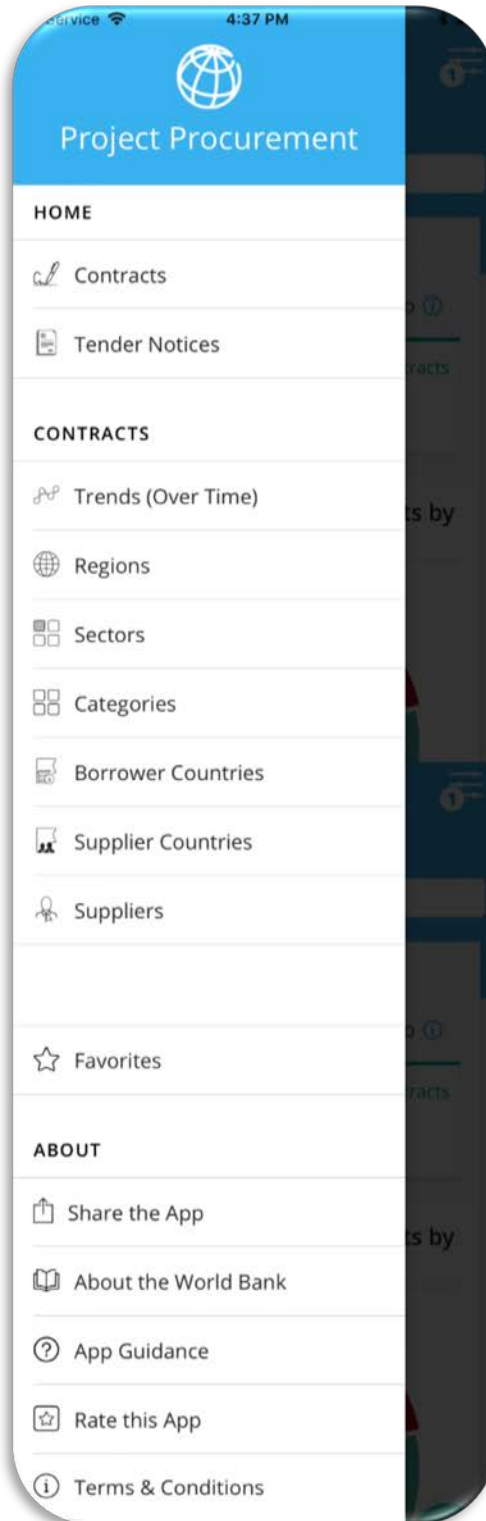





Figure II – Home menu display


2. The search area allows users to filter their current view by typing in a project ID, contract number, exact project name/Contract name, country name etc. The user can see the displayed information based on the applied filter.

3. The Contracts and Notices buttons allow the user to toggle between the tender notices content and the contracts content.
4. Selecting the filter icon  will give users the possibility to customize displayed information/charts. This will be covered in more detail in a subsequent chapter below, under 'Using the Filter menu'.
5. The  notification icon provides additional information on a specific display.
6. Tap the  icon to gain easy access to the seven pre-defined views under contracts.
7. Selecting the add to favorites button will save the currently displayed info into the favorite content.

Contracts

The data found in the contracts content includes all prior reviewed contracts from Fiscal Year 1995 to the present. Prior reviewed contracts are those that meet a certain threshold (based on risk and value), requiring the Bank to oversee the planning and implementation of the respective procurement activity. The Bank reviews each major step of the procurement process before the Borrower moves to the next stage. Further information on procurement oversight by the Bank can be found in the World Bank Procurement Regulations for IPF Borrowers.

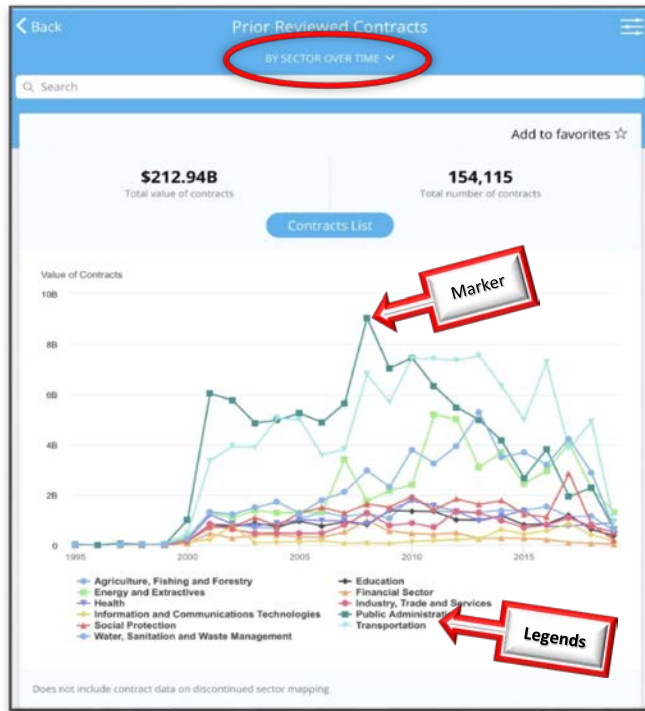
<https://policies.worldbank.org/sites/ppf3/PPFDocuments/Forms/DispPage.aspx?docid=4002&ver=current>

To access the contracts content, open the side menu by clicking the Menu icon  and select one of the seven pre-defined data views.

The pre-defined data views are automatically displayed in graphical form and allow users to analyze the contract data across different variables, with each enabled for further analysis. The user can switch between displays by clicking on  icon found in the bottom right of the screen.

The seven pre-defined data views include the following:

1. Prior reviewed contracts trend



This display provides a trend analysis of prior reviewed contract value, separated by the ten Bank sectors, dated from 1995 to present.

Users can easily change the sector view to category or region simply by using the drop-down arrow in the area circled on the chart.

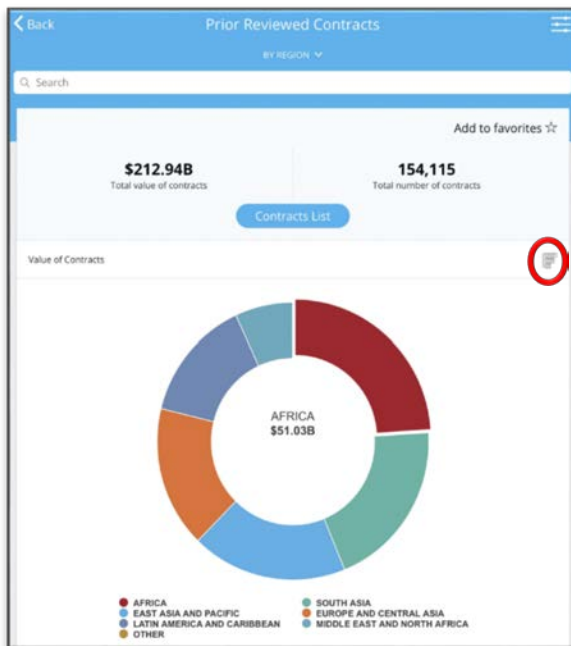
Tapping on each sector legend will exclude the sector from the display, a second tap will re-include the sector.

Users can tap on any marker to view details of a specific variable.



Users can choose to display one or multiple sector data as needed.

Figure III – Screen shot of Prior Reviewed Contracts by Total Value and Sector over time

2. Prior reviewed contracts by Region



This display provides an overview of prior reviewed contracts data aggregated into the six Bank defined regions where the contract's associated projects are located. For this categorization, Africa refers to Sub Saharan Africa.

Tapping on the  icon within the chart will switch from a pie chart to a bar chart view. Tap on the  to switch back to pie chart.

An additional region variable named 'Other' refers to contracts that fall under global/multiple-country/region projects.

Figure IV – Prior Reviewed Contracts by Region screen shot

More details on the World Bank Regions can be found at <http://www.worldbank.org/en/country>

3. Prior reviewed contracts by Sector



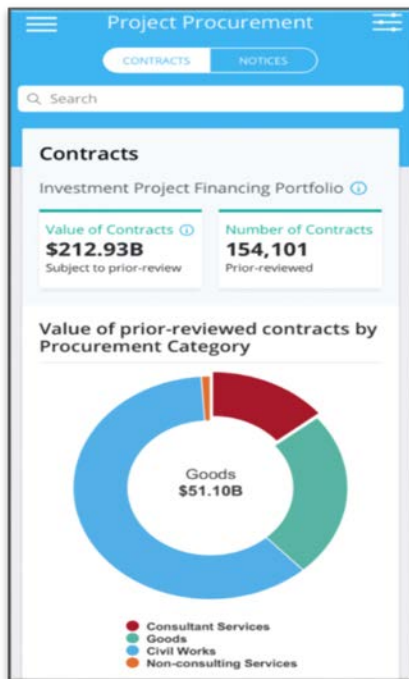
This display provides an overview of prior reviewed contract data aggregated into the ten Bank sectors. The sector is assigned based on the sector designation of the project from which the contract is financed and does not necessarily represent the procurement itself e.g. a contract to construct a school would be funded by an Education project and mapped under the Education sector.

An additional sector variable named 'Not Assigned' refers to contracts that have not been identified a project's assigned sector.

Figure V – Prior Reviewed Contracts by Sector screen shot

More details on the World Bank Sectors can be found at <http://projects.worldbank.org/sector>

4. Prior reviewed contracts by Procurement Category



This display provides an overview of prior reviewed contract data aggregated into the four Bank procurement categories to which the contracts are assigned.

Figure VI – Prior Reviewed Contracts by Procurement Category screen shot

More details on the World Bank Procurement Categories can be found at <https://spappscsec.worldbank.org/sites/ppf3/PPFDocuments/Forms/DispPage.aspx?docid=4005>

5. Prior reviewed contracts by Borrower Countries

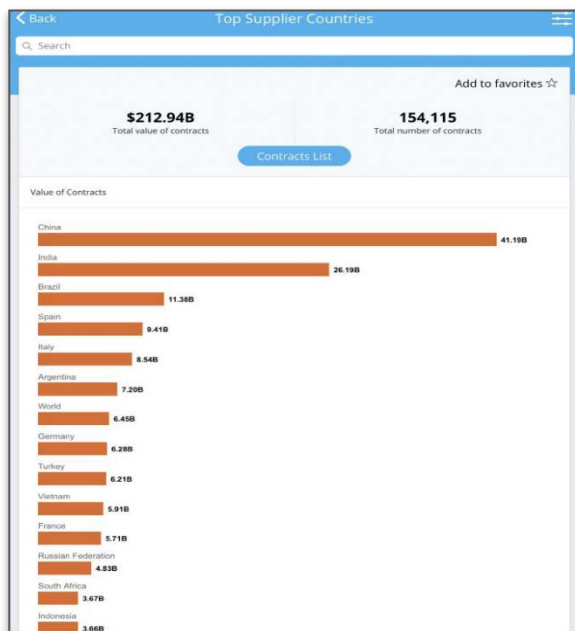


This provides an overview of prior reviewed contracts data aggregated by the country in which the associated project is located.

Figure VII – Prior Reviewed Contracts by Borrower Country screen shot

More details on the World Bank Countries can be found at <http://www.worldbank.org/en/country>

6. Prior reviewed contracts by Supplier Countries

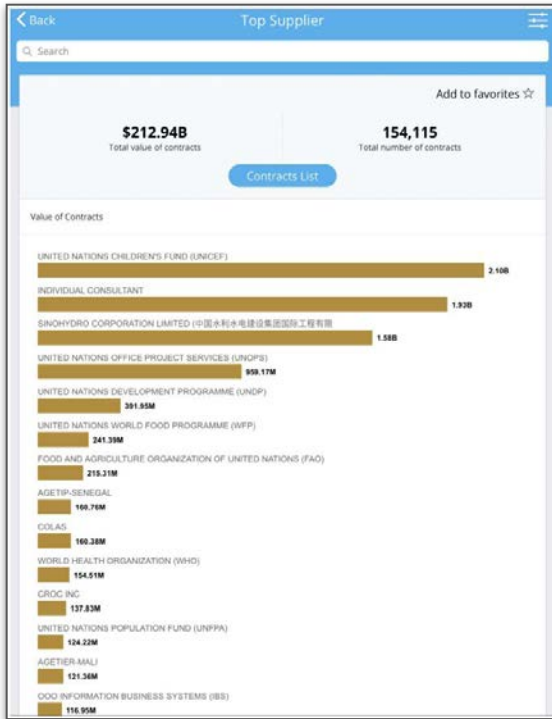


This display provides an overview of prior reviewed contracts data aggregated by the country(ies) where the contracts' awarded supplier is registered as a legal business entity.

Figure VIII – Prior Reviewed Contracts by Supplier Country screen shot

More details on the World Bank Countries can be found at <http://www.worldbank.org/en/country>

7. Prior reviewed contracts by Suppliers



This provides an overview of prior reviewed contract data aggregated by the supplier to whom contracts are awarded.

Figure IX – Prior Reviewed Contracts by Suppliers screen shot

Using the Filter menu to filter contracts data

Data views can be refined to specific parameters by using the Filter variables found at the top of the screen as shown in the figures below. The Filter variables are found on the Filter menu icon, located at the top of the screen.

To filter within a specific variable, select the variable, select specific object/objects, tap on 'Done', then tap on 'Apply', the displayed data will adjust automatically filtered for that variable as explained further below.

The available filter variables include: Borrower Country, Supplier Country, Sector, Region, Procurement Category, Procurement Method and Financial Year.

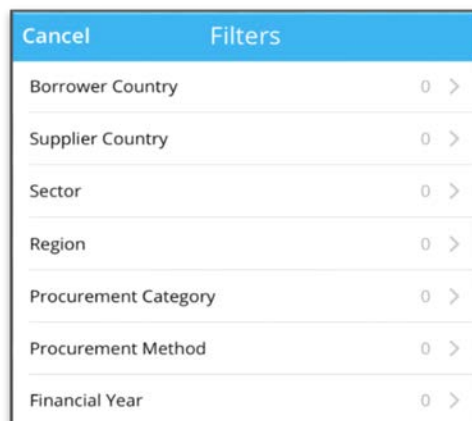


Figure X – Screen shot of the variables to filter Prior Reviewed Contract data

The example below illustrates filtering by the Borrower country. Borrower Country is defined by the country in which the associated project is located.

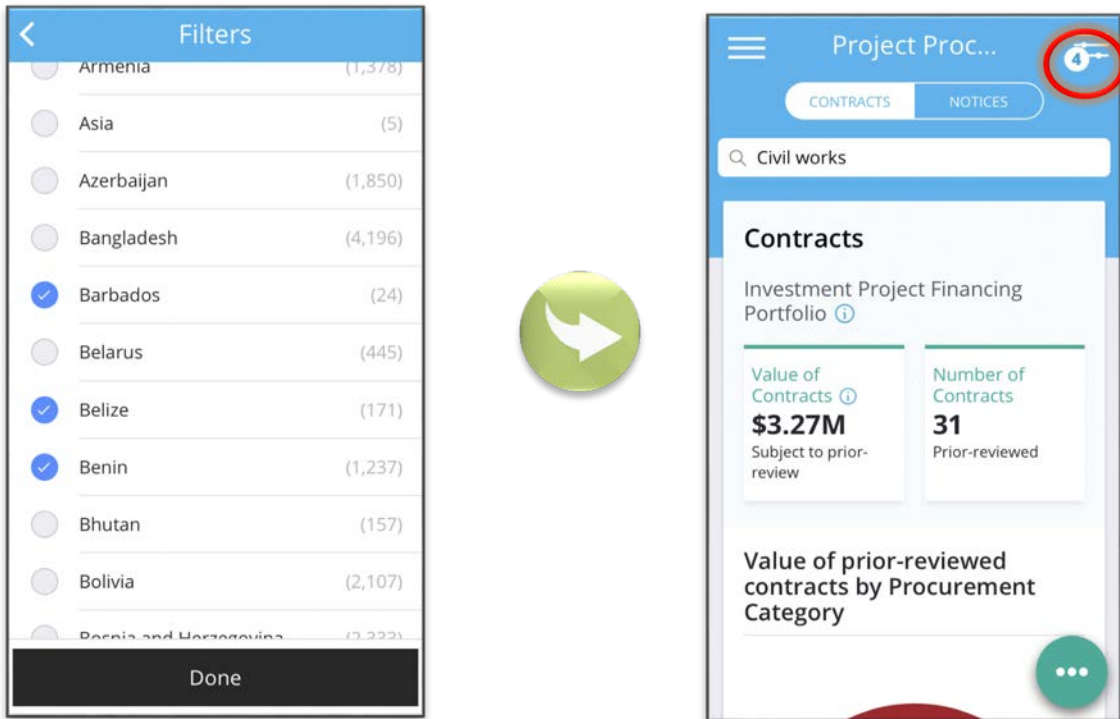


Figure XI – Civil Works contracts for three Borrower countries and result screen shot

The total number of filters applied shows next to the filter icon (4). As can be seen above, the results are for civil works contracts specifically in Barbados, Belize and Benin.

Filters can easily be reset to the default by selecting the filter icon, then tapping on the 'Clear All' button and finally on the 'Apply' button.

Enhanced navigation

When any of the seven data views are displayed, a user can quickly change/add analytical features on a specific visual item by accessing the drop-down arrow on the title of any visualizations. This will display the associated total number of contracts and the total value based on selected option.

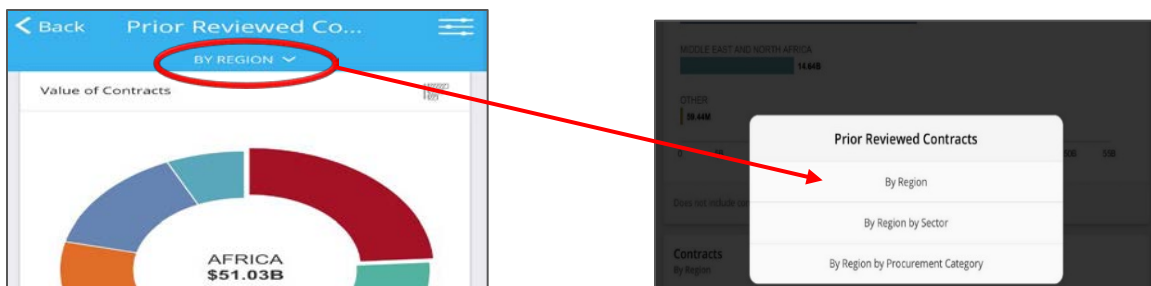
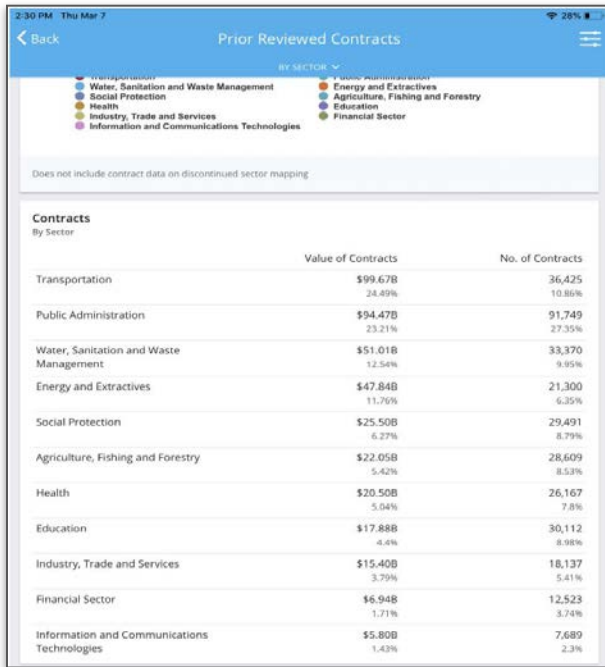


Figure XII – Displays additional data analysis options available for the first three visualizations under contracts

A detail list of contracts can easily be accessed by scrolling below all seven visualizations included within the contracts content.

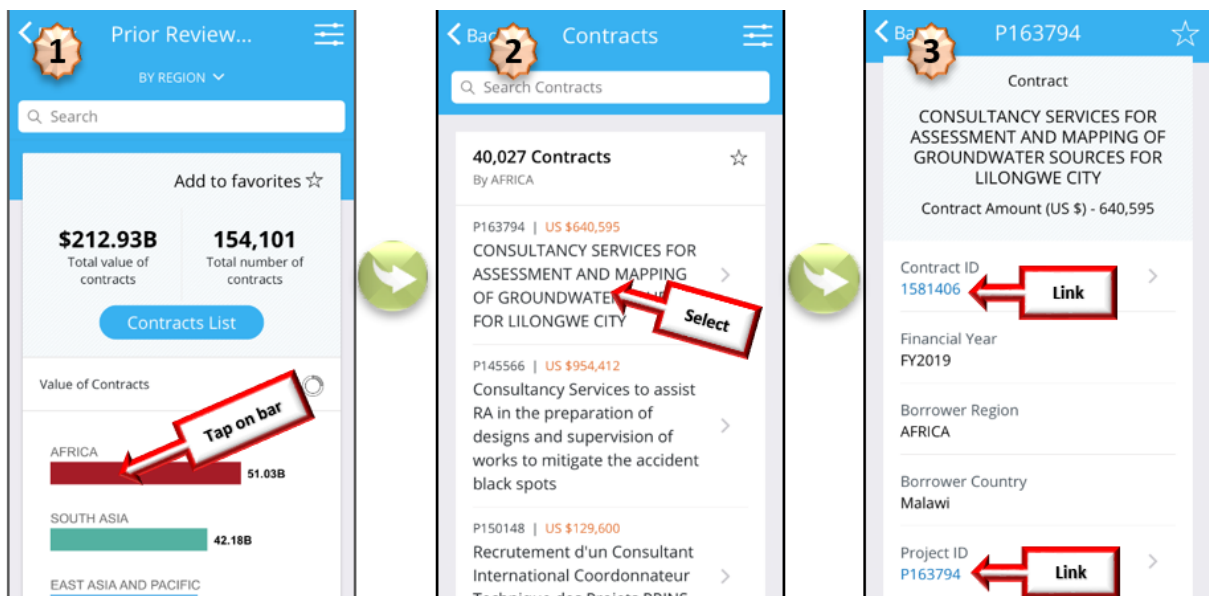


The detail list of contracts also includes the percentage breakdown of the value and number of contracts.

This percentage distribution can be found on the Region, Category and Sector analysis only.

Figure XIII – Screenshot of the detail list of contracts found underneath the sector distribution chart

To access detail information pertaining to each legend on a bar chart, tap on the bar and the list of all contracts related to it will be displayed. Tapping on each contract will open detail information on this specific contract. The contract ID and project ID areas have hyperlinks which when selected, will open either the contract or project on the world Bank project page as chronologically shown below.



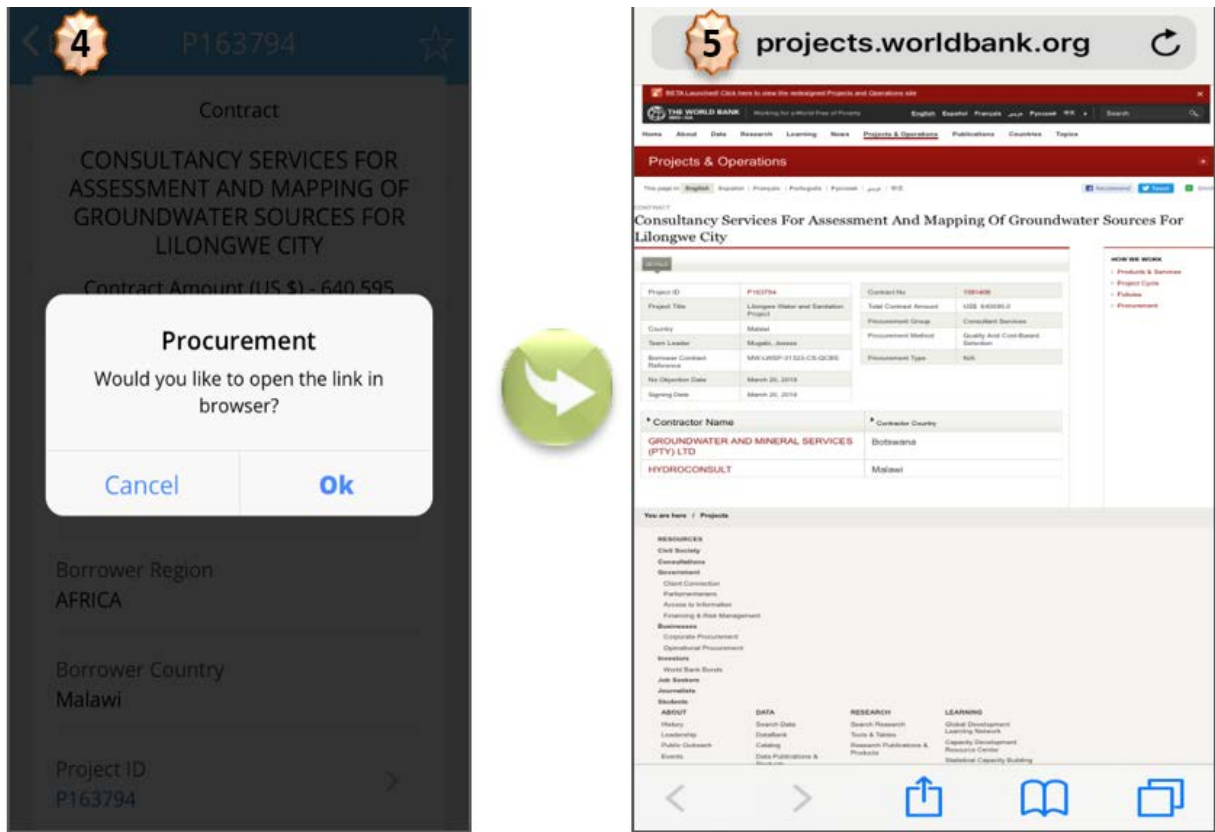


Figure XIV – Accessing additional project information from Contract Details screen shots

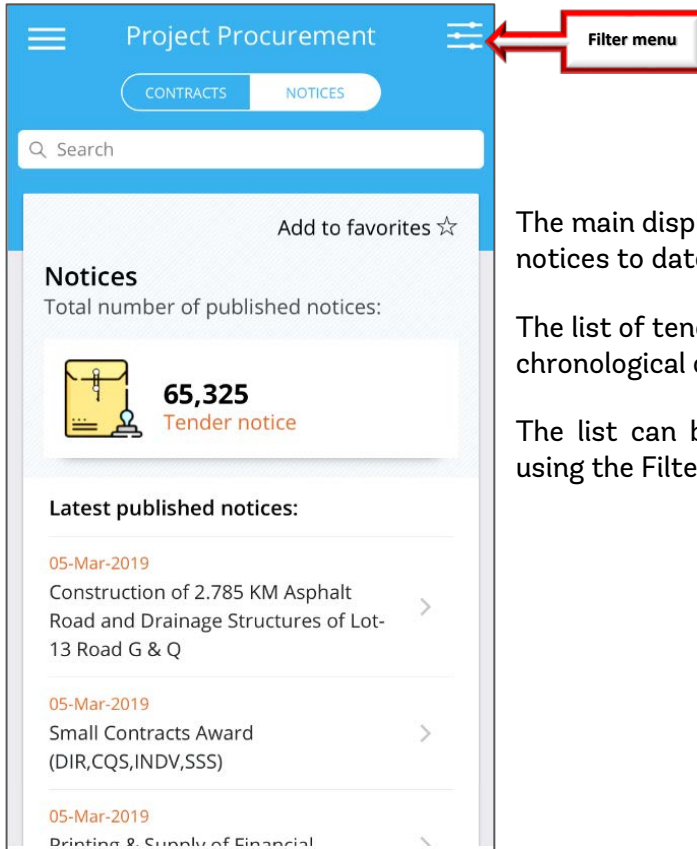
Tender Notices

The data in the procurement tender notices contains the latest of all notices which have been published by corresponding projects.

To access the procurement tender notice content from the home screen, select notices by tapping on the contracts/notices button  found on the home screen.

Navigating tender notice

The initial data view provides the latest list of all published procurement tender notices.



The main display shows the total number of tender notices to date.

The list of tender notices is displayed in a chronological order based on date published.

The list can be adjusted to specific parameters by using the Filter menu found at the top of the screen.

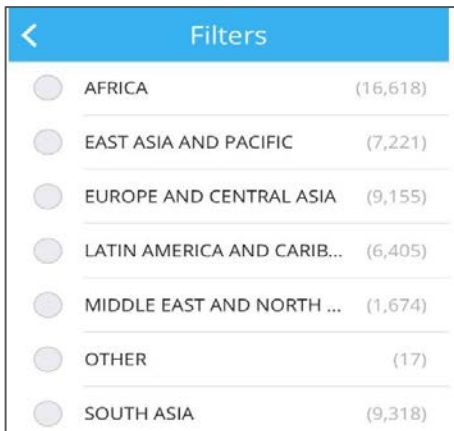
Figure XV – List of current Procurement Tender Notices screen shot

Using the Filter menu to filter procurement notices

To filter within a specific variable, tap on it and on the specific objects to filter. The displayed data then automatically adjusts. To filter within a specific variable, tap on it, select the specific object/object, tap on 'Done', then tap on 'Apply', the displayed data will adjust automatically.

The available filter variables include:

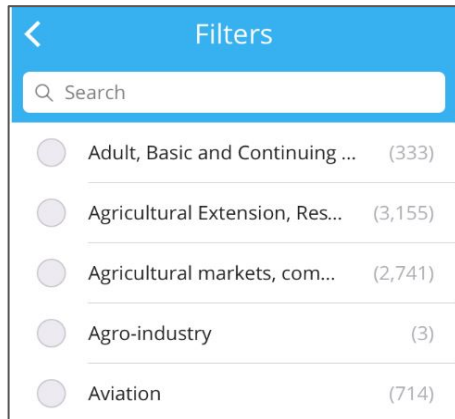
1. Region



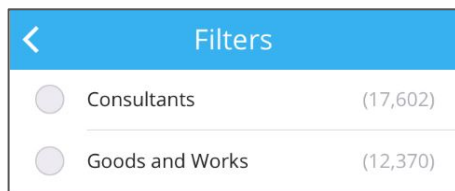
2. Country



3. Sector



4. Procurement Category



5. Notice Type

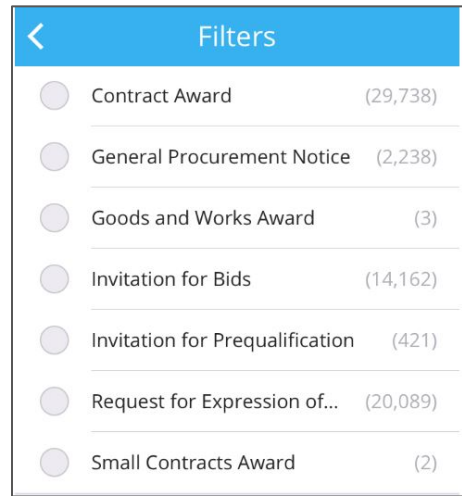
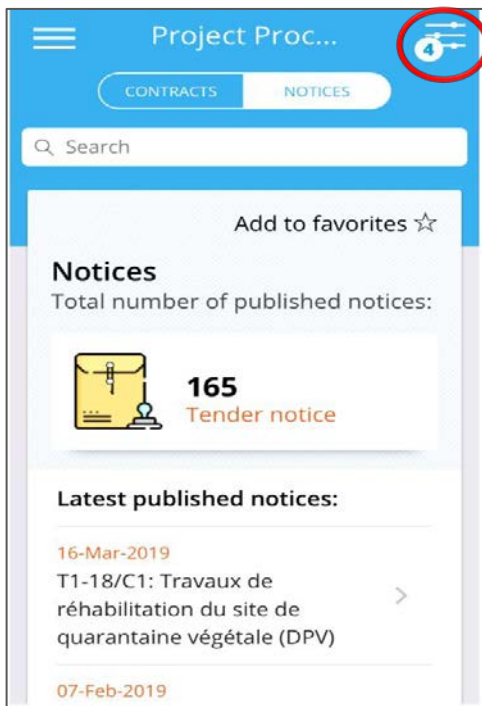


Figure XVI – Screen shots of each variable to filter current Procurement Tender Notice data



When filters are selected, the total number of filters applied shows next to the filter icon as can be seen in this figure.

These results are obtained after filtering as follows;

Region: AFRICA (1); Sector: AGRICULTURE & TOURISM (2); Notice Type: INVITATION FOR BIDS (1). Making a total of four filters applied.

Figure XVII – Screen shot of multiple selected variables applied to current Procurement Tender Notice data

Filters can easily be reset to the default by selecting the filter icon, then tapping on the 'Clear All' button and finally on the 'Apply' button.

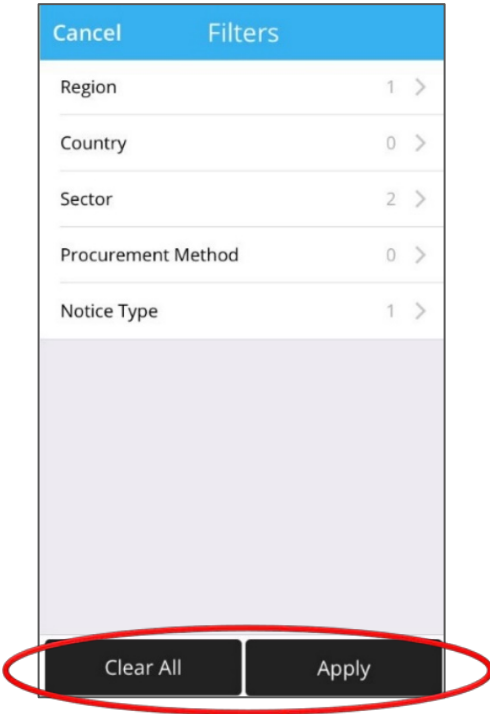


Figure XVIII – Screen shot of Clear All/Apply button used when resetting filters to default.

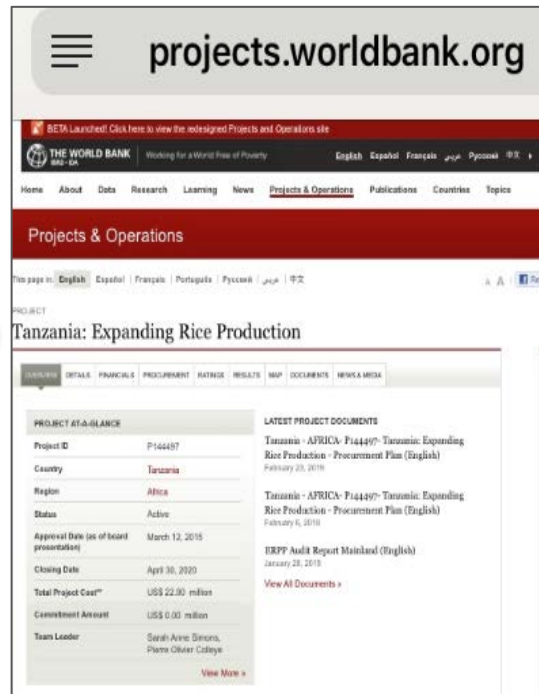
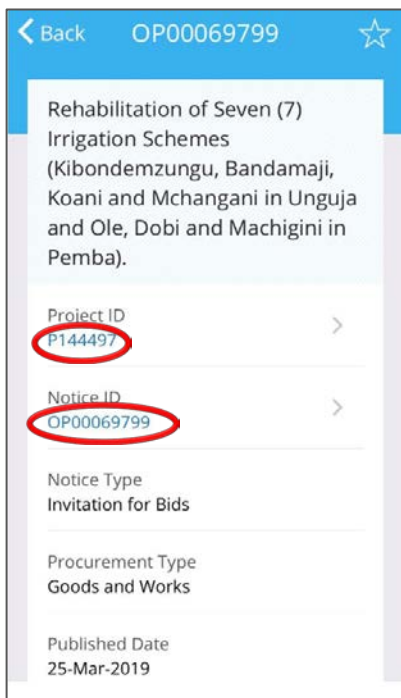



Figure XIX – screens shot of an individual procurement tender notice opened for details

When viewing a tender notice list, individual procurement tender notices can be selected to reveal detailed information as shown in the figure XIX above.

Further information on a tender notice can be accessed in two ways. The first is by clicking on the 'Project ID', which navigates to the project's information page on the WB project website, as indicated above. The second is by clicking on the 'Notice ID', this will also navigate to the contract information page on the WB project website.

Favorites

When analyzing either contract data or tender notice data, specific filters can be saved and easily accessed at any time using the Favorites functionality. This saves time for users who wish to view the same data over time.

When selecting filter variables and objects, tapping on the favorites icon , found on the top right corner of the screen, will allow the user to save the current filter setting. Once the icon is selected, the user is prompted to create a title for the bookmark and save it as a favorite.

This action can be canceled by clicking the 'cancel' button.

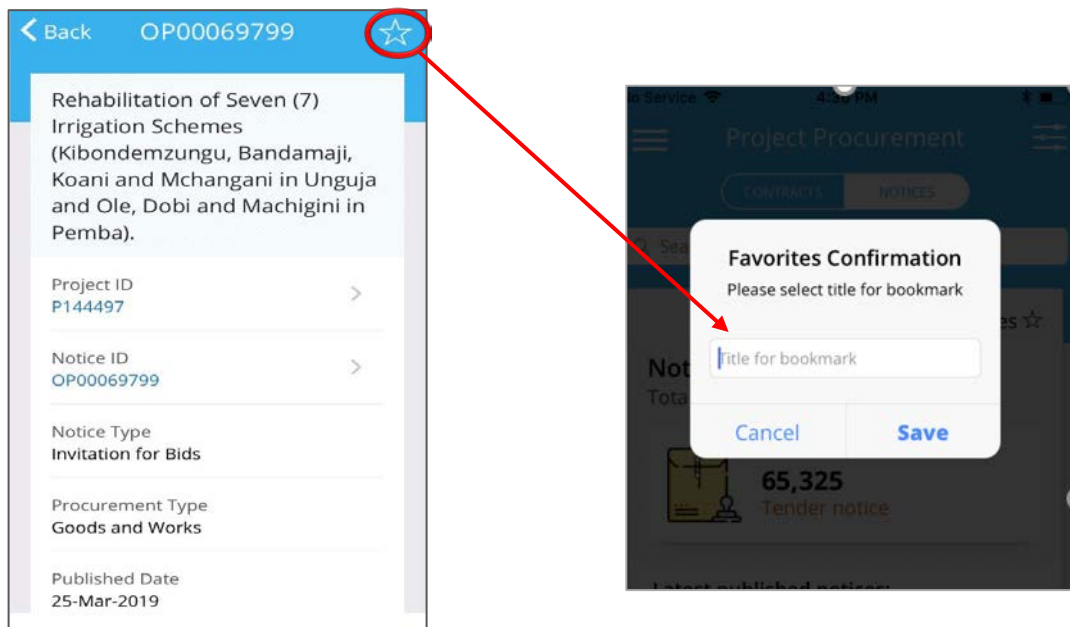



Figure XX – Notice data view display highlighting the Favorites icon selection and confirmation screen shot

Saved favorites can be accessed at any time through the Menu icon , the user can scroll down to select the favorites content as indicated below.

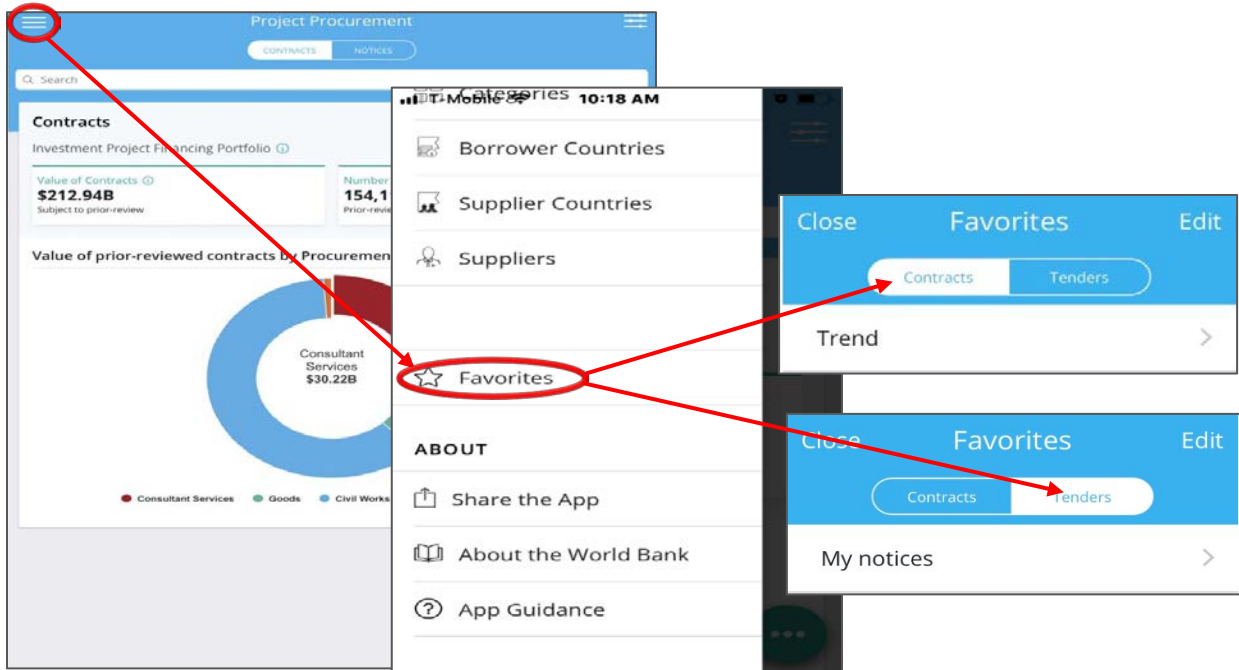


Figure XXI – Accessing saved Favorites from the Menu screen shots


Once the favorites content is opened, the user can toggle between the saved contracts content and the saved notices content by using the 'Contracts/Tender' button



About

The about content includes options such as Share the app, background info. on the WB, a link to accessing the procurement App Guidance, rating, and the Terms and Conditions.

Sharing

The Projects Procurement mobile application allows for easy sharing of content. When the sharing icon  is accessed from the menu, the user can share the displayed content through Twitter, Facebook, Email, text message, messenger, add to notes, etc.

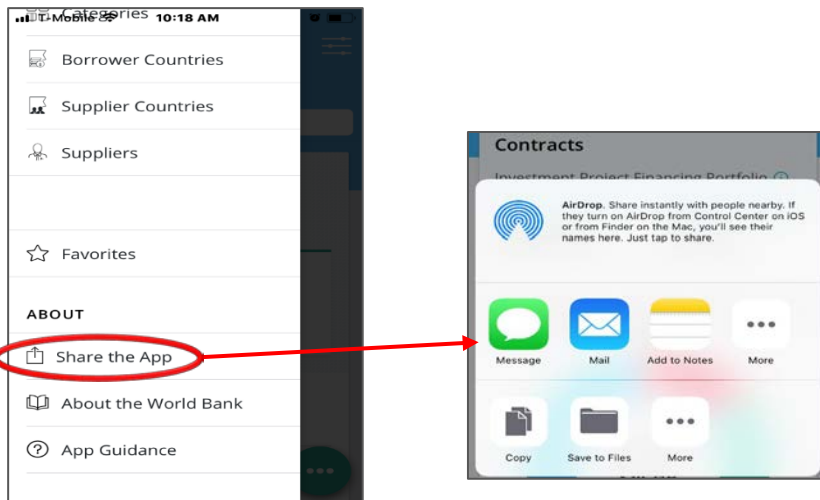



Figure XXII – Accessing the 'Sharing' function screen shot

About the World Bank

The user can access background information on the World Bank by selecting the option ‘About the World Bank’ through the menu .

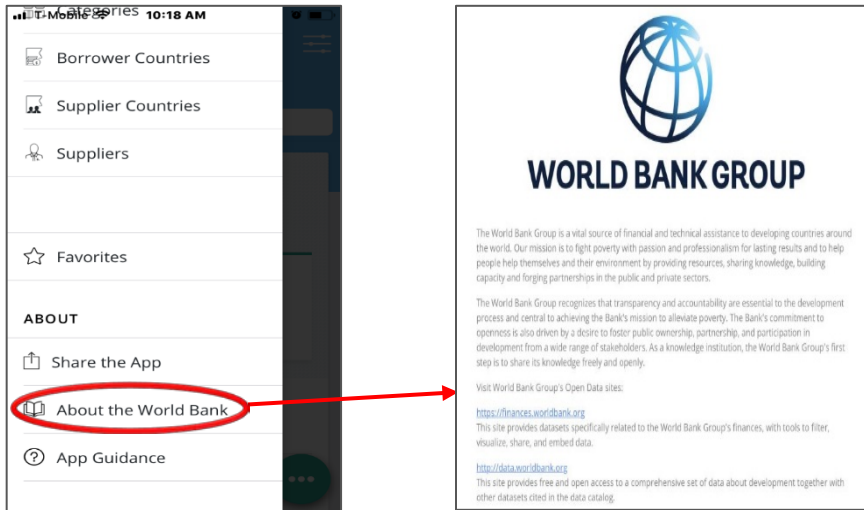


Figure XXIII – Accessing the ‘About the World Bank’ function screen shot

App Guidance

To open a copy of the procurement app guidance, the user can also select the ‘App Guidance’ tab as shown below;

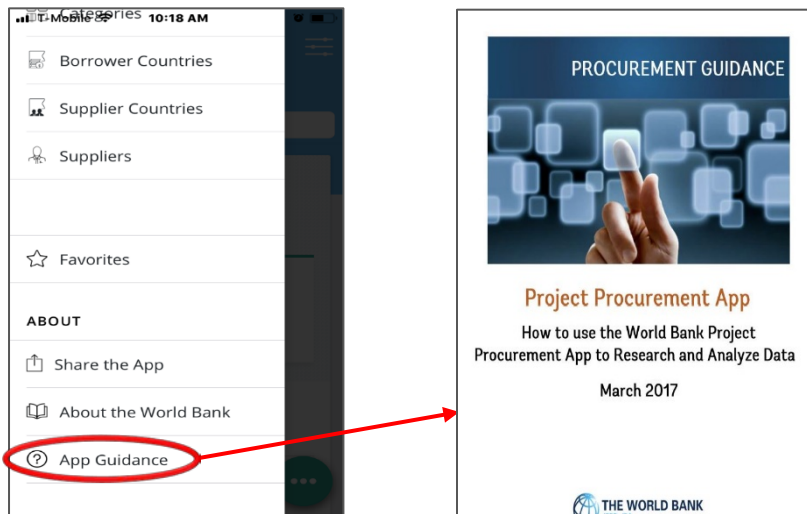


Figure XXIV – Accessing the ‘App Guidance’ function screen shot

Terms and conditions

To access a copy of the Terms and Condition, the user will select this option through the menu as indicated below

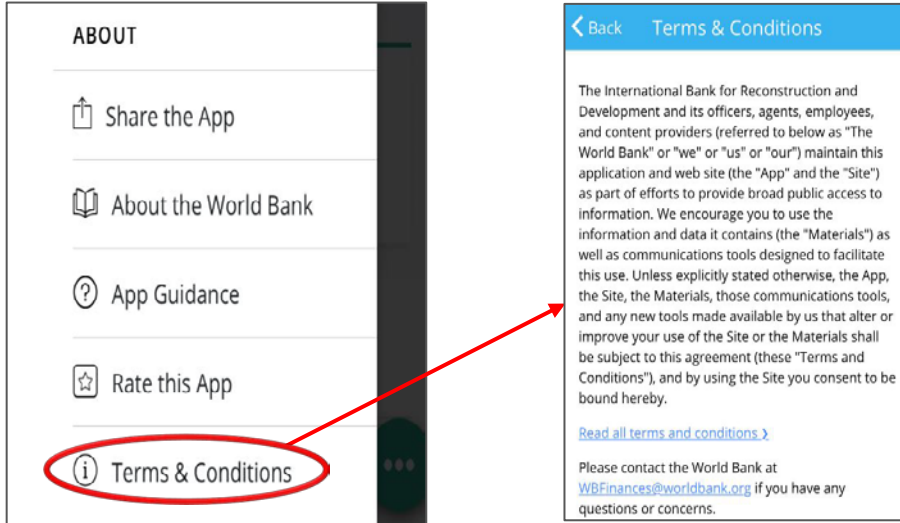


Figure XXV – Accessing the “Terms and Conditions” function screen shot

Annex I. Frequently Asked Questions

Is this mobile application available for Android devices?

Yes, the App is available for both Apple and Android devices.

Which languages are available for this mobile application?

As of publication, it is available in English.

Can I download or export the data found in the mobile application?

No, given the automated update of data, it is not possible to extract for now.

However, procurement contract data is available for further analysis and downloading at <https://finances.worldbank.org/Procurement/Corporate-Procurement-Contract-Awards/a3d9-f9xv>.

Procurement tender notice data is also available for further analysis and downloading at <http://projects.worldbank.org/procurement/procurementsearch?lang=en&showrecent=true&srce=notices>.

Where can I find more information about a project that is associated with a tender notice and/or contract?

There are multiple ways to access this additional information.

In the mobile application, when viewing detailed information about a tender notice or contract, a user can click on the Project ID which navigates to the project's information page on the WB project website.

Through a web browser, the user can access the website <http://projects.worldbank.org/> and enter the corresponding Project ID into the search field to display further information on the project.

Are there any limitations to the available data?


A potential limitation involves supplier country of origin. The World Bank determines the country of origin of a supplier (company or individual) based on the country in which the supplier is registered as a legal business entity. If a contract is awarded to a subsidiary which is registered in a country (Country A) and the parent company is registered in a different country (Country B), then the data reflects the country of origin as that registered by the subsidiary (Country A).

Why are certain suppliers labeled as 'Individual'?

The term 'individual' is used to replace the name of an awarded supplier of any consultant contract in which the awarded supplier is an individual, self-employed person. This practice is in place to protect individual privacy.

Why does Contract data only include Prior Reviewed contract information?

The World Bank provides information on Prior Reviewed contracts, as it centrally manages this data. Other contracts that are not Prior Reviewed (because they do not pass thresholds based on contract value or risk) are monitored by regional offices and that data is not centrally collected. Information on these contracts can be requested on an individual basis by contacting local World Bank Offices, and contact information can be found at <https://www.worldbank.org/en/about/contacts>



For additional information about the World Bank Procurement Framework, including Standard Procurement Documents (SPDs), Guidance, briefing, training and e-learning materials see www.worldbank.org/procurement