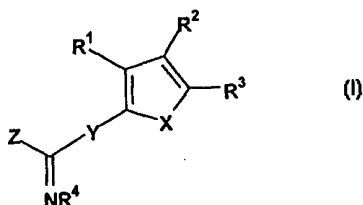


PCTWORLD INTELLECTUAL PROPERTY ORGANIZATION
International Bureau

INTERNATIONAL APPLICATION PUBLISHED UNDER THE PATENT COOPERATION TREATY (PCT)

<p>(51) International Patent Classification ⁷ : C07D 417/04, 333/38, 409/04, 413/04, 417/12, 417/14, 409/12, A61K 31/381, 31/426, A61P 43/00</p>	A1	<p>(11) International Publication Number: WO 00/47578 (43) International Publication Date: 17 August 2000 (17.08.00)</p>
<p>(21) International Application Number: PCT/US99/18065 (22) International Filing Date: 11 August 1999 (11.08.99) (30) Priority Data: 09/247,062 9 February 1999 (09.02.99) US (71) Applicant: 3-DIMENSIONAL PHARMACEUTICALS, INC. [US/US]; Eagleview Corporate Center, Suite 104, 665 Stockton Drive, Exton, PA 19341 (US). (72) Inventors: ILLIG, Carl, R.; 25 Jonathan Drive, Phoenixville, PA 19460 (US). SUBASINGHE, Nalin, L.; 129 Longford Road, West Chester, PA 19380 (US). HOFFMAN, James, B.; 2425 Chestnut Avenue, Ardmore, PA 19003 (US). WILSON, Kenneth, J.; 137 Atherton Drive, Exton, PA 19341 (US). RUDOLPH, M., Jonathan; 3820 West Brandon Way, Doylestown, PA 18901 (US). MARUGÁN, Juan, José; 104 Coach Lane, Exton, PA 19341 (US). (74) Agents: GOLDSTEIN, Jorge, A. et al.; Sterne, Kessler, Goldstein & Fox P.L.L.C., Suite 600, 1100 New York Avenue, N.W., Washington, DC 20005-3934 (US).</p>	<p>(81) Designated States: AE, AL, AM, AT, AU, AZ, BA, BB, BG, BR, BY, CA, CH, CN, CR, CU, CZ, DE, DK, DM, EE, ES, FI, GB, GD, GE, GH, GM, HR, HU, ID, IL, IN, IS, JP, KE, KG, KP, KR, KZ, LC, LK, LR, LS, LT, LU, LV, MD, MG, MK, MN, MW, MX, NO, NZ, PL, PT, RO, RU, SD, SE, SG, SI, SK, SL, TJ, TM, TR, TT, UA, UG, UZ, VN, YU, ZA, ZW, ARIPO patent (GH, GM, KE, LS, MW, SD, SL, SZ, UG, ZW), Eurasian patent (AM, AZ, BY, KG, KZ, MD, RU, TJ, TM), European patent (AT, BE, CH, CY, DE, DK, ES, FI, FR, GB, GR, IE, IT, LU, MC, NL, PT, SE), OAPI patent (BF, BJ, CF, CG, CI, CM, GA, GN, GW, ML, MR, NE, SN, TD, TG).</p> <p>Published <i>With international search report.</i></p>	

(54) Title: HETEROARYL AMIDINES, METHYLAMIDINES AND GUANIDINES AS PROTEASE INHIBITORS



(57) Abstract

The present invention is directed to compounds of Formula (I) wherein X is O, S or NR⁷ and R¹-R⁷, Y and Z are set forth in the specification, as well as hydrates, solvates or pharmaceutically acceptable salts thereof. Also described are methods for preparing the compounds of Formula (I). The novel compounds of the present invention are potent inhibitors of proteases, especially trypsin-like serine proteases, such as chymotrypsin, trypsin, plasmin and urokinase. Certain of the compounds exhibit direct, selective inhibition of urokinase, or are intermediates useful for forming compounds having such activity.

FOR THE PURPOSES OF INFORMATION ONLY

Codes used to identify States party to the PCT on the front pages of pamphlets publishing international applications under the PCT.

AL	Albania	ES	Spain	LS	Lesotho	SI	Slovenia
AM	Armenia	FI	Finland	LT	Lithuania	SK	Slovakia
AT	Austria	FR	France	LU	Luxembourg	SN	Senegal
AU	Australia	GA	Gabon	LV	Latvia	SZ	Swaziland
AZ	Azerbaijan	GB	United Kingdom	MC	Monaco	TD	Chad
BA	Bosnia and Herzegovina	GE	Georgia	MD	Republic of Moldova	TG	Togo
BB	Barbados	GH	Ghana	MG	Madagascar	TJ	Tajikistan
BE	Belgium	GN	Guinea	MK	The former Yugoslav Republic of Macedonia	TM	Turkmenistan
BF	Burkina Faso	GR	Greece	ML	Mali	TR	Turkey
BG	Bulgaria	HU	Hungary	MN	Mongolia	TT	Trinidad and Tobago
BJ	Benin	IE	Ireland	MR	Mauritania	UA	Ukraine
BR	Brazil	IL	Israel	MW	Malawi	UG	Uganda
BY	Belarus	IS	Iceland	MX	Mexico	US	United States of America
CA	Canada	IT	Italy	NE	Niger	UZ	Uzbekistan
CF	Central African Republic	JP	Japan	NL	Netherlands	VN	Viet Nam
CG	Congo	KE	Kenya	NO	Norway	YU	Yugoslavia
CH	Switzerland	KG	Kyrgyzstan	NZ	New Zealand	ZW	Zimbabwe
CI	Côte d'Ivoire	KP	Democratic People's Republic of Korea	PL	Poland		
CM	Cameroon	KR	Republic of Korea	PT	Portugal		
CN	China	KZ	Kazakstan	RO	Romania		
CU	Cuba	LC	Saint Lucia	RU	Russian Federation		
CZ	Czech Republic	LI	Liechtenstein	SD	Sudan		
DE	Germany	LK	Sri Lanka	SE	Sweden		
DK	Denmark	LR	Liberia	SG	Singapore		
EE	Estonia						

5 HETEROARYL AMIDINES, METHYLAMIDINES AND GUANIDINES AS PROTEASE INHIBITORS

*Background of the Invention*10 *Field of the Invention*

The present invention relates to novel heteroaryl compounds that function as enzyme inhibitors, and particularly to a new class of non-peptidic inhibitors of proteolytic enzymes such as urokinase (uPa).

Related Art

15 Proteases are enzymes that cleave proteins at single, specific peptide bonds. Proteases can be classified into four generic classes: serine, thiol or cysteinyl, acid or aspartyl, and metalloproteases (Cuyppers *et al.*, *J. Biol. Chem.* 257:7086 (1982)). Proteases are essential to a variety of biological activities, such as digestion, formation and dissolution of blood clots, reproduction and the
20 immune reaction to foreign cells and organisms. Aberrant proteolysis is associated with a number of disease states in man and other mammals. The human neutrophil proteases, elastase and cathepsin G, have been implicated as contributing to disease states marked by tissue destruction. These disease states include emphysema, rheumatoid arthritis, corneal ulcers and glomerular nephritis.
25 (Barret, in *Enzyme Inhibitors as Drugs*, Sandler, ed., University Park Press, Baltimore, (1980)). Additional proteases such as plasmin, C-1 esterase, C-3 convertase, urokinase and tissue-type plasminogen activators, acrosin, and kallikreins play key roles in normal biological functions of mammals. In many

5 instances, it is beneficial to disrupt the function of one or more proteolytic enzymes in the course of therapeutically treating a mammal.

Serine proteases include such enzymes as elastase (human leukocyte), cathepsin G, plasmin, C-1 esterase, C-3 convertase, urokinase and tissue-type plasminogen activators, acrosin, chymotrypsin, trypsin, thrombin, factor Xa and kallikreins.

10 Human leukocyte elastase is released by polymorphonuclear leukocytes at sites of inflammation and thus is a contributing cause for a number of disease states. Cathepsin G is another human neutrophil serine protease. Compounds with the ability to inhibit the activity of these enzymes are expected to have an anti-inflammatory effect useful in the treatment of gout, rheumatoid arthritis and other inflammatory diseases, and in the treatment of emphysema. Chymotrypsin and trypsin are digestive enzymes. Inhibitors of these enzymes are useful in treating pancreatitis. Inhibitors of urokinase plasminogen activator are useful in treating excessive cell growth disease states, such as benign prostatic hypertrophy, prostatic carcinoma and psoriasis.

20 Urokinase (urinary-type plasminogen activator or uPA; International Union of Biochemistry Classification Number: EC3.4.21.31) is a proteolytic enzyme which is highly specific for a single peptide bond in plasminogen. It is a multidomain serine protease, having a catalytic "B" chain (amino acids (aa) 144-411), and an amino-terminal fragment ("ATF", aa 1-143) consisting of a growth factor-like domain (4-43) and a Kringle domain (aa 47-135). The uPA Kringle domain appears to bind heparin, but not fibrin, lysine, or aminohexanoic acid. The growth factor-like domain bears some similarity to the structure of epidermal growth factor (EGF) and is thus also referred to as "EGF-like" domain.

25 The single chain pro-uPA is activated by plasmin, cleaving the chain into a two-chain active form that is stabilized by a disulfide bond.

30 Cleavage of the peptide bond in plasminogen by urokinase ("plasminogen activation") results in the formation of a potent general protease, plasmin. Many cell types use urokinase as a key initiator of plasmin-mediated proteolytic degradation or modification of extracellular support structures (e.g., the

35

5 extracellular matrix (ECM) and the basement membrane (BM)). Cells exist, move, and interact with each other in tissues and organs within the physical framework provided by the ECM and BM. Movement of cells within the ECM or across the BM requires local proteolytic degradation or modification of these structures, allowing cells to "invade" into adjacent areas that were previously
10 unavailable.

Central to the ability of urokinase to mediate cellular migration and invasiveness is the existence of specific high affinity urokinase receptors (uPARs) which concentrate urokinase on the cell surface, leading to the generation of locally high plasmin concentrations between cells and ECM or BM (Blasi, F., *et al.*, *Cell Biol.* 104:801-804 (1987); Roldan, A.L., *et al.*, *EMBO J.* 9:467-74
15 (1990)). The binding interaction is apparently mediated by the EGF-like domain (Rabbani, S.A., *et al.*, *J. Biol. Chem.* 267:14151-56 (1992)). Cleavage of pro-uPA into active uPA is accelerated when pro-uPA and plasminogen are receptor-bound. Thus, plasmin activates pro-uPA, which in turn activates more plasmin by cleaving plasminogen. This positive feedback cycle is apparently
20 limited to the receptor-based proteolysis on the cell surface, since a large excess of protease inhibitors is found in plasma, including α_2 antiplasmin, PAI-1 and PAI-2. High plasmin concentrations between invasive cells and ECM or BM are necessary in order to overcome inhibitory effect of these ubiquitous plasmin
25 inhibitors. Thus, it is cell surface receptor-bound urokinase, and not simply free urokinase secreted by cells, which plays the predominant role in initiating cellular invasiveness.

Plasmin can activate or degrade extracellular proteins such as fibrinogen, fibronectin, and zymogens, including matrix metalloproteinases. Plasminogen
30 activators thus can regulate extracellular proteolysis, fibrin clot lysis, tissue remodeling, developmental cell and smooth muscle cell migration, inflammation, and metastasis. Cellular invasiveness initiated by urokinase is central to a wide variety of normal and disease-state physiological processes (reviewed in Blasi, F., *et al.*, *J. Cell Biol.* 104:801-804 (1987); Danø, K., *et al.*, *Adv. Cancer Res.* 44:139-
35 266 (1985); Littlefield, B.A., *Ann. N.Y. Acad. Sci.* 622:167-175 (1991); Saksela,

5 O., *Biochim. Biophys. Acta* 823:35-65 (1985); Testa, J.E., and Quigley, J.P.,
Cancer Metast. Rev. 9:353-367 (1990)). Such processes include, but are not
limited to, angiogenesis (neovascularization), bone restructuring, embryo
implantation in the uterus, infiltration of immune cells into inflammatory sites,
10 ovulation, spermatogenesis, tissue remodeling during wound repair, restenosis
and organ differentiation, fibrosis, local invasion of tumors into adjacent areas,
metastatic spread of tumor cells from primary to secondary sites, and tissue
destruction in arthritis. Inhibitors of urokinase therefore have mechanism-based
anti-angiogenic, anti-arthritic, anti-inflammatory, anti-restenotic, anti-invasive,
15 anti-metastatic, anti-osteoporotic, anti-retinopathic (for angiogenesis-dependent
retinopathies), contraceptive, and tumoristatic activities. Inhibitors of urokinase
are useful agents in the treatment of a variety of disease states, including but not
limited to, benign prostatic hypertrophy, prostatic carcinoma and psoriasis.

Beneficial effects of urokinase inhibitors have been reported using anti-
urokinase monoclonal antibodies and certain other known urokinase inhibitors.
20 For instance, anti-urokinase monoclonal antibodies have been reported to block
tumor cell invasiveness *in vitro* (Hollas, W., *et al.*, *Cancer Res.* 51:3690-3695,
(1991); Meissauer, A., *et al.*, *Exp. Cell Res.* 192:453-459 (1991)), tumor
metastasis and invasion *in vivo* (Ossowski, L., *J. Cell Biol.* 107:2437-2445
(1988); Ossowski, L., *et al.*, *J. Cancer Res.* 51:274-81 (1991)), and angiogenesis
25 *in vivo* (Jerdan, J. A., *et al.*, *J. Cell Biol.* 115[3 Pt 2]:402a (1991)). In addition,
amiloride, a known urokinase inhibitor of only moderate potency, has been
reported to inhibit tumor metastasis *in vivo* (Kellen, J.A., *et al.*, *Anticancer Res.*
8:1373-1376 (1988)) and angiogenesis/capillary network information *in vitro*
(Alliegro, M.A., *et al.*, *J. Cell Biol.* 115[3 Pt 2]:402a (1991)).

30 Urokinase plays a significant role in vascular wound healing and arterial
neointima formation after injury, most likely affecting cellular migration.
Urokinase mediates plasmin proteolysis, which in turn promotes vascular wound-
healing and associated neointima formation (Carmeliet *et al.*, *Circ. Res.* 81:829-
839 (Nov. 1997), Lupu *et al.*, *Fibrinolysis* 10 Supp 2:33-35 (1996)). A viral
35 serine proteinase inhibitor, SERP-1, has been employed to reduce plaque

5 formation after primary balloon angioplasty in rabbits. This activity has been attributed to the inhibition by SERP-1 of cellular proteinases, such as plasmin or urokinase (Lucas *et al.*, *Circulation* 94:2890-2900 (1996)).

10 A need continues for non-peptidic compounds that are potent and selective urokinase inhibitors, and which possess greater bioavailability and fewer side-effects than currently available urokinase inhibitors. Accordingly, new classes of potent urokinase inhibitors, characterized by potent inhibitory capacity and low toxicity, are potentially valuable therapeutic agents for a variety of conditions.

Summary of the Invention

15 The present invention is broadly directed to the use of heteroaryl amidines, methylamidines and guanidines having Formula *I* (below) as protease inhibitors, preferably as urokinase inhibitors.

20 Compounds of the present invention exhibit anti-urokinase activity via direct, selective inhibition of urokinase, or are intermediates useful for forming compounds having such activity. Compounds of the present invention inhibit urokinase and are, therefore, useful anti-angiogenic, anti-arthritic, anti-inflammatory, anti-restenotic, anti-invasive, anti-metastatic, anti-osteoporotic, anti-retinopathic (for angiogenesis-dependent retinopathies), contraceptive, and tumoristatic treatment agents. For example, such treatment agents are useful in
25 the treatment of a variety of disease states, including but not limited to, benign prostatic hypertrophy, prostatic carcinoma, tumor metastasis and psoriasis.

Also provided are methods to inhibit extracellular proteolysis, methods to treat benign prostatic hypertrophy, prostatic carcinoma, tumor metastasis, psoriasis, and other conditions by administering the compound of Formula *I*.

30 A number of the heteroaryl compounds described herein are novel compounds. Therefore, the present invention is also directed to novel compounds of Formula *I*.

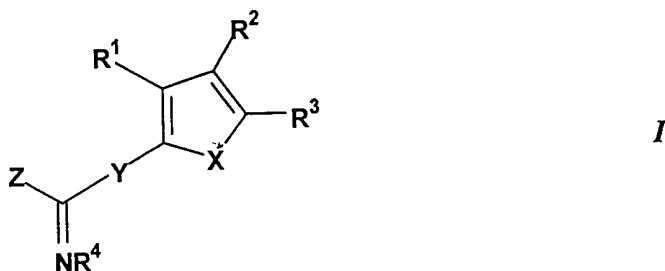
5 Further provided are pharmaceutical compositions comprising a compound of Formula *I* and one or more pharmaceutically acceptable carriers or diluents and said pharmaceutical compositions further comprising a thrombolytic agent such as tissue plasminogen activator and streptokinase.

Further provided are methods of synthesizing compounds of Formula *I*.

10

Detailed Description of the Preferred Embodiments

The present invention is broadly directed to a method of inhibiting proteases, particularly serine proteases, by contacting a serine protease with a compound of the general Formula *I*:



15 or a solvate, hydrate or pharmaceutically acceptable salt thereof; wherein:

X is O, S or NR⁷, where R⁷ is hydrogen, alkyl, aralkyl, hydroxy(C₂₋₄)alkyl, or alkoxy(C₂₋₄)alkyl;

Y is a direct covalent bond, CH₂ or NH;

Z is NR⁵R⁶, hydrogen or alkyl, provided that Y is NH whenever Z is

20

hydrogen or alkyl;

R¹ is hydrogen, amino, hydroxy, halogen, cyano, C₁₋₄ alkyl or -CH₂R, where R is hydroxy, amino or C₁₋₃ alkoxy;

R² and R³ are independently:

i. hydrogen;

ii. halogen;

iii. hydroxy;

iv. nitro;

v. cyano;

25

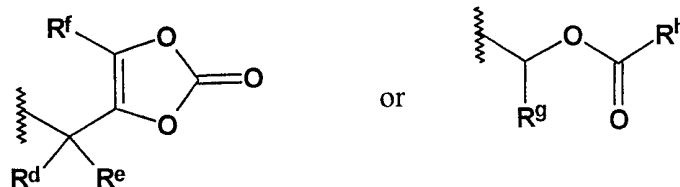
- 5 vi. amino, monoalkylamino, dialkylamino, monoarylamino, diarylamino, monoalkylmonoarylamino, monoaralkylamino, diaralkylamino, monoalkylmonoaralkylamino, monoheterocycleamino, diheterocycleamino, monoalkylmonoheterocycleamino, alkoxy-carbonylamino, aralkoxy-carbonylamino, aryloxy-carbonylamino, alkylsulfonylamino, aralkylsulfonylamino, aralkenylsulfonylamino, arylsulfonylamino, heteroarylsulfonylamino, di(aralkylsulfonyl)amino, di(aralkenylsulfonyl)amino, di(arylsulfonyl)amino, or di-(heteroarylsulfonyl)amino, formylamino, alkanoylamino, alkenoylamino, alkynoylamino, aroylamino, aralkanoylamino, aralkenoylamino, heteroaroylamino, heteroaralkanoylamino, H(S)CNH-, or
- 10 thioacylamino, wherein any of the aryl or heteroaryl containing groups can be optionally substituted on the aromatic ring and wherein any of the heterocycle containing groups can be optionally ring substituted;
- vii. aminocarbonyl, monoalkylaminocarbonyl, dialkylaminocarbonyl, acyl, aminoacyl, monoarylamino-carbonyl, diarylamino-carbonyl or
- 20 monoalkylmonoarylamino-carbonyl;
- viii. aminothiocarbonyl, monoalkylaminothiocarbonyl, dialkylaminothiocarbonyl, thioacyl or aminothioacyl;
- ix. aminocarbonylamino, mono- and dialkylaminocarbonylamino, mono- and diarylamino-carbonylamino, or mono- and
- 25 diaralkylaminocarbonylamino;
- x. aminocarbonyloxy, mono- and dialkylaminocarbonyloxy, mono- and diarylamino-carbonyloxy, mono- and diaralkylaminocarbonyloxy;
- xi. aminosulfonyl, mono- and dialkylaminosulfonyl, mono- and diarylamino-sulfonyl, or mono- and diaralkylaminosulfonyl;
- 30 xii. alkoxy, or alkylthio, wherein the alkyl portion of each group may be optionally substituted,
- xiii. aralkoxy, aryloxy, heteroaryloxy, aralkylthio, arylthio, or heteroarylthio, wherein the aryl portion of each group can be optionally substituted;

- 5 xiv. alkylsulfonyl, wherein the alkyl portion can be optionally substituted;
- xv. aralkylsulfonyl, aralkenylsulfonyl, arylsulfonyl or heteroarylsulfonyl, wherein the aryl portion of each group can be optionally substituted;
- 10 xvi. alkenyl, or alkynyl;
- xvii. optionally substituted aryl;
- xviii. optionally substituted alkyl;
- xix. optionally substituted aralkyl;
- xx. optionally substituted heterocycle; or
- 15 xxi. optionally substituted cycloalkyl; and

R^4 , R^5 and R^6 are independently hydrogen, C_{1-4} alkyl, aryl, hydroxyalkyl, aminoalkyl, monoalkylamino(C_{2-10})alkyl, dialkylamino(C_{2-10})alkyl, carboxyalkyl, cyano, amino, alkoxy, or hydroxy, or $-CO_2R^w$, where

R^w is alkyl, cycloalkyl, phenyl, benzyl,

20



where R^d and R^e are independently hydrogen, C_{1-6} alkyl, C_{2-6} alkenyl or phenyl, R^f is hydrogen, C_{1-6} alkyl, C_{2-6} alkenyl or phenyl, R^g is hydrogen, C_{1-6} alkyl, C_{2-6} alkenyl or phenyl, and R^h is aralkyl or C_{1-6} alkyl.

25

The present invention is also directed to novel compounds of Formula I, where X, Y and R^1 - R^6 are as defined above;

provided that at least one of R^2 or R^3 is selected from the group consisting of:

- (a) an optionally substituted alkyl group, preferably C_1 - C_6 alkyl, more preferably C_1 - C_3 ;
- 30 (b) alkoxy, aryloxy, alkylthio or arylthio, any of which is optionally substituted;

5 (c) optionally substituted C₆-C₁₄ aryl, or optionally substituted aralkyl, except that R³ is not nitrophenyl or aminophenyl, when R¹ and R² are both hydrogen or methyl;

(d) optionally substituted heterocycle; and

(e) optionally substituted cycloalkyl.

10 When an alkyl-containing group, heterocyclic-containing group or aryl-containing group of R² or R³ is optionally substituted, the optional substituents can be 1 to 4 non-hydrogen substituents, provided that the resulting compound is stable. Values of optional substituents on alkyl groups are halogen, hydroxy, thiol, amino, monoalkylamino, dialkylamino, formylamino, aminoiminomethyl, acylamino, aminoacyl, mono- or di- alkylaminocarbonyl, thiocarbonylamino, 15 thioacylamino, aminothiocarbonyl, alkoxy, aryloxy, aminocarbonyloxy, mono- or di-alkylaminocarbonyloxy, mono- or diarylamino carbonyloxy, mono- or diaralkylaminocarbonyloxy, alkylsulfonyl, arylsulfonyl, aralkylsulfonyl, alkylsulfonylamino, arylsulfonylamino, aralkylsulfonylamino, alkoxy carbonylamino, aralkoxy carbonylamino, aryloxy carbonylamino, mono- or di- alkylaminothiocarbonyl, aralkoxy, carboxy, carboxyalkyl, alkoxy carbonyl, alkoxy carbonylalkyl, nitro, cyano, trifluoromethyl, alkylthio and arylthio.

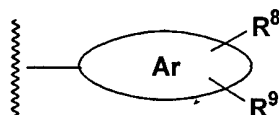
Preferred values of optional substituents on an alkyl group are chloro, hydroxy, amino, mono(C₁₋₄)alkylamino, di(C₁₋₄)alkylamino, formylamino, C₂₋₆ acylamino, aminocarbonyl, C₂₋₈ aminoacyl, C₁₋₆ alkoxy, C₆₋₁₄ aryloxy, carboxy, 25 carboxy(C₁₋₆)alkyl, C₂₋₈ alkoxy carbonyl, nitro, cyano, trifluoromethyl, C₁₋₆ alkylthio, C₆₋₁₄ arylthio, C₁₋₆ alkylsulfonylamino, C₇₋₁₅ aralkylsulfonylamino, C₆₋₁₀ arylsulfonylamino, mono- or di(C₁₋₆)alkylaminocarbonyloxy, mono- or di-(C₆₋₁₀)arylaminocarbonyloxy, mono- or di(C₇₋₁₅)aralkylcarbonyloxy, C₁₋₆ alkoxy carbonylamino, C₇₋₁₅ aralkoxy carbonylamino, and C₆₋₁₀ aryloxy carbonylamino. 30

Preferred values of optional substituents on aryl-containing and heterocyclic-containing groups include chloro, hydroxy, amino, mono(C₁₋₄) alkylamino, di(C₁₋₄)alkylamino, formylamino, C₂₋₆ acylamino, aminocarbonyl, C₂₋₈ aminoacyl, C₃₋₇ cycloalkyl, C₁₋₆ alkyl, C₁₋₆ alkoxy, C₆₋₁₄ aryloxy, carboxy, 35

5 carboxy(C₁₋₆)alkyl, C₂₋₈ alkoxy carbonyl, nitro, cyano, trifluoromethyl, C₁₋₆ alkylthio, C₆₋₁₄ arylthio, C₆₋₁₄ aryl, substituted phenyl, tetrazolyl, thienyl (further optionally substituted by one, two or three of chloro, hydroxy, C₁₋₄ alkyl, C₁₋₄ alkoxy, amino or carboxy), 3,4-methylenedioxy, 3,4-ethylenedioxy, 3,4-propylenedioxy, C₁₋₆ alkylsulfonylamino, C₇₋₁₅ aralkylsulfonylamino, C₁₋₆ arylsulfonylamino, C₁₋₆ alkyl/sulfonyl, C₆₋₁₀ arylsulfonyl, mono- or di(C₁₋₆)alkylaminocarbonyloxy, mono- or di-C₆₋₁₀ arylaminocarbonyloxy, mono- or di-(C₇₋₁₅)aralkylcarbonyloxy, C₁₋₆ alkoxy carbonylamino, C₇₋₁₅ aralkoxy carbonylamino, C₆₋₁₀ aryloxy carbonylamino, C₂₋₆ thioacylamino, aminothiocarbonyl, and C₂₋₈ aminothioacyl.

15 Preferred values of R¹ include hydrogen, amino, hydroxy and fluoro.

A preferred value of R² is Formula II:



where Ar is phenyl, thiazolyl, thiazolinyl, oxazolyl, isothiazolyl, isoxazolyl, imidazolyl, pyridyl, pyrimidinyl, pyrazinyl, thienyl (thiophenyl), pyrrolyl, oxazoliny and benzothiényl.

20 Preferred values of R³ include C₁₋₄ alkyl (optionally substituted), halogen, amino, acylamino, C₁₋₆ alkylthio (such as methylthio or ethylthio), C₁₋₆ alkoxy (such as methoxy and ethoxy), trifluoromethyl, methylsulfonyl, and benzylthio.

A preferred value of X is divalent sulfur (S).

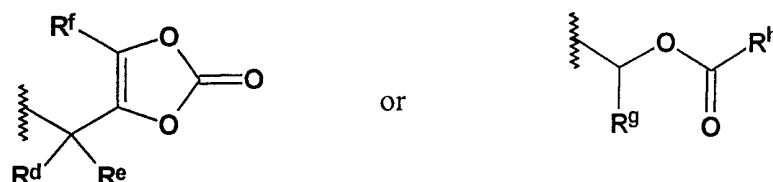
25 Preferred values of Y are a covalent bond or —NH—, most preferably a covalent bond.

Preferred values of R⁴, R⁵ and R⁶ in Formula I are hydrogen, hydroxy, cyano, C₁₋₆ alkyl, or C₁₋₆ alkoxy. Suitable values of R⁴, R⁵ and R⁶ include hydrogen, methyl, ethyl, propyl, *n*-butyl, hydroxy, methoxy, and ethoxy. In the most preferred embodiments, R⁴, R⁵ and R⁶ are each hydrogen.

30 Preferred values of R⁴, R⁵ and R⁶ in Formula I also include prodrugs such as —CO₂R^w, where R^w, in each instance, is preferably one of C₁₋₄alkyl, C₄₋₇cycloalkyl or benzyloxycarbonyl. Suitable values of R⁴, R⁵ and R⁶ include

5 hydrogen, methyl, ethyl, propyl, *n*-butyl, hydroxy, methoxy, ethoxy, cyano, $-\text{CO}_2\text{CH}_3$, $-\text{CO}_2\text{CH}_2\text{CH}_3$ and $-\text{CO}_2\text{CH}_2\text{CH}_2\text{CH}_3$. In the most preferred embodiments, R^4 , R^5 and R^6 are each hydrogen.

Also preferred at R^4 , R^5 and R^6 is the group $-\text{CO}_2\text{R}^w$, where R^w is one of



10 where R^d - R^h are defined as above. When R^4 , R^5 and R^6 are $-\text{CO}_2\text{R}^w$, where R^w is one of one of these moieties, the resulting compounds are prodrugs that possess desirable formulation and bioavailability characteristics. A preferred value for each of R^d , R^e and R^f is hydrogen, R^f is methyl, and preferred values for R^h include benzyl and *tert*-butyl.

15 Preferred values of R^7 include hydrogen, C_{1-6} alkyl, C_{6-10} ar(C_{1-4})alkyl, and C_{2-6} hydroxyalkyl. Suitable values are hydrogen, methyl, ethyl, and benzyl.

The term "alkyl" as employed herein by itself or as part of another group refers to both straight and branched chain radicals of up to 12 carbons, such as methyl, ethyl, propyl, isopropyl, butyl, *t*-butyl, isobutyl, pentyl, hexyl, isohexyl, heptyl, 4,4-dimethylpentyl, octyl, 2,2,4-trimethylpentyl, nonyl, decyl, undecyl, dodecyl.

20

The term "alkenyl" is used herein to mean a straight or branched chain radical of 2-20 carbon atoms, unless the chain length is limited thereto, including, but not limited to, ethenyl, 1-propenyl, 2-propenyl, 2-methyl-1-propenyl, 1-butenyl, 2-butenyl, and the like. Preferably, the alkenyl chain is 2 to 10 carbon atoms in length, more preferably, 2 to 8 carbon atoms in length most preferably from 2 to 4 carbon atoms in length.

25

The term "alkynyl" is used herein to mean a straight or branched chain radical of 2-20 carbon atoms, unless the chain length is limited thereto, wherein there is at least one triple bond between two of the carbon atoms in the chain,

30

5 including, but not limited to, acetylene, 1-propylene, 2-propylene, and the like. Preferably, the alkynyl chain is 2 to 10 carbon atoms in length, more preferably, 2 to 8 carbon atoms in length, most preferably from 2 to 4 carbon atoms in length.

In all instances herein where there is an alkenyl or alkynyl moiety as a substituent group, the unsaturated linkage, i.e., the vinylene or acetylene linkage
10 is preferably not directly attached to a nitrogen, oxygen or sulfur moiety.

The term "alkylthio" as employed herein by itself or as part of another group refers to a straight or branched chain radical of 1 to 20 carbon atoms, unless the chain length is limited thereto, bonded to a sulfur atom, including, but not limited to, methylthio, ethylthio, *n*-propylthio, isopropylthio, and the like.
15 Preferably the alkylthio chain is 1 to 10 carbon atoms in length, more preferably 1 to 8 carbon atoms in length.

The term "alkoxy" as employed herein by itself or as part of another group refers to a straight or branched chain radical of 1 to 20 carbon atoms, unless the chain length is limited thereto, bonded to an oxygen atom, including, but not limited to, methoxy, ethoxy, *n*-propoxy, isopropoxy, and the like. Preferably the
20 alkoxy chain is 1 to 10 carbon atoms in length, more preferably 1 to 8 carbon atoms in length.

The term "cycloalkyl" as employed herein by itself or as part of another group refers to cycloalkyl groups containing 3 to 9 carbon atoms. Typical examples are cyclopropyl, cyclobutyl, cyclopentyl, cyclohexyl, cycloheptyl,
25 cyclooctyl and cyclononyl.

The term "halogen" or "halo" as employed herein by itself or as part of another group refers to chlorine, bromine, fluorine or iodine with chlorine being preferred.

30 The term "acyl" as employed herein by itself or as part of another group refers to the group $-C(O)R^g$ where R^g is alkyl, alkenyl, alkynyl, aryl, aralkyl, aralkenyl, heteroaryl, heteroarylalkyl or heteroarylalkenyl. Preferred acyl groups are alkanoyl, aralkanoyl and aroyl groups ($-C(O)R^g$ where R^g is C_{1-8} alkyl, C_{6-10} aryl(C_{1-4})alkyl or C_{6-10} aryl).

5 The term "thioacyl" as employed herein by itself or as part of another group refers to the group $-C(S)R^g$ where R^g is alkyl, alkenyl, alkynyl, aryl, aralkyl, aralkenyl, heteroaryl, heteroarylalkyl or heteroarylalkenyl, preferably C_{1-8} alkyl.

 The term "thiocarbonyl" as employed herein by itself or as part of another group refers to the group $-C(S)-$.

10 The term "monoalkylamine" as employed herein by itself or as part of another group refers to an amino group which is substituted with one alkyl group having from 1 to 6 carbon atoms.

 The term "dialkylamine" as employed herein by itself or as part of another group refers to an amino group which is substituted with two alkyl groups, each
15 having from 1 to 6 carbon atoms

 The term "aryl" as employed herein by itself or as part of another group refers to monocyclic or bicyclic aromatic groups containing from 6 to 14 carbons in the ring portion, preferably 6-10 carbons in the ring portion, such as phenyl, naphthyl or tetrahydronaphthyl.

20 The term "aralkyl" or "arylalkyl" as employed herein by itself or as part of another group refers to C_{1-6} alkyl groups as discussed above having an aryl substituent, such as benzyl, phenylethyl or 2-naphthylmethyl.

 The terms "heterocyclic," "heterocyclo" or "heterocycle" as employed herein by themselves or as part of larger groups refers to a saturated or wholly or
25 partially unsaturated 3-7 membered monocyclic, or 7-10 membered bicyclic ring system, which consists of carbon atoms and from one to four heteroatoms independently selected from the group consisting of O, N, and S, wherein the nitrogen and sulfur heteroatoms can be optionally oxidized, the nitrogen can be optionally quaternized, and including any bicyclic group in which any of the
30 above-defined heterocyclic rings is fused to a benzene ring, and wherein the heterocyclic ring can be substituted on carbon or on a nitrogen atom if the resulting compound is stable. Especially useful are rings containing one oxygen or sulfur, one to three nitrogen atoms, or one oxygen or sulfur combined with one or two nitrogen atoms. Examples of such heterocyclic groups include piperidinyl,
35 piperazinyl, 2-oxopiperazinyl, 2-oxopiperidinyl, 2-oxopyrrolodinyl, 2-

5 oxoazepinyl, azepinyl, pyrrolyl, 4-piperidonyl, pyrrolidinyl, pyrazolyl,
pyrazolidinyl, imidazolyl, imidazoliny, imidazolidinyl, pyridyl, pyrazinyl,
pyrimidinyl, pyridazinyl, oxazolyl, oxazolidinyl, isoxazolyl, isoxazolidinyl,
morpholinyl, thiazolyl, thiazolidinyl, isothiazolyl, quinuclidinyl, isothiazolidinyl,
10 indolyl, indanyl, quinolinyl, isoquinolinyl, benzimidazolyl, thiadiazoyl,
benzopyranyl, benzothiazolyl, benzoxazolyl, furyl, tetrahydrofuryl,
tetrahydropyranyl, thienyl, benzothienyl, thiamorpholinyl, thiamorpholinyl
sulfoxide, thiamorpholinyl sulfone, and oxadiazolyl. Morpholino is the same as
morpholinyl.

15 The term "heteroatom" is used herein to mean an oxygen atom ("O"), a
sulfur atom ("S") or a nitrogen atom ("N"). It will be recognized that when the
heteroatom is nitrogen, it may form an NR^yR^z moiety, wherein R^y and R^z are,
independently from one another, hydrogen or C_1 to C_8 alkyl, or together with the
nitrogen to which they are bound, form a saturated or unsaturated 5-, 6-, or 7-
membered ring.

20 The term "heteroaryl" as employed herein refers to groups having 5 to 14
ring atoms; 6, 10 or 14 π electrons shared in a cyclic array; and containing carbon
atoms and 1, 2 or 3 oxygen, nitrogen or sulfur heteroatoms (where examples of
heteroaryl groups are: thienyl, benzo[b]thienyl, naphtho[2,3-b]thienyl,
thianthrenyl, furyl, pyranyl, isobenzofuranyl, benzoxazolyl, chromenyl, xanthenyl,
25 phenoxathiinyl, 2*H*-pyrrolyl, pyrrolyl, imidazolyl, pyrazolyl, pyridyl, pyrazinyl,
pyrimidinyl, pyridazinyl, indoliziny, isoindolyl, 3*H*-indolyl, indolyl, indazolyl,
purinyl, 4*H*-quinoliziny, isoquinolyl, quinolyl, phthalazinyl, naphthyridinyl,
quinazoliny, cinnoliny, pteridinyl, 4 α *H*-carbazolyl, carbazolyl, β -carboliny,
phenanthridinyl, acridinyl, perimidiny, phenanthroliny, phenazinyl, isothiazolyl,
30 phenothiazinyl, isoxazolyl, furazanyl and phenoxazinyl groups).

The expression "prodrug" denotes a derivative of a known direct acting
drug, which derivative has enhanced delivery characteristics and therapeutic value
as compared to the drug, and is transformed into the active drug by an enzymatic
or chemical process. Useful prodrugs are those where R^4 , R^5 and/or R^6 are

5 -CO₂R^w, where R^w is defined above. *See*, U.S. Patent No. 5,466,811 and Saulnier *et al.*, *Bioorg. Med. Chem. Lett.* 4:1985-1990 (1994).

The term "substituted", as used herein, means that one or more hydrogens of the designated moiety are replaced with a selection from the indicated group, provided that no atom's normal valency is exceeded, and that the substitution results in a stable compound. When a substituent is keto (i.e., =O), then 2 hydrogens attached to an atom of the moiety are replaced.

By "stable compound" or "stable formula" is meant herein a compound that is sufficiently robust to survive isolation to a useful degree of purity from a reaction mixture and formulation into an efficacious therapeutic agent.

15 A first preferred group of compounds falling within the scope of the present invention include compounds of Formula I wherein X is sulfur or oxygen; Y is a covalent bond or -NH-; R¹ is hydrogen, amino, hydroxy or halogen; R⁴, R⁵ and R⁶ are independently hydrogen, C₁₋₄ alkyl, amino, cyano, C₁₋₄ alkoxy or hydroxy, and are preferably all hydrogen; one of R² or R³ is hydrogen, C₁₋₆ alkyl (optionally substituted with hydroxy, amino, carboxy or aminocarbonyl), C₁₋₆ alkylthio or C₁₋₆ alkoxy; and the other of R² or R³ is aminoacyl, acylamino, aminosulfonyl, sulfonylamino, aminocarbonylamino, alkoxycarbonylamino, optionally substituted oxazolyl, optionally substituted isoxazolyl, optionally substituted benzothienyl, optionally substituted furanyl, optionally substituted pyrazolyl or optionally substituted pyridyl.

Specific compounds within the scope of the invention include the compounds described in the Examples, such as the following:

4-[4-(4-chlorophenyl)thiazol-2-yl]-5-methylthiothiophene-2-carboxamide;
4-phenyl-5-methylthiothiophene-2-carboxamide;
30 4-[4-(2,4-dichlorophenyl)thiazol-2-yl]-5-methylthiothiophene-2-carboxamide;
4-(4-methylthiazol-2-yl)-5-methylthiothiophene-2-carboxamide;
methyl 4-[4-(4-phenylphenyl)thiazol-2-yl]-5-methylthiothiophene-2-carboxylate;
4-[4-(3-methoxyphenyl)thiazol-2-yl]-5-methylthiothiophene-2-carboxamide,
4-[4-(3-hydroxyphenyl)thiazol-2-yl]-5-methylthiothiophene-2-carboxamide,
35 4-(4-phenylthiazol-2-yl)-5-methylthiothiophene-2-carboxamide,

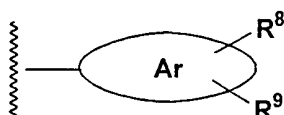
- 5 4-[4-(4-nitrophenyl)thiazol-2-yl]-5-methylthiophene-2-carboxamide,
4-[4-(3,4-ethylenedioxyphenyl)thiazol-2-yl]-5-methylthiophene-2-
carboxamide,
4-[4-(3,4-propylenedioxyphenyl)thiazol-2-yl]-5-methylthiophene-2-
carboxamide,
- 10 4-[4-(4-(naphth-2-yl)thiazol-2-yl)-5-methylthiophene-2-carboxamide,
4-isopropylsulfonyl-5-methylthiophene-2-carboxamide;
4-phenyl-5-methylthiophene-2-carboxamide;
4-[4-(4-chlorophenyl)thiazol-2-yl]-5-methylthiophene-2-carboxamide;
4-[4-(4-phenylphenyl)thiazol-2-yl]-5-methylthiophene-2-carboxamide;
- 15 4-[4-(4-methoxyphenyl)thiazol-2-yl]-5-methylthiophene-2-carboxamide;
4-(2-naphthylthiazol-2-yl)-5-methylthiophene-2-carboxamide;
4-[4-(4-chloro-3-methylphenyl)thiazol-2-yl]-5-methylthiophene-2-
carboxamide;
4-(5-methyl-4-phenylthiazol-2-yl)-5-methylthiophene-2-carboxamide;
- 20 4-[4-(4-chloro-3-nitrophenyl)thiazol-2-yl]-5-methylthiophene-2-
carboxamide;
4-(5-phenyloxazol-2-yl)-5-methylthiophene-2-carboxamide;
4-[4-(3-fluoro-5-trifluoromethylphenyl)-5-methylthiazol-2-yl]-5-
methylthiophene-2-carboxamide;
- 25 4-[4-(3,5-bis(trifluoromethyl)phenyl)-5-methylthiazol-2-yl]-5-
methylthiophene-2-carboxamide;
4-[4-(3-fluoro-5-trifluoromethylphenyl)thiazol-2-yl]-5-methylthiophene-2-
carboxamide;
4-[4-(3-bromophenyl)thiazol-2-yl]-5-methylthiophene-2-carboxamide;
- 30 4-[4-(3,4-methylenedioxyphenyl)thiazol-2-yl]-5-methylthiophene-2-
carboxamide;
4-[4-(4-methylphenyl)thiazol-2-yl]-5-methylthiophene-2-carboxamide;
4-[4-(3,5-bis(trifluoromethyl)phenyl)thiazol-2-yl]-5-methylthiophene-2-
carboxamide;
- 35 4-[4-(2-methoxyphenyl)thiazol-2-yl]-5-methylthiophene-2-carboxamide;

- 5 4-(4-phenylimidazol-2-yl)-5-methylthiothiophene-2-carboxamide;
4-[4-(2,4-dimethoxyphenyl)thiazol-2-yl]-5-methylthiothiophene-2-
carboxamide;
4-(4-benzylthiazol-2-yl)-5-methylthiothiophene-2-carboxamide;
4-[4-(3,4-dichlorophenyl)thiazol-2-yl]-5-methylthiothiophene-2-carboxamide;
- 10 4-[4-(3-methylphenyl)thiazol-2-yl]-5-methylthiothiophene-2-carboxamide;
4-[4-(3,5-dimethoxyphenyl)thiazol-2-yl]-5-methylthiothiophene-2-
carboxamide;
4-[4-(2-methylphenyl)thiazol-2-yl]-5-methylthiothiophene-2-carboxamide;
4-[4-(2,5-dimethoxyphenyl)thiazol-2-yl]-5-methylthiothiophene-2-
carboxamide;
- 15 4-(4,5-diphenylthiazol-2-yl)-5-methylthiothiophene-2-carboxamide;
4-(2-phenyl)thiazol-4-yl-5-methylthiothiophene-2-carboxamide;
4-[4-(2-chloro-3-pyridyl)thiazol-2-yl]-5-methylthiothiophene-2-carboxamide;
4-[4-(phoxymethyl)thiazol-2-yl]-5-methylthiothiophene-2-carboxamide;
- 20 4-(4-cyclohexylthiazol-2-yl)-5-methylthiothiophene-2-carboxamide;
4-[4-(4-chlorophenyl)thiazol-2-yl]-5-methylthiothiophene-2-carboxamide;
4-[4-(2-hydroxyphenyl)thiazol-2-yl]-5-methylthiothiophene-2-carboxamide;
4-[4-(3-trifluoromethoxyphenyl)thiazol-2-yl]-5-methylthiothiophene-2-
carboxamide;
- 25 4-[4-(2-chloro-4-pyridyl)thiazol-2-yl]-5-methylthiothiophene-2-carboxamide;
4-(5-phenyl-2-pyridyl)-5-methylthiothiophene-2-carboxamide;
4-[2-(2-chlorophenylamino)thiazol-4-yl]-5-methylthiothiophene-2-
carboxamide;
- 30 4-[2-(3-methoxyphenylamino)thiazol-4-yl]-5-methylthiothiophene-2-
carboxamide;
4-[2-(phenylamino)thiazol-4-yl]-5-methylthiothiophene-2-carboxamide;
4-[2-(2,5-dimethoxyphenylamino)thiazol-4-yl]-5-methylthiothiophene-2-
carboxamide;
4-(2-aminothiazol-4-yl)-5-methylthiothiophene-2-carboxamide;

- 5 4-[2-(4-chloro-2-methylphenylamino)thiazol-4-yl]-5-methylthiothiophene-2-carboxamide;
- 4-[2-(4-dimethylaminophenylamino)thiazol-4-yl]-5-methylthiothiophene-2-carboxamide;
- 4-[2-(4-methoxyphenylamino)thiazol-4-yl]-5-methylthiothiophene-2-
- 10 carboxamide;
- 4-[4-(4-hydroxy-3-methoxyphenyl)thiazol-2-yl]-5-methylthiothiophene-2-carboxamide;
- 4-[4-(3-hydroxy-4-methoxyphenyl)thiazol-2-yl]-5-methylthiothiophene-2-carboxamide;
- 15 4-[2-(2-fluorophenylamino)thiazol-4-yl]-5-methylthiothiophene-2-carboxamide;
- 4-[2-(2,4,5-trimethylphenyl)aminothiazol-4-yl]-5-methylthiothiophene-2-carboxamide;
- 4-[2-(3-chloro-2-methylphenyl)aminothiazol-4-yl]-5-methylthiothiophene-2-
- 20 carboxamide;
- 4-[2-(2-isopropylphenyl)aminothiazol-4-yl]-5-methylthiothiophene-2-carboxamide;
- 4-[2-(4-benzyloxyphenyl)aminothiazol-4-yl]-5-methylthiothiophene-2-carboxamide;
- 25 4-[2-(2-bromophenyl)aminothiazol-4-yl]-5-methylthiothiophene-2-carboxamide;
- 4-[2-(2,5-dichlorophenyl)aminothiazol-4-yl]-5-methylthiothiophene-2-carboxamide;
- 4-[2-(2-bromo-4-methylphenyl)aminothiazol-4-yl]-5-methylthiothiophene-2-
- 30 carboxamide;
- 4-[2-(2,3-dichlorophenyl)aminothiazol-4-yl]-5-methylthiothiophene-2-carboxamide;
- 4-[2-(3,4,5-trimethoxyphenyl)aminothiazol-4-yl]-5-methylthiothiophene-2-carboxamide;

- 5 4-[2-(2-piperidinylolethyl)aminothiazol-4-yl]-5-methylthiothiophene-2-carboxamide;
 4-[2-(4-methylphenyl)aminothiazol-4-yl]-5-methylthiothiophene-2-carboxamide;
 4-(4-phenyloxazol-2-yl)-5-methylthiothiophene-2-carboxamide;
 10 4-[2-(diphenylmethyl)aminothiazol-4-yl]-5-methylthiothiophene-2-carboxamide; and
 4-[2-(3-phenylpropyl)aminothiazol-4-yl]-5-methylthiothiophene-2-carboxamide,
 as well as pharmaceutically acceptable salts thereof, for example the
 15 hydrochloride, hydrobromide and acetate salts thereof, or a prodrug thereof.

A second preferred group of compounds falling within the scope of the present invention include compounds of Formula *I* wherein X is sulfur or oxygen; Y is a covalent bond or -NH-; Z is NR⁵R⁶; R¹ is hydrogen, amino, hydroxy or halogen; R⁴, R⁵ and R⁶ are independently hydrogen, C₁₋₄ alkyl, amino, C₁₋₄ alkoxy or hydroxy, and are preferably all hydrogen; one of R² or R³ is hydrogen, C₁₋₆ alkylthio, C₁₋₆ alkyl optionally substituted with OH, NH₂, COOH or aminocarbonyl, or C₁₋₆ alkoxy; and the other of R² or R³ is:

*II*

where:

- 25 Ar is a group selected from the group consisting of phenyl, thiazolyl, thiazolinyl, oxazolyl, isothiazolyl, isoxazolyl, furanyl, imidazolyl, pyridyl, pyrimidinyl, pyrazinyl, thienyl (thiophenyl), tetrazolyl, pyrrolyl, pyrazolyl, oxadiazolyl, oxazoliny, isoxazoliny, imidazoliny, triazolyl, pyrroliny, benzothiazolyl, benzothieryl, benzimidazolyl, 1,3-oxazolidin-2-onyl, imidazolin-
 30 2-onyl (preferably phenyl, thiazolyl, thiazolinyl, oxazoliny, isothiazolyl, isoxazolyl, imidazolyl, pyridyl, pyrimidinyl, thienyl, pyrrolyl, oxazoliny and benzothieryl), any of which can optionally include an exocyclic = O (keto) or =

5 NR^V (imino) group, where R^V is alkyl, aryl, aralkyl, alkylamino, arylimino or aralkylimino; and

R⁸ and R⁹ are independently selected from the group consisting of hydrogen, halogen, amino, mono(C₁₋₄)alkylamino, di(C₁₋₄)alkylamino, arylamino, mono- and di- (C₆₋₁₄)arylamino, mono- and di-(C₆₋₁₄)ar(C₁₋₆)alkylamino, formylamino, C₂₋₆acylamino, aminocarbonyl, C₂₋₈ aminoacyl, C₂₋₆ thioacylamino, aminothiocarbonyl, C₂₋₈ aminothioacyl, C₁₋₆ alkyl, C₃₋₈ cycloalkyl, C₁₋₆ alkoxy, carboxy, carboxy(C₁₋₆)alkyl, C₂₋₈ alkoxy carbonyl, nitro, cyano, trifluoromethyl, thiazolyl, thiazolanyl, oxazolyl, isothiazolyl, isoxazolyl, furanyl, imidazolyl, pyridyl, pyrimidinyl, pyrazinyl, thienyl (thiophenyl), tetrazolyl, pyrrolyl, pyrazolyl, oxadiazolyl, oxazolanyl, isoxazolanyl, imidazolanyl, triazolyl, pyrrolanyl, benzothiazolyl, benzothienyl, benzimidazolyl, 1,3-oxazolidin-2-onyl, imidazolin-2-onyl, C₆₋₁₄ aryloxy, C₁₋₆ alkylthio, C₆₋₁₄ arylthio, C₆₋₁₄ aryl, or C₆₋₁₄ ar(C₁₋₆)alkyl, wherein the aforementioned heteroaryl groups and the aryl portions of C₆₋₁₄ aryloxy, mono- and di C₆₋₁₄ aryl amino, mono- and di- C₆₋₁₄ ar(C₁₋₆)alkylamino, C₆₋₁₄ arylthio, C₆₋₁₄ ar(C₁₋₆)alkyl, and C₆₋₁₄ aryl can be further optionally substituted, preferably by one, two or three of halogen, hydroxy, amino, mono(C₁₋₄)alkylamino, di(C₁₋₄)alkylamino, formylamino, C₁₋₄acylamino, C₁₋₄aminoacyl, mono- or di-(C₁₋₄)alkylaminocarbonyl, thiocarbonylamino, C₁₋₄thioacylamino, aminothiocarbonyl, C₁₋₄alkoxy, C₆₋₁₀aryloxy, aminocarbonyloxy, mono- or di(C₁₋₄)alkylaminocarbonyloxy, mono- or di(C₆₋₁₀)arylaminocarbonyloxy, mono- or di(C₇₋₁₅)aralkylaminocarbonyloxy, C₁₋₄alkylsulfonyl, C₆₋₁₀arylsulfonyl, (C₇₋₁₅)aralkylsulfonyl, C₁₋₄alkylsulfonylamino, C₆₋₁₀arylsulfonylamino, (C₇₋₁₅)aralkylsulfonylamino, aminosulfonyl, mono- and di-alkylaminosulfonyl, mono- and di-arylamino sulfonyl, mono- and di-aralkylaminosulfonyl, C₁₋₄ alkoxy carbonylamino, C₇₋₁₅aralkoxy carbonylamino, C₆₋₁₀aryloxy carbonylamino, mono- or di-(C₁₋₄)alkylaminothiocarbonyl, C₇₋₁₅aralkoxy, carboxy, carboxy(C₁₋₄)alkyl, C₁₋₄alkoxy carbonyl, C₁₋₄alkoxy carbonylalkyl, carboxy(C₁₋₄)alkoxy, alkoxy carbonylalkoxy, nitro, cyano, trifluoromethyl, C₁₋₄alkylthio and C₆₋₁₀arylthio, or by 3,4-methylenedioxy, 3,4-ethylenedioxy, and 3,4-propylenedioxy.

5 Preferred values of R⁸ and R⁹ are halogen, C₁₋₆ alkyl, C₁₋₆ alkoxy, hydroxy, nitro, trifluoromethyl, C₆₋₁₀ aryl (further optionally substituted by one or two of chloro, halogen, C₁₋₆ alkyl, C₁₋₆ alkoxy, hydroxy, nitro, trifluoromethyl, carboxy, 3,4-methylenedioxy, 3,4-ethylenedioxy, 3,4-propylenedioxy, or amino), 4-phenylphenyl (biphenyl), C₁₋₆ aminoalkyl, carboxy, C₁₋₆ alkyl,
10 3,4-methylenedioxy, 3,4-ethylenedioxy, 3,4-propylenedioxy, amino, C₁₋₆ alkanoylamino, C₆₋₁₄ aroylamino, C₁₋₆ hydroxyalkyl, thienyl (further optionally substituted by one or two of chloro, amino, methyl, methoxy, or hydroxy) and tetrazolyl. More preferably, R² is thienyl, oxazolyl, or thiazolyl, optionally substituted by any of the aforementioned groups.

15 Examples of preferred R⁸ and R⁹ groups include 4-chlorophenyl, 2,4-dichlorophenyl, methyl, 4-nitrophenyl, 3-nitrophenyl, 4-methoxyphenyl, 3-methoxyphenyl, 2-methoxyphenyl, 3-(2,4-dimethylthien-5-yl)phenyl, 3-hydroxyphenyl, 5-(carboxymethyl)thien-2-yl, phenyl, 3,4-ethylenedioxyphenyl, 3,4-propylenedioxyphenyl, naphth-2-yl, 3-phenyl-4-(tetrazol-5-yl)phenyl,
20 2,4-dichlorophenyl), 4-phenylphenyl, 3-methoxyphenyl, 3-hydroxyphenyl, 3-phenylphenyl, phenylthiomethyl, 2-chloro-4,5-dimethoxyphenyl, 4-chloro-3-methylphenyl, 5-methyl-4-phenyl, 4-chloro-3-nitrophenyl, 3-fluoro-5-trifluoromethylphenyl, 3,5-bis(trifluoromethyl), 3-fluoro-5-trifluoromethylphenyl, 3-bromophenol, 3,4-methylenedioxyphenyl,
25 4-methylphenyl, 3-methylphenyl, 3,5-bis(trifluoromethyl)phenyl, 2-methoxyphenyl, 6-phenyl-2-pyridyl, 2,4-dimethoxyphenyl, 3,4-dimethoxyphenyl, benzyl, 3,4-dichlorophenyl, 3-methylphenyl, 3,5-dimethoxyphenyl, 2-methylphenyl, 2,5-dimethoxyphenyl, 2-chloro-3-pyridyl, phoxymethyl, cyclohexyl, 2-hydroxyphenyl, 3-trifluoromethoxyphenyl, 2-chloro-4-pyridyl, 3-chloro-4-pyridyl, 2-chlorophenylamino, 3-methoxyphenylamino, phenylamino, 2,5-dimethoxyphenylamino, amino, 4-chloro-2-methylphenylamino, 4-dimethylaminophenylamino, 4-methoxyphenylamino, 4-hydroxy-3-methoxyphenyl, 3-hydroxy-4-methoxyphenyl, 2-fluorophenylamino, 2,4,5-trimethylphenylamino, 3-chloro-2-methylphenylamino, 2-isopropylphenylamino, 4-benzyloxyphenylamino, 2-
35

5 bromophenylamino, 2,5-dichlorophenylamino, 2-bromo-4-methylphenylamino,
2,3-dichlorophenylamino, 3,4,5-trimethoxyphenylamino,
2-piperidinylethylamino, 4-methylphenylamino, 2-thienyl, 2-5,6,7,8-
10 tetrahydronaphthyl, 3-(2-phenoxyacetic acid)phenyl, 2-(2-phenoxyacetic
acid)phenyl, diphenylmethylamino, 3-phenylpropylamino, 3-phenylphenyl,
phenylthiomethyl, 2-chloro-4,5-dimethoxyphenyl, and isopropyl.

A third preferred group of compounds are those of Formula *I* wherein:

X is sulfur;

Y is a covalent bond;

Z is NR^5R^6 ;

15 R^1 is hydrogen;

R^3 is methylthio or methyl;

R^4 , R^5 and R^6 are all hydrogen; and

R^2 is Formula *II*, where Ar is phenyl, thiazolyl, oxazolyl,
20 benzothienyl, pyridyl, or imidazolyl; and R^8 and R^9 are independently hydrogen,
or C_{6-10} aryl or heterocycle, optionally substituted by one, two or three of chloro,
hydroxy, C_{1-4} alkyl, C_{3-6} cycloalkyl, C_{1-4} alkoxy, amino, carboxy, phenyl, naphthyl,
biphenyl, hydroxyphenyl, methoxyphenyl, dimethoxyphenyl,
25 carboxyalkoxyphenyl, alkoxyalkoxyphenyl, carboxyethoxy,
alkylsulfonylaminophenyl, arylsulfonylaminophenyl, acylsulfonylaminophenyl,
aralkylsulfonylaminophenyl, heteroarylsulfonylaminophenyl where the heteroaryl
portion is optionally halo or C_{1-6} alkyl substituted, chlorophenyl, dichlorophenyl,
aminophenyl, carboxyphenyl, nitrophenyl, or by 3,4-methylenedioxy, 3,4-
ethylenedioxy, and 3,4-propylenedioxy.

A fourth preferred group of compounds are those of Formula *I* wherein:

30 X is sulfur;

Y is a direct covalent bond;

Z is NR^5R^6 ;

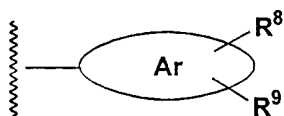
R^1 is hydrogen;

R^2 is alkyl, ar(alkyl), alkylsulfonyl, $-\text{SO}_2$ -alkyl, amido, amidino,

35 or

-23-

5



II

where

Ar is an aromatic or heteroaromatic group selected from the group consisting of phenyl, thiazolyl, oxazolyl, imidazolyl and pyridyl;

10 R⁸ and R⁹ are independently selected from the group consisting of hydrogen, carboxy, phenyl, naphthyl, alkyl, pyridyl, oxazolyl, furanyl, cycloalkyl and amino, any of which may be optionally substituted with 1 to 3 substituents independently selected from the group consisting of halogen, alkyl, haloalkyl, alkaryl, heteroaryl, phenyl, naphthyl, alkoxy, aryloxy, hydroxy, amino nitro, thiophenyl, benzothiophenyl, fluorenyl, 3,4-ethylenedioxy, 3,4-methylenedioxy, 15 3,4-propylenedioxy, arylsulfonamido, alkylsulfonamido and aryloxy, each of said 1 to 3 substituents may be further optionally substituted with one or more groups selected from alkoxy, haloalkyl, halogen, alkyl, amino, acetyl, hydroxy, dialkylamino, dialkylamino acyl, monoalkylaminoacyl, -SO₂-heteroaryl, -SO₂-aryl, or aryl;

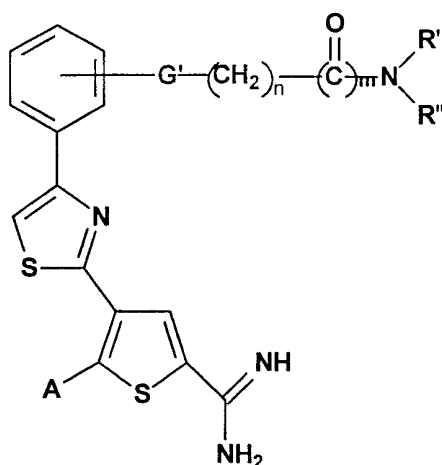
20 R³ is -SO₂-alkyl, trifluoromethyl, S(O)-alkyl, hydrogen, alkoxy, alkylthio, alkyl, aralkylthio; and

R⁴, R⁵, R⁶ are hydrogen.

25 Preferred compounds of this embodiment are those where Ar is a thiazolyl, preferably thiazol-2-yl or thiazol-4-yl, and at least one of R⁸ and R⁹ is substituted phenyl, most preferably on the 4-position of the thiazol-2-yl group. Also preferred are compounds where R² is a 4-phenylthiazol-2-yl group wherein said phenyl is further optionally substituted. and R³ is methylthio.

A fifth preferred group of compounds are those of Formula *III*:

5



III

or a pharmaceutically acceptable salt or prodrug thereof, where

A is methylthio or methyl;

G' is -O-, -S-, -NH-, or a covalent bond;

n is an integer from 1-10, preferably from 1-6;

10

m is an integer from 0-1; and

R' and R'' are independently selected from hydrogen, alkyl, aryl or aralkyl, or R' and R'' are taken together with the N atom to which they are attached form a 3-8 membered heterocyclic ring, optionally containing an additional O, N, or S atom, and when said 3-8 membered heterocyclic ring contains an additional N atom, said additional N atom is optionally substituted by hydrogen, C₁₋₄alkyl, C₆₋₁₀aryl, C₆₋₁₀ar(C₁₋₄)alkyl, acyl, alkoxy carbonyl or benzyloxycarbonyl.

15

20

25

Most preferred compounds of Formula III are those for which R' and R'', taken together with the N atom to which they are attached, form a ring selected from piperazinyl, pyrrolidinyl, piperidinyl or morpholinyl, which are further optionally substituted with 1 to 4 non-hydrogen substituents selected from halogen, hydroxy, amino, monoalkylamino, dialkylamino, formylamino, acylamino, aminoacyl, mono- or di-alkylaminocarbonyl, thiocarbonylamino, thioacylamino, aminothiocarbonyl, alkoxy, aryloxy, aminocarbonyloxy, mono- or di-alkylaminocarbonyloxy, mono- or diarylaminocarbonyloxy, mono- or diarakylaminocarbonyloxy, alkylsulfonyl, arylsulfonyl, aralkylsulfonyl,

5 alkylsulfonylamino, arylsulfonylamino, arakylsulfonylamino, alkoxy-carbonylamino, aralkoxy-carbonylamino, aryloxy-carbonylamino, mono- or di- alkylaminothiocarbonyl, aralkoxy, carboxy, carboxyalkyl, alkoxy-carbonyl, alkoxy-carbonylalkyl, nitro, cyano, trifluoromethyl, alkylthio and arylthio, where each of these substituents has the preferred values set forth for Formulae *I* and *II*
 10 above.

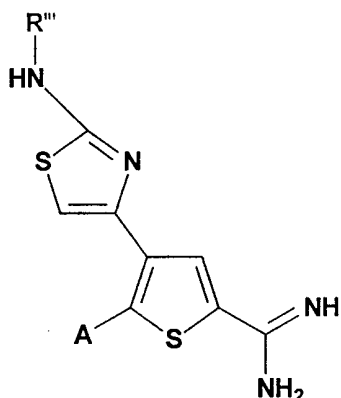
Examples of preferred compounds of Formula *III* include:

5 - m e t h y l t h i o - 4 - [4 - (3 - { [N - (2 - m o r p h o l i n - 4 - y l e t h y l) c a r b a m o y l] m e t h o x y } p h e n y l) (1 , 3 - t h i a z o l - 2 - y l)] t h i o p h e n e - 2 - c a r b o x a m i d i n e ,
 15 5-methylthio-4-{4-[3-(2-morpholin-4-yl-2-oxoethoxy)phenyl](1,3-thiazol-2-yl)}thiophene-2-carboxamide,
 5-methylthio-4-{4-[3-(2-oxo-2-piperazinylethoxy)phenyl](1,3-thiazol-2-yl)}thiophene-2-carboxamide,
 4-[4-(3-{[N-(2-aminoethyl)carbamoyl]methoxy}phenyl)(1,3-thiazol-2-yl)]-5-
 20 methylthiothiophene-2-carboxamide,
 4-(4-{3-[2-(4-acetylpiperazinyl)-2-oxoethoxy]phenyl}(1,3-thiazol-2-yl))-5-methylthiothiophene-2-carboxamide,
 4-(4-{3-[2-(4-methylpiperazinyl)-2-oxoethoxy]phenyl}(1,3-thiazol-2-yl))-5-methylthiothiophene-2-carboxamide,
 25 the compound described in Example 151,
 5-methylthio-4-[4-(3-{2-oxo-2-[4-benzylpiperazinyl]ethoxy}phenyl)(1,3-thiazol-2-yl)]thiophene-2-carboxamide,
 (D,L)-4-(4-{3-[2-(3-aminopyrrolidinyl)-2-oxoethoxy]phenyl}(1,3-thiazol-2-yl))-5-methylthiothiophene-2-carboxamide,
 30 5-methylthio-4-{4-[3-(2-oxo-2-piperidylethoxy)phenyl](1,3-thiazol-2-yl)}thiophene-2-carboxamide,
 (D,L)-ethyl 1-(2-{3-[2-(5-amidino-2-methylthio-3-thienyl)-1,3-thiazol-4-yl]phenoxy}acetyl)piperidine-2-carboxylate,
 5-methylthio-4-{4-[3-(2-oxo-2-pyrrolidinylethoxy)phenyl](1,3-thiazol-2-yl)}thiophene-2-carboxamide,
 35

- 5 5-methylthio-4-[4-(3-{2-oxo-2-[4-benzylpiperidyl]ethoxy}phenyl)(1,3-thiazol-2-yl)]thiophene-2-carboxamide,
(D,L)-4-(4-{3-[2-(3-methylpiperidyl)-2-oxoethoxy]phenyl}(1,3-thiazol-2-yl))-5-methylthiothiophene-2-carboxamide,
4-(4-{3-[2-(4-methylpiperidyl)-2-oxoethoxy]phenyl}(1,3-thiazol-2-yl))-5-
- 10 methylthiothiophene-2-carboxamide,
4-(4-{3-[2-(2-azabicyclo[4.4.0]dec-2-yl)-2-oxoethoxy]phenyl}(1,3-thiazol-2-yl))-5-methylthiothiophene-2-carboxamide,
(D,L)-ethyl 1-(2-{3-[2-(5-amidino-2-methylthio-3-thienyl)-1,3-thiazol-4-yl]phenoxy}acetyl)piperidine-3-carboxylate,
- 15 5-methylthio-4-{4-[3-(2-oxo-2-(1,2,3,4-tetrahydroquinolyl)ethoxy)phenyl](1,3-thiazol-2-yl)}thiophene-2-carboxamide,
ethyl 1-(2-{3-[2-(5-amidino-2-methylthio-3-thienyl)-1,3-thiazol-4-yl]phenoxy}acetyl)piperidine-4-carboxylate,
4-(4-{3-[2-((3R)-3-hydroxypiperidyl)-2-oxoethoxy]phenyl}(1,3-thiazol-2-yl))-5-
- 20 methylthiothiophene-2-carboxamide,
D,L-4-(4-{3-[2-(2-ethylpiperidyl)-2-oxoethoxy]phenyl}(1,3-thiazol-2-yl))-5-methylthiothiophene-2-carboxamide,
4-(4-{3-[2-((3S)-3-hydroxypyrrolidinyl)-2-oxoethoxy]phenyl}(1,3-thiazol-2-yl))-5-methylthiothiophene-2-carboxamide,
- 25 D,L-4-[4-(3-{2-[3-(hydroxymethyl)piperidyl]-2-oxoethoxy}phenyl)(1,3-thiazol-2-yl)]-5-methylthiothiophene-2-carboxamide,
4-{4-[3-(2-{(2R)-2-[(phenylamino)methyl]pyrrolidinyl}-2-oxoethoxy)phenyl}(1,3-thiazol-2-yl))-5-methylthiothiophene-2-carboxamide,
4-[4-(3-{2-[(3R)-3-(methoxymethyl)pyrrolidinyl]-2-oxoethoxy}phenyl)(1,3-
- 30 thiazol-2-yl)]-5-methylthiothiophene-2-carboxamide,
1-(2-{3-[2-(5-amidino-2-methylthio-3-thienyl)-1,3-thiazol-4-yl]phenoxy}acetyl)piperidine-3-carboxamide, and
2-{3-[2-(5-[(tert-butoxy)carbonylamino]iminomethyl)-2-methyl-3-thienyl)-1,3-thiazol-4-yl]phenoxy}acetic acid;
- 35 or pharmaceutically acceptable salts or prodrugs thereof.

5

A sixth preferred group of compounds are those of Formula *IV*:

*IV*

or a pharmaceutically acceptable salt or prodrug thereof, where

A is methylthio or methyl; and

R''' is hydrogen, C₆₋₁₄aryl, C₁₋₆alkyl, C₁₋₆alkoxy (C₆₋₁₄)aryl, amino(C₆₋₁₄)aryl,
 10 monoalkylamino(C₆₋₁₄)aryl, dialkylamino(C₆₋₁₄)aryl, C₆₋₁₀ar(C₁₋₆)alkyl,
 heterocycle(C₂₋₆)alkyl such as morpholinoalkyl, piperazinylalkyl and the like,
 C₁₋₆alk(C₆₋₁₄)aryl, amino(C₁₋₆)alkyl, mono(C₁₋₆)alkylamino(C₁₋₆)alkyl,
 di(C₁₋₆)alkylamino(C₁₋₆)alkyl, hydroxy(C₆₋₁₄)aryl, or hydroxy(C₁₋₆)alkyl, where the
 aryl and heterocyclic rings can be further optionally substituted by 1-4 non-
 15 hydrogen substituents selected from halogen, hydroxy, amino,
 mono(C₁₋₆)alkylamino, di(C₁₋₆)alkylamino, formylamino, (C₁₋₆)acylamino,
 amino(C₁₋₆)acyl, mono- or di-(C₁₋₆)alkylaminocarbonyl, thiocarbonylamino,
 (C₁₋₆)thioacylamino, aminothiocarbonyl, (C₁₋₆)alkoxy, (C₆₋₁₀)aryloxy,
 aminocarbonyloxy, mono- or di-(C₁₋₆)alkylaminocarbonyloxy, mono- or di-
 20 (C₆₋₁₀)arylamino carbonyloxy, mono- or di-(C₆₋₁₀)ar(C₁₋₆)alkylaminocarbonyloxy,
 (C₁₋₆)alkylsulfonyl, (C₆₋₁₀)arylsulfonyl, (C₆₋₁₀)ar(C₁₋₆)alkylsulfonyl,
 (C₁₋₆)alkylsulfonylamino, C₆₋₁₀arylsulfonylamino,
 (C₆₋₁₀)ar(C₁₋₆)alkylsulfonylamino, (C₁₋₆)alkoxycarbonylamino,
 (C₆₋₁₀)ar(C₁₋₆)alkoxycarbonylamino, C₆₋₁₀aryloxy carbonylamino, mono- or di-(C₁₋₆)
 25 alkylaminothiocarbonyl, (C₆₋₁₀)ar(C₁₋₆)alkoxy, carboxy, (C₁₋₆)carboxyalkyl,
 C₁₋₆alkoxycarbonyl, (C₁₋₆)alkoxycarbonyl(C₁₋₆)alkyl, nitro, cyano, trifluoromethyl,
 (C₁₋₆)alkylthio and C₆₋₁₀arylthio.

Examples of preferred compounds of Formula *IV* include:

- 5 4-{2-[(3-methoxyphenyl)amino](1,3-thiazol-4-yl)}-5-methylthiophene-2-carboxamide,
4-{2-[(4-methoxyphenyl)amino](1,3-thiazol-4-yl)}-5-methylthiophene-2-carboxamide,
4-(2-{[4-(dimethylamino)phenyl]amino}(1,3-thiazol-4-yl))-5-methylthiophene-2-carboxamide,
10 4-{2-[(4-chloro-2-methylphenyl)amino](1,3-thiazol-4-yl)}-5-methylthiophene-2-carboxamide,
4-{2-[(diphenylmethyl)amino](1,3-thiazol-4-yl)}-5-methylthiophene-2-carboxamide,
15 5-methylthio-4-{2-[(3-phenylpropyl)amino](1,3-thiazol-4-yl)}thiophene-2-carboxamide,
5-methylthio-4-{2-[(2,4,5-trimethylphenyl)amino](1,3-thiazol-4-yl)}thiophene-2-carboxamide,
4-{2-[(2-fluorophenyl)amino](1,3-thiazol-4-yl)}-5-methylthiophene-2-carboxamide,
20 4-{2-[(3-chloro-2-methylphenyl)amino](1,3-thiazol-4-yl)}-5-methylthiophene-2-carboxamide,
4-(2-{[2-(methylethyl)phenyl]amino}(1,3-thiazol-4-yl))-5-methylthiophene-2-carboxamide,
25 5-methylthio-4-(2-{[4-(phenylmethoxy)phenyl]amino}(1,3-thiazol-4-yl))thiophene-2-carboxamide,
4-{2-[(2-bromophenyl)amino](1,3-thiazol-4-yl)}-5-methylthiophene-2-carboxamide,
4-{2-[(2,6-dichlorophenyl)amino](1,3-thiazol-4-yl)}-5-methylthiophene-2-carboxamide,
30 4-{2-[(2-bromo-4-methylphenyl)amino](1,3-thiazol-4-yl)}-5-methylthiophene-2-carboxamide,
5-methylthio-4-{2-[(2-morpholin-4-ylethyl)amino](1,3-thiazol-4-yl)}thiophene-2-carboxamide,

- 5 4-{2-[(2,3-dichlorophenyl)amino](1,3-thiazol-4-yl)}-5-methylthiothiophene-2-carboxamide,
5-methylthio-4-{2-[(3,4,5-trimethoxyphenyl)amino](1,3-thiazol-4-yl)}thiophene-2-carboxamide,
5-methylthio-4-{2-[(2-piperidylethyl)amino](1,3-thiazol-4-yl)}thiophene-2-
- 10 carboxamide,
4-(2-{[(4-methylphenyl)methyl]amino}(1,3-thiazol-4-yl))-5-methylthiothiophene-2-carboxamide,
4-(2-{[4-(4-chlorophenoxy)phenyl]amino}(1,3-thiazol-4-yl))-5-methylthiothiophene-2-carboxamide,
- 15 4-(2-{[4-phenoxyphenyl]amino}(1,3-thiazol-4-yl))-5-methylthiothiophene-2-carboxamide,
5-methylthio-4-(2-{[4-(phenylamino)phenyl]amino}(1,3-thiazol-4-yl))thiophene-2-carboxamide,
5-methylthio-4-(2-{[4-benzylphenyl]amino}(1,3-thiazol-4-yl))thiophene-2-
- 20 carboxamide,
5-methylthio-4-(2-{[4-(piperidylsulfonyl)phenyl]amino}(1,3-thiazol-4-yl))thiophene-2-carboxamide,
5-methylthio-4-[2-(3-quinolylamino)(1,3-thiazol-4-yl)]thiophene-2-carboxamide,
- 25 5-methylthio-4-[2-(2-naphthylamino)(1,3-thiazol-4-yl)]thiophene-2-carboxamide,
4-[2-(2H-benzo[3,4-d]1,3-dioxolan-5-ylamino)(1,3-thiazol-4-yl)]-5-methylthiothiophene-2-carboxamide,
4-{2-[(7-bromofluoren-2-yl)amino](1,3-thiazol-4-yl)}-5-methylthiothiophene-2-
- 30 carboxamide,
4-{2-[(4-cyclohexylphenyl)amino](1,3-thiazol-4-yl)}-5-methylthiothiophene-2-carboxamide,
5-methylthio-4-(2-{[4-(phenyldiazenyl)phenyl]amino}(1,3-thiazol-4-yl))thiophene-2-carboxamide,

5 5-methylthio 4-(2-{[3-(hydroxymethyl)phenyl]amino}(1,3-thiazol-4-yl))-
 thiophene-2-carboxamide,
 4-[2-({3-[(3-methylpiperidyl)methyl]phenyl}amino)(1,3-thiazol-4-yl)]-5-
 methylthiothiophene-2-carboxamide,
 4-{2-[(3-hydroxyphenyl)amino](1,3-thiazol-4-yl)}-5-methylthiothiophene-2-
 10 carboxamide,
 4-(2-{[4-(carbamoylmethoxy)phenyl]amino}(1,3-thiazol-4-yl))-5-
 methylthiothiophene-2-carboxamide,
 5-methyl-4-{2-[(3,4,5-trimethoxyphenyl)amino](1,3-thiazol-4-yl)}thiophene-2-
 carboxamide,
 15 5-methyl-4-{2-[(4-phenoxyphenyl)amino](1,3-thiazol-4-yl)}thiophene-2-
 carboxamide,
 5-methyl-4-[2-(phenylamino)(1,3-thiazol-4-yl)]thiophene-2-carboxamide, and
 4-(4-isoxazol-5-yl(1,3-thiazol-2-yl))-5-methylthiothiophene-2-carboxamide;
 as well as pharmaceutically acceptable salts and prodrugs thereof.

20 A seventh preferred group of compounds are compounds of Formula *I*, or
 a pharmaceutically acceptable salt or prodrug thereof, wherein:

X is sulfur or oxygen, preferably sulfur;

Y is a covalent bond or -NH-, preferably a covalent bond;

Z is NR⁵R⁶;

25 R¹ is hydrogen, amino, hydroxy or halogen, preferably hydrogen;

R⁴, R⁵ and R⁶ are independently hydrogen, C₁₋₄ alkyl, amino, C₁₋₄ alkoxy
 or hydroxy, and are preferably all hydrogen;

R³ is hydrogen, C₁₋₆ alkylthio, C₁₋₆ alkyl optionally substituted with OH,
 NH₂, COOH or aminocarbonyl, or C₁₋₆ alkoxy, preferably methylthio or methyl;

30 and

R² is

alkylsulfonylamino, aralkylsulfonylamino,
 aralkenylsulfonylamino, arylsulfonylamino,
 heteroarylsulfonylamino, di(aralkylsulfonyl)amino,
 35 di(aralkenylsulfonyl)amino, di(arylsulfonyl)amino, or di-

5 (heteroarylsulfonyl)amino, wherein any of the aryl or heteroaryl containing groups can be optionally substituted on the aromatic ring; or

amino, monoalkylamino, dialkylamino, monoarylamino, diarylamino, monoalkylmonoarylamino, monoaralkylamino, diaralkylamino, monoalkylmonoaralkylamino, monoheterocycleamino, diheterocycleamino, monoalkylmonoheterocycleamino, wherein any of the aryl or heteroaryl containing groups can be optionally substituted on the aromatic ring and wherein any of the heterocycle containing groups can be optionally ring substituted; or

15 alkanoylamino, alkenoylamino, alkynoylamino, aroylamino, aralkanoylamino, aralkenoylamino, heteroaroylamino, heteroarylalkanoylamino, any of which is optionally substituted on the aromatic ring; or

20 alkoxy and alkylthio, either of which is optionally substituted, or aryloxy, aralkoxy, arylthio, aralkylthio, arylsulfonyl, aralkylsulfonyl, aralkenylsulfonyl, any of which is optionally substituted on the aromatic ring; or

25 alkoxy-carbonylamino, aralkoxy-carbonylamino, aryloxy-carbonylamino, wherein any of the aryl containing groups can be optionally substituted on the aromatic ring; or

formylamino, H(S)CNH-, or thioacylamino.

30 Preferred optional substituents are halogen, C₁₋₆ alkyl, C₁₋₆ alkoxy, hydroxy, nitro, trifluoromethyl, C₆₋₁₀ aryl, C₆₋₁₀ aryloxy, C₆₋₁₀ arylmethoxy (wherein the aryl groups on these aryl-containing substituents are further optionally substituted by one or two of chloro, halogen, C₁₋₆ alkyl, C₁₋₆ alkoxy, phenyl, hydroxy, nitro, trifluoromethyl, carboxy, 3,4-methylenedioxy, 3,4-ethylenedioxy, 3,4-propylenedioxy, or amino), C₁₋₆ aminoalkyl, carboxy,

35

5 alkyl, 3,4-methylenedioxy, 3,4-ethylenedioxy, 3,4-propylenedioxy, amino, mono-
or di- (C₁₋₆)alkylamino, mono- or di- C₆₋₁₀ arylamino, C₁₋₆ alkylsulfonylamino, C₆₋₁₀
arylsulfonylamino, C₁₋₈ acylamino, C₁₋₈ alkoxyacetyl, C₁₋₆ alkanoylamino, C₆₋₁₄
10 aroylamino, C₁₋₆ hydroxyalkyl, methylsulfonyl, phenylsulfonyl, thienyl (further
optionally substituted by one or two of chloro, amino, methyl, methoxy, or
hydroxy) and tetrazolyl.

In one aspect of this embodiment, R² is preferably C₁₋₆
alkylsulfonylamino, C₆₋₁₀ ar(C₁₋₆)alkylsulfonylamino, C₆₋₁₀
ar(C₂₋₆)alkenylsulfonylamino, C₆₋₁₀ arylsulfonylamino, heteroarylsulfonylamino,
di(C₆₋₁₀ ar(C₁₋₆)alkylsulfonyl)amino, di(C₆₋₁₀ ar(C₂₋₆)alkenylsulfonyl)amino, di(C₆₋₁₀
15 arylsulfonyl)amino, or di-(heteroarylsulfonyl)amino, wherein any of the aryl or
heteroaryl containing groups can be optionally substituted on the aromatic ring.

Especially preferred R² groups in this embodiment of the invention
include C₆₋₁₀ arylsulfonylamino, di-(C₆₋₁₀ arylsulfonyl)amino, C₆₋₁₀
ar(C₁₋₃)alkylsulfonylamino, di-(C₆₋₁₀ ar(C₁₋₃)alkylsulfonyl)amino,
20 thienylsulfonylamino, any of which is optionally substituted on the aromatic ring.

Useful values of R², when R² is a substituted sulfonylamino group include
biphenylsulfonylamino, bis(biphenylsulfonyl)amino, naphth-2-ylsulfonylamino,
di(naphth-2-ylsulfonyl)amino, 6-bromonaphth-2-ylsulfonylamino, di(6-
bromonaphth-2-ylsulfonyl)amino, naphth-1-ylsulfonylamino, di(naphth-1-
25 ylsulfonyl)amino, 2-methylphenylsulfonylamino, di-(2-
methylphenylsulfonyl)amino, 3-methylphenylsulfonylamino, di-(3-
methylphenylsulfonyl)amino, 4-methylphenylsulfonylamino, di-(4-
methylphenylsulfonyl)amino, benzylsulfonylamino, 4-
methoxyphenylsulfonylamino, di-(4-methoxyphenylsulfonyl)amino, 4-
30 iodophenylsulfonylamino, di-(4-iodophenylsulfonyl)amino, 3,4-
dimethoxyphenylsulfonylamino, bis-(3,4-dimethoxyphenylsulfonyl)amino,
2-chlorophenylsulfonylamino, di-(2-chlorophenylsulfonyl)amino,
3-chlorophenylsulfonylamino, di-(3-chlorophenylsulfonyl)amino,
4-chlorophenylsulfonylamino, di-(4-chlorophenylsulfonyl)amino,
35 phenylsulfonylamino, di-(phenylsulfonyl)amino, 4-*tert*-

5 butylphenylsulfonylamino, di-(4-*tert*-butylphenylsulfonyl)amino, 2-phenylethenylsulfonylamino, and 4-(phenylsulfonyl)thien-2-ylsulfonylamino.

In another aspect of this embodiment, R² is preferably amino, mono(C₁₋₆)alkylamino, di(C₁₋₆)alkylamino, mono(C₆₋₁₀)arylamino, di(C₆₋₁₀)arylamino, mono(C₁₋₆)alkylmono(C₆₋₁₀)arylamino, monoar(C₁₋₆)alkylamino, di(C₆₋₁₀)ar(C₁₋₆)alkylamino, mono(C₁₋₆)alkylmono(C₆₋₁₀)ar(C₁₋₆)alkylamino, monoheteroarylamino, diheteroarylamino, mono(C₁₋₆)alkylmonoheteroarylamino, wherein any of the aryl or heteroaryl containing groups can be optionally substituted on the aromatic ring.

Especially preferred R² groups in this embodiment of the invention include mono(C₆₋₁₀)arylamino, mono(C₁₋₆)alkylmono(C₆₋₁₀)arylamino, mono(C₆₋₁₀)ar(C₁₋₃)alkylamino, mono(C₁₋₆)alkylmono(C₆₋₁₀)ar(C₁₋₃)alkylamino, monoheteroarylamino, and mono(C₁₋₆)alkylmonoheteroarylamino. Examples of suitable heteroarylamino groups include 1,3-thiazol-2-ylamino, imidazol-4-ylamino, quinolin-2-ylamino and quinolin-6-ylamino.

Useful values of R², when R² is a substituted amino group include anilino, naphth-2-ylamino, naphth-1-ylamino, 4-(biphenyl)thiazol-2-ylamino, 4-(phenyl)thiazol-2-ylamino, 4-phenyl-5-methylthiazol-2-ylamino, 4-hydroxy-4-trifluoromethylthiazol-2-ylamino, 3-phenylphenylamino, pyrimidin-2-ylamino, 4-isopropylphenylamino, 3-isopropylphenylamino, 4-phenylphenylamino, 3-fluoro-4-phenylphenylamino, 3,4-methylenedioxyphenylamino, *n*-butylphenylamino, N-methyl-N-(2-methylphenyl)amino, 3-nitrophenylamino, 4-methoxyphenylamino, 3-methoxyphenylamino, 2-methoxyphenylamino, 2-methylphenylamino, 3-methylphenylamino, 3,4-dimethylphenylamino, 3-chlorophenylamino, 4-chlorophenylamino, 4-(3-fluoro-4-methylphenyl)amino, 4-(indan-5-yl)amino, benzylamino, indanylmethylamino, 2,3-dihydrobenzofuranylmethyl, 2-phenylimidazol-5-yl, 3-hydroxybenzyl, 3-phenoxyphenylamino, 4-phenoxyphenylamino, 3-benzyloxyphenylamino, 4-benzyloxyphenylamino, quinolin-6-ylamino, quinolin-3-ylamino, 4-(phenylamino)phenylamino, 4-(4-ethylphenyl)phenylamino, 4-

5 (dimethylamino)phenylamino, 4-cyclohexylphenylamino, 4-(9-ethylcarbazol-3-yl)amino, 4-(*t*-butyl)phenylamino, and 4-methylthiophenyl amino.

In another aspect of this embodiment, R² is preferably an acylamino group, such as alkanoylamino, alkenoylamino, aroylamino, aralkanoylamino, aralkenoylamino, heteroaroylamino, heteroarylalkanoylamino, any of which is
10 optionally substituted on the aromatic ring.

Especially preferred R² groups in this embodiment of the invention include (C₆₋₁₀)arylcarbonylamino, C₆₋₁₀ ar(C₁₋₃)alkylcarbonylamino, C₆₋₁₀ ar(C₂₋₃)alkenylcarbonylamino, C₆₋₁₀ aryloxy(C₁₋₃)alkylcarbonylamino, C₃₋₈ cycloalkylcarbonylamino, C₁₋₆ alkylcarbonylamino, and heteroarylcarbonylamino,
15 such as furanylcarbonylamino, and quinolinylcarbonylamino.

Useful values of R², when R² is an acylamino group include 3-hydroxyphenylcarbonylamino, 2-phenylethenylcarbonylamino, phenylcarbonylamino, cyclohexylcarbonylamino, 4-methyl-3-nitrophenylcarbonylamino, furan-2-ylcarbonylamino, *tert*-butylcarbonylamino,
20 5-(3,5-dichlorophenoxy)furan-2-ylcarbonylamino, naphth-1-ylcarbonylamino, quinolin-2-ylcarbonylamino, 4-ethoxyphenylcarbonylamino, phenoxyethylcarbonylamino, and 3-methylphenylcarbonylamino.

In another aspect of this embodiment, R² is preferably C₆₋₁₀ aryloxy, C₆₋₁₀ ar(C₁₋₆)alkoxy, C₆₋₁₀ arylsulfonyl, C₆₋₁₀ ar(C₁₋₆)alkylsulfonyl, or C₆₋₁₀ ar(C₂₋₆)alkenylsulfonyl, any of which is optionally substituted on the aromatic
25 ring. Especially preferred R² groups in this embodiment of the invention include C₆₋₁₀ aryloxy, and C₆₋₁₀ arylsulfonyl.

Useful values of R², when R² is an aryloxy or arylsulfonyl group include phenoxy, naphthyloxy, phenylsulfonyl, and naphthylsulfonyl.

30 Representative compounds within the scope of this seventh embodiment of the invention include:

5-methylthio-4-(6-quinolylamino)thiophene-2-carboxamide

5-methylthio-4-[(3-phenylphenyl)amino]thiophene-2-carboxamide

5-methylthio-4-(3-quinolylamino)thiophene-2-carboxamide

35 5-methylthio-4-(pyrimidin-2-ylamino)thiophene-2-carboxamide

- 5 4-[(4-cyclohexylphenyl)amino]-5-methylthiophene-2-carboxamide
methyl 4-amino-5-methylthiophene-2-carboxylate
methyl 4-[(aminothioxomethyl)amino]-5-methylthiophene-2-carboxylate
5-methylthio-4-[(4-phenyl(1,3-thiazol-2-yl))amino]thiophene-2-carboxamide
5-methylthio-4-{[4-(4-phenylphenyl)(1,3-thiazol-2-yl)]amino}thiophene-2-
10 carboxamide
4-[(5-methyl-4-phenyl(1,3-thiazol-2-yl))amino]-5-methylthiophene-2-
carboxamide
4-{[4-hydroxy-4-(trifluoromethyl)(1,3-thiazolin-2-yl)]amino}-5-
methylthiophene-2-carboxamide
15 5-methylthio-4-(2-naphthylamino)thiophene-2-carboxamide
4-[(4-chlorophenyl)amino]-5-methylthiophene-2-carboxamide
4-[(3-methylphenyl)amino]-5-methylthiophene-2-carboxamide
4-[(3-methoxyphenyl)amino]-5-methylthiophene-2-carboxamide
4-{[3-(methylethyl)phenyl]amino}-5-methylthiophene-2-carboxamide
20 5-methylthio-4-[(3-nitrophenyl)amino]thiophene-2-carboxamide
4-{[4-(methylethyl)phenyl]amino}-5-methylthiophene-2-carboxamide
4-[(3,4-dimethylphenyl)amino]-5-methylthiophene-2-carboxamide
5-methylthio-4-[(4-phenylphenyl)amino]thiophene-2-carboxamide
4-[(3-fluoro-4-phenylphenyl)amino]-5-methylthiophene-2-carboxamide
25 4-(2H-benzo[d]1,3-dioxolen-5-ylamino)-5-methylthiophene-2-carboxamide
4-[(4-butylphenyl)amino]-5-methylthiophene-2-carboxamide
5-methylthio-4-[benzylamino]thiophene-2-carboxamide
4-(indan-5-ylamino)-5-methylthiophene-2-carboxamide
4-(2,3-dihydrobenzo[b]furan-5-ylamino)-5-methylthiophene-2-carboxamide
30 5-methylthio-4-[(2-phenylimidazol-4-yl)amino]thiophene-2-carboxamide
5-methylthio-4-[(2-quinolylmethyl)amino]thiophene-2-carboxamide
4-{[(3-hydroxyphenyl)methyl]amino}-5-methylthiophene-2-carboxamide
5-methylthio-4-(phenylcarbonylamino)thiophene-2-carboxamide
4-((2E)-3-phenylprop-2-enoylamino)-5-methylthiophene-2-carboxamide
35 4-[(4-chlorophenyl)carbonylamino]-5-methylthiophene-2-carboxamide

- 5 4-(cyclohexylcarbonylamino)-5-methylthiothiophene-2-carboxamidine
methyl 4-[(4-methyl-3-nitrophenyl)carbonylamino]-5-methylthiothiophene-2-
carboxylate
4-(2-furylcarbonylamino)-5-methylthiothiophene-2-carboxamidine
4-(2,2-dimethylpropanoylamino)-5-methylthiothiophene-2-carboxamidine
10 4-[[5-(3,5-dichlorophenoxy)(2-furyl)]carbonylamino]-5-methylthiothiophene-2-
carboxamidine
5-methylthio-4-(naphthylcarbonylamino)-thiophene-2-carboxamidine
5-methylthio-4-(2-quinolylcarbonylamino)thiophene-2-carboxamidine
4-[(3-methoxyphenyl)carbonylamino]-5-methylthiothiophene-2-carboxamidine
15 4-[2-(2-hydroxy-5-methoxyphenyl)acetylamino]-5-methylthiothiophene-2-
carboxamidine
4-[(4-ethoxyphenyl)carbonylamino]-5-methylthiothiophene-2-carboxamidine
5-methylthio-4-(2-phenoxyacetylamino)-thiophene-2-carboxamidine
4-[(3-methylphenyl)carbonylamino]-5-methylthiothiophene-2-carboxamidine
20 5-methylthio-4-[[3-(phenylmethoxy)phenyl]amino]thiophene-2-carboxamidine
5-methylthio-4-[[3-phenoxyphenyl]amino]thiophene-2-carboxamidine
5-methylthio-4-[[4-phenoxyphenyl]amino]thiophene-2-carboxamidine
4-[(2-methoxyphenyl)amino]-5-methylthiothiophene-2-carboxamidine
4-[(2-methylphenyl)amino]-5-methylthiothiophene-2-carboxamidine
25 4-[(3-chlorophenyl)amino]-5-methylthiothiophene-2-carboxamidine
4-(methylphenylamino)-5-methylthiothiophene-2-carboxamidine
5-methyl-4-(phenylamino)thiophene-2-carboxamidine
4-[[4-(dimethylamino)phenyl]amino]-5-methylthiothiophene-2-carboxamidine
4-[(4-ethylphenyl)amino]-5-methylthiothiophene-2-carboxamidine
30 5-methylthio-4-[[4-(phenylmethoxy)phenyl]amino]thiophene-2-carboxamidine
5-methylthio-4-[[4-(phenylamino)phenyl]amino]thiophene-2-carboxamidine
4-[(4-methoxyphenyl)amino]-5-methylthiothiophene-2-carboxamidine
4-[(3-fluoro-4-methylphenyl)amino]-5-methylthiothiophene-2-carboxamidine
4-(indan-5-ylamino)-5-methylthiothiophene-2-carboxamidine
35 4-[(9-ethylcarbazol-3-yl)amino]-5-methylthiothiophene-2-carboxamidine

5 5-methylthio-4-{{(4-phenylphenyl)sulfonyl}amino}thiophene-2-carboxamide
4-{bis[(4-phenylphenyl)sulfonyl]amino}-5-methylthiothiophene-2-carboxamide
5-methylthio-4-[(2-naphthylsulfonyl)-amino]thiophene-2-carboxamide
4-[bis(2-naphthylsulfonyl)amino]-5-methylthiothiophene-2-carboxamide
4-{{(6-bromo(2-naphthyl))sulfonyl}amino}-5-methylthiothiophene-2-
10 carboxamide
4-{bis[(6-bromo(2-naphthyl))sulfonyl]amino}-5-methylthiothiophene-2-
carboxamide
5-methylthio-4-[(naphthylsulfonyl)-amino]thiophene-2-carboxamide
4-[bis(naphthylsulfonyl)amino]-5-methylthiothiophene-2-carboxamide
15 4-{{(2-methylphenyl)sulfonyl}amino}-5-methylthiothiophene-2-carboxamide
4-{bis[(2-methylphenyl)sulfonyl]amino}-5-methylthiothiophene-2-carboxamide
4-{{(3-methylphenyl)sulfonyl}amino}-5-methylthiothiophene-2-carboxamide
4-{bis[(3-methylphenyl)sulfonyl]amino}-5-methylthiothiophene-2-carboxamide
4-{{(4-methylphenyl)sulfonyl}amino}-5-methylthiothiophene-2-carboxamide
20 4-{bis[(4-methylphenyl)sulfonyl]amino}-5-methylthiothiophene-2-carboxamide
5-methylthio-4-{{benzylsulfonyl}amino}-thiophene-2-carboxamide
5-methylthio-4-phenoxythiophene-2-carboxamide
5-methylthio-4-(phenylsulfonyl)thiophene-2-carboxamide
as well as salts thereof, such as hydrochloride or trifluoroacetate salts and prodrugs
25 thereof.

Methods of Use and Pharmaceutical Compositions

For medicinal use, the pharmaceutically acceptable acid addition salts, those salts in which the anion does not contribute significantly to toxicity or pharmacological activity of the organic cation, are preferred. The acid
30 addition salts are obtained either by reaction of an organic base of Formula I with an organic or inorganic acid, preferably by contact in solution, or by any of the standard methods detailed in the literature available to any practitioner skilled in the art. Examples of useful organic acids are carboxylic acids such

5 as maleic acid, acetic acid, tartaric acid, propionic acid, fumaric acid, isethionic acid, succinic acid, cyclamic acid, pivalic acid and the like; useful inorganic acids are hydrohalide acids such as HCl, HBr, HI; sulfuric acid; phosphoric acid and the like. Preferred acids for forming acid addition salts include HCl and acetic acid.

10 The compounds of the present invention represent a novel class of potent inhibitors of metallo, acid, thiol and serine proteases. Examples of the serine proteases inhibited by compounds within the scope of the invention include leukocyte neutrophil elastase, a proteolytic enzyme implicated in the pathogenesis of emphysema; chymotrypsin and trypsin, digestive enzymes;
15 pancreatic elastase, and cathepsin G, a chymotrypsin-like protease also associated with leukocytes; thrombin and factor Xa, proteolytic enzymes in the blood coagulation pathway. Inhibition of thermolysin, a metalloprotease, and pepsin, an acid protease, are also contemplated uses of compounds of the present invention. The compounds of the present invention are preferably
20 employed to inhibit trypsin-like proteases.

Compounds of the present invention that inhibit urokinase plasminogen activator are potentially useful in treating excessive cell growth disease state. Compounds of the present that inhibit urokinase are, therefore, useful as anti-angiogenic, anti-arthritic, anti-inflammatory, anti-invasive, anti-
25 metastatic, anti-restenotic, anti-osteoporotic, anti-retinopathic (for angiogenesis-dependent retinopathies), contraceptive, and tumoristatic treatment agents. For example, such treatment agents are useful in the treatment of a variety of disease states, including but not limited to, benign prostatic hypertrophy, prostatic carcinoma, tumor metastasis, restenosis and psoriasis. Also provided are methods to inhibit extracellular proteolysis,
30 methods to treat benign prostatic hypertrophy, prostatic carcinoma, tumor metastasis, restenosis and psoriasis by administering the compound of Formula I. For their end-use application, the potency and other biochemical parameters of the enzyme inhibiting characteristics of compounds of the present invention
35 are readily ascertained by standard biochemical techniques well known in the

5 art. Actual dose ranges for this application will depend upon the nature and severity of the disease state of the patient or animal to be treated as determined by the attending diagnostician. It is to be expected that a general dose range will be about 0.01 to 50 mg, preferably 0.1 to about 20 mg per kg per day for an effective therapeutic effect.

10 An end use application of the compounds that inhibit chymotrypsin and trypsin is in the treatment of pancreatitis. For their end-use application, the potency and other biochemical parameters of the enzyme-inhibiting characteristics of the compounds of the present invention is readily ascertained by standard biochemical techniques well known in the art. Actual dose ranges
15 for their specific end-use application will, of course, depend upon the nature and severity of the disease state of the patient or animal to be treated, as determined by the attending diagnostician. It is expected that a useful dose range will be about 0.01 to about 50 mg, preferably about 0.1 to about 20 mg per kg per day for an effective therapeutic effect.

20 Compounds of the present invention that are distinguished by their ability to inhibit either factor Xa or thrombin may be employed for a number of therapeutic purposes. As factor Xa or thrombin inhibitors, compounds of the present invention inhibit thrombin production. Therefore, these compounds are useful for the treatment or prophylaxis of states characterized
25 by abnormal venous or arterial thrombosis involving either thrombin production or action. These states include, but are not limited to, deep vein thrombosis; disseminated intravascular coagulopathy which occurs during septic shock, viral infections and cancer; myocardial infarction; stroke; coronary artery bypass; fibrin formation in the eye; hip replacement; and
30 thrombus formation resulting from either thrombolytic therapy or percutaneous transluminal coronary angioplasty (PCTA).

By virtue of the effects of both factor Xa and thrombin on a host of cell types, such as smooth muscle cells, endothelial cells and neutrophils, the compounds of the present invention find additional use in the treatment or
35 prophylaxis of adult respiratory distress syndrome; inflammatory responses;

5 wound healing; reperfusion damage; atherosclerosis; and restenosis following an injury such as balloon angioplasty, atherectomy, and arterial stent placement. The compounds of the present invention may be useful in treating neoplasia and metastasis as well as neurodegenerative diseases, such as Alzheimer's disease and Parkinson's disease.

10 When employed as thrombin or factor Xa inhibitors, the compounds of the present invention may be administered in an effective amount within the dosage range of about 0.1 to about 500 mg/kg, preferably between 0.1 to 30 mg/kg body weight, on a regimen in single or 2-4 divided daily doses.

15 Human leucocyte elastase is released by polymorphonuclear leukocytes at sites of inflammation and thus is a contributing cause for a number of disease states. Compounds of the present invention are expected to have an anti-inflammatory effect useful in the treatment of gout, rheumatoid arthritis and other inflammatory diseases, and in the treatment of emphysema. The leucocyte elastase inhibitory properties of compounds of the present invention are determined by the method described below. Cathepsin G has also been
20 implicated in the disease states of arthritis, gout and emphysema, and in addition, glomerulonephritis and lung infestations caused by infections in the lung. In their end-use application the enzyme inhibitory properties of the compounds of Formula I is readily ascertained by standard biochemical
25 techniques that are well-known in the art.

The Cathepsin G inhibitory properties of compounds within the scope of the present invention are determined by the following method. A preparation of partially purified human Cathepsin G is obtained by the procedure of Baugh *et al.*, *Biochemistry* 15: 836 (1979). Leukocyte granules are a major source for the preparation of leukocyte elastase and cathepsin G
30 (chymotrypsin-like activity). Leukocytes are lysed and granules are isolated. The leukocyte granules are extracted with 0.20 M sodium acetate, pH 4.0, and extracts are dialyzed against 0.05 M Tris buffer, pH 8.0 containing 0.05 M NaCl overnight at 4°C. A protein fraction precipitates during dialysis and is
35 isolated by centrifugation. This fraction contains most of the chymotrypsin-

5 like activity of leukocyte granules. Specific substrates are prepared for each enzyme, namely N-Suc-Ala-Ala-Pro-Val-*p*-nitroanilide and Suc-Ala-Ala-Pro-Phe-*p*-nitroanilide. The latter is not hydrolyzed by leukocyte elastase. Enzyme preparations are assayed in 2.00 mL of 0.10 M Hepes buffer, pH 7.5, containing 0.50 M NaCl, 10% dimethylsulfoxide and 0.0020 M Suc-Ala-Ala-Pro-Phe-*p*-nitroanilide as a substrate. Hydrolysis of the *p*-nitroanilide
10 substrate is monitored at 405 nm and at 25°C.

 Useful dose range for the application of compounds of the present invention as neutrophil elastase inhibitors and as Cathepsin G inhibitors depend upon the nature and severity of the disease state, as determined by the
15 attending diagnostician, with a range of 0.01 to 10 mg/kg body weight, per day, being useful for the aforementioned disease states.

 Additional uses for compounds of the present invention include analysis of commercial reagent enzymes for active site concentration. For example, chymotrypsin is supplied as a standard reagent for use in clinical
20 quantitation of chymotrypsin activity in pancreatic juices and feces. Such assays are diagnostic for gastrointestinal and pancreatic disorders. Pancreatic elastase is also supplied commercially as a reagent for quantitation of α_1 -antitrypsin in plasma. Plasma α_1 -antitrypsin increases in concentration during the course of several inflammatory diseases, and α_1 -antitrypsin deficiencies are
25 associated with increased incidence of lung disease. Compounds of the present invention can be used to enhance the accuracy and reproducibility of these assays by titrametric standardization of the commercial elastase supplied as a reagent. See, U.S. Patent No. 4,499,082.

 Protease activity in certain protein extracts during purification of
30 particular proteins is a recurring problem which can complicate and compromise the results of protein isolation procedures. Certain proteases present in such extracts can be inhibited during purification steps by compounds of the present invention, which bind tightly to various proteolytic enzymes.

5 The pharmaceutical compositions of the invention can be administered to any animal that can experience the beneficial effects of the compounds of the invention. Foremost among such animals are humans, although the invention is not intended to be so limited.

10 The pharmaceutical compositions of the present invention can be administered by any means that achieve their intended purpose. For example, administration can be by parenteral, subcutaneous, intravenous, intramuscular, intraperitoneal, transdermal, buccal, or ocular routes. Alternatively, or concurrently, administration can be by the oral route. The dosage administered will be dependent upon the age, health, and weight of the recipient, kind of
15 concurrent treatment, if any, frequency of treatment, and the nature of the effect desired.

 In addition to the pharmacologically active compounds, the new pharmaceutical preparations can contain suitable pharmaceutically acceptable carriers comprising excipients and auxiliaries that facilitate processing of the active compounds into preparations that can be used pharmaceutically.
20

 The pharmaceutical preparations of the present invention are manufactured in a manner that is, itself, known, for example, by means of conventional mixing, granulating, dragee-making, dissolving, or lyophilizing processes. Thus, pharmaceutical preparations for oral use can be obtained by
25 combining the active compounds with solid excipients, optionally grinding the resulting mixture and processing the mixture of granules, after adding suitable auxiliaries, if desired or necessary, to obtain tablets or dragee cores.

 Suitable excipients are, in particular, fillers such as saccharides, for example, lactose or sucrose, mannitol or sorbitol, cellulose preparations and/or
30 calcium phosphates, for example, tricalcium phosphate or calcium hydrogen phosphate, as well as binders, such as, starch paste, using, for example, maize starch, wheat starch, rice starch, potato starch, gelatin, tragacanth, methyl cellulose, hydroxypropylmethylcellulose, sodium carboxymethylcellulose, and/or polyvinyl pyrrolidone. If desired, disintegrating agents can be added,
35 such as, the above-mentioned starches and also carboxymethyl-starch, cross-

5 linked polyvinyl pyrrolidone, agar, or alginic acid or a salt thereof, such as,
sodium alginate. Auxiliaries are, above all, flow-regulating agents and
lubricants, for example, silica, talc, stearic acid or salts thereof, such as,
magnesium stearate or calcium stearate, and/or polyethylene glycol. Dragee
cores are provided with suitable coatings that, if desired, are resistant to gastric
10 juices. For this purpose, concentrated saccharide solutions can be used, which
may optionally contain gum arabic, talc, polyvinyl pyrrolidone, polyethylene
glycol, and/or titanium dioxide, lacquer solutions and suitable organic solvents
or solvent mixtures. In order to produce coatings resistant to gastric juices,
solutions of suitable cellulose preparations, such as, acetylcellulose phthalate
15 or hydroxypropylmethyl-cellulose phthalate, are used. Dye stuffs or pigments
can be added to the tablets or dragee coatings, for example, for identification
or in order to characterize combinations of active compound doses.

Other pharmaceutical preparations which can be used orally include
push-fit capsules made of gelatin, as well as soft, sealed capsules made of
20 gelatin and a plasticizer, such as, glycerol or sorbitol. The push-fit capsules
can contain the active compounds in the form of granules that may be mixed
with fillers such as lactose, binders such as starches, and/or lubricants such as
talc or magnesium stearate and, optionally, stabilizers. In soft capsules, the
active compounds are preferably dissolved or suspended in suitable liquids,
25 such as, fatty oils or liquid paraffin. In addition, stabilizers may be added.

Suitable formulations for parenteral administration include aqueous
solutions of the active compounds in water-soluble form, for example, water-
soluble salts, alkaline solutions and cyclodextrin inclusion complexes.
Especially preferred salts are hydrochloride and acetate salts. One or more
30 modified or unmodified cyclodextrins can be employed to stabilize and
increase the water solubility of compounds of the present invention. Useful
cyclodextrins for this purpose are disclosed in U.S. Patent Nos. 4,727,064,
4,764,604, and 5,024,998.

In addition, suspensions of the active compounds as appropriate oily
35 injection suspensions can be administered. Suitable lipophilic solvents or

-44-

5 vehicles include fatty oils, for example, sesame oil, or synthetic fatty acid
esters, for example, ethyl oleate or triglycerides or polyethylene glycol-400
(the compounds are soluble in PEG-400). Aqueous injection suspensions can
contain substances that increase the viscosity of the suspension, for example,
sodium carboxymethyl cellulose, sorbitol, and/or dextran. Optionally, the
10 suspension may also contain stabilizers.

Methods of Making

Many synthetic methods used to form compounds of the present
invention generally involve the formation of an amidine from a carboxylic acid
derivative, such as an ester or a nitrile. In the process a Lewis acid, such as
15 trimethylaluminum, is added to a source of ammonia, such as ammonium
chloride in an aprotic solvent, such as a toluene, under an inert atmosphere
(e.g., under an atmosphere of nitrogen or argon gas) at a temperature between
-15°C and 5°C, preferably at 0°C. An appropriate carboxylic acid derivative
is added to the mixture and the mixture is heated at reflux for a predetermined
20 period of time, preferably between 1 hr. and 24 hrs., and most preferably
between 1 hr. and 4 hrs. The resulting solution is allowed to cool to room
temperature and the amidine product isolated by known methods.

5 ***Description of Syntheses***

The chemical schemes appear after the description of the schemes.

Scheme 1a

10 Scheme **1a** illustrates a general approach to compounds of Formula **I**
where $X = O$ or S , $R^3 =$ alkylthio, aralkylthio, arylthio, alkyloxy, aralkyloxy or
aryloxy, $Y =$ bond and $Z = NR^5R^6$. When R^{22} and R^{21} of compounds **2** and **3**
are retained in the final product, they correspond to R^2 and R^3 of Formula **I**,
respectively. Otherwise R^{22} and R^{21} represent groups which, after further
transformations, will become R^2 and R^3 of Formula **I**.

15 Starting with the heterocycle where $X = O$ or S appropriately
substituted by two leaving groups, the leaving groups can be sequentially
displaced by appropriate nucleophiles (preferably the anion of the group R^{21} or
 R^{22} to be substituted) to produce the mono- or disubstituted heterocycles.
Examples of leaving groups include halogens (chlorine, bromine or iodine),
20 sulfonates (methanesulfonate, toluenesulfonate or trifluoromethanesulfonate)
or sulfones (methylsulfonyl). Preferable nucleophiles include anions of thiols
or alcohols having as the counterion an alkali or alkali earth metal such as
sodium, lithium, potassium, magnesium or cesium, or in some cases, a
transition group metal such as zinc, copper or nickel. In certain cases where
25 the nucleophile used contains an anion on carbon, catalysis of the
displacement may be useful for this transformation. Examples of catalysts
would include compounds containing palladium, silver or Ni salts.

Scheme 1b

30 Scheme **1b** illustrates approaches to providing the functionality of
 $Y(CNR^4)Z$ in compounds of Formula **I** where $X = N, O$ or S , R^{22} and R^{21} are
defined as in Scheme **1a**. Depending on the nature of the group **W** in **3**,
several methods may be employed in the transformation of **W** to $Y(CNR^4)Z$.

5 When W in **3** is a cyano group (CN), primary amide (CONH₂) or ester
(CO₂R²³), direct conversion to an unsubstituted amidine **5** (i.e. Formula *I*
where Y = bond, Z = NR⁵R⁶ and R⁴, R⁵, R⁶ = H) can be effected by treatment
with a reagent consisting of a Lewis acid complexed to ammonia. This
10 complex is produced by treatment of ammonia or an ammonium salt,
preferably an ammonium halide and most preferably ammonium chloride or
bromide, with an appropriate Lewis acid, preferably a trialkylaluminum and
most preferably trimethyl- or triethylaluminum in a solvent inert to the Lewis
acid employed. For example, when a trialkylaluminum Lewis acid is
15 employed with an ammonium halide, reaction occurs with loss of one
equivalent of alkane to produce the dialkylhaloaluminum complex of ammonia
(see for example Sidler, D.R., *et al*, *J. Org. Chem.*, 59:1231 (1994)). Examples
of suitable solvents include unsaturated hydrocarbons such as benzene,
toluene, xylenes, or mesitylene, preferably toluene, or halogenated
20 hydrocarbons such as dichloroethane, chlorobenzene or dichlorobenzene. The
amidination reaction is generally carried out at elevated temperatures,
preferably 40-200 °C, more preferably 80-140 °C, and most preferably at the
reflux temperature of a solvent in the range of 80-120 °C.

 When W is a cyano group (CN), direct conversion to a mono- or
disubstituted amidine **5** (R⁴, R⁵, R⁶ = H) is also possible by treatment with a
25 reagent consisting of a Lewis acid, preferably a trialkylaluminum, complexed
to a mono- or disubstituted amine H₂NR⁵ or HNR⁵R⁶ (Garigipati, R.,
Tetrahedron Lett. 31: 1969 (1990)). Alternatively the same addition of a
mono- or disubstituted amine may catalyzed by a copper salt such as Cu(I)
chloride (Rousselet, G., *et al*, *Tetrahedron Lett.* 34: 6395 (1993)).

30 When W in **3** is a carboxyl group (CO₂H), indirect conversion to an
unsubstituted amidine **5** can be carried out by initial esterification to **4** by any
of a number of well-known dehydrating agents (for example,
dicyclohexylcarbodiimide) with an alcohol (R²³OH). More preferably **4** can be
made by initial formation of an acid chloride by treatment of **3** with any of a
35 number of anhydrides of HCl and another acid, such as thionyl chloride,

5 POCl₃, PCl₃, PCl₅, or more preferably oxalyl chloride, with or without an added catalyst such as *N,N*-dimethylformamide (DMF), followed by the alcohol R²³OH. Conversion to the unsubstituted amidine **5** (R⁴, R⁵, R⁶ = H) can be carried out by treatment with a Lewis acid complexed to ammonia.

10 Amidines **5** also can be produced indirectly by conversion of **3** (W = CN) to iminoethers **6** by exposure to a strong acid such as a hydrogen halide, HBF₄ or other non-nucleophilic acid, preferably gaseous HCl in the presence of an alcohol R²³OH (R²³ = alkyl, branched alkyl or cycloalkyl, preferably Me or Et) and most preferably with the alcohol as solvent. Alternatively when W = CONH₂, conversion to an iminoether can be carried out by treatment with a
15 trialkylxonium salt (Meerwein's salts). In either case, treatment of the iminoether **6** with ammonia (R⁵, R⁶ = H) or a mono- or disubstituted amine (HNR⁵R⁶) provides the corresponding unsubstituted or substituted amidines **5** (i.e. via classical Pinner synthesis: Pinner, A., *Die Iminoether und ihre Derivate*, Verlag R. Oppenheim, Berlin (1892)).

20 When W = NH₂ in **3**, treatment with a reagent Z(CNR⁴)L where Z = alkyl and L is a leaving group such as O-alkyl and preferably OMe, provides the subclass of amidines **135** (Z = alkyl) which are isomeric to **5** (Formula *I*, where Y = NH, Z = H or alkyl). Examples of reagents for this reaction include methyl or ethyl acetimidate hydrochloride. Alternatively treatment of **3** (W =
25 NH₂) with a trialkyl orthoformate ester, preferably trimethyl- or triethyl orthoformate, followed by an amine R⁴NH₂ affords the corresponding formidines **135** (Z = H) (Formula *I*, where Y = NH, Z = H).

30 Also, when W = NH₂, **3** can be treated with a reagent Z(CNR⁴)L where R₄ = H and Z = NR⁵R⁶ and L is a leaving group such as pyrazole, methylpyrazole, SO₃H, S-alkyl, S-aryl, trifluoromethanesulfonate (OTf) or trifluoromethanesulfonamide (NHTf), preferably pyrazole, SO₃H or trifluoromethanesulfonamide (NHTf). Examples of these reagents include aminoiminosulfonic acid (Miller, A.E. and Bischoff, J.J., *Synthesis*, 777 (1986) and 1*H*-pyrazole-1-carboximidine hydrochloride (Bernatowicz, M.S.,
35 *et al.*, *J. Org. Chem.* 57:2497 (1992)). Such treatment provides guanidines

5 **136** directly (Formula *I* where $Y = \text{NH}$, $Z = \text{NR}^5\text{R}^6$). Alternatively a reagent
Z(CNP¹)L may be also used where $Z = \text{NHP}^2$ and L again a leaving group such
as pyrazole, methylpyrazole, SO₃H, S-alkyl, S-aryl, trifluoromethanesulfonate
(OTf) or trifluoromethanesulfonamide (NHTf), to provide protected
10 guanidines (P¹, P² = alkoxy carbonyl, aralkoxy carbonyl or polymer-bound
alkoxy carbonyl similar to those described below in Scheme **4a**) where the
protecting groups P¹ and P² can then be removed to give unsubstituted **136** (R⁴,
R⁵ and R⁶ = H). Protected guanidines are advantageous when further
transformations are required after introduction of the guanidine functionality
where an unprotected guanidine would not be stable. Examples of these
15 protected reagents include reagents such as *N,N'*-bis(*tert*-butoxycarbonyl)-*S*-
methylthiourea (Bergeron, R.J. and McManis, J.S., *J. Org. Chem.* 52:1700
(1987)), *N,N'*-bis(benzyloxycarbonyl)-1 *H*-pyrazole-1-carboxamidine or *N,N'*-
bis(*tert*-butoxycarbonyl)-1 *H*-pyrazole-1-carboxamidine (Bernatowicz, M.S.,
et al., *Tetrahedron Letters*, 34: 3389 (1993)), *N,N'*-bis(benzyloxycarbonyl)-
20 N³-trifluoromethanesulfonylguanidine, and *N,N'*-bis(bis(*tert*-butoxycarbonyl)-
N³-trifluoromethanesulfonylguanidine (Feichtinger, K., *et al.*, *J. Org. Chem.*
63:3804 (1998)). Detailed descriptions and examples of these protecting
groups and their use as protection for amidines are further outlined in Schemes
4a, **4b** and **5**.

25 When W in **3** is an ester (CO₂R²³) or carboxyl group (CO₂H), indirect
conversion to an N-substituted or unsubstituted methylamidine (Formula *I*
where $Y = \text{CH}_2$, $Z = \text{NR}^5\text{R}^6$) can be carried out by initial reduction of the ester
or carboxyl by any of a number of well-known reducing agents. When W in **3**
is an ester (CO₂R²³), examples of reducing agents include reducing agents such
30 lithium aluminum hydride (LAH) and lithium borohydride. When W in **3** is a
carboxyl group (CO₂H), examples of reducing agents include LAH and borane
complexed to THF, dimethyl sulfide, dimethylamine or pyridine. The
resulting hydroxymethyl derivative (W = CH₂OH) is converted to a
cyanomethyl derivative (W = CH₂CN) by initial formation of a leaving group
35 (W = CH₂L) where the leaving group L is a halogen (chlorine, bromine or

5 iodine) or sulfonate ester (for example methanesulfonate, toluenesulfonate or trifluoromethanesulfonate). Displacement of L by cyanide can then be performed by treatment with a metal cyanide such as LiCN, NaCN, KCN or CuCN in a polar solvent such as DMF and with or without a catalyst such as a crown ether, to afford the cyanomethyl derivative (see for example Mizuno, Y., et al, *Synthesis*, 1008 (1980)). More preferably, the conversion of W = CH₂OH to W = CH₂CN may be effected by a Mitsunobu reaction (Mitsunobu, O., *Synthesis*, 1 (1981)) using an azodicarboxylate ester such as diethyl azodicarboxylate or diisopropyl azodicarboxylate, Ph₃P and a source of cyanide such as HCN or more preferably acetone cyanohydrin (Wilk, B. *Synthetic Commun.* 23:2481 (1993)). Treatment of the resulting cyanomethyl intermediate (W = CH₂CN) under the conditions described for the conversion of **3** (W = CN) to **5** (either directly or indirectly via **6**) provides the corresponding amidinomethyl products.

Scheme 1c

20 When not commercially available, alkylthiophenes (**3**, X = S, R¹ = OH or NH₂, R²¹ = SR⁵⁴, W = CN, CO₂R²³, CONH₂) can be synthesized by the methods illustrated in Scheme 1c. Condensation of carbon disulfide and a malonic acid derivative (R⁵²CH₂R²²) in the presence of two alkylating agents R⁵⁴L and WCH₂L and a base in a suitable medium provide **3** (Dolman, H., European Patent Application No. 0 234 622 A1 (1987)). When R²² = R⁵² = CN, the resulting R¹ will be NH₂; when R²² = R⁵² = CO₂R²³, the resulting R¹ will be OH; and when R²² and R⁵² = CN, CO₂R²³, the resulting R¹ can be selected to be OH or NH₂ (and R²² = CN or CO₂R²³) depending on the reaction conditions and order of reagent addition. Examples of malonic acid derivatives suitable for this transformation include but are not limited to malonate diesters such as dimethyl malonate or diethyl malonate (R⁵², R²² = CO₂R²³, R²³ = Me or Et), malononitrile (R⁵², R²² = CN), or methyl or ethyl cyanoacetate (R⁵² = CO₂R²³, R²² = CN, R²³ = Me or Et). Leaving groups L include halides such as chloride, bromide or iodide, preferably bromide or

5 iodide, or sulfonates such as toluenesulfonate, benzenesulfonate,
methanesulfonate or trifluoromethanesulfonate. Examples of alkylating agent
 $R^{54}L$ include primary or secondary alkyl, allyl or aralkyl halides or sulfonates,
such as methyl iodide, isopropyl bromide, allyl bromide, benzyl chloride or
methyl trifluoromethanesulfonate, or a 2-haloacetate ester such as tert-butyl 2-
10 bromoacetate. Examples of alkylating agents WCH_2L include 2-
chloroacetonitrile, methyl 2-bromoacetate or 2-bromoacetamide. Suitable
media are generally polar aprotic solvents, for example, *N,N*-
dimethylformamide (DMF), *N,N*-dimethylacetamide (DMA), *N*-
methylpyrrolidinone (NMP) or dimethylsulfoxide (DMSO), preferably DMF.

15 Alternatively compounds **3** ($R^{22} = CN$) can be synthesized from
precursors **138** (derived from malononitrile, $R^{54}L$ and carbon disulfide), a
thioglycolate $WCHSH$ and a base in a suitable polar solvent, preferably
methanol (Tominaga, Y., *et al*, *J. Heterocyclic Chem.* 31:771 (1994)).

20 When **3** contains an amino group at R^1 , it can be diazotized with
subsequent loss of nitrogen to give **3**, $R^1 = H$ by treatment with a nitrosating
agent in suitable solvent. Nitrosating agents include nitrosonium
tetrafluoroborate, nitrous acid or, more preferably and alkyl nitrite ester such
as tert-butyl nitrite. Suitable solvents are those which are stable to the
nitrosating agents, preferably DMF, benzene or toluene.

25 *Scheme 1d*

When not commercially available, heterocyclic precursors **1** or **2** ($X =$
 $O, S; W = CO_2R^{23}, COOH; L = \text{halogen}$) used in Scheme 1a can be
synthesized by the methods illustrated in Scheme 1d. Depending on the
conditions used, treatment of compounds such as **139** with elemental halogen
30 (Cl_2, Br_2 or I_2 , preferably Br_2) or an *N*-halosuccinimide reagent, preferably *N*-
bromosuccinimide (NBS), affords either **1** or **2** directly. Description of
suitable solvents and conditions to selectively produce **1** or **2** are found in
Karminski-Zamola, G. *et al*, *Heterocycles* 38:759 (1994); Divald, S., *et al*, *J.*
Org. Chem. 41:2835 (1976); and Bury, P., *et al*, *Tetrahedron* 50:8793 (1994).

5

Scheme 2a

10

15

20

Scheme 2a illustrates the synthesis of compounds 12 representing the subclass of compounds for which R² is Formula II, where Ar = 2-thiazolyl, Y = bond and Z = NR⁵R⁶. Starting with compound 1 (L = Br) and using the sequential displacement methodology discussed for Scheme 1a, R²¹ can be first introduced to give 7. This is followed by a second displacement with a metal cyanide such as copper (I) cyanide, sodium cyanide or lithium cyanide and most preferably copper (I) cyanide at a temperature of 80-200 °C and preferably at 100-140 °C, in a polar aprotic solvent, preferably DMF or DMSO, to give 8. After esterification by any of the means described for the conversion of 3 to 4, conversion to the thioamide is carried out by treatment of the nitrile with any of the methods well known in the art (see for example Ren, W., *et al.*, *J. Heterocyclic Chem.* 23:1757 (1986) and Paventi, M. and Edward, J.T., *Can. J. Chem.* 65:282 (1987)). A preferable method is treatment of the nitrile with hydrogen sulfide in the presence of a base such as a trialkyl or heterocyclic amine, preferably triethylamine or pyridine, in a polar solvent such as acetone, methanol or DMF and preferably methanol. Conversion to the thiazole can be executed by classical Hantzsch thiazole synthesis followed by amidine formation as discussed in Scheme 1b.

Scheme 2b

25

30

Scheme 2b illustrates the synthesis of compounds representing the subclass of compounds for which R² is Formula II where, in addition to being an alternate route to Ar = 2-thiazolyl (20) (see 12, Scheme 2a) also provide compounds of Formula II where Ar = 2-oxazolyl (16) or 2-imidazolyl (18) (Y = bond and Z = NR⁵R⁶). Starting with compound 9, a selective hydrolysis of the nitrile with a tetrahalophthalic acid, preferably tetrafluoro- or tetrachlorophthalic acid, can be used to give 7 according to the method of Gribble, G.W. *et al.*, *Tetrahedron Lett.* 29: 6557 (1988). Conversion to the acid chloride can be accomplished using the procedures discussed for conversion of 3 to 4, preferably with oxalyl chloride in dichloromethane in the

5 presence of a catalytic amount of DMF. Coupling of the acid chloride to an
aminoketone ($R^{26}COCH(R^{27})NH_2$) can be performed in the presence of an acid
scavenger, preferably *N,N*-diisopropylethylamine (DIEA) or pyridine in a
suitable solvent such as DMF, dichloromethane or tetrahydrofuran (THF) to
afford the common intermediate **14**. Alternatively coupling of the acid
10 chloride to a less-substituted aminoketone ($R^{26}COCH_2NH_2$) can be used
followed by optional alkylation with alkylating agent $R^{27}L$ in the presence of a
base, preferably NaH or *t*-BuOK. Transformation of **14** to the corresponding
2-oxazolyl (**15**), 2-imidazolyl (**17**) or 2-thiazolyl (**19**) esters can be carried out by
the methodology of Suzuki, M., *et al.*, *Chem. Pharm. Bull.* 34:3111 (1986)
15 followed by amidation according to Scheme **1b**. In addition, direct
conversion of ketoamide **14** to imidazolyl derivative **18** is possible under the
same conditions for conversion of **17** to **18** when conducted for extended
periods, preferably greater than 2 h.

Scheme 2c

20 Scheme **2c** describes a general route to the synthesis of oxazoles,
imidazoles and thiazoles of structure **27**, **29** and **31** respectively. Acid **2** (see
Scheme **1a**) is converted to the ester by methods that are well known in the art
(Theodora W. Greene and Peter G. M. Wuts, John Wiley and Sons, Inc. 1991).
For example methyl ester **21** is formed by treating the acid in an appropriate
25 solvent such as methanol with trimethylsilyldiazomethane. Alternatively the
acid is treated with oxalyl chloride and catalytic amounts of
dimethylformamide (DMF) in an appropriate solvent such as dichloromethane
to form the acid chloride, which is then treated with methanol to give the
methyl ester. Ester **21** is treated with a palladium (0) catalyst such as palladium
30 tetrakis(triphenylphosphine), and an alkylstannane such as hexa-*n*-
butyldistannane or tri-*n*-butyltin chloride in an appropriate solvent such as
DMF at elevated temperatures (50 °C - 120 °C) to give the arylstannane of
general structure **22** (Stille, J.K., *Angew. Chem. Int. Ed. Engl.* 25:508-524
(1986)). The stannane **22** is then treated with acid chlorides in the presence of

5 a palladium(0) catalyst to give ketone **23**. The ketone is treated with ammonia/ammonium chloride to give amine **24**. Alternatively the ketone is reacted with an azide such as sodium azide in a suitable solvent such as DMF, and the resulting azidoketone is reduced to amine **23** with a suitable reducing agent such as catalytic hydrogenation in the presence of palladium on carbon
10 and an acid such as HCl (*Chem. Pharm. Bull.* 33:509-514 (1985)).

Ketoamides **25** are formed by coupling the ketoamine **24** with a variety of suitably functionalized acid chlorides. Alternatively amide coupling may be performed using any of a number of peptide coupling reagents such as 1,3-dicyclohexylcarbodiimide (Sheehan, J. C. *et al.*, *J. Am. Chem. Soc.*, 77:1067
15 (1955)) or Castro's reagent (BOP, Castro, B., *et al.*, *Synthesis* 413 (1976)). In another approach, amides **25** are formed directly from ketones **23** by reacting with various amide salts in an appropriate solvent such as DMF. The amide salts are generated by treating the amides with a suitable base such as sodium hydride (NaH). For example acetamide is treated with NaH in DMF at 0 °C to
20 give sodium acetamide. Keto amide **25** is cyclized to the oxazole **26**, imidazole **28** and thiazole **30** using procedures similar to that shown in scheme **2b**. Oxazole **26**, imidazole **28** and thiazole **30** are treated with trimethylaluminum and ammonium chloride in refluxing toluene to give the amidines **27**, **29** and **31** respectively.

25 *Scheme 2d*

Scheme **2d** illustrates to the preparation of compounds of Examples 42-43, where R²¹ and R⁴³ correspond in Formula **I** to groups R³ and R², respectively. The acids **2** can be converted to the stannane by treatment with base, such as *n*-butyl lithium or *sec*-butyl lithium, followed by trimethyltin
30 chloride. The resulting acid can be then converted to the ester **22** by methods that are well known in the art (Theodora W. Greene and Peter G. M. Wuts, *Protective Groups in Organic Chemistry*, John Wiley and Sons, Inc. 1991). For example the methyl ester can be made by treating the acid **2** in a suitable solvent such as methanol with trimethylsilyldiazomethane. The stannane **22**

5 can be reacted with suitable halides in the presence of catalytic amounts of a
palladium catalyst, such as palladium tetrakis(triphenylphosphine), to give the
esters **32** (Stille, J.K., *Angew. Chem. Int. Ed. Engl.* 25:508-524 (1986)). These
esters are then treated with trimethylaluminum and ammonium chloride in
10 refluxing toluene to give the amidines **33**. In the case where $R^{43}L_n$ ($n = 2$), this
can be cross-coupled to an aryl, heteroaryl or vinyl boronic acid or ester to give
compounds **34** (Miyaura, N. and Suzuki, A., *Chem. Rev.* 95:2457-2483
(1995)). This can usually be done in the presence of catalytic amounts of a
palladium (0) catalyst such as tetrakis(triphenylphosphine) palladium and a base
such as potassium carbonate in DMF at 90°C. Similar cross-coupling reactions
15 can also be achieved by using aryl, heteroaryl and vinyl stannanes instead of
boronic acids or esters. These esters are converted to the amidines **35** in the
manner previously described.

Scheme 2e

20 Scheme 2e represents a modification to the methodology outlined in
Scheme 2b which allows synthesis of compounds of Formula II where Ar = 2-
thiazolyl, 2-oxazolyl or 2-imidazolyl ($Y = \text{bond}$ and $Z = NR^5R^6$) but which are
regioisomeric to **16**, **18** or **20** in the relative positions of substituents R^{26} and
 R^{27} . This is illustrated in Scheme 2b by the synthesis of 2-oxazolyl derivative
39. Thus, acid **13** can be coupled to an hydroxy-containing amine
25 $R^{27}CH(NH_2)CH(R^{26})OH$ to give amide **36** by any of a number of amide
coupling reagents well known in the art (see Bodanszky, M. and Bodanszky,
A., *The Practice of Peptide Synthesis*, Springer-Verlag, New York (1984)).
More preferably **13** can be converted to the corresponding acid chloride using
any of the procedures mentioned for conversion of **3** to **4** followed by
30 treatment with the $R^{27}CH(NH_2)CH(R^{26})OH$ in the presence of an acid
scavenger, preferably *N,N*-diisopropylethylamine (DIEA) or pyridine in a
suitable solvent such as DMF, dichloromethane or tetrahydrofuran (THF) to
give **36**. Oxidation of the alcohol **36** to the aldehyde **37** ($R^{26} = H$) or ketone **37**
($R^{26} = \text{alkyl, aryl, aralkyl, heterocycle}$) can be effected by any of a number of

5 common methods known in the art (see for example F. Carey, F.A., Sundberg,
R.J. *Advanced Organic Chemistry, Part B: Reactions and Synthesis*, 3rd
Edition, Plenum Press, New York (1990)), preferably by a mild Moffatt-type
oxidation such as a Swern oxidation (Mancuso, A.J., Huang, S.L. and Swern,
D., *J. Org. Chem.* 3329 (1976)) or more preferably using Dess-Martin reagent
10 (Dess, D.B. and Martin, J.C., *J. Org. Chem.* 48:4155 (1983)). Conversion to
the heterocycle (in this case the oxazole) is effected with any of a number of
reagents including phosphorus oxychloride, P₂O₅, or thionyl chloride (see
Moriya, T., *et al.*, *J. Med. Chem.* 31:1197 (1988) and references therein).
Alternatively closure of **37** with either Burgess reagent or under Mitsunobu
15 conditions affords the corresponding oxazolanyl derivatives (Wipf, P. and
Miller, C.P., *Tetrahedron Lett.* 3: 907 (1992)). Final amidation to **39** as in
Scheme **1b** completes the synthesis.

Scheme 2f

20 Scheme **2f** illustrates a general approach to the synthesis of thiazoles of
structure **43** (Formula **II**, X = S, Ar = thiazolyl). Nitriles of structure **40** can be
treated with hydrogen sulfide (H₂S) in a suitable solvent such as methanol, or
pyridine in the presence of a base such as triethylamine to give thioamides **41**
(Ren, W. *et al.*, *J. Heterocyclic Chem.* 23:1757-1763 (1986)). Thioamides **41**
can be then treated with various haloketones **42** preferably bromoketones
25 under suitable reaction conditions such as refluxing acetone or DMF heated to
50° C - 80° C to form the thiazoles **43** (Hantzsch, A. R. *et al.*, *Ber.* 20:3118
(1887)).

Scheme 2g

30 Scheme **2g** illustrates one synthetic route to 2-haloketones of structure
42 which are employed in the synthesis of thiazolyl derivatives as in Schemes
2a and **2f**. 2-Bromoketones **42** (L = Br) are prepared by treating the ketone **44**
with a suitable brominating agent such as Br₂ or N-bromosuccinimide in a
suitable solvent such as chloroform or acetic acid (EP 0393936 A1).

5 Alternatively, the ketone **44** is treated with a polymer-supported brominating agent such as poly(4-vinyl)pyridinium bromide resin (Sket, B., *et al.*, *Synthetic Communications* 19:2481-2487 (1989)) to give bromoketones **42**. In a similar fashion 2-chloroketones are obtained by treating **44** with copper (II) chloride in a suitable solvent such as chloroform (Kosower, E. M., *et al.*, *J. Org. Chem.* 28:630 (1963)).

10

Scheme 2h

5
10
15
20
25

Scheme 2h illustrates another synthetic route to 2-haloketones of structure 42 which is particularly useful in that it employs acids 45 or activated carbonyl compounds such as 46 as precursors which are more readily available than the ketones 44. The acid 45 is converted to the acid halide 46 (L = Cl, Br or OCOR³⁹) by treating with a suitable halogenating reagent. For example, an acid chloride is formed by treating 45 with oxalyl chloride and catalytic amounts of DMF in dichloromethane. The acid chloride is converted to a diazoketone by treatment with trimethylsilyldiazomethane (Aoyama, T. *et al.*, *Tetrahedron Lett.* 21:4461-4462 (1980)). The resulting diazoketone is converted to a 2-haloketone of structure 42 by treatment with a suitable mineral acid. For example a bromoketone is formed by treating the diazoketone in a suitable solvent such as acetonitrile (CH₃CN) with a solution of 30% hydrogen bromide (HBr) in acetic acid (Organic Synthesis Collective Vol III, 119, John Wiley and Sons, New York, Ed. Horning E. C.). In an alternative approach the acid 45 is converted to the mixed-anhydride 46 by treatment with a suitable chloroformate such as isobutyl chloroformate or tert-butyl chloroformate in a suitable solvent, such as tetrahydrofuran or dichloromethane, in the presence of a base such as N-methylmorpholine. The mixed anhydride 46 is converted to a diazoketone by treatment with trimethylsilyldiazomethane and the resulting diazoketone is converted to a haloketone in the manner described above.

Scheme 2i

30

When amide coupling as described in Scheme 2e is followed directly by amidination, compounds of Formula I where R² or R³ is aminoacyl or aminoiminomethyl can be derived. Thus, coupling of acid 13 (or the corresponding acid chloride as previously described) with an amine R⁵¹R⁵²NH can afford 130 which can be carried on to the amidine 131. Upon either longer or more vigorous additional treatment (for example, higher temperatures) with

5 a Lewis acid-ammonia reagent as described in Scheme 1b, the amide group can be converted to an aminoiminomethyl group to give a bisamidine compound 132.

Scheme 3a

10 Acid 13 can also be converted to an amine 47 from which sulfonamides, ureas and urethanes can be formed (Formula I where R^2 or $R^3 = NR^{32}SO_2R^{31}$, $NHCONR^{51}R^{52}$ or $NHCOR^{31}$, respectively). Scheme 3a illustrates this methodology for introduction of these three groups at R^2 of Formula I. Conversion of the acid 13 to an intermediate acyl azide can be followed by heating of such azide in the presence of an alcohol under Curtius rearrangement conditions to form the carbamate ester of the alcohol.

15 Subsequent carbamate ester hydrolysis yields amine 47. The intermediate acyl azide may be synthesized by coupling the acid 13 to hydrazine through the acid chloride or by any of the amide coupling procedures discussed for Scheme 2e followed by nitrosation of the resulting hydrazide by any of the nitrosating agents discussed for conversion of 3 ($R^1 = NH_2$) to 3 ($R^1 = H$) in

20 Scheme 1c. More preferably conversion of 13 to 47 is carried out through treatment of acid 13 with diphenylphosphoryl azide in the presence of an alcohol, preferably *tert*-butanol, and a base, preferably triethylamine or DIEA, as shown in Scheme 3a, to give a *tert*-butylcarbamate that is readily

25 decomposed to the salt of amine 47 on exposure to an acid, preferably HCl or trifluoroacetic acid in a suitable solvent such as CH_2Cl_2 . Further treatment with a base such as NaOH or preferably K_2CO_3 or $NaHCO_3$ provides the free base 47. Treatment of amine 47 with a sulfonyl chloride $R^{31}SO_2Cl$ in the presence of an acid scavenger, such as pyridine or DIEA, followed by optional

30 alkylation on nitrogen with an alkylating agent $R^{32}L$ in the presence of a base such as K_2CO_3 , DIEA or more preferably sodium hydride, in a solvent such as THF, MeCN or CH_2Cl_2 affords the sulfonylamine functionality at R^2 (48). When necessary, this transformation can be catalyzed by the presence of 4-dimethylaminopyridine for less reactive sulfonyl chlorides. Similar treatment

5 of amine **47** with an isocyanate $R^{51}NCO$ or carbamyl chloride $R^{51}R^{52}COCl$ affords the aminocarbonylamine functionality at R^2 (**50**). Similar treatment of amine **47** with an acid chloride $R^{31}COCl$ affords the carbonylamine functionality at R^2 (**52**). Conversion of the esters in **48**, **50** and **52** to amidines as previously mentioned gives the products **49**, **51** and **53**. Further conversion
10 of the acylamino group of **53** as discussed for synthesis of **132** also provides access to the iminomethylamino group at R^2 (**54**).

Scheme 3b

Introduction of an aminosulfonyl group (including monoalkylaminosulfonyl and dialkylaminosulfonyl groups) for R^2 of Formula
15 **I** can be carried out starting from amine such as **47** as well. Conversion to a sulfonyl chloride by the method of Gengnagel, *et al.* (U.S. Patent No. 3,947,512 (1976)) and treatment with an amine $R^{34}NH_2$ followed by optional alkylation on nitrogen with $R^{35}L$ (under the sulfonylation and alkylation conditions described in Scheme **3a**) provides **56** which is further converted to
20 amidines **57** as previously described.

Scheme 3c

In addition to the synthesis outlined in Scheme **3a**, amine **47** may also be produced as illustrated in Scheme **3c**. A nitrothienyl ester **122** (Dell'Erba, C. and Spinelli, D., *Tetrahedron*, 21: 1061 (1965), Dell'Erba, C. *et al.*, *J. Chem. Soc., Perkin Trans 2*, 1779 (1989)) with a suitable leaving group L may
25 be substituted with an anion of R^{21} to give intermediate **123**. Amine **47** is then derived from reduction of the nitro group. Appropriate reagents to effect reduction of the nitro functionality include hydrogen gas in the presence of a catalyst such as palladium or platinum metal deposited on carbon or barium sulfate in any of a number of solvents such as methanol, ethanol, ethyl acetate,
30 DMF or THF. More preferably, tin (II) chloride may be employed as a reductant in solvents such as DMF or THF, or in the presence of HCl in a solvent such as methanol or ethanol. Alternatively, metals such as zinc or iron

5 (Stanetty, P. and Kremslehner, M., *Heterocycles* 48: 259 (1998)) may also be used.

Scheme 4a

Scheme 4a illustrates the preparation of the compounds of Formula III and Examples 48-59 and 61-77. The amidine moiety of compounds of structure 60 can be protected with a protecting group P¹ that can be readily removed from 62 and 64 using methods known to those skilled in the art (Theodora W. Greene and Peter G. M. Wuts, John Wiley and Sons, Inc. 1991). For example, a *tert*-butoxycarbonyl (BOC) protecting group can be removed by exposure to strongly acidic medium such as hydrogen chloride in a suitable solvent such as dioxane, or by trifluoroacetic acid in a suitable solvent such as methylene chloride. Benzyloxycarbonyl (Cbz) protecting groups can be removed by catalytic hydrogenation using palladium on carbon as a catalyst in solvents such as ethanol or tetrahydrofuran.

In some cases, P¹ can be a solid support such as polystyrene or polyethyleneglycol-grafted polystyrene which can be attached to the amidine moiety via a cleavable linker such as 4-(benzyloxy)benzyloxy-carbonyl (using carbonate Wang resin). Attaching an amidine to a solid support can be achieved by treating a solid support having a linker containing an appropriately activated functional group with the amidine under suitable conditions. For example, an amidine can be attached to Wang resin by treating para-nitrophenylcarbonate Wang resin with the amidine and a suitable base such as DBU in a suitable solvent such as DMF. When D is OH or SH the protected amidines 61 can be alkylated with carboxy-protected (protecting group is R³⁶) haloaliphatic acids, such as bromoacetic acid or bromopropionic acid in the presence of a suitable base such as cesium carbonate or DIEA, in a suitable solvent such as DMF with heating when necessary to give compounds of structure 62. When D is NO₂, the nitro group can be reduced prior to alkylation using an appropriate reducing agent, such as tin (II) chloride, in a suitable solvent such as DMF, or by catalytic hydrogenation using palladium on carbon

5 as a catalyst in solvents such as ethanol or tetrahydrofuran. Other useful
carboxy protecting groups are well known in the art (Theodora W. Greene and
Peter G. M. Wuts, *Protective Groups in Organic Chemistry*, John Wiley and
Sons, Inc. 1991). For example, tert-butyl ester can be removed by exposure to
10 strongly acidic medium such as hydrogen chloride in a suitable solvent such as
dioxane, or such as trifluoroacetic acid in a suitable solvent such as methylene
chloride. Benzyl ester can be removed by catalytic hydrogenation using
palladium on carbon as a catalyst in solvents such as ethanol or
tetrahydrofuran or by base hydrolysis.

15 When protecting groups P^1 and R^{36} in compounds **62** are orthogonal (as
defined by the ability to remove one protecting group preferentially in the
presence of the other), R^{36} can be preferentially removed to give acids **63**. For
example when P^1 is BOC and R^{36} is OMe, the methyl ester can be removed by
treating with a base such as sodium hydroxide in a suitable solvent such as
aqueous tetrahydrofuran leaving the BOC group intact. When protecting
20 groups P^1 and R^{36} in compounds **62** are not orthogonal, both protecting groups
are removed, and the amidine can be protected with a suitable protecting group
such as BOC or a suitably functionalized resin. The protected amidine **63** can
be treated with various amines under suitable amide coupling conditions, such
as in the presence 1-hydroxy-7-azabenzotriazole (HOAt), O-(7-
25 azabenzotriazol-1-yl)-1,1,3,3-tetramethyluronium hexafluorophosphate
(HATU) and DIEA to form amides of structure **64**. The amidine protecting
group can be then removed, for example by treating with an acid, such as
trifluoroacetic acid in a suitable solvent such as methylene chloride, when a
BOC protecting group is employed, to give amidines **65**.

30 *Scheme 4b*

Scheme **4b** illustrates a specific example which utilizes the method
described in Scheme **4a**. The amidine moiety of **66** can be monoprotected
with a tert-butyloxycarbonyl group. The monoprotected phenoxyamidine **67**
can be alkylated on the phenolic hydroxy group with an ester of 2-bromoacetic

-62-

5 acid to give **68**. In the case where the ester can be removed by base, it can be hydrolyzed with aqueous base, such as NaOH, to give the acid **69**. This acid can be treated with various amines in the presence of 1-hydroxy-7-azabenzotriazole (HOAt), O-(7-azabenzotriazol-1-yl)-1,1,3,3-tetramethyluronium hexafluorophosphate (HATU) and DIEA to form amides
10 of structure **70**. The amines are unsubstituted, di- or mono-substituted aliphatic or aromatic amines. In some cases the amines are cyclic-amines such as piperazine and piperidine. The amides **70** are then treated with trifluoroacetic acid to give the amidines **71**. In the case where the ester **68** is acid-labile, it can be treated with trifluoroacetic acid to give the amidino-acid
15 **72**. This amidine can be loaded on to an insoluble support, such as polystyrene or polyethyleneglycol-grafted polystyrene via a cleavable linker, such as Wang, which is functionalized as an activated carbonate such as *p*-nitrophenylcarbonate or succinimidyl carbonate. Generally this can be done by treating the activated carbonate resin with the amidine and a suitable base such as DBU in a suitable solvent such as DMF. The support-bound acid **73** can be
20 treated with various amines in the presence of 1-hydroxy-7-azabenzotriazole (HOAt), O-(7-azabenzotriazol-1-yl)-1,1,3,3-tetramethyluronium hexafluorophosphate (HATU) and DIEA to form amides. These amides are then cleaved from the solid support by treating with trifluoroacetic acid to give
25 compounds of structure **71**.

Scheme 5

Scheme **5** illustrates a synthetic route to amidines containing di-substituted thiazoles represented by compounds for which R² is Formula *II* and both R⁸ and R⁹ are non-hydrogen substituents. The ketoamide **74** can be
30 converted to the mono-bromoketoamide by treating with bromine in acetic acid. Thiazoles **76** are formed by reacting the bromoketoamide with **10** under suitable conditions, preferably by heating the mixture in DMF or acetone. Amidines **77** are formed by heating **76** in toluene with trimethylaluminum and ammonium chloride. The amidines **77** are treated with strong acid such as HCl

5 to give the acids **78**. The amidines **78** are in one route protected with a suitable protecting group such as BOC to give **79**. The protected amidines **79** are treated with various amines under suitable coupling conditions, such as in the presence of HOAt, HATU, and DIEA to form various amides. The amidine protecting group can be then removed, for example by treating with
10 trifluoroacetic acid in a suitable solvent such as methylene chloride, when a BOC protecting group is employed to give amidines **80**. In a second route, the amidines **78** can be loaded onto an insoluble support, such as polystyrene or polyethyleneglycol-grafted polystyrene via a cleaveable linker, such as Wang resin, which is functionalized as an activated carbonate ester, such as *p*-
15 nitrophenylcarbonate or succinimidyl carbonate, to give a resin-bound scaffold **81**. The resin-bound acid **81** can be treated with various amines under suitable coupling conditions such as in the presence of HOAT, HATU and DIEA to form amides. These amides are then cleaved from the solid support by treating with trifluoroacetic acid to give amidines **80**.

20 *Scheme 6a*

Scheme **6a** illustrates the preparation of compounds of Examples 144, 145, 146, 147, 148, 149, 150 and 151. Compounds of this invention correspond to those of Formula *I* where R² is Formula *II* and where Ar is thiazole and R³⁷ and R³⁸ (R⁸ and R⁹ of Formula *II*) are phenyl, which can be
25 additionally substituted. Starting from 2,5-dibromothiophene **90**, treatment with lithium diisopropylamide followed by R²¹L, where L is a leaving group, preferably a halogen, mesylate, tosylate, or methyl sulfate, and more preferably iodomethane or methyl sulfate, according to the procedure of Kano, *et al.*, *Heterocycles* 20(10):2035 (1983), gives **91**. Compound **91** can be treated with
30 an appropriate base, preferably a lithium alkyl like *n*-butyllithium, *sec*-butyllithium, or *t*-butyllithium, and more preferably *n*-butyllithium, followed by carbon dioxide gas and conversion of the resulting carboxylate salt to the free acid with a mineral acid, preferably hydrochloric acid. Conversion to ester **21** can be carried out by preparation of the acid chloride using oxalyl

-64-

5 chloride and treatment of this intermediate acid chloride with an alcohol R²³ in
an appropriate solvent, preferably dichloromethane, with an appropriate base,
preferably pyridine. Compound **21** can be treated with copper (I) cyanide in
refluxing dimethylformamide to give compound **9**. Compound **9** can be
10 treated with hydrogen sulfide gas in an appropriate solvent, preferably
methanol, containing an appropriate base, preferably triethylamine to give
compound **10**. Compound **10** can be treated with an appropriate ketone where
L is a leaving group, preferably halogen, mesyl, or tosyl, and most preferably
bromo, refluxing in a suitable solvent, preferably, acetone,
15 dimethylformamide, dimethyl acetamide, methyl ethyl ketone, or other polar
aprotic solvents, and most preferably acetone to give compound **92**.
Compound **92** is treated with an appropriate reagent, preferably the aluminum
amide reagent to give amidine **93**.

Scheme 6b

Scheme **6b** illustrates the preparation of the compound of Example
20 144, which corresponds to a compound for which R² is Formula **II**, and where
Ar is thiazole and R⁸ and R⁹ (R³⁷ and R³⁸ in Scheme **6b**) are phenyl, which can
be optionally substituted. Starting from 2,5-dibromothiophene **90**, treatment
with *n*-butyllithium produces an anion which undergoes a rearrangement
(Kano, S., *et al*, *Heterocycles* 20:2035 (1983)). Quenching with carbon
25 dioxide gas and conversion of the resulting carboxylate salt to the free acid
with a mineral acid, preferably hydrochloric acid, gives acid **94**. Conversion to
ester **95** can be carried out by preparation of the acid chloride using oxalyl
chloride and treatment of this intermediate acid chloride with an alcohol R²³-
OH in an appropriate solvent, preferably dichloromethane, with an appropriate
30 base, preferably pyridine. Compound **95** can be treated with copper (I)
cyanide in refluxing dimethylformamide to give compound **96**. Compound **96**
can be treated with hydrogen sulfide gas in an appropriate solvent, preferably
methanol, containing an appropriate base, preferably triethylamine to give
compound **97**. Compound **97** can be treated with an appropriate ketone where

-65-

5 L is a leaving group, preferably halogen, mesyl, or tosyl, and most preferably
bromo, refluxing in a suitable solvent, preferably, acetone,
dimethylformamide, dimethyl acetamide, methyl ethyl ketone, or other polar
aprotic solvents, and most preferably acetone to give compound **98**.
Compound **98** is treated with an appropriate reagent, preferably the aluminum
10 amide reagent ($\text{Al}(\text{CH}_3)_3/\text{NH}_4\text{Cl}$) to give amidine **99**.

Scheme 7a

Scheme 7a illustrates the preparation of compounds for which R^2 is
Formula *II* and Ar is thiazol-4-yl. As illustrated, the acids **13** can be converted
to their acid chlorides by treatment with oxalyl chloride with
15 dimethylformamide catalysis in methylene chloride, or by using thionyl
chloride, either neat or in an organic solvent, at ambient or elevated
temperature. Compounds are then homologated to the desired α -haloketones
100 by sequential treatment with trimethylsilyldiazomethane and hydrogen
bromide. An alternative would be to substitute diazomethane (generated from
20 Diazald[®], Aldrich Chemical Co., Milwaukee, WI) for the
trimethylsilyldiazomethane. Also, the conversion of **13** to **100** can be effected
using the procedure derived for the synthesis of compound **42** from compound
46.

The α -haloketones **100** are then allowed to react with the
25 appropriate thiourea (Scheme 7b) or thioamide derivative in an organic
solvent, preferably acetone or dimethylformamide at 70 °C to give 2-
aminothiazoles or thiazoles **101**.

The thiazoles **101** can be treated with the aluminum amine reagent
($\text{Al}(\text{CH}_3)_3/\text{NH}_4\text{Cl}$) formed at ambient temperature by the reaction of
30 trimethylaluminum with ammonium chloride in an organic solvent, preferably
toluene. The ester can then be converted to the amidines **102** at elevated
temperatures, preferably higher than 80 °C.

5

Scheme 7b

As shown in Scheme 7b, amines **110** (or their hydrochloride salts) can be converted to their respective mono-substituted thioureas (methan-1-thiones) **112** by treatment with thiophosgene to form the intermediate isothiocyanates **111**. Preferred conditions include treating the amine with thiophosgene in a biphasic solvent system composed of a halogenated solvent such as chloroform and an aqueous phase of saturated sodium bicarbonate. Alternatively, the reaction may be effected by treatment of **110** with a hindered amine and thiophosgene such as triethylamine or diisopropylethylamine in an organic solvent such as tetrahydrofuran or methylene chloride. Another alternative to forming isothiocyanates **111** is the direct treatment of primary amines and carbon disulfide in pyridine with dicyclohexylcarbodiimide (Jochims, *Chem. Ber.* 101:1746 (1968)).

Isothiocyanates **111** can be converted to thioureas **112** by treatment with an ammonia-alcohol solution, preferably a 2M ammonia in methanol or ethanol solution, at room temperature or elevated temperatures (>70°C). Alternatively, the thioureas **112** can be prepared directly from the appropriate urea (or thioamide from the appropriate amide when R⁸ =alkyl or aryl) by treatment with Lawesson's reagent (Lawesson, S.-O., *et. al. Bull. Soc. Chim. Belg.* 87:223, 293 (1978)).

25

Scheme 8

Scheme 8 illustrates the preparation of compounds of this invention where R² is Formula **II** and Ar is thiazole and R³⁷ and R³⁸ are phenyl which is further substituted by a sulfonylamino or carbonylamino group. Starting from thioamide **10**, treatment with a nitro substituted 2-halo-acetophenone, where the halogen is chloro, bromo, or iodo, preferably bromo, refluxing in a suitable solvent, preferably acetone, dimethylformamide, dimethyl acetamide, methyl ethyl ketone, or other polar aprotic solvents, and most preferably acetone. The reduction of nitroaryl compound **113** can be carried out with a suitable reducing agent, preferably tin (II) chloride, titanium (II) chloride, iron (III)

30

-67-

5 chloride, lithium metal, sodium metal, catalytic hydrogenation over platinum or palladium catalyst, and most preferably 20% aqueous solution of titanium (III) chloride. The acylation of aniline **114** can be carried out with an appropriate acyl compound $R^{42}L$ where L is a halogen, preferably chloro, in an appropriate solvent, preferably dichloromethane, containing a base, preferably
10 pyridine, N-methylmorpholine, or diisopropylethylamine. Alternatively, the acylation of aniline **114** is carried out with an activated carboxylic acid compound $R^{42}COL$ where L is hydroxy activated with dicyclohexylcarbodiimide, ethyl-3-(diethylamino)propylcarbodiimide (EDAC), *O*-(7-azabenzotriazol-1-yl)-*N,N,N',N'*-tetramethyluronium
15 hexafluorophosphate (HATU), or pentafluorophenyl. The sulfonylation of aniline **114** can be carried out with an appropriate sulfonyl chloride compound $R^{41}SO_2L$ in an appropriate solvent, preferably dichloromethane, containing a base, preferably N-methyl morpholine, diisopropylethylamine, or pyridine, most preferably N-methyl morpholine, with or without a
20 condensation catalyst, preferable dimethylaminopyridine (DMAP). The amidinylation of compounds **115** and **117** can be carried out with an appropriate reagent, preferably the aluminum amide reagent $(Al(CH_3)_3/NH_4Cl)$.

Scheme 9

25 Scheme **9** illustrates the preparation of compounds of Formula **I**, for which one of R^5 and R^6 is a non-hydrogen substituent. The amidines **5** are converted to the amidoximes **119** by heating with hydroxylamine in a suitable solvent such as ethanol. The cyanoamidines **120** are prepared by heating the amidines **5** with cyanamide in a suitable solvent such as ethanol. (Huffman, K.R. and Schaeffer, F., *J. Amer. Chem. Soc.* 28:1812 (1963). Alternatively **5**
30 can be heated with an amine such as methylamine to give the N-alkylated amidines **121**.

5

Scheme 10

Scheme 10 illustrates an approach to compounds of Formula I where X = S or O, R² = arylamino, R³ = alkylthio, aralkylthio, arylthio, alkyloxy, aralkyloxy, aryloxy, alkylamino, dialkylamino, aralkylamino, diaralkylamino, arylamino or diarylamino, Y = bond and Z = NR⁵R⁶.

10

Aminothiophenes 47 (Formula I where X = S, or O; R² = NH₂) can be reacted with an arylboronic acid (R⁵⁶B(OR⁵⁸)₂, R⁵⁸ = H) or arylboronic ester (R⁵⁶B(OR⁵⁸)₂, R⁵⁸ = alkyl) in the presence of a copper catalyst, preferably copper (II) acetate, and an amine base such as triethylamine or pyridine (Chan, D. M. T. *et al.*, *Tetrahedron Lett* 39: 2933 (1998)) to give a thienylarylamino

15

124. Conversion of the ester to amidine 125 is carried out in the manner previously described in Scheme 1b.

Scheme 11

Another route to compounds of this invention, where R² = arylamino or alkylarylamino and alkylamino and where R³, Y and Z are as described in Scheme 10, is shown in Scheme 11 where intermediate 2 (R²¹ = R³, L = leaving group) is aminated using conditions well known in the art. (See for example: Ahman, J. and Buchwald, S. L., *Tetrahedron Lett.* 38: 6363 (1997) and Wolfe, J. P. and Buchwald, S. L., *Tetrahedron Lett.* 38: 6359 (1997). For reviews see: Frost, C. G and Mendonca, P., *J. Chem. Soc., Perkin Trans 1*: 2615 (1998) and Wolfe, J. P. *et al.*, *Acc. Chem. Res.* 31: 805 (1998).) Thus, 2 may be treated with an aniline R⁵⁶R⁵⁷NH (R⁵⁶ = aryl, R⁵⁷ = H or alkyl) in the presence of a palladium catalyst, a suitable palladium ligand and a base to give 127. Suitable catalysts include any of a number of Pd(0) or Pd(II) salts, such as tetrakis(triphenylphosphino) palladium (0), dichlorobis(acetonitrile)palladium (II) or preferably palladium (II) acetate or tris(dibenzylideneacetone)dipalladium. The most appropriate ligands for any given reaction are often compound-dependent and are discussed in detail in the aforementioned references but may include 1,1'-bis(diphenylphosphino)ferrocene (DPPF), 1-[2-

30

-69-

5 (diphenylphosphino)ferrocenyl]ethyl methyl ether (PPF-OMe), or preferably
2,2'-bis(diphenylphosphino)-1,1'-binaphthyl (BINAP). Appropriate bases
include sodium *t*-butoxide or preferably cesium carbonate or potassium
phosphate. Useful solvents include DMF, dioxane, dimethoxyethane or
preferably toluene. Conversion of the ester to amidine **128** is carried out in the
10 manner previously described in Scheme **1b**.

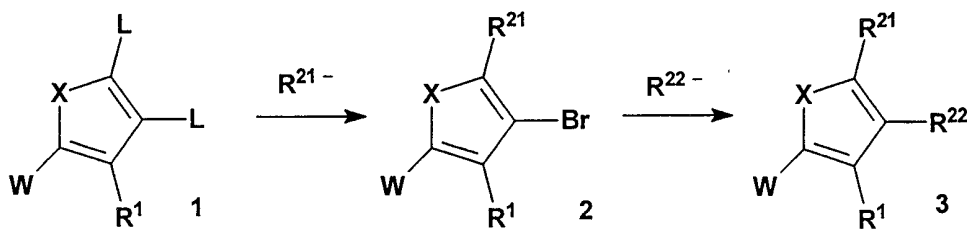
Scheme 12

The corresponding compounds of Formula *I* where R² = alkylamino
and R³, Y and Z are as described in Scheme **10** are produced as shown in
Scheme **12** by initial reductive alkylation of amine **47** with an aldehyde
15 R⁵⁹CHO or ketone R⁵⁹COR⁶⁰ in the presence of any of a number of suitable
reducing agents including sodium borohydride, sodium cyanoborohydride or,
more preferably, sodium or tetraalkylammonium salts of triacetoxyborohydride
to give **129**. Depending on the reducing agent employed, suitable solvents
may include an alcohol, such as methanol, ethanol or isopropanol, or solvents
20 such as THF or dichloromethane. Conversion of the ester to the amidine **130**
is again carried out in the manner previously described in Scheme **1b**.

Scheme 13

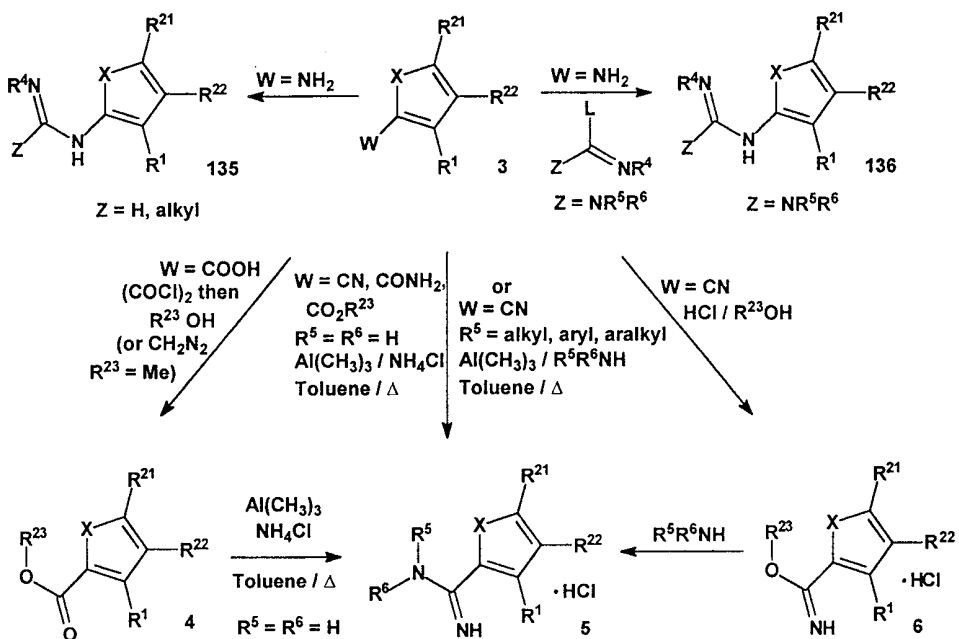
Scheme **13** illustrates an approach to compounds of Formula *I* where
R² is a 2-thiazolylamino and R³, Y and Z are as described in Scheme **10**. In this
25 method, amine **47** can be first converted to a thiourea **131** using the various
procedures outlined in Scheme **7b**. Further reaction of the thiourea with a
leaving group-substituted ketone R³⁷COCH(L)R³⁸, preferably a 2-haloketone
as described in Schemes **2f**, **2g** or **2h**, can provide thiazolylaminothiophenes
132 which are then converted to the corresponding amidines **133** by the
30 previously described methodology of Scheme **1b**.

Scheme 1a

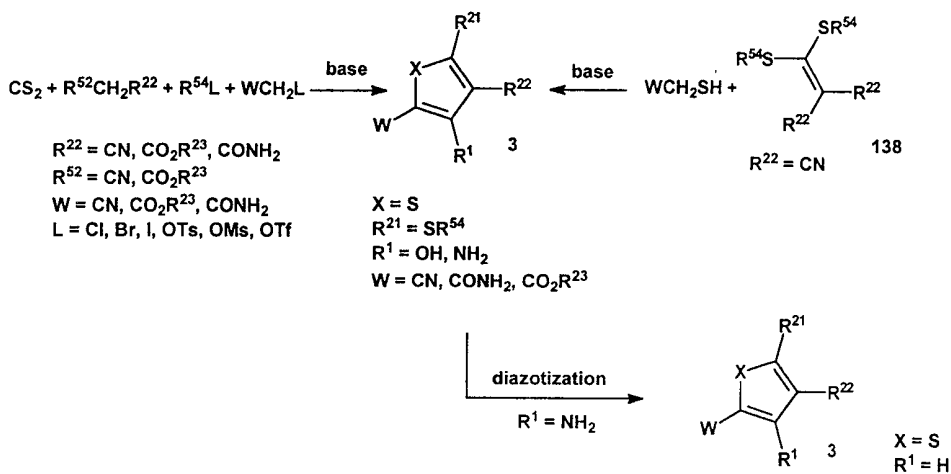


X = O, S
 W = CN, COOH, CONH₂, CO₂R²³
 L = Br

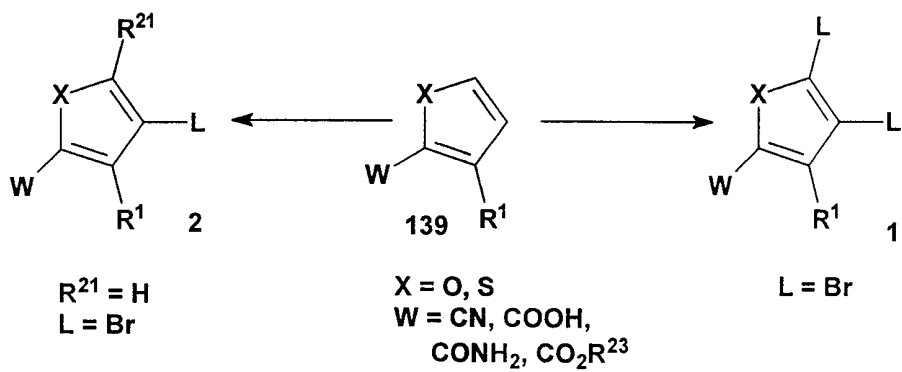
Scheme 1b



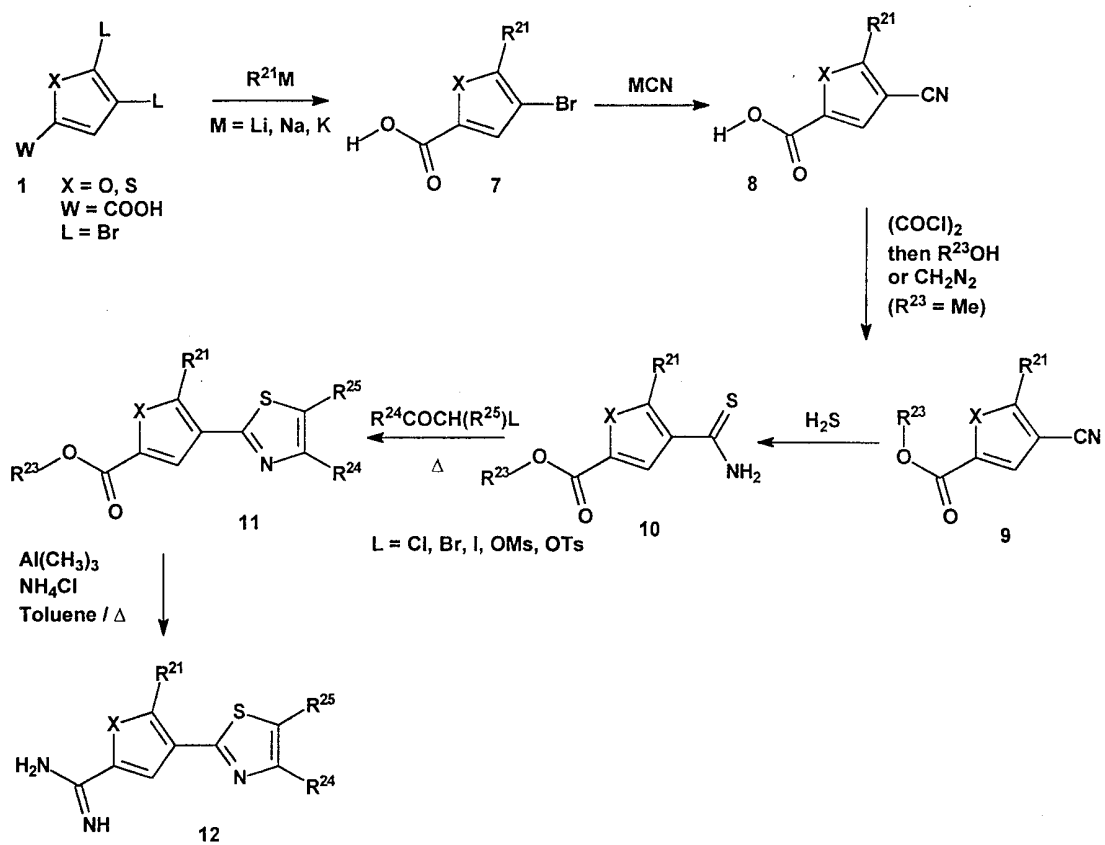
Scheme 1c



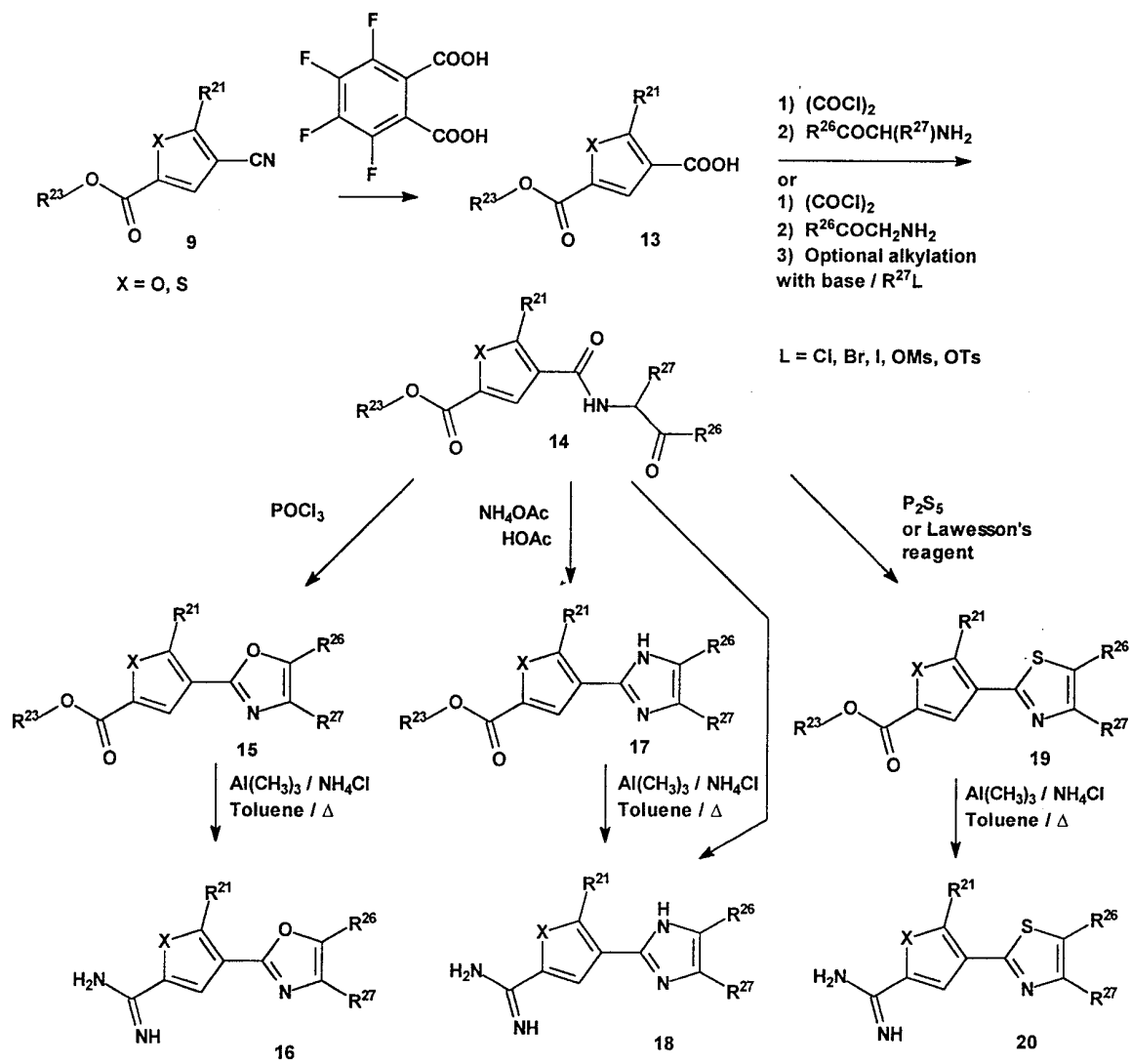
Scheme 1d



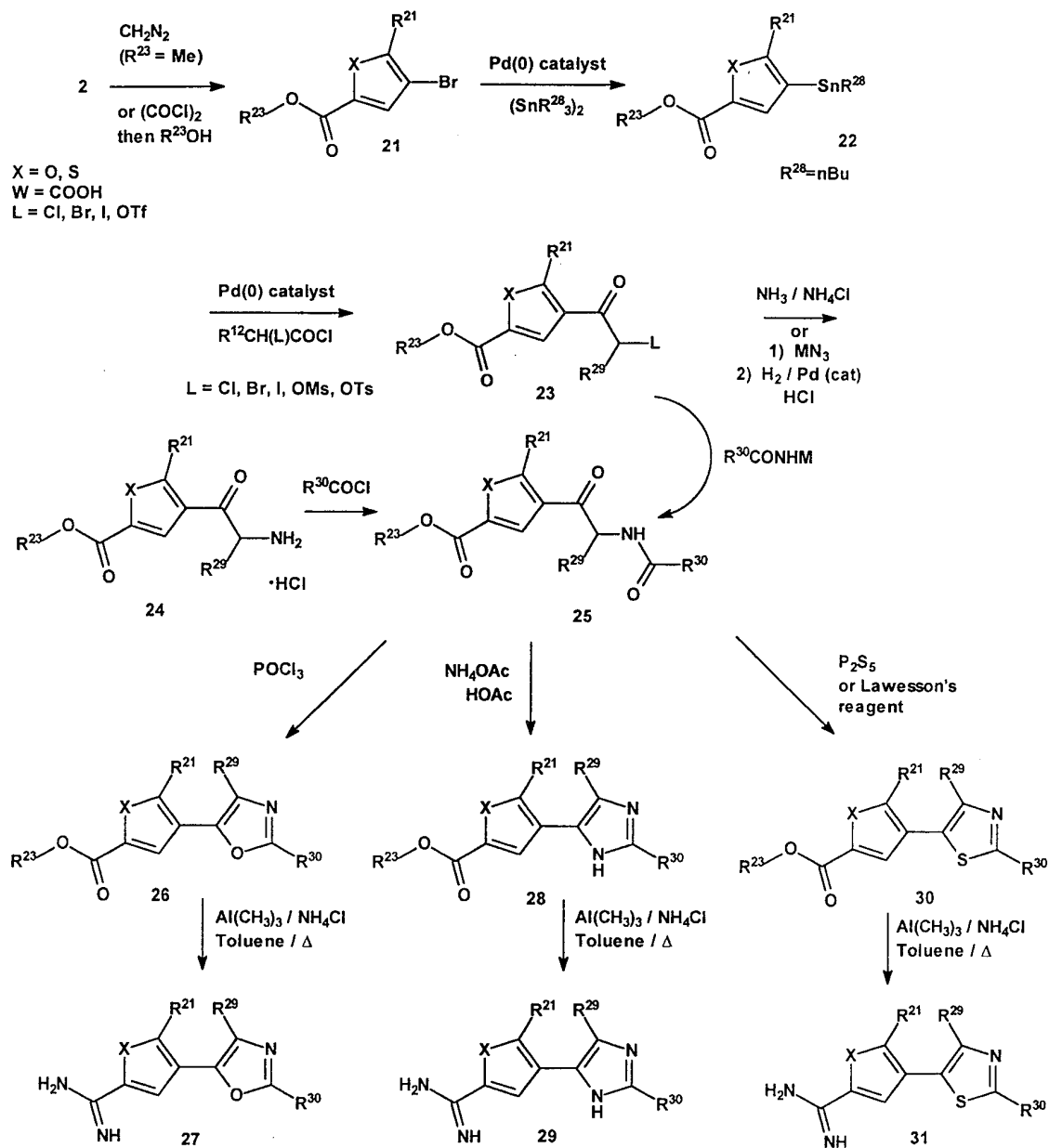
Scheme 2a



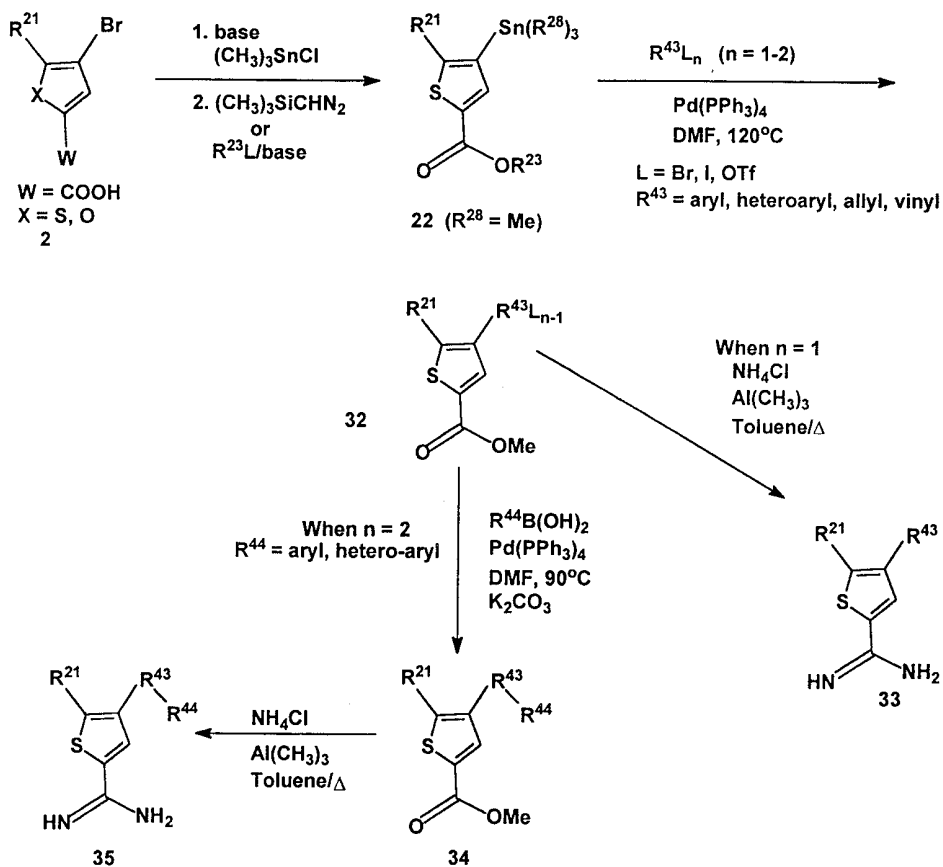
Scheme 2b



Scheme 2c

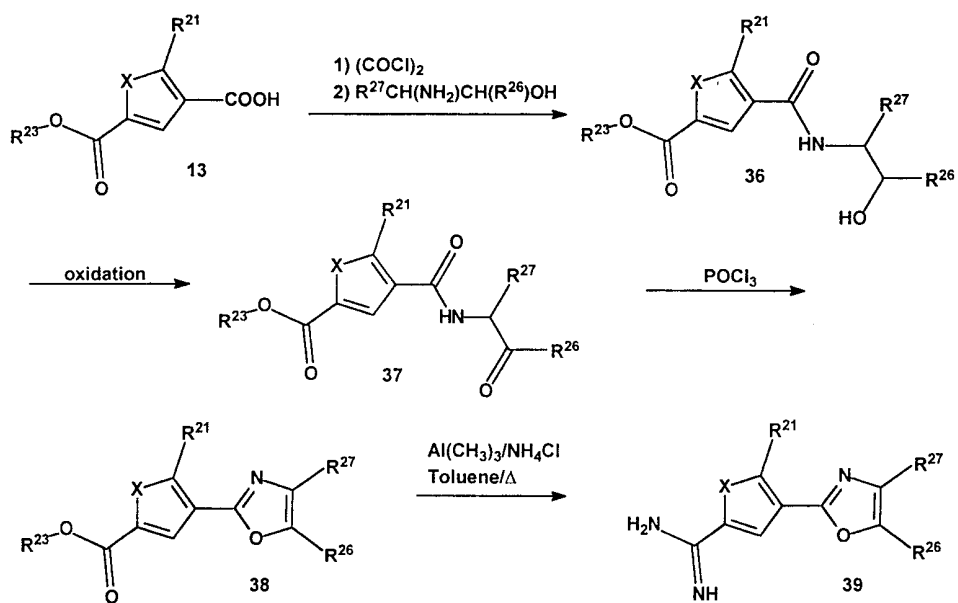


Scheme 2d

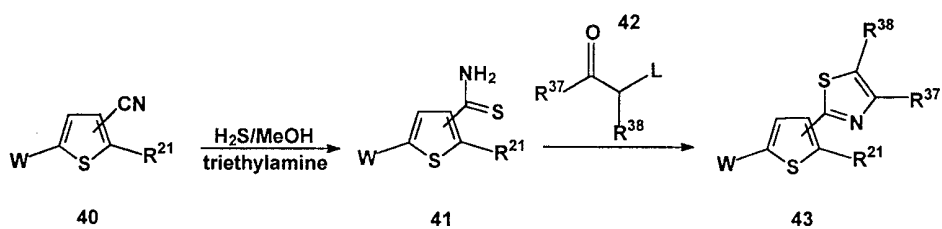


-76-

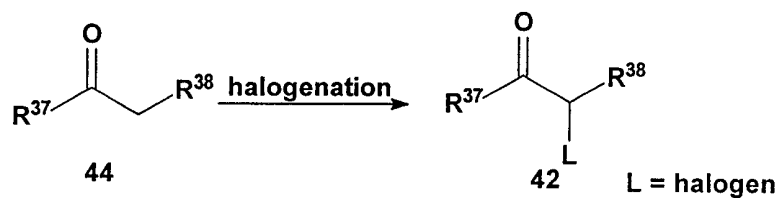
Scheme 2e



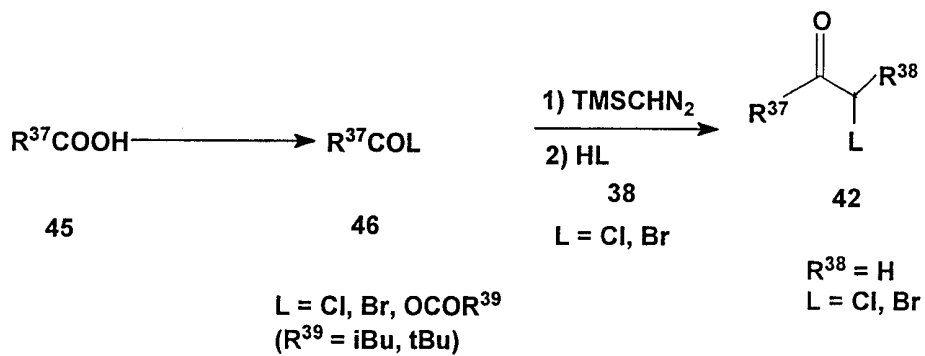
Scheme 2f



Scheme 2g

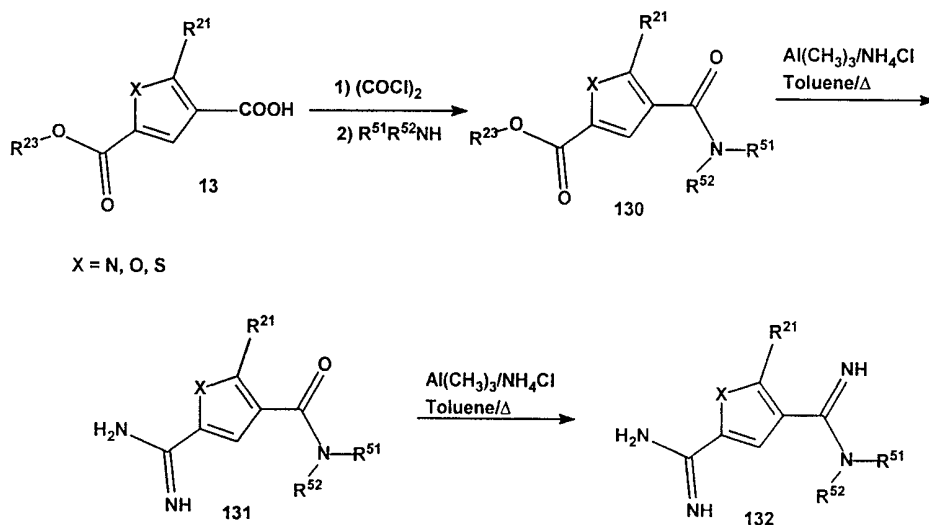


Scheme 2h

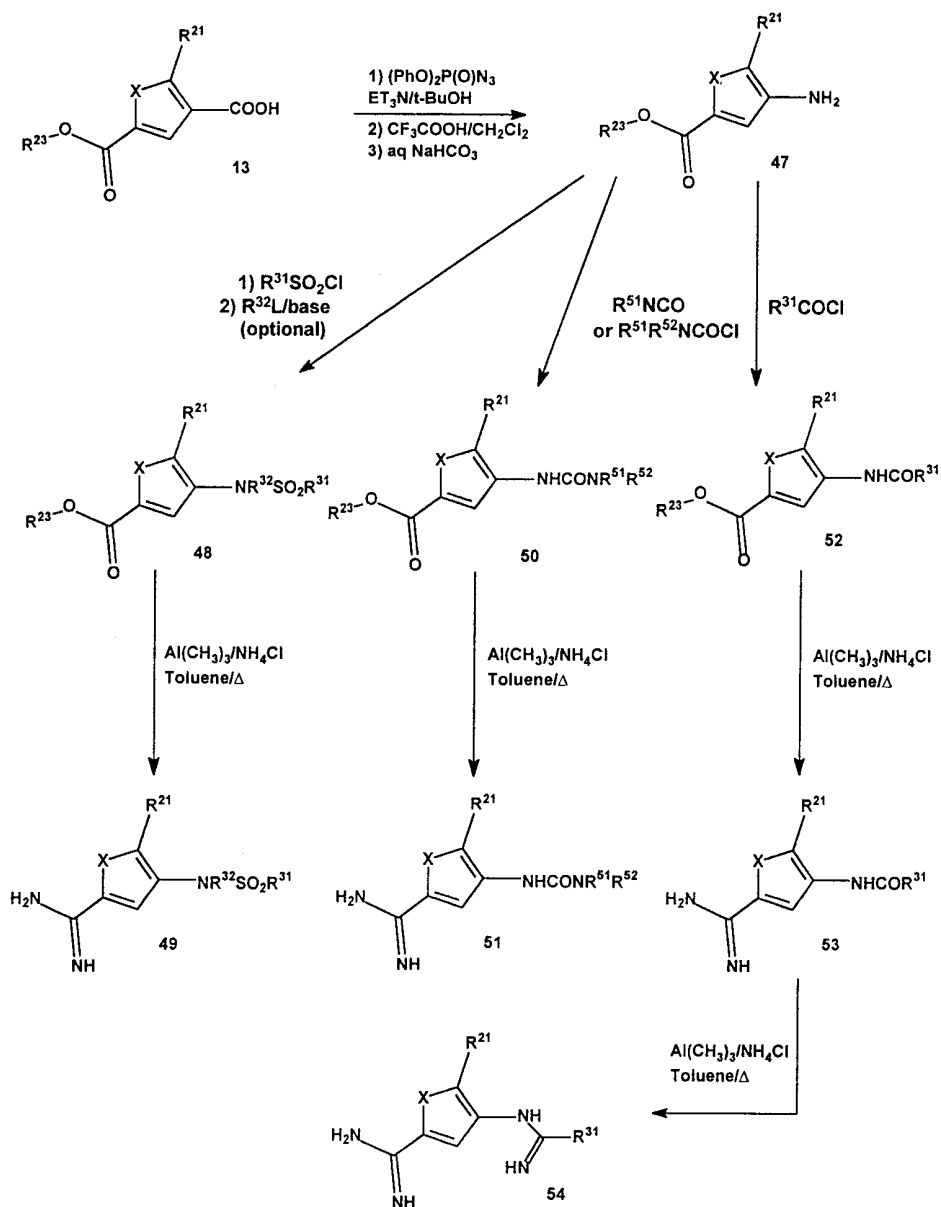


5

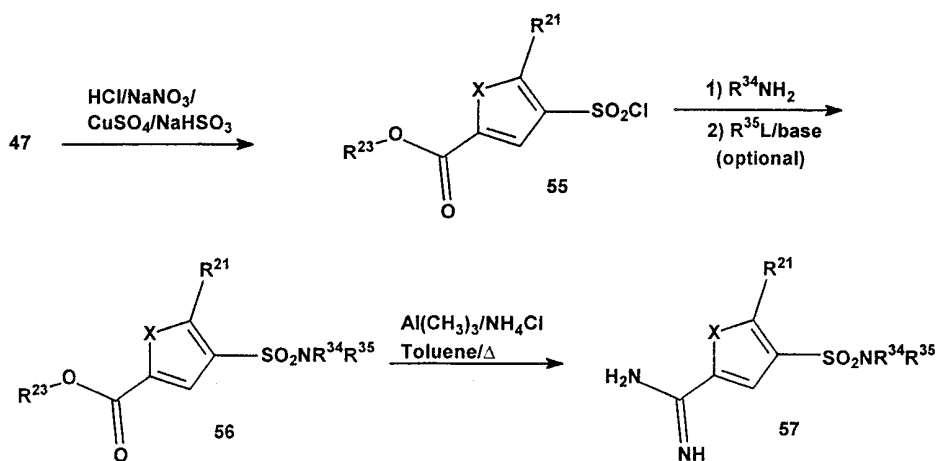
Scheme 2i



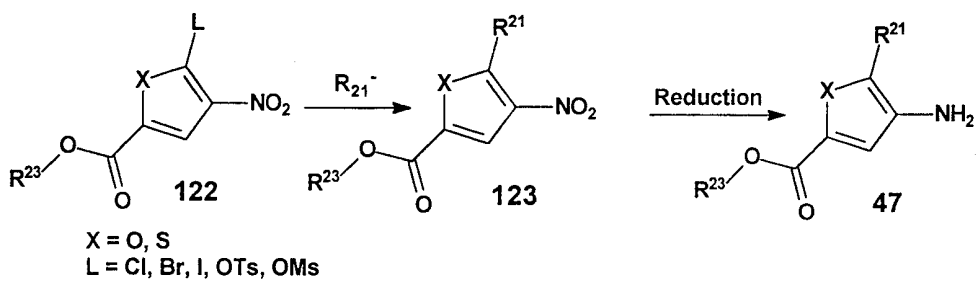
Scheme 3a



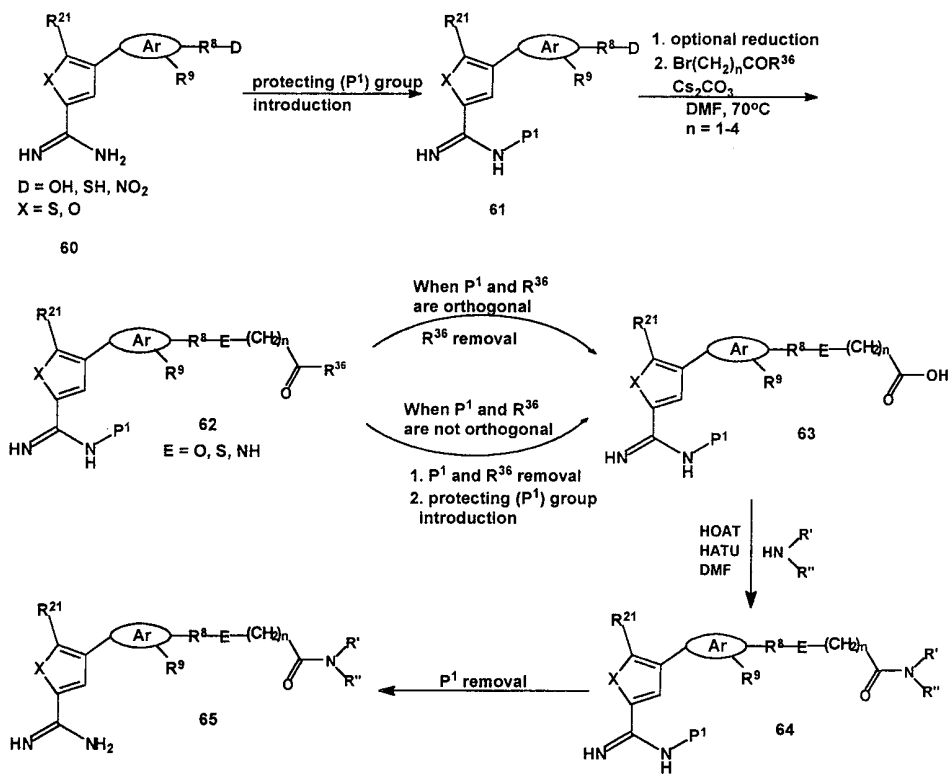
Scheme 3b



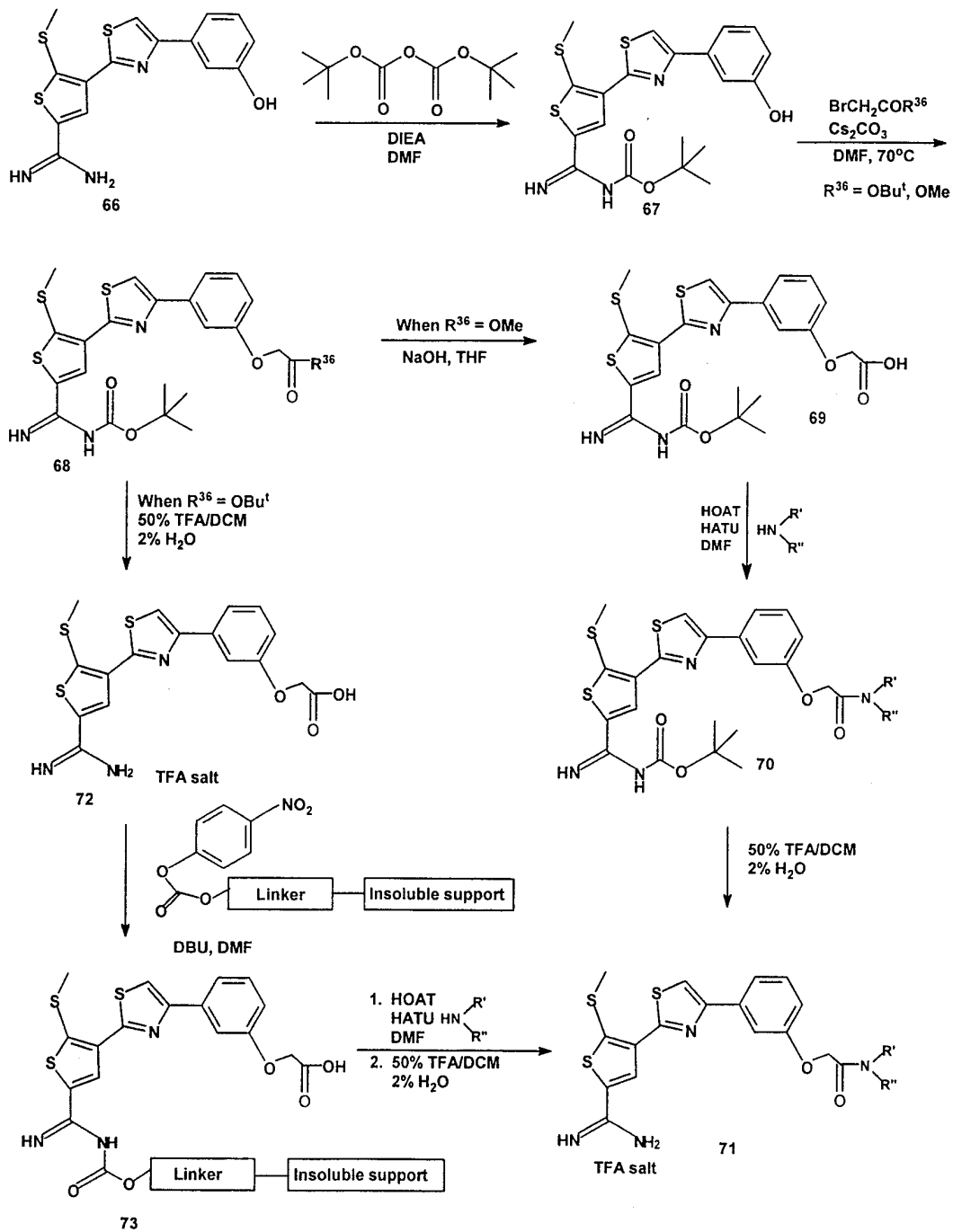
Scheme 3c



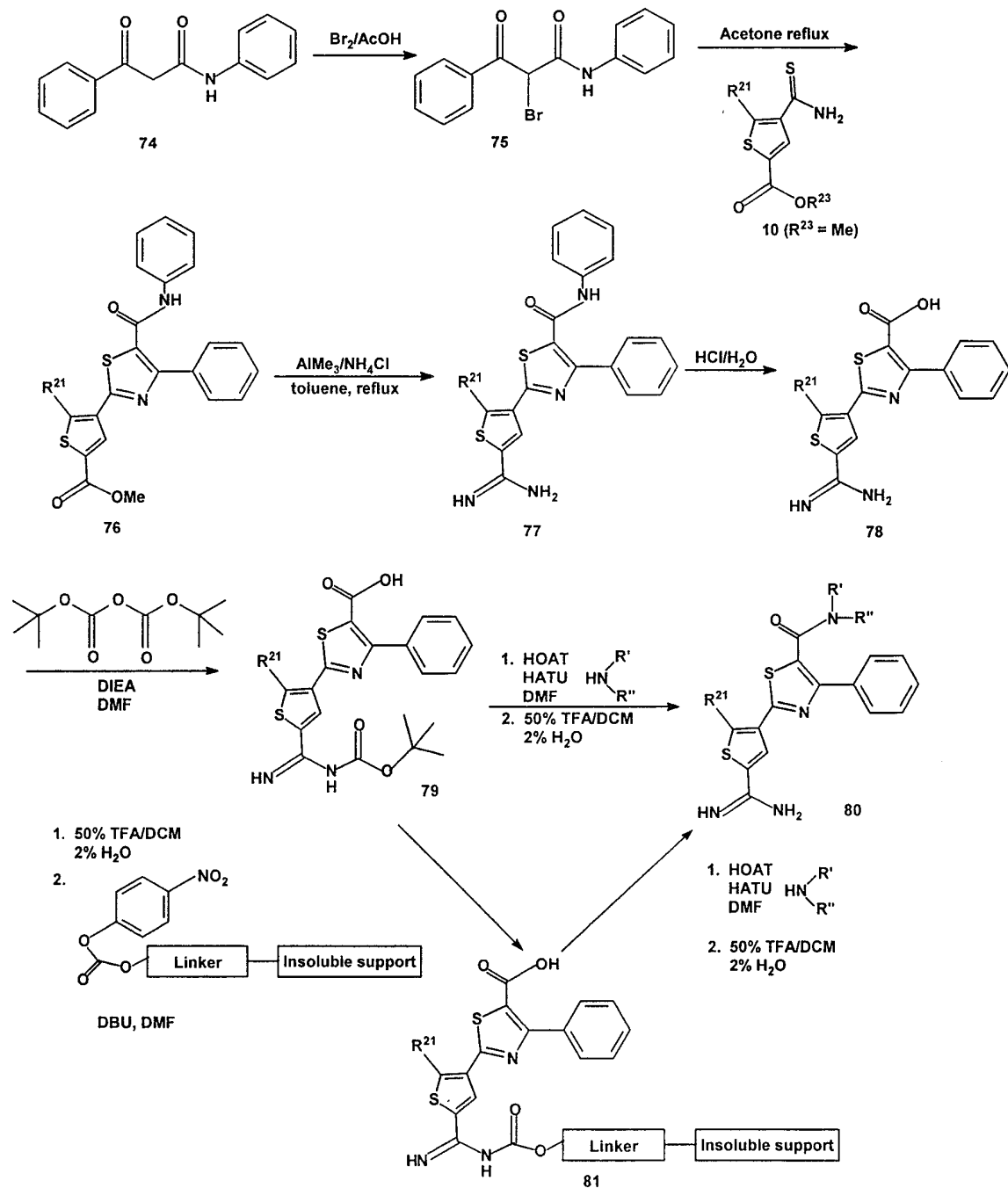
Scheme 4a



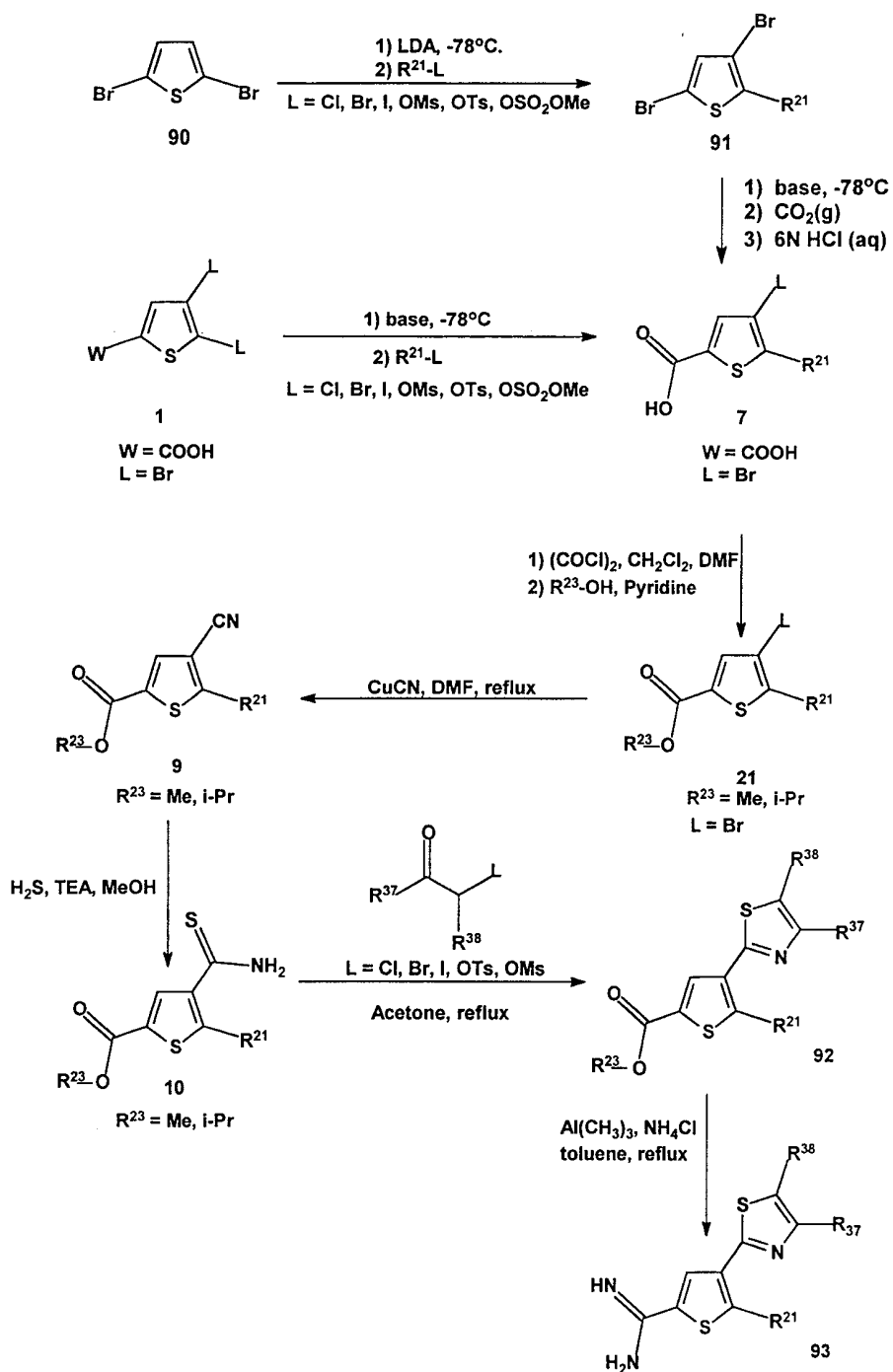
Scheme 4b



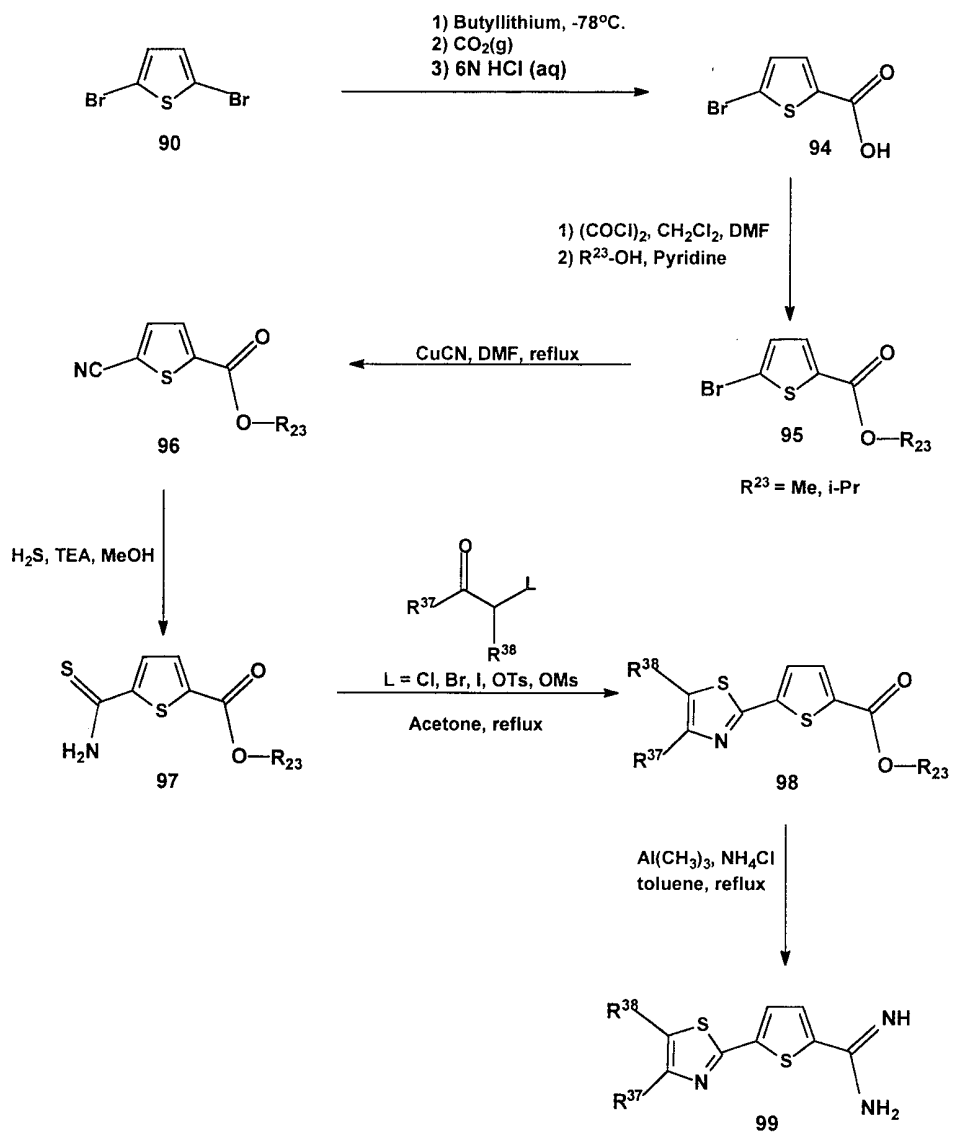
Scheme 5



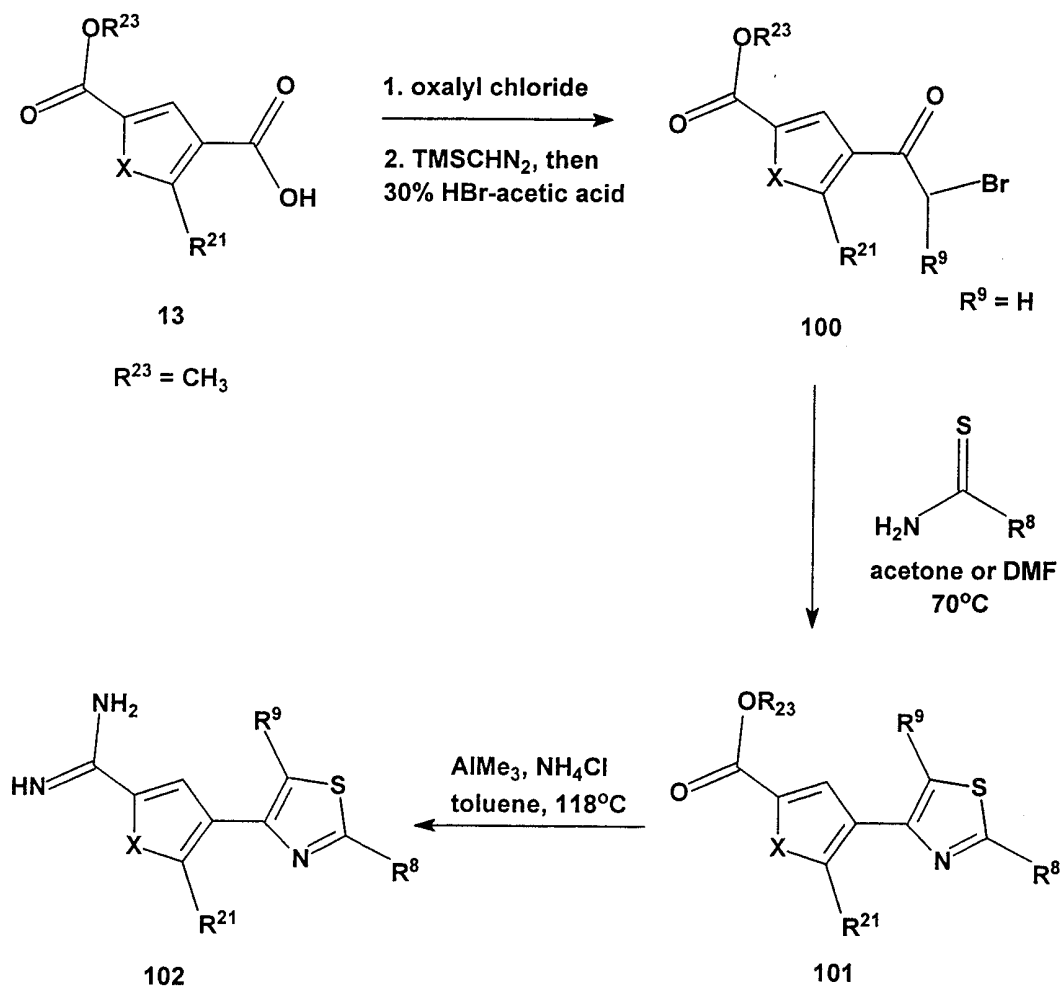
Scheme 6a



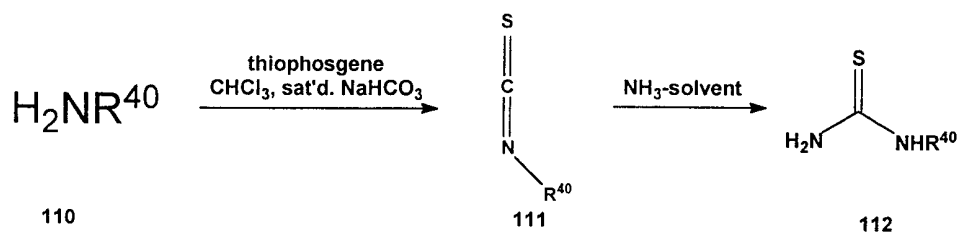
Scheme 6b



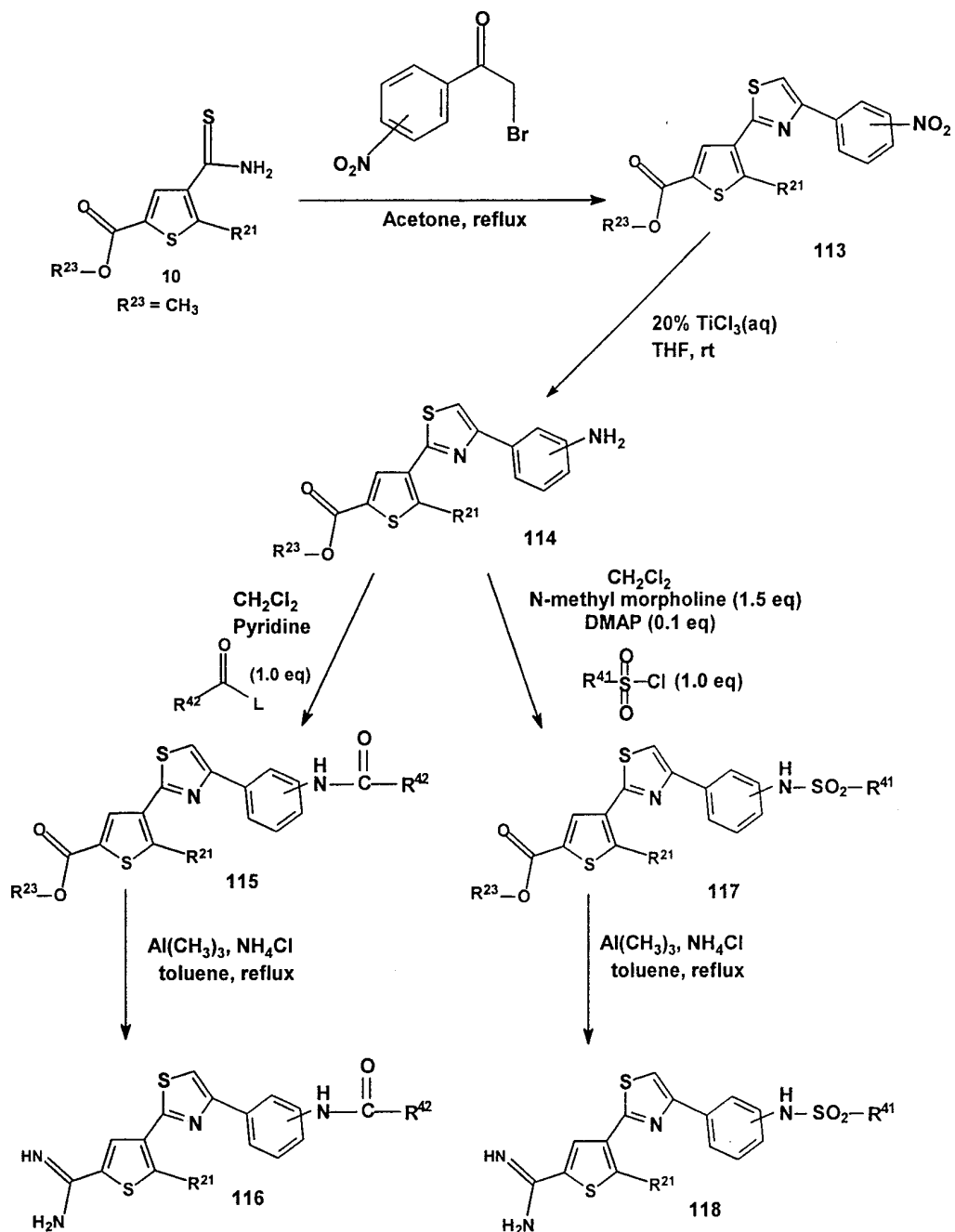
Scheme 7a



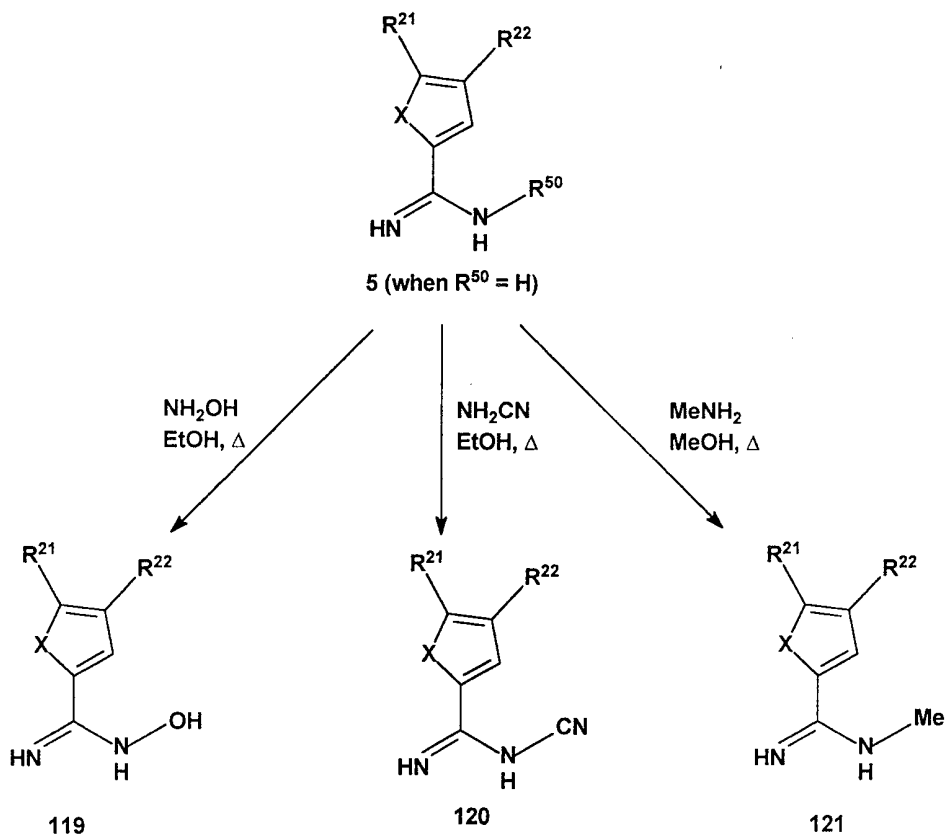
Scheme 7b



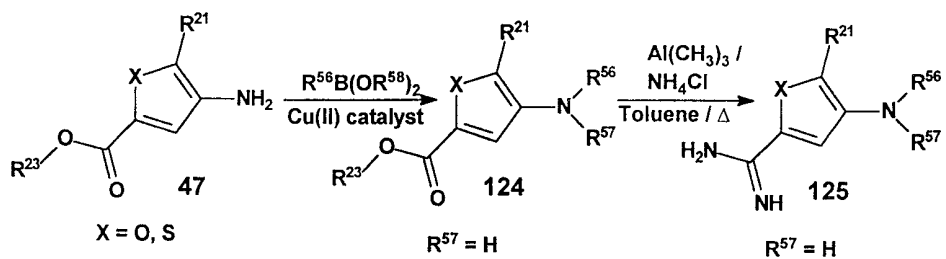
Scheme 8



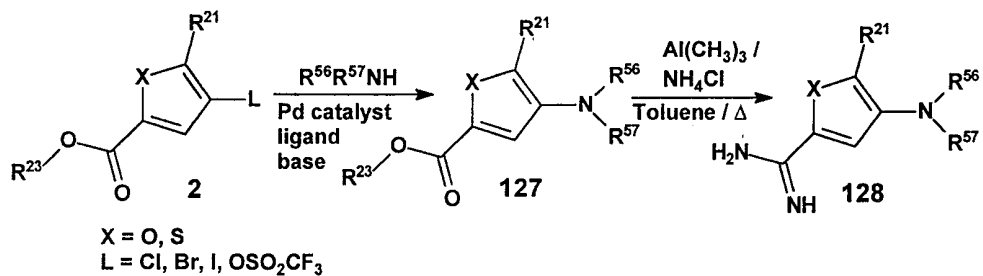
Scheme 9



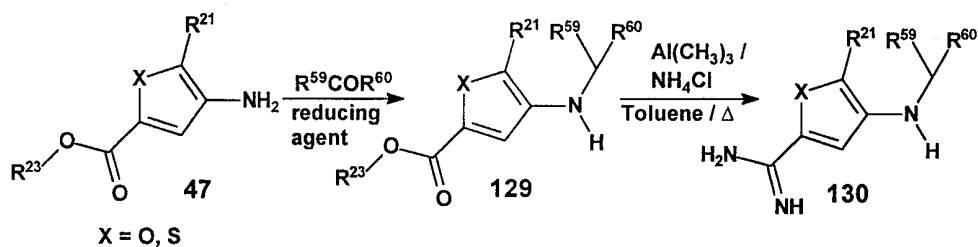
Scheme 10



Scheme 11

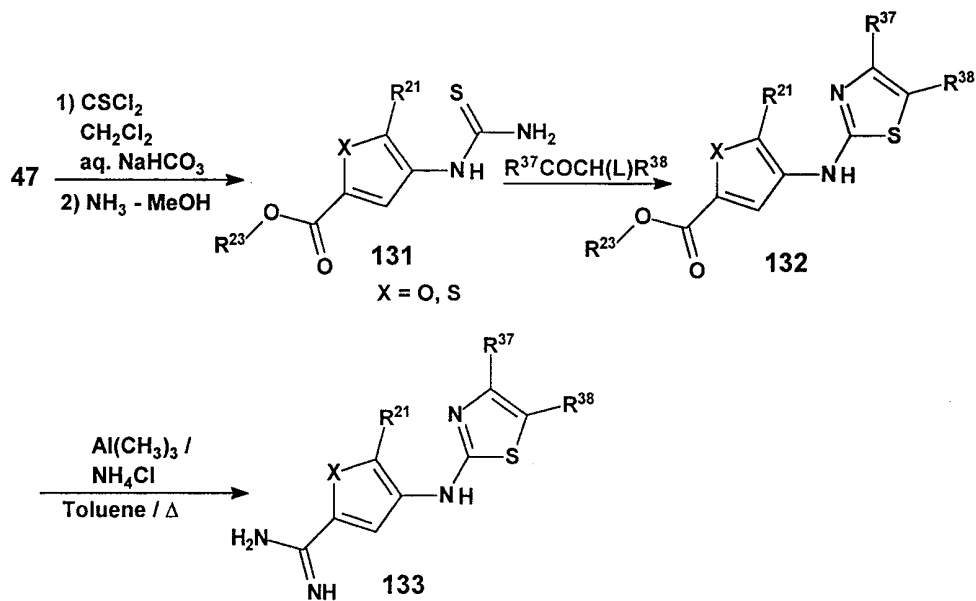


Scheme 12



5

Scheme 13



Example 1**4-[4-(4-chlorophenyl)(1,3-thiazol-2-yl)]-5-methylthiophene-2-carboxamide**

Trimethylaluminum (2.0 M in toluene, 2 mL) was added dropwise over 10 min to a suspension of ammonium chloride (216 mg) in toluene (2 mL), stirred under N₂ at 0 °C. When gas evolution moderated, the mixture was stirred at 25°C for 30 min, when most of the solid had dissolved, methyl 4-[4-(4-chlorophenyl)(1,3-thiazol-2-yl)]-5-methylthiophene-2-carboxylate (100 mg, Maybridge Chemical Co., Cornwall, U.K.) was added in one portion. This solution was heated to reflux in stages over 1 h. After 2.5 h of reflux, the reaction mixture was allowed to cool to 25°C, and was poured on to a vigorously stirred slurry of silica gel (2 g) in CHCl₃ (20 mL). After 20 min the solids were collected by suction filtration, and washed with MeOH (3x10 mL). The combined filtrates were evaporated to dryness, and the residual yellow solid was subjected to preparative thin-layer chromatography to obtain 77 mg of 4-[(4-chlorophenyl)thiazol-2-yl]-5-methylthiophene-2-carboxamide as a yellow solid. ¹H-NMR (DMSO-d₆; 300 MHz) δ 2.80 (s, 3H), 7.55-7.59 (m, 1H), 8.04-8.13 (m, 1H), 8.31 (s, 1H), 8.69 (s, 1H), , 9.2 (broad s, 4H). Mass spectrum (MALDI-TOF, m/z): Calcd. for C₁₃H₁₂ClN₃S₃, 365.9 (M+H), found 366.9.

Example 2**5-Methylthiophene-2-carboxamide**

5-(Methylthio)thiophene-2-carbonitrile (100 mg, Maybridge Chemical Company, Cornwall, UK) was taken in a dry 2 dram vial. To this a solution of saturated HCl in anhydrous MeOH (4 mL) was added. The vial was tightly capped and the mixture was stirred for 24 h. The vial was cooled in an ice bath, uncapped and N₂ was bubbled through the solution to remove dissolved HCl. The solvent was removed under reduced pressure and the resulting residue was dried under high vacuum for 24 h. A solution of methanolic ammonia (2M NH₃ in MeOH) was added to the vial, and the mixture was stirred for 3 days. Methanol was removed under vacuum and the resulting residue was subjected to preparative thin-layer chromatography to obtain 5-(methylthio)thiophene-2-carboxamide as a yellow solid. ¹H-NMR (DMSO-d₆; 300 MHz) δ 2.64 (s, 3H), 7.22 (d, J=3.8 Hz, 1H), 7.95 (broad d,

$J=3.33$ Hz, 1H), 9.4 (broad s, 4H). Mass spectrum (MALDI-TOF, m/z): Calcd. for $C_6H_8N_2S_2$, 172.3 (M+H), found 173.0.

Example 3

5 **5-Methylthio-4-phenylthiophene-2-carboxamide**

Methyl 5-methylthio-4-phenylthiophene-2-carboxylate (100 mg, Maybridge Chemical Company, Cornwall, UK) was treated in a manner similar to that for Example 1, to give 50 mg of 4-phenyl-5-methylthiothiophene-2-carboxamide as an off-white solid. 1H -NMR (DMSO- d_6 ; 300 MHz) δ 2.65 (s, 3H), 7.39-7.60 (m, 5H), 10 8.27 (s, 1H), 9.2 (broad s, 4H). Mass spectrum (MALDI-TOF, m/z): Calcd. for $C_{12}H_{12}N_2S_2$, 248.4 (M+H), found 249.0.

Example 4

15 **4-[4-(2,4-Dichlorophenyl)(1,3-thiazol-2-yl)]-5-methylthiothiophene-2-carboxamide**

Methyl 4-[4-(2,4-dichlorophenyl)(1,3-thiazol-2-yl)]-5-methylthiothiophene-2-carboxylate (100 mg, Maybridge Chemical Company, Cornwall, UK) was treated in a manner similar to that for Example 1, to give 60 mg of 4-[4-(2,4-dichlorophenyl)thiazol-2-yl]-5-methylthiothiophene-2-carboxamide as a yellow 20 solid. 1H -NMR (DMSO- d_6 ; 300 MHz) δ 2.77 (s, 3H), 7.6 (dd, $J=2.2$ and 8.5 Hz, 1H), 7.79 (d, $J=2.2$ Hz, 1H), 8.09 (d, $J=8.5$ Hz, 1H), 8.3 (s, 1H), 8.6 (s, 1H). Mass spectrum (MALDI-TOF, m/z): Calcd. for $C_{15}H_{11}N_3S_3Cl_2$, 400.0 (M+H), found 400.1.

Example 5

25 **4-(4-Methyl(1,3-thiazol-2-yl))-5-methylthiothiophene-2-carboxamide**

Methyl 4-(4-methyl(1,3-thiazol-2-yl))-5-methylthiothiophene-2-carboxylate (100 mg, Maybridge Chemical Company, Cornwall, UK) was treated in a manner similar to that for Example 1, to give 40 mg of 4-(4-methylthiazol-2-yl)-5-methylthiothiophene-2-carboxamide as a yellow solid. 1H -NMR (DMSO- d_6 ; 300 30 MHz) δ 2.43 (s, 3H), 2.7 (s, 3H), 7.38 (s, 1H), 8.28 (s, 1H). Mass spectrum (MALDI-TOF, m/z): Calcd. for $C_{10}H_{11}N_3S_3$, 270.0 (M+H), found 270.1.

Example 6

a) Methyl 5-methylthio-4-(4-(2-naphthyl)(1,3-thiazol-2-yl))thiophene-2-carboxylate: Methyl 4-(aminothioxomethyl)-5-methylthiothiophene-2-carboxylate (40 mg, Maybridge Chemical Company, Cornwall, UK) was reacted with 2-bromo-2'-
5 acetonaphthone (1.1 eq) in a manner similar to Example 13 step (a) to give 40 mg of methyl 5-methylthio-4-(4-(2-naphthyl)(1,3-thiazol-2-yl))thiophene-2-carboxylate. ¹H-NMR (CDCl₃/CD₃OD; 300 MHz) δ 3.71 (s, 3H), 3.94 (s, 3H), 7.47-7.55 (m, 2H), 7.67 (s, 1H), 7.84-7.99 (m, 3H), 8.08 (dd, *J*=1.75 Hz and 8.6 Hz, 1H), 8.3 (s, 1H), 8.5 (s, 1H).

b) 5-Methylthio-4-(4-(2-naphthyl)(1,3-thiazol-2-yl))thiophene-2-carboxamide: Methyl 5-methylthio-4-(4-(2-naphthyl)(1,3-thiazol-2-yl))thiophene-2-carboxylate, (40 mg) as prepared in the previous step was treated in a manner similar to that for Example 1, to give 30 mg of 4-[4-(naphth-2-yl)thiazol-2-yl]-5-methylthiothiophene-2-carboxamide. ¹H-NMR (DMSO-d₆; 300 MHz) δ 2.83 (s, 3H), 7.52-7.69 (m, 2H), 7.95-8.01 (m, 2H), 8.05 (d, *J*=8.6 Hz, 1H), 8.24 (dd, *J*=1.69 Hz and 8.6 Hz, 1H), 8.4 (s, 1H), 8.65 (s, 1H), 8.74 (s, 1H). Mass spectrum (MALDI-TOF, CHCA matrix, *m/z*): Calcd. for C₁₉H₁₅N₃S₃, 382.1 (M+H), found 382.0.

Example 7

5-Methylthio-4-[4-(4-phenylphenyl)(1,3-thiazol-2-yl)]thiophene-2-carboxamide hydrochloride

a) Methyl 5-methylthio-4-[4-(4-phenylphenyl)(1,3-thiazol-2-yl)]thiophene-2-carboxylate: 27 mg (0.109 mmol) of methyl 4-(aminothioxomethyl)-5-methylthiothiophene-2-carboxylate (Maybridge Chemical Co. LTD., Cornwall, U.K.) was dissolved in 2 mL of reagent grade acetone. 4'-Phenyl-2-bromoacetophenone (33 mg; 0.120 mmol; Aldrich Chemical Co., Milwaukee, WI) was added and the solution was allowed to reflux for 2.5 h. The solution was allowed to cool and solid was filtered and washed with methanol and dried *in vacuo* to afford 30 mg (65% yield) of methyl 5-methylthio-4-[4-(4-phenylphenyl)(1,3-
30 thiazol-2-yl)]thiophene-2-carboxylate. ¹H-NMR (DMSO-d₆, 300 MHz) δ 8.28 (s, 1H), 8.24 (s, 1H), 8.17 (d, *J*=8.5 Hz, 2H), 7.8 (d, *J*=8.5 Hz, 2H), 7.74-7.77 (m, 2H), 7.48-7.53 (m, 2H), 7.40 (m, 1H), 2.78 (s, 3H). Mass Spectrum (MALDI-TOF, CHCA matrix, *m/z*) Calcd. for C₂₂H₁₆NO₂S₃: 423.0 (M+H), found 424.4.

b) 5-Methylthio-4-[4-(4-phenylphenyl)(1,3-thiazol-2-yl)]thiophene-2-carboxamide hydrochloride: To a stirred suspension of 0.473 mmol (25 mg) of ammonium chloride (Fisher Scientific Pittsburgh, PA) in 2 mL of anhydrous toluene (Aldrich Chemical Co.) placed under nitrogen atmosphere at 0 °C, 237 μ L (0.473 mmol) of 2M trimethylaluminum in toluene (Aldrich Chemical Co.) was added via syringe over 10 min and then let stir at 0 °C for 30 min after which 20 mg (0.0473 mmol) of methyl 5-methylthio-4-[4-(4-phenylphenyl)(1,3-thiazol-2-yl)]thiophene-2-carboxylate was added to solution and allowed to reflux for 2.5 h. The reaction mixture was quenched by pouring over a slurry of 500 mg of silica in 10 mL of chloroform. The silica was poured onto a sintered glass funnel and washed with a 10% methanol/ CH_2Cl_2 solution and concentrated. The crude product was purified on a 1 mm silica prep plate eluting with 10% methanol/ CH_2Cl_2 to afford 10 mg (53% yield) of 5-methylthio-4-[4-(4-phenylphenyl)(1,3-thiazol-2-yl)]thiophene-2-carboxamide hydrochloride. Mass Spectrum (MALDI-TOF, CHCA matrix, m/z) Calcd. for $\text{C}_{21}\text{H}_{17}\text{N}_3\text{S}_3$: 408.1(M+H), found 408.0.

15

Examples 8 & 9

4-[4-(3-Methoxyphenyl)(1,3-thiazol-2-yl)]-5-methylthiothiophene-2-carboxamide hydrochloride and 4-[4-(3-hydroxyphenyl)(1,3-thiazol-2-yl)]-5-methylthiothiophene-2-carboxamide hydrochloride

20

a) Methyl 4-[4-(3-methoxyphenyl)(1,3-thiazol-2-yl)]-5-methylthiothiophene-2-carboxylate: 32 mg (0.133 mmol) of methyl 4-(aminothioxomethyl)-5-methylthiothiophene-2-carboxylate (Maybridge Chemical Co. LTD., Cornwall, U.K.) was dissolved in 2 mL of reagent grade acetone. 3'-Methoxy-2-bromo acetophenone (0.155 mmol; 36 mg; Aldrich Chemical Co.) was added and the solution was allowed to reflux for 2.5 h. The solution was allowed to cool and a solid was filtered and washed with methanol and dried *in vacuo*. The solid was purified on 1 mm silica plate eluting with 25% ethyl acetate/hexane to afford 31 mg (63% yield) of methyl 4-[4-(3-methoxyphenyl)(1,3-thiazol-2-yl)]-5-methylthiothiophene-2-carboxylate.

25

b) 4-[4-(3-Methoxyphenyl)(1,3-thiazol-2-yl)]-5-methylthiothiophene-2-carboxamide hydrochloride and 4-[4-(3-hydroxyphenyl)(1,3-thiazol-2-yl)]-5-methylthiothiophene-2-carboxamide hydrochloride: To a stirred suspension of 0.821 mmol (44 mg) of ammonium chloride (Fisher Scientific) in 2 mL of anhydrous toluene

30

(Aldrich Chemical Co.) placed under nitrogen atmosphere at 0 °C, was added 411 μ L (0.821 mmol) of 2M trimethylaluminum in toluene (Aldrich Chemical Co.) via syringe over 10 min and then let stir at 0 °C for 30 min after which 31 mg (0.0821 mmol) of methyl 4-[4-(3-methoxyphenyl)(1,3-thiazol-2-yl)]-5-methylthiophene-2-carboxylate was added to
5 solution and allowed to reflux for 2.5 h. The reaction mixture was quenched by pouring over a slurry of 500 mg of silica in 10 mL of chloroform. The silica was poured onto a sintered glass funnel and washed with a 10% methanol/ CH_2Cl_2 solution and concentrated. The crude product was purified on a 1 mm silica prep plate eluting with 10% methanol/ CH_2Cl_2 to afford 4.4 mg (15% yield) of 4-[4-(3-methoxyphenyl)(1,3-thiazol-2-yl)]-5-methylthiophene-2-carboxamide hydrochloride and 4.2 mg (15% yield) of 4-[4-(3-hydroxyphenyl)(1,3-thiazol-2-yl)]-5-methylthiophene-2-carboxamide hydrochloride. 4-[4-(3-methoxyphenyl)(1,3-thiazol-2-yl)]-5-methylthiophene-2-carboxamide hydrochloride: $^1\text{H-NMR}$ (CD_3OD ; 300 MHz) δ 8.5 (s, 1H), 7.9 (s, 1H), 7.59-7.65 (m, 2H), 7.33-7.38 (m, 1H), 6.91-6.95 (m, 1H), 3.87 (s, 1H), 2.8 (s, 3H) Mass Spectrum (MALDI-TOF, CHCA matrix, m/z) Calcd. for $\text{C}_{16}\text{H}_{15}\text{N}_3\text{OS}_3$: 361.5(M+H), found 362.2. 4-[4-(3-hydroxyphenyl)(1,3-thiazol-2-yl)]-5-methylthiophene-2-carboxamide hydrochloride: $^1\text{H-NMR}$ (CD_3OD ; 300 MHz) δ 8.50 (s, 1H), 7.81 (s, 1H), 7.26-7.51 (m, 2H), 7.24 (m, 1H), 6.79 (m, 1H), 2.8 (s, 3H) Mass Spectrum (MALDI-TOF, CHCA matrix, m/z) Calcd. for $\text{C}_{15}\text{H}_{13}\text{N}_3\text{OS}_3$: 347.5(M+H), found 348.0.

20

Example 10

5-Methylthio-4-(4-phenyl(1,3-thiazol-2-yl))thiophene-2-carboxamide hydrochloride

25 **a) Methyl 5-methylthio-4-(4-phenyl(1,3-thiazol-2-yl))thiophene-2-carboxylate:** 33 mg (0.133 mmol) methyl 4-(aminothioxomethyl)-5-methylthiophene-2-carboxylate (Maybridge Chemical Co. LTD., Cornwall, U.K.) was dissolved in 2 mL of reagent grade acetone. 2-Bromoacetophenone (0.133 mmol; 27 mg; Aldrich Chemical Co.) was added and the solution was allowed to reflux for 2.5 h. The solution was allowed to cool and the solid
30 was filtered and washed with methanol and dried *in vacuo*. The solid was purified on 1 mm silica plate eluting with 25% ethyl acetate/hexane mixture to afford 46 mg (90% yield) of methyl 5-methylthio-4-(4-phenyl(1,3-thiazol-2-yl))thiophene-2-carboxylate.

b) 5-Methylthio-4-(4-phenyl(1,3-thiazol-2-yl))thiophene-2-carboxamide

hydrochloride: To a stirred suspension of 1.32 mmol (71 mg) of ammonium chloride (Fisher Scientific) in 2 mL of anhydrous toluene (Aldrich Chemical Co.) placed under nitrogen atmosphere at 0 °C, 662 μ L (1.32 mmol) of 2M trimethylaluminum in toluene (Aldrich Chemical Co.) was added via syringe over 10 min and then let stir at 0 °C for 30 min after which 46 mg (0.133 mmol) of methyl 5-methylthio-4-(4-phenyl(1,3-thiazol-2-yl))thiophene-2-carboxylate was added to solution and allowed to reflux for 2.5 h. The reaction mixture was quenched by pouring over a slurry of 500 mg of silica in 10 mL of chloroform. The silica was poured onto a sintered glass funnel and washed with a 10% methanol/CH₂Cl₂ solution and concentrated. The crude product was purified on a 2 g silica silica SPE column eluting with 10% methanol/CH₂Cl₂ to afford 32.5 mg (75% yield) of 5-methylthio-4-(4-phenyl(1,3-thiazol-2-yl))thiophene-2-carboxamide hydrochloride. ¹H-NMR (DMSO-d₆; 300 MHz) δ 8.70 (s, 1H), 8.25 (s, 1H), 8.07-8.11 (m, 2H), 7.37-7.53 (m, 3H), 2.8 (s, 3H). Mass Spectrum (MALDI-TOF, CHCA matrix, m/z) Calcd. for C₁₅H₁₃N₃S₃: 331.5(M+H), found 332.1.

Example 11**5-Methylthio-4-[4-(4-nitrophenyl)(1,3-thiazol-2-yl)]thiophene-2-carboxamide hydrochloride**

a) Methyl 5-methylthio-4-[4-(4-nitrophenyl)(1,3-thiazol-2-yl)]thiophene-2-carboxylate: 38 mg (0.141 mmol) of methyl 4-(aminothioxomethyl)-5-methylthiothiophene-2-carboxylate (Maybridge Chemical Co. LTD., Cornwall, U.K.) was dissolved in 2 mL of reagent grade acetone. 2-Bromo-4'-nitroacetophenone (0.155 mmol; 38 mg; Aldrich Chemical Co.) was added and the solution was allowed to reflux for 2.5 h. The solution was allowed to cool and a solid was filtered and washed with methanol and dried *in vacuo*. The crude product was dissolved in CH₂Cl₂ and 0.141 mmol of N-(2-mercapto)aminoethyl polystyrene resin (Calbiochem, San Diego, CA; 1.28mmol/g; 110 mg) was added and allowed to stir overnight. The solution was filtered, concentrated and dried to afford 60 mg (90% yield) of crude methyl 5-methylthio-4-[4-(4-nitrophenyl)(1,3-thiazol-2-yl)]thiophene-2-carboxylate.

b) 5-Methylthio-4-[4-(4-nitrophenyl)(1,3-thiazol-2-yl)]thiophene-2-carboxamide hydrochloride: To a stirred suspension of 1.66 mmol (90 mg) of ammonium chloride (Fisher

Scientific) in 2 mL of anhydrous toluene (Aldrich Chemical Co.) placed under nitrogen atmosphere at 0 °C, 830 µL (1.66 mmol) of 2M trimethylaluminum in toluene (Aldrich Chemical Co.) was added via syringe over 10 min and then let stir at 0 °C for 30 min after which 60 mg (0.166 mmol) of 5-methylthio-4-[4-(4-nitrophenyl)(1,3-thiazol-2-yl)]thiophene-2-carboxylate was added to solution and allowed to reflux for 2.5 h. The reaction mixture was quenched by pouring over a slurry of 500 mg of silica in 10 mL of chloroform. The silica was poured onto a sintered-glass funnel and washed with a 10% methanol/CH₂Cl₂ solution and concentrated. The crude product was purified on a 1 mm silica prep plate eluting with 10% methanol/CH₂Cl₂ to afford 12 mg (19% yield) of 5-methylthio-4-[4-(4-nitrophenyl)(1,3-thiazol-2-yl)]thiophene-2-carboxamide hydrochloride. ¹H-NMR (CD₃OD, 300 MHz) δ 8.58 (s, 1H), 8.32-8.33 (m, 4H), 8.24 (s, 1H), 2.83 (s, 3H). Mass Spectrum (MALDI-TOF, CHCA matrix, m/z) Calcd. for C₁₅H₁₂N₄O₂S₃: 376.5(M+H), found 377.3.

Example 12

15 **4-[4-(3,4-Ethylenedioxyphenyl)thiazol-2-yl]-5-methylthiothiophene-2-carboxamide hydrochloride**

a) Methyl 4-(4-(2H,3H-benzo[3,4-e]1,4-dioxin-6-yl)(1,3-thiazol-2-yl))-5-methylthiothiophene-2-carboxylate: 40 mg (0.162 mmol) of methyl 4-(aminothioxomethyl)-5-methylthiothiophene-2-carboxylate (Maybridge Chemical Co. LTD., Cornwall, U.K.) was dissolved in 2 mL of reagent grade acetone. 1-(2H,3H-benzo[e]1,4-dioxin-6-yl)-2-bromoethan-1-one (0.162 mmol; 42 mg; Maybridge Chemical Co. LTD., Cornwall, U.K.) was added and the solution was allowed to reflux for 3 h. The solution was allowed to cool and allowed to stir for 2 days after which the reaction solution was concentrated *in vacuo*. The crude product was dissolved in 50 mL of CH₂Cl₂ and partitioned between 50 mL of 1 N NaOH (aq.). The organic layer was obtained and dried over sodium sulfate and concentrated to afford 60 mg (90% yield) of methyl 4-[4-(3,4-ethylenedioxyphenyl)thiazol-2-yl]-5-methylthiothiophene-2-carboxylate.

b) 4-[4-(3,4-Ethylenedioxyphenyl)thiazol-2-yl]-5-methylthiothiophene-2-carboxamide hydrochloride: To a stirred suspension of 1.62 mmol (86 mg) of ammonium chloride (Fisher Scientific) in 2 mL of anhydrous toluene (Aldrich Chemical Co.) placed under nitrogen atmosphere at 0 °C, 810 µL (1.62 mmol) of 2M trimethylaluminum in toluene (Aldrich Chemical Co.) was added via syringe over 10 min and then let stir at 0 °C for 30 min

after which 60 mg (0.162 mmol) of methyl 4-[4-(3,4-ethylenedioxyphenyl)thiazol-2-yl]-5-methylthiophene-2-carboxylate was added to solution and allowed to reflux for 2.5 h. The reaction mixture was quenched by pouring over a slurry of 500 mg of silica in 10 mL of chloroform. The silica was poured onto a sintered glass funnel and washed with a 10%
5 methanol/CH₂Cl₂ solution and concentrated. The crude product was purified on a 1 mm silica prep plate eluting with 10% methanol/CH₂Cl₂ to afford 47 mg (75% yield) of 4-[4-(3,4-ethylenedioxyphenyl)thiazol-2-yl]-5-methylthiophene-2-carboxamide hydrochloride. ¹H-NMR (CD₃OD; 300 MHz) δ 8.53 (s, 1H), 7.73 (s, 1H), 7.56 (d, J= 2Hz, 1H), 7.50 (dd, J=2.1 Hz and 8.4 Hz, 1H), 6.89 (d, J=8.4 Hz, 1H), 4.28 (s, 4H), 2.8 (s, 3H). Mass Spectrum
10 (MALDI-TOF, CHCA matrix, m/z) Calcd. for C₁₇H₁₅N₃O₂S₃: 389.5(M+H), found 390.1.

Example 13

4-[4-(4-Methoxyphenyl)(1,3-thiazol-2-yl)]-5-methylthiophene-2-carboxamide hydrochloride

15

a) Methyl 4-[4-(4-methoxyphenyl)(1,3-thiazol-2-yl)]-5-methylthiophene-2-carboxylate: 30 mg (0.122 mmol) of methyl 4-(aminothioxomethyl)-5-methylthiophene-2-carboxylate (Maybridge Chemical Co. LTD., Cornwall, U.K.) was dissolved in 1.2 mL of reagent grade acetone. 2-bromo-4'-methoxy acetophenone (0.146 mmol; 28 mg; Aldrich
20 Chemical Co.) was added and the solution was allowed to reflux for 3 h. The solution was allowed to cool and a solid was filtered and washed with methanol and dried *in vacuo* to afford 46 mg (90% yield) of methyl 4-[4-(4-methoxyphenyl)(1,3-thiazol-2-yl)]-5-methylthiophene-2-carboxylate.

b) 4-[4-(4-Methoxyphenyl)(1,3-thiazol-2-yl)]-5-methylthiophene-2-carboxamide hydrochloride: To a stirred suspension of 1.22 mmol (66 mg) of ammonium chloride (Fisher Scientific) in 2 mL of anhydrous toluene (Aldrich Chemical Co.) placed under nitrogen atmosphere at 0 °C, 612 μL (1.22 mmol) of 2M trimethylaluminum in toluene (Aldrich Chemical Co.) was added via syringe over 10 min and then let stir at 0 °C for 30 min
25 after which 46 mg (0.122 mmol) of 4-[4-(4-methoxyphenyl)(1,3-thiazol-2-yl)]-5-methylthiophene-2-carboxylate was added to solution and allowed to reflux for 2.5 h. The reaction mixture was quenched by pouring over a slurry of 500 mg of silica in 10 mL of chloroform. The silica was poured onto a sintered glass funnel and washed with a 10%
30 methanol/CH₂Cl₂ solution and concentrated. The crude product was purified on a 1 mm silica

prep plate eluting with 10% methanol/CH₂Cl₂ to afford 32 mg (73% yield) of 4-[4-(4-methoxyphenyl)(1,3-thiazol-2-yl)]-5-methylthiophene-2-carboxamide hydrochloride. ¹H-NMR (CD₃OD; 300 MHz) δ 8.53 (s, 1H), 7.98 (d, *J*=7 Hz, 2H), 7.75 (s, 1H), 7.01 (d, *J*=5 Hz, 2H), 3.9 (s, 3H), 2.8 (s, 3H). Mass Spectrum (MALDI-TOF, CHCA matrix, *m/z*) Calcd. for C₁₆H₁₅N₃OS₃: 362.0 (M+H), found 362.2.

Example 14

4-[4-(3,4-Propylenedioxyphenyl)thiazol-2-yl]-5-methylthiophene-2-carboxamide hydrochloride

10

a) Methyl 4-[4-(3,4-propylenedioxyphenyl)thiazol-2-yl]-5-methylthiophene-2-carboxylate: 42 mg (0.170 mmol) of methyl 4-(aminothioxomethyl)-5-methylthiophene-2-carboxylate (Maybridge Chemical Co. LTD., Cornwall, U.K.) was dissolved in 5 mL of reagent grade acetone. 3',4'-Propylenedioxy-2-bromoacetophenone (0.170 mmol; 28 mg; Maybridge Chemical Co. LTD., Cornwall, U.K.) was added and the solution was allowed to reflux for 3 h. The solution was allowed to cool and a solid was filtered and purified on a 1 mm silica prep plate eluting with 20% ethyl acetate/hexane and dried *in vacuo* to afford 42 mg (59% yield) of methyl 4-[4-(3,4-propylenedioxyphenyl)thiazol-2-yl]-5-methylthiophene-2-carboxylate.

20

b) 4-[4-(3,4-Propylenedioxyphenyl)thiazol-2-yl]-5-methylthiophene-2-carboxamide hydrochloride: To a stirred suspension of 1.01 mmol (54 mg) of ammonium chloride (Fisher Scientific) in 2 mL of anhydrous toluene (Aldrich Chemical Co.) placed under nitrogen atmosphere at 0 °C, 510 μL (1.01 mmol) of 2M trimethylaluminum in toluene (Aldrich Chemical Co.) was added via syringe over 10 min and then let stir at 0 °C for 30 min after which 42 mg (0.101 mmol) of methyl 4-[4-(3,4-propylenedioxyphenyl)thiazol-2-yl]-5-methylthiophene-2-carboxylate was added to solution and allowed to reflux for 3 h. The reaction mixture was quenched by pouring over a slurry of 500 mg of silica in 20 mL of chloroform. The silica was poured onto a sintered glass funnel and washed with a 10% methanol/CH₂Cl₂ solution and concentrated to afford 20 mg (50% yield) of 4-[4-(3,4-propylenedioxyphenyl)thiazol-2-yl]-5-methylthiophene-2-carboxamide hydrochloride. ¹H-NMR (CD₃OD; 300 MHz) δ 8.53 (s, 1H), 7.78 (s, 1H), 7.68 (d, *J*=2.2 Hz, 1H), 7.60 (dd, *J*=2.2 Hz and 8.4 Hz, 1H), 7.00 (d, *J*=8.3 Hz; 1H), 4.19-4.28 (m, 4H), 2.77 (s, 3H), 2.18-2.23

30

(m, 2H). Mass Spectrum (MALDI-TOF, CHCA matrix, m/z) Calcd. for $C_{18}H_{17}N_3O_2S_3$: 404.1(M+H), found 404.1.

Example 15

5 **5-Methylthio-4-(4-(2-thienyl)(1,3-thiazol-2-yl))thiophene-2-carboxamide acetate**

a) 2-Bromo-1-(2-thienyl)ethan-1-one: To a solution of 500 mg (3.96 mmol) of 2-acetyl thiophene (Aldrich Chemical Co.) dissolved in 20 mL of $CHCl_3$, was added 1 drop of 30% HBr/ CH_3COOH (Aldrich Chemical Co.) followed by 3.96 mmol (633 mg; 204 μ L) of bromine (Aldrich Chemical Co.) added dropwise over 30 min. The reaction was allowed to stir for 1 h. The solution was concentrated to an oil and dried *in vacuo*. The crude product was purified on 1 mm silica prep plates eluting with neat CH_2Cl_2 to obtain 300 mg (37% yield) of 2-bromo-1-(2-thienyl)ethan-1-one. 1H -NMR ($CDCl_3$; 300 MHz) δ 7.80 (m, 2H), 7.18 (m, 1H), 4.37 (s, 2H).

15 **b) Methyl 5-methylthio-4-(4-(2-thienyl)(1,3-thiazol-2-yl))thiophene-2-carboxylate:** 44 mg (0.176 mmol) of methyl 4-(aminothioxomethyl)-5-methylthiothiophene-2-carboxylate (Maybridge Chemical Co. LTD., Cornwall, U.K.) was dissolved in 3 mL of reagent grade acetone. 2-Bromo-1-(2-thienyl)ethan-1-one (0.176 mmol; 36 mg) was added and the solution was allowed to reflux for 3 h. The solution was allowed to cool and was concentrated. The crude product was dissolved in 20 mL of CH_2Cl_2 and washed with 20 mL of 1N HCl (aq.). The organic layer was obtained and dried over sodium sulfate to afford 115 mg (80% yield) of crude methyl 5-methylthio-4-(4-(2-thienyl)(1,3-thiazol-2-yl))thiophene-2-carboxylate.

25 **c) 5-Methylthio-4-(4-(2-thienyl)(1,3-thiazol-2-yl))thiophene-2-carboxamide acetate:** To a stirred suspension of 2.80 mmol (150 mg) of ammonium chloride (Fisher Scientific) in 5 mL of anhydrous toluene (Aldrich Chemical Co.) placed under nitrogen atmosphere at 0 °C, 1.5 mL (2.8 mmol) was added 2M trimethylaluminum in toluene (Aldrich Chemical Co.) via syringe over 15 min and then let stir at 0 °C for 25 min. after which 115 mg (0.280 mmol) of methyl 5-methylthio-4-(4-(2-thienyl)(1,3-thiazol-2-yl))thiophene-2-carboxylate in 5 mL of anhydrous toluene was added to solution and allowed to reflux for 1.5 h. The reaction mixture was quenched by pouring over a slurry of silica in CH_2Cl_2 . The silica was poured onto a sintered glass funnel and washed with a 10% methanol/ CH_2Cl_2 solution and concentrated. The crude product was purified on a 1 mm silica

prep plate eluting with 10% methanol/CH₂Cl₂ with 1% CH₃COOH to afford 40 mg (43% yield) of 5-methylthio-4-(4-(2-thienyl)(1,3-thiazol-2-yl))thiophene-2-carboxamide acetate. ¹H-NMR (CD₃OD; 300 MHz) δ 8.52 (s, 1H), 7.74 (s, 1H), 7.59 (dd, *J*=2 Hz and 5 Hz, 1H), 7.42 (dd, *J*=2 Hz and 5 Hz, 1H), 7.11 (m, 1H), 2.79 (s, 3H). Mass Spectrum (MALDI-TOF, CHCA matrix, *m/z*) Calcd. for C₁₃H₁₁N₃S₄: 338.0 (M+H), found 337.9.

Example 16

4-[4-(3-Bromophenyl)(1,3-thiazol-2-yl)]-5-methylthiophene-2-carboxamide hydrochloride

10

a) Methyl 4-[4-(3-bromophenyl)(1,3-thiazol-2-yl)]-5-methylthiophene-2-carboxylate: 99 mg (0.400 mmol) of methyl 4-(aminothioxomethyl)-5-methylthiophene-2-carboxylate (Maybridge Chemical Co. LTD., Cornwall, U.K.) was dissolved in 25 mL of reagent grade acetone. 2-Bromo-3'-bromo acetophenone (0.4 mmol; 111 mg) was added and the solution was allowed to reflux for 3 h. The solution was allowed to cool and a solid was filtered and dissolved in 5 mL of hot tetrahydrofuran (THF), (Aldrich Chemical Co.) and purified on a 1 mm silica prep plate eluting with 20% ethyl acetate/hexane and dried *in vacuo* to afford 66 mg (40% yield) of methyl 4-[4-(3-bromophenyl)(1,3-thiazol-2-yl)]-5-methylthiophene-2-carboxylate.

20

b) 4-[4-(3-Bromophenyl)(1,3-thiazol-2-yl)]-5-methylthiophene-2-carboxamide hydrochloride: To a stirred suspension of 1.55 mmol (83 mg) of ammonium chloride (Fisher Scientific) in 10 mL of anhydrous toluene (Aldrich Chemical Co.) placed under nitrogen atmosphere at 0 °C, 774 μL (1.55 mmol) of 2M trimethylaluminum in toluene (Aldrich Chemical Co.) was added via syringe over 10 min and then let stir at 25°C for 20 min after which 66 mg (0.155 mmol) of 4-[4-(3-bromophenyl)(1,3-thiazol-2-yl)]-5-methylthiophene-2-carboxylate was added to solution and allowed to reflux for 3 h. The reaction mixture was quenched by pouring over a slurry of 5 g of silica in 25 mL of chloroform. The silica was poured onto a sintered glass funnel and washed with a 10% methanol/CH₂Cl₂ solution and concentrated. The crude product was purified on 1 mm silica plates eluting with 10% methanol/CH₂Cl₂ to afford 63 mg (90% yield) of 4-[4-(3-bromophenyl)(1,3-thiazol-2-yl)]-5-methylthiophene-2-carboxamide hydrochloride. ¹H-NMR (CD₃OD; 300 MHz) δ 8.49 (s, 1H), 8.21 (m, 1H), 7.96 (m, 2H), 7.50 (m, 1H), 7.5 (m,

30

1H), 7.34 (m, 1H), 2.8 (s, 3H). Mass Spectrum (MALDI-TOF, CHCA matrix, m/z) Calcd. for C₁₅H₁₂BrN₃S₃: 411.9 (M+H), found 411.9.

Example 17

5 **4-[4-(4-Chloro-3-nitrophenyl)(1,3-thiazol-2-yl)]-5-methylthiophene-2-carboxamide hydrochloride**

a) Methyl 4-[4-(4-chloro-3-nitrophenyl)(1,3-thiazol-2-yl)]-5-methylthiophene-2-carboxylate: 50 mg (0.202 mmol) of methyl 4-(aminothioxomethyl)-5-methylthiophene-2-carboxylate (Maybridge Chemical Co. LTD., Cornwall, U.K.) was dissolved in 10 mL of reagent grade acetone. 2-Bromo-4'-chloro-3'-nitroacetophenone (0.212 mmol; 59 mg) was added and the solution was allowed to reflux for 3 h. The solution was allowed to cool and a solid was filtered and dissolved in hot tetrahydrofuran (THF) and purified on a 1 mm silica prep plate eluting with 20% ethyl acetate/hexane and dried *in vacuo* to afford 60 mg (70% yield) of methyl 4-[4-(4-chloro-3-nitrophenyl)(1,3-thiazol-2-yl)]-5-methylthiophene-2-carboxylate.

b) 4-[4-(4-Chloro-3-nitrophenyl)(1,3-thiazol-2-yl)]-5-methylthiophene-2-carboxamide hydrochloride: To a stirred suspension of 1.40 mmol (75 mg) of ammonium chloride (Fisher Scientific) in 10 mL of anhydrous toluene (Aldrich Chemical Co.) placed under nitrogen atmosphere at 0 °C, 700 μL (1.40 mmol) of 2M trimethylaluminum in toluene (Aldrich Chemical Co.) was added via syringe over 10 min and then let stir for 20 min after which 60 mg (0.140 mmol) of 4-[4-(4-chloro-3-nitrophenyl)(1,3-thiazol-2-yl)]-5-methylthiophene-2-carboxylate was added to solution and allowed to reflux for 3 h. The reaction mixture was quenched by pouring over a slurry of 5 g of silica in 50 mL of chloroform. The silica was poured onto a sintered glass funnel and washed with a 10% methanol/CH₂Cl₂ solution and concentrated. The crude product was purified on 1 mm silica plates eluting with 10% methanol/CH₂Cl₂ to afford 17 mg (32% yield) of 4-[4-(4-chloro-3-nitrophenyl)(1,3-thiazol-2-yl)]-5-methylthiophene-2-carboxamide hydrochloride. ¹H-NMR (CD₃OD; 300 MHz) δ 8.53-8.58 (m, 2H), 8.26 (dd, *J*=2.2 Hz and 8.5 Hz, 1H), 8.16 (s, 1H), 7.72 (d, *J*= 8.5 Hz, 1H), 2.80 (s, 3H).

*Example 18****4-[4-(4-Chloro-3-methylphenyl)(1,3-thiazol-2-yl)]-5-methylthiophene-2-carboxamide hydrochloride***

- 5 ***a) Methyl 4-[4-(4-chloro-3-methylphenyl)(1,3-thiazol-2-yl)]-5-methylthiophene-2-carboxylate:*** 155 mg (0.627 mmol) of methyl 4-(aminothioxomethyl)-5-methylthiophene-2-carboxylate (Maybridge Chemical Co. LTD., Cornwall, U.K.) was dissolved in 10 mL of reagent grade acetone. 2-Bromo-1-(4-chloro-3-methylphenyl)ethan-1-one (0.658 mmol; 163 mg) was added and the solution was allowed to reflux for 3 h. The solution was allowed to cool and the reaction mixture was concentrated and dissolved in 50 mL of CH₂Cl₂. The organic layer was washed with 50 mL of 1N HCl (aq.), dried over sodium sulfate and concentrated. The crude product was purified on a 1 mm silica plate eluting with 20% ethyl acetate/ hexane to afford 168 mg (68% yield) of methyl 4-[4-(4-chloro-3-methylphenyl)(1,3-thiazol-2-yl)]-5-methylthiophene-2-carboxylate.
- 10
- 15 ***b) 4-[4-(4-Chloro-3-methylphenyl)(1,3-thiazol-2-yl)]-5-methylthiophene-2-carboxamide hydrochloride:*** To a stirred suspension of 4.24 mmol (227 mg) of ammonium chloride (Fisher Scientific) in 15 mL of anhydrous toluene (Aldrich Chemical Co.) placed under nitrogen atmosphere at 0 °C, 2.2 mL (4.24 mmol) of 2M trimethylaluminum in toluene (Aldrich Chemical Co.) was added via syringe over 10 min and then let stir for 20 min at 25°C after which 168 mg (0.424 mmol) of methyl 4-[4-(4-chloro-3-methylphenyl)(1,3-thiazol-2-yl)]-5-methylthiophene-2-carboxylate was added to solution and allowed to reflux for 2.5 h. The reaction mixture was quenched by pouring over a slurry of 5g silica in chloroform. The silica was poured onto a sintered glass funnel and washed with a 10% methanol/CH₂Cl₂ solution and concentrated to afford 117 mg (73% yield) of 4-[4-(4-chloro-3-methylphenyl)(1,3-thiazol-2-yl)]-5-methylthiophene-2-carboxamide hydrochloride. ¹H-NMR (CD₃OD; 300 MHz) δ 8.53 (s, 1H), 8.03 (dd, J= 1.2 Hz and 2.7 Hz, 1H), 7.9 (s, 1H), 7.85 (dd, J= 2 Hz and 8.5 Hz 1H), 7.38 (dd, J= 8.3 Hz and 17.4 Hz, 1H), 2.8 (s, 3H) 2.45 (s, 3H). Mass Spectrum (MALDI-TOF, CHCA matrix, m/z) Calcd. for C₁₆H₁₄ClN₃S₃: 380.0 (M+H), found 380.3.
- 20
- 25

Example 19**4-(5-Methyl-4-phenyl(1,3-thiazol-2-yl))-5-methylthiophene-2-carboxamide hydrochloride**

- 5 **a) Methyl 4-(5-methyl-4-phenyl(1,3-thiazol-2-yl))-5-methylthiophene-2-carboxylate:** 48 mg (0.194 mmol) of methyl 4-(aminothioxomethyl)-5-methylthiophene-2-carboxylate (Maybridge Chemical Co. LTD., Cornwall, U.K.) was dissolved in 5 mL of reagent grade acetone. 2-Bromo-1-phenylpropan-1-one (0.223 mmol; 48 mg) was added and the solution was allowed to reflux for 5 h. The solution was allowed to cool and the reaction
- 10 mixture was concentrated and dissolved in 50 mL of CH₂Cl₂. The organic layer was washed with 50 mL of 1N HCl (aq.), dried over sodium sulfate and concentrated. The crude product was purified on a 1 mm silica plate eluting with 20% ethyl acetate/ hexane to afford 53 mg (76% yield) of methyl 4-(5-methyl-4-phenyl(1,3-thiazol-2-yl))-5-methylthiophene-2-carboxylate.
- 15 **b) 4-(5-Methyl-4-phenyl(1,3-thiazol-2-yl))-5-methylthiophene-2-carboxamide hydrochloride:** To a stirred suspension of 1.47 mmol (78 mg) of ammonium chloride (Fisher Scientific) in 5 mL of anhydrous toluene (Aldrich Chemical Co.) placed under nitrogen atmosphere at 0 °C, 735 μL (1.47 mmol) of 2M trimethylaluminum in toluene (Aldrich Chemical Co.) was added via syringe over 10 min and then let stir for 20 min at 25°C then,
- 20 53 mg (0.147 mmol) of methyl 4-(5-methyl-4-phenyl(1,3-thiazol-2-yl))-5-methylthiophene-2-carboxylate were added to solution and allowed to reflux for 2.5 h. The reaction mixture was quenched by pouring over a slurry of 5g silica in chloroform. The silica was poured onto a sintered glass funnel and washed with a 10% methanol/CH₂Cl₂ solution and concentrated to afford 26 mg (51% yield) of 4-(5-methyl-4-phenyl(1,3-thiazol-2-
- 25 yl))-5-methylthiophene-2-carboxamide hydrochloride. ¹H-NMR (CD₃OD; 300 MHz) δ 8.45 (s, 1H), 7.74-7.77 (m, 2H), 7.44-7.50 (m, 2H), 7.38-7.41 (m, 1H), 2.8 (s, 3H) 2.6 (s, 3H). Mass Spectrum (MALDI-TOF, CHCA matrix, m/z) Calcd. for C₁₆H₁₅N₃S₃: 346.0 (M+H), found 345.6.

*Example 20****4-[4-(4-Methylphenyl)(1,3-thiazol-2-yl)]-5-methylthiothiophene-2-carboxamide trifluoroacetate***

5 ***a) Methyl 4-[4-(4-methylphenyl)(1,3-thiazol-2-yl)]-5-methylthiothiophene-2-***
carboxylate: 103 mg (0.416 mmol) of methyl 4-(aminothioxomethyl)-5-
methylthiothiophene-2-carboxylate (Maybridge Chemical Co. LTD., Cornwall, U.K.) was
dissolved in 5 mL of reagent grade acetone. 2-Bromo-4'-methyl acetophenone (0.416 mmol;
89 mg) was added and the solution was allowed to reflux for 3 h. The solution was allowed
10 to cool and crude product was filtered and washed two times with acetone and purified on a 1
mm silica plate eluting with 20% ethyl acetate/ hexane to afford 104 mg (69% yield) of
methyl 4-[4-(4-methylphenyl)(1,3-thiazol-2-yl)]-5-methylthiothiophene-2-carboxylate.

b) 4-[4-(4-Methylphenyl)(1,3-thiazol-2-yl)]-5-methylthiothiophene-2-
carboxamide trifluoroacetate: To a stirred suspension of 2.87 mmol (154 mg) of
15 ammonium chloride (Fisher Scientific) in 10 mL of anhydrous toluene (Aldrich Chemical
Co.) placed under nitrogen atmosphere at 0 °C, 144 μ L (2.87 mmol) of 2M
trimethylaluminum in toluene (Aldrich Chemical Co.) was added via syringe over 10 min and
then let stirred for 20 min at 25°C after which 104 mg (0.287 mmol) of 4-[4-(4-
methylphenyl)(1,3-thiazol-2-yl)]-5-methylthiothiophene-2-carboxylate was added to solution
20 and allowed to reflux for 3 h. The reaction mixture was quenched by pouring over a slurry of
5 g of silica in 50 mL of chloroform. The silica was poured onto a sintered glass funnel and
washed with a 10% methanol/CH₂Cl₂ solution and concentrated. The crude product was then
purified on a 1 mm silica prep plate eluting with 10% methanol/CH₂Cl₂ with 1% CH₃COOH.
The product was then basified with aq. NaOH and extracted with CHCl₃ and concentrated.
25 TFA was added and the product was crystallized from methanol as 4-[4-(4-
methylphenyl)(1,3-thiazol-2-yl)]-5-methylthiothiophene-2-carboxamide trifluoroacetate (20
mg; 30% yield). ¹H-NMR (DMSO-d₆; 300 MHz) δ 8.62 (s, 1H), 8.12 (s, 1H), 7.98 (d, 1H, *J*=
8.1 Hz) 7.31 (d, 1H, *J*= 8.1 Hz), 2.8 (s, 3H) 2.5 (s, 3H). Mass Spectrum (MALDI-TOF,
CHCA Matrix, m/z) Calcd. for C₁₆H₁₅N₃S₃: 346.0 (M+H), found 346.1.

*Example 21****4-[4-(2-methoxyphenyl)(1,3-thiazol-2-yl)]-5-methylthiophene-2-carboxamide hydrochloride***

5 ***a) Methyl 4-[4-(2-methoxyphenyl)(1,3-thiazol-2-yl)]-5-methylthiophene-2-***

carboxylate: 105 mg (0.424 mmol) of methyl 4-(aminothioxomethyl)-5-

methylthiophene-2-carboxylate (Maybridge Chemical Co. LTD., Cornwall, U.K.) was

dissolved in 5 mL of reagent grade acetone. 2-Bromo-2'-methoxy acetophenone (0.467

mmol; 110 mg) was added and the solution was allowed to reflux for 3 h. The solution was

10 allowed to cool and the solution concentrated. The crude product was dissolved in 100 mL of

CH₂Cl₂ and washed one time with 50 mL of 1N NaOH. The organic layer was obtained,

dried over sodium sulfate, concentrated and purified on a 1 mm silica plate eluting with 20%

ethyl acetate/ hexane to afford 160 mg (95% yield) of methyl 4-[4-(2-methoxyphenyl)(1,3-

thiazol-2-yl)]-5-methylthiophene-2-carboxylate.

15 ***b) 4-[4-(2-Methoxyphenyl)(1,3-thiazol-2-yl)]-5-methylthiophene-2-***

carboxamide hydrochloride: To a stirred suspension of 4.23 mmol (227 mg) of

ammonium chloride (Fisher Scientific) in 10 mL of anhydrous toluene placed under nitrogen

atmosphere at 0 °C, 2.12 mL (4.23 mmol) of 2M trimethylaluminum in toluene (Aldrich

Chemical Co.) was added via syringe over 10 min and then let stir for 20 min at 25°C after

20 which 160 mg (0.287 mmol) of methyl 4-[4-(2-methoxyphenyl)(1,3-thiazol-2-yl)]-5-

methylthiophene-2-carboxylate in a solution of 5 mL of anhydrous toluene was added to

solution and allowed to reflux for 3 h. The reaction mixture was quenched by pouring over a

slurry of 5 g of silica in 30 mL of chloroform. The silica was poured onto a sintered glass

funnel and washed with a 10% methanol/CH₂Cl₂ solution and concentrated. The crude

25 product was then purified on a 2 mm silica prep plate eluting with 10% methanol/CH₂Cl₂

with 1% NH₄OH. The product was then dissolved in 2 mL of 4N HCl/dioxane and

concentrated to afford 45 mg (29% yield) of 4-[4-(2-methoxyphenyl)(1,3-thiazol-2-yl)]-5-

methylthiophene-2-carboxamide hydrochloride. ¹H-NMR (DMSO-d₆; 300 MHz) δ 8.68

(s, 1H), 8.36 (dd, J= 1.6 Hz and 7.74 Hz, 1H), 8.21 (s, 1H), 7.36-7.42 (m, 1H), 7.05-7.22 (m,

30 3 H), 3.97 (s, 3H), 2.8 (s, 3H).

Mass Spectrum (MALDI-TOF, CHCA Matrix, m/z) Calcd. for C₁₆H₁₅N₃OS₃: 362.0 (M+H),

found 361.7.

*Example 22**4-[4-(2,4-Dimethoxyphenyl)(1,3-thiazol-2-yl)]-5-methylthiophene-2-carboxamidine hydrochloride*

5 *a) Methyl 4-[4-(2,4-dimethoxyphenyl)(1,3-thiazol-2-yl)]-5-methylthiophene-2-carboxylate:* 99 mg (0.424 mmol) of methyl 4-(aminothioxomethyl)-5-methylthiophene-2-carboxylate (Maybridge Chemical Co. LTD., Cornwall, U.K.) was dissolved in 5 mL of reagent grade acetone. 2-Bromo-2',4'-dimethoxyacetophenone (0.440 mmol; 114 mg) was added and the solution was allowed to reflux for 2.5 h. The solution was allowed to cool and
10 the crude product was collected as a solid and washed with methanol and dried yielding 91 mg (56% yield) of methyl 4-[4-(2,4-dimethoxyphenyl)(1,3-thiazol-2-yl)]-5-methylthiophene-2-carboxylate.

b) 4-[4-(2,4-Dimethoxyphenyl)(1,3-thiazol-2-yl)]-5-methylthiophene-2-carboxamidine hydrochloride: To a stirred suspension of 2.23 mmol (119 mg) of
15 ammonium chloride (Fisher Scientific) in 10 mL of anhydrous toluene placed under nitrogen atmosphere at 0 °C, 1.1 mL (2.23 mmol) of 2M trimethylaluminum in toluene was added via syringe over 10 min and then let stirred for 20 min at 25°C after which 81 mg (0.223 mmol) of methyl 4-[4-(2,4-dimethoxyphenyl)(1,3-thiazol-2-yl)]-5-methylthiophene-2-carboxylate was added to solution and allowed to reflux for 2.5 h. The reaction mixture was
20 quenched by pouring over a slurry of silica in chloroform. The silica was poured onto a sintered glass funnel and washed with a 10% methanol/CH₂Cl₂ solution and concentrated. The crude product was then purified on a 0.5 mm silica prep plate eluting with 10% methanol/CH₂Cl₂ to afford 32 mg (37% yield) of 4-[4-(2,4-dimethoxyphenyl)(1,3-thiazol-2-yl)]-5-methylthiophene-2-carboxamidine hydrochloride. ¹H-NMR (CD₃OD; 300 MHz) δ
25 8.49 (s, 1H), 8.31 (d, *J*= 8.5 Hz, 1H), 7.93 (s, 1H), 6.64 (m, 2H), 3.97 (s, 3 H), 3.85 (s, 3H), 2.79 (s, 3H). Mass Spectrum (MALDI-TOF, CHCA Matrix, *m/z*) Calcd. for C₁₇H₁₇N₃O₂S₃: 392.1(M+H), found 392.4.

*Example 23**4-[4-(3,4-Dichlorophenyl)(1,3-thiazol-2-yl)]-5-methylthiophene-2-carboxamide hydrochloride*

5 *a) Methyl 4-[4-(3,4-dichlorophenyl)(1,3-thiazol-2-yl)]-5-methylthiophene-2-carboxylate:* 176 mg (0.712 mmol) of methyl 4-(aminothioxomethyl)-5-methylthiophene-2-carboxylate (Maybridge Chemical Co. LTD., Cornwall, U.K.) was reacted with 2-bromo-3',4'-dichloroacetophenone (0.854 mmol; 330 mg) in a manner similar to Example 22, step (a) to afford 270 mg (91% yield) of methyl 4-[4-(3,4-

10 dichlorophenyl)(1,3-thiazol-2-yl)]-5-methylthiophene-2-carboxylate.

b) 4-[4-(3,4-Dichlorophenyl)(1,3-thiazol-2-yl)]-5-methylthiophene-2-carboxamide hydrochloride: 270 mg (0.648 mmol) of methyl 4-[4-(3,4-dichlorophenyl)(1,3-thiazol-2-yl)]-5-methylthiophene-2-carboxylate was treated in a manner similar to Example 22, step (b) to afford 135 mg (52% yield) of 4-[4-(3,4-

15 dichlorophenyl)(1,3-thiazol-2-yl)]-5-methylthiophene-2-carboxamide hydrochloride. ¹H-NMR (CD₃OD; 300 MHz) δ 8.54 (s, 1H), 8.22 (d, *J*= 2 Hz, 1H), 8.02 (s, 1H), 7.94 (dd, *J*= 2 Hz and 8.4 Hz, 1H), 7.58 (d, *J*= 8.5 Hz, 1 H), 2.79 (s, 3H). Mass Spectrum (MALDI-TOF, CHCA Matrix, *m/z*) Calcd. for C₁₅H₁₁Cl₂N₃S₃: 400.0 (M+H), found 400.6.

20

*Example 24**4-[4-(3-Methylphenyl)(1,3-thiazol-2-yl)]-5-methylthiophene-2-carboxamide hydrochloride*

a) Methyl 4-[4-(3-methylphenyl)(1,3-thiazol-2-yl)]-5-methylthiophene-2-carboxylate: Methyl 4-(aminothioxomethyl)-5-methylthiophene-2-carboxylate, 106 mg (0.428 mmol) (Maybridge Chemical Co. LTD., Cornwall, U.K.) was reacted with 2-bromo-3' methylacetophenone (0.428 mmol, 91 mg) in a manner similar to Example 22, step (a) to afford 98 mg (63% yield) of methyl 4-[4-(3-methylphenyl)(1,3-thiazol-2-yl)]-5-methylthiophene-2-carboxylate.

30

b) 4-[4-(3-Methylphenyl)(1,3-thiazol-2-yl)]-5-methylthiophene-2-carboxamide hydrochloride: 4-[4-(3-methylphenyl)(1,3-thiazol-2-yl)]-5-methylthiophene-2-carboxylate, (98 mg, 0.271 mmol) was treated in a similar manner to Example 22, step (b) to afford 75 mg (80% yield) of 4-[4-(3-methylphenyl)(1,3-thiazol-2-yl)]-5-methylthiophene-2-carboxamide hydrochloride. ¹H-NMR (CD₃OD; 300 MHz) δ

8.56 (s, 1H), 7.88 (s, 1H), 7.86 (d, $J=14$ Hz, 2H), 7.33 (m, 1H), 7.19 (m, 1 H), 2.79 (s, 3H), 2.42 (s, 3H). Mass Spectrum (MALDI-TOF, CHCA Matrix, m/z) Calcd. for $C_{16}H_{15}N_3S_3$: 346.0 (M+H), found 346.7

5

Example 25***5-Methylthio-4-(4-(2-5,6,7,8-tetrahydronaphthyl)(1,3-thiazol-2-yl))thiophene-2-carboxamide hydrochloride***

10 ***a) Methyl 5-methylthio-4-(4-(2-5,6,7,8-tetrahydronaphthyl)(1,3-thiazol-2-yl))thiophene-2-carboxylate:*** Methyl 4-(aminothioxomethyl)-5-methylthiothiophene-2-carboxylate, (160 mg, 0.647 mmol) (Maybridge Chemical Co. LTD., Cornwall, U.K.) was reacted with 2-bromo-1-(2-5,6,7,8-tetrahydronaphthyl)ethan-1-one (0.712 mmol; 180 mg) in a manner similar to Example 22, step (a) to afford 106 mg (41% yield) of methyl 5-

15 ***b) 5-Methylthio-4-(4-(2-5,6,7,8-tetrahydronaphthyl)(1,3-thiazol-2-yl))thiophene-2-carboxamide hydrochloride:*** 106 mg (0.264 mmol) of methyl 5-methylthio-4-(4-(2-5,6,7,8-tetrahydronaphthyl)(1,3-thiazol-2-yl))thiophene-2-carboxylate was treated in a similar manner to Example 22, step (b) to afford 88 mg (80% yield) of 5-methylthio-4-(4-(2-5,6,7,8-tetrahydronaphthyl)(1,3-thiazol-2-yl))thiophene-2-carboxamide hydrochloride. $^1\text{H-NMR}$ (CD₃OD; 300 MHz) δ 8.49 (s, 1H), 7.78 (s, 1H), 7.73 (m, 2H), 7.11 (m, 1 H), 2.79 (m, 7H), 1.82-1.86 (m, 4H). Mass Spectrum (MALDI-TOF, CHCA Matrix, m/z) Calcd. for $C_{19}H_{19}N_3S_3$: 386.1 (M+H), found 386.2

20

Example 26***4-[4-(3,5-Dimethoxyphenyl)(1,3-thiazol-2-yl)]-5-methylthiothiophene-2-carboxamide hydrochloride***

25

a) Methyl 4-[4-(3,5-dimethoxyphenyl)(1,3-thiazol-2-yl)]-5-methylthiothiophene-2-carboxylate: 100 mg (0.404 mmol) of methyl 4-(aminothioxomethyl)-5-methylthiothiophene-2-carboxylate (Maybridge Chemical Co. LTD., Cornwall, U.K.) was reacted with 2-bromo-3',5'-dimethoxy acetophenone (0.444 mmol) in a manner similar to Example 22, step (a) to afford 44 mg (27% yield) of methyl 4-[4-(3,5-dimethoxyphenyl)(1,3-thiazol-2-yl)]-5-methylthiothiophene-2-carboxylate.

30

b) **4-[4-(3,5-Dimethoxyphenyl)(1,3-thiazol-2-yl)]-5-methylthiophene-2-carboxamide hydrochloride:** 44 mg (0.108 mmol) of methyl 4-[4-(3,5-dimethoxyphenyl)(1,3-thiazol-2-yl)]-5-methylthiophene-2-carboxylate was treated in a manner similar to Example 22, step (b) to afford 25 mg (60% yield) of 4-[4-(3,5-dimethoxyphenyl)(1,3-thiazol-2-yl)]-5-methylthiophene-2-carboxamide hydrochloride. ¹H-NMR (CD₃OD; 300 MHz) δ 8.52 (s, 1H), 7.91 (s, 1H), 7.23 (d, *J*= 2.2 Hz, 1H), 6.50 (t, 1H), 3.85 (s, 6 H), 2.89 (s, 3H). Mass Spectrum (MALDI-TOF, CHCA Matrix, *m/z*) Calcd. for C₁₇H₁₇N₃O₂S₃: 392.11 (M+H), found 392.4.

10

Example 27

4-[4-(2-Methylphenyl)(1,3-thiazol-2-yl)]-5-methylthiophene-2-carboxamide hydrochloride

a) **Methyl 4-[4-(2-methylphenyl)(1,3-thiazol-2-yl)]-5-methylthiophene-2-carboxylate:** 160 mg (0.647 mmol) of methyl 4-(aminothioxomethyl)-5-methylthiophene-2-carboxylate (Maybridge Chemical Co. LTD., Cornwall, U.K.) was reacted with 2-bromo-2'-methyl acetophenone (0.711 mmol, 152 mg) in a manner similar to Example 22, step (a) to afford 124 mg (53% yield) of methyl 4-[4-(2-methylphenyl)(1,3-thiazol-2-yl)]-5-methylthiophene-2-carboxylate.

20

b) **4-[4-(2-Methylphenyl)(1,3-thiazol-2-yl)]-5-methylthiophene-2-carboxamide hydrochloride:** 124 mg (0.343 mmol) of methyl 4-[4-(2-methylphenyl)(1,3-thiazol-2-yl)]-5-methylthiophene-2-carboxylate was treated in a manner similar to Example 22, step (b) to afford 60 mg (50% yield) of 4-[4-(2-methylphenyl)(1,3-thiazol-2-yl)]-5-methylthiophene-2-carboxamide hydrochloride. ¹H-NMR (CD₃OD; 300 MHz) δ 8.50 (s, 1H), 7.65 (m, 2H), 7.22-7.32 (m, 3H), 2.79 (s, 3H), 2.51 (s, 3H). Mass Spectrum (MALDI-TOF, CHCA Matrix, *m/z*) Calcd. for C₁₆H₁₅N₃S₃: 346.0 (M+H), found 346.2.

25

Example 28

4-[4-(2,5-Dimethoxyphenyl)(1,3-thiazol-2-yl)]-5-methylthiophene-2-carboxamide hydrochloride

30

a) **Methyl 4-[4-(2,5-dimethoxyphenyl)(1,3-thiazol-2-yl)]-5-methylthiophene-2-carboxylate:** 132 mg (0.534 mmol) of methyl 4-(aminothioxomethyl)-5-methylthiophene-2-carboxylate (Maybridge Chemical Co. LTD., Cornwall, U.K.) was

reacted with 2-bromo-2',5'-dimethoxy acetophenone (0.587 mmol; 152 mg) in a manner similar to Example 22, step (a) to afford 97 mg (45% yield) of methyl 4-[4-(2,5-dimethoxyphenyl)(1,3-thiazol-2-yl)]-5-methylthiophene-2-carboxylate.

b) 4-[4-(2,5-Dimethoxyphenyl)(1,3-thiazol-2-yl)]-5-methylthiophene-2-carboxamide hydrochloride: 97 mg (0.238 mmol) of methyl 4-[4-(2,5-dimethoxyphenyl)(1,3-thiazol-2-yl)]-5-methylthiophene-2-carboxylate was treated in a manner similar to Example 22, step (b) to afford 30 mg (32% yield) of 4-[4-(2,5-dimethoxyphenyl)(1,3-thiazol-2-yl)]-5-methylthiophene-2-carboxamide hydrochloride. ¹H-NMR (CD₃OD; 300 MHz) δ 8.46 (s, 1H), 8.10 (s, 1H), 7.99 (d, *J*= 3.2 Hz, 1H), 7.05 (d, *J*= 9 Hz, 1H), 6.93 (d, *J*= 3.2 Hz, 1H), 6.90 (d, *J*= 3.2 Hz, 1H), 3.94 (s, 3H), 3.83 (s, 3H), 2.51 (s, 3H). Mass Spectrum (MALDI-TOF, CHCA Matrix, *m/z*) Calcd. for C₁₇H₁₇N₃O₂S₃: 392.1 (M+H), found 392.1.

Example 29

4-[4-(4-Chloro(3-pyridyl))(1,3-thiazol-2-yl)]-5-methylthiophene-2-carboxamide hydrochloride

a) Methyl 4-[4-(4-chloro(3-pyridyl))(1,3-thiazol-2-yl)]-5-methylthiophene-2-carboxylate: 240 mg (0.970 mmol) of methyl 4-(aminothioxomethyl)-5-methylthiophene-2-carboxylate (Maybridge Chemical Co. LTD., Cornwall, U.K.) was reacted with 2-bromo-1-(4-chloro(3-pyridyl))ethan-1-one (1.06 mmol; 250 mg) in a manner similar to Example 22, step (a) to afford 286 mg (77% yield) of methyl 4-[4-(4-chloro(3-pyridyl))(1,3-thiazol-2-yl)]-5-methylthiophene-2-carboxylate.

b) 4-[4-(4-Chloro(3-pyridyl))(1,3-thiazol-2-yl)]-5-methylthiophene-2-carboxamide hydrochloride: 286 mg (0.747 mmol) of methyl 4-[4-(4-chloro(3-pyridyl))(1,3-thiazol-2-yl)]-5-methylthiophene-2-carboxylate was treated in a manner similar to Example 22, step (b) to afford 134 mg (49% yield) of 4-[4-(4-chloro(3-pyridyl))(1,3-thiazol-2-yl)]-5-methylthiophene-2-carboxamide hydrochloride. Mass Spectrum (MALDI-TOF, CHCA Matrix, *m/z*) Calcd. for C₁₄H₁₁N₄ClS₃: 366.9 (M+H), found 366.6

Example 30**4-(4-(2H-Benzo[d]1,3-dioxolen-5-yl)(1,3-thiazol-2-yl))-5-methylthiophene-2-carboxamide hydrochloride**

5 a) **1-(2H-Benzo[3,4-d]1,3-dioxolen-5-yl)-2-bromoethan-1-one:** To a solution of 2.5 g (15.23 mmol) of 3,4-methylenedioxy acetophenone in 200 mL of anhydrous methanol was added 61 mmol (20 g) of poly (4-vinylpyridinium tribromide), Aldrich Chemical Co., and allowed to reflux for 2.5 h. The solution was filtered and concentrated. 1-(2H-benzo[3,4-d]1,3-dioxolen-5-yl)-2-bromoethan-1-one (1.4 g, 38% yield) was obtained methylene
10 chloride/hexanes as off-white crystals. ¹H-NMR (DMSO-d₆; 300 MHz) δ 8.20 (s, 1H), 8.07 (s, 1H), 7.63 (m, 2H), 7.03 (dd, J= 1.2 Hz and 7.1 Hz, 1H), 6.09 (s, 2H), 3.86 (s, 3H), 2.75 (s, 3H).

 b) **Methyl 4-(4-(2H-benzo[d]1,3-dioxolen-5-yl)(1,3-thiazol-2-yl))-5-methylthiophene-2-carboxylate:** 1.4 g (5.66 mmol) of methyl 4-(aminothioxomethyl)-5-methylthiophene-2-carboxylate (Maybridge Chemical Co. LTD., Cornwall, U.K.) was
15 reacted 1-(2H-benzo[3,4-d]1,3-dioxolen-5-yl)-2-bromoethan-1-one (5.66 mmol, 1.37 g) in a manner similar to Example 22, step (a) to afford 1.55 g (70% yield) of methyl 4-(4-(2H-benzo[d]1,3-dioxolen-5-yl)(1,3-thiazol-2-yl))-5-methylthiophene-2-carboxylate.

 c) **4-(4-(2H-Benzo[d]1,3-dioxolen-5-yl)(1,3-thiazol-2-yl))-5-methylthiophene-2-carboxamide hydrochloride:** 1.55 g (3.95 mmol) of methyl 4-(4-(2H-benzo[d]1,3-dioxolen-5-yl)(1,3-thiazol-2-yl))-5-methylthiophene-2-carboxylate was treated in a
20 manner similar to Example 22, step (b) to afford 130 mg (9% yield) of 4-(4-(2H-benzo[d]1,3-dioxolen-5-yl)(1,3-thiazol-2-yl))-5-methylthiophene-2-carboxamide hydrochloride. ¹H-NMR (CD₃OD; 300 MHz) δ 8.51 (s, 1H), 7.73 (s, 1H), 7.58 (m, 2H), 6.89 (d, J= 8 Hz, 1H),
25 6.00 (s, 2H), 2.79 (s, 3H). Mass Spectrum (MALDI-TOF, CHCA Matrix, m/z) Calcd. for C₁₆H₁₃N₃O₂S₃: 376.0 (M+H), found 376.1.

Example 31**4-[4-(3,4-Dimethoxyphenyl)(1,3-thiazol-2-yl)]-5-methylthiophene-2-carboxamide hydrochloride**

30

 a) **1-(3,4-Dimethoxyphenyl)-2-bromoethan-1-one:** 2 g of 1-(3,4-dimethoxyphenyl)ethan-1-one (11.1 mmol) was reacted in a manner similar to Example 15, step (a), to yield 1.2 g (42% yield) of 1-(3,4-dimethoxyphenyl)-2-bromoethan-1-one.

b) *Methyl 4-[4-(3,4-dimethoxyphenyl)(1,3-thiazol-2-yl)]-5-methylthiophene-2-carboxylate*: 105 mg (0.424 mmol) of methyl 4-(aminothioxomethyl)-5-methylthiophene-2-carboxylate (Maybridge Chemical Co. LTD., Cornwall, U.K.) was reacted with 1-(3,4-dimethoxyphenyl)-2-bromoethan-1-one (0.467 mmol; 120 mg) in a manner similar to Example 22, step (a) to afford 148 mg (85% yield) of methyl 4-[4-(3,4-dimethoxyphenyl)(1,3-thiazol-2-yl)]-5-methylthiophene-2-carboxylate.

c) *4-[4-(3,4-Dimethoxyphenyl)(1,3-thiazol-2-yl)]-5-methylthiophene-2-carboxamide hydrochloride*: 148 mg (0.363 mmol) of methyl 4-[4-(3,4-dimethoxyphenyl)(1,3-thiazol-2-yl)]-5-methylthiophene-2-carboxylate was reacted in a manner similar to Example 22, step (b) to afford 70 mg (50% yield) of 4-[4-(3,4-dimethoxyphenyl)(1,3-thiazol-2-yl)]-5-methylthiophene-2-carboxamide hydrochloride. ¹H-NMR (CD₃OD; 300 MHz) δ 8.50 (s, 1H), 7.76 (s, 1H), 7.61 (m, 2H), 7.31 (m, 1H), 7.01 (d, J= 8 Hz, 1H), 3.9 (s, 3H) 3.86 (s, 3H), 2.78 (s, 3H). Mass Spectrum (MALDI-TOF, CHCA Matrix, m/z) Calcd. for C₁₇H₁₇N₃O₂S₃: 392.1 (M+H), found 392.4.

15

Example 32

4-[4-(2-Chloro(3-pyridyl))(1,3-thiazol-2-yl)]-5-methylthiophene-2-carboxamide

a) *Methyl 4-[4-(2-chloro(3-pyridyl))(1,3-thiazol-2-yl)]-5-methylthiophene-2-carboxylate*: 2-Chloropyridine-3-carbonyl chloride (300 mg, 1.7 mmol) was dissolved in anhydrous CH₃CN (4 mL). While stirring well with a magnetic stirrer, trimethylsilyldiazomethane (4 mL, 2M solution in hexane, 8 mmol) was dripped into the reaction mixture. The resulting yellow solution was stirred for 2h at room temperature, at which time the mixture was cooled in an ice bath. To the cold solution, 30% HBr in acetic acid (2 mL) was added dropwise with vigorous evolution of gas. This solution was stirred for 1h during which time 2-bromo-1-(2-chloro(3-pyridyl))ethan-1-one precipitated. This solid was collected by filtration and dried under vacuum. The dry solid (142 mg, 0.6 mmol) was dissolved in acetone (10 ml). To this solution 5-(methoxycarbonyl)-2-(methylthio)-thiophene-3-thiocarboxamide (100 mg, 0.4 mmol, Maybridge Chemical Company, Cornwall, UK) was added and heated at reflux for 5 h. At this point the solid that precipitated was filtered off and washed with methanol and dried under vacuum to give 110 mg (71%)

20
25
30

of methyl 4-[4-(2-chloro(3-pyridyl))(1,3-thiazol-2-yl)]-5-methylthiophene-2-carboxylate. ¹H-NMR (CDCl₃; 300 MHz) δ 2.70 (s, 3H), 3.92 (s, 3H), 7.39 (dd, *J*=4.7 and 7.7 Hz, 1H), 8.11 (s, 1H), 8.22 (s, 1H), 8.38 (dd, *J*=1.9 and 4.7 Hz, 1H), 8.62 (dd, *J*=1.9 and 7.7 Hz, 1H).

- 5 ***b) 4-[4-(2-Chloro(3-pyridyl))(1,3-thiazol-2-yl)]-5-methylthiophene-2-carboxamide:*** Methyl 4-[4-(2-chloro(3-pyridyl))(1,3-thiazol-2-yl)]-5-methylthiophene-2-carboxylate (100 mg, 0.26 mmol) as prepared in previous step was treated in a manner similar to that for Example 1, to give 50 mg (52%) of 4-[4-(2-chloro(3-pyridyl))(1,3-thiazol-2-yl)]-5-methylthiophene-2-carboxamide as a
10 solid. ¹H-NMR (DMSO-*d*₆; 300 MHz) δ 2.79 (s, 3H), 7.62 (dd, *J*=4.9 and 7.4 Hz, 1H), 8.41 (s, 1H), 8.49 (m, 2H), 8.69 (s, 1H), 9.1 (broad s, 2H), 9.4 (broad s, 2H). Mass spectrum (ESI, *m/z*): Calcd. for C₁₄H₁₁N₄S₃Cl: 367.0 (M+H), found 369.0.

Example 33

- 15 ***4-(4-Cyclohexyl(1,3-thiazol-2-yl))-5-methylthiophene-2-carboxamide***
 a) Methyl 4-(4-cyclohexyl(1,3-thiazol-2-yl))-5-methylthiophene-2-carboxylate: Cyclohexanecarbonyl chloride (300 mg, 2.0 mmol) was treated in a manner similar to that for Example 32 to give 2-bromo-1-cyclohexylethan-1-one. The dry solid (125 mg) was dissolved in acetone (10 ml). To this solution 5-
20 (methoxycarbonyl)-2-(methylthio)-thiophene-3-thiocarboxamide (100 mg, 0.4 mmol, Maybridge Chemical Company, Cornwall, UK) was added and heated at reflux for 5 h. At this point the solid that precipitated was filtered off and washed with methanol and dried under vacuum to give 100 mg (70%) of methyl 4-(4-cyclohexyl(1,3-thiazol-2-yl))-5-methylthiophene-2-carboxylate which was used without further
25 purification in the following step.

- b) 4-(4-Cyclohexyl(1,3-thiazol-2-yl))-5-methylthiophene-2-carboxamide:*** Methyl 4-(4-cyclohexyl(1,3-thiazol-2-yl))-5-methylthiophene-2-carboxylate (100 mg, 0.28 mmol) as prepared in previous step was treated in a manner similar to that for Example 1, to give 60 mg (63%) of 4-(4-cyclohexyl(1,3-thiazol-2-yl))-5-methylthiophene-2-carboxamide as a solid. ¹H-NMR (DMSO-*d*₆; 300
30 MHz) δ 1.21-1.53 (m, 5H), 1.61-1.78 (m, 3H), 2.05 (m, 2H), 2.7 (s, 3H), 2.74 (m,

1H), 7.33 (s, 1H), 8.32 (s, 1H). Mass spectrum (MALDI-TOF, m/z): Calcd. for $C_{15}H_{19}N_3S_3$, 338.1 (M+H), found 338.1.

Example 34

5 *4-Phenyl-5-(trifluoromethyl)thiophene-2-carboxamide*

Methyl 4-phenyl-5-(trifluoromethyl)thiophene-2-carboxylate (100 mg, 0.37 mmol, Maybridge Chemical Company, Cornwall, UK) was treated in a manner similar to that for Example 1 to give 80 mg (85%) of 4-phenyl-5-(trifluoromethyl)thiophene-2-carboxamide as a solid. 1H -NMR (DMSO- d_6 ; 300 MHz) δ 7.45-7.52 (m, 5H), 7.79 (d, $J=1.4$ Hz, 1H). Mass spectrum (MALDI-TOF, m/z): Calcd. for $C_{12}H_9F_3N_2S$, 271.1 (M+H), found 271.2.

Example 35

5-Methylthio-4-(2-phenyl(1,3-thiazol-4-yl))thiophene-2-carboxamide

15 a) *Methyl 4-(2-bromoacetyl)-5-methylthiothiophene-2-carboxylate:*

5-(Methoxycarbonyl)-2-methylthiothiophene-3-carboxylic acid (200 mg, 0.86 mmol) as prepared in Example 95 was taken in a round bottomed flask and anhydrous CH_2Cl_2 (10 mL) was introduced to the flask. This solution was cooled in an ice bath under an argon atmosphere. To this mixture oxalyl chloride (328 mg, 2.6 mmol) was added followed by anhydrous DMF (500 μ L). The resulting solution was stirred at 20 $4^\circ C$ for 30 min and then allowed to warm up to room temperature, while monitoring for the disappearance of the acid by TLC. After 2 h solvents were removed under vacuum and the residual oxalyl chloride was removed azeotropically with toluene. The resulting residue was dried under high-vacuum to give the acid chloride as a gray 25 solid. This solid was dissolved in anhydrous CH_3CN (8 mL). While stirring well with a magnetic stirrer trimethylsilyldiazomethane (4 mL, 8 mmol, 2M solution in hexane) was dripped into the reaction mixture. The resulting yellow solution was stirred for 2h at room temperature, at which time the mixture was cooled in an ice bath. To the cold solution 30% HBr in acetic acid (2 mL) was added dropwise, with 30 vigorous evolution of gas. This solution was stirred for 1h, during which methyl 4-(2-bromoacetyl)-5-methylthiothiophene-2-carboxylate precipitates. This solid was

collected by filtration and dried under vacuum to give 120 mg (45%). ¹H-NMR (CDCl₃; 300 MHz) δ 2.64 (s, 3H), 3.91 (s, 3H), 4.27 (s, 2H), 8.10 (s, 1H).

b) Methyl 5-methylthio-4-(2-phenyl(1,3-thiazol-4-yl))thiophene-2-carboxylate: 5-(Methoxycarbonyl)-2-(methylthio)-thiophene-3-thiocarboxamide (100 mg, 0.4 mmol, Maybridge Chemical Company, Cornwall, UK) was dissolved in acetone (20 ml). To this solution, methyl 4-(2-bromoacetyl)-5-methylthiothiophene-2-carboxylate (112 mg) as prepared in previous step was added and heated at reflux for 3 h. At this point the solid that precipitated was filtered off and washed with acetone and dried under vacuum to give 82 mg (65%) of methyl 5-methylthio-4-(2-phenyl(1,3-thiazol-4-yl))thiophene-2-carboxylate. ¹H-NMR (CDCl₃; 300 MHz) δ 2.67 (s, 3H), 3.91 (s, 3H), 7.44-7.49 (m, 3H), 7.61 (s, 1H), 8.03-8.06 (m, 2H), 8.28 (s, 1H).

c) 5-Methylthio-4-(2-phenyl(1,3-thiazol-4-yl))thiophene-2-carboxamide: Methyl 5-methylthio-4-(2-phenyl(1,3-thiazol-4-yl))thiophene-2-carboxylate (80 mg) as prepared in previous step was treated in a manner similar to that for Example 1, to give 50 mg of 5-methylthio-4-(2-phenyl(1,3-thiazol-4-yl))thiophene-2-carboxamide as a solid. ¹H-NMR (DMSO-d₆; 300 MHz) δ 2.75 (s, 3H), 7.51-7.60 (m, 3H), 8.02 (s, 1H), 8.06 (m, 2H), 8.70 (s, 1H), 9.06 (broad s, 2H), 9.38 (broad s, 2H). Mass spectrum (MALDI-TOF, m/z): Calcd. for C₁₅H₁₃N₃S₃, 332.0 (M+H), found 332.1.

Example 36

4-[4-(2-Chloro(4-pyridyl))(1,3-thiazol-2-yl)]-5-methylthiothiophene-2-carboxamide

a) Methyl 4-[4-(2-chloro(4-pyridyl))(1,3-thiazol-2-yl)]-5-methylthiothiophene-2-carboxylate: 2-Chloropyridine-4-carbonyl chloride (300 mg, 1.7 mmol) was dissolved in anhydrous CH₃CN (4 mL). While stirring well with a magnetic stirrer trimethylsilyldiazomethane (4 mL, 8 mmol, 2M solution in hexane) was dripped into the reaction mixture. The resulting yellow solution was stirred for 2 h at room temperature, at which time the mixture was cooled in an ice bath. To the cold solution 30% HBr in acetic acid (2 mL) was added dropwise, with vigorous evolution of gas. This solution was stirred for 1h, during which time 2-bromo-1-(2-chloro(4-pyridyl))ethan-1-one precipitates. This solid was collected by filtration and dried under vacuum. The dry solid (142 mg, 0.6 mmol) was dissolved in acetone (10

ml). To this solution 5-(methoxycarbonyl)-2-(methylthio)-thiophene-3-thiocarboxamide (100 mg, 0.4 mmol, Maybridge Chemical Company, Cornwall, UK) was added and heated at reflux for 5 h. At this point the solid that precipitated was filtered off and washed with methanol and dried under vacuum to give 100 mg of methyl 4-[4-(2-chloro(4-pyridyl))(1,3-thiazol-2-yl)]-5-methylthiothiophene-2-carboxylate. ¹H-NMR (CD₃OD; 300 MHz) δ 2.73 (s, 3H), 3.94 (s, 3H, overlapping H₂O peak), 7.92-7.99 (m, 2H), 8.05 (s, 1H), 8.24 (s, 2H), 8.48 (m, 1H).

b) 4-[4-(2-Chloro(4-pyridyl))(1,3-thiazol-2-yl)]-5-methylthiothiophene-2-carboxamidine: Methyl 4-[4-(2-chloro(4-pyridyl))(1,3-thiazol-2-yl)]-5-methylthiothiophene-2-carboxylate (100 mg, 0.26 mmol) as prepared in previous step was treated in a manner similar to that for Example 1, to give 50 mg of 4-[4-(2-chloro(4-pyridyl))(1,3-thiazol-2-yl)]-5-methylthiothiophene-2-carboxamidine as a solid. ¹H-NMR (CDCl₃/CD₃OD; 300 MHz) δ 2.82 (s, 3H), 7.95 (dd, *J*=1.4 and 5.3 Hz, 1H), 8.08 (d, *J*=1.0 Hz, 1H), 8.23 (s, 1H), 8.42 (d, *J*=5.3 Hz, 1H), 8.56 (s, 1H). Mass spectrum (MALDI-TOF, *m/z*): Calcd. for C₁₄H₁₁N₄S₃Cl, 367.0 (M+H), found 367.1.

Example 37

4-[4-(4-Chlorophenyl)(1,3-thiazol-2-yl)]-5-(methylsulfonyl)thiophene-2-carboxamidine

4-[4-(4-Chlorophenyl)(1,3-thiazol-2-yl)]-5-methylthiothiophene-2-carboxamidine (35 mg, 0.1 mmol) prepared according to Example 1 was dissolved in a mixture of MeOH and CH₂Cl₂ (1:1, 6 mL). While stirring well, *m*-chloroperoxybenzoic acid (100 mg) was added in portions to this solution over a 3h period. The mixture was stirred for a further 2 h and the solvents were removed under vacuum. The resulting residue was dissolved in MeOH (8 mL). Strong anion exchange resin (AG 1-X8, 5 ml, 1.4 meq/mL) was packed into a disposable chromatography column and washed with H₂O (5x5 mL) and MeOH (3x5 mL). The methanolic solution from the reaction was slowly introduced into this column, and the column effluent was collected. The column was washed with MeOH (2x5 mL) and these washings were also collected. The combined effluents were evaporated under vacuum and the residue was subjected to preparative thin layer chromatography (silica

gél, 10% MeOH in CH₂Cl₂ with 2% acetic acid). The major band was isolated and suspended in CH₂Cl₂ and filtered. The filtrate was collected and the residue was washed with 10% MeOH in CH₂Cl₂ saturated with NH₃. The washings were combined with the original filtrate and the solvents were removed under vacuum. The resulting solid was dissolved in 10% MeOH in CHCl₃ and filtered through a 0.45 micron filter. The filtrate was collected and evaporated under vacuum to give 20 mg (53%) of an off-white solid. ¹H-NMR (CDCl₃/CD₃OD; 300 MHz) δ 3.78 (s, 3H), 7.47 (d, *J*=8.7 Hz, 2H), 7.96 (d, *J*=8.7 Hz, 1H), 8.00 (s, 1H), 8.35 (s, 1H). Mass spectrum (MALDI-TOF, *m/z*): Calcd. for C₁₅H₁₂O₂N₃S₃Cl, 398.0 (M+H), found 398.0.

10

Example 38

Hydrazino[5-methylthio-4-(4-phenyl(1,3-thiazol-2-yl))(2-thienyl)]methanimine

a) 5-Methylthio-4-(4-phenyl(1,3-thiazol-2-yl))thiophene-2-carboxamide:

15 Liquid ammonia (5 mL) was condensed into a cold (-78 °C) Teflon-lined steel bomb. Methyl 5-methylthio-4-(4-phenyl(1,3-thiazol-2-yl))thiophene-2-carboxylate (0.6 g, 1.7 mmol) as prepared in Example 10 step (a) was introduced in one portion and the bomb was sealed and heated in an oil bath at 80 °C for 48h. The bomb was cooled to -78 °C, opened and the ammonia was allowed to evaporate at room temperature. The residual solid was collected and dried under vacuum to give 0.5 g (88%) of 5-methylthio-4-(4-phenyl(1,3-thiazol-2-yl))thiophene-2-carboxamide. ¹H-NMR (DMSO-d₆; 300 MHz) δ 2.75 (s, 3H), 7.38 (m, 1H), 7.40-7.51 (m, 2H), 8.04-8.18 (m, 2H), 8.19 (s, 1H), 8.20 (s, 1H).

20

b) 5-Methylthio-4-(4-phenyl(1,3-thiazol-2-yl))thiophene-2-carbonitrile: A

25 slurry of P₂O₅ (2.7 g, 19 mmol) and hexamethyldisiloxane (6.7 mL) in dichloroethane (13 mL) was heated to 90 °C, while stirring under a N₂ atmosphere. After stirring for 2 h, the resulting clear solution was allowed to cool to 40 °C. 5-methylthio-4-(4-phenyl(1,3-thiazol-2-yl))thiophene-2-carboxamide (0.9 g, 2.7 mmol) as prepared in previous step was added to this solution and the mixture was heated at 75°C for 5h. This solution was cooled to room temperature and stirred with aqueous NaCl (6 M, 100 mL) for 10 min. As the aqueous solution is added a yellow solid precipitated. After 10 min this solid was separated by filtration, and dried under vacuum to give

30

(0.5 g, 59%) of 5-methylthio-4-(4-phenyl(1,3-thiazol-2-yl))thiophene-2-carbonitrile as a yellow solid. ¹H-NMR (DMSO-d₆; 300 MHz) δ 2.76 (s, 3H), 7.38 (m, 1H), 7.48 (m, 2H), 8.07 (m, 2H), 8.22 (s, 1H), 8.51 (s, 1H).

c) Hydrazino[5-methylthio-4-(4-phenyl(1,3-thiazol-2-yl))(2-

5 *thienyl)]methanimine:* 5-Methylthio-4-(4-phenyl(1,3-thiazol-2-yl))thiophene-2-carbonitrile (100 mg, 0.32 mmol) as prepared in previous step was dissolved in EtOH (10 mL). To this solution hydrazine monohydrate (10 eq) was added and the mixture was heated at reflux for 3h. The EtOH solution was concentrated down to 1 mL and water (2 mL) was added to this solution. This resulted in the formation of a white
10 solid. The solid was collected by filtration washed with a small amount of water and dried under vacuum to give 50 mg (45%) of hydrazino[5-methylthio-4-(4-phenyl(1,3-thiazol-2-yl))(2-thienyl)]methanimine. ¹H-NMR (CD₃OD/CDCl₃; 300 MHz) δ 2.69 (s, 3H), 7.39 (m, 1H), 7.47 (m, 2H), 7.52 (s, 1H), 7.98 (m, 2H), 8.10 (s, 1H). Mass spectrum (ESI, m/z): Calcd. for C₁₅H₁₄N₄S₃, 347.04 (M+H), found 347.1.

15

Example 39

{Imino[5-methylthio-4-(4-phenyl(1,3-thiazol-2-yl))(2-thienyl)]methyl}methylamine

5-Methylthio-4-(4-phenyl(1,3-thiazol-2-yl))thiophene-2-carboxamidine (20 mg, 0.06 mmol) as prepared in Example 10 step (b) was dissolved in MeOH, and to
20 this solution methylamine (0.6 mL, 2M solution in tetrahydrofuran) was added. This solution was refluxed for 6h, at which time the solvents were removed under vacuum to give a solid. This solid was dissolved in a small amount of MeOH. H₂O was added dropwise to the methanolic solution until a precipitate was formed. This solid was
25 isolated, washed with a small amount of water and dried under vacuum to give 15 mg (72%) of {imino[5-methylthio-4-(4-phenyl(1,3-thiazol-2-yl))(2-thienyl)]methyl}methylamine. ¹H-NMR (DMSO-d₆; 300 MHz) δ 2.77 (s, 3H), 3.00 (s, 3H), 7.36-7.42 (m, 1H), 7.47-7.52 (m, 2H), 8.07-8.10 (m, 2H), 8.23 (s, 1H), 8.55 (s, 1H). Mass spectrum (ESI, m/z): Calcd. for C₁₆H₁₅N₃S₃, 346.5 (M+H), found 346.2.

Example 40**2-{3-[2-(5-Amidino-2-methylthio-3-thienyl)-1,3-thiazol-4-yl]phenoxy}acetic acid**

a) 2-Bromo-1-(3-hydroxyphenyl)ethan-1-one: 2-Bromo-1-(3-methoxyphenyl)ethan-1-one (2 g, 8.7 mmol) was taken in a round bottomed flask equipped with magnetic stir bar. The flask was put under a N₂ atmosphere and CH₂Cl₂ was introduced into the flask. The resulting solution was cooled in a dry ice-acetone bath and BBr₃ (27 mL, 1M in CH₂Cl₂) was introduced dropwise. The resulting solution was allowed to warm up to room temperature overnight. The solvents were removed under vacuum and the residue was purified by passing through a short pad of silica gel (50 g) to give 1.3 g (69%) of 2-bromo-1-(3-hydroxyphenyl)ethan-1-one as an oil. ¹H-NMR (CDCl₃; 300 MHz) δ 4.47 (s, 2H), 6.21 (s, 1H), 7.14 (m, 1H), 7.35 (m, 1H), 7.52-7.82 (m, 2H).

b) Methyl 4-[4-(3-hydroxyphenyl)(1,3-thiazol-2-yl)]-5-methylthiothiophene-2-carboxylate: 2-Bromo-1-(3-hydroxyphenyl)ethan-1-one (229 mg, 1.1 mmol) as prepared in previous step was treated in a manner similar to that of Example 13, step (a) to give 225 mg (61%) of methyl 4-[4-(3-hydroxyphenyl)(1,3-thiazol-2-yl)]-5-methylthiothiophene-2-carboxylate as a solid. ¹H-NMR (DMSO-d₆; 300 MHz) δ 2.76 (s, 3H), 3.86 (s, 3H), 6.87 (m, 1H), 7.27 (t, J=7.8 Hz, 1H), 7.49 (m, 2H), 8.12 (s, 1H), 8.20 (s, 1H).

c) (tert-Butoxy)-N-({4-[4-(3-hydroxyphenyl)(1,3-thiazol-2-yl)]-5-methylthio(2-thienyl)}iminomethyl)carboxamide: 4-[4-(3-Hydroxyphenyl)(1,3-thiazol-2-yl)]-5-methylthiothiophene-2-carboxamide (2 g, 5.8 mmol), prepared by treating methyl 4-[4-(3-hydroxyphenyl)(1,3-thiazol-2-yl)]-5-methylthiothiophene-2-carboxylate in a manner similar to that for Example 1, was dissolved in anhydrous DMF (10 mL). To this solution di-tert-butyl dicarbonate (1.38 g, 6.3 mmol) and DIEA (2 mL, 11.5 mmol) was added, and the mixture was stirred at room temperature for 18 h. DMF was removed under vacuum and the residue was purified by silica gel column chromatography to give 1.8 g (70%) of (tert-butoxy)-N-({4-[4-(3-hydroxyphenyl)(1,3-thiazol-2-yl)]-5-methylthio(2-thienyl)}iminomethyl)carboxamide as an oil. ¹H-NMR (DMSO-d₆; 300 MHz) δ 1.58 (s, 9H), 2.81 (s, 3H), 6.81 (m, 1H), 7.28 (t, J=8.0 Hz, 1H), 7.49-7.52 (m, 2H), 8.09 (s, 1H), 8.71 (s, 1H).

d) tert-Butyl 2-{3-[2-(5-{{(tert-butoxy)carbonylamino]iminomethyl}-2-methylthio-3-thienyl)-1,3-thiazol-4-yl]phenoxy}acetate: (tert-Butoxy)-N-({4-[4-(3-hydroxyphenyl)(1,3-thiazol-2-yl)]-5-methylthio(2-thienyl)}iminomethyl)carboxamide (23 mg, 0.05 mmol) as prepared in previous step was dissolved in anhydrous DMF (1 mL). To this solution tert-butyl 2-bromoacetate (20 mg, 0.1 mmol), Cs₂CO₃ (33.5 mg, 0.1 mmol) and KI (5 mg) was added and the mixture was heated at 70 °C for 18 h. The solvents were removed under vacuum and the residue was purified by preparative silica gel thin-layer chromatography to give 12 mg (42%) of tert-butyl 2-{3-[2-(5-{{(tert-butoxy)carbonylamino]iminomethyl}-2-methylthio-3-thienyl)-1,3-thiazol-4-yl]phenoxy}acetate which was used in the following step.

e) 2-{3-[2-(5-Amidino-2-methylthio-3-thienyl)-1,3-thiazol-4-yl]phenoxy}acetic acid: tert-Butyl 2-{3-[2-(5-{{(tert-butoxy)carbonylamino]iminomethyl}-2-methylthio-3-thienyl)-1,3-thiazol-4-yl]phenoxy}acetate (12 mg, 0.02 mmol) as prepared in previous step was dissolved in 1 ml 50% TFA in CH₂Cl₂ containing 2% H₂O and stirred for 4h. The solvents were removed under vacuum. The residual TFA was removed by azeotropeing with toluene to give 8.7 mg (100%) of 2-{3-[2-(5-amidino-2-methylthio-3-thienyl)-1,3-thiazol-4-yl]phenoxy}acetic acid as a buff colored solid. ¹H-NMR (CD₃OD/CDCl₃; 300 MHz) δ 2.77 (s, 3H), 4.74 (s, 2H), 6.93 (m, 1H), 7.35 (t, *J*=7.9 Hz, 1H), 7.62 (m, 1H), 7.68 (M, 1H), 7.84 (s, 1H), 8.46 (s, 1H). Mass spectrum (ESI, *m/z*): Calcd. for C₁₇H₁₅N₃O₃S₃, 406.5 (M+H), found 406.3.

Example 41

2-{2-[2-(5-Amidino-2-methylthio-3-thienyl)-1,3-thiazol-4-yl]phenoxy}acetic acid

a) tert-Butyl 2-{2-[2-(5-{{(tert-butoxy)carbonylamino]iminomethyl}-2-methylthio-3-thienyl)-1,3-thiazol-4-yl]phenoxy}acetate: 4-[4-(2-Hydroxyphenyl)(1,3-thiazol-2-yl)]-5-methylthiothiophene-2-carboxamide (100 mg, 0.29 mmol) as prepared in Example 196 step (b) was treated in a manner similar to that shown in Example 40 step (c) to give 100 mg (0.22 mmol, 77%) of (tert-butoxy)-N-({4-[4-(2-hydroxyphenyl)(1,3-thiazol-2-yl)]-5-methylthio(2-thienyl)}iminomethyl)carboxamide. This compound was treated in a manner similar to that shown in Example 40, step (d) to give 63 mg (50 %) of tert-butyl 2-{2-[2-(5-

{[(tert-butoxy)carbonylamino]iminomethyl}-2-methylthio-3-thienyl)-1,3-thiazol-4-yl]phenoxy}acetate. ¹H-NMR (CDCl₃; 300 MHz) δ 1.55 (s, 9H), 1.56 (s, 9H), 2.69 (s, 3H), 4.66 (s, 2H), 6.88 (dd, *J*=0.8 and 8.3 Hz, 1H), 7.14 (dt, *J*=1.0 and 7.6 Hz, 1H), 7.30 (m, 1H), 8.08 (s, 1H), 8.48 (dd, *J*=1.8 and 7.8 Hz, 1H), 8.51 (s, 1H).

5 **b) 2-{2-[2-(5-Amidino-2-methylthio-3-thienyl)-1,3-thiazol-4-**

yl]phenoxy}acetic acid: tert-Butyl 2-{2-[2-(5-{[(tert-butoxy)carbonylamino]iminomethyl}-2-methylthio-3-thienyl)-1,3-thiazol-4-yl]phenoxy}acetate (60 mg, 0.12 mmol) as prepared in previous step was treated in a manner similar to that shown in Example 40, step (e) to give 22 mg (50 %) of 2-{2-[2-(5-amidino-2-methylthio-3-thienyl)-1,3-thiazol-4-yl]phenoxy}acetic acid. ¹H-NMR (DMSO-d₆; 300 MHz) δ 2.80 (s, 3H), 4.90 (s, 2H), 7.17 (m, 2H), 7.36 (m, 1H), 8.41 (d, *J*=6.3 Hz, 1H), 8.60 (s, 1H), 8.62 (s, 1H), 9.00 (broad s, 2H), 9.37 (broad s, 2H). Mass spectrum (ESI, *m/z*): Calcd. for C₁₇H₁₅N₃O₃S₃, 406.5 (M+H), Found 406.1.

15

Example 42

5-Methylthio-4-(6-phenyl(2-pyridyl))thiophene-2-carboxamide

a) Methyl 4-(1,1-dimethyl-1-stannaethyl)-5-methylthiothiophene-2-

carboxylate: 4-Bromo-5-methylthiothiophene-2-carboxylic acid (EP 0676395 A2) (4.67 g, 18.4 mmol) was dissolved in anhydrous THF (30 mL), taken in a round
20 bottomed flask and cooled to -78 °C under a N₂ atmosphere. To this solution *n*-butyllithium (20.3 mL, 40.6 mmol, 2M in cyclohexane) was introduced in a dropwise manner. The resulting solution was stirred at -78 °C for 45 min and then allowed to warm up to -60 °C. To this solution trimethyltin chloride (40.6 mL, 40.6 mmol, 1M in THF) was added dropwise. This solution was stirred at -60 °C for 30 min and then
25 allowed to warm up to room temperature. The THF was removed under vacuum and the residue was treated with H₂O and extracted with hexane. The hexane layer was evaporated and the residue was dissolved in Et₂O. The Et₂O solution was washed with 10% HCl, saturated NaCl and dried over anhydrous MgSO₄. Et₂O was removed under vacuum and the residue was taken in MeOH. The MeOH solution was treated with
30 trimethylsilyldiazomethane (18.5 mL, 2M in hexane) and stirred at room temperature for 1h. The solvents were removed under vacuum to give 2 g (31%) of methyl 4-(1,1-

dimethyl-1-stannaethyl)-5-methylthiothiophene-2-carboxylate as an oil. ¹H-NMR (CDCl₃; 300 MHz) δ 0.31 (s, 9H), 2.57 (s, 3H), 3.86 (s, 3H), 6.98 (s, 1H).

b) Methyl 4-(6-bromo(2-pyridyl))-5-methylthiothiophene-2-carboxylate:

Methyl 4-(1,1-dimethyl-1-stannaethyl)-5-methylthiothiophene-2-carboxylate (195 mg, 5 0.56 mmol) as prepared in previous step, and 2,6-dibromopyridine (398 mg, 1.7 mmol) were taken in anhydrous DMF (2 mL). To this mixture tetrakis(triphenylphosphine)-palladium (20 mg) was added and heated at 120 °C for 24 h. DMF was removed under vacuum and the residue was purified by preparative silica gel thin-layer chromatography to give 78 mg (41%) of methyl 4-(6-bromo(2- 10 pyridyl))-5-methylthiothiophene-2-carboxylate as a solid. ¹H-NMR (CDCl₃; 300 MHz) δ 2.60 (s, 3H), 3.78 (s, 3H), 7.19 (s, 1H), 7.47 (dd, *J*=1.1 and 7.7 Hz, 1H), 7.58 (t, *J*=7.7, 1H), 7.65 (dd, *J*=1.1 and 7.4 Hz, 1H).

c) Methyl 5-methylthio-4-(6-phenyl(2-pyridyl))thiophene-2-carboxylate:

Methyl 4-(6-bromo(2-pyridyl))-5-methylthiothiophene-2-carboxylate (78 mg, 0.23 15 mmol) as prepared in previous step, phenylboronic acid (33 mg, 0.27 mmol) and tetrakis(triphenylphosphine)-palladium (10 mg) were taken in DMF (1 mL). To this solution K₂CO₃ (75 mg, 0.54 mmol) and H₂O (0.3 mL) were added and the mixture was stirred and heated at 90 °C for 18h. Solvents were removed under vacuum and the residue was dissolved in EtOAc and extracted with H₂O, washed with saturated NaCl and dried over anhydrous Na₂SO₄. Thin-layer chromatography of the aqueous layer 20 indicated the presence of some hydrolyzed product. Therefore the aqueous layer was separated acidified with 10% HCl and extracted with EtOAc. The EtOAc layer was washed with saturated NaCl and dried over anhydrous Na₂SO₄. This second EtOAc fraction was evaporated and the residue was dissolved in MeOH and treated with 25 trimethylsilyldiazomethane (1.2 eq). This methanolic solution and the first EtOAc fraction were combined and evaporated. The residue was subjected to preparative thin-layer chromatography (10% EtOAc in Hexane) to give 40 mg (51%) of methyl 5-methylthio-4-(6-phenyl(2-pyridyl))thiophene-2-carboxylate which was used directly in the next step.

30 **d) 5-Methylthio-4-(6-phenyl(2-pyridyl))thiophene-2-carboxamide:** Methyl 5-methylthio-4-(6-phenyl(2-pyridyl))thiophene-2-carboxylate (40 mg, 0.12 mmol) as prepared in previous step was treated in a manner similar to that for Example 1, to

give 10 mg of 5-methylthio-4-(6-phenyl(2-pyridyl))thiophene-2-carboxamide as a solid. ¹H-NMR (CD₃OD; 300 MHz) δ 2.69 (s, 3H), 7.45-7.60 (m, 3H), 7.62 (s, 1H), 7.79 (dd, *J*=0.9 and 7.8 Hz, 1H), 7.96 (dd, *J*=0.9 and 8.0 Hz, 1H), 8.03-8.12 (m, 3H). Mass spectrum (ESI, *m/z*): Calcd. for C₁₇H₁₅N₃S₂, 326.1 (M+H), found 326.1.

5

Example 43

5-Methylthio-4-(3-phenylphenyl)thiophene-2-carboxamide

a) Methyl 5-methylthio-4-(3-phenylphenyl)thiophene-2-carboxylate:

Methyl 4-(1,1-dimethyl-1-stannaethyl)-5-methylthiothiophene-2-carboxylate (200 mg, 0.57 mmol, as prepared in Example 42, step a) and 1-bromo-3-phenylbenzene (266 mg, 1.14 mmol) were taken in anhydrous DMF (2 mL). To this mixture tetrakis(triphenylphosphine)-palladium (20 mg) was added and heated at 120 °C for 24 h. DMF was removed under vacuum and the residue was purified by preparative silica gel thin layer chromatography to give 39 mg (20 %) methyl 5-methylthio-4-(3-phenylphenyl)thiophene-2-carboxylate as a solid. ¹H-NMR (CD₃OD; 300 MHz) δ 2.60 (s, 3H), 3.75 (s, 3H), 7.3-7.5 (m, 6H), 7.60-7.66 (m, 4H).

b) 5-Methylthio-4-(3-phenylphenyl)thiophene-2-carboxamide: Methyl 5-methylthio-4-(3-phenylphenyl)thiophene-2-carboxylate (35 mg, 0.1 mmol) as prepared in previous step was treated in a manner similar to that for Example 1, to give 17 mg of 5-methylthio-4-(3-phenylphenyl)thiophene-2-carboxamide as a solid. ¹H-NMR (CD₃OD; 300 MHz) δ 2.60 (s, 3H), 7.3-7.6 (m, 10H). Mass spectrum (ESI, *m/z*): Calcd. for C₁₈H₁₆N₂S₂, 325.4 (M+H), found 325.2.

Example 44

5-Methylthio-4-[4-(phenylthiomethyl)(1,3-thiazol-2-yl)]thiophene-2-carboxamide

a) Methyl 5-methylthio-4-[4-(phenylthiomethyl)(1,3-thiazol-2-yl)]thiophene-2-carboxylate: 2-Phenylthioacetyl chloride (1.0 g, 5.4 mmol) was treated in a manner similar to that for Example 32 step (a) to give 2-bromo-1-phenylthiomethylethan-1-one. The dry solid (1.3 g, 5.3 mmol) was dissolved in acetone (25 ml). To this solution 5-(methoxycarbonyl)-2-(methylthio)-thiophene-3-thiocarboxamide (1.32 g, 5.3 mmol, Maybridge Chemical Co.) was added and heated at reflux for 5 h. At this point the solid that precipitated was filtered off and washed with acetone and dried

30

under vacuum to give 1.5 g (71%) of methyl 5-methylthio-4-[4-(phenylthiomethyl)(1,3-thiazol-2-yl)]thiophene-2-carboxylate which was used without further purification in the following step.

b) 5-Methylthio-4-[4-(phenylthiomethyl)(1,3-thiazol-2-yl)]thiophene-2-carboxamide: Methyl 5-methylthio-4-[4-(phenylthiomethyl)(1,3-thiazol-2-yl)]thiophene-2-carboxylate (1.5 g, 3.8 mmol) as prepared in previous step was treated in a manner similar to that for Example 1, however the product was purified by crystallizing from methanol to give 0.86 g (60%) 5-methylthio-4-[4-(phenylthiomethyl)(1,3-thiazol-2-yl)]thiophene-2-carboxamide as a solid. ¹H-NMR (DMSO-d₆; 300 MHz) δ 2.72 (s, 3H), 4.38 (s, 2H), 7.18-7.39 (m, 5H), 7.57 (s, 1H), 8.46 (s, 1H). Mass spectrum (MALDI-TOF, m/z): Calcd. for C₁₆H₁₅N₃S₄, 378.0 (M+H), found 378.1.

Example 45

4-[4-(2-Chloro-4,5-dimethoxyphenyl)(1,3-thiazol-2-yl)]-5-methylthiothiophene-2-carboxamide

a) Methyl 4-[4-(2-chloro-4,5-dimethoxyphenyl)(1,3-thiazol-2-yl)]-5-methylthiothiophene-2-carboxylate: 2-Chloro-4,5-dimethoxybenzoic acid (0.5 g, 2.3 mmol) and PCl₅ (0.54 g, 2.6 mmol) were placed in a round bottomed flask fitted with a reflux condenser. The mixture was heated in an oil bath at 120 °C for 70 min. The mixture was allowed to cool and the formed phosphorus oxychloride was removed under vacuum to give 0.52 g (96%) of 2-chloro-4,5-dimethoxybenzoyl chloride as a solid. 2-Chloro-4,5-dimethoxybenzoyl chloride (0.52 g, 2.2 mmol) was treated in a manner similar to that for Example 32 step (a) to give 2-bromo-1-(2-chloro-4,5-dimethoxyphenyl) ethan-1-one. The dry solid (0.65 g, 2.2 mmol) was dissolved in acetone (25 ml). To this solution 5-(methoxycarbonyl)-2-(methylthio)-thiophene-3-thiocarboxamide (0.55 g, 2.2 mmol) was added and heated at reflux for 5 h. At this point the solid that precipitated was filtered off and washed with acetone and dried under vacuum to give 0.53 g (54%) of methyl 4-[4-(2-chloro-4,5-dimethoxyphenyl)(1,3-thiazol-2-yl)]-5-methylthiothiophene-2-carboxylate. ¹H-NMR (DMSO-d₆; 300 MHz) δ 2.73 (s, 3H), 3.83 (s, 3H), 3.84 (s, 3H), 3.85 (s, 3H), 7.13 (s, 1H), 7.69 (s, 1H), 8.13 (s, 1H), 8.17 (s, 1H).

b) 4-[4-(2-Chloro-4,5-dimethoxyphenyl)(1,3-thiazol-2-yl)]-5-methylthiophene-2-carboxamide:

Methyl 4-[4-(2-chloro-4,5-dimethoxyphenyl)(1,3-thiazol-2-yl)]-5-methylthiophene-2-carboxylate (0.53 g, 1.2 mmol) as prepared in previous step was treated in a manner similar to that for Example 1, however the product was purified by crystallizing from methanol to give 0.3 g (60%) 4-[4-(2-chloro-4,5-dimethoxyphenyl)(1,3-thiazol-2-yl)]-5-methylthiophene-2-carboxamide as a solid. ¹H-NMR (DMSO-d₆; 300 MHz) δ 2.77 (s, 3H), 3.84 (s, 6H), 7.13 (s, 1H), 7.71 (s, 1H), 8.17 (s, 1H), 8.69 (s, 1H), 9.16 (broad s, 2H), 9.48 (broad s, 2H). Mass spectrum (MALDI-TOF, m/z): Calcd. for C₁₇H₁₆N₃O₂S₃Cl, 426.0 (M+H), found 426.6.

Example 46

4-[(Methylethyl)sulfonyl]-5-methylthiophene-2-carboxamide

Methyl 4-[(methylethyl)sulfonyl]-5-methylthiophene-2-carboxylate (100 mg, Maybridge Chemical Company, Cornwall, UK) was treated in a manner similar to that for Example 1, to give 50 mg of 4-[(methylethyl)sulfonyl]-5-methylthiophene-2-carboxamide. ¹H-NMR (DMSO-d₆; 300 MHz) δ 1.21 (d, J=6.77 Hz, 6H), 2.66 (s, 3H), 3.55 (m, 1H), 7.85 (s, 1H). Mass spectrum (MALDI-TOF, CHCA matrix, m/z): Calcd. for C₉H₁₄N₂O₂S₃, 279.0 (M+H), found 279.3.

20

Example 47

Methyl 2-{3-[2-(5-amidino-2-methylthio-3-thienyl)-1,3-thiazol-4-yl]phenoxy}acetate trifluoroacetate

To a solution of 42 mg (0.094 mmol) of (tert-butoxy)-N-({4-[4-(3-hydroxyphenyl)(1,3-thiazol-2-yl)]-5-methylthio(2-thienyl)}iminomethyl)carboxamide, prepared in a manner similar to Example 40, step (c), in 2 mL of anhydrous *N,N'*-dimethylformamide (DMF) was added potassium iodide (0.006 mmol, 1 mg, Aldrich Chemical Co.), cesium carbonate (0.187 mmol, 61 mg, Aldrich Chemical Co.), and methyl bromoacetate (0.187 mmol, 18 μL, Aldrich Chemical Co.) and heated to 60 °C overnight. The reaction solution was concentrated and purified on a 1 mm silica prep plate eluting with 3% methanol/CH₂Cl₂ to afford 11 mg (23% yield) of methyl 2-{3-[2-(5-[(tert-butoxy)carbonylamino]iminomethyl)-2-methylthio-3-thienyl)-1,3-thiazol-4-

30

yl]phenoxy}acetate which was then subjected to a solution of 50% trifluoroacetic acid/CH₂Cl₂ for 1 h then concentrated and triturated with diethyl ether and dried to afford 7 mg (77% yield) of methyl 2-{3-[2-(5-amidino-2-methylthio-3-thienyl)-1,3-thiazol-4-yl]phenoxy}acetate trifluoroacetate. ¹H-NMR (CD₃OD; 300 MHz) δ 8.51 (s, 1H), 7.92 (s, 1H), 7.66 (m, 2H), 7.34-7.39 (t, 1H), 6.93 (m, 1H), 4.8 (s, 2H) 3.80 (s, 3H), 2.78 (s, 3H). Mass Spectrum (LC-Q ESI, m/z) Calcd. for C₁₈H₁₇N₃O₃S₃: 419.5 (M+H), found 420.3.

Example 48

10 *5-Methylthio-4-[4-(3-[[N-benzylcarbamoyl]methoxy]phenyl)(1,3-thiazol-2-yl)]thiophene-2-carboxamidine trifluoroacetate*

100 mg (0.197 mmol) of 2-{3-[2-(5-[[tert-butoxy)carbonylamino]iminomethyl}-2-methylthio-3-thienyl)-1,3-thiazol-4-yl]phenoxy}acetic acid, as prepared in the previous step, were dissolved in 1 mL of anhydrous DMF and PyBOP (0.396 mmol, 206 mg), benzylamine (0.396 mmol, 42 mg), and diisopropylethylamine (0.494 mmol; 86 μL) were added to the solution and stirred for 18 hrs after which the solution was concentrated and purified on a 2 g silica SPE column and deprotected with 50% trifluoroacetic acid/ methylene chloride to afford 60 mg (67% yield) of 5-methylthio-4-[4-(3-[[N-benzylcarbamoyl]methoxy]phenyl)(1,3-thiazol-2-yl)]thiophene-2-carboxamidine trifluoroacetate. ¹H-NMR (CDCl₃/TFA-d; 300 MHz) δ 8.97 (s, 1H), 7.86 (s, 1H), 7.53 (t, 1H), 7.33 (m, 7H), 7.17 (d, 1H), 4.79 (s, 2H) 4.59 (s, 2H), 2.95 (s, 3H). Mass Spectrum (ESI, m/z) Calcd. for C₂₄H₂₂N₄O₂S₃: 494.6 (M+H), found 495.2.

25

Example 49

4-{4-[3-({N-[(3,4-Dimethoxyphenyl)methyl]carbamoyl}methoxy)phenyl](1,3-thiazol-2-yl)}-5-methylthiothiophene-2-carboxamidine trifluoroacetate

Dissolved 100 mg (0.197 mmol) of 2-{3-[2-(5-[[tert-butoxy)carbonylamino]iminomethyl}-2-methylthio-3-thienyl)-1,3-thiazol-4-yl]phenoxy}acetic acid, prepared in a manner similar to Example 48, step (c), in 1 mL of anhydrous DMF and added PyBOP (0.396 mmol, 206 mg), 3,4-dimethoxybenzylamine (0.396 mmol, 66 mg), and diisopropylethylamine (0.494 mmol; 86 μL) and let stir for 18 hrs after which solution was concentrated and purified on a 2 g silica SPE column and

deprotected with 50% trifluoroacetic acid/ methylene chloride to afford 45 mg (41% yield) 4-
{4-[3-({N-[(3,4-dimethoxyphenyl)methyl]carbamoyl}methoxy)phenyl](1,3-thiazol-2-yl)}-5-
methylthiophene-2-carboxamide trifluoroacetate. ¹H-NMR (CDCl₃/TFA-d: 300 MHz)
δ 8.48 (s, 1H), 7.78 (s, 1H), 7.72 (m, 1H), 7.66 (d, 1H), 7.39 (t, 1H), 7.02 (d, 1H) 4.68 (s,
5 2H), 4.43 (s, 2H), 3.75 (s, 3H). 3.56 (s, 3H). 2.78 (s, 3H). Mass Spectrum (LC-Q ESI, m/z)
Calcd. for C₂₆H₂₆N₄O₄S₃: 554.6 (M+H), found 555.2

Example 50

10 *5-Methylthio-4-[4-[3-({N-[2-(phenylamino)ethyl]carbamoyl}methoxy)phenyl](1,3- thiazol-2-yl)}]thiophene-2-carboxamide trifluoroacetate*

Dissolved 100 mg (0.197 mmol) of 2-{3-[2-(5-{{(tert-
butoxy)carbonylamino]iminomethyl}-2-methylthio-3-thienyl)-1,3-thiazol-4-
yl]phenoxy}acetic acid, prepared in a manner similar to Example 48, step (c), in 1 mL of
15 anhydrous DMF and added PyBOP (0.396 mmol, 206 mg), N-phenylethylenediamine (0.396
mmol, 54 mg), and diisopropylethylamine (0.494 mmol; 86 μL) and let stir for 18 hrs after
which solution was concentrated and purified on a 2 g silica SPE column and deprotected
with 50% trifluoroacetic acid/ methylene chloride to afford 65 mg (63% yield) 5-methylthio-
4-[4-[3-({N-[2-(phenylamino)ethyl]carbamoyl}methoxy)phenyl](1,3-thiazol-2-
20 yl)}]thiophene-2-carboxamide trifluoroacetate ¹H-NMR (CDCl₃/TFA-d; 300 MHz) δ 8.50
(s, 1H), 7.82 (s, 1H), 7.77 (s, 1H), 7.66 (d, 1H), 7.39 (t, 1H), 7.02 (d, 1H) 4.68 (s, 2H), 4.43 (s,
2H), 3.75 (s, 3H). 3.56 (s, 3H). 2.78 (s, 3H). Mass Spectrum (LC-Q ESI, m/z) Calcd. for
C₂₅H₂₅N₅O₂S₃: 523.6 (M+H), found 524.1

25

Example 51

5-Methylthio-4-[4-(3-{{N-(2-morpholin-4-ylethyl)carbamoyl}methoxy}phenyl)(1,3- thiazol-2-yl)}]thiophene-2-carboxamide trifluoroacetate

83 mg (0.164 mmol) of 2-{3-[2-(5-{{(tert-butoxy)carbonylamino]iminomethyl}-2-
30 methylthio-3-thienyl)-1,3-thiazol-4-yl]phenoxy}acetic acid, prepared in a manner similar to
Example 40, step (c), was reacted with 2-morpholin-4-ylethylamine (0.328 mmol, 43 μL) in
a manner similar to Example 48 to afford 46 mg (54% yield) of 5-methylthio-4-[4-(3-{{N-(2-
morpholin-4-ylethyl)carbamoyl}methoxy}phenyl)(1,3-thiazol-2-yl)]thiophene-2-
carboxamide trifluoroacetate. ¹H-NMR (DMSO-d₆, 300 MHz) δ 9.38 (bs, 2H), 9.08 (bs,

2H), 8.61 (s, 1H), 8.45 (t, 1H), 8.27 (s, 1H), 7.72 (m, 2H) 7.45 (t, 1H), 7.02 (d, $J=8$ Hz, 1H), 4.62 (s, 2H), 3.53-3.64 (m, 5H), 3.24-3.38 (m, 5H), 2.80 (s, 3H), 1.1 (t, 2H). Mass Spectrum (ESI, m/z) Calcd. for $C_{23}H_{27}N_5O_3S_3$: 517.6 (M+H), found 518.2.

5

Example 52***5-Methylthio-4-{4-[3-(2-morpholin-4-yl-2-oxoethoxy)phenyl](1,3-thiazol-2-yl)}thiophene-2-carboxamide trifluoroacetate***

73 mg (0.144 mmol) of 2-{3-[2-(5-[(tert-butoxy)carbonylamino]iminomethyl)-2-methylthio-3-thienyl)-1,3-thiazol-4-yl]phenoxy}acetic acid, prepared in a manner similar to Example 48, step (c), was reacted with morpholine (0.288 mmol; 25 μ L) in a manner similar to Example 48 step (b) to afford 50 mg (75% yield) 5-methylthio-4-{4-[3-(2-morpholin-4-yl-2-oxoethoxy)phenyl](1,3-thiazol-2-yl)}thiophene-2-carboxamide trifluoroacetate. 1 H-NMR (DMSO- d_6 /TFA- d ; 300 MHz) δ 9.38 (bs, 1H), 9.08 (bs, 2H), 8.66 (s, 1H), 8.22 (s, 1H), 7.72 (m, 2H) 7.42 (t, 1H), 6.98-7.00 (dd, $J=2.3$ Hz and 8.2 Hz, 1H), 4.95 (s, 2H), 3.53-3.67 (m, 8H), 2.82 (s, 3H). Mass Spectrum (ESI, m/z) Calcd. for $C_{21}H_{22}N_4O_3S_3$: 474.6 (M+H), found 475.2.

15

Example 53

20

5-Methylthio-4-{4-[3-(2-oxo-2-piperazinylethoxy)phenyl](1,3-thiazol-2-yl)}thiophene-2-carboxamide trifluoroacetate

100 mg (0.198 mmol) of 2-{3-[2-(5-[(tert-butoxy)carbonylamino]iminomethyl)-2-methylthio-3-thienyl)-1,3-thiazol-4-yl]phenoxy}acetic acid, prepared in a manner similar to Example 48, step (c), was reacted with tert-butyl piperazinecarboxylate (0.396 mmol; 74 mg) in a manner similar to Example 48, step (b) to afford 40 mg (43% yield) of 5-methylthio-4-{4-[3-(2-oxo-2-piperazinylethoxy)phenyl](1,3-thiazol-2-yl)}thiophene-2-carboxamide trifluoroacetate. 1 H-NMR (DMSO- d_6 /TFA- d ; 300 MHz) δ 8.68 (s, 1H), 8.20(s, 1H), 7.75 (m, 2H) 7.43 (t, 1H), 7.01 (dd, $J=2.3$ Hz and 8.1 Hz, 1H), 5.02 (s, 2H), 3.76 (bs, 4H), 3.17-3.26 (m, 4H). 2.82 (s, 3H). Mass Spectrum (LC-Q ESI, m/z) Calcd. for $C_{21}H_{23}N_5O_2S_3$: 473.6 (M+H), found 474.2.

30

*Example 54**4-[4-(3-[[N-(2-Aminoethyl)carbamoyl]methoxy]phenyl)(1,3-thiazol-2-yl)]-5-methylthiothiophene-2-carboxamide hydrochloride*

5 51 mg (0.101 mmol) of 2-{3-[2-(5-[[tert-butoxy]carbonylamino]iminomethyl)-2-methylthio-3-thienyl)-1,3-thiazol-4-yl]phenoxy}acetic acid, prepared in a manner similar to Example 48, step (c), was reacted with N-(2-aminoethyl)(tert-butoxy)carboxamide (0.202 mmol; 32 mg) in a manner similar to Example 48, step (b) to afford 80 mg (80% yield) of 4-(4-{3-[(N-{2-[(tert-butoxy)carbonylamino]ethyl}carbamoyl)methoxy]phenyl}(1,3-thiazol-2-yl))-5-methylthiothiophene-2-carboxamide which was then deprotected with 4N HCl in dioxane to afford 36 mg (68% yield) of 4-[4-(3-[[N-(2-aminoethyl)carbamoyl]methoxy]phenyl)(1,3-thiazol-2-yl)]-5-methylthiothiophene-2-carboxamide hydrochloride. ¹H-NMR (CD₃OD; 300 MHz) δ 8.55 (s, 1H), 7.95 (s, 1H), 7.73 (m, 2H) 7.41 (t, 1H), 7.05 (m, 1H), 4.80 (s, 2H), 3.51 (m, 2H), 3.13-3.31 (m, 2H), 2.83 (s, 3H). Mass Spectrum (ESI, m/z) Calcd. for C₁₉H₂₁N₅O₂S₃: 447.5 (M+H), found 448.2.

*Example 55**4-(4-{3-[2-(4-Acetylpiperazinyl)-2-oxoethoxy]phenyl}(1,3-thiazol-2-yl))-5-methylthiothiophene-2-carboxamide trifluoroacetate*

20 52 mg (0.103 mmol) of 2-{3-[2-(5-[[tert-butoxy]carbonylamino]iminomethyl)-2-methylthio-3-thienyl)-1,3-thiazol-4-yl]phenoxy}acetic acid, prepared in a manner similar to Example 48, step (c), was reacted with 1-acetyl piperazine (0.154 mmol, 20 mg), 1-hydroxy-7-azabenzotriazole (HOAt) (0.154 mmol, 21 mg), O-(7-azabenzotriazol-1-yl)-1,1,3,3-tetramethyluronium hexafluorophosphate HATU (0.154 mmol, 58 mg) and diisopropylethylamine (0.258 mmol, 44 μL) in DMF to afford crude product which was then purified on 1 mm silica prep plates eluting with 3% methanol/methylene chloride to afford 28 mg (53% yield) of N-{[4-(4-{3-[2-(4-acetylpiperazinyl)-2-oxoethoxy]phenyl}(1,3-thiazol-2-yl))-5-methylthio(2-thienyl)]iminomethyl}(tert-butoxy)carboxamide. This was subsequently reacted with a solution of trifluoroacetic acid: methylene chloride: water (47.5%: 47.5%: 2.5%) for 1 hour, concentrated and purified on a silica SPE column eluting with 15% methanol/methylene chloride to afford 20 mg (80% yield) of 4-(4-{3-[2-(4-acetylpiperazinyl)-2-oxoethoxy]phenyl}(1,3-thiazol-2-yl))-5-methylthiothiophene-2-carboxamide trifluoroacetate. ¹H-NMR (CD₃OD; 300 MHz) δ 8.48 (s, 1H), 7.91 (s, 1H),

7.69 (m, 2H) 7.38 (t, 1H), 6.99 (dd, $J= 2$ Hz and 8.1 Hz, 1H), 4.93 (s, 2H), 3.52-3.67 (m, 8H), 2.78 (s, 3H), 2.12 (s, 3H). Mass Spectrum (ESI, m/z) Calcd. for $C_{23}H_{25}N_5O_3S_3$: 515.6 (M+H), found 516.2.

5

Example 56***4-(4-{3-[2-(4-Methylpiperazinyl)-2-oxoethoxy]phenyl}(1,3-thiazol-2-yl))-5-methylthiophene-2-carboxamidinium trifluoroacetate***

54 mg (0.107 mmol) of 2-{3-[2-(5-{[(tert-butoxy)carbonylamino]iminomethyl}-2-methylthio-3-thienyl)-1,3-thiazol-4-yl]phenoxy}acetic acid, prepared in a manner similar to Example 48, step (c), was reacted with N-methyl piperazine (0.128 mmol, 14 μ L), 1-hydroxy-7-azabenzotriazole (HOAt) (0.128 mmol, 17 mg), O-(7-azabenzotriazol-1-yl)-1,1,3,3-tetramethyluronium hexafluorophosphate) HATU (0.128 mmol, 49 mg) and diisopropylethylamine (0.268 mmol, 56 μ L) in DMF to afford crude product which was then partitioned between methylene chloride and 1N NaOH and washed. The organic layer was obtained and similarly washed with 10 % citric acid and saturated aq. sodium chloride, dried over sodium sulfate and concentrated to a yellow oil. The oil was then purified on 1 mm silica prep plates eluting with 5% methanol/methylene chloride to afford (tert-butoxy)-N-{imino[4-(4-{3-[2-(4-methylpiperazinyl)-2-oxoethoxy]phenyl}(1,3-thiazol-2-yl))-5-methylthio(2-thienyl)]methyl}carboxamide. This was subsequently reacted with a solution of trifluoroacetic acid: methylene chloride: water (47.5%: 47.5%: 2.5%) for 1 hour, concentrated and purified on a silica SPE column eluting with 10-15% methanol/methylene chloride to afford 17 mg (33% yield) of 4-(4-{3-[2-(4-methylpiperazinyl)-2-oxoethoxy]phenyl}(1,3-thiazol-2-yl))-5-methylthiophene-2-carboxamidinium trifluoroacetate. 1 H-NMR (CD_3OD ; 300 MHz) δ 8.52 (s, 1H), 7.91 (s, 1H), 7.69 (m, 2H), 7.38 (t, 1H), 6.98 (dd, $J= 2.0$ Hz and 8.1 Hz, 1H), 4.90 (s, 2H), 3.66 (t, 4H), 2.78 (s, 3H), 2.49-2.57 (m, 4H), 2.35 (s, 3H). Mass Spectrum (ESI, m/z) Calcd. for $C_{22}H_{25}N_5O_2S_3$: 487.6 (M+H), found 488.2

30

Example 57***5-Methylthio-4-[4-(3-{2-oxo-2-[4-benzylpiperazinyl]ethoxy}phenyl)(1,3-thiazol-2-yl)]thiophene-2-carboxamidinium trifluoroacetate***

54 mg (0.107 mmol) of 2-{3-[2-(5-{[(tert-butoxy)carbonylamino]iminomethyl}-2-methylthio-3-thienyl)-1,3-thiazol-4-yl]phenoxy}acetic acid, prepared in a manner similar to

Example 48, step (c), was reacted with N-benzylpiperazine (0.128 mmol, 22 μ L), 1-hydroxy-7-azabenzotriazole (HOAt) (0.128 mmol, 17 mg), O-(7-azabenzotriazol-1-yl)-1,1,3,3-tetramethyluronium hexafluorophosphate) HATU (0.128 mmol, 48 mg) and diisopropylethylamine (0.267 mmol, 50 μ L) in DMF to afford crude product which was then partitioned between methylene chloride and 1N NaOH and washed. The organic layer was obtained and similarly washed with 10% citric acid and saturated aq. sodium chloride, dried over sodium sulfate and concentrated to a yellow oil. The oil was then purified on 1 mm silica prep plates eluting with 5% methanol/methylene chloride to afford (tert-butoxy)-N-(imino{5-methylthio-4-[4-(3-{2-oxo-2-[4-benzylpiperazinyl]ethoxy}phenyl)(1,3-thiazol-2-yl)](2-thienyl)}methyl)carboxamide. This was subsequently reacted with a solution of trifluoroacetic acid: methylene chloride: water (47.5%: 47.5%: 2.5%) for 1 hour, concentrated and purified on a 5 g silica SPE column eluting with 10-15% methanol/methylene chloride to afford 36 mg (60% yield) of 5-methylthio-4-[4-(3-{2-oxo-2-[4-benzylpiperazinyl]ethoxy}phenyl)(1,3-thiazol-2-yl)]thiophene-2-carboxamidine trifluoroacetate. ¹H-NMR (CD₃OD; 300 MHz) δ 8.54 (s, 1H), 7.93 (s, 1H), 7.71 (m, 2H), 7.50 (s, 5H) 7.39 (t, 1H), 6.99 (dd, *J*= 2 Hz and 8.1 Hz, 1H), 4.94 (s, 2H), 4.37 (s, 2H), 3.3 (m, 4H), 2.81 (s, 3H), 2.49-2.57 (m, 4H), 2.35 (s, 3H). Mass (ESI, *m/z*) Calcd. for C₂₈H₂₉N₅O₂S₃: 563.7 (M+H), found 564.3.

20

Example 58

(D,L)- 4-(4-{3-[2-(3-Aminopyrrolidinyl)-2-oxoethoxy]phenyl}(1,3-thiazol-2-yl))-5-methylthiophene-2-carboxamidine trifluoroacetate

41 mg (0.081 mmol) of 2-{3-[2-(5-[(tert-butoxy)carbonylamino]iminomethyl)-2-methylthio-3-thienyl)-1,3-thiazol-4-yl]phenoxy}acetic acid, prepared in a manner similar to Example 48, step (c), was reacted with (D,L) (tert-butoxy)-N-pyrrolidin-3-ylcarboxamide (0.122 mmol, 23 mg), O-(7-azabenzotriazol-1-yl)-1,1,3,3-tetramethyluronium hexafluorophosphate) HATU (0.122 mmol, 46 mg), 1-hydroxy-7-azabenzotriazole (HOAt) (0.122 mmol, 17 mg) and diisopropylethylamine (0.203 mmol, 35 μ L) in a manner similar to Example 56 to afford 20 mg (53% yield) of (D,L)- 4-(4-{3-[2-(3-aminopyrrolidinyl)-2-oxoethoxy]phenyl}(1,3-thiazol-2-yl))-5-methylthiophene-2-carboxamidine trifluoroacetate. ¹H-NMR (CD₃OD; 300 MHz) δ 8.54 (s, 1H), 7.94 (s, 1H), 7.71 (m, 2H), 7.39 (t, 1H), 6.99 (dd, *J*= 2.0 Hz and 8.1 Hz, 1H), 4.85 (s, 2H), 4.37 (s, 2H), 3.60-4.01 (m,

5H), 2.81 (s, 3H), 2.15-2.71 (m, 2H). Mass Spectrum (ESI, m/z) Calcd. for $C_{21}H_{23}N_5O_2S_3$: 473.6 (M+H), found 474.3.

Example 59

5 ***5-Methylthio-4-{4-[3-(2-oxo-2-piperidylethoxy)phenyl](1,3-thiazol-2-yl)}thiophene-2-carboxamide trifluoroacetate***

33 mg (0.065 mmol) of 2-{3-[2-(5-[(tert-butoxy)carbonylamino]iminomethyl)-2-methylthio-3-thienyl)-1,3-thiazol-4-yl]phenoxy}acetic acid, prepared in a manner similar to
10 Example 40, step (c), was reacted with piperidine (0.078 mmol, 8 μ L), O-(7-azabenzotriazol-1-yl)-1,1,3,3-tetramethyluronium hexafluorophosphate) HATU (0.078 mmol, 30 mg), 1-hydroxy-7-azabenzotriazole (HOAt) (0.078 mmol, 11 mg) and diisopropylethylamine (0.163 mmol, 56 μ L) in a manner similar to Example 57 to afford 15 mg (41% yield) of 5-methylthio-4-{4-[3-(2-oxo-2-piperidylethoxy)phenyl](1,3-thiazol-2-yl)}thiophene-2-
15 carboxamide trifluoroacetate. 1 H-NMR (CD_3OD ; 300 MHz) δ 8.54 (s, 1H), 7.92 (s, 1H), 7.69 (m, 2H), 7.35-7.40 (t, 1H), 6.98 (dd, J = 2 Hz and 8.1 Hz, 1H), 4.95 (s, 2H), 3.52-3.60 (m, 4H), 2.80 (s, 3H), 1.57-1.70 (m, 6H). Mass Spectrum (ESI, m/z) Calcd. for $C_{22}H_{24}N_4O_2S_3$: 472.6 (M+H), found 473.2.

20

Example 60

2-(3-{2-[5-(Imino{(4-polystyryloxyphenyl)methoxy}carbonylamino)methyl]-2-methylthio-3-thienyl]-1,3-thiazol-4-yl}phenoxy)acetic acid

2 g (1.86 mmol) of *p*-nitrophenyl carbonate Wang resin (0.93 mmol/g) (Calbiochem-
25 Novabiochem, San Diego, CA) was suspended in 9 mL of a 2:1 mixture of anhydrous DMSO:DMF. 2 g (4.93 mmol) of 2-{3-[2-(5-amidino-2-methylthio-3-thienyl)-1,3-thiazol-4-yl]phenoxy}acetic acid was added to suspension followed by the addition of 1 mL of 1,8-diazabicyclo[5.4.0]undec-7-ene, (DBU, 6.69 mmol) and let shake vigorously for 5 days after which resin was washed thoroughly with DMF, MeOH, and diethyl ether and dried in *vacuo*
30 to afford 2 g of resin-bound 2-{3-[2-(5-amidino-2-methylthio-3-thienyl)-1,3-thiazol-4-yl]phenoxy}acetic acid.

*Example 61**(D,L)-Ethyl 1-(2-{3-[2-(5-amidino-2-methylthio-3-thienyl)-1,3-thiazol-4-yl]phenoxy}acetyl)piperidine-2-carboxylate trifluoroacetate*

5 100 mg (0.093 mmol) of resin-bound 2-{3-[2-(5-amidino-2-methylthio-3-thienyl)-1,3-thiazol-4-yl]phenoxy}acetic acid (0.93 mmol/g), as prepared in a manner similar to Example 60, was suspended in 1 mL of anhydrous DMF. O-(7-azabenzotriazol-1-yl)-1,1,3,3-tetramethyluronium hexafluorophosphate (HATU) (0.5 M, 190 mg), 1-hydroxy-7-azabenzotriazole (HOAt) (0.5 M; 68 mg), ethyl piperidine-2-carboxylate (0.5 M; 78 μ L) and
10 diisopropylethylamine (0.233 mmol, 40 μ L) were added and allowed to shake vigorously for 18 hrs, after which the resin was washed thoroughly with DMF, methanol, methylene chloride, and diethyl ether. After drying, crude product was removed from resin by reaction with a solution of trifluoroacetic acid: methylene chloride: water (47.5%: 47.5%: 2.5%) for 1
15 hour. The solution was filtered and concentrated to a yellow oil. After purification on a 2 g silica SPE column, eluting with a gradient of 3%-10% MeOH/methylene chloride, 15 mg (30% yield) of (D,L)-ethyl 1-(2-{3-[2-(5-amidino-2-methylthio-3-thienyl)-1,3-thiazol-4-yl]phenoxy}acetyl)piperidine-2-carboxylate trifluoroacetate was obtained. Mass Spectrum (ESI, m/z) Calcd. for $C_{25}H_{28}N_4O_4S_3$: 544.70 (M+H), found 545.2

20

*Example 62**5-Methylthio-4-{4-[3-(2-oxo-2-pyrrolidinylethoxy)phenyl](1,3-thiazol-2-yl)}thiophene-2-carboxamide trifluoroacetate*

25 100 mg (0.093 mmol) of resin-bound 2-{3-[2-(5-amidino-2-methylthio-3-thienyl)-1,3-thiazol-4-yl]phenoxy}acetic acid (0.93 mmol/g), as prepared in a manner similar to Example 60, was suspended in 1 mL of anhydrous DMF. O-(7-azabenzotriazol-1-yl)-1,1,3,3-tetramethyluronium hexafluorophosphate (HATU) (0.5 M, 190 mg), 1-hydroxy-7-azabenzotriazole (HOAt) (0.5 M; 68 mg), pyrrolidine (0.5 M; 42 μ L) and
30 diisopropylethylamine (0.233 mmol, 40 μ L) were added and allowed to shake vigorously for 18 hours, after which the resin was washed thoroughly with DMF, methanol, methylene chloride, and diethyl ether. After drying, crude product was removed from resin by reaction with a solution of trifluoroacetic acid: methylene chloride: water (47.5%: 47.5%: 2.5%) for 1 hour. After trituration with diethyl ether and drying, 18 mg (42% yield) of 5-methylthio-4-{4-[3-(2-oxo-2-pyrrolidinylethoxy)phenyl](1,3-thiazol-2-yl)}thiophene-2-carboxamide

trifluoroacetate was obtained. Mass Spectrum (ESI, m/z) Calcd. for $C_{21}H_{22}N_4O_2S_3$: 458.6 (M+H), found 459.2

Example 63

5 ***5-Methylthio-4-[4-(3-{2-oxo-2-[4-benzylpiperidyl]ethoxy}phenyl)(1,3-thiazol-2-yl)]thiophene-2-carboxamide trifluoroacetate***

80 mg (0.074 mmol) of resin-bound 2-{3-[2-(5-amidino-2-methylthio-3-thienyl)-1,3-thiazol-4-yl]phenoxy}acetic acid (0.93 mmol/g), as prepared in a manner similar to Example
10 60, was suspended in 1 mL of anhydrous DMF. O-(7-azabenzotriazol-1-yl)-1,1,3,3-tetramethyluronium hexafluorophosphate) HATU (0.5 M, 190 mg), 1-hydroxy-7-azabenzotriazole (HOAt) (0.5 M; 68 mg), 4-benzyl piperidine (0.5 M; 88 μ L) and diisopropylethylamine (0.185 mmol, 32 μ L) were added and allowed to shake vigorously for 18 hrs, after which the resin was washed thoroughly with DMF, methanol, methylene
15 chloride, and diethyl ether. After drying, crude product was removed from resin by reaction with a solution of trifluoroacetic acid: methylene chloride: water (47.5%: 47.5%: 2.5%) for 1 hour. After trituration with diethyl ether and drying, 17 mg (40% yield) of 5-methylthio-4-[4-(3-{2-oxo-2-[4-benzylpiperidyl]ethoxy}phenyl)(1,3-thiazol-2-yl)]thiophene-2-carboxamide trifluoroacetate was obtained. Mass Spectrum (ESI, m/z) Calcd. for $C_{29}H_{30}N_4O_2S_3$: 562.7
20 (M+H), found 563.3.

Example 64

25 ***(D,L)-4-(4-{3-[2-(3-Methylpiperidyl)-2-oxoethoxy]phenyl}(1,3-thiazol-2-yl))-5-methylthiothiophene-2-carboxamide trifluoroacetate***

80 mg (0.074 mmol) of resin-bound 2-{3-[2-(5-amidino-2-methylthio-3-thienyl)-1,3-thiazol-4-yl]phenoxy}acetic acid (0.93 mmol/g), as prepared in a manner similar to Example
60, was reacted with (+/-)-3-methyl piperidine (0.5 M, 59 μ L) and O-(7-azabenzotriazol-1-yl)-1,1,3,3-tetramethyluronium hexafluorophosphate) HATU (0.5 M, 190 mg), 1-hydroxy-7-
30 azabenzotriazole (HOAt) (0.5 M; 68 mg) and diisopropylethylamine (0.185 mmol, 32 μ L) in 1 mL of anhydrous DMF in a manner similar to Example 63 to afford 10 mg (28% yield) of
4-(4-{3-[2-(3-methylpiperidyl)-2-oxoethoxy]phenyl}(1,3-thiazol-2-yl))-5-methylthiothiophene-2-carboxamide trifluoroacetate. Mass Spectrum (ESI, m/z) Calcd. for $C_{23}H_{26}N_4O_2S_3$: 486.6 (M+H), found 487.3.

*Example 65**4-(4-{3-[2-(4-Methylpiperidyl)-2-oxoethoxy]phenyl}(1,3-thiazol-2-yl))-5-methylthiophene-2-carboxamide trifluoroacetate*

5
80 mg (0.074 mmol) of resin-bound 2-{3-[2-(5-amidino-2-methylthio-3-thienyl)-1,3-thiazol-4-yl]phenoxy}acetic acid (0.93 mmol/g), as prepared in a manner similar to Example 60, was reacted with 4-methyl piperidine (0.5 M, 59 μ L) and O-(7-azabenzotriazol-1-yl)-1,1,3,3-tetramethyluronium hexafluorophosphate) HATU (0.5 M, 190 mg), 1-hydroxy-7-
10 azabenzotriazole (HOAt) (0.5 M; 68 mg) and diisopropylethylamine (0.185 mmol, 32 μ L) in 1 mL of anhydrous DMF in a manner similar to Example 63 to afford 12 mg (33% yield) of 4-(4-{3-[2-(4-methylpiperidyl)-2-oxoethoxy]phenyl}(1,3-thiazol-2-yl))-5-methylthiophene-2-carboxamide trifluoroacetate. Mass Spectrum (ESI, m/z) Calcd. for $C_{23}H_{26}N_4O_2S_3$: 486.6 (M+H), found 487.3.

15

*Example 66**4-(4-{3-[2-(2-Azabicyclo[4.4.0]dec-2-yl)-2-oxoethoxy]phenyl}(1,3-thiazol-2-yl))-5-methylthiophene-2-carboxamide trifluoroacetate*

20 80 mg (0.074 mmol) of resin-bound 2-{3-[2-(5-amidino-2-methylthio-3-thienyl)-1,3-thiazol-4-yl]phenoxy}acetic acid (0.93 mmol/g), as prepared in a manner similar to Example 60, was reacted with decahydroquinoline (0.5 M, 75 μ L) and O-(7-azabenzotriazol-1-yl)-1,1,3,3-tetramethyluronium hexafluorophosphate) HATU (0.5 M, 190 mg), 1-hydroxy-7-azabenzotriazole (HOAt) (0.5 M; 68 mg) and diisopropylethylamine (0.185 mmol, 32 μ L) in
25 1 mL of anhydrous DMF in a manner similar to Example 63 to afford 16 mg (41% yield) of 4-(4-{3-[2-(2-azabicyclo[4.4.0]dec-2-yl)-2-oxoethoxy]phenyl}(1,3-thiazol-2-yl))-5-methylthiophene-2-carboxamide trifluoroacetate. Mass Spectrum (ESI, m/z) Calcd. for $C_{26}H_{30}N_4O_2S_3$: 526.7 (M+H), found 527.2.

30

*Example 67**(D,L)-Ethyl 1-(2-{3-[2-(5-amidino-2-methylthio-3-thienyl)-1,3-thiazol-4-yl]phenoxy}acetyl)piperidine-3-carboxylate trifluoroacetate*

35 80 mg (0.074 mmol) of resin-bound 2-{3-[2-(5-amidino-2-methylthio-3-thienyl)-1,3-thiazol-4-yl]phenoxy}acetic acid (0.93 mmol/g), as prepared in a manner similar to Example

60, was reacted with ethyl nipecotate (0.5 M, 78 μ L) and O-(7-azabenzotriazol-1-yl)-1,1,3,3-tetramethyluronium hexafluorophosphate) HATU (0.5 M, 190 mg), 1-hydroxy-7-azabenzotriazole (HOAt) (0.5 M, 68 mg) and diisopropylethylamine (0.185 mmol, 32 μ L) in 1 mL of anhydrous DMF in a manner similar to Example 63 to afford 18 mg (45% yield) of ethyl 1-(2-{3-[2-(5-amidino-2-methylthio-3-thienyl)-1,3-thiazol-4-yl]phenoxy}acetyl)piperidine-3-carboxylate trifluoroacetate. Mass Spectrum (ESI, m/z) Calcd. for $C_{25}H_{28}N_4O_4S_3$: 545.7 (M+H), found 545.2.

Example 68

10 ***5-Methylthio-4-{4-[3-(2-oxo-2-(1,2,3,4-tetrahydroquinolyl)ethoxy)phenyl](1,3-thiazol-2-yl)}thiophene-2-carboxamide trifluoroacetate***

100 mg (0.093 mmol) of resin-bound 2-{3-[2-(5-amidino-2-methylthio-3-thienyl)-1,3-thiazol-4-yl]phenoxy}acetic acid (0.93 mmol/g), as prepared in a manner similar to Example 60, was reacted with 1,2,3,4-tetrahydroisoquinoline (0.5M) and O-(7-azabenzotriazol-1-yl)-1,1,3,3-tetramethyluronium hexafluorophosphate) HATU (0.5 M, 190 mg), 1-hydroxy-7-azabenzotriazole (HOAt) (0.5 M; 68 mg) and diisopropylethylamine (0.233 mmol, 40 μ L) in 1 mL of anhydrous DMF in a manner similar to Example 63 to afford 20 mg (42% yield) of 5-methylthio-4-{4-[3-(2-oxo-2-(1,2,3,4-tetrahydroquinolyl)ethoxy)phenyl](1,3-thiazol-2-yl)}thiophene-2-carboxamide trifluoroacetate. Mass Spectrum (ESI, m/z) Calcd. for $C_{26}H_{24}N_4O_2S_3$: 520.7 (M+H), found 521.2.

Example 69

25 ***Ethyl 1-(2-{3-[2-(5-amidino-2-methylthio-3-thienyl)-1,3-thiazol-4-yl]phenoxy}acetyl)piperidine-4-carboxylate trifluoroacetate***

100 mg (0.093 mmol) of resin-bound 2-{3-[2-(5-amidino-2-methylthio-3-thienyl)-1,3-thiazol-4-yl]phenoxy}acetic acid (0.93 mmol/g), as prepared in a manner similar to Example 60, was reacted with ethyl isonipecotate (0.5 M, 77 mg) and O-(7-azabenzotriazol-1-yl)-1,1,3,3-tetramethyluronium hexafluorophosphate) HATU (0.5 M, 190 mg), 1-hydroxy-7-azabenzotriazole (HOAt) (0.5 M; 68 mg) and diisopropylethylamine (0.233 mmol, 40 μ L) in 1 mL of anhydrous DMF in a manner similar to Example 63 to afford 21 mg (42% yield) of ethyl 1-(2-{3-[2-(5-amidino-2-methylthio-3-thienyl)-1,3-thiazol-4-

yl]phenoxy}acetyl)piperidine-4-carboxylate trifluoroacetate. Mass Spectrum (ESI, m/z)
Calcd. for $C_{25}H_{28}N_4O_4S_3$: 545.7 (M+H), found 545.3.

Example 70

5 ***4-(4-{3-[2-((3R)-3-Hydroxypiperidyl)-2-oxoethoxy]phenyl}(1,3-thiazol-2-yl))-5-methylthiophene-2-carboxamide trifluoroacetate***

10 100 mg (0.093 mmol) of resin-bound 2-{3-[2-(5-amidino-2-methylthio-3-thienyl)-1,3-thiazol-4-yl]phenoxy}acetic acid (0.93 mmol/g), as prepared in a manner similar to Example
60, was reacted with R-(+)-3-hydroxy piperidine (0.5 M, 69 mg) and O-(7-azabenzotriazol-1-yl)-1,1,3,3-tetramethyluronium hexafluorophosphate) HATU (0.5 M, 190 mg), 1-hydroxy-7-azabenzotriazole (HOAt) (0.5M; 68 mg) and diisopropylethylamine (0.233 mmol, 40 μ L) in 1 mL of anhydrous DMF in a manner similar to Example 63 to afford 16 mg (36% yield) of
15 4-(4-{3-[2-((3R)-3-hydroxypiperidyl)-2-oxoethoxy]phenyl}(1,3-thiazol-2-yl))-5-methylthiophene-2-carboxamide trifluoroacetate. Mass Spectrum (ESI, m/z) Calcd. for $C_{22}H_{23}N_4O_3S_3$: 489.7 (M+H), found 489.2.

Example 71

20 ***D,L-4-(4-{3-[2-(2-Ethylpiperidyl)-2-oxoethoxy]phenyl}(1,3-thiazol-2-yl))-5-methylthiophene-2-carboxamide trifluoroacetate***

100 mg (0.093 mmol) of resin-bound 2-{3-[2-(5-amidino-2-methylthio-3-thienyl)-1,3-thiazol-4-yl]phenoxy}acetic acid (0.93 mmol/g), as prepared in a manner similar to Example 60, was reacted with 2-ethyl piperidine (0.5M) and O-(7-azabenzotriazol-1-yl)-1,1,3,3-tetramethyluronium hexafluorophosphate) HATU (0.5 M, 190 mg), 1-hydroxy-7-azabenzotriazole (HOAt) (0.5M; 68 mg) and diisopropylethylamine (0.233 mmol, 40 μ L) in 1 mL of anhydrous DMF in a manner similar to Example 63 to afford 11 mg (23% yield) of
25 D,L-4-(4-{3-[2-(2-ethylpiperidyl)-2-oxoethoxy]phenyl}(1,3-thiazol-2-yl))-5-methylthiophene-2-carboxamide trifluoroacetate. Mass Spectrum (ESI, m/z) Calcd. for
30 $C_{24}H_{27}N_4O_2S_3$: 501.4 (M+H), found 501.4.

*Example 72**4-(4-{3-[2-((3S)-3-Hydroxypyrrolidinyl)-2-oxoethoxy]phenyl}(1,3-thiazol-2-yl))-5-methylthiothiophene-2-carboxamidine trifluoroacetate*

5 100 mg (0.093 mmol) of resin-bound 2-{3-[2-(5-amidino-2-methylthio-3-thienyl)-1,3-thiazol-4-yl]phenoxy}acetic acid (0.93 mmol/g), as prepared in a manner similar to Example 60, was reacted with R-(-)-3-pyrrolidinol (0.5 M, 62 mg) and O-(7-azabenzotriazol-1-yl)-1,1,3,3-tetramethyluronium hexafluorophosphate) (HATU, 0.5 M, 190 mg), 1-hydroxy-7-azabenzotriazole (HOAt) (0.5M; 68 mg) and
10 diisopropylethylamine (0.233 mmol, 40 μ L) in 1 mL of anhydrous DMF in a manner similar to Example 63 to afford 10 mg (23% yield) of 4-(4-{3-[2-((3S)-3-hydroxypyrrolidinyl)-2-oxoethoxy]phenyl}(1,3-thiazol-2-yl))-5-methylthiothiophene-2-carboxamidine trifluoroacetate. Mass Spectrum (ESI, m/z) Calcd. for $C_{21}H_{22}N_4O_3S_3$: 475.2 (M+H), found 475.2.

15

*Example 73**5-Methylthio-4-(4-{3-[(N-(5,6,7,8-tetrahydronaphthyl)carbamoyl)methoxy]phenyl}(1,3-thiazol-2-yl))thiophene-2-carboxamidine trifluoroacetate*

20

100 mg (0.093 mmol) of resin-bound 2-{3-[2-(5-amidino-2-methylthio-3-thienyl)-1,3-thiazol-4-yl]phenoxy}acetic acid (0.93 mmol/g), as prepared in a manner similar to Example 60, was reacted with 5,6,7,8-tetrahydro-1-naphthylamine (0.5 M, 73 mg) and O-(7-azabenzotriazol-1-yl)-1,1,3,3-tetramethyluronium hexafluorophosphate) (HATU, 0.5 M, 190 mg), 1-hydroxy-7-azabenzotriazole (HOAt) (0.5 M; 68 mg) and diisopropylethylamine (0.233 mmol, 40 μ L) in 1 mL of anhydrous DMF in a manner similar to Example 63 to afford 15 mg (30% yield) of 5-methylthio-4-(4-{3-[(N-(5,6,7,8-tetrahydronaphthyl)carbamoyl)methoxy]phenyl}(1,3-thiazol-2-yl))thiophene-2-carboxamidine trifluoroacetate. Mass Spectrum (ESI, m/z) Calcd. for $C_{27}H_{26}N_4O_2S_3$: 535.2
25
30 (M+H), found 535.3.

*Example 74**D, L-4-[4-(3-{2-[3-(Hydroxymethyl)piperidyl]-2-oxoethoxy}phenyl)(1,3-thiazol-2-yl)]-5-methylthiothiophene-2-carboxamide trifluoroacetate*

5 100 mg (0.093 mmol) of resin-bound 2-{3-[2-(5-amidino-2-methylthio-3-thienyl)-1,3-thiazol-4-yl]phenoxy}acetic acid (0.93 mmol/g), as prepared in a manner similar to Example 60, was reacted with 3-piperidine methanol (0.5 M, 58 mg) and O-(7-azabenzotriazol-1-yl)-1,1,3,3-tetramethyluronium hexafluorophosphate (HATU, 0.5 M, 190 mg), 1-hydroxy-7-azabenzotriazole (HOAt) (0.5M; 68 mg) and
10 diisopropylethylamine (0.233 mmol, 40 μ L in 1 mL of anhydrous DMF in a manner similar to Example 40 to afford to 19 mg (40% yield) of D,L-4-[4-(3-{2-[3-(hydroxymethyl)piperidyl]-2-oxoethoxy}phenyl)(1,3-thiazol-2-yl)]-5-methylthiothiophene-2-carboxamide trifluoroacetate. Mass Spectrum (ESI, m/z)
Calcd. for C₂₃H₂₅N₄O₃S₃: 503.2 (M+H), found 503.2.

15

*Example 75**4-{4-[3-(2-{(2R)-2-[(Phenylamino)methyl]pyrrolidinyl}-2-oxoethoxy)phenyl](1,3-thiazol-2-yl)}-5-methylthiothiophene-2-carboxamide trifluoroacetate*

20 100 mg (0.093 mmol) of resin-bound 2-{3-[2-(5-amidino-2-methylthio-3-thienyl)-1,3-thiazol-4-yl]phenoxy}acetic acid (0.93 mmol/g), as prepared in a manner similar to Example 60, was reacted with (S)-(+)-2-anilino methyl pyrrolidine (0.5 M, 88 mg) and O-(7-azabenzotriazol-1-yl)-1,1,3,3-tetramethyluronium hexafluorophosphate (HATU, 0.5 M, 190 mg), 1-hydroxy-7-azabenzotriazole (HOAt) (0.5M; 68 mg) and diisopropylethylamine (0.233
25 mmol, 40 μ L) in 1 mL of anhydrous DMF in a manner similar to Example 63 to afford 13 mg (25% yield) of 4-{4-[3-(2-{(2R)-2-[(phenylamino)methyl]pyrrolidinyl}-2-oxoethoxy)phenyl](1,3-thiazol-2-yl)}-5-methylthiothiophene-2-carboxamide trifluoroacetate. Mass Spectrum (ESI, m/z) Calcd. for C₂₈H₂₈N₅O₂S₃: 563.8 (M+H), found 564.2.

30

*Example 76**4-[4-(3-{2-[(3R)-3-(Methoxymethyl)pyrrolidinyl]-2-oxoethoxy}phenyl)(1,3-thiazol-2-yl)]-5-methylthiophene-2-carboxamide trifluoroacetate*

5 100 mg (0.093 mmol) of resin-bound 2-{3-[2-(5-amidino-2-methylthio-3-thienyl)-1,3-thiazol-4-yl]phenoxy}acetic acid (0.93 mmol/g), as prepared in a manner similar to Example 60, was reacted with (S)-(+)-2-methoxymethyl pyrrolidine (0.5 M, 58 mg) and O-(7-azabenzotriazol-1-yl)-1,1,3,3-tetramethyluronium hexafluorophosphate) (HATU, 0.5 M, 190 mg), 1-hydroxy-7-azabenzotriazole (HOAt) (0.5M; 68 mg) and diisopropylethylamine (0.233 mmol, 40 μ L) in 1 mL of anhydrous DMF in a manner similar to Example 63 to afford 16 mg (35% yield) of 4-[4-(3-{2-[(3R)-3-(methoxymethyl)pyrrolidinyl]-2-oxoethoxy}phenyl)(1,3-thiazol-2-yl)]-5-methylthiophene-2-carboxamide trifluoroacetate. Mass Spectrum (ESI, m/z) Calcd. for $C_{23}H_{26}N_4O_3S_3$: 503.2 (M+H), found 503.3.

15

*Example 77**1-(2-{3-[2-(5-Amidino-2-methylthio-3-thienyl)-1,3-thiazol-4-yl]phenoxy}acetyl)piperidine-3-carboxamide trifluoroacetate*

20 100 mg (0.093 mmol) of resin-bound 2-{3-[2-(5-amidino-2-methylthio-3-thienyl)-1,3-thiazol-4-yl]phenoxy}acetic acid (0.93 mmol/g), as prepared in a manner similar to Example 60, was reacted with nipecotamide (0.5 M, 64 mg) and O-(7-azabenzotriazol-1-yl)-1,1,3,3-tetramethyluronium hexafluorophosphate) (HATU, 0.5 M, 190 mg), 1-hydroxy-7-azabenzotriazole (HOAt) (0.5M; 68 mg) and diisopropylethylamine (0.233 mmol, 40 μ L) in 1 mL of anhydrous DMF in a manner similar to Example 63 to afford 11 mg (23% yield) 1-(2-{3-[2-(5-amidino-2-methylthio-3-thienyl)-1,3-thiazol-4-yl]phenoxy}acetyl)piperidine-3-carboxamide trifluoroacetate. Mass Spectrum (ESI, m/z) Calcd. for $C_{23}H_{25}N_4O_3S_3$: 516.2 (M+H), found 516.3.

30

*Example 78**5-Methylthio-4-{4-[3-(trifluoromethoxy)phenyl](1,3-thiazol-2-yl)}thiophene-2-carboxamide hydrochloride*

a) *Methyl 5-methylthio-4-{4-[3-(trifluoromethoxy)phenyl](1,3-thiazol-2-yl)}thiophene-2-carboxylate*: 435 mg (1.76 mmol) of methyl 4-(aminothioxomethyl)-5-

35

methylthiothiophene-2-carboxylate was dissolved in 10 mL of reagent grade acetone. 2-bromo-3'-trifluoromethoxy acetophenone, prepared in a manner similar to Example 95, step (a), (1.76 mmol; 497 mg) was added and the solution was allowed to reflux for 3 h. The solution was allowed to cool and concentrated to an oil which was then dissolved in 150 mL of methylene chloride and washed with 50 mL of 10% HCl (aq.) and 50 mL of 2N NaOH (aq.). The organic layer was obtained and dried over magnesium sulfate and concentrated affording 877 mg (90% yield) of a methyl- 5-methylthio-4-{4-[3-(trifluoromethoxy)phenyl](1,3-thiazol-2-yl)}thiophene-2-carboxylate.

b) 5-Methylthio-4-{4-[3-(trifluoromethoxy)phenyl](1,3-thiazol-2-yl)}thiophene-2-carboxamide hydrochloride: To a stirred suspension of 19.4 mmol (1.04 g) of ammonium chloride (Fisher Scientific) in 20 mL of anhydrous toluene (Aldrich Chemical Co.) placed under nitrogen atmosphere at 0 °C, 9.7 mL (19.4 mmol) of 2M trimethylaluminum in toluene (Aldrich Chemical Co.) was added via syringe over 15 min and then let stir at 0 °C for 30 min after which 837 mg (1.94 mmol) of methyl- 5-methylthio-4-{4-[3-(trifluoromethoxy)phenyl](1,3-thiazol-2-yl)}thiophene-2-carboxylate was added to solution and allowed to reflux for 3 h. The reaction mixture was quenched by pouring over a slurry of 10 g of silica in 50 mL of chloroform. The silica was poured onto a sintered glass funnel and washed with ethyl acetate and eluting with a 15% methanol/CH₂Cl₂ solution and concentrated. The crude product was purified on 1 mm silica prep plates eluting with 15% methanol/CH₂Cl₂ and treated with 4N HCl/dioxane to afford 37 mg (5% yield) of 5-methylthio-4-{4-[3-(trifluoromethoxy)phenyl](1,3-thiazol-2-yl)}thiophene-2-carboxamide hydrochloride. ¹H-NMR (DMSO-d₆; 300 MHz) δ 9.43 (bs, 1.9 H), 9.05 (bs, 1.9 H), 8.67 (s, 1H), 8.43 (s, 1H), 8.10 (m, 2H), 7.65 (t, 1H), 7.40 (m, 1H), 2.8 (s, 3H). Mass Spectrum (LCQ-ESI, m/z) Calcd. for C₁₆H₁₂F₃N₃OS₃: 415.5(M+H), found 416.2.

25

Example 79

5-Methylthio-4-(5-phenyl(1,3-oxazol-2-yl))thiophene-2-carboxamide hydrochloride

a) Methyl 5-methylthio-4-[N-(2-oxo-2-phenylethyl)carbamoyl]thiophene-2-carboxylate: To a stirred suspension of 300 mg (1.29 mmol) of 5-(methoxycarbonyl)-2-methylthiothiophene-3-carboxylic acid (as prepared in Example 95) in 10 mL of anhyd CH₂Cl₂ (under a CaSO₄ drying tube) was added 135 mL (1.55 mmol) of oxalyl

30

chloride followed by 30 mL of anhyd DMF. After stirring for 2 h at room temperature, the mixture was concentrated *in vacuo*. The resulting yellow solid was dissolved in 10 mL of anhyd CH₂Cl₂, cooled (0 °C) and 266 mg (1.55 mmol) of 2-aminoacetophenone was added. *N,N*-diisopropylethylamine (DIEA) (756 mL, 4.34 mmol) was added dropwise over 3 min and the mixture stirred for 1 h at room temperature. The mixture was concentrated to an oil and partitioned between 125 mL of EtOAc and 80 mL of 1 M HCl. The aqueous layer was extracted with ethyl acetate (2 x 30 mL) and the combined organic phases were washed with 1 M HCl (60 mL), saturated NaHCO₃ (120 mL), and brine (120 mL) and dried over Na₂SO₄. After removing the solvent *in vacuo*, the residue was recrystallized from MeOH to afford the title compound as a cream-colored powder (314 mg, 70%). ¹H-NMR (300 MHz, DMSO-d₆) δ 8.82 (t, 1H, *J*=6 Hz), 8.43 (s, 1H), 8.02 (d, 2H, *J*=7 Hz), 7.69 (t, 1H, *J*=7 Hz), 7.57 (t, 2H, *J*=7 Hz), 4.72 (d, 2H, *J*=6 Hz), 3.84 (s, 3H) and 2.57 (s, 3H). Mass spectrum (MALDI-TOF, a-cyano-4-hydroxycinnamic acid matrix) calcd. for C₁₆H₁₅NO₄S₂: 372.0 (M + Na). Found: 372.1.

b) Methyl 5-methylthio-4-(5-phenyl(1,3-oxazol-2-yl))thiophene-2-carboxylate: To a cooled (0 °C) solution of 80.1 mg (0.229 mmol) of methyl 5-methylthio-4-[N-(2-oxo-2-phenylethyl)carbamoyl]thiophene-2-carboxylate (as prepared in the previous step) in 2 mL of anhyd DMF was added 26.7 mL (0.286 mmol) of phosphorus oxychloride. After stirring for 20 h at room temperature, the mixture was concentrated *in vacuo*. The resulting yellow solid was recrystallized twice from MeOH to afford the title compound as a beige powder (48.8 mg, 64 %). ¹H-NMR (300 MHz, DMSO-d₆) δ 8.26 (s, 1H), 7.88 (s, 1H), 7.86 (d, 2H, *J*=7 Hz), 7.51 (m, 2H), 7.40 (m, 1H), 3.86 (s, 3H), and 2.79 (s, 3H). Mass spectrum (MALDI-TOF, a-cyano-4-hydroxycinnamic acid matrix) calcd. for C₁₆H₁₃NO₃S₂: 332.0 (M + H). Found: 331.9.

c) 5-Methylthio-4-(5-phenyl(1,3-oxazol-2-yl))thiophene-2-carboxamide hydrochloride: Methyl 5-methylthio-4-(5-phenyl(1,3-oxazol-2-yl))thiophene-2-carboxylate (37.0 mg, 0.112 mmol, as prepared in the previous step) was treated according to the procedure in Example 10, step (b) using 59.9 mg (1.12 mmol) of ammonium chloride in 0.50 mL of toluene and 0.560 mL (1.12 mmol) of 2 M trimethylaluminum in toluene. The resulting residue was chromatographed on a 5 g

silica SPE column (Waters Sep-Pak) with 10% MeOH-CH₂Cl₂ to elute an impurity followed by 20% MeOH-CH₂Cl₂ to give 39 mg of a light yellow glass.

Crystallization from MeOH-MeCN afforded the title compound as a cream-colored solid (33.4 mg, 85 %). ¹H-NMR (300 MHz, DMSO-d₆) δ 9.45 (broad s, 2H), 9.13 (broad s, 2H), 8.72 (s, 1H), 7.93 (s, 1H), 7.84 (d, 2H, *J*=7 Hz), 7.53 (t, 2H, *J*=7 Hz), 7.42 (t, 1H, *J*=7 Hz), and 2.80 (s, 3H). Mass spectrum (MALDI-TOF, α-cyano-4-hydroxycinnamic acid matrix) calcd. for C₁₅H₁₃N₃OS₂: 316.1 (M + H). Found: 316.5.

10

Examples 80 and 81

5-Methylthio-4-(4-phenylimidazol-2-yl)thiophene-2-carboxamidine trifluoroacetate and 5-Methylthio-4-[N-(2-oxo-2-phenylethyl)carbamoyl]thiophene-2-carboxamidine trifluoroacetate

15

Methyl 5-methylthio-4-[N-(2-oxo-2-phenylethyl)carbamoyl]thiophene-2-carboxylate (39.4 mg, 0.100 mmol, as prepared in Example 79, step (a)) was treated according to the procedure in Example 10, step (b) using 64.2 mg (1.20 mmol) of ammonium chloride in 0.2 mL of toluene and 0.600 mL (1.20 mmol) of 2 M trimethylaluminum in toluene. The resulting residue was chromatographed on a 5-g silica SPE column (Waters Sep-Pak) with a gradient of 5-20% MeOH-CH₂Cl₂ to elute an impurity followed by 20% MeOH-CH₂Cl₂ to give a yellow resin. Crystallization from MeOH-Et₂O-MeCN afforded 16 mg of a yellow solid consisting of two products by ¹H-NMR spectra. A portion of the mixture (11 mg) was purified by reverse-phase HPLC (5m C₈ column, 4.6 x 100 mm, gradient 5-100% solvent B over 15 min, solvent A = 0.1% TFA/H₂O, solvent B = 0.1%TFA/MeCN, detection at 215 nm) to afford 6 mg of 5-methylthio-4-(4-phenylimidazol-2-yl)thiophene-2-carboxamidine trifluoroacetate as a colorless glass. ¹H-NMR (300 MHz, CD₃OD) δ 8.23 (s, 1H), 7.80 (s, 1H), 7.79 (d, 2H, *J*=7 Hz), 7.48 (m, 2H), 7.39 (m, 1H), and 2.78 (s, 3H). Mass spectrum (electrospray ionization) calcd. for C₁₅H₁₄N₄S₂: 315.1 (M + H). Found: 315.3. Also isolated was 4 mg of 5-methylthio-4-[N-(2-oxo-2-phenylethyl)carbamoyl]-thiophene-2-carboxamidine trifluoroacetate as a colorless glass. ¹H-NMR (300 MHz, DMSO-d₆) δ 9.30 (broad s, 2H), 8.86 (broad s, 2H), 8.68 (t, 1H, *J*=5.4 Hz), 8.43 (s, 1H), 8.04 (d, 2H, *J*=7 Hz), 7.70 (t, 1H, *J*=7 Hz), 7.58 (t, 2H,

20
25
30

$J=7$ Hz), 4.78 (d, 2H, $J=5.4$ Hz), and 2.63 (s, 3H). Mass spectrum (electrospray ionization) calcd. for $C_{15}H_{15}N_3O_2S_2$: 334.1 (M + H). Found: 334.3.

Example 82

5 **4-(4-Phenyl-1,3-thiazol-2-yl)thiophene-2-carboxamide hydrochloride**

a) 4-Bromothiophene-2-carboxylic acid: To a cooled (0 °C) solution of 10.0 g (47.1 mmol based on 90 % purity) of 4-bromothiophene-2-carbaldehyde (Aldrich Chemical Company, Milwaukee, WI) in 200 mL of t-butanol was added 100 mL of 20
10 % (w/v) NaH_2PO_4 followed by 60 mL (0.566 mol) of 2-methyl-2-butene. Sodium chlorite (70.8 mmol based on 80 % purity) in 60 mL of water was added with stirring. After stirring the two-phase mixture vigorously for 16 h at room temperature, the pH of the aqueous layer was adjusted to 1-2 with 20 % HCl. The layers were separated and the aqueous layer extracted with EtOAc (2 x 120 mL). The combined organic
15 layers were dried (Na_2SO_4) and concentrated *in vacuo* to afford 9.8 g of an off-white solid. Recrystallization from a minimum of MeCN (three crops) gave the title compound as a white solid (9.02 g, 93%). 1H -NMR (300 MHz, $CDCl_3$) δ 7.79 (d, 1H, $J=1.5$ Hz), and 7.55 (d, 1H, $J=1.5$ Hz).

b) Methyl 4-bromothiophene-2-carboxylate: To a cooled (-20 °C) solution of
20 6.02 g (29.1 mmol) of 4-bromothiophene-2-carboxylic acid (as prepared in the previous step) in 100 mL of anhyd MeOH under nitrogen was added 2.55 mL (34.9 mmol) of thionyl chloride dropwise at a rate to keep the temperature below -5 °C (ca. 8-10 min). After stirring for 1 h at room temperature, the mixture was refluxed for 8 h, cooled, and concentrated *in vacuo*. The resulting 6.7 g of pale amber oil was
25 passed through a 150 g pad of silica gel with ca. 600 mL of CH_2Cl_2 (discarding the first 120 mL which contained a minor impurity) to afford, after concentration *in vacuo*, the title compound as a colorless oil (6.11 g, 95 %). 1H -NMR (300 MHz, $CDCl_3$) δ 7.69 (d, 1H, $J=1.5$ Hz), 7.45 (d, 1H, $J=1.5$ Hz), and 3.90 (s, 3H).

c) Methyl 4-cyanothiophene-2-carboxylate: To a solution of 3.82 g (17.3
30 mmol) methyl 4-bromothiophene-2-carboxylate (as prepared in the previous step) in 10 mL of anhyd DMF was added 3.10 g (34.6 mmol) of copper (I) cyanide. The mixture was heated to reflux with stirring for 18 h, cooled and poured into 100 mL of 10 % (w/v) KCN. The mixture was extracted with EtOAc (3 x 60 mL) and the

combined extracts were washed with 150 mL each of water and brine. The dark solution was dried over Na_2SO_4 , treated with decolorizing carbon, filtered and the resulting colorless solution concentrated *in vacuo*. The resulting light yellow solid was recrystallized from MeOH to afford the title compound as a cream-colored solid (1.67 g, 58 %). $^1\text{H-NMR}$ (300 MHz, CDCl_3) δ 8.09 (d, 1H, $J=1.4$ Hz), 7.93 (d, 1H, $J=1.4$ Hz), and 3.93 (s, 3H). IR (film): 2235 and 1712 cm^{-1} .

d) Methyl 4-(aminothioxomethyl)thiophene-2-carboxylate: A solution of 1.32 g (7.89 mmol) of methyl 4-cyanothiophene-2-carboxylate (as prepared in the previous step) in 200 mL of reagent grade MeOH was degassed with nitrogen through a fritted gas dispersion tube for 10 min. Triethylamine (5.50 mL, 39.5 mmol) was added and hydrogen sulfide gas was bubbled into the solution at a vigorous rate for 5 min and then at a minimal rate (as measured through an outlet oil bubbler) for 5 h with stirring. The gas introduction was stopped and the mixture was capped and stirred for 19 h at room temperature. The mixture was concentrated *in vacuo* to a yellow solid which was suspended in 10 mL of EtOH, cooled to -20 $^\circ\text{C}$, and filtered washing with 5 mL of cold (-20 $^\circ\text{C}$) EtOH. The resulting solid was dried under suction followed by high vacuum to afford the title compound as a beige solid (1.31 g, 82 %). $^1\text{H-NMR}$ (300 MHz, DMSO-d_6) δ 9.85 (broad s, 1H), 9.51 (broad s, 1H), 8.50 (d, 1H, $J=1.5$ Hz), 8.28 (d, 1H, $J=1.5$ Hz), and 3.84 (s, 3H).

e) Methyl 4-(4-phenyl-1,3-thiazol-2-yl)thiophene-2-carboxylate: To a solution of 150 mg (0.745 mmol) of methyl 4-(aminothioxomethyl)-thiophene-2-carboxylate (as prepared in the previous step) in 6 mL of acetone was added 148 mg (0.745 mmol) of 2-bromoacetophenone. After refluxing for 2 h, the mixture was concentrated by boiling to a volume of ca. 2 mL. The resulting mixture was cooled (-10 $^\circ\text{C}$) and filtered washing with cold acetone (2 x 0.5 mL). A second crop was obtained from the mother liquors and the combined crops dried to afford the title compound as a beige solid (202 mg, 90 %). $^1\text{H-NMR}$ (300 MHz, DMSO-d_6) δ 8.56 (d, 1H, $J=1.5$ Hz), 8.25 (d, 1H, $J=1.5$ Hz), 8.18 (s, 1H), 8.04 (d, 2H, $J=7$ Hz), 7.48 (t, 2H, $J=7$ Hz), 7.38 (t, 1H, $J=7$ Hz), and 3.89 (s, 3H). Mass spectrum (MALDI-TOF, *o*-cyano-4-hydroxycinnamic acid matrix) calcd. for $\text{C}_{15}\text{H}_{11}\text{NO}_2\text{S}_2$: 302.0 (M + H). Found: 301.8.

f) 4-(4-Phenyl-1,3-thiazol-2-yl)thiophene-2-carboxamide hydrochloride:

Methyl 4-(4-phenyl-1,3-thiazol-2-yl)thiophene-2-carboxylate (160 mg, 0.531 mmol, as prepared in the previous step) was treated according to the procedure in Example 10, step (b) using 284 mg (5.31 mmol) of ammonium chloride in 2.6 mL of toluene and 2.65 mL (5.30 mmol) of 2 M trimethylaluminum in toluene. The resulting light yellow solid was chromatographed on a 10 g silica SPE column (Waters Sep-Pak) with a gradient of 5-20% MeOH-CH₂Cl₂. The resulting pale amber glass was triturated with CH₂Cl₂-MeCN and concentrated *in vacuo* to afford the title compound as a beige solid (68 mg, 45 %). ¹H-NMR (300 MHz, DMSO-d₆) δ 9.51 (broad s, 2H), 9.09 (broad s, 2H), 8.71 (d, 1H, *J*=1.5 Hz), 8.61 (d, 1H, *J*=1.5 Hz), 8.21 (s, 1H), 8.05 (d, 2H, *J*=7 Hz), 7.50 (t, 2H, *J*=7 Hz), and 7.40 (t, 1H, *J*=7 Hz). Mass spectrum (MALDI-TOF, α-cyano-4-hydroxycinnamic acid matrix) calcd. for C₁₄H₁₁N₃S₂: 286.0 (M + H). Found: 286.3.

15

Example 83

5-Methylthio-4-[4-benzyl(1,3-thiazol-2-yl)]thiophene-2-carboxamide hydrochloride

a) Bromo-3-phenylacetone: To a solution of 132 mL (1.00 mmol) of phenylacetyl chloride in 1.0 mL of anhyd MeCN was added 1.05 mL (2.10 mmol) of a 2 M solution of trimethylsilyldiazomethane in hexane. After stirring 1 h at room temperature, the mixture was cooled (0°C) and 300 mL (1.50 mmol) of 30 wt % HBr in acetic acid was added dropwise (gas evolution). After stirring 15 min, the mixture was concentrated *in vacuo* and rapidly chromatographed on a 2 g silica SPE column (Waters Sep-Pak) with 50 % CH₂Cl₂-hexane to afford the title compound as a pale yellow oil (201 mg, 94 %). ¹H-NMR (300 MHz, CDCl₃) δ 7.2-7.4 (m, 5H), 3.95 (s, 2H), 3.92 (s, 2H).

25

b) Methyl 5-methylthio-4-[4-benzyl(1,3-thiazol-2-yl)]thiophene-2-carboxylate: Using a procedure similar to that of Example 10 with 171 mg (0.690 mmol) of methyl 4-(aminothioxomethyl)-5-methylthiothiophene-2-carboxylate (as prepared in Example 82, step (e)) in 4 mL of acetone and 147 mg (0.690 mmol) of 1-bromo-3-phenylacetone (as prepared in the previous step) afforded the title compound as a light tan powder (236 mg, 95 %). ¹H-NMR (300 MHz, DMSO -d₆) δ 8.11 (s,

30

1H), 7.2-7.4 (m, 5H), 4.11 (s, 2H), 3.84 (s, 3H), and 2.72 (s, 3H). Mass spectrum (MALDI-TOF, *a*-cyano-4-hydroxycinnamic acid matrix) calcd. for C₁₇H₁₅NO₂S₃: 362.0 (M + H). Found: 362.3.

5 **c) 5-Methylthio-4-[4-benzyl(1,3-thiazol-2-yl)]thiophene-2-carboxamide hydrochloride:** Methyl 5-methylthio-4-[4-benzyl(1,3-thiazol-2-yl)]thiophene-2-carboxylate (60 mg, 0.166 mmol, as prepared in the previous step) was treated according to the procedure in Example 10, step (b) using 88.8 mg (1.66 mmol) of ammonium chloride in 0.5 mL of toluene and 0.830 mL (5.30 mmol) of 2 M trimethylaluminum in toluene to afford, after trituration from MeOH with Et₂O, the
10 title compound as a yellow solid (38.2 mg, 60 %). ¹H-NMR (300 MHz, CD₃OD) δ 8.43 (s, 1H), 7.16-7.33 (m, 5H), 4.15 (s, 2H), and 2.75 (s, 3H). Mass spectrum (MALDI-TOF, *a*-cyano-4-hydroxycinnamic acid matrix) calcd. for C₁₆H₁₅N₃S₃: 346.0 (M + H). Found: 346.0.

15

Example 84**5-Methylthio-4-(4-phenyl(1,3-oxazol-2-yl))thiophene-2-carboxamide hydrochloride**

20 **a) Methyl 4-[N-(2-hydroxy-1-phenylethyl)carbamoyl]-5-methylthiothiophene-2-carboxylate:** To a stirred suspension of 1.23 g (5.29 mmol) of 5-(methoxycarbonyl)-2-methylthiothiophene-3-carboxylic acid (as prepared in Example 79, step (a)) in 20 mL of anhyd CH₂Cl₂ (under a CaSO₄ drying tube) was added 1.85 mL (21.2 mmol) of oxalyl chloride followed by 30 mL of anhyd DMF. After stirring for 2 h at room temperature, the mixture was concentrated *in vacuo*.
25 The resulting yellow solid was dissolved in 20 mL of anhyd CH₂Cl₂, cooled (0°C) and 1.85 mL of *N,N*-diisopropylethylamine (10.6 mmol) and 1.02 g (7.41 mmol) of phenylglycinol was added and the mixture stirred for 1 h at room temperature. The mixture was concentrated to an oil and partitioned between 200 mL of EtOAc and 200 mL of saturated NaHCO₃. The organic phase was washed with saturated NaHCO₃
30 (200 mL), 10 % (w/v) citric acid, and brine (200 mL), and dried over Na₂SO₄. After removing the solvent *in vacuo*, the residue was chromatographed on a 10 g silica SPE column (Waters Sep-Pak) with a gradient of 0-20 % EtOAc-CH₂Cl₂ to afford the title compound as a light yellow solid (1.26 g, 68 %). ¹H-NMR (300 MHz, CDCl₃) δ 8.00

(s, 1H), 7.30-7.42 (m, 5H), 7.08 (d, 1H, $J=7.2$ Hz), 5.26 (m, 1H), 3.99 (t, 2H, $J=5.4$ Hz), 3.89 (s, 3H), 2.60 (s, 3H), and 2.33 (t, 1H, $J=6.1$ Hz). Mass spectrum (electrospray ionization) calcd. for $C_{16}H_{17}NO_4S_2$: 352.1 (M + H). Found: 352.0.

b) Methyl 5-methylthio-4-[N-(2-oxo-1-phenylethyl)carbamoyl]thiophene-2-carboxylate: To a solution of 505 mg (1.44 mmol) methyl 4-[N-(2-hydroxy-1-phenylethyl)carbamoyl]-5-methylthiothiophene-2-carboxylate (as prepared in the previous step) in 20 mL of anhydrous CH_2Cl_2 was added 856 mg (2.02 mmol) of Dess Martin reagent (Omega Chemical Company, Inc., Levis (Qc) Canada). After stirring in an open flask for 1.5 h at room temperature, the mixture was concentrated *in vacuo*.
10 to ca. 10 % volume and partitioned between 50 mL of EtOAc and 50 mL of saturated $NaHCO_3$ -brine (1:1). The organic phase were washed with brine (200 mL), dried over Na_2SO_4 and concentrated *in vacuo*. Concentrated again from CH_2Cl_2 followed by high vacuum afforded the title compound as a light yellow foam (495 mg, 98 %) which was used in the next step without further purification. 1H -NMR (300 MHz, $CDCl_3$) δ 9.64 (s, 1H), 8.04 (s, 1H), 7.59 (d, 1H, $J=5$ Hz), 7.36-7.46 (m, 5H), 5.76 (d, 1H, $J=5$ Hz), 3.90 (s, 3H), and 2.62 (s, 3H).
15

c) Methyl 5-methylthio-4-(4-phenyl(1,3-oxazol-2-yl))thiophene-2-carboxylate: To a cooled (0°C) solution of 465 mg (1.33 mmol) methyl 5-methylthio-4-[N-(2-oxo-1-phenylethyl)carbamoyl]thiophene-2-carboxylate (as
20 prepared in the previous step) in 6 mL of anhyd DMF was added 186 mL (2.00 mmol) of phosphorus oxychloride. After stirring for 14 h at room temperature, the mixture was treated with 10 mL of saturated $NaHCO_3$ and concentrated to dryness under high vacuum. The resulting residue was partitioned between 80 mL of EtOAc and 60 mL of water. The aqueous layer was extracted with EtOAc (2 x 10 mL) and the combined
25 organic phases washed with brine (60 mL), and dried over Na_2SO_4 . The resulting 406 mg of amber-colored solid was recrystallized from CH_2Cl_2 - Et_2O to remove the majority of a polar impurity as a cream-colored solid. The remaining mother liquors were chromatographed on a 10 g silica SPE column (Waters Sep-Pak) with a gradient of 40-100 % CH_2Cl_2 -hexane and the resulting residue triturated with Et_2O -hexane
30 (2:1)) to afford the title compound as a light beige solid (114 mg, 26 %). 1H -NMR (300 MHz, $CDCl_3$) δ 8.24 (s, 1H), 7.93 (s, 1H), 7.83 (m, 2H), 7.43 (m, 2H), 7.33 (m,

1H), 3.91 (s, 3H), and 2.72 (s, 3H). Mass spectrum (ESI) calcd. for $C_{16}H_{13}NO_3S_2$: 332.0 (M + H). Found: 332.2.

d) 5-Methylthio-4-(4-phenyl(1,3-oxazol-2-yl))thiophene-2-carboxamide hydrochloride: Methyl 5-methylthio-4-(4-phenyl(1,3-oxazol-2-yl))thiophene-2-carboxylate (80.3 mg, 0.242 mmol, as prepared in the previous step) was treated according to the procedure in Example 10, step (b) using 155 mg (2.90 mmol) of ammonium chloride in 1.45 mL of toluene and 1.45 mL (2.90 mmol) of 2 M trimethylaluminum in toluene. The resulting light yellow solid was chromatographed on a 5 g silica SPE column (Waters Sep-Pak) with 10% MeOH- CH_2Cl_2 to give a light yellow resin. Crystallization from MeOH- Et₂O (ca. 1:3) afforded the title compound as a yellow solid (62.2 mg, 82 %). ¹H-NMR (300 MHz, DMSO-*d*₆) δ 9.39 (broad s, 2H), 8.97 (broad s, 2H), 8.78 (s, 1H), 8.60 (s, 1H), 7.89 (d, 2H, *J*=7 Hz), 7.49 (t, 2H, *J*=7 Hz), 7.38 (t, 1H, *J*=7 Hz), and 2.80 (s, 3H). Mass spectrum (ESI) calcd. for $C_{15}H_{13}N_3OS_2$: 316.1 (M + H). Found: 316.2.

15

Example 85

4-[4-(4-hydroxy-3-methoxyphenyl)(1,3-thiazol-2-yl)]-5-methylthiothiophene-2-carboxamide hydrochloride

a) 4-(Chlorocarbonyl)-2-methoxyphenyl acetate: To a stirred suspension of 1.00 g (4.76 mmol) of 4-acetoxy-3-methoxybenzoic acid (Pfaltz and Bauer, Inc.) in 4 mL of anhyd CH_2Cl_2 (under a $CaSO_4$ drying tube) was added 4.15 mL (47.6 mmol) of oxalyl chloride followed by 25 mL of anhyd DMF. After stirring for 4 h at room temperature, the mixture was concentrated *in vacuo* to afford the title compound as light yellow crystals (1.12 g, 103%). ¹H-NMR (300 MHz, $CDCl_3$) δ 7.81 (dd, 1H, *J*=8.4, 2.1 Hz), 7.66 (d, 1H, 2.1 Hz), 7.19 (d, 1H, 8.4 Hz), 3.91 (s, 3H), and 2.35 (s, 3H).

b) 4-(2-Bromoacetyl)-2-methoxyphenyl acetate: To a solution of 1.09 g (4.6 mmol) of 4-(chlorocarbonyl)-2-methoxyphenyl acetate (as prepared in the previous step) in 10 mL of anhyd CH_2Cl_2 was added 10.0 mL (20.0 mmol) of a 2 M solution of trimethylsilyldiazomethane in hexane. After stirring 2 h at room temperature, the mixture was cooled (0 °C) and 3.20 mL (16.0 mmol) of 30 wt % HBr in acetic acid

30

was added dropwise (gas evolution). After stirring 5 min, the mixture was concentrated *in vacuo* and rapidly chromatographed on a 10-g silica SPE column (Waters Sep-Pak) with CH₂Cl₂ to afford the title compound as a light yellow crystalline solid (1.28 g, 97 %). ¹H-NMR (300 MHz, CDCl₃) δ 7.63 (d, 1H, 1.9 Hz), 7.59 (dd, 1H, *J*=8.2, 1.9 Hz), 7.16 (d, 1H, 8.2 Hz), 4.43 (s, 2H), 3.91 (s, 3H), and 2.35 (s, 3H).

c) 2-Methoxy-4-{2-[5-(methoxycarbonyl)-2-methylthio(3-thienyl)](1,3-thiazol-4-yl)}phenyl acetate: Using a procedure similar to that of Example 82, step (e) with 1.00 g (4.04 mmol) of methyl 4-(aminothioxomethyl)-5-methylthiothiophene-2-carboxylate (Maybridge Chemical Company, Cornwall, UK) in 15 mL of reagent acetone and 1.16 g (4.04 mmol) of 4-(2-bromoacetyl)-2-methoxyphenyl acetate (as prepared in the previous step) afforded the title compound as 1.42 g of a yellow solid which, according to the ¹H-NMR spectrum, consisted of a ca. 1:1 mixture of the title compound and the corresponding compound resulting from partial loss of the acetate. ¹H-NMR (300 MHz, DMSO -d₆) δ 8.27 (s, 1H), 8.22 (s, 1H), 8.19 (s, 1H), 8.00 (s, 1H), 7.78 (d, 1H, 1.9 Hz), 7.67 (dd, 1H, *J*=8.2, 1.9 Hz), 7.61 (d, 1H, 1.9 Hz), 7.51 (dd, 1H, *J*=8.2, 1.9 Hz), 7.19 (d, 1H, 8.2 Hz), 6.86 (d, 1H, 8.2 Hz), 8.87 (m, 12H), 2.76 (s, 3H), 2.75 (s, 3H), and 2.28 (s, 3H). Mass spectrum (ESI) calcd. for C₁₉H₁₇NO₅S₃ and C₁₇H₁₅NO₅S₃ 436.0 (M + H) and 394.1 (M + H). Found: 436.1 and 394.2. The mixture was used without further purification in the following step where formation of the amidine involves concomitant removal of the acetate.

d) 4-[4-(4-hydroxy-3-methoxyphenyl)(1,3-thiazol-2-yl)]-5-methylthiothiophene-2-carboxamidinium hydrochloride: A portion of the mixture (500 mg, ca. 1.21 mmol as based on the ¹H-NMR integration) containing the 2-methoxy-4-{2-[5-(methoxycarbonyl)-2-methylthio(3-thienyl)](1,3-thiazol-4-yl)}phenyl acetate (as prepared in the previous step) was treated according to the procedure in Example 10, step (b) using 610 mg (11.4 mmol) of ammonium chloride in 5.7 mL of toluene and 5.70 mL (11.4 mmol) of 2 M trimethylaluminum in toluene. After chromatography of the resulting residue on a 10 g silica SPE column (Waters Sep-Pak) with a gradient of 5-20 % MeOH-CH₂Cl₂ to obtain a yellow glass which was recrystallized from MeOH-CH₂Cl₂ to afford the title compound as a pale yellow solid

(192 mg, 42 %). $^1\text{H-NMR}$ (300 MHz, DMSO- d_6) δ 9.35 (broad s, 2H), 9.27 (s, 1H), 8.97 (broad s, 2H), 8.62 (s, 1H), 8.04 (s, 1H), 7.62 (s, 1H), 7.54 (d, 1H $J=8.2$ Hz), 6.88 (d, 1H, $J=8.2$ Hz), 3.87 (s, 3H), and 2.79 (s, 3H). Mass spectrum (ESI) calcd. for $\text{C}_{16}\text{H}_{15}\text{N}_3\text{O}_2\text{S}_3$: 378.0 (M + H). Found: 378.1.

5

Example 86

4-[4-(3-Hydroxy-4-methoxyphenyl)(1,3-thiazol-2-yl)]-5-methylthiophene-2-carboxamide hydrochloride

10 **a) 3-Acetyloxy-4-methoxybenzoic acid:** To a suspension of 600 mg (3.57 mmol) of 3-hydroxy-4-methoxybenzoic acid (Aldrich Chemical Company, Milwaukee, WI) in 5 mL of anhyd CH_2Cl_2 was added 1.31 mL (7.50 mmol) of *N, N*-diisopropylethylamine and the mixture stirred until homogeneous (ca. 5 min). Acetyl chloride (305 mL, 4.28 mmol) was added dropwise over 2 min followed by 2.0 mg
15 ((0.016 mmol) of 4-dimethylaminopyridine. After stirring at room temperature for 1 h, the mixture was poured into 50 mL of EtOAc and washed with 1 M HCl (3 x 25 mL). The organic phase was extracted with saturated NaHCO_3 (6 x 15 mL) and the combined extracts saturated with solid NaCl and acidified to pH 2 with conc HCl. The resulting suspension was extracted with EtOAc (3 x 20mL) and the combined
20 extracts were dried over Na_2SO_4 and concentrated *in vacuo* to afford the title compound as a light beige powder (463 mg, 62 %). $^1\text{H-NMR}$ (300 MHz, CDCl_3) δ 8.00 (dd, 1H, $J=8.7, 2.0$ Hz), 7.79 (d, 1H, 2.0 Hz), 7.00 (d, 1H, 8.7 Hz), 3.91 (s, 3H), and 2.34 (s, 3H).

25 **b) 3-(Chlorocarbonyl)-6-methoxyphenyl acetate:** Using the procedure in Example 85, step (a), 400 mg (1.90 mmol) of 3-acetyloxy-4-methoxybenzoic acid (as prepared in the previous step) was treated with 663 mL (7.60 mmol) of oxalyl chloride and 25 mL of anhyd DMF for 2 h to afford, after workup, the title compound as a beige crystalline solid which was used in the following step without further purification.

30 **c) 5-(2-Bromoacetyl)-2-methoxyphenyl acetate:** Using the procedure in Example 85, step (b), the entire sample of 3-(chlorocarbonyl)-6-methoxyphenyl acetate (as prepared in the previous step) in 5 mL of anhyd CH_2Cl_2 was treated with 2.09 mL (4.18 mmol) of a 2 M solution of trimethylsilyldiazomethane in hexane and

456 mL (2.28 mmol) of 30 wt % HBr in acetic acid. Chromatography as in Example 85, step (b) followed by recrystallization from CH₂Cl₂-hexane afforded the title compound as a faintly yellow solid (366 mg, 67 %). ¹H-NMR (300 MHz, CDCl₃) δ 7.79 (dd, 1H, *J*=8.6, 2.2 Hz), 7.70 (d, 1H, 2.2 Hz), 7.03 (d, 1H, 8.6 Hz), 4.38 (s, 2H), 3.92 (s, 3H), and 2.34 (s, 3H).

d) 2-Methoxy-5-{2-[5-(methoxycarbonyl)-2-methylthio(3-thienyl)](1,3-thiazol-4-yl)}phenyl acetate: Using a procedure similar to that of Example 82, step (e) with 282 mg (1.14 mmol) of methyl 4-(aminothioxomethyl)-5-methylthiophene-2-carboxylate (Maybridge Chemical Company, Cornwall, UK) in 4 mL of acetone and 3.27 mg (1.14 mmol) of 5-(2-bromoacetyl)-2-methoxyphenyl acetate (as prepared in the previous step) afforded a yellow solid (374 mg) which, according to the ¹H-NMR spectrum, consisted of a 3:7 mixture of the title compound and the corresponding compound resulting from partial loss of the acetate. Mass spectrum (ESI) calcd. for C₁₉H₁₇NO₅S₃ and C₁₇H₁₅NO₃S₃ 436.0 (M + H) and 394.1 (M + H). Found: 436.0 and 394.0. The mixture was used without further purification in the following step where formation of the amidine involves concomitant removal of the acetate.

e) 4-[4-(3-Hydroxy-4-methoxyphenyl)(1,3-thiazol-2-yl)]-5-methylthiophene-2-carboxamidinium hydrochloride: A portion of the mixture (320 mg, ca. 0.788 mmol as based on the ¹H-NMR spectrum) containing the 2-methoxy-5-{2-[5-(methoxycarbonyl)-2-methylthio(3-thienyl)](1,3-thiazol-4-yl)}phenyl acetate (as prepared in the previous step) was treated according to the procedure in Example 10, step (b), using 415 mg (7.76 mmol) of ammonium chloride in 3.5 mL of toluene and 3.88 mL (7.66 mmol) of 2 M trimethylaluminum in toluene. After chromatography of the resulting residue on a 10 g silica SPE column (Waters Sep-Pak) with 10-40 % MeOH-CH₂Cl₂, a light yellow solid was obtained which was dissolved in 45 mL of DMF and filtered to remove silica gel. Concentration under high vacuum and recrystallization from MeOH-Et₂O afforded the title compound as a light tan solid (132 mg, 44 %). ¹H-NMR (300 MHz, DMSO-d₆) δ 9.49 (broad s, 2H), 9.16 (broad s, 2H), 8.67 (s, 1H), 7.98 (s, 1H), 7.5 (obscured m, 3H), 7.00 (obscured d, 1H, *J*=8.3 Hz), 3.82 (s, 3H), and 2.79 (s, 3H). Mass spectrum (ESI) calcd. for C₁₆H₁₅N₃O₂S₃: 378.0 (M + H). Found: 378.1.

Example 87**5-Methylthio-4-(N-phenylcarbamoyl)thiophene-2-carboxamide hydrochloride****5 a) Methyl 5-methylthio-4-(N-phenylcarbamoyl)thiophene-2-carboxylate:**

To 182 mg (0.785 mmol) of 5-(methoxycarbonyl)-2-methylthiothiophene-3-carboxylic acid (as prepared in Example 95) in 4 mL of anhyd CH₂Cl₂ was treated with 275 mL (3.15 mmol) of oxalyl chloride and 6 mL of anhyd DMF for 2 h similar to Example 79, step (a); followed by 206 mL (1.18 mmol) of *N,N*-diisopropylethylamine and 85.9 mL (0.942 mmol) of aniline in 3 mL of anhyd CH₂Cl₂ for 20 min. The mixture was poured into 25 mL of EtOAc and washed with 1 M HCl (2 x 25 mL), saturated NaHCO₃ (2 x 25 mL), and brine (25 mL), and dried over Na₂SO₄. Removal of the solvent *in vacuo*, afforded the pure title compound as a light yellow solid (163 mg, 68 %). ¹H-NMR (300 MHz, CDCl₃) δ 8.23 (broad s, 1H), 8.10 (s, 1H), 7.63 (d, 2H, *J*=7 Hz), 7.36 (t, 2H, *J*=7 Hz), 7.15 (t, 2H, *J*=7 Hz), 3.90 (s, 3H), and 2.64 (s, 3H).

20 b) 5-Methylthio-4-(N-phenylcarbamoyl)thiophene-2-carboxamide hydrochloride: Methyl 5-methylthio-4-(N-phenylcarbamoyl)thiophene-2-carboxylate (60.0 mg, 0.195 mmol, as prepared in the previous step) was treated similarly to the procedure in Example 10, step (b) using 310 mg (5.80 mmol) of ammonium chloride in 2 mL of toluene and 2.90 mL (5.80 mmol) of 2 M trimethylaluminum in toluene for 6 h. Chromatography of the resulting residue on a 2 g silica SPE column (Waters Sep-Pak) with a gradient of 5-20 % MeOH-CH₂Cl₂, followed by crystallization from MeOH-Et₂O afforded the title compound as a beige solid (40.3 mg, 71 %). ¹H-NMR (300 MHz, DMSO-d₆) δ 10.24 (s, 1H), 9.34 (broad s, 2H), 9.05 (broad s, 2H), 8.75 (s, 1H), 7.73 (d, 2H, *J*=8 Hz), 7.36 (t, 2H, *J*=8 Hz), 7.11 (m, 1H), and 2.67 (s, 3H). Mass spectrum (ESI) calcd. for C₁₃H₁₃N₃OS₂: 292.1 (M + H). Found: 292.4.

*Example 88 and 89**5-Methylthio-4-[N-benzylcarbamoyl]thiophene-2-carboxamidiniumhydrochloride and 4-{Imino[benzylamino]methyl}-5-methylthiothiophene-2-carboxamidiniumhydrochloride*

5

a) Methyl 5-methylthio-4-[N-benzylcarbamoyl]thiophene-2-carboxylate:

The identical procedure of Example 87, step (a) was used with 103 mL (0.942 mmol) of benzylamine and the same amounts of all other reagents to afford the title

compound as a light yellow solid (167 mg, 66 %). ¹H-NMR (300 MHz, CDCl₃)

10 δ 7.93 (s, 1H), 7.28-7.38 (m, 5H), 6.58 (broad s, 1H), 4.62 (s, 2H, *J*=5.7 Hz), 3.87 (s, 3H), and 2.60 (s, 3H).

b) 5-Methylthio-4-[N-benzylcarbamoyl]thiophene-2-carboxamidiniumhydrochloride and 4-{Imino[benzylamino]methyl}-5-methylthiothiophene-2-carboxamidiniumhydrochloride:

15 *Methyl 5-methylthio-4-[N-benzylcarbamoyl]thiophene-2-carboxylate* (62.7 mg, 0.195 mmol, as prepared in the previous step) was treated similarly to the procedure in Example 10, step (b) using 310 mg (5.80 mmol) of ammonium chloride in 2 mL of toluene and 2.90 mL (5.80 mmol) of 2 M trimethylaluminum in toluene for 6 h.

20 Chromatography of the resulting residue on a 2 g silica SPE column (Waters Sep-Pak) with a gradient of 5-20 % MeOH-CH₂Cl₂, followed by crystallization from MeOH-Et₂O afforded 5-methylthio-4-[N-benzylcarbamoyl]thiophene-2-carboxamidiniumhydrochloride as a beige solid (21.1 mg, 35 %). ¹H-NMR (300 MHz, DMSO-d₆) δ 7.93 (s, 1H), 7.28-7.38 (m, 5H), 6.58 (broad s, 1H), 4.62 (s, 2H, *J*=5.7 Hz), 3.87 (s, 3H), and 2.60 (s, 3H). Mass spectrum (ESI) calcd. for C₁₄H₁₅N₃OS₂:
25 306.1 (M + H). Found: 306.6.

Also isolated and crystallized from MeOH-Et₂O was the more polar 4-{imino[benzylamino]methyl}-5-methylthiothiophene-2-carboxamidiniumhydrochloride as a beige solid (32.0 mg, 54 %). ¹H-NMR (300 MHz, DMSO-d₆) consistent with desired product as broad mixture of rotomers. Mass spectrum (ESI) calcd. for
30 C₁₄H₁₆N₄S₂: 305.1 (M + H). Found: 305.8.

*Example 90 and 91**4-[N-Methyl-N-benzylcarbamoyl]-5-methylthiophene-2-carboxamide hydrochloride and 4-{Imino[methylbenzylamino]methyl}-5-methylthiophene-2-carboxamide hydrochloride*

5

a) Methyl 4-[N-methyl-N-benzylcarbamoyl]-5-methylthiophene-2-carboxylate: The identical procedure of Example 87, step (a) was used with 122 mL (0.942 mmol) of *N*-benzylmethylamine and the same amounts of all other reagents to afford the title compound as a light yellow solid (169 mg, 64 %). ¹H-NMR (300 MHz, CDCl₃) δ 7.68 (s, 1H), 7.34 (m, 5H), 4.6 (broad m, 2H), 3.86 (s, 3H), 2.91 (m, 3H), and 2.60 (s, 3H).

b) 4-[N-Methyl-N-benzylcarbamoyl]-5-methylthiophene-2-carboxamide hydrochloride and 4-{Imino[methylbenzylamino]methyl}-5-methylthiophene-2-carboxamide hydrochloride: Methyl 4-[N-methyl-N-benzylcarbamoyl]-5-methylthiophene-2-carboxylate (65.4 mg, 0.195 mmol, as prepared in the previous step) was treated similarly to the procedure in Example 10, step (a) using 310 mg (5.80 mmol) of ammonium chloride in 2 mL of toluene and 2.90 mL (5.80 mmol) of 2 M trimethylaluminum in toluene for 6 h.

Chromatography of the resulting residue on a 2 g silica SPE column (Waters Sep-Pak) with a gradient of 5-20 % MeOH-CH₂Cl₂ afforded 4-[N-methyl-N-benzylcarbamoyl]-5-methylthiophene-2-carboxamide hydrochloride as a amber-colored glass (34.3 mg, 55 %). ¹H-NMR (300 MHz, DMSO-d₆) δ 9.32 (broad s, 2H), 9.06 (broad s, 2H), 8.11 (s, 1H), 7.36 (m, 5H), 4.66 (m, 2H), 2.88 (s, 3H) and 2.66 (s, 3H). Mass spectrum (ESI) calcd. for C₁₅H₁₇N₃OS₂: 320.1 (M + H). Found: 320.4.

Also isolated and then crystallized from MeOH-Et₂O was the more polar 4-{imino[methylbenzylamino]methyl}-5-methylthiophene-2-carboxamide hydrochloride as a beige solid (19.8 mg, 32 %). ¹H-NMR (300 MHz, DMSO-d₆) consistent with desired product as broad mixture of rotomers. Mass spectrum (ESI) calcd. for C₁₅H₁₈N₄S₂: 319.1 (M + H). Found: 319.6.

30

*Example 92 and 93**5-Methylthio-4-[N-(2-phenylethyl)carbamoyl]thiophene-2-carboxamide hydrochloride and 4-{Imino[(2-phenylethyl)amino]methyl}-5-methylthiothiophene-2-carboxamide hydrochloride*

5

a) *Methyl 5-methylthio-4-[N-(2-phenylethyl)carbamoyl]thiophene-2-carboxylate*: The identical procedure of Example 87, step (a) was used with 118 mL (0.942 mmol) of phenethylamine and the same amounts of all other reagents to afford the title compound as a light yellow solid (165 mg, 63 %). ¹H-NMR (300 MHz, CDCl₃) δ 7.86 (s, 1H), 7.30-7.35 (m, 5H), 6.44 (m, 1H), 3.87 (s, 3H), 3.70 (q, 2H, J=7 Hz), 2.93 (t, 2H, J=7 Hz), and 2.53 (s, 3H).

10

b) *5-Methylthio-4-[N-(2-phenylethyl)carbamoyl]thiophene-2-carboxamide hydrochloride and 4-{Imino[(2-phenylethyl)amino]methyl}-5-methylthiothiophene-2-carboxamide hydrochloride*: Methyl 5-methylthio-4-[N-(2-

15 phenylethyl)carbamoyl]thiophene-2-carboxylate (65.4 mg, 0.195 mmol, as prepared in the previous step) was treated similarly to the procedure in Example 10, step (a) using 310 mg (5.80 mmol) of ammonium chloride in 2 mL of toluene and 2.90 mL (5.80 mmol) of 2 M trimethylaluminum in toluene for 6 h.

15

Chromatography of the resulting residue on a 2 g silica SPE column (Waters Sep-Pak) with a gradient of 5-20 % MeOH-CH₂Cl₂, followed by crystallization from MeOH-Et₂O afforded 5-methylthio-4-[N-(2-phenylethyl)carbamoyl]thiophene-2-carboxamide hydrochloride as a beige solid (17.4 mg, 28 %). ¹H-NMR (300 MHz, DMSO-d₆) δ 8.8-9.3 (broad m, 4H), 8.48 (m, 1H), 8.35 (s, 1H), 7.26 (m, 5H), 3.44 (m, 2H), 2.82 (t, 3H, J=7.5 Hz), and 2.61 (s, 3H). Mass spectrum (ESI) calcd. for

25 C₁₅H₁₇N₃OS₂: 320.1 (M + H). Found: 320.4.

25

Also isolated and crystallized from MeOH-Et₂O was the more polar 4-{imino[(2-phenylethyl)amino]methyl}-5-methylthiothiophene-2-carboxamide hydrochloride as a beige solid (19.1 mg, 31 %). ¹H-NMR (300 MHz, DMSO-d₆) δ 8.37 (s, 1H), 7.2-7.4 (m, 5H), 3.70 (t, 2H, J=7.6 Hz), 2.96 (t, 2H, J=7.6 Hz), and

30 2.71 (s, 3H). Mass spectrum (ESI) calcd. for C₁₅H₁₈N₄S₂: 319.1 (M + H). Found: 319.5.

30

Example 94**3-Amino-2-aza-3-[5-methylthio-4-(4-phenyl(1,3-thiazol-2-yl))(2-thienyl)]prop-2-enitrile**

5 To 100 mg (0.302 mmol) of 5-methylthio-4-(4-phenyl(1,3-thiazol-2-yl))thiophene-2-carboximidine (as prepared in Example 10, step b) in 3 mL of EtOH was added 29.6 mg (0.604 mmol) of cyanamide as a solution in 0.3 mL of water. The mixture was heated to reflux and 0.302 mL (0.302 mmol) of 1 M aqueous KOH was added. After 3 h, the mixture was cooled (0°C) and filtered washing with ice-cold
10 EtOH. The resulting solid was dried *in vacuo* to afford the title compound as a light yellow powder (78.4 mg, 73 %). ¹H-NMR (300 MHz, DMSO-d₆) δ 9.31 (broad s, 1H), 8.70 (broad s, 1H), 8.63 (s, 1H), 8.19 (s, 1H), 8.09 (d, 2H, *J*=7 Hz), 7.49 (t, 2H, *J*=7 Hz), 7.39 (t, 1H, *J*=7 Hz), and 2.75 (s, 3H). Mass spectrum (MALDI-TOF, α-cyano-4-hydroxycinnamic acid matrix) calcd. for C₁₆H₁₂N₄S₃: 357.0 (M + H). Found:
15 357.1.

Example 95**5-(Methoxycarbonyl)-2-methylthiothiophene-3-carboxylic acid**

Methyl 4-cyano-5-methylthiothiophene-2-carboxylate (2.20 g, 10.3 mmol,
20 Maybridge Chemical Company, Cornwall, UK) and tetrafluorophthalic acid (2.45 g, 10.3 mmol) in an 8-mL sealable pressure tube (Ace Glass Company) with stir bar was heated to 160 °C. The molten mixture was stirred for 4 days, cooled and the resulting residue broken up and extracted by refluxing with 80 mL chloroform. The mixture was cooled, decolorizing carbon (ca. 0.5 g) was added and the mixture filtered
25 (Celite). The resulting solution was extracted with saturated NaHCO₃ (4 x 30 mL) and the combined aqueous extracts acidified to pH 1-2 with conc HCl and filtered to provide a light tan solid. After dissolving the solid in a minimum of 1 M K₂CO₃ (35-40 mL) and filtering (washing with 10-20mL of water) to clarify the solution, it was slowly acidified to pH 6.5-7.0 with stirring and filtered (Celite) to remove a brown
30 precipitate. The pH adjustment and filtration was repeated and the resulting solution was saturated with solid NaCl and acidified to pH 1-2 with conc HCl. The precipitate was filtered, washed with water (3 x 10 mL) and dried over P₂O₅ under high vacuum to afford the title compound as a cream-colored powder (1.24 g, 52 %). ¹H-NMR

(300 MHz, DMSO- d_6) δ 13.14 (broad s, 1H), 7.89 (s, 1H), 3.82 (s, 3H) and 2.64 (s, 3H). Mass spectrum (ESI, negative mode) calcd. for $C_8H_8O_4S_2$: 232.0 (M⁻). Found: 231.7.

5

Example 96***5-Ethylthio-4-(4-phenyl(1,3-thiazol-2-yl))thiophene-2-carboxamidinium hydrochloride 5***

a) Methyl 4-(4-phenyl(1,3-thiazol-2-yl))-5-(methylsulfonyl)thiophene-2-carboxylate: Using the procedure of Example 141, step (a) with 600 mg (1.73 mmol) of methyl 5-methylthio-4-(4-phenyl(1,3-thiazol-2-yl))thiophene-2-carboxylate as prepared in Example 10, step (a) afforded 642 mg (98 %) of the title compound as a light yellow powder. ¹H-NMR (300 MHz, CDCl₃) δ 7.93 (s, 1H), 7.90 (m, 2H), 7.63 (s, 1H), 7.47 (m, 2H), 7.39 (m, 1H), 3.98 (s, 3H) and 3.73 (s, 3H). Mass spectrum (ESI, m/z): calcd. for $C_{16}H_{13}NO_4S_3$ 380.0 (M+H), found 380.2.

15

b) 4-(4-Phenyl)(1,3-thiazol-2-yl))-5-(methylsulfonyl)thiophene-2-carboxamidinium hydrochloride: Using the procedure of Example 141, step (b) with 560 mg (1.48 mmol) methyl 4-[4-(4-chlorophenyl)(1,3-thiazol-2-yl)]-5-(methylsulfonyl)thiophene-2-carboxylate as prepared in the previous step afforded 392 mg (66 %) of the title compound as a off-white solid. ¹H-NMR (300 MHz, DMSO- d_6) δ 9.7 (broad s, 2H), 9.4 (broad s, 2H), 8.58 (s, 1H), 8.43 (s, 1H), 8.02 (d, 2H, $J=7$ Hz), 7.52 (t, 2H, $J=7$ Hz), 7.43 (t, 1H, $J=7$ Hz), and 3.90 (s, 3H). Mass spectrum (ESI, m/z): calcd. for $C_{15}H_{13}N_3O_2S_3$ 364.0 (M+H), found 364.1.

20

c) 5-Ethylthio-4-(4-phenyl(1,3-thiazol-2-yl))thiophene-2-carboxamidinium hydrochloride: Using the procedure of Example 141, step (c) with 23.1 mg (0.0578 mmol) of the 4-(4-phenyl(1,3-thiazol-2-yl))-5-(methylsulfonyl)thiophene-2-carboxamidinium hydrochloride (as prepared in the previous step), 64.1 mL (0.867 mmol) of ethanethiol (in 2 portions over 2 h) and 40.3 mL (0.231 mmol) of DIEA in 3 mL of methanol gave a yellow resin which was chromatographed on a 2 g silica SPE column (Waters Sep-Pak) with a gradient of 0-15 % MeOH-CH₂Cl₂, followed by trituration with CH₂Cl₂ to afford the title compound as an off-white solid (21.7 mg, 98 %). ¹H-NMR (300 MHz, DMSO- d_6) δ 9.45 (broad s, 2H), 9.07 (broad s, 2H), 8.68 (s, 1H), 8.28 (s, 1H), 8.09 (d, 2H, $J=7$ Hz), 7.51 (t, 2H, $J=7$ Hz), 7.40 (t, 1H, $J=7$ Hz),

25

30

3.23 (q, 2H, $J=7$ Hz) and 1.42 (t, 3H, $J=7$ Hz). Mass spectrum (ESI) calcd. for $C_{16}H_{15}N_3S_3$: 346.1 (M+ H). Found: 346.2.

Example 97

5 ***5-Methylthio-4-[4-(phenoxyethyl)(1,3-thiazol-2-yl)]thiophene-2-carboxamide hydrochloride***

a) 3-Bromo-1-phenoxyacetone: To a solution of 6.c (0.050 mmol) of phenoxyacetyl chloride in 250 mL of anhyd MeCN in a 1-dram short vial (Wheaton
10 Glass) was added 50 mL (0.100 mmol) of a 2 M solution of trimethylsilyldiazomethane in hexane and the vial capped with a PTFE-lined cap. After stirring 1 h at room temperature on a vortex shaker, the mixture was cooled (0 °C) and 21 mL (0.105 mmol) of 30 wt % HBr in acetic acid was added dropwise (gas evolution). After vortexing for 10 min, the mixture was concentrated *in vacuo* on a
15 vacuum centrifuge concentrator (Speed-Vac, Savant Instruments, Inc.) to provide an amber-colored oil which was used directly in the following step.

b) Methyl 5-methylthio-4-[4-(phenoxyethyl)(1,3-thiazol-2-yl)]thiophene-2-carboxylate: To the 3-bromo-1-phenoxyacetone (as prepared in the previous step in a 1-dram vial) was added 14.8 mg (0.060 mmol) of methyl 4-(aminothioxomethyl)-5-
20 methylthiothiophene-2-carboxylate (Maybridge Chemical Company, Cornwall, UK) as 1.48 mL of a 10 mg /mL solution in acetone. The vial was tightly capped and placed on a heated platform shaker (Innova model 4080, New Brunswick Scientific Co., Inc.) and vortexed at 55 °C and 250 rpm for 4 h. To the resulting mixture was added 50 mg (0.150 mmol) of diethylaminomethyl-polystyrene resin (Fluka Chemika-
25 Biochemika, 3.0 mmol / g) as 0.50 mL of a 100 mg / mL suspension in acetone and the mixture vortexed briefly. Chloroacetylpolystyrene resin (30 mg, 0.150 mmol, Advanced ChemTech Inc., 5.0 mmol / g) was then added followed by (0.750 mg, 0.005 mmol) NaI as 100 mL of a 7.5 mg / mL solution in acetone. The mixture was again capped tightly and placed on a heated platform shaker and vortexed at 55°C and
30 250 rpm for 22 h. The mixture was filtered through a 2 mL fritted column (BioRad Biospin minicolumn) washing with acetone (2 x 0.5 mL) and MeOH (2 x 0.5 mL) into a 2 dram vial and concentrated on a vacuum centrifuge concentrator to afford 21.0 mg of the title compound as an off-white solid. $^1\text{H-NMR}$ (300 MHz, DMSO- d_6) δ 8.17

(s, 1H), 7.82 (s, 1H), 7.13 (m, 2H), 7.07 (m, 2H), 6.96 (m, 1H), 5.22 (s, 2H), 3.85 (s, 3H), and 2.74 (s, 3H). Mass spectrum (MALDI-TOF, a-cyano-4-hydroxycinnamic acid matrix) calcd. for $C_{17}H_{15}NO_3S_3$: 378.0 (M + H). Found: 378.3.

c) 5-Methylthio-4-[4-(phenoxymethyl)(1,3-thiazol-2-yl)]thiophene-2-

5 *carboxamide hydrochloride*: The methyl 5-methylthio-4-[4-(phenoxymethyl)(1,3-thiazol-2-yl)]thiophene-2-carboxylate (as prepared in the previous step) under nitrogen in a 2 dram vial with a micro magnetic stir bar) was capped with an open-top phenolic cap containing a PTFE-backed silicone septum. A 1 M solution of the reagent freshly prepared from trimethylaluminum and ammonium chloride in toluene according to the
10 procedure in Example 10, step b (0.750 mL, 0.750 mmol) was added by syringe by puncturing the septum once with the needle to allow venting of gas followed by a second puncture to inject the reagent. The vial was placed in an aluminum heating block under nitrogen (Fisher Scientific Dry Bath Incubator fitted with a custom-made nitrogen manifold cover). The manifold was flushed with nitrogen and the reaction
15 stirred by means of a large magnetic stir motor placed inverted on top of the manifold. The reaction was heated to 100 °C for 4 h, and cooled to room temperature over ca. 2 h. The contents of the vial were quenched carefully into 0.5 g of silica gel in 2 mL of CH_2Cl_2 , capped and shaken to homogeneity. The slurry was filtered through a 4-mL fritted column (Isolab microcolumn) into a 2-dram vial washing with CH_2Cl_2 (2 x 1
20 mL), CH_2Cl_2 -MeOH (1:1, 1 x 1 mL) and MeOH (2 x 1 mL) and the filtrate concentrated on a vacuum centrifuge concentrator to a yellow solid. Filtration through a 500 mg silica SPE column (Supelco LC-Si) with 10 % MeOH - CH_2Cl_2 afforded the title compound as a yellow solid (14.8 mg). 1H -NMR (300 MHz, DMSO- d_6) δ 9.45 (d, 2H, $J=8.2$ Hz), 9.11 (d, 2H, $J=8.2$ Hz), 8.97 (broad s, 2H), 8.65
25 (s, 1H), 7.90 (s, 1H), 7.0-7.5 (m, 5H), 5.25 (s, 2H), and 2.79 (s, 3H). Mass spectrum (MALDI-TOF, gentisic acid matrix) calcd. for $C_{17}H_{15}NO_3S_3$: 362.0 (M + H). Found: 361.7.

Examples 98-126

Examples 98-104 were carried out using the procedure of Example 97, steps (b) and (c) using 0.050 mmol of the reagent specified in the table. Examples 105-126 were carried out using the procedure of Example 97, steps (a), (b) and (c) using 0.05 mmol of reagent.

Example	Reagent	Compound	Formula	Mass Spectrum (ESI)	
				Calcd (M+H)	Found
98	1-bromo-pinacolone	4-[4-(tert-butyl)(1,3-thiazol-2-yl)]-5-methylthiophene-2-carboxamide hydrochloride	C ₁₃ H ₁₇ N ₃ S ₃	312.1	312.2
99	4-fluorophenacyl bromide	4-[4-(4-fluorophenyl)(1,3-thiazol-2-yl)]-5-methylthiophene-2-carboxamide hydrochloride	C ₁₅ H ₁₂ F N ₃ S ₃	350.0	350.2
100	4-cyanophenacyl bromide	4-[4-(4-amidinophenyl)(1,3-thiazol-2-yl)]-5-methylthiophene-2-carboxamide hydrochloride	C ₁₆ H ₁₅ N ₅ S ₃	374.1	374.2
101	3-fluorophenacyl bromide	4-[4-(3-fluorophenyl)(1,3-thiazol-2-yl)]-5-methylthiophene-2-carboxamide hydrochloride	C ₁₅ H ₁₂ F N ₃ S ₃	350.0	350.2
102	4-(diethylamino)phenacyl bromide	4-{4-[4-(diethylamino)phenyl](1,3-thiazol-2-yl)}-5-methylthiophene-2-carboxamide hydrochloride	C ₁₉ H ₂₂ N ₄ S ₃	403.1	403.2
103	3-chlorophenacyl bromide	4-[4-(3-chlorophenyl)(1,3-thiazol-2-yl)]-5-methylthiophene-2-carboxamide hydrochloride	C ₁₅ H ₁₂ Cl N ₃ S ₃	366.0	366.1

104	3,4-difluorophenacyl bromide	4-[4-(3,4-difluorophenyl)(1,3-thiazol-2-yl)]-5-methylthiothiophene-2-carboxamide hydrochloride	C15 H11 F2 N3 S3	368.0	368.2
105	2,6-difluorobenzoyl chloride	4-[4-(2,6-difluorophenyl)(1,3-thiazol-2-yl)]-5-methylthiothiophene-2-carboxamide hydrochloride	C15 H11 F2 N3 S3	368.0	368.2
106	4-ethoxybenzoyl chloride	4-[4-(4-ethoxyphenyl)(1,3-thiazol-2-yl)]-5-methylthiothiophene-2-carboxamide hydrochloride	C17 H17 N3 O S3	376.1	376.2
107	4-chlorophenoxyacetyl chloride	4-{4-[(4-chlorophenoxy)methyl](1,3-thiazol-2-yl)}-5-methylthiothiophene-2-carboxamide hydrochloride	C16 H14 Cl N3 O S3	396.0	396.1
108	cyclopentane-carbonyl chloride	4-(4-cyclopentyl(1,3-thiazol-2-yl))-5-methylthiothiophene-2-carboxamide hydrochloride	C14 H17 N3 S3	324.1	324.2
109	1-naphthoyl chloride	5-methylthio-4-(4-naphthyl(1,3-thiazol-2-yl))thiophene-2-carboxamide hydrochloride	C19 H15 N3 S3	382.1	382.2
110	3,5-dichlorobenzoyl chloride	4-[4-(3,5-dichlorophenyl)(1,3-thiazol-2-yl)]-5-methylthiothiophene-2-carboxamide hydrochloride	C15 H11 Cl2 N3 S3	400.0	400.1
111	2,5-difluorobenzoyl chloride	4-[4-(2,5-difluorophenyl)(1,3-thiazol-2-yl)]-5-methylthiothiophene-2-carboxamide hydrochloride	C15 H11 F2 N3 S3	368.0	368.2
112	9-fluorenone-4-carbonyl chloride	5-methylthio-4-[4-(9-oxofluoren-4-yl)(1,3-thiazol-2-yl)]thiophene-2-carboxamide hydrochloride	C22 H15 N3 O S3	434.1	434.2

113	3-methoxyphenyl-acetyl chloride	4-{4-[(3-methoxyphenyl)methyl](1,3-thiazol-2-yl)}-5-methylthiothiophene-2-carboxamide hydrochloride	C17 H17 N3 O S3	376.1	376.2
114	4-methyl valeroyl chloride	4-[4-(3-methylbutyl)(1,3-thiazol-2-yl)]-5-methylthiothiophene-2-carboxamide hydrochloride	C14 H19 N3 S3	326.1	326.2
115	3-(2-chlorophenyl)-5-methylisoxazole-4-carbonyl chloride	4-{4-[3-(2-chlorophenyl)-5-methylisoxazol-4-yl](1,3-thiazol-2-yl)}-5-methylthiothiophene-2-carboxamide hydrochloride	C19 H15 Cl N4 O S3	447.0	447.1
116	4-n-amyloxy-benzoyl chloride	5-methylthio-4-[4-(4-pentyloxyphenyl)(1,3-thiazol-2-yl)]thiophene-2-carboxamide hydrochloride	C20 H23 N3 O S3	418.1	418.2
117	1-(4-chlorophenyl)-1-cyclopentanecarbonyl-chloride	4-{4-[(4-chlorophenyl)-cyclopentyl](1,3-thiazol-2-yl)}-5-methylthiothiophene-2-carboxamide hydrochloride	C20 H20 Cl N3 S3	434.1	434.3
118	4-(trifluoromethoxy)benzoyl chloride	5-methylthio-4-{4-[4-(trifluoromethoxy)phenyl](1,3-thiazol-2-yl)}thiophene-2-carboxamide hydrochloride	C16 H12 F3 N3 O S3	416.0	416.1
119	3-chloro-benzo[b]thiophene-2-carbonyl chloride	4-[4-(3-chlorobenzo[b]thiophen-2-yl)(1,3-thiazol-2-yl)]-5-methylthiothiophene-2-carboxamide hydrochloride	C17 H12 Cl N3 S4	422.0	422.1
120	3-(2-chloro-6-fluorophenyl)-5-methylisoxazole-4-carbonyl chloride	4-{4-[3-(6-chloro-2-fluorophenyl)-5-methylisoxazol-4-yl](1,3-thiazol-2-yl)}-5-methylthiothiophene-2-carboxamide hydrochloride	C19 H14 Cl F N4 O S3	465.0	465.1
121	3-cyanobenzoyl chloride	4-[4-(3-amidinophenyl)(1,3-thiazol-2-yl)]-5-methylthiothiophene-2-carboxamide hydrochloride	C16 H15 N5 S3	374.1	374.7

122	4-methoxyphenyl-acetyl chloride	4-{4-[(4-methoxyphenyl)-methyl](1,3-thiazol-2-yl)}-5-methylthiothiophene-2-carboxamide hydrochloride	C17 H17 N3 O S3	376.1	376.2
123	3-(t-butyl)-1-benzylpyrazole-5-carbonyl chloride	4-{4-[3-(tert-butyl)pyrazol-5-yl](1,3-thiazol-2-yl)}-5-methylthiothiophene-2-carboxamide hydrochloride	C16 H19 N5 S3	378.1	378.2
124	3-(4-chlorophenyl)-2,2-dimethylpropanoyl chloride	5-methylthio-4-[4-(1-methylvinyl)(1,3-thiazol-2-yl)]thiophene-2-carboxamide hydrochloride	C12 H13 N3 S3	296.0	296.2
125	n-(1-naphthalene-sulfonyl)-1-phenylalanyl chloride	5-methylthio-4-(4-{1-[(naphthylsulfonyl)amino]-2-phenylethyl}(1,3-thiazol-2-yl))thiophene-2-carboxamide hydrochloride	C27 H24 N4 O2 S4	565.1	565.1
126	2-bromo-5-methoxybenzoyl chloride	4-[4-(2-bromo-5-methoxyphenyl)(1,3-thiazol-2-yl)]-5-methylthiothiophene-2-carboxamide hydrochloride	C16 H14 Br N3 O S3	440.0	440.2

5

Example 127

a) 1-[3,5-Bis(trifluoromethyl)phenyl]-2-bromoethan-1-one: A stirred suspension of 1 g (3.9 mmol) of 3,5-bis(trifluoromethyl)acetophenone (Lancaster, Windham, NH, USA) in dry methanol (20 mL) and 1 g (15 mmol, 2.6 eq) of poly(4-vinyl pyridinium tribromide) (Aldrich, Milwaukee, WI, USA) was protected from moisture with dry nitrogen, and heated at reflux for 70 min. The polymer was filtered from the cooled solution and washed with methanol and twice with dichloromethane. The solvents were removed *in vacuo* to give 1-[3,5-bis(trifluoromethyl)phenyl]-2-bromoethan-1-one (1.2 g, 92 %). ¹H-NMR (DMSO-d₆; 300 MHz) δ 8.43 (m, 2H), 8.12 (m, 1H), 4.46 (s, 3H).

b) Methyl 4-{4-[3,5-bis(trifluoromethyl)phenyl](1,3-thiazol-2-yl)}-5-methylthiophene-2-carboxylate: A solution of 75 mg (0.3 mmol) of methyl 4-(aminothioxomethyl)-5-methylthiophene-2-carboxylate (Maybridge, Cornwall, UK) was reacted with 101 mg (0.3 mmol) of 1-[3,5-bis(trifluoromethyl)phenyl]-2-bromoethane-1-one in a manner similar Example 8, step (a) to give methyl 4-{4-[3,5-bis(trifluoromethyl)phenyl](1,3-thiazol-2-yl)}-5-methylthiophene-2-carboxylate (7 mg, 5 %) as a solid. ¹H-NMR (DMSO-d₆; 300 MHz) δ 8.75 (s, 1H), 8.73 (m, 2H), 8.29 (s, 1H), 8.13 (m, 1H), 3.87 (s, 3H), 2.79 (s, 3H). Mass spectrum (MALDI-TOF, CHCA matrix, m/z): Calcd. for C₁₈H₁₁NO₂S₃F₆, 484.0 (M+H), found 484.0.

c) 4-{4-[3,5-Bis(trifluoromethyl)phenyl](1,3-thiazol-2-yl)}-5-methylthiophene-2-carboxamide: Methyl 4-[4-3,5-bis(trifluoromethyl)phenyl](1,3-thiazol-2-yl)-5-methylthiophene-2-carboxylate (7 mg, 14.5 mmol) was treated in a manner similar to that for Example 10, step (b), to give 4-{4-[3,5-bis(trifluoromethyl)phenyl](1,3-thiazol-2-yl)}-5-methylthiophene-2-carboxamide (6 mg, 89 %) as a yellow solid. ¹H-NMR (DMSO-d₆; 300 MHz) 8.78 (s, 1H), 8.74 (s, 2H), 8.62 (s, 1H), 8.15 (s, 1H), 2.82 (s, 3H). Mass spectrum (MALDI-TOF, CHCA matrix, m/z): Calcd. for C₁₇H₁₁N₃S₃F₆, 468.0 (M+H), found 468.0.

Example 128

a) 2-Bromo-1-[3-fluoro-5-(trifluoromethyl)phenyl]ethan-1-one: A stirred suspension of 1 g (4.5 mmol) of 3-fluoro-5-(trifluoromethyl)acetophenone (Lancaster, Windham, NH, USA) was treated in a manner similar to that for Example 127, step (a) to give of a 1:1 mixture of 2-bromo-1-[3-fluoro-5-(trifluoromethyl)phenyl]ethan-1-one and dibrominated product (1.6 g, 100%). ¹H-NMR (DMSO-d₆; 300 MHz) δ 8.25-7.52 (m, 6H), 6.54 (s, 1H), 4.42 (s, 2H).

b) Methyl 4-{4-[3-fluoro-5-(trifluoromethyl)phenyl](1,3-thiazol-2-yl)}-5-methylthiophene-2-carboxylate: A solution of 75 mg (0.3 mmol) of methyl 4-(aminothioxomethyl)-5-methylthiophene-2-carboxylate (Maybridge, Cornwall, UK) was reacted with of 86 mg (0.3 mmol) 2-bromo-1-[3-fluoro-5-(trifluoromethyl)phenyl]ethan-1-one in a manner similar to Example 8, step (a) to give, methyl 4-{4-[3-fluoro-5-(trifluoromethyl)phenyl](1,3-thiazol-2-yl)}-5-

methylthiothiophene-2-carboxylate (41 mg, 31 %) as a solid. ¹H-NMR (DMSO-d₆; 300 MHz) δ 8.59 (s, 1H), 8.29 (m, 1H), 8.27 (s, 1H), 8.25 and 8.21 (m, 1H, 1:1 ratio conformers), 7.73 and 7.70 (m, 1H, 1:1 ratio conformers). Mass spectrum (MALDI-TOF, CHCA matrix, m/z): Calcd. for C₁₇H₁₁NO₂S₃F₄, 434.0 (M+H), found 434.0.

5 **c) 4-{4-[3-Fluoro-5-(trifluoromethyl)phenyl](1,3-thiazol-2-yl)}-5-**

methylthiothiophene-2-carboxamide: Methyl 4-{4-[3-fluoro-5-(trifluoromethyl)phenyl](1,3-thiazol-2-yl)}-5-methylthiothiophene-2-carboxylate (40 mg, 0.92 mmol) was treated in a manner similar to that for Example 10, step (b), to give 4-{4-[3-fluoro-5-(trifluoromethyl)phenyl](1,3-thiazol-2-yl)}-5-

10 methylthiothiophene-2-carboxamide (31 mg, 81 %) as a yellow solid. ¹H-NMR (DMSO-d₆; 300 MHz) δ 9.36 (br s, 2H), 9.01 (br s, 2H), 8.68 (s, 1H), 8.63 (s, 1H), 8.30 (m, 1H), 8.25 and 8.22 (m, 1H, 1:1 ratio conformers), 7.75 and 7.73 (m, 1H, 1:1 ratio conformers), 2.82 (s, 3H). Mass spectrum (MALDI-TOF, CHCA matrix, m/z): Calcd. for C₁₆H₁₁N₃S₃F₄, 418.5 (M+H), found 418.0.

15

Example 129

a) 2-Bromo-1-[3-fluoro-5-(trifluoromethyl)phenyl]propan-1-one: A stirred suspension of 1 g (4.5 mmol) of 1-[3-fluoro-5-(trifluoromethyl)phenyl]propan-1-one (Lancaster, Windham, NH, USA) was treated in a manner similar to that for Example 20 127, step (a) to give 2-bromo-1-[3-fluoro-5-(trifluoromethyl)phenyl]propan-1-one (1.33 g, 99 %). ¹H-NMR (DMSO-d₆; 300 MHz) δ 8.07 (m, 1H), 7.92 and 7.89 (m, 1H, 1:1 ratio conformers), 7.57 and 7.55 (m, 1H, 1:1 ratio conformers), 5.20 (q, 1H, J=6.6Hz), 1.93 (d, 3H, J=6.6 Hz).

b) Methyl 4-{4-[3-fluoro-5-(trifluoromethyl)phenyl]-5-methyl(1,3-thiazol-2-yl)}-5-methylthiothiophene-2-carboxylate: A solution of 75 mg (0.3 mmol) of methyl 4-(aminothioxomethyl)-5-methylthiothiophene-2-carboxylate (Maybridge, Cornwall, UK) was reacted with 90 mg (0.3 mmol) of 2-bromo-1-[3-fluoro-5-(trifluoromethyl)phenyl]propan-1-one in a manner similar to Example 8, step (a) to give, methyl 4-{4-[3-fluoro-5-(trifluoromethyl)phenyl]-5-methyl(1,3-thiazol-2-yl)}-5- 25 30 methylthiothiophene-2-carboxylate (31.9 mg, 24 %) as a solid. ¹H-NMR (DMSO-d₆; 300 MHz) δ 8.17 (s, 1H), 7.98 (m, 1H), 7.95 and 7.92 (m, 1H, 1:1 ratio conformers), 7.77 and 7.74 (m, 1H, 1:1 ratio conformers), 3.87 (s, 3H), 2.75 (s, 3H), 2.70 (s, 3H).

Mass spectrum (MALDI-TOF, CHCA matrix, m/z): Calcd. for $C_{18}H_{13}NO_2S_3F_4$, 448.0 (M+H), found 448.0.

c) **4-{4-[3-Fluoro-5-(trifluoromethyl)phenyl]-5-methyl(1,3-thiazol-2-yl)}-5-methylthiophene-2-carboxamide:** Methyl 4-{4-[3-fluoro-5-(trifluoromethyl)phenyl]-5-methyl(1,3-thiazol-2-yl)}-5-methylthiophene-2-carboxylate (30 mg, 0.067 mmol) was treated in a manner similar to that for Example 10, step (b), to give 4-{4-[3-fluoro-5-(trifluoromethyl)phenyl]-5-methyl(1,3-thiazol-2-yl)}-5-methylthiophene-2-carboxamide (32 mg, quantitative yield) as a yellow solid. 1H -NMR (DMSO- d_6 ; 300 MHz) δ 9.42 (br s, 2H), 9.03 (br s, 2H), 8.60 (s, 1H), 7.98 (m, 1H), 7.95 and 7.92 (m, 1H, 1:1 ratio conformers), 7.79 and 7.76 (m, 1H, 1:1 ratio conformers), 2.78 (s, 3H), 2.71 (s, 3H). Mass spectrum (MALDI-TOF, CHCA matrix, m/z): Calcd. for $C_{17}H_{13}N_3S_3F_4$, 432.0 (M+H), found 432.6.

Example 130

a) **1-[3,5-Bis(trifluoromethyl)phenyl]-2-bromopropan-1-one:** A stirred suspension of 1 g (3.7 mmol) of 1-[3,5-bis(trifluoromethyl)phenyl]-propan-1-one (Lancaster, Windham, NJ, USA) treated in a manner similar to that for Example 127, step (a) to give 2-bromo-1-[3-fluoro-5-(trifluoromethyl)phenyl]propan-1-one (1.1 g, 86 %). 1H -NMR (DMSO- d_6 ; 300 MHz) δ 8.46 (m, 2H), 8.09 (m, 1), 5.26 (q, 1H, $J=6.6$ Hz), 1.96 (d, 3H, $J=6.5$ Hz). Mass spectrum (MALDI-TOF, CHCA matrix, m/z): Calcd. for $C_{11}H_7OBrF_6$, 349.0 (M+H), found 348.9.

b) **Methyl 4-{4-[3,5-bis(trifluoromethyl)phenyl]-5-methyl(1,3-thiazol-2-yl)}-5-methylthiophene-2-carboxylate:** A solution of 75 mg (0.3 mmol) of methyl 4-(aminothioxomethyl)-5-methylthiophene-2-carboxylate (Maybridge, Cornwall, UK) was reacted with 105 mg 1-[3,5-Bis(trifluoromethyl)phenyl]-2-bromopropan-1-one in a manner similar to Example 8, step (a) to give, after preparative thin-layer chromatography purification, methyl 4-{4-[3,5-bis(trifluoromethyl)phenyl]-5-methyl(1,3-thiazol-2-yl)}-5-methylthiophene-2-carboxylate (16.2 mg, 11 %) as a solid. 1H -NMR (DMSO- d_6 ; 300 MHz) δ 8.41 (m, 2H), 8.18 (m, 2H), 3.86 (s, 3H), 2.75 (s, 3H), 2.71 (s, 3H). Mass spectrum (MALDI-TOF, CHCA matrix, m/z): Calcd. for $C_{19}H_{13}NO_2S_3F_6$, 498.0 (M+H), found 497.6.

c) **4-{4-[3,5-Bis(trifluoromethyl)phenyl]-5-methyl(1,3-thiazol-2-yl)}-5-methylthiothiophene-2-carboxamide:** Methyl 4-{4-[3,5-bis(trifluoromethyl)phenyl]-5-methyl(1,3-thiazol-2-yl)}-5-methylthiothiophene-2-carboxylate (15 mg, 0.031 mmol) was treated in a manner similar to that for Example 10, step (b), to give 4-{4-[3,5-bis(trifluoromethyl)phenyl]-5-methyl(1,3-thiazol-2-yl)}-5-methylthiothiophene-2-carboxamide (13 mg, 88 %) as a yellow solid. ¹H-NMR (DMSO-d₆; 300 MHz) δ 9.39 (br s, 2H), 8.94 (br s, 2H), 8.58 (s, 1H), 8.40 (m, 2H), 8.19 (m, 1H), 2.79 (s, 3H), 2.73 (s, 3H). Mass spectrum (MALDI-TOF, CHCA matrix, m/z): Calcd. for C₁₈H₁₃N₃S₃F₆, 482.0 (M+H), found 482.5.

10

Example 131

a) **2-Bromo-1,2-diphenylethan-1-one:** A stirred suspension of 0.2 g (1 mmol) of deoxybenzoin was treated in a manner similar to that for Example 127, step (a) to give 2-bromo-1,2-diphenylethan-1-one (270 mg, 98 %). ¹H-NMR (DMSO-d₆; 300 MHz) δ 8.10-8.06 (m, 2H), 7.95-7.31 (m, 8H), 7.21 (s, 1H).

15

b) **Methyl 4-(4,5-diphenyl(1,3-thiazol-2-yl))-5-methylthiothiophene-2-carboxylate:** A solution of 75 mg (0.3 mmol) of methyl 4-(aminothioxomethyl)-5-methylthiothiophene-2-carboxylate (Maybridge, Cornwall, UK) was reacted with 92 mg, 0.3 mmol) of 2-bromo-1,2-diphenylethan-1-one in a manner similar to Example 8, step (a) to give, after preparative thin-layer chromatography purification, methyl 4-(4,5-diphenyl(1,3-thiazol-2-yl))-5-methylthiothiophene-2-carboxylate (9 mg, 7 %) as a solid. ¹H-NMR (DMSO-d₆; 300 MHz) δ 8.94 (br s, 0.4H), 8.66 (s, 1H), 8.60 (br s, 0.3 H), 8.08 (s, 1H), 7.93 and 7.20 (AB quartet, 2H, J=8.7 Hz), 7.68 and 7.35 (AB quartet, 2H, J=8.2 Hz), 2.77 (s, 3H), 2.33 (s, 3H). Mass spectrum (MALDI-TOF, CHCA matrix, m/z): Calcd. for C₂₂H₁₇NO₂S₃, 424.0 (M+H), found 424.3.

20

25

c) **4-(4,5-Diphenyl(1,3-thiazol-2-yl))-5-methylthiothiophene-2-carboxamide:** Methyl 4-(4,5-diphenyl(1,3-thiazol-2-yl))-5-methylthiothiophene-2-carboxylate (9 mg, 0.021 mmol) was treated in a manner similar to that for Example 10, step (b), to give 4-(4,5-diphenyl(1,3-thiazol-2-yl))-5-methylthiothiophene-2-carboxamide (3 mg, 35 %) as a brown oil. Mass spectrum (MALDI-TOF, CHCA matrix, m/z): Calcd. for C₂₁H₁₇N₃S₃, 408.1 (M+H), found 408.0.

30

Example 132**a) Methyl 4-(4-benzo[b]thiophen-2-yl(1,3-thiazol-2-yl))-5-**

methylthiothiophene-2-carboxylate: A solution of 75 mg (0.3 mmol) of methyl 4-(aminothioxomethyl)-5-methylthiothiophene-2-carboxylate was reacted with 77 mg
5 (0.3 mmol) of 3-bromoacetylbenzo[b]thiophene (Maybridge, Cornwall, UK) in a manner similar to Example 8, step (a) to give, after preparative thin-layer chromatography purification, methyl 4-(4-benzo[b]thiophen-2-yl(1,3-thiazol-2-yl))-5-methylthiothiophene-2-carboxylate (28 mg, 23 %) as a solid. ¹H-NMR (DMSO-d₆; 300 MHz) δ 8.63 (d, 1H, J=7.4 Hz), 8.30 (s, 1H), 8.25 (s, 1H), 8.22 (s, 1H), 7.53-7.46
10 (m, 2H), 3.87 (s, 3H), 2.78 (s, 3H).

b) 4-(4-Benzo[b]thiophen-2-yl(1,3-thiazol-2-yl))-5-methylthiothiophene-2-

carboxamidine: Methyl 4-(4-benzo[b]thiophen-2-yl(1,3-thiazol-2-yl))-5-methylthiothiophene-2-carboxylate (28 mg, 0.69 mmol) was treated in a manner similar to that for Example 10, step (b), to give 4-(4-benzo[b]thiophen-2-yl(1,3-thiazol-2-yl))-5-methylthiothiophene-2-carboxamidine (17 mg, 64 %) as a brown
15 solid. ¹H-NMR (DMSO-d₆; 300 MHz) δ 9.22 (br s, 4H), 8.68 (s, 1H), 8.66 (d, 1H, J=7.6 Hz), 8.30 (s, 1H), 8.25 (s, 1H), 8.10 (d, 1H, J=7.3 Hz), 7.55-7.45 (m, 2H), 2.81 (s, 3H). Mass spectrum (MALDI-TOF, GA matrix, m/z): Calcd. for C₁₇H₁₃N₃S₄, 388.0 (M+H), found 388.2.

20

Example 133**a) Methyl 4-(4-benzo[d]benzo[3,4-b]furan-3-yl(1,3-thiazol-2-yl))-5-**

methylthiothiophene-2-carboxylate: A solution of 75 mg (0.3 mmol) of methyl 4-(aminothioxomethyl)-5-methylthiothiophene-2-carboxylate (Maybridge, Cornwall,
25 UK) was reacted with 86 mg (0.3 mmol) of 2-(bromoacetyl)-dibenzofuran (Aldrich, Milwaukee, WI, USA) in a manner similar to Example 8, step (a) to give, after preparative thin-layer chromatography purification, methyl 4-(4,5-diphenyl(1,3-thiazol-2-yl))-5-methylthiothiophene-2-carboxylate (45 mg, 36 %) as a solid. ¹H-NMR (DMSO-d₆; 300 MHz) δ 8.83-7.44 (m, 7H), 8.29 (s, 1H), 8.27 (s, 1 H), 3.88 (s,
30 3H), 2.80 (s, 3H). Mass spectrum (MALDI-TOF, CHCA matrix, m/z): Calcd. for C₂₂H₁₅NO₃S₃, 438.0 (M+H), found 438.5.

b) 4-4-Benzo[d]benzo[3,4-b]furan-3-yl(1,3-thiazol-2-yl))-5-

methylthiothiophene-2-carboxamide: Methyl 4-(4-benzo[d]benzo[3,4-b]furan-3-yl(1,3-thiazol-2-yl))-5-methylthiothiophene-2-carboxylate (45 mg, 0.11 mmol) was treated in a manner similar to that for Example 10, step (b), to give 4-4-
5 benzo[d]benzo[3,4-b]furan-3-yl(1,3-thiazol-2-yl))-5-methylthiothiophene-2-carboxamide (16.8 mg, 36 %) as a yellow solid. ¹H-NMR (DMSO-d₆; 300 MHz) δ 9.72-9.10 (m, 3H), 8.84 - 7.31 (m, 9H), 2.84 (s, 3H). Mass spectrum (MALDI-TOF, CHCA matrix, m/z): Calcd. for C₂₁H₁₅N₃OS₃, 422.0 (M+H), found 421.9.

10

Example 134**a) Methyl 4-(4-(4-nitrophenyl)(1,3-thiazol-2-yl))-5-methylthiothiophene-2-**

carboxylate: A solution of 1 g (4 mmol) of methyl 4-(aminothioxomethyl)-5-methylthiothiophene-2-carboxylate (Maybridge, Cornwall, UK) was reacted with 987 mg (4 mmol) of 2-bromo-4'-nitroacetophenone in a manner similar to Example 8, step
15 (a) to give methyl 4-(4-(4-nitrophenyl)(1,3-thiazol-2-yl))-5-methylthiothiophene-2-carboxylate (1.7 g, quantitative yield) as a brown solid. ¹H-NMR (DMSO-d₆; 300 MHz) δ 8.57 (s, 1H), 8.34 (s, 4H), 8.25 (s, 1H), 3.94 (s, 3H), 3.81 (s, 3H). Mass spectrum (MALDI-TOF, CHCA matrix, m/z): Calcd. for C₁₆H₁₂N₂O₄S₃ 393.0 (M+H), found 392.8.

20

b) Methyl 4-(4-(4-aminophenyl)(1,3-thiazol-2-yl))-5-methylthiothiophene-2-

carboxylate: Methyl 4-(4-(4-nitrophenyl)(1,3-thiazol-2-yl))-5-methylthiothiophene-2-carboxylate (800 mg, 2 mmol) was dissolved in 150 mL tetrahydrofuran and treated with 20 % titanium chloride solution (Fisher Scientific, Pittsburgh, PA, USA) for 1 h.

25

The mixture was poured into 2 M sodium hydroxide solution (100 mL), extracted with dichloromethane (4 x 50 mL). The combined organic layers were washed with saturated brine solution and dried over anhydrous sodium sulfate. The solid was filtered off, and the solvent removed *in vacuo*. This material was purified by column chromatography on silica gel (30 g) eluting with dichloromethane:methanol 98/2 (v:v) to give methyl 4-(4-(4-aminophenyl)(1,3-thiazol-2-yl))-5-methylthiothiophene-2-
30 carboxylate (500 mg, 69 %) as a solid. ¹H-NMR (DMSO-d₆; 300 MHz) δ 8.17 (s, 1H), 7.77 (s, 1H), 7.74 and 6.62 (AB quartet, 2H, J=8.6 Hz), 5.35 (s, 2H), 3.86 (s,

3H), 2.74 (s, 3H).). Mass spectrum (MALDI-TOF, CHCA matrix, m/z): Calcd. for $C_{16}H_{14}N_2O_2S_3$ 363.0 (M+H), found 362.4.

c) Methyl 4-(4-{4-[(methylsulfonyl)amino]phenyl}(1,3-thiazol-2-yl))-5-methylthiothiophene-2-carboxylate: Methyl 4-(4-(4-aminophenyl)(1,3-thiazol-2-

5 yl))-5-methylthiothiophene-2-carboxylate (200 mg, 0.55 mmol) was dissolved in dry dichloromethane (20 mL). To this, *N*-methyl morpholine (150 μ L, 1.38 mmol) and dimethylaminopyridine (6.1 mg, 0.055 mmol) were added, the mixture was cooled on an ice bath, and methanesulfonyl chloride (43 μ L, 0.55 mmol) was added dropwise.

The mixture was then stirred for 8 days at room temperature. The mixture was

10 partitioned between saturated sodium bicarbonate (50 mL) and dichloromethane (20 mL). The aqueous layer was extracted with dichloromethane (3 x 20 mL), and the combined organic layers were washed with saturated sodium bicarbonate (20 mL), brine (2 x 20 mL), and dried over anhydrous sodium sulfate. The solvent was

15 removed *in vacuo*. Column chromatography on silica gel (100 g) eluting with dichloromethane:methanol 99/1 (v:v), gave methyl 4-(4-{4-

[(methylsulfonyl)amino]phenyl}(1,3-thiazol-2-yl))-5-methylthiothiophene-2-

carboxylate (155 mg, 64 %) as a solid. $^1\text{H-NMR}$ (DMSO- d_6 ; 300 MHz) δ 9.92 (s,

1H), 8.22 (s, 1H), 8.11 (s, 1H), 8.40 and 6.90 (AB quartet, 2H, $J=8.7$ Hz), 3.87 (s,

3H), 3.05 (s, 3H), 2.76 (s, 3H). Mass spectrum (MALDI-TOF, CHCA matrix m/z):

20 Calcd. for $C_{17}H_{16}N_2O_4S_4$ 441.0 (M+H), found 441.2.

d) 4-(4-{4-[(Methylsulfonyl)amino]phenyl}(1,3-thiazol-2-yl))-5-

methylthiothiophene-2-carboxamide: Methyl 4-(4-{4-

[(methylsulfonyl)amino]phenyl}(1,3-thiazol-2-yl))-5-methylthiothiophene-2-

carboxylate (81 mg, 0.184 mmol) was treated in a manner similar to that for Example

25 10, step (b), to give 4-(4-{4-[(methylsulfonyl)amino]phenyl}(1,3-thiazol-2-yl))-5-

methylthiothiophene-2-carboxamide (24.9 mg, 32 %) as a light brown solid. $^1\text{H-}$

NMR (DMSO- d_6 ; 300 MHz) δ 10.0 (br s, 1H), 9.3 (br s, 2H), 8.98 (s, 1H), 8.65 (s,

1H), 8.21 (s, 1H), 7.98 and 7.5 (AB quartet, 2H, $J=8.6$ Hz), 3.05 (s, 3H), 2.79 (s, 3H).

Mass spectrum (MALDI-TOF, CHCA matrix, m/z): Calcd. for $C_{16}H_{16}N_4O_2S_4$ 425.0

30 (M+H), found 425.1.

Example 135

a) Methyl 4-(4-{4-[(phenylsulfonyl)amino]phenyl}(1,3-thiazol-2-yl))-5-methylthiophene-2-carboxylate: Methyl 4-(4-(4-aminophenyl)(1,3-thiazol-2-yl))-5-methylthiophene-2-carboxylate (100 mg, 0.28 mmol) was dissolved in dry dichloromethane (10 mL). To this, N-methyl morpholine (46 μ L, 0.42 mmol) and dimethylaminopyridine (3.4 mg, 0.028 mmol) were added, the mixture was cooled on an ice bath, and benzenesulfonyl chloride (35 μ L, 0.28 mmol) was added dropwise. The mixture was then stirred for 24 h at room temperature. Workup was carried out as in Example 134, step (c). Trituration with dichloromethane and methanol gave methyl 4-(4-{4-[(phenylsulfonyl)amino]phenyl}(1,3-thiazol-2-yl))-5-methylthiophene-2-carboxylate (44 mg, 31 %) as a crystalline solid. ¹H-NMR (DMSO-d₆; 300 MHz) δ 10.46 (s, 1H), 8.19 (s, 1H), 8.05 (s, 1H), 7.91 and 7.19 (AB quartet, 2H, $J=8.7$ Hz), 7.81 (m, 2H), 7.64-7.54 (m, 3H) 3.85 (s, 3H), 2.74 (s, 3H). Mass spectrum (MALDI-TOF, CHCA matrix, m/z): Calcd. for C₂₂H₁₈N₂O₄S₄ 504.2 (M+H), found 504.1

b) 4-(4-{4-[(Phenylsulfonyl)amino]phenyl}(1,3-thiazol-2-yl))-5-methylthiophene-2-carboxamide: Methyl 4-(4-{4-[(phenylsulfonyl)amino]phenyl}(1,3-thiazol-2-yl))-5-methylthiophene-2-carboxylate (30 mg, 0.060 mmol) was treated in a manner similar to that for Example 10, step (b), to give 4-(4-{4-[(phenylsulfonyl)amino]phenyl}(1,3-thiazol-2-yl))-5-methylthiophene-2-carboxamide (12.6 mg, 43 %) as a yellow solid. ¹H-NMR (DMSO-d₆; 300 MHz) δ 9.13 (br s, 3H), 8.60 (s, 1H), 8.08 (s, 1H) 7.93 and 7.20 (AB quartet, 2H, $J=8.7$ Hz), 7.82-7.79 (m, 2H), 7.65-7.53 (m, 3H) 3.85 (s, 3H), 2.74 (s, 3H). Mass spectrum (MALDI-TOF, CHCA matrix, m/z): Calcd. for C₂₁H₁₈N₄O₂S₄, 87.0 (M+H), found 487.7.

Example 136

a) Methyl 4-(4-{4-[(trifluoromethylsulfonyl)amino]phenyl}(1,3-thiazol-2-yl))-5-methylthiophene-2-carboxylate: Methyl 4-(4-(4-aminophenyl)(1,3-thiazol-2-yl))-5-methylthiophene-2-carboxylate (200 mg, 0.55 mmol) was dissolved in dry pyridine (20 mL). The mixture was cooled on an ice bath, and trifluoromethanesulfonic anhydride (0.5 mL, 3 mmol) was added. The mixture was

then stirred for 1.5 h at room temperature. Workup was carried out as in Example 134, step (c). Column chromatography on silica gel (30 g) eluting with hexanes:ethyl acetate 7/3 (v:v), followed by preparative thin layer chromatography eluting with dichloromethane:methanol 99/1 (v:v) gave methyl 4-(4-{4-

5 [(trifluoromethylsulfonyl)amino]phenyl}(1,3-thiazol-2-yl))-5-methylthiothiophene-2-carboxylate (160 mg, 59 %) as a solid. ¹H-NMR (DMSO-d₆; 300 MHz) δ 8.48 and 7.87(s, 3/2 ratio conformers, 1H), 8.23 (s, 1H), 8.21 (s, 1H), 8.29 and 7.84 (AB quartet, 2H, 2/3 ratio conformers, *J*=8.7 Hz), 8.10 and 7.37 (AB quartet, 2H, *J*=8.7 Hz), 3.87 and 3.86 (s, 2/3 ratio conformers, 3H), 2.77 and 2.76 (s, 2/3 ratio
10 conformers, 3H). Mass spectrum (MALDI-TOF, CHCA matrix, m/z): Calcd. for C₁₇H₁₃N₂O₄S₄F₄ 495.0 (M+H), found 495.6

b) 4-(4-{4-[(Trifluoromethylsulfonyl)amino]phenyl}(1,3-thiazol-2-yl))-5-methylthiothiophene-2-carboxamide: Methyl 4-(4-{4-

15 [(trifluoromethylsulfonyl)amino]phenyl}(1,3-thiazol-2-yl))-5-methylthiothiophene-2-carboxylate (30 mg, 0.061 mmol) was treated in a manner similar to that for Example 10, step (b), to give of 4-(4-{4-[(trifluoromethylsulfonyl)amino]phenyl}(1,3-thiazol-2-yl))-5-methylthiothiophene-2-carboxamide (21.6 mg, 74 %) as a light brown solid. ¹H-NMR (DMSO-d₆; 300 MHz) δ 9.39 (br s, 2H), 8.97 (br s, 2H), 8.64 (s, 1H), 8.24 (s, 1H), 8.12 and 7.39 (AB quartet, 2H, *J*=8.7 Hz), 4.78 (br s, 1H), 2.79 (s, 3H). Mass
20 spectrum (MALDI-TOF, CHCA matrix, m/z): Calcd. for C₁₆H₁₃N₄O₂S₄F₃, 479.0 (M+H), found 479.5.

Example 137

a) Methyl 4-(4-{4-[(toluenesulfonyl)amino]phenyl}(1,3-thiazol-2-yl))-5-methylthiothiophene-2-carboxylate: Methyl 4-(4-(4-aminophenyl)(1,3-thiazol-2-yl))-5-methylthiothiophene-2-carboxylate (33 mg, 0.09 mmol) was dissolved in dry dichloromethane (5 mL). To this, *N*-methyl morpholine (10 μL, 0.09 mmol) and *p*-toluenesulfonyl chloride (17 mg, 0.09 mmol) was added and the mixture was stirred at room temperature for 5 days. Workup was carried out as in Example 134, step (c).
25 Trituration with dichloromethane and methanol gave methyl 4-(4-{4-[(toluenesulfonyl)amino]phenyl}(1,3-thiazol-2-yl))-5-methylthiothiophene-2-carboxylate (20 mg, 43 %) as a brown solid. ¹H-NMR (DMSO-d₆; 300 MHz) δ 10.39

(s, 1H), 8.19 (s, 1H), 8.05 (s, 1H), 7.91 and 7.18 (AB quartet, 2H, $J=8.7$ Hz), 7.68 and 7.35 (AB quartet, 2H, $J=8.2$ Hz), 3.85 (s, 3H), 2.74 (s, 3H), 2.27 (s, 3H). Mass spectrum (MALDI-TOF, CHCA matrix, m/z): Calcd. for $C_{23}H_{20}N_2O_4S_4$, 517.2 (M+H), found 517.0.

5 **b) 4-(4-{4-[(Toluenesulfonyl)amino]phenyl}(1,3-thiazol-2-yl))-5-methylthiothiophene-2-carboxamide:** Methyl 4-(4-{4-[(toluenesulfonyl)amino]phenyl}(1,3-thiazol-2-yl))-5-methylthiothiophene-2-carboxylate (15 mg, 0.029 mmol) was treated in a manner similar to that for Example 10, step (b), to give 4-(4-{4-[(toluenesulfonyl)amino]phenyl}(1,3-thiazol-2-yl))-5-methylthiothiophene-2-carboxamide (17.9 mg, 81 %) as a light brown solid. ¹H-NMR (DMSO- d_6 ; 300 MHz) δ 8.94 (br s, 0.4H), 8.66 (s, 1H), 8.60 (br s, 0.3 H), 8.08 (s, 1H), 7.93 and 7.20 (AB quartet, 2H, $J=8.7$ Hz), 7.68 and 7.35 (AB quartet, 2H, $J=8.2$ Hz), 2.77 (s, 3H), 2.33 (s, 3H). Mass spectrum (MALDI-TOF, CHCA matrix, m/z): Calcd. for $C_{22}H_{20}N_4O_2S_4$: 501.1 (M+H), found 501.1.

15

Example 138

a) Methyl 4-[4-(4-chlorophenyl)(1,3-thiazol-2-yl)]-5-(methylsulfinyl)thiophene-2-carboxylate: To a stirred solution of 764 mg (2 mmol) of methyl 4-[4-(4-chlorophenyl)(1,3-thiazol-2-yl)]-5-methylthiothiophene-2-carboxylate (Maybridge, Cornwall, UK) dissolved in 1,1,1,3,3,3-hexafluoroisopropanol (2.5 mL) was added 30% hydrogen peroxide (0.45 mL, 4 mmol). This solution was stirred for 45 h at room temperature. Dichloromethane (10 mL) was added after 2 hours. Additional hydrogen peroxide (2 x 0.45 mL portions) was added after 4 hours and 24 hours. The mixture was quenched with 10% sodium sulfite in brine (4 mL). The organic layer was separated, dried over anhydrous sodium sulfate, and the solvents removed in vacuum. Column chromatography on silica gel (45 g), eluting with dichloromethane:methanol 99/1 (v:v) gave methyl 4-[4-(4-chlorophenyl)(1,3-thiazol-2-yl)]-5-(methylsulfinyl)thiophene-2-carboxylate (720 mg, 90 %) as a solid. ¹H-NMR (DMSO- d_6 ; 300 MHz) δ 8.37 (s, 1H), 8.30 (s, 1H), 8.05 and 7.52 (AB quartet, 2H, $J=8.6$ Hz), 3.91 (s, 3H), 3.16 (s, 3H). Mass spectrum (MALDI-TOF, GA matrix, m/z): Calcd. for $C_{16}H_{12}NO_3S_3Cl$:398.0 (M+H), found 397.8.

20
25
30

b) 4-[4-(4-Chlorophenyl)(1,3-thiazol-2-yl)]-5-(methylsulfinyl)thiophene-2-carboxamide: Methyl 4-[4-(4-chlorophenyl)(1,3-thiazol-2-yl)]-5-(methylsulfinyl)thiophene-2-carboxylate (100 mg, 0.25 mmol) was treated in a manner similar to that for Example 10, step (b), to give, after preparative thin layer chromatography purification eluting with dichloromethane:methanol:acetic acid 9/1/0.5 (v:v:v), 4-[4-(4-chlorophenyl)(1,3-thiazol-2-yl)]-5-(methylsulfinyl)thiophene-2-carboxamide (18.2 mg, 19 %) as a solid. ¹H-NMR (DMSO-d₆; 300 MHz) δ 8.33 (s, 1H), 8.22 (s, 1H), 8.05 and 7.57 (AB quartet, 2H, J=8.6 Hz), 3.12 (s, 3H). Mass spectrum (MALDI-TOF, CHCA matrix m/z): Calcd. for C₁₅H₁₂N₃OS₃Cl 382.0 (M+H), found 382.1.

Example 139

a) Methyl 4-cyano-5-(methylsulfonyl)thiophene-2-carboxylate: To a stirred solution of (4.5 g, 21 mmol) of methyl 4-cyano-5-methylthiothiophene-2-carboxylate (Maybridge, Cornwall, UK) was dissolved in dichloromethane (250 mL) and treated with *m*-chloroperbenzoic acid (15.3 g, 90 mmol) at room temperature for 2.25 h. The mixture was filtered and the solid washed with dichloromethane (2 x 50 mL). The filtrate was washed with sodium bicarbonate (2 x 100 mL), sodium thiosulfate (100 mL), sodium bicarbonate (100 mL), water (100 mL), brine (100 mL), and dried over anhydrous sodium sulfate. The solvent was removed *in vacuo* to give methyl 4-cyano-5-(methylsulfonyl)thiophene-2-carboxylate (4.91 g, 95%) as a solid. ¹H-NMR (DMSO-d₆; 300 MHz) δ 8.44 (s, 1H), 3.91 (s, 3H), 3.58 (s, 3H).

b) Methyl 4-cyano-5-methoxythiophene-2-carboxylate: Methyl 4-cyano-5-(methylsulfonyl)thiophene-2-carboxylate (2 g, 8 mmol) was refluxed with 0.5 M sodium methoxide in methanol (16 mL) for 15 minutes. The solution was cooled, the crystallized solid collected on a Büchner funnel and washed with methanol (50 mL) to give methyl 4-cyano-5-methoxythiophene-2-carboxylate (1.145 g, 73%) as a solid. ¹H-NMR (DMSO-d₆; 300 MHz) δ 8.87 (s, 1H) 4.19 (s, 3H), 3.82 (s, 3H).

c) Methyl 4-(aminothioxomethyl)-5-methoxythiophene-2-carboxylate: Methyl 4-cyano-5-methoxythiophene-2-carboxylate (1 g, 5 mmol) was dissolved in dry methanol (150 mL) and triethylamine (3.5 mL, 25.4 mmol) was added. After degassing the solution with argon for 10 minutes, hydrogen sulfide gas was bubbled

through the solution for 5 h. After stirring 18 h at room temperature, the solution was degassed by bubbling argon (6 h), concentrated to 20 mL and acetone (20 mL) was added. The dark solid was collected on a Büchner funnel and washed with acetone. Recrystallize solid from hot ethanol (15 mL) to give methyl 4-(aminothioxomethyl)-5-methoxythiophene-2-carboxylate (683 mg, 59 %) as a brown oil. Mass spectrum (MALDI-TOF, CHCA matrix, m/z): Calcd. for C₈H₉NO₃S₂ 232.0 (M+H), found 232.4

d) Methyl 5-methoxy-4-(4-phenyl(1,3-thiazol-2-yl))thiophene-2-carboxylate:

A solution of 400 mg (1.73 mmol) of methyl 4-(aminothioxomethyl)-5-methoxythiophene-2-carboxylate was reacted with 345 mg (1.73 mmol) of 2-bromoacetophenone (Aldrich, Milwaukee, WI, USA) in a manner similar to Example 8, step (a) to give methyl 5-methoxy-4-(4-phenyl(1,3-thiazol-2-yl))thiophene-2-carboxylate (56 mg, 10 %) as a solid. ¹H-NMR (DMSO-d₆; 300 MHz) δ 8.22 (s, 1H), 8.14 (s, 1H), 8.05 (m, 2H), 7.47 (m, 2H), 7.36 (m, 1H), 4.26 (s, 3H), 3.85 (s, 3H).

e) 5-Methoxy-4-(4-phenyl(1,3-thiazol-2-yl))thiophene-2-carboxamide:

Methyl 5-methoxy-4-(4-phenyl(1,3-thiazol-2-yl))thiophene-2-carboxylate (55 mg, 0.16 mmol) was treated in a manner similar to that for Example 10, step (b), to give 5-methoxy-4-(4-phenyl(1,3-thiazol-2-yl))thiophene-2-carboxamide (36 mg, 69 %) as a yellow solid. ¹H-NMR (DMSO-d₆; 300 MHz) δ 9.34 (br s, 2H), 8.94 (br s, 2H), 8.70 (s, 1H), 8.20 (s, 1H), 8.07 (m, 2H), 7.49 (m, 2H), 7.38 (m, 1H), 4.32 (s, 3H). Mass spectrum (MALDI-TOF, CHCA matrix, m/z): Calcd. for C₁₅H₁₃N₃OS₂ 316.5 (M+H), found 316.1

Example 140

a) Methyl 4-cyano-5-[(4-methoxyphenyl)methylthio]thiophene-2-

carboxylate: To a stirred solution of 2.5 g (10 mmol) of methyl 4-cyano-5-(methylsulfonyl)thiophene-2-carboxylate (Example 139, step (a)) in dry methanol (15 mL) was added *p*-methoxybenzylmercaptan (3.8 mL, 28 mmol) and triethylamine (1.4 mL, 10 mmol). This solution was refluxed for 15 min and cooled. The resulting solid was collected on a büchner funnel and washed with methanol (2 x 25 mL) to methyl 4-cyano-5-[(4-methoxyphenyl)methylthio]thiophene-2-carboxylate (2.84 g, 89 %) as a solid.

b) Methyl 4-(aminothioxomethyl)-5-[(4-methoxyphenyl)methylthio]thiophene-2-carboxylate: Methyl 4-cyano-5-[(4-methoxyphenyl)methylthio]thiophene-2-carboxylate (2.5 g, 7.8 mmol) was treated as in Example 139, step (c) to give methyl 4-(aminothioxomethyl)-5-[(4-methoxyphenyl)methylthio]thiophene-2-carboxylate (1.32 g, 48 %) as a solid. ¹H-NMR (DMSO-d₆; 300 MHz) δ 9.64 (s, 1H), 9.28 (s, 1H), 8.08 (s, 1H), 7.35 and 6.92 (AB quartet, 2H, *J*=8.7 Hz), 4.27 (s, 2H), 3.82 (s, 3H), 3.75 (s, 3H).

c) Methyl 5-(methoxyphenylthio)-4-(4-phenyl(1,3-thiazol-2-yl))thiophene-2-carboxylate: A solution of 1.2 g (3.4 mmol) of methyl 4-(aminothioxomethyl)-5-[(4-methoxyphenyl)methylthio]thiophene-2-carboxylate was reacted with 676 mg (3.4 mmol) of 2-bromoacetophenone (Aldrich, Milwaukee, WI, USA) in a manner similar to Example 8, step (a) to give methyl 5-(methoxyphenylthio)-4-(4-phenyl(1,3-thiazol-2-yl))thiophene-2-carboxylate (755 mg, 49 %) as a solid. ¹H-NMR (DMSO-d₆; 300 MHz) δ 8.26 (s, 1H), 8.22 (s, 1H), 8.04 (m, 2H), 7.48 (m, 2H), 7.38 (m, 1H), 7.33 and 6.89 (AB quartet, 2H, *J*=8.7 Hz), 4.40 (s, 2H), 3.86 (s, 3H), 3.72 (s, 3H).

d) 5-(Methoxyphenylthio)-4-(4-phenyl(1,3-thiazol-2-yl))thiophene-2-carboxamide: Methyl 5-(methoxyphenylthio)-4-(4-phenyl(1,3-thiazol-2-yl))thiophene-2-carboxylate (100 mg, 0.22 mmol) was treated in a manner similar to that for Example 10, step (b), to give 5-methoxy-4-(4-phenyl(1,3-thiazol-2-yl))thiophene-2-carboxamide (94 mg, 91 %) as an orange solid. ¹H-NMR (DMSO-d₆; 300 MHz) δ 9.49 (br s, 2H), 9.15 (br s, 2H), 8.70 (s, 1H), 8.26 (s, 1H), 8.07 (m, 2H), 7.49 (m, 2H), 7.40 (m, 1H), 7.35 and 6.90 (AB quartet, 2H, *J*=8.7 Hz), 4.41 (s, 2H), 3.73 (s, 3H). Mass spectrum (MALDI-TOF, CHCA matrix, *m/z*): Calcd. for C₂₂H₁₉N₃OS₃ 438.5 (M+H), found 438.1.

25

Example 141

a) Methyl 4-[4-(4-chlorophenyl)(1,3-thiazol-2-yl)]-5-(methylsulfonyl)thiophene-2-carboxylate: To a stirred solution of 1 g (2.6 mmol) of methyl 4-[4-(4-chlorophenyl)(1,3-thiazol-2-yl)]-5-methylthiothiophene-2-carboxylate (Maybridge, Cornwall, UK) was dissolved in dry dichloromethane (50 mL) and treated with *m*-chloroperbenzoic acid (1.94 g, 11.3 mmol) at room temperature for 1.5 h. The solution was filtered and the solid washed with dichloromethane. The

30

filtrate was washed with sodium bicarbonate solution (2 x 20 mL), sodium thiosulfate solution (20 mL), sodium bicarbonate solution (20 mL), brine (20 mL), and dried over anhydrous sodium sulfate. The solvent was removed *in vacuo* to give methyl 4-[4-(4-chlorophenyl)(1,3-thiazol-2-yl)]-5-(methylsulfonyl)thiophene-2-carboxylate (826 mg, 77 %) as a tan solid. Mass spectrum (MALDI-TOF, CHCA matrix, m/z): Calcd. for C₁₆H₁₂NO₄S₃Cl 414.0 (M+H), found 414.8.

b) 4-[4-(4-Chlorophenyl)(1,3-thiazol-2-yl)]-5-(methylsulfonyl)thiophene-2-carboxamide: Methyl 4-[4-(4-chlorophenyl)(1,3-thiazol-2-yl)]-5-(methylsulfonyl)thiophene-2-carboxylate (200 mg, 0.4 mmol) was treated in a manner similar to that for Example 10, step (b), to give 4-[4-(4-chlorophenyl)(1,3-thiazol-2-yl)]-5-(methylsulfonyl)thiophene-2-carboxamide (85 mg, 53 %) as a yellow solid.

c) 4-[4-(4-Chlorophenyl)(1,3-thiazol-2-yl)]-5-(phenylmethylthio)thiophene-2-carboxamide: A stirred solution of 80 mg (0.2 mmol) of 4-[4-(4-chlorophenyl)(1,3-thiazol-2-yl)]-5-(methylsulfonyl)thiophene-2-carboxamide benzyl mercaptan (115 μL, 0.980 μmol) was treated in a manner similar to that for Example 140, step (a) to give, after silica gel column chromatography (20 g) eluting with dichloromethane:methanol:acetic acid 9/1/0.5 (v:v:v), 4-[4-(4-chlorophenyl)(1,3-thiazol-2-yl)]-5-(phenylmethylthio)thiophene-2-carboxamide (75 mg, 85 %) as a pale orange solid. ¹H-NMR (DMSO-d₆; 300 MHz) δ 9.44 (br s, 2H), 9.03 (br s, 2H), 8.67 (s, 1H), 8.33 (s, 1H), 8.08 and 7.56 (AB quartet, 2H, *J*=8.7 Hz), 7.54-7.17 (m, 5H), 4.45 (s, 2H). Mass spectrum (MALDI-TOF, CHCA matrix, m/z): Calcd. for C₂₁H₁₆N₃S₃Cl 442.0 (M+H), found 442.7.

Example 142

a) 1-[5-(tert-Butyl)-2-methyl(3-furyl)]-2-bromoethan-1-one: A solution of 1 g (5 mmol) of 5-(tert-butyl)-2-methylfuran-3-carbonyl chloride (Maybridge, Cornwall, UK) dissolved in dry acetonitrile (4 mL) and 6.25 mL (12.5 mmol) of 2 M trimethylsilyldiazomethane in hexanes (Aldrich, Milwaukee, WI) was stirred 1.75 h at room temperature and the mixture was cooled on an ice bath for 5 min. To this, 30% hydrogen bromide in acetic acid (2 mL, 10 mmol) was added dropwise over 10 min. This was stirred an additional 20 minutes on an ice bath. Evaporation of the solvents gave 1-[5-(tert-butyl)-2-methyl(3-furyl)]-2-bromoethan-1-one (1 g, 77 %) as a brown

oil. ¹H-NMR (DMSO-d₆; 300 MHz) δ 6.50 (s, 1H), 4.57(s, 2H), 2.52 (s, 1H), 1.24 (s, 9H). Mass spectrum (LCA, m/z): Calcd. for C₁₁H₁₅O₂Br, 259.1 and 261.1 (M+H), found 259.1 and 261.1.

b) Methyl 4-{4-[5-(tert-butyl)-2-methyl(3-furyl)](1,3-thiazol-2-yl)}-5-methylthiophene-2-carboxylate: A solution of 955 mg (3.86 mmol) of methyl 4-(aminothioxomethyl)-5-methylthiophene-2-carboxylate (Maybridge, Cornwall, UK) was reacted with 1 g (3.86 mmol) of 1-[5-(tert-butyl)-2-methyl(3-furyl)]-2-bromoethan-1-one (1 g) in a manner similar to Example 8, step (a) to give methyl 4-{4-[5-(tert-butyl)-2-methyl(3-furyl)](1,3-thiazol-2-yl)}-5-methylthiophene-2-carboxylate (999 mg, 64 %) as a red-brown solid. ¹H-NMR (DMSO-d₆; 300 MHz) δ 8.14 (s, 1H), 7.74 (s, 1H), 6.46 (s, 1H), 3.86 (s, 3H), 2.74 (s, 3H), 2.66 (s, 3H), 1.27 (s, 9H). Mass spectrum (MALDI-TOF, CHCA matrix, m/z): Calcd. for C₁₉H₂₁NO₃S₃, 408.1 (M+H), found 408.0.

c) 4-{4-[5-(tert-Butyl)-2-methyl(3-furyl)](1,3-thiazol-2-yl)}-5-methylthiophene-2-carboxamide: Methyl 4-{4-[5-(tert-butyl)-2-methyl(3-furyl)](1,3-thiazol-2-yl)}-5-methylthiophene-2-carboxylate (940 mg, 2.3 mmol) was treated in a manner similar to that for Example 10, step (b) to give 4-{4-[5-(tert-butyl)-2-methyl(3-furyl)](1,3-thiazol-2-yl)}-5-methylthiophene-2-carboxamide (930 mg, quantitative yield) as a yellow solid. ¹H-NMR (DMSO-d₆; 300 MHz) δ 9.42 (br s, 2H), 9.03 (br s, 2H), 8.59 (s, 1H), 7.77 (s, 1H), 6.47 (s, 1H), 2.78 (s, 3H), 2.68 (s, 3H), 1.27 (s, 9H). Mass spectrum (MALDI-TOF, CHCA matrix, m/z): Calcd. for C₁₈H₂₁N₃OS₃, 392.1 (M+H), found 392.1.

Example 143

a) 1-[3-(tert-Butyl)-1-benzylpyrazol-5-yl]-2-bromoethan-1-one: A solution of 1 g (3.6 mmol) of 3-(tert-butyl)-1-benzylpyrazole-5-carbonyl chloride (Maybridge, Cornwall, UK) was dissolved in dry acetonitrile (4 mL) and 4.5 mL (9 mmol) of 2 M trimethylsilyldiazomethane in hexanes (Aldrich, Milwaukee, WI, USA) was added. After stirring 1 h 20 min at room temperature, the mixture was cooled on an ice bath for 5 min. To this, 30% hydrogen bromide in acetic acid (2 mL, 10 mmol) was added dropwise over 15 min. This was stirred an additional 15 minutes on an ice bath. Filtration of the precipitated solid and evaporation of the solvents gave 1-[3-(tert-

butyl)-1-benzylpyrazol-5-yl]-2-bromoethan-1-one (1.47 g, quantitative yield) as an orange solid. ¹H-NMR (DMSO-d₆; 300 MHz) δ 7.33-7.06 (m, 5H), 7.08 (s, 1H), 5.64 (s, 2H), 4.57 (s, 2H), 1.28 (s, 9H). Mass spectrum (MALDI-TOF, CHCA matrix, m/z): Calcd. for C₁₆H₁₉N₂OBr, 335.1 and 337.1 (M+H), found 335.6 and 337.6.

5 **b) Methyl 4-{4-[3-(tert-Butyl)-1-benzylpyrazol-5-yl](1,3-thiazol-2-yl)}-5-methylthiophene-2-carboxylate:** A solution of 823 mg (3.3 mmol of methyl 4-(aminothioxomethyl)-5-methylthiophene-2-carboxylate (Maybridge, Cornwall, UK) was reacted with 1.36 g (3.3 mmol) of 1-[3-(tert-butyl)-1-benzylpyrazol-5-yl]-2-bromoethan-1-one in a manner similar to Example 8, step (a) to give methyl 4-{4-[3-
10 (tert-butyl)-1-benzylpyrazol-5-yl](1,3-thiazol-2-yl)}-5-methylthiophene-2-carboxylate (1.25 g, 79 %) as a crystalline solid. ¹H-NMR (DMSO-d₆; 300 MHz) δ 8.11 (s, 1H), 8.05 (s, 1H), 7.28-6.99 (m, 5H), 6.70 (s, 1H), 5.88 (s, 2H), 3.86 (s, 3H), 2.70 (s, 3H), 1.30 (s, 9H). Mass spectrum (MALDI-TOF, CHCA matrix, m/z): Calcd. for C₂₄H₂₅N₃O₂S₃, 484.1 (M+H), found 483.9.

15 **c) 4-{4-[3-(tert-Butyl)-1-benzylpyrazol-5-yl](1,3-thiazol-2-yl)}-5-methylthiophene-2-carboxamide:** Methyl 4-{4-[3-(tert-butyl)-1-benzylpyrazol-5-yl](1,3-thiazol-2-yl)}-5-methylthiophene-2-carboxylate (1.2 mg, 2.6 mmol) was treated in a manner similar to that for Example 10, step (b) to give 4-{4-[3-(tert-butyl)-1-benzylpyrazol-5-yl](1,3-thiazol-2-yl)}-5-methylthiophene-2-
20 carboxamide (1.21 g, quantitative yield) as a yellow solid. ¹H-NMR (DMSO-d₆; 300 MHz) δ 9.43 (br s, 1H), 9.07 (br s, 1H), 8.60 (s, 1H), 8.04 (s, 1H), 7.37-6.97 (m, 5H), 6.70 (s, 1H), 5.92 (s, 2H), 2.73 (s, 3H), 1.30 (s, 9H). Mass spectrum (MALDI-TOF, CHCA matrix, m/z): Calcd. for C₂₃H₂₅N₃S₃, 468.1 (M+H), found 468.1.

25

Example 144

a) 4-Bromo-5-methylthiophene-2-carboxylic acid: A stirred solution of 1 g (3.9 mmol) of 2-methyl-3,5-dibromothiophene (prepared by the method of Kano, *S. et al.*, *Heterocycles* 20(10):2035, 1983) in dry tetrahydrofuran (10 mL) was cooled to -78 °C and 2 M *n*-butyllithium in cyclohexane (1.93 mL, 3.87 mmol) was added over 3
30 min. After stirring 3 min at -78 °C, the mixture was added to tetrahydrofuran (100 mL) with dry ice suspended. This mixture was allowed to stir and warm to room temperature. To this, 6 N hydrochloric acid (50 mL) was added carefully. Then,

water (50 mL) was added and the layers were separated. The aqueous layer was extracted with diethyl ether (4 x 30 mL). The combined organic layers were washed with water, brine, and dried over anhydrous sodium sulfate. The solvents were removed *in vacuo* to give an 85/15 mixture of 4-bromo-5-methylthiophene-2-carboxylic acid and 5-bromothiophene-2-carboxylic acid (780 mg, 90 %) as a tan solid. ¹H-NMR (DMSO-d₆; 300 MHz) δ 13.33 (br s, 1H), 7.62 (s, 1H), 7.56 and 7.34 (AB quartet, 0.35H, *J*=3.9 Hz), 2.41 (s, 3H). Gas Chromatography/Mass spectroscopy (m/z): Calcd. for C₆H₅O₂SBr, 220.9 and 222.9 (M+H), found 221.3 and 223.3. Calcd. for C₅H₃O₂SBr, 206.9 and 208.9 (M+H), found 207.3 and 209.3.

10 **b) Methyl 4-bromo-5-methylthiophene-2-carboxylate:** A solution of 780 mg (3.5 mmol) of an 85/15 mixture of 4-bromo-5-methylthiophene-2-carboxylic acid and 5-bromothiophene-2-carboxylic acid was dissolved in methanol (50 mL) and treated with 9 ml (18 mmol) 2 M trimethylsilyldiazomethane in hexanes (Aldrich, Milwaukee, WI, USA). Evaporation of the solvents gave an 8/2 mixture of methyl 4-bromo-5-methylthiophene-2-carboxylate and methyl 5-bromothiophene-2-carboxylate (858 mg, quantitative yield) as a brown oil. Gas Chromatography/Mass spectroscopy (m/z): Calcd. for C₇H₇O₂SBr, 234.9 and 236.9 (M+H), found 235.3 and 237.3. Calcd. for C₆H₄O₂SBr, 220.9 and 222.9 (M+H), found 221.3 and 223.3.

20 **c) Methyl 4-cyano-5-methylthiophene-2-carboxylate:** A solution of an 8/2 mixture of 823 mg (3.5 mmol) of methyl 4-bromo-5-methylthiophene-2-carboxylate and methyl 5-bromothiophene-2-carboxylate was dissolved in dry dimethylformamide (5 mL) and refluxed with copper cyanide (345 mg, 3.9 mmol) for 7 hours. The cooled solution was poured into 0.1 M aqueous sodium cyanide solution (200 mL) and extracted with diethyl ether (5 x 30 mL). The organic layers were washed with brine (2 x 30 mL), dried over anhydrous sodium sulfate, and the solvents removed *in vacuo*. The resulting brown solid was purified by column chromatography on silica gel eluting with hexanes:ethyl acetate 9/1 (v:v) to give a 95/5 mixture of methyl 4-cyano-5-methylthiophene-2-carboxylate and methyl 5-methylthiophene-2-carboxylate (369 mg, 68 %) as a yellow solid. ¹H-NMR (DMSO-d₆; 300 MHz) δ 8.06 (s, 1H), 8.05 and 7.90 (2H, 0.1 H, *J*=4.0 Hz, minor component), 3.87 (s, 3H, minor component), 3.84 (s, 3H) 2.68 (s, 3H).

d) Methyl 4-(aminothioxomethyl)-5-methylthiophene-2-carboxylate: A stirred solution of 804 mg (4.4 mmol) of methyl 4-cyano-5-methylthiophene-2-carboxylate was treated in a manner similar to Example 139, step (c) to give, after fractional crystallization ethanol of the unreacted starting nitrile, a 2:3 ratio of methyl 4-(aminothioxomethyl)-5-methylthiophene-2-carboxylate and methyl 4-cyano-5-methylthiophene-2-carboxylate (457 mg, 48 %) as a light brown solid. ¹H-NMR (DMSO-d₆; 300 MHz) δ 9.93 (br s, 1H, minor), 9.34 (br s, 1H, minor), 8.06 (s, 1H, major), 7.77 (s, 1H, minor component), 3.84 (s, 3H, minor), 3.81 (s, 3H, major), 2.68 (s, 3H, major), 2.61 (s, 2H, minor). Mass spectrum (MALDI-TOF, CHCA matrix, m/z): Calcd. for C₈H₉NO₂S₂ 216.0 (M+H), found 216.4.

e) Methyl 5-methyl-4-(4-phenyl(1,3-thiazol-2-yl))thiophene-2-carboxylate: A solution of 200 mg (0.93 mmol) of methyl 4-(aminothioxomethyl)-5-methylthiophene-2-carboxylate was reacted with 185 mg (0.93 mmol) of 2-bromoacetophenone in a manner similar to Example 8, step (a) to give, after purification by preparative thin layer chromatography eluting with hexanes:ethyl acetate 7/3 (v:v), a mixture of methyl 5-methyl-4-(4-phenyl(1,3-thiazol-2-yl))thiophene-2-carboxylate and methyl 4-cyano-5-methylthiophene-2-carboxylate (96 mg, 36 %) as a solid.

f) 5-Methyl-4-(4-phenyl(1,3-thiazol-2-yl))thiophene-2-carboxamidine: Methyl-4-(4-phenyl(1,3-thiazol-2-yl))thiophene-2-carboxylate (64 mg, 0.23 mmol) was treated in a manner similar to Example 10, step (b) to give, after preparative high pressure liquid chromatography (Dynamax C18 column, 300 Å pore size, 10 μm particle size, 40% to 100% acetonitrile over 30 minutes in 0.1% aqueous trifluoroacetic acid) 5-methyl-4-(4-phenyl(1,3-thiazol-2-yl))thiophene-2-carboxamidine (0.6 mg, 0.9 %) as an off-white solid. ¹H-NMR (CD₃OD, 300 MHz) δ 8.44 (s, 1H), 8.02 (m, 2H), 7.92 (s, 1H), 7.45 (m, 2H), 7.36 (m, 1H), 2.96 (s, 3H). Mass spectrum (MALDI-TOF, CHCA matrix, m/z): Calcd. for C₁₅H₁₃N₃S₂ 300.1 (M+H), found 300.6.

g) 5-(4-Phenyl-1,3-thiazol-2-yl)thiophene-2-carboxamide: From the HPLC purified mixture in the previous step was isolated 5-(4-phenyl-1,3-thiazol-2-yl)thiophene-2-carboxamide as an off-white solid (2 mg). ¹H-NMR (Methanol-d₄; 300 MHz) δ 7.99 (m, 2H), 7.97 (s, 1H), 7.95 and 7.78 (AB quartet, 2H, J=4.2 Hz),

7.48-7.35 (m, 3H). Mass spectrum (MALDI-TOF, CHCA matrix, m/z): Calcd. for $C_{14}H_{11}N_3S_2$ 286.0 (M+H), found 286.2.

Example 145

5 **a) Methyl 4-[4-(3,4-dimethoxyphenyl)(1,3-thiazol-2-yl)]-5-methylthiophene-2-carboxylate:** A solution of 257 mg (0.48 mmol, based on a mixture containing 60% nitrile) of methyl 4-(aminothioxomethyl)-5-methylthiophene-2-carboxylate was reacted with 124 mg (0.48 mmol) of 2-bromo-(3',4'-dimethoxy)-acetophenone (Example 31, step (a)) was reacted in a manner similar to Example 8, step (a) to give
10 methyl 4-[4-(3,4-dimethoxyphenyl)(1,3-thiazol-2-yl)]-5-methylthiophene-2-carboxylate (95 mg, 53 %) as a solid. Mass spectrum (MALDI-TOF, CHCA matrix, m/z): Calcd. for $C_{18}H_{17}NO_4S_2$ 376.1 (M+H), found 376.3.

b) 4-[4-(3,4-Dimethoxyphenyl)(1,3-thiazol-2-yl)]-5-methylthiophene-2-carboxamide: Methyl 4-[4-(3,4-dimethoxyphenyl)(1,3-thiazol-2-yl)]-5-
15 methylthiophene-2-carboxylate (95 mg, 0.25 mmol) was treated in a manner similar to Example 10, step (b) to give 4-[4-(3,4-dimethoxyphenyl)(1,3-thiazol-2-yl)]-5-methylthiophene-2-carboxamide (8 mg, 9 %) as a yellow solid. 1H -NMR (Methanol- d_4 ; 300 MHz) δ 8.42 (s, 1H), 7.81 (s, 1H), 7.61 (m, 2H), 7.03 (m, 1H), 3.92 (s, 3H), 3.88 (s, 3H), 2.95 (s, 3H). Mass spectrum (MALDI-TOF, CHCA matrix, m/z):
20 Calcd. for $C_{17}H_{17}N_3O_2S_2$ 360.1 (M+H), found 360.2.

Example 146

a) 4-Bromo-5-methylthiophene-2-carboxylic acid: A solution of 27.65 g (108 mmol) of 2-methyl-3,5-dibromothiophene (prepared by the method of Kano, S.*et al.*, *Heterocycles* 20(10):2035, 1983) was dissolved in dry tetrahydrofuran (280 mL),
25 cooled to -78 °C and 2 M n-butyl lithium in cyclohexane (54 mL, 108 mmol) was added over 10 min. After stirring 20 min at -78 °C, dry carbon dioxide gas was bubbled through the solution for 1.5 h as the mixture was allowed to warm to room temperature. To this 6 N hydrochloric acid (100 mL) was added carefully. The layers
30 were separated and the aqueous layer was extracted with diethyl ether (4 x 50 mL). The combined organic layers were washed with brine, and dried over anhydrous sodium sulfate. The solvents were removed *in vacuo* to give 4-bromo-5-

methylthiophene-2-carboxylic acid (22.4 g, 94 %) as an off-white solid. ¹H-NMR (DMSO-d₆; 300 MHz) δ 13.34 (br s, 1H), 7.61 (s, 1H), 2.41 (s, 3H).

b) Isopropyl 4-bromo-5-methylthiophene-2-carboxylate: A solution of 5 g (22.6 mmol) of 4-bromo-5-methylthiophene-2-carboxylic acid was dissolved in dry dichloromethane (200 mL) and reacted with oxalyl chloride (2 mL, 22.6 mmol) and dimethylformamide (100 μL) stirring on an ice bath for 30 min and then at room temperature for 2.5 h. The solvents were removed *in vacuo* and the residue was passed through silica gel, eluting off with hexanes:ethyl acetate 7/3 (v:v), ethyl acetate, and dichloromethane. The solvents were removed *in vacuo* and the resulting oil dissolved in dry dichloromethane (100 mL). This solution was reacted with dry pyridine (9 mL, 113 mmol) and dry isopropanol (40 mL, 522 mmol) for 88 h. The solvents were removed *in vacuo* and the residue partitioned between sodium bicarbonate (150 mL) and dichloromethane (75 mL). The aqueous layers were extracted with dichloromethane (2 x 20 mL), and the combined organic layers were washed with sodium bicarbonate (30 mL), brine (30 mL), and dried over anhydrous sodium sulfate. The solvents were removed *in vacuo*. The residue was purified by column chromatography eluting with hexanes:ethyl acetate 9/1 (v:v) to give isopropyl 4-bromo-5-methylthiophene-2-carboxylate (1.91 g, 32 %) as a pale yellow oil. ¹H-NMR (DMSO-d₆; 300 MHz) δ 7.66 (s, 1H), 5.07 (septet, 1H, *J*=6.2 Hz), 2.42 (s, 3H), 1.29 (d, 6H, *J*=6.2 Hz). Mass spectrum (ESI, *m/z*): Calcd. for C₉H₁₁O₂SBr 264.2 (M+H), found 264.8.

c) Isopropyl 4-cyano-5-methylthiophene-2-carboxylate: A stirred solution of 1.9 g (7.3 mmol) of isopropyl 4-bromo-5-methylthiophene-2-carboxylate was dissolved in dry dimethylformamide (30 mL) and refluxed with copper cyanide (785 mg, 8.8 mmol) for 16 hours. The cooled solution was poured into 0.1 M aqueous sodium cyanide solution (300 mL) and extracted with diethyl ether (4 x 40 mL). The organic layers were washed with brine (2 x 40 mL), dried over anhydrous sodium sulfate, and the solvents removed *in vacuo*. Column chromatography on silica gel eluting with hexanes:ethyl acetate 9/1 (v:v), gave isopropyl 4-cyano-5-methylthiophene-2-carboxylate (960 mg, 63 %) as a yellow crystalline solid ¹H-NMR (DMSO-d₆; 300 MHz) δ 8.01 (s, 1H), 5.09 (septet, 1H, *J*=6.2 Hz), 2.67 (s, 3H), 1.29 (d, 6H, *J*=6.2 Hz).

d) Isopropyl 4-(aminothioxomethyl)-5-methylthiophene-2-carboxylate: A stirred solution of 960 mg (4.59 mmol) of isopropyl 4-cyano-5-methylthiophene-2-carboxylate was treated in a manner similar to Example 139, step (c) to give, after crystallization from diethyl ether, isopropyl 4-(aminothioxomethyl)-5-methylthiophene-2-carboxylate (623 mg, 56 %) as a solid. ¹H-NMR (DMSO-d₆; 300 MHz) δ 9.93 (br s, 1H), 9.34 (br s, 1H), 7.54 (s, 1H), 5.07 (septet, 1H, *J*=6.2 Hz), 2.60 (s, 3H), 1.29 (d, 6H, *J*=6.2 Hz). Mass spectrum (MALDI-TOF, GA matrix, *m/z*): Calcd. for C₁₀H₁₃NO₂S₂ 244.0 (M+H), found 243.8.

e) Isopropyl 5-methyl-4-(4-phenyl(1,3-thiazol-2-yl))thiophene-2-carboxylate: A solution of 375 mg (1.54 mmol) of isopropyl 4-(aminothioxomethyl)-5-methylthiophene-2-carboxylate was reacted with 307 mg (1.54 mmol) of 2-bromoacetophenone (Aldrich, Milwaukee, WI, USA) in a manner similar to Example 8, step (a) to give, after crystallization from methanol, isopropyl 5-methyl-4-(4-phenyl(1,3-thiazol-2-yl))thiophene-2-carboxylate (347 mg, 66%) as light brown needles. ¹H-NMR (DMSO-d₆; 300 MHz) δ 8.23 (s, 1H), 8.09 (s, 1H), 8.05 (m, 2H), 7.49 (m, 2H), 7.38 (m, 1H), 5.13 (septet, 1H, *J*=6.2 Hz), 2.86 (s, 3H), 1.33 (d, 6H, *J*=6.2 Hz). Mass spectrum (ESI, *m/z*): Calcd. for C₁₈H₁₇NO₂S₂ 344.1 (M+H), found 344.1.

f) 5-Methyl-4-(4-phenyl(1,3-thiazol-2-yl))thiophene-2-carboxamide: Isopropyl 5-methyl-4-(4-phenyl(1,3-thiazol-2-yl))thiophene-2-carboxylate (340 mg, 0.99 mmol) was treated in a manner similar to Example 10, step (b) to give 5-methyl-4-(4-phenyl(1,3-thiazol-2-yl))thiophene-2-carboxamide (360 mg, quantitative yield) as a yellow solid. This material was dissolved in dry methanol (20 mL) and treated with 1 M HCl (g) in diethyl ether. Evaporation of the solvents *in vacuo* and recrystallization from methanol gave the hydrochloride salt of 5-methyl-4-(4-phenyl(1,3-thiazol-2-yl))thiophene-2-carboxamide (252 mg, 76 %) as a light brown crystalline solid. ¹H-NMR (DMSO-d₆; 300 MHz) δ 9.45 (br s, 2H), 9.10 (br s, 2H), 8.56 (s, 1H), 8.27 (s, 1H), 8.06 (m, 2H), 7.50 (m, 2H), 7.40 (m, 1H), 2.93 (s, 3H). Mass spectrum (ESI, *m/z*): Calcd. for C₁₅H₁₃N₃S₂ 300.1 (M+H), found 300.2.

Example 147

a) 2-Methyl-5-[(methylethyl)oxycarbonyl]thiophene-3-carboxylic acid: A stirred mixture of 500 mg (2.39 mmol) of isopropyl 2-methyl-3-cyanothiophene-5-carboxylate and tetrafluorophthalic acid (570 mg, 2.39 mmol) was heated in a glass bomb at 160 °C for 66 hours. The cooled residue was digested in hot chloroform (30 mL), treated with norite, and filtered through celite. The celite was washed with hot chloroform (30 mL). The cooled chloroform extracts were filtered and extracted with saturated sodium bicarbonate (4 x 10 mL). The basic extracts were washed with chloroform, filtered through celite, and acidified to pH 1 with concentrated hydrochloric acid. The solid was collected by filtration and washed with water (3 x 10 mL) to give 2-methyl-5-[(methylethyl)oxycarbonyl]thiophene-3-carboxylic acid (288 mg, 53 %) as a light brown solid. ¹H-NMR (DMSO-d₆; 300 MHz) δ 13.03 (br s, 1H), 7.85 (s, 1H), 5.08 (septet, 1H, J=6.2 Hz), 2.71 (s, 3H), 1.29 (d, 6H, J=6.2 Hz). Mass spectrum (ESI, m/z): Calcd. for C₁₀H₁₂O₄S 229.1 (M+H), found 228.8

b) Isopropyl 4-(2-bromoacetyl)-5-methylthiophene-2-carboxylate: A stirred solution of 300 mg (1.3 mmol) of 2-methyl-5-[(methylethyl)oxycarbonyl]thiophene-3-carboxylic acid was dissolved in dry dichloromethane (10 mL) and treated with oxalyl chloride (174 μL, 2 mmol) and dimethylformamide (50 μL). The mixture was stirred at room temperature for 1.25 h, the solvents removed *in vacuo*, and the residue passed through silica gel (1 inch in a 60 mL sintered-glass Büchner funnel) and eluted off with dichloromethane (150 mL). This material was treated in a manner similar to Example 142, step (a) to give isopropyl 4-(2-bromoacetyl)-5-methylthiophene-2-carboxylate (266 mg, 67 %) as a solid.

c) Isopropyl 4-(2-amino(1,3-thiazol-4-yl))-5-methylthiophene-2-carboxylate: A solution of 260 mg (0.85 mmol) of isopropyl 4-(2-bromoacetyl)-5-methylthiophene-2-carboxylate was reacted with 65 mg (0.85 mmol) of thiourea in a manner similar to Example 8, step (a) to give isopropyl 4-(2-amino(1,3-thiazol-4-yl))-5-methylthiophene-2-carboxylate (257 mg, quantitative yield) as a white solid. ¹H-NMR (DMSO-d₆; 300 MHz) δ 7.90 (s, 1H), 6.93 (s, 1H), 5.09 (septet, 1H, J=6.2 Hz), 2.61 (s, 3H), 1.29 (d, 6H, J=6.2 Hz). Mass spectrum (ESI, m/z): Calcd. for C₁₂H₁₄N₂O₂S₂ 283.1 (M+H), found 283.1

d) 4-(2-Amino(1,3-thiazol-4-yl))-5-methylthiophene-2-carboxamide:

Isopropyl 4-(2-amino(1,3-thiazol-4-yl))-5-methylthiophene-2-carboxylate (240 mg, 0.85 mmol) was treated in a manner similar to Example 10, step (b) to give 4-(2-amino(1,3-thiazol-4-yl))-5-methylthiophene-2-carboxamide (20 mg, 10 %) as a solid. ¹H NMR (DMSO-d₆, 300 MHz): δ 9.30 (br s, 2H), 8.99 (bs, 2H), 8.28 (s, 1H), 6.78 (s, 1H), 2.71 (s, 3H); Mass Spectrum (ESI, m/z) calcd. for C₉H₁₀N₄S₂, 238.8 (M+H), found 239.2.

Example 148

10 **a) 4-Bromo-5-ethylthiophene-2-carboxylic acid:** A stirred solution of 10 g (35 mmol) of 4,5-dibromothiophene-2-carboxylic acid (Lancaster, Windham, NH, USA) in dry THF (100 mL) was cooled to -78 °C. To this, 35 mL (70 mmol) of 2.0 M *n*-butyllithium in cyclohexane (Aldrich, Milwaukee, WI, USA) was added dropwise over 15 min, and the reaction was allowed to stir for 15 min at -78 °C. The mixture was quenched with ethyl iodide (2.8 mL, 35 mmol) and allowed to warm to room temperature. The mixture was carefully poured into 6N hydrochloric acid (100 mL) and extracted with diethyl ether (4 x 50 mL). The organic layers were washed with water (2 x 50 mL), brine (50 mL), and dried over anhydrous sodium sulfate. The solvents were removed *in vacuo* to give 2-ethyl-3-bromo-thiophene-5-carboxylate (7 g, 85 %) as a dark solid. ¹H-NMR (DMSO-d₆; 300 MHz) δ 13.25 (br s, 1H), 7.62 (s, 1H), 2.80 (q, 2H, *J*=7.5 Hz), 1.23 (t, 3H, *J*=7.5 Hz).

25 **b) Isopropyl 4-bromo-5-ethylthiophene-2-carboxylate:** A solution of 7 g (30 mmol) of 4-bromo-5-ethylthiophene-2-carboxylic acid was dissolved in dry dichloromethane (200 mL) and treated with oxalyl chloride (3.2 mL, 36 mmol) and dimethylformamide (0.5 mL) for 18.5 h. The solvents were removed *in vacuo* and the residual brown oil was passed through silica gel (2 inches in a 350 mL scintered-glass Büchner funnel) and eluted with 700 mL of hexanes:ethyl acetate 9/1 (v:v). The elutate was concentrated *in vacuo* and the oil dissolved in dry dichloromethane (200 mL). This solution was treated with pyridine (12 mL, 150 mmol) and dry isopropanol (60 mL, 750 mmol) for 4 h at room temperature. The solvents were removed *in vacuo* and the residue partitioned between dichloromethane (100 mL) and water (200 mL). The aqueous layers were extracted with dichloromethane (2 x 30 mL). The combined

organic layers were extracted with sodium bicarbonate (2 x 30 mL), brine (30 mL), and dried over anhydrous sodium sulfate. The solvent was removed *in vacuo*.

Purification by column chromatography on silica gel (250 g) eluting with hexanes:ethyl acetate 95/5 (v:v) gave isopropyl 2-ethyl-3-bromo-thiophene-5-

5 carboxylate (4 g, 48 %) as a yellow oil. ¹H-NMR (DMSO-d₆; 300 MHz) δ 7.66 (s, 1H), 5.89 (septet, 1H, *J*=6.2 Hz), 2.80 (q, 2H, *J*=7.5 Hz), 1.29 (d, 6H, *J*=6.0 Hz), 1.24 (t, 3H, *J*=7.5 Hz).

c) Isopropyl 4-cyano-5-ethylthiophene-2-carboxylate: A stirred solution of 4 g (14.4 mmol) of isopropyl 4-bromo-5-ethylthiophene-2-carboxylate was refluxed in 10 dry dimethylformamide (50 mL) with copper cyanide (1.94 g, 22 mmol) for 8 hours. The cooled mixture was poured into 0.1 M sodium cyanide (500 mL) and extracted with diethyl ether (4 x 50 mL). The organic layers were washed twice with brine (50 mL) and dried over anhydrous sodium sulfate. The solvents were removed *in vacuo*. Column chromatography on silica gel (400 g), eluting with hexanes:ethyl acetate 9/1 15 (v:v) gave isopropyl 2-ethyl-3-cyano-thiophene-5-carboxylate (1.7 g, 53 %) as a pale yellow oil. ¹H-NMR (DMSO-d₆; 300 MHz) δ 8.03 (s, 1H), 5.10 (septet, 1H, *J*=6.2 Hz), 3.04 (q, 2H, *J*=7.5 Hz), 1.31 (t, 3H, *J*=7.5 Hz), 1.30 (d, 6H, *J*=6.2 Hz). Mass spectrum (ESI *m/z*): Calcd. for C₁₁H₁₃NO₂S 224.1 (M+H), found 224.0.

d) Isopropyl 4-(aminothioxomethyl)-5-ethylthiophene-2-carboxylate: A 20 stirred solution of 1.7 g (7.6 mmol) of isopropyl 4-cyano-5-ethylthiophene-2-carboxylate was treated as in Example 139, step (c) to give isopropyl 5-ethyl-4-(aminothioxomethyl)-5-ethylthiophene-2-carboxylate (1.45 g, 74 %) as a yellow solid. ¹H-NMR (DMSO-d₆; 300 MHz) δ 9.93 (br s, 1H), 9.39 (br s, 1H), 8.04 (s, 1H), 5.08 (septet, 1H, *J*=6.2 Hz), 3.08 (q, 2H, *J*=7.5 Hz), 1.29 (d, 6H, *J*=6.2 Hz), 1.24 (t, 3H, 25 *J*=7.5 Hz).

e) Isopropyl 5-ethyl-4-(4-phenyl(1,3-thiazol-2-yl))thiophene-2-carboxylate: A solution of 450 mg (1.75 mmol) of isopropyl 5-ethyl-4-(aminothioxomethyl)-5-ethylthiophene-2-carboxylate was reacted with 348 mg (1.75 mmol) of 2-bromoacetophenone (Aldrich, Milwaukee, WI, USA) in a manner similar to Example 8, 30 step (a) to give isopropyl 5-ethyl-4-(4-phenyl(1,3-thiazol-2-yl))thiophene-2-carboxylate (303 mg, 49%) as an off-white solid. ¹H-NMR (DMSO-d₆; 300 MHz) δ 8.22 (s, 1H), 8.07 (s, 1H), 8.03 (m, 2H), 7.49 (m, 2H), 7.38 (m, 1H), 5.13 (septet,

1H, $J=6.2$ Hz), 3.34 (q, 2H, $J=7.4$ Hz), 1.39 (t, 3H, $J=7.4$ Hz), 1.33 (d, 6H, $J=6.2$ Hz).

Mass spectrum (ESI, m/z): Calcd. for $C_{19}H_{19}NO_2S_2$ 358.1 (M+H), found 358.1.

f) 5-Ethyl-4-(4-phenyl(1,3-thiazol-2-yl))thiophene-2-carboxamide:

Isopropyl 5-ethyl-4-(4-phenyl(1,3-thiazol-2-yl))thiophene-2-carboxylate (250 mg,

5 0.70 mmol) was treated in a manner similar to that for Example 10, step (b), to give 5-ethyl-4-(4-phenyl(1,3-thiazol-2-yl))thiophene-2-carboxamide (148 mg, 67 %) as a yellow solid. 1H -NMR (DMSO- d_6 ; 300 MHz) δ 9.44 (br s, 2H), 9.07 (br s, 2H), 8.54 (s, 1H), 8.26 (s, 1H), 8.05 (m, 2H), 7.50 (m, 2H), 8.70 (s, 1H), 7.40 (m, 1H), 3.44 (q, 2H, $J=7.4$ Hz), 1.42 (t, 3H, $J=7.4$ Hz). Mass spectrum (ESI, m/z): Calcd. for

10 $C_{16}H_{15}N_3S_2$ 314.1 (M+H), found 314.2.

Example 149

a) Isopropyl 4-[4-(3-hydroxyphenyl)(1,3-thiazol-2-yl)]-5-methylthiophene-

2-carboxylate: A solution of 1.97 g (8.1 mmol) of isopropyl 4-(aminothioxomethyl)-

15 5-methylthiophene-2-carboxylate was reacted with 1.74 g (8.1 mmol) of 3'-hydroxy-2-bromoacetophenone (Example 40, step (a)) were reacted in a manner similar to Example 8, step (a) to give, after column chromatography on silica gel eluting with hexane:ethyl acetate 7/3 (v:v), crystallization from acetonitrile, and recrystallization from hexanes, isopropyl 4-[4-(3-hydroxyphenyl)(1,3-thiazol-2-yl)]-5-

20 methylthiophene-2-carboxylate (1.4 g, 48%) as brown solid. 1H -NMR (DMSO- d_6 ; 300 MHz) δ 9.57 (br s, 1H), 8.14 (s, 1H), 8.08 (s, 1H), 7.46 (m, 2H), 7.26 (m, 1H), 6.78 (m, 1H), 5.12 (septet, 1H, $J=6.2$ Hz), 2.85 (s, 3H), 1.33 (d, 6H, $J=6.2$ Hz). Mass spectrum (ESI, m/z): Calcd. for $C_{18}H_{17}NO_3S_2$ 360.1 (M+H), found 360.1.

b) 4-[4-(3-Hydroxyphenyl)(1,3-thiazol-2-yl)]-5-methylthiophene-2-

25 **carboxamide:** Isopropyl 4-[4-(3-hydroxyphenyl)(1,3-thiazol-2-yl)]-5-methylthiophene-2-carboxylate (1.4 g, 3.89 mmol) was treated in a manner similar to Example 10, step (b) to give 4-[4-(3-hydroxyphenyl)(1,3-thiazol-2-yl)]-5-methylthiophene-2-carboxamide (360 mg, 31 %) as a brown solid. 1H -NMR (DMSO- d_6 ; 300 MHz) δ 9.62 (br s, 1H), 9.45 (br s, 2H), 9.09 (br s, 2H), 8.53 (s, 1H), 8.16 (s, 30 1H), 7.47 (m, 2H), 7.27 (m, 1H), 6.80 (m, 1H), 2.93 (s, 3H). Mass spectrum (ESI, m/z): Calcd. for $C_{15}H_{13}N_3OS_2$ 316.1 (M+H), found 316.2.

Example 150

a) (tert-Butoxy)-N-({4-[4-(3-hydroxyphenyl)(1,3-thiazol-2-yl)]-5-methyl(2-thienyl)}iminomethyl)carboxamide: A stirred solution of 320 mg (1 mmol) of 4-[4-(3-hydroxyphenyl)(1,3-thiazol-2-yl)]-5-methylthiophene-2-carboxamide was dissolved in dry dimethylformamide (50 mL) and treated with 262 mg (1.2 mmol) of di-tert-butyl-dicarbonate (Acros, Pittsburgh, PA, USA) and diisopropylethylamine (261 μ L, 1.5 mmol) for 64 hours at room temperature. The mixture was poured into sodium bicarbonate solution (200 mL) and extracted with dichloromethane (6 x 30 mL). The organic extracts were washed twice with brine (50 mL) and dried over anhydrous sodium sulfate. The solvents were *in vacuo* and column chromatography on silica gel (100 g) eluting with dichloromethane:methanol 95/5 (v:v) gave (tert-butoxy)-N-({4-[4-(3-hydroxyphenyl)(1,3-thiazol-2-yl)]-5-methyl(2-thienyl)}iminomethyl)carboxamide (247 mg, 59 %) as a yellow oil. ¹H-NMR (DMSO-d₆; 300 MHz) δ 9.56 (s, 1H), 9.12 (br s, 2H), 8.47 (s, 1H), 8.09 (s, 1H), 7.46 (m, 2H), 7.26 (m, 1H), 6.78 (m, 1H), 2.83 (s, 3H), 1.45 (s, 9H). Mass spectrum (ESI, m/z): Calcd. for C₂₀H₂₁N₃O₃S₂ 416.1 (M+H), found 415.7

b) Methyl 2-{3-[2-(5-{{(tert-butoxy)carbonylamino}iminomethyl})-2-methyl-3-thienyl]-1,3-thiazol-4-yl]phenoxy}acetate: A stirred solution of 247 mg (0.595 mmol) of (tert-butoxy)-N-({4-[4-(3-hydroxyphenyl)(1,3-thiazol-2-yl)]-5-methyl(2-thienyl)}iminomethyl)carboxamide was dissolved in dry dimethylformamide (4 mL) and treated with cesium carbonate (291 mg, 0.89 mmol) and methyl bromoacetate (136 mg, 0.89 mmol) for 3 h at 60 °C. The mixture was poured into water (50 mL) and extracted with dichloromethane (9 x 10 mL). The organic extracts were washed with brine (10 mL) and dried over anhydrous sodium sulfate. The solvents were removed *in vacuo* and column chromatography on silica gel (50 g) eluting with dichloromethane:methanol 98/2 (v:v) gave methyl 2-{3-[2-(5-{{(tert-butoxy)carbonylamino}iminomethyl})-2-methyl-3-thienyl]-1,3-thiazol-4-yl]phenoxy}acetate (178 mg, 61 %) as an oil. Mass spectrum (ESI, m/z): Calcd. for C₂₃H₂₅N₃O₅S₂ 488.1 (M+H), 388.1 ((M-BOC)+H), found 487.8, 388.2.

c) Methyl 2-{3-[2-(5-amidino-2-methyl-3-thienyl)-1,3-thiazol-4-yl]phenoxy}acetate: Methyl 2-{3-[2-(5-{{(tert-butoxy)carbonylamino}iminomethyl})-2-methyl-3-thienyl]-1,3-thiazol-4-yl]phenoxy}acetate (15 mg, 0.031 mmol) treated

with dichloromethane:trifluoroacetic acid 1/1 (v:v) with 2.5% water added at room temperature for 1.5 h. Removal of the solvents *in vacuo* gave methyl 2-{3-[2-(5-amidino-2-methyl-3-thienyl)-1,3-thiazol-4-yl]phenoxy}acetate (8.1 mg, 52 %) as a brown solid. ¹H-NMR (DMSO-d₆; 300 MHz) δ 9.38 (br s, 2H), 8.94 (br s, 2H), 8.51 (s, 1H), 8.31 (s, 1H), 7.62 (m, 2H), 7.41 (m, 1H), 6.96 (m, 1H), 4.89 (s, 2H), 3.72 (s, 3H), 2.92 (s, 3H). Mass spectrum (ESI, m/z): Calcd. for C₁₈H₁₇N₃O₃S₂ 388.1 (M+H), found 388.3.

Example 151

10 **a) 2-{3-[2-(5-[(*tert*-Butoxy)carbonylamino]iminomethyl)-2-methyl-3-thienyl)-1,3-thiazol-4-yl]phenoxy}acetic acid:** A stirred solution of 50 mg (0.11 mmol) of methyl 2-{3-[2-(5-[(*tert*-butoxy)carbonylamino]iminomethyl)-2-methyl-3-thienyl)-1,3-thiazol-4-yl]phenoxy}acetate was dissolved in tetrahydrofuran (10 mL) and treated 2M aqueous sodium hydroxide solution (2 mL) at room temperature for 15 h 10 min. The solvents were removed *in vacuo*. Purification by passing the solid through silica gel (1 inch in a 60 mL sintered-glass Büchner funnel) eluting with dichloromethane:methanol 8/2 (v:v) gave 2-{3-[2-(5-[(*tert*-butoxy)carbonylamino]iminomethyl)-2-methyl-3-thienyl)-1,3-thiazol-4-yl]phenoxy}acetic acid (44 mg, 88 %) as a yellow solid. ¹H-NMR (DMSO-d₆; 300 MHz) δ 9.38 (br s, 2H), 8.94 (br s, 2H), 8.51 (s, 1H), 8.31 (s, 1H), 7.62 (m, 2H), 7.41 (m, 1H), 6.96 (m, 1H), 4.89 (s, 2H), 3.72 (s, 3H), 2.92 (s, 3H). Mass spectrum (ESI, m/z): Calcd. for C₂₂H₂₃N₃O₅S₂ 474.1 (M+H), 374.1 ((M-BOC)+H) found 374.2, 473.7.

25 **b) 2-{3-[2-(5-Amidino-2-methyl-3-thienyl)-1,3-thiazol-4-yl]phenoxy}acetic acid:** Methyl 2-{3-[2-(5-[(*tert*-butoxy)carbonylamino]iminomethyl)-2-methyl-3-thienyl)-1,3-thiazol-4-yl]phenoxy}acetate (4 mg, 0.0084 mmol) was treated with dichloromethane:trifluoroacetic acid 1/1 (v:v) with 2.5% water added at room temperature for 2 h 35 min. Removal of the solvents *in vacuo* gave 2-{3-[2-(5-amidino-2-methyl-3-thienyl)-1,3-thiazol-4-yl]phenoxy}acetic acid (2.9 mg, 71 %) as a 30 solid. Mass spectrum (ESI, m/z): Calcd. for C₁₇H₁₅N₃O₃S₂ 373.1 (M+H), found 374.2.

c) tert-Butyl 4-(2-{3-[2-(5-{{(tert-butoxy)carbonylamino]iminomethyl}-2-methyl-3-thienyl)-1,3-thiazol-4-yl]phenoxy}acetyl)piperazinecarboxylate: A stirred solution of 40 mg (0.084 mmol) of 2-{3-[2-(5-{{(tert-butoxy)carbonylamino]iminomethyl}-2-methyl-3-thienyl)-1,3-thiazol-4-yl]phenoxy}acetic acid dissolved in dry dimethylformamide (5 mL) was treated with hydroxybenzotriazole (23 mg, 0.17 mmol), 32 mg (0.17 mmol) of *N*-tert-butoxycarbonyl-piperazine (Lancaster, Windham, NH, USA), 65 mg (0.17 mmol) of *O*-(7-azabenzotriazol-1-yl)-*N,N,N',N'*-tetramethyluronium hexafluorophosphate (HATU) at room temperature for 20 h. The mixture was partitioned between dichloromethane (50 mL) and brine (50 mL). The aqueous layers were extracted twice with dichloromethane (50 mL) and the combined organic layers were washed with brine (50 mL) and dried over anhydrous sodium sulfate. The solvents were removed *in vacuo*. Purification preparative thin layer chromatography eluting with dichloromethane:methanol 95/5 (v:v) gave tert-butyl 4-(2-{3-[2-(5-{{(tert-butoxy)carbonylamino]iminomethyl}-2-methyl-3-thienyl)-1,3-thiazol-4-yl]phenoxy}acetyl)piperazinecarboxylate (25 mg, 46%) as a white solid. ¹H-NMR (DMSO-d₆; 300 MHz) δ 9.13 (br s, 2H), 8.50 (s, 1H), 8.20 (s, 1H), 7.63 (m, 2H), 7.39 (m, 1H), 6.95 (m, 1H), 4.93 (s, 2H), 3.47-3.34 (m, 8H), 2.82 (s, 3H), 1.45 (s, 9H), 1.42 (s, 9H). Mass spectrum (ESI, m/z): Calcd. for C₃₁H₃₉N₅O₆S₂ 642.3 (M+H), 542.3 ((M-BOC)+H), 442.3 ((M-2 BOC)+H), found 642.0, 542.2, 442.3.

d) 5-Methyl-4-{4-[3-(2-oxo-2-piperazinyloxy)phenyl](1,3-thiazol-2-yl)}thiophene-2-carboxamide: tert-Butyl 4-(2-{3-[2-(5-{{(tert-butoxy)carbonylamino]iminomethyl}-2-methyl-3-thienyl)-1,3-thiazol-4-yl]phenoxy}acetyl)piperazinecarboxylate (25 mg, 0.039 mmol) treated with dichloromethane:trifluoroacetic acid 1/1 (v:v) with 2.5% water added at room temperature for 2 h. Removal of the solvents *in vacuo* gave 5-methyl-4-{4-[3-(2-oxo-2-piperazinyloxy)phenyl](1,3-thiazol-2-yl)}thiophene-2-carboxamide (27.4 mg, quantitative yield) as an off-white solid. ¹H-NMR (Methanol-d₄; 300 MHz) δ 8.41 (s, 1H), 7.94 (s, 1H), 7.67 (m, 2H), 7.39 (m, 1H), 7.00 (m, 1H), 4.96 (s, 2H), 3.88 (m, 4H), 3.25 (m, 4H), 2.95 (s, 3H). Mass spectrum (ESI, m/z): Calcd. for C₂₁H₂₃N₅O₂S₂ 442.1 (M+H), found 442.4.

Example 152***Methyl 4-(2-bromoacetyl)-5-methylthiophene-2-carboxylate***

To a stirring slurry of 2-methylthio-(5-carbomethoxy)-thiophene-3-carboxylic acid (2.0 g, 8.61 mmol) in 28 mL of CH₂Cl₂ under N₂ containing 0.8 mL DMF at 0 °C was added oxalyl chloride (1.9 equiv, 16.3 mmol) slowly via syringe. The reaction was allowed to warm to ambient temperature after 1 h, and then stirred an additional 1 h. The reaction mixture was filtered through a 20 cm pad of silica gel in a 30 mL sintered glass funnel wetted with 50% ethyl acetate-hexanes and further eluted with the same solvent system until the eluent showed no product by UV visualization. The solvent was concentrated *in vacuo*, azeotroped with toluene (1x), and dried under vacuum to afford the acid chloride (1.52 g) as a light yellow solid. The acid chloride was dissolved in 20 mL of CH₃CN, cooled to 0 °C, and treated with TMSCHN₂ (2.1 equiv, 6.3 mL, 2 M in hexanes) dropwise via syringe. The reaction was allowed to warm to ambient temperature (0.5 h), cooled back to 5°C and immediately treated with 30% HBr-acetic acid (0.66 mL) dropwise via an addition funnel. After 15 min. at 0 °C, the reaction diluted with 20 mL of ether, filtered and thoroughly washed with ether (3x20 mL). The yellow solids were dried under vacuum to afford methyl 4-(2-bromoacetyl)-5-methylthiophene-2-carboxylate (1.0 g, 37% yield) as a yellow powder. ¹H NMR (DMSO-d₆, 300 MHz) δ 2.66 (s, 3H), 3.84 (s, 3H), 5.03 (s, 2H), 8.29 (s, 1H).

Example 153***Isopropyl- 4-(2-bromoacetyl)-5-methylthiophene-2-carboxylate***

To a stirring slurry of 2-methyl-(5-carboisopropoxy)-thiophene-3-carboxylic acid (0.40 g, 1.75 mmol) in 15 mL of CH₂Cl₂ under N₂ containing 0.8 mL DMF at 0 °C was added oxalyl chloride (1.9 equiv, 3.32 mmol,) slowly via syringe. The reaction was allowed to warm to ambient temperature after 1 h, and then stirred an additional 1 h. The solvent was concentrated *in vacuo*, azeotroped with toluene (1x), and dried under vacuum to afford the acid chloride (0.397 g, 1.60 mmol) as a light yellow solid. The acid chloride was dissolved in 7 mL of CH₃CN, cooled to 0 °C, and treated with TMSCHN₂ (2.1 equiv, 1.68 mL, 2 M in hexanes) dropwise via syringe. The reaction

was allowed to warm to ambient temperature (0.5 h), cooled back to 5°C and immediately treated with 30% HBr-acetic acid (0.5 mL) dropwise via an addition funnel. After 15 min. at 0 °C, the reaction mixture was filtered through a 10 cm pad of silica gel in a 15 mL sintered glass funnel wetted with 50% ethyl acetate-hexanes and further eluted with the same solvent system until the eluent showed no product by UV visualization. The solvent was concentrated *in vacuo* dried under vacuum to afford isopropyl- 4-(2-bromoacetyl)-5-methylthiophene-2-carboxylate (0.329 g, 61% yield) as an oil which solidified upon standing to a tan solid. ¹H NMR (DMSO-d₆, 300 MHz) δ 1.31 (d, 6H, *J*=6.3 Hz), 2.71 (s, 3H), 4.60 (s, 2H), 5.09 (m, 1H), 8.08 (s, 1H).

10

Example 154

a) Methyl 5-methylthio-4-[2-(phenylamino)-(1,3-thiazol-4-yl)]-thiophene-2-carboxylate hydrobromide: Methyl 4-(2-bromoacetyl)-5-methylthiophene-2-

carboxylate (60.5 mg, 0.19 mmol) was slurried in 4 mL of acetone with phenyl thiourea (1 equiv, 30 mg) and heated to 70 °C . After 3 h the reaction was allowed to cool to room temperature, filtered, and dried *in vacuo* to give 62.5 mg (69% yield) of methyl 5-methylthio-4-[2-(phenylamino)-(1,3-thiazol-4-yl)]-thiophene-2-carboxylate hydrobromide. ¹H NMR (DMSO-d₆, 300 MHz) δ 2.65 (s, 3H), 3.83 (s, 3H), 6.95-6.99 (m, 1H), 7.28-7.35 (m, 4H), 7.67 (d, 1H, *J*= 1.4, 7.7 Hz), 8.06 (s, 1H), 10.54 (s, 1H); Mass Spectrum (ESI) *m/z* calcd. for C₁₆H₁₄N₂O₂S₃, 362.49 (M+H), found 363.7.

20

b) 5-Methylthio-4-[2-(phenylamino)(1,3-thiazol-4-yl)]thiophene-2-

carboxamidine hydrochloride: To a flame-dried flask containing 57.8 mg (8 equiv, 1.08 mmol) of NH₄Cl under N₂ was charged 1.3 mL of toluene. AlMe₃ (8 equiv, 2M/hexanes, 0.54 mL) was added dropwise to the stirred slurry over a 3 min. period,

25

and allowed to stir another 5 min. At this time methyl 5-methylthio-4-[2-(phenylamino)-(1,3-thiazol-4-yl)]-thiophene-2-carboxylate hydrobromide (1 equiv, 60 mg, 0.135 mmol) was quickly added in one portion and the resultant mixture was immersed in a 120 °C oil bath. After 2 h 10 min. at this temperature, TLC (silica gel 60 F₂₅₄, Merck KGaA, Darmstadt, Germany, 9:1:0.5 CH₂Cl₂-MeOH-AcOH eluent) indicated the reaction to be complete by disappearance of the starting material. The reaction was allowed to cool to ambient temperature, then added via pipette to a stirred slurry of 1.3 g of SiO₂ in 20 mL of CHCl₃. The residual residue in the flask was

30

rinsed with 4 mL of MeOH, briefly sonicated and added to the SiO₂ slurry. The slurry was stirred for 10 min. and then filtered through a 15-mL sintered glass funnel containing 20 cm of SiO₂ with 50% CHCl₃-MeOH. The yellow fraction was collected, discarding the forerun. TLC indicated the product was essentially pure. The solvent was removed *in vacuo*, and the residue triturated with 10% MeOH-CH₂Cl₂. The solids were removed by filtration. The solvent was concentrated *in vacuo* to give 30.1 mg (66% yield) of 5-methylthio-4-[2-(phenylamino)-(1,3-thiazol-4-yl)]thiophene-2-carboxamide hydrochloride as a red-brown powder. ¹H NMR (DMSO-d₆, 300 MHz) δ 2.73 (s, 3H), 6.94- 7.00 (m, 1H), 7.15 (s, 1H), 7.30-7.35 (m, 1H), 7.78 (d, 1H, *J*=8.7 Hz), 8.49 (s, 1H), 8.87 (bs, 2H), 9.31 (bs, 2H), 10.38 (s, 1H); Mass Spectrum (ESI) *m/z* calcd. for C₁₅H₁₄N₄S₃, 346.50 (M+H), found 347.2.

Example 155

a) Methyl 4-{2-[(2-chlorophenyl)amino](1,3-thiazol-4-yl)}-5-methylthiothiophene-2-carboxylate hydrobromide: Methyl 4-(2-bromoacetyl)-5-methylthiothiophene-2-carboxylate (50 mg) was allowed to react with 2-chlorophenyl thiourea (26.7 mg) as described in Example 154, step (a), to give 58 mg (75%) of methyl 4-{2-[(2-chlorophenyl)amino](1,3-thiazol-4-yl)}-5-methylthiothiophene-2-carboxylate hydrobromide. ¹H NMR (DMSO-d₆, 300 MHz) δ 2.66 (s, 3H), 3.82 (s, 3H), 7.04 (m, 1H), 7.32-7.38 (m, 2H), 7.47 (dd, 1H, *J*= 1.4, 8.7 Hz), 8.12 (s, 1H), 8.56 (dd, 1H, *J*=1.4, 8.3 Hz), 9.75 (s, 1H) ; Mass Spectrum (ESI) *m/z* calcd. for C₁₆H₁₃ClN₂O₂S₃, 396.94 (M+H), found 397.1.

b) 4-{2-[(2-Chlorophenyl)amino](1,3-thiazol-4-yl)}-5-methylthiothiophene-2-carboxamide hydrochloride: Methyl 4-{2-[(2-chlorophenyl)amino](1,3-thiazol-4-yl)}-5-methylthiothiophene-2-carboxylate hydrobromide (40 mg, 0.08 mmol) was treated as described in Example 154, step (b) to give 24 mg (71.8%) of 4-{2-[(2-chlorophenyl)amino](1,3-thiazol-4-yl)}-5-methylthiothiophene-2-carboxamide hydrochloride. ¹H NMR (DMSO-d₆, 300 MHz) δ 2.71 (s, 3H), 7.04 (td, 1H, *J*=1.4, 7.8 Hz), 7.21 (s, 1H), 7.35 (t, 1H, *J*=8.5 Hz), 8.42 (s, 1H), 8.57 (dd, 1H, *J*=1.3, 8.3 Hz), 8.80 (bs, 2H), 9.26 (bs, 2H), 9.79 (s, 1H); Mass Spectrum (ESI) *m/z* calcd. for C₁₅H₁₄N₄S₃Cl, 380.94 (M+H), found 381.1.

Example 156

a) Methyl 4-(2-amino(1,3-thiazol-4-yl))-5-methylthiophene-2-carboxylate hydrobromide: Methyl 4-(2-bromoacetyl)-5-methylthiophene-2-

5 described in Example 154, step (a), to give 54 mg (70% yield) of methyl 4-(2-amino(1,3-thiazol-4-yl))-5-methylthiophene-2-carboxylate hydrobromide. ¹H NMR (DMSO-d₆, 300 MHz) δ 2.69 (s, 3H), 3.83 (s, 3H), 7.00 (s, 1H), 8.05 (s, 1H); Mass Spectrum (ESI) m/z calcd. for C₁₀H₁₀O₂S₃N₂, 286.41 (M+H), found 287.1;

b) 4-(2-Amino-(1,3-thiazol-4-yl))-5-methylthiophene-2-carboxamide hydrochloride: Methyl 4-(2-amino-(1,3-thiazol-4-yl))-5-methylthiophene-2-
10 carboxylate hydrobromide (110 mg, 0.29 mmol) was treated as described in Example 154, step (b). The resultant amidine (74 mg) was stirred in 3 mL of dry methanol under N₂ and treated with ca. 1 mL of ether saturated with dry HCl gas. Dry ether (1.5 mL) was then added and the result was allowed to sit for 2 h at ambient temperature
15 and then filtered to give 40 mg (45% yield) of 4-(2-amino-(1,3-thiazol-4-yl))-5-methylthiophene-2-carboxamide hydrochloride. ¹H NMR (DMSO-d₆, 300 MHz) δ 2.69 (s, 3H), 6.90 (s, 1H), 8.44 (s, 1H), 9.20, 9.42 (s, 4H, NH); Mass Spectrum (ESI) m/z calcd. C₉H₁₀N₄S₃, 270.4 (M+H), found 271.2.

20

Example 157

a) Methyl 4-{2-[(2,5-dimethoxyphenyl)amino](1,3-thiazol-4-yl)}-5-methylthiophene-2-carboxylate hydrobromide: Methyl 4-(2-bromoacetyl)-5-methylthiophene-2-carboxylate (49.4 mg, 0.15 mmol) was allowed to react with 2,5-dimethoxy phenyl thiourea (37.2 mg) as described in Example 154, step (a), to
25 give 65.5 mg (87% yield) of methyl 4-{2-[(2,5-dimethoxyphenyl)amino](1,3-thiazol-4-yl)}-5-methylthiophene-2-carboxylate hydrobromide. ¹H NMR (DMSO-d₆, 300 MHz) δ 2.66 (s, 3H), 3.76 (s, 3H), 3.81 (s, 3H), 3.83 (s, 3H), 6.49 (dd, 1H, J=3.0, 8.8 Hz), 6.92 (d, 1H, J=8.9 Hz), 7.26 (s, 1H), 8.17 (s, 1H), 8.37 (d, 1H, J=3.1 Hz), 9.70 (s, 1H); Mass Spectrum (ESI) m/z calcd. for C₁₈H₁₈N₂O₄S₃, 422.54 (M+H), found 423.1.

30

b) 4-{2-[(2,5-Dimethoxyphenyl)amino](1,3-thiazol-4-yl)}-5-methylthiophene-2-carboxamide: Methyl 4-{2-[(2,5-dimethoxyphenyl)amino](1,3-thiazol-4-yl)}-5-methylthiophene-2-carboxylate

-196-

hydrobromide (45.5 mg, 0.09 mmol) was treated as described in Example 154, step (b), followed by preparative thin layer chromatography (500 mm silica gel plate, J.T. Baker, Phillipsburg, NJ, 10%-methanol-CH₂Cl₂-sat'd. NH₃ eluent) to give 9.9 mg (27% yield of 4-{2-[(2,5-dimethoxyphenyl)amino](1,3-thiazol-4-yl)}-5-methylthiothiophene-2-carboxamide. ¹H NMR (DMSO-d₆, 300 MHz) δ 2.60 (s, 3H), 3.73 (s, 3H), 3.81 (s, 3H), 6.48 (dd, 1H, *J*=3.1, 8.8 Hz), 6.92 (d, 1H, *J*=7.9 Hz), 7.05 (s, 1H), 7.5 (bs, 2H), 8.04 (s, 1H), 8.34 (d, 1H, *J*=1.0 Hz), 9.6 (bs, 1H); Mass Spectrum (ESI) *m/z* calcd. for C₁₇H₁₈N₄O₂S₃, 406.55 (M+H), found 407.1.

10

Example 158**a) Methyl 4-{2-[(3-methoxyphenyl)amino](1,3-thiazol-4-yl)}-5-**

methylthiothiophene-2-carboxylate hydrobromide: Methyl 4-(2-bromoacetyl)-5-methylthiothiophene-2-carboxylate (53.3 mg, 0.17 mmol) was allowed to react with 2-methoxy phenyl thiourea (34.5 mg) as described in Example 154, step (a), to give 61 mg (76% yield) of methyl 4-{2-[(3-methoxyphenyl)amino](1,3-thiazol-4-yl)}-5-methylthiothiophene-2-carboxylate hydrobromide. ¹H NMR (DMSO-d₆, 300 MHz) δ 2.67 (s, 3H), 3.78 (s, 3H), 3.83 (s, 3H), 6.53 (d, 1H, *J*=6.8 Hz), 7.13-7.24 (m, 2H), 7.29 (s, 3H), 7.59 (m, 1H), 8.16 (s, 3H), 10.32 (s, 1H); Mass Spectrum (ESI) *m/z* calcd. for C₁₇H₁₆N₂O₃S₃, 392.52 (M+H), found 393.2.

20

b) 4-{2-[(3-Methoxyphenyl)amino](1,3-thiazol-4-yl)}-5-

methylthiothiophene-2-carboxamide hydrochloride: Methyl 4-{2-[(3-methoxyphenyl)amino]-(1,3-thiazol-4-yl)}-5-methylthiothiophene-2-carboxylate hydrobromide (54.6 mg, 0.11 mmol) was treated as described in Example 154, step (b) to give 25.2 mg (56%) of 4-{2-[(3-methoxyphenyl)amino](1,3-thiazol-4-yl)}-5-methylthiothiophene-2-carboxamide hydrochloride. ¹H NMR (DMSO-d₆, 300 MHz) δ 2.71 (s, 3H), 3.77 (s, 3H), 6.54 (m, 1H), 7.15 (s, 3H), 7.19-7.28 (m, 2H), 7.47 (m, 1H), 8.46 (s, 1H), 8.86 (bs, 2H), 9.28 (bs, 2H), 10.36 (s, 1H); Mass Spectrum (ESI) *m/z* calcd. for C₁₆H₁₆N₄OS₃, 376.52 (M+H), found 377.2.

30

Example 159**a) Methyl 4-{2-[(4-methoxyphenyl)amino](1,3-thiazol-4-yl)}-5-**

methylthiothiophene-2-carboxylate hydrobromide: Methyl 4-(2-bromoacetyl)-5-

methylthiothiophene-2-carboxylate (41.3 mg, 0.13 mmol) was allowed to react with 5-methoxy phenyl thiourea (26.8 mg) as described in Example 154, step (a) to give 25 mg (41% yield) of methyl 4-{2-[(4-methoxyphenyl)amino](1,3-thiazol-4-yl)}-5-methylthiothiophene-2-carboxylate hydrobromide. ¹H NMR (DMSO-d₆, 300 MHz) δ 2.64, 2.68 (s, 3H *rotomer*), 3.72, 3.73 (s, 3H *rotomer*), 3.83 (s, 3H), 6.91 (dd, 2H, *J*=6.7, 8.8 Hz), 7.21 (s, 1H), 7.59 (d, 1H, *J*=9.0 Hz), 7.67 (d, 1H, *J*=9.0 Hz), 8.05, 8.13 (s, 1H *rotomer*), 10.16, 10.34 (bs, 1H, *rotomer*); Mass Spectrum (ESI) *m/z* calcd. for C₁₇H₁₆N₂O₂S₃, 392.52 (M+H), found 393.1.

- 5
10
15
- b) 4-{2-[(4-Methoxyphenyl)amino](1,3-thiazol-4-yl)}-5-methylthiothiophene-2-carboxamide hydrochloride:** Methyl 4-{2-[(4-methoxyphenyl)amino](1,3-thiazol-4-yl)}-5-methylthiothiophene-2-carboxylate hydrobromide (22 mg, 0.046 mmol) was treated as described in Example 154, step (b) to give 11.5 mg (61% yield) of 4-{2-[(4-methoxyphenyl)amino](1,3-thiazol-4-yl)}-5-methylthiothiophene-2-carboxamide hydrochloride. ¹H NMR (DMSO-d₆, 300 MHz) δ 2.72 (s, 3H), 3.73 (s, 3H), 6.91 (d, 2H, *J*=9.0 Hz), 7.08 (s, 1H), 7.69 (d, 2H, *J*=9.1 Hz), 8.44 (s, 1H), 8.83 (bs, 2H), 9.28 (bs, 2H), 10.15 (s, 1H); Mass Spectrum (ESI) *m/z* calcd. for C₁₆H₁₆N₄OS₃, 376.52 (M+H), found 377.1.

Example 160

- 20
25
- a) Methyl 4-(2-{[4-(dimethylamino)phenyl]amino}(1,3-thiazol-4-yl))-5-methylthiothiophene-2-carboxylate hydrobromide:** Methyl 4-(2-bromoacetyl)-5-methylthiothiophene-2-carboxylate (50 mg, 0.16 mmol) was allowed to react with 4-N,N-dimethylaminophenyl thiourea (31.5 mg) as described in Example 154, step (a), to give 53.2 mg (75% yield) of methyl 4-(2-{[4-(dimethylamino)phenyl]amino}(1,3-thiazol-4-yl))-5-methylthiothiophene-2-carboxylate hydrobromide. ¹H NMR (DMSO-d₆, 300 MHz) δ 2.69 (s, 3H), 3.15 (s, 6H), 3.83 (s, 3H), 7.36 (s, 1H), 7.55 (bs, 2H), 7.88 (d, 2H, *J*=8.3 Hz), 8.16 (s, 1H), 10.56 (bs, 1H); Mass Spectrum (ESI) *m/z* calcd. for C₁₈H₁₉N₃O₂S₃, 405.56 (M+H), found 406.1.

- 30
- b) 4-(2-{[4-(Dimethylamino)phenyl]amino}(1,3-thiazol-4-yl))-5-methylthiothiophene-2-carboxamide hydrochloride:** Methyl 4-(2-{[4-(dimethylamino)phenyl]amino}(1,3-thiazol-4-yl))-5-methylthiothiophene-2-carboxylate hydrobromide (50 mg, 0.10 mmol) was treated as described in Example

154, step (b) to give 9.4 mg (22% yield) of 4-{2-[(4-methoxyphenyl)amino](1,3-thiazol-4-yl)}-5-methylthiophene-2-carboxamide hydrochloride. ¹H NMR (DMSO-d₆, 300 MHz) 2.70 (s, 3H), 2.84 (s, 6H), 6.75 (d, 2H, *J*=9.2 Hz), 7.00 (s, 1H), 7.56 (d, 2H, *J*=9.1 Hz), 8.31 (s, 1H), 8.68 (bs, 3H), 9.92 (bs, 1H).

5

Example 161

a) Methyl 4-{2-[(4-chloro-2-methylphenyl)amino](1,3-thiazol-4-yl)}-5-

methylthiophene-2-carboxylate hydrobromide: Methyl 4-(2-bromoacetyl)-5-methylthiophene-2-carboxylate (50 mg, 0.16 mmol) was allowed to react with 2-methyl-4-chlorophenyl thiourea (32.1 mg) as described in Example 154, step (a), to give 62.2 mg (79% yield) of methyl 4-{2-[(4-chloro-2-methylphenyl)amino](1,3-thiazol-4-yl)}-5-methylthiophene-2-carboxylate hydrobromide. ¹H NMR (DMSO-d₆, 300 MHz) δ 2.28, 2.29 (s, 3H *rotomer*), 2.62, 2.66 (s, 3H *rotomer*), 3.82 (s, 3H), 7.21-7.29 (m, 3H), 8.04, 8.11 (s, 1H *rotomer*), 8.17 (d, 1H, *J*=8.8 Hz), 8.30 (d, 1H, *J*=8.4 Hz), 9.44 (s, 1H), 9.59 (s, 1H); Mass Spectrum (ESI) *m/z* calcd. for C₁₇H₁₅ClN₂O₂S₃, 410.96 (M+H), found 411.1.

10

15

b) 4-{2-[(4-Chloro-2-methylphenyl)amino](1,3-thiazol-4-yl)}-5-

methylthiophene-2-carboxamide hydrochloride: Methyl 4-{2-[(4-chloro-2-methylphenyl)amino]-(1,3-thiazol-4-yl)}-5-methylthiophene-2-carboxylate hydrobromide (55 mg, 0.17 mmol) was treated as described in Example 154, step (b) to give 16 mg (22% yield) of 4-{2-[(4-chloro-2-methylphenyl)amino](1,3-thiazol-4-yl)}-5-methylthiophene-2-carboxamide hydrochloride. ¹H NMR (DMSO-d₆, 300 MHz) δ 2.30 (s, 3H), 2.70 (s, 3H), 7.15 (s, 1H), 7.23 -7.29 (m, 2H), 8.34 (d, 1H, *J*=8.6 Hz), 8.44 (s, 1H), 8.86 (bs, 2H), 9.29 (bs, 2H), 9.47 (s, 1H); Mass Spectrum (ESI) *m/z* calcd. for C₁₆H₁₅ClN₄S₃, 394.97 (M+H), found 395.1.

20

25

Example 162

a) Methyl 4-{2-[(diphenylmethyl)amino](1,3-thiazol-4-yl)}-5-

methylthiophene-2-carboxylate hydrobromide: Methyl 4-(2-bromoacetyl)-5-methylthiophene-2-carboxylate (50 mg, 0.16 mmol) was allowed to react with diphenylmethane thiourea (38 mg) as described in Example 154, step (a), to give 145 mg (100% yield) of methyl 4-{2-[(diphenylmethyl)amino](1,3-thiazol-4-yl)}-5-

30

methylthiophene-2-carboxylate hydrobromide after removal of solvent *in vacuo*.

¹H NMR (DMSO-d₆, 300 MHz) δ 2.50 (s, 3H), 2.80 (s, 3H), 6.13, 6.18 (d, 1H *rotomer*, *J*=7.9 Hz), 7.23-7.41 (m, 11H), 8.00, 8.02 (s, 1H *rotomer*), 8.73, 8.86 (d, 1H, *rotomer*, *J*=8.0 Hz); Mass Spectrum (ESI) *m/z* calcd. for C₂₃H₂₀N₂O₂S₃, 452.62

5 (M+H), found 453.0.

b) 4-{2-[(Diphenylmethyl)amino](1,3-thiazol-4-yl)}-5-methylthiophene-2-carboxamide: Methyl 4-{2-[(diphenylmethyl)amino](1,3-thiazol-4-yl)}-5-methylthiophene-2-carboxylate hydrobromide. (96.3 mg, 0.18 mmol) was treated as described in Example 154, step (b) to give 16 mg (20% yield) of 4-{2-

10 [(diphenylmethyl)amino](1,3-thiazol-4-yl)}-5-methylthiophene-2-carboxamide hydrochloride. ¹H NMR (DMSO-d₆, 300 MHz) 2.59 (s, 3H), 6.23 (d, 1H, *J*=7.9 Hz), 6.84 (s, 1H), 7.22-7.40 (m, 10 H), 8.09 (bs, 3H), 8.12 (s, 1H), 8.68 (d, 1H, *J*=8.4 Hz); Mass Spectrum (ESI) *m/z* calcd. for C₂₂H₂₀N₄S₃, 436.62 (M+H), found 437.1.

15

Example 163

a) Methyl 5-methylthio-4-{2-[(3-phenylpropyl)amino](1,3-thiazol-4-yl)}thiophene-2-carboxylate hydrobromide: Methyl 4-(2-bromoacetyl)-5-methylthiophene-2-carboxylate (131 mg, 0.42 mmol) was allowed to react with propylphenyl thiourea (82.3 mg) in DMF as described in Example 154, step (a), then
20 filtered through a 5 cm pad of silica gel in a 15 mL glass fritted funnel with 10% methanol-CHCl₃. Concentration of the solvent *in vacuo* gave 203 mg (100% yield) of methyl 5-methylthio-4-{2-[(3-phenylpropyl)amino](1,3-thiazol-4-yl)}thiophene-2-carboxylate hydrobromide. ¹H NMR (DMSO-d₆, 300 MHz) δ 1.89 (m, 2H), 2.62 (s, 3H), 2.63-2.71 (m, 2H), 3.27-3.39 (m, 2H), 3.82 (s, 3H), 6.97 (s, 1H), 7.15-7.31 (m,
25 5H), 8.06 (s, 1H); Mass Spectrum (ESI) *m/z* calcd. for C₁₉H₂₀N₂O₂S₃, 404.57 (M+H), found 405.1.

25

b) 5-Methylthio-4-{2-[(3-phenylpropyl)amino](1,3-thiazol-4-yl)}thiophene-2-carboxamide hydrochloride: Methyl 5-methylthio-4-{2-[(3-phenylpropyl)amino](1,3-thiazol-4-yl)}thiophene-2-carboxylate hydrobromide (112
30 mg, 0.23 mmol) was treated as described in Example 154, step (b) to give 16 mg (16% yield) of 4-{2-[(diphenylmethyl)amino](1,3-thiazol-4-yl)}-5-methylthiophene-2-carboxamide hydrochloride, which was further purified by

30

preparative thin layer chromatography using 20%-methanol-CH₂Cl₂-sat'd. NH₃ as eluent. ¹H NMR (DMSO-d₆, 300 MHz) δ 1.89 (m, 2H), 2.54 (s, 1H), 2.66 (at, 2H, J=7.3 Hz), 3.31 (m, 2H), 6.69 (bs, 3H), 6.76 (s, 1H), 7.15-7.31 (m, 5H), 7.69 (m, 1H), 7.84 (s, 1H); Mass Spectrum (ESI) m/z calcd. for C₁₈H₂₀N₄S₃, 388.58 (M+H), found 5 389.2.

Example 164

a) Methyl 5-methylthio-4-{2-[(2,4,5-trimethylphenyl)amino](1,3-thiazol-4-yl)}thiophene-2-carboxylate hydrobromide: Methyl 4-(2-bromoacetyl)-5-
10 methylthiothiophene-2-carboxylate (60 mg, 0.21 mmol) was allowed to react with 2,4,5-trimethylphenyl thiourea as described in Example 154, step (a) to give 42.3 mg (41% yield) of methyl 5-methylthio-4-{2-[(2,4,5-trimethylphenyl)amino](1,3-thiazol-4-yl)}thiophene-2-carboxylate hydrobromide. ¹H NMR (DMSO-d₆, 300 MHz) δ 2.16 (s, 3H), 2.18 (s, 3H), 2.19 (s, 3H), 2.64 (s, 3H), 3.82 (s, 3H), 6.97 (s, 1H), 7.18 (s,
15 1H), 7.86 (s, 1H), 8.12 (s, 1H), 9.29 (s, 1H); Mass Spectrum (ESI) m/z calcd. for C₁₉H₂₀N₂O₂S₃, 404.57 (M+H), found 405.1.

b) 5-Methylthio-4-{2-[(2,4,5-trimethylphenyl)amino](1,3-thiazol-4-yl)}thiophene-2-carboxamide hydrochloride: Methyl -5-methylthio-4-{2-[(2,4,5-trimethylphenyl)amino](1,3-thiazol-4-yl)}thiophene-2-carboxylate hydrobromide
20 (37.3 mg, 0.07 mmol) was treated as described in Example 154, step (b) to give 28.3 mg (95% yield) of 5-methylthio-4-{2-[(2,4,5-trimethylphenyl)amino](1,3-thiazol-4-yl)}thiophene-2-carboxamide hydrochloride. ¹H NMR (DMSO-d₆, 300 MHz) δ 2.16 (s, 3H), 2.19 (s, 3H), 2.20 (s, 3H), 2.68 (s, 3H), 6.97 (s, 1H), 7.03 (s, 1H), 7.84 (s, 1H), 8.41 (s, 1H), 8.84 (bs, 2H), 9.26 (bs, 3H); Mass Spectrum (ESI) m/z calcd. for
25 C₁₈H₂₀N₄S₃, 388.58 (M+H), found 389.2.

Example 165

a) Methyl 4-{2-[(2-fluorophenyl)amino](1,3-thiazol-4-yl)}-5-methylthiothiophene-2-carboxylate hydrobromide: Methyl 4-(2-bromoacetyl)-5-
30 methylthiothiophene-2-carboxylate (60 mg, 0.19 mmol) was allowed to react with 2-fluorophenyl thiourea as described in Example 154, step (a) to give 55.6 mg (70% yield) of methyl 4-{2-[(2-fluorophenyl)amino](1,3-thiazol-4-yl)}-5-

methylthiothiophene-2-carboxylate hydrobromide. ¹H NMR (DMSO-d₆, 300 MHz) δ 2.68 (s, 3H), 3.83 (s, 3H), 6.96-7.04 (m, 1H), 7.14-7.29 (m, 3H), 7.35 (s, 1H), 8.06, 8.14 (s, 1H *rotomer*), 8.61 (td, 1H *rotomer*, *J*=1.5, 8.5 Hz), 10.14, 10.30 (s, 1H *rotomer*); Mass Spectrum (ESI) *m/z* calcd. for C₁₆H₁₃FN₂O₂S₃, 380.48 (M+H), found 381.1.

5 **b) 4-{2-[(2-Fluorophenyl)amino](1,3-thiazol-4-yl)}-5-methylthiothiophene-2-carboxamide hydrochloride:** Methyl 4-{2-[(2-fluorophenyl)amino](1,3-thiazol-4-yl)}-5-methylthiothiophene-2-carboxylate hydrobromide (55.6 mg, 0.13 mmol) was treated as described in Example 154, step (b) to give 12.4 mg (24 %) of 4-{2-[(2-fluorophenyl)amino](1,3-thiazol-4-yl)}-5-methylthiothiophene-2-carboxamide hydrochloride. ¹H NMR (DMSO-d₆, 300 MHz); δ 2.72 (s, 3H), 3.16 (s, 3H), 6.97-7.08 (m, 1H), 7.18-7.36 (m, 4H), 8.49 (s, 1H), 8.70 (td, 1H, 1.4, 8.4 Hz), 8.92 (bs, 2H), 9.32 (bs, 2H), 10.18 (d, 1H, *J*=1.6 Hz); Mass Spectrum (ESI) *m/z* calcd. for C₁₅H₁₃FN₄S₃, 364.49 (M+H), found 365.1.

15

Example 166

a) Methyl 4-{2-[(3-chloro-2-methylphenyl)amino](1,3-thiazol-4-yl)}-5-methylthiothiophene-2-carboxylate hydrobromide: Methyl 4-(2-bromoacetyl)-5-methylthiothiophene-2-carboxylate (60 mg, 0.19 mmol) was allowed to react with 2-methyl-3-chlorophenyl thiourea (39 mg) as described in Example 154, step (a) to give 61.8 mg (66% yield) of methyl 4-{2-[(3-chloro-2-methylphenyl)amino](1,3-thiazol-4-yl)}-5-methylthiothiophene-2-carboxylate hydrobromide. Mass Spectrum (ESI) *m/z* calcd. for C₁₇H₁₅ClN₂O₂S₃, 410.96 (M+H), found 411.1.

20 **b) 4-{2-[(3-Chloro-2-methylphenyl)amino](1,3-thiazol-4-yl)}-5-methylthiothiophene-2-carboxamide hydrochloride:** Methyl 4-{2-[(3-chloro-2-methylphenyl)amino](1,3-thiazol-4-yl)}-5-methylthiothiophene-2-carboxylate hydrobromide (61.8 mg, 0.12 mmol) was treated as described in Example 154, step (b) to give 46.7 mg (90% yield) of 4-{2-[(3-chloro-2-methylphenyl)amino](1,3-thiazol-4-yl)}-5-methylthiothiophene-2-carboxamide hydrochloride. ¹H NMR (DMSO-d₆, 300 MHz) δ 2.34 (s, 3H), 2.69 (s, 3H), 7.15 (s, 1H), 7.18-7.26 (m, 2H), 8.12 (d, 1H, *J*=7.9 Hz), 8.41 (s, 1H), 8.84 (bs, 2H), 9.27 (bs, 2H), 9.61 (s, 1H); Mass Spectrum (ESI) *m/z* calcd. for C₁₆H₁₅ClN₄S₃, 394.97 (M+H), found 395.1.

30

Example 167

a) Methyl 4-(2-([2-(methylethyl)phenyl]amino)(1,3-thiazol-4-yl))-5-methylthiophene-2-carboxylate hydrobromide: Methyl 4-(2-bromoacetyl)-5-

5 methylthiophene-2-carboxylate (60 mg, 0.19 mmol) was allowed to react with 2-isopropyl phenyl thiourea (40 mg) as described in Example 154, step (a) to give 33.1 mg (36% yield) of methyl 4-(2-([2-(methylethyl)phenyl]amino)(1,3-thiazol-4-yl))-5-methylthiophene-2-carboxylate hydrobromide. ¹H NMR (DMSO-d₆, 300 MHz) δ 1.17 (d, 6H, J=6.7 Hz), 2.60, 2.65 (s, 3H *rotomer*), 3.27 (s, 1H), 3.82 (s, 3H), 7.13
10 (s, 1H), 7.14-7.25 (m, 2H), 7.34-7.37 (m, 1H), 7.78 (m, 1H), 7.99, 8.08 (s, 1H *rotomer*), 9.52, 9.61 (bs, 1H *rotomer*); Mass Spectrum (ESI) m/z calcd. for C₁₉H₂₀N₂O₂S₃, 404.57 (M+H), found 405.1.

b) 4-(2-([2-(Methylethyl)phenyl]amino)(1,3-thiazol-4-yl))-5-methylthiophene-2-carboxamide hydrochloride: Methyl 4-(2-([2-

15 (methylethyl)phenyl]amino)(1,3-thiazol-4-yl))-5-methylthiophene-2-carboxylate hydrobromide (33.1 mg, 0.06 mmol) was treated as described in Example 154, step (b) to give 22.4 mg (88%) of 4-(2-([2-(methylethyl)phenyl]amino)(1,3-thiazol-4-yl))-5-methylthiophene-2-carboxamide hydrochloride. ¹H NMR (DMSO-d₆, 300 MHz) δ 1.19 (d, 6H, J=6.8 Hz), 2.70 (s, 3H), 3.32 (m, 1H), 7.04 (s, 1H), 7.14-7.25 (m,
20 2H), 7.35 (dd, 1H, J=1.4, 7.5 Hz), 7.86 (dd, 1H, J=1.4, 7.9 Hz), 8.37 (s, 1H); Mass Spectrum (ESI) m/z calcd. for C₁₈H₂₀N₄S₃, 388.58 (M+H), found 389.2.

Example 168

a) Methyl 5-methylthio-4-(2-([4-(phenylmethoxy)phenyl]amino)(1,3-thiazol-4-yl))thiophene-2-carboxylate: Methyl 4-(2-bromoacetyl)-5-methylthiophene-2-carboxylate (336.3 mg, 1.08 mmol) was allowed to react with 4-benzyloxyphenyl thiourea (279 mg) as described in Example 154, step (a) to give 450 mg (76% yield) of methyl 4-(2-([4-phenylmethoxyphenyl]amino)(1,3-thiazol-4-yl))-5-methylthiophene-2-carboxylate hydrobromide. Mass Spectrum (ESI) m/z calcd.

30 for C₂₃H₂₀N₂O₃S₃, 468.61 (M+H), found 469.2.

b) 5-Methylthio-4-(2-([4-(phenylmethoxy)phenyl]amino)(1,3-thiazol-4-yl))thiophene-2-carboxamide hydrochloride: Methyl 4-(2-([4-

phenylmethoxyphenyl]amino}(1,3-thiazol-4-yl))-5-methylthiophene-2-carboxylate hydrobromide (100 mg, 0.18 mmol) was treated as described in Example 154, step (b) to give 23.9 mg (27% yield) 5-methylthio-4-(2-{[4-(phenylmethoxy)phenyl]amino}(1,3-thiazol-4-yl))thiophene-2-carboxamide hydrochloride. ¹H NMR (DMSO-d₆, 300 MHz) δ 2.73 (s, 3H), 5.08 (s, 2H), 7.00 (d, 2H, *J*=8.2 Hz), 7.09 (s, 1H), 7.31-7.47 (m, 5H), 7.70 (d, 2H, *J*=8.0 Hz), 8.47 (s, 1H), 8.88 (bs, 2H), 9.30 (bs, 2H), 10.20 (s, 1H); Mass Spectrum (ESI) *m/z* calcd. for C₂₂H₂₀N₄OS₃, 452.62 (M+H), found 453.1.

10

Example 169

a) Methyl 4-{2-[(2-bromophenyl)amino](1,3-thiazol-4-yl)}-5-methylthiophene-2-carboxylate hydrobromide: Methyl 4-(2-bromoacetyl)-5-methylthiophene-2-carboxylate (60 mg, 0.19 mmol) was allowed to react with 2-bromophenyl thiourea (44 mg) as described in Example 154, step (a) to give 63.1 mg (64% yield) of methyl 4-{2-[(2-bromophenyl)amino](1,3-thiazol-4-yl)}-5-methylthiophene-2-carboxylate hydrobromide. ¹H NMR (DMSO-d₆, 300 MHz) δ 2.65 (s, 3H), 3.82 (s, 3H), 7.00 (m, 1H), 7.33 (s, 1H), 7.40 (m, 1H), 7.64 (dd, 1H, *J*=1.4, 7.9 Hz), 8.04, 8.11 (s, 1H *rotomer*), 8.27, 8.37 (dd, 1H 9.60, 9.80 (bs, 1H *rotomer*, *J*=1.5, 8.2 Hz), Mass Spectrum (ESI) *m/z* calcd. for C₁₆H₁₃BrN₂O₂S₃, 441.39 (M+H), found 441.1.

20

b) 4-{2-[(2-Bromophenyl)amino](1,3-thiazol-4-yl)}-5-methylthiophene-2-carboxamide hydrochloride: Methyl 4-{2-[(2-bromophenyl)amino](1,3-thiazol-4-yl)}-5-methylthiophene-2-carboxylate hydrobromide (63.1mg, 0.12 mmol) was treated as described in Example 154, step (b) to give 47.9 mg (86% yield) of 4-{2-[(2-bromophenyl)amino](1,3-thiazol-4-yl)}-5-methylthiophene-2-carboxamide hydrochloride. ¹H NMR (DMSO-d₆, 300 MHz) δ 2.70 (s, 3H), 7.01 (m 1H), 7.20 (s, 1H), 7.40 (m, 1H), 7.65 (dd, 1H, *J*=1.5, 8.0), 8.38 (dd, 1H, *J*=1.5, 8.3 Hz), 8.44 (s, 1H), 8.89 (bs, 2H), 9.30 (bs, 2H), 9.62 (s, 1H); Mass Spectrum (ESI) *m/z* calcd. for C₁₅H₁₃BrN₄S₃, 425.39 (M+H), found 425.1.

30

Example 170

a) Methyl 4-{2-[(2,6-dichlorophenyl)amino](1,3-thiazol-4-yl)}-5-methylthiophene-2-carboxylate hydrobromide: Methyl 4-(2-bromoacetyl)-5-methylthiophene-2-carboxylate (60 mg, 0.19 mmol) was allowed to react with
5 2,6-dichlorophenyl thiourea (42 mg) as described in Example 154, step (a) to give 63.1 mg (65% yield) of methyl 4-{2-[(2,6-dichlorophenyl)amino](1,3-thiazol-4-yl)}-5-methylthiophene-2-carboxylate hydrobromide. ¹H NMR (DMSO-d₆, 300 MHz) δ 2.59 (s, 3H), 3.8 (s, 3H), 7.15 (s, 1H), 7.36 (m, 1H), 7.61 (m, 2H), 7.97 (s, 1H); Mass Spectrum (ESI) m/z calcd. for C₁₆H₁₂Cl₂N₂O₂S₃, 431.38 (M+H), found 431.0.

10 **b) 4-{2-[(2,6-Dichlorophenyl)amino](1,3-thiazol-4-yl)}-5-methylthiophene-2-carboxamide hydrochloride:** Methyl 4-{2-[(2,6-dichlorophenyl)amino](1,3-thiazol-4-yl)}-5-methylthiophene-2-carboxylate hydrobromide (43 mg, 0.08 mmol) was treated as described in Example 154, step (b) to give 14.5 mg (40% yield) of 4-{2-[(2,6-dichlorophenyl)amino](1,3-thiazol-4-yl)}-
15 5-methylthiophene-2-carboxamide hydrochloride. ¹H NMR (DMSO-d₆, 300 MHz) δ 2.69 (s, 3H), 7.15 (s, 1H), 7.18-7.26 (m, 2H), 8.13 (d, 1H, *J*=7.5 Hz), 8.41 (s, 1H), 8.84 (bs, 2H), 9.27 (bs, 2H), 9.61 (bs, 1H); Mass Spectrum (ESI) m/z calcd. for C₁₅H₁₂Cl₂N₄S₃, 415.39 (M+H), found 415.1.

20

Example 171

a) Methyl 4-{2-[(2-bromo-4-methylphenyl)amino](1,3-thiazol-4-yl)}-5-methylthiophene-2-carboxylate hydrobromide: Methyl 4-(2-bromoacetyl)-5-methylthiophene-2-carboxylate (60 mg, 0.19 mmol) was allowed to react with 2-
25 bromo-4-methylphenyl thiourea (47 mg) as described in Example 154, step (a) to give 62 mg (61% yield) of methyl 4-{2-[(2-bromo-4-methylphenyl)amino](1,3-thiazol-4-yl)}-5-methylthiophene-2-carboxylate hydrobromide. ¹H NMR (DMSO-d₆, 300 MHz) δ 2.28 (s, 3H), 3.82 (s, 3H), 7.21 (m, 1H), 7.27 (s, 1H), 7.48 (m, 1H), 8.14, 8.17 (s, 1H *rotamer*), 9.52, 9.72 (bs, 1H *rotamer*); Mass Spectrum (ESI) m/z calcd. for
30 C₁₇H₁₅BrN₂O₂S₃, 455.42 (M+H), found 455.0.

b) 4-{2-[(2-Bromo-4-methylphenyl)amino](1,3-thiazol-4-yl)}-5-methylthiophene-2-carboxamide hydrochloride: Methyl 4-{2-[(2-bromo-4-

methylphenylamino](1,3-thiazol-4-yl)}-5-methylthiophene-2-carboxylate hydrobromide (62 mg, 0.11 mmol) was treated as described in Example 154, step (b) to give 26 mg (50% yield) of 4-{2-[(2-bromo-4-methylphenyl)amino](1,3-thiazol-4-yl)}-5-methylthiophene-2-carboxamide hydrochloride. ¹H NMR (DMSO-d₆, 300 MHz) δ 2.28 (s, 3H), 2.70 (s, 3H), 7.14 (s, 1H), 7.21 (dd, 1H, J=1.6, 8.5 Hz), 7.49 (d, 1H, J=1.5 Hz), 8.16 (d, 1H, 8.3 Hz), 8.41 (s, 1H), 8.85 (bs, 2H), 9.28 (bs, 2H), 9.53 (s, 1H); Mass Spectrum (ESI) m/z calcd. for C₁₆H₁₅BrN₄S₃, 439.42 (M+H), found 439.1.

10

Example 172

a) Methyl 5-methylthio-4-{2-[(2-morpholin-4-ylethyl)amino](1,3-thiazol-4-yl)}thiophene-2-carboxylate hydrobromide: Methyl 4-(2-bromoacetyl)-5-methylthiophene-2-carboxylate (100 mg, 0.32 mmol), was allowed to react with 1-ethylmorpholiniothiourea (61.2 mg) as described in Example 154, step (a) to give 120.8 mg (79% yield) methyl 5-methylthio-4-{2-[(2-morpholin-4-ylethyl)amino](1,3-thiazol-4-yl)}thiophene-2-carboxylate hydrobromide. ¹H NMR (CD₃OD, 300 MHz) δ 2.64 (s, 3H), 3.43-3.52 (m, 5H), 3.83-3.86 (m, 10H), 6.95 (s, 1H), 8.04 (s, 1H); Mass Spectrum (ESI) m/z calcd. for C₁₆H₂₁N₃O₃S₃, 399.55 (M+H), found 400.1.

b) 5-Methylthio-4-{2-[(2-morpholin-4-ylethyl)amino](1,3-thiazol-4-yl)}thiophene-2-carboxylate hydrochloride: Methyl- 5-methylthio-4-{2-[(2-morpholin-4-ylethyl)amino](1,3-thiazol-4-yl)}thiophene-2-carboxylate hydrobromide (62 mg, 0.12 mmol) was treated as described in Example 154, step (b) to give 26 mg (52% yield) of 5-methylthio-4-{2-[(2-morpholin-4-ylethyl)amino](1,3-thiazol-4-yl)}thiophene-2-carboxylate hydrochloride. ¹H NMR (DMSO-d₆, 300 MHz) δ 2.69 (s, 3H), 3.16-3.95 (m, 15H), 6.96 (s, 1H), 8.01 (bs, 1H), 8.49 (s, 1H), 8.84 (bs, 2H), 9.28 (bs, 2H), 10.49 (bs, 1H); Mass Spectrum (ESI) m/z calcd. for C₁₅H₂₁N₃OS₃, 383.56 (M+H), found 384.2.

30

Example 173

a) Methyl 4-{2-[(2,3-dichlorophenyl)amino](1,3-thiazol-4-yl)}-5-methylthiophene-2-carboxylate hydrobromide: Methyl 4-(2-bromoacetyl)-5-methylthiophene-2-carboxylate (60 mg, 0.19 mmol) was allowed to react with

2,3-dichlorophenylthiourea (42 mg) as described in Example 154, step (a) to give 60.5 mg (62% yield) methyl 4-{2-[(2,3-dichlorophenyl)amino](1,3-thiazol-4-yl)}-5-methylthiothiophene-2-carboxylate hydrobromide. ¹H NMR (DMSO-d₆, 300 MHz) δ 2.66 (s, 3H), 3.82 (s, 3H), 7.27 (dd, 1H, J=1.5, 6.5 Hz), 7.36 (d, 1H, J=8.2 Hz), 7.43 (s, 1H), 8.14 (s, 1H), 8.62 (dd, 1H, J=1.5, 8.4 Hz), 9.95 (bs, 1H); Mass Spectrum (ESI) m/z calcd. for C₁₆H₁₂Cl₂N₂O₂S₃, 431.38 (M+H), found 431.1.

b) 4-{2-[(2,3-Dichlorophenyl)amino](1,3-thiazol-4-yl)}-5-methylthiothiophene-2-carboxamide hydrochloride: Methyl 4-{2-[(2,3-dichlorophenyl)amino](1,3-thiazol-4-yl)}-5-methylthiothiophene-2-carboxylate hydrobromide (60.5 mg, 0.11 mmol) was treated as described in Example 154, step (b) to give 15 mg (30% yield) of 4-{2-[(2,3-dichlorophenyl)amino](1,3-thiazol-4-yl)}-5-methylthiothiophene-2-carboxamide hydrochloride. ¹H NMR (DMSO-d₆, 300 MHz) δ 2.71 (s, 3H), 7.27-7.28-7.41 (m, 2H), 8.45 (s, 1H), 8.63 (dd, 1H, J=1.5, 8.4 Hz), 8.84 (bs, 2H), 9.29 (bs, 2H), 9.99 (s, 1H); Mass Spectrum (ESI) m/z calcd. for C₁₅H₁₂Cl₂N₄S₃, 415.34 (M+H), found 415.1.

Example 174

a) Methyl 5-methylthio-4-{2-[(3,4,5-trimethoxyphenyl)amino](1,3-thiazol-4-yl)}thiophene-2-carboxylate hydrobromide: Methyl 4-(2-bromoacetyl)-5-methylthiothiophene-2-carboxylate (60 mg, 0.19 mmol) was allowed to react with 2,3,4-trimethoxyphenylthiourea (46 mg) as described in Example 154, step (a) to give 61.8 mg (63% yield) of methyl 5-methylthio-4-{2-[(3,4,5-trimethoxyphenyl)amino](1,3-thiazol-4-yl)}thiophene-2-carboxylate hydrobromide. ¹H NMR (DMSO-d₆, 300 MHz) δ 2.67 (s, 3H), 3.81 (s, 6H), 3.82 (s, 3H), 7.11 (s, 2H), 7.25 (s, 1H), 8.19 (s, 1H), 10.25 (s, 1H); Mass Spectrum (ESI) m/z calcd. for C₁₈H₂₀N₄O₃S₃, 436.56 (M+H), found 437.1.

b) 5-Methylthio-4-{2-[(3,4,5-trimethoxyphenyl)amino](1,3-thiazol-4-yl)}thiophene-2-carboxamide hydrochloride: Methyl 5-methylthio-4-{2-[(3,4,5-trimethoxyphenyl)amino](1,3-thiazol-4-yl)}thiophene-2-carboxylate hydrobromide (61.8 mg, 0.11 mmol) was treated as described in Example 154, step (b) to give 14 mg (27% yield) of 5-methylthio-4-{2-[(3,4,5-trimethoxyphenyl)amino](1,3-thiazol-4-yl)}thiophene-2-carboxamide hydrochloride. ¹H NMR (DMSO-d₆, 300 MHz) δ

2.70 (s, 3H), 3.61 (s, 3H), 3.80 (s, 6H), 7.08 (s, 2H), 7.14 (s, 1H), 8.44 (s, 1H), 8.84 (bs, 2H), 9.26 (bs, 2H), 10.29 (s, 1H); Mass Spectrum (ESI) m/z calcd. for $C_{18}H_{20}N_4O_3S_3$, 436.56 (M+H), found 437.1.

5

Example 175

a) Methyl 5-methylthio-4-{2-[(2-piperidylethyl)amino](1,3-thiazol-4-yl)}thiophene-2-carboxylate hydrobromide: Methyl 4-(2-bromoacetyl)-5-methylthiothiophene-2-carboxylate (100 mg, 0.32 mmol) was allowed to react with N-ethylpiperidylthiourea (60.6 mg) as described in Example 154, step (a) to give 90 mg (59% yield) of methyl 5-methylthio-4-{2-[(2-piperidylethyl)amino](1,3-thiazol-4-yl)}thiophene-2-carboxylate hydrobromide. 1H NMR (DMSO- d_6 , 300 MHz) δ 1.41 (m, 2H), 1.70-1.79 (m, 6H), 2.65 (s, 3H), 2.95 (m, 2H), 3.52 (m, 2H), 3.73 (m, 2H), 3.82 (s, 3H), 7.08 (s, 1H), 7.96 (at, 1H, $J=5.3$ Hz), 8.09 (s, 1H), 9.40 (bs, 1H); Mass Spectrum (ESI) m/z calcd. for $C_{17}H_{23}N_3O_2S_3$, 397.6 (M+H), found 398.1.

10

b) 5-Methylthio-4-{2-[(2-piperidylethyl)amino](1,3-thiazol-4-yl)}thiophene-2-carboxamide hydrochloride: Methyl 5-methylthio-4-{2-[(2-piperidylethyl)amino](1,3-thiazol-4-yl)}thiophene-2-carboxylate hydrobromide (72 mg, 0.15 mmol) was treated as described in Example 154, step (b) to give 26.8 mg (43% yield) of 5-methylthio-4-{2-[(2-piperidylethyl)amino](1,3-thiazol-4-yl)}thiophene-2-carboxamide hydrochloride. 1H NMR (DMSO- d_6 , 300 MHz) δ 1.40 (m, 2H), 1.72-1.79 (m, 6H), 2.69 (s, 3H), 2.96 (m, 2H), 3.51 (m, 2H), 3.76 (m, 2H), 6.97 (s, 1H), 8.08 (t, 1H, $J=5.5$ Hz), 8.60 (s, 1H), 8.95 (bs, 1H), 9.35 (bs, 2H), 10.25 (s, 1H); Mass Spectrum (ESI) m/z calcd. for $C_{16}H_{23}N_5S_3$, 381.1 (M+H), found 382.2.

15

Example 176

a) Methyl 4-(2-[(4-methylphenyl)methyl]amino)(1,3-thiazol-4-yl)-5-methylthiothiophene-2-carboxylate hydrobromide: Methyl 4-(2-bromoacetyl)-5-methylthiothiophene-2-carboxylate (111 mg, 0.35 mmol) was allowed to react with 4-methylphenylmethylthiourea as described in Example 154, step (a) to give 125 mg (81% yield) of methyl 4-(2-[(4-methylphenyl)methyl]amino)(1,3-thiazol-4-yl)-5-methylthiothiophene-2-carboxylate hydrobromide. Mass Spectrum (ESI) m/z calcd. for $C_{18}H_{18}N_2O_2S_2$, 358.5 (M+H), found 359.1.

20

25

b) 4-(2-{{(4-Methylphenyl)methyl}amino}(1,3-thiazol-4-yl))-5-methylthiophene-2-carboxamide hydrochloride: Methyl 4-(2-{{(4-methylphenyl)methyl}amino}(1,3-thiazol-4-yl))-5-methylthiophene-2-carboxylate hydrobromide (118 mg, 0.26 mmol) was treated as described in Example 154, step (b) to give 58.2 mg (54% yield) of 4-(2-{{(4-methylphenyl)methyl}amino}(1,3-thiazol-4-yl))-5-methylthiophene-2-carboxamide hydrochloride. ¹H NMR (DMSO-d₆, 300 MHz) δ 2.27 (s, 3H), 2.66 (s, 3H), 4.49 (d, 2H, *J*=5.7 Hz), 6.88 (s, 1H), 7.13 (d, 2H, *J*=7.8 Hz), 7.27 (d, 2H, *J*=8.0 Hz), 8.20 (t, 1H, *J*=5.8 Hz), 8.42 (s, 1H), 8.90 (bs, 2H), 9.27 (bs, 2H); Mass Spectrum (ESI) *m/z* calcd. for C₁₇H₁₈N₄S₃, 374.55 (M+H), found 375.2.

Example 177

a) Amino{{4-(4-chlorophenoxy)phenyl}amino}methane-1-thione: Unless otherwise indicated, all thioureas, isothiocyanates, thioamides and amines were purchased from Maybridge Chemical Co. Ltd.(Cornwall, U.K.), Transworld Chemical Co. (Rockville, MD), or Aldrich Chemical Co., (Milwaukee, WI). (i) 4-Amino-4'-chlorodiphenylether (TCI America, Portland OR, 520 mg, 2.03 mmol) was slurried in 10 mL of ether and treated with ca. 1 mL of ether saturated with HCl gas. After 5 min. the solvent was removed *in vacuo*. To a stirring biphasic solution amine-HCl salt in 20 mL CHCl₃-sat'd NaHCO₃ (1:1, *v/v*) at ambient temperature was added thiophosgene (1.2 equiv, 2.4 mmol) in 5 mL of CHCl₃ dropwise via an addition funnel. The reaction was vigorously stirred for 1 h (TLC, 50% ethyl acetate-hexanes indicates clean conversion to a higher R_f spot), at which time the layers were separated, the aqueous layer extracted with CHCl₃ (1x20 mL), and the combined organic layers washed with brine (1x20 mL) and dried (Na₂SO₄). Concentration of the solvent *in vacuo* yielded the crude 4-(4-chlorophenoxy)-phenylisothiocyanate (414 mg). (ii) The 4-(4-chlorophenoxy)-phenylisothiocyanate was transferred to an Ace Glass pressure tube equipped with a Teflon coated stir bar and treated with a 2.0 M solution of NH₃ in 5 ml methanol (Aldrich Chemical Co., Milwaukee, WI). The tube was sealed and immersed in a 80 °C oil bath. After 2 h, the reaction was cooled to 0 °C in an ice bath. The precipitates were filtered and dried under vacuum to yield amino{{4-(4-chlorophenoxy)phenyl}amino}methane-1-thione (328 mg, 79%). ¹H

NMR (DMSO- d_6 , 300 MHz) δ 7.02 (m, 4H), 7.41 (m, 4H), 9.65 (s, 1H); Mass Spectrum (ESI) m/z calcd. for $C_{13}H_{11}ClN_2OS$, 278.8 (M+H), found 279.4.

b) Methyl 4-(2-{{4-(4-chlorophenoxy)phenyl}amino}(1,3-thiazol-4-yl))-5-methylthiophene-2-carboxylate hydrobromide: Methyl 4-(2-bromoacetyl)-5-

5 methylthiophene-2-carboxylate (309 mg, 1.0 mmol) was allowed to react with amino{{4-(4-chlorophenoxy)phenyl}amino}methane-1-thione (297 mg) as described in Example 154, step (a) to give 410 mg (72% yield) of methyl 4-(2-{{4-(4-chlorophenoxy)phenyl}amino}(1,3-thiazol-4-yl))-5-methylthiophene-2-carboxylate hydrobromide. Mass Spectrum (ESI) m/z calcd. for $C_{22}H_{17}ClN_2O_3S_3$, 489.1 (M+H), found 489.1.

c) 4-(2-{{4-(4-Chlorophenoxy)phenyl}amino}(1,3-thiazol-4-yl))-5-methylthiophene-2-carboxamide hydrochloride: Methyl 4-(2-{{4-(4-chlorophenoxy)phenyl}amino}(1,3-thiazol-4-yl))-5-methylthiophene-2-carboxylate hydrobromide (300 mg, 0.52 mmol) was treated as described in Example

15 154, step (b) to give 129.9 mg (49% yield) of 4-(2-{{4-(4-chlorophenoxy)phenyl}amino}(1,3-thiazol-4-yl))-5-methylthiophene-2-carboxamide hydrochloride. 1H NMR (DMSO- d_6 , 300 MHz) δ 2.72 (s, 3H), 6.97 (m, 2H), 7.07 (m, 2H), 7.15 (s, 1H), 7.40 (m, 2H), 7.85 (m, 2H), 8.46 (s, 1H), 8.82 (bs, 2H), 9.27 (bs, 2H), 10.43 (bss, 1H); Mass Spectrum (ESI) m/z calcd. for $C_{21}H_{17}ClN_4OS_3$, 473.1 (M+H), found 473.2, 475.1.

Example 178

a) Methyl 5-methylthio-4-[2-({4-[5-(trifluoromethyl)(2-pyridyloxy)]phenyl}amino)(1,3-thiazol-4-yl)]thiophene-2-carboxylate: Methyl 4-(2-

25 bromoacetyl)-5-methylthiophene-2-carboxylate (70 mg, 0.23 mmol) was allowed to react with 4-[5-(trifluoromethyl)pyrid-2-yloxy]thiobenzamide (50 mg) as described in Example 154, step (a) to give 115 mg (98% yield) of methyl 5-methylthio-4-[2-({4-[5-(trifluoromethyl)(2-pyridyloxy)]phenyl}amino)(1,3-thiazol-4-yl)]thiophene-2-carboxylate. 1H NMR (DMSO- d_6 , 300 MHz) δ 2.70 (s, 3H), 3.85 (s, 3H), 7.38 (m, 3H), 8.10 (m, 1H), 8.18 (s, 1H), 8.28 (dd, 1H, $J=2.7, 8.8$ Hz), 8.32 (s, 1H), 8.60 (m, 1H); Mass Spectrum (ESI) m/z calcd. for $C_{22}H_{15}F_3N_2O_3S_3$, 508.56 (M+H), found 509.2.

b) 5-Methylthio-4-[2-({4-[5-(trifluoromethyl)(2-pyridyloxy)]phenyl}amino)(1,3-thiazol-4-yl)]thiophene-2-carboxamide

hydrochloride: Methyl 5-methylthio-4-[2-({4-[5-(trifluoromethyl)(2-pyridyloxy)]phenyl}amino)(1,3-thiazol-4-yl)]thiophene-2-carboxylate (95 mg, 0.18 mmol) was treated as described in Example 154, step (b) to give 30.3 mg (32% yield) of 5-methylthio-4-[2-({4-[5-(trifluoromethyl)(2-pyridyloxy)]phenyl}amino)(1,3-thiazol-4-yl)]thiophene-2-carboxamide hydrochloride. ¹H NMR (DMSO-d₆, 300 MHz) δ 2.75 (s, 3H), 7.34 (d, 1H, *J*=8.7 Hz), 7.41 (m, 2H), 8.01 (s, 1H), 8.10-8.14 (m, 2H), 8.29 (dd, 1H, *J*=2.5, 8.4 Hz), 8.60 (m, 1H), 8.63 (s, 1H), 8.91 (bs, 2H), 9.31 (bs, 2H); Mass Spectrum (ESI) *m/z* calcd. for C₂₁H₁₅F₃N₄O₃S₃, 492.6 (M+H), found 493.1.

Example 179

a) Methyl 4-(2-{{4-phenoxyphenyl}amino}(1,3-thiazol-4-yl))-5-methylthiothiophene-2-carboxylate hydrobromide:

Methyl 4-(2-bromoacetyl)-5-methylthiothiophene-2-carboxylate (200 mg, 0.64 mmol) was allowed to react with 4-phenoxyphenylthiourea (158 mg) as described in Example 154, step (a) to give 300 mg (88% yield) of methyl 4-(2-{{4-(phenoxy)phenyl}amino}(1,3-thiazol-4-yl))-5-methylthiothiophene-2-carboxylate hydrobromide. Mass Spectrum (ESI) *m/z* calcd. for C₂₂H₁₈N₂O₃S₃, 454.6 (M+H), found 455.2.

b) 4-(2-{{4-Phenoxyphenyl}amino}(1,3-thiazol-4-yl))-5-methylthiothiophene-2-carboxamide hydrochloride:

Methyl 4-(2-{{4-(phenoxy)phenyl}amino}(1,3-thiazol-4-yl))-5-methylthiothiophene-2-carboxylate hydrobromide (230 mg, 0.42 mmol) was treated as described in Example 154, step (b) and purified by preparative thin layer chromatography (20% methanol-CH₂Cl₂-sat'd. NH₃, 500 mm silica gel plate, J.T. Baker, Phillipsburg, NJ) to give 86 mg (47% yield) of the product. A 46 mg aliquot was dissolved in 1 mL of methanol, treated with 3 drops of ether saturated with HCl gas, and concentrated *in vacuo* with toluene (2x5mL) to give 42.3 mg (21% yield) of 4-(2-{{4-phenoxyphenyl}amino}(1,3-thiazol-4-yl))-5-methylthiothiophene-2-carboxamide hydrochloride. ¹H NMR (DMSO-d₆, 300 MHz) δ 2.71 (s, 3H), 6.97-7.11 (m, 4H), 7.15 (s, 1H), 7.36 (m, 2H), 7.72, 7.85 (d, 2H rotomer, *J*=8.7 Hz), 8.36, 8.55 (s, 1H rotomer), 9.00 (bs, 2H), 9.35 (bs, 2H), 10.49 (s, 1H); Mass Spectrum (ESI) *m/z* calcd. for C₂₁H₁₈N₄O₃S₃, 438.6 (M+H), found 439.2.

Example 180**a) Amino{[4-(phenylamino)phenyl]amino}methane-1-thione:** 4-

Aminodiphenylamine (500 mg, 2.71 mmol) was treated as described in Example 177, step (a) and recrystallized from toluene to give 350 mg (53% yield) of amino{[4-(phenylamino)phenyl]amino}methane-1-thione. ¹H NMR (DMSO-d₆, 300 MHz) δ 6.80 (m, 1H), 7.01-7.24 (m, 8H), 8.15 (s, 1H), 9.45 (s, 1H); Mass Spectrum (ESI) m/z calcd. for C₁₃H₁₃N₃S, 243.33 (M+H), found 244.2.

b) Methyl 5-methylthio-4-(2-{[4-(phenylamino)phenyl]amino}(1,3-thiazol-4-

yl))thiophene-2-carboxylate hydrobromide: Methyl 4-(2-bromoacetyl)-5-methylthiothiophene-2-carboxylate (90 mg, 0.28 mmol) was allowed to react with amino{[4-(phenylamino)phenyl]amino}methane-1-thione (70.8 mg) as described in Example 154, step (a) to give 71 mg (47% yield) of methyl 5-methylthio-4-(2-{[4-(phenylamino)phenyl]amino}(1,3-thiazol-4-yl))thiophene-2-carboxylate hydrobromide. ¹H NMR (DMSO-d₆, 300 MHz) δ 2.66 (s, 3H), 3.82 (s, 3H), 6.73 (m, 1H), 6.96-7.24 (m, 9H), 7.63 (d, 1H, J=8.6 Hz), 8.12 (s, 1H), 10.13 (bs, 1H); Mass Spectrum (ESI) m/z calcd. for C₂₂H₁₉N₃O₂S₃, 453.60 (M+H), found 454.2.

c) 5-Methylthio-4-(2-{[4-(phenylamino)phenyl]amino}(1,3-thiazol-4-

yl))thiophene-2-carboxamide hydrochloride: Methyl 5-methylthio-4-(2-{[4-(phenylamino)phenyl]amino}(1,3-thiazol-4-yl))thiophene-2-carboxylate hydrobromide (71 mg, 0.13 mmol) was treated as described in Example 154, step (b) to give 23.3 mg (38% yield) of 5-methylthio-4-(2-{[4-(phenylamino)phenyl]amino}(1,3-thiazol-4-yl))thiophene-2-carboxamide hydrochloride. ¹H NMR (DMSO-d₆, 300 MHz) δ 2.72 (s, 3H), 6.74 (t, 1H, J=7.3 Hz), 6.98 (d, 1H, J=7.6 Hz), 7.08 (m, 2H), 7.18 (m, 2H), 7.66 (d, 2H, J=8.9 Hz), 7.99 (s, 1H), 8.45 (s, 1H), 9.03 (bs, 4H), 10.17 (s, 1H); Mass Spectrum (ESI) m/z calcd. for C₂₁H₁₉N₅S₃, 437.59 (M+H), found 438.2.

Example 181

a) Amino{[4-benzylphenyl]amino}methane-1-thione: 4-Benzylphenylamine (500 mg, 2.73 mmol) was treated as described in Example 177, step (a) to give 410 mg (62% yield) of amino{[4-benzylphenyl]amino}methane-1-thione. ¹H NMR

(DMSO- d_6 , 300 MHz) δ 3.89 (s, 2H), 7.14-7.28 (m, 9H), 9.59 (s, 1H); Mass Spectrum (ESI) m/z calcd. for $C_{14}H_{14}N_2S_3$, 242.1 (M+H), found 243.2.

b) Methyl 5-methylthio-4-(2-{{4-benzylphenyl}amino})(1,3-thiazol-4-yl))thiophene-2-carboxylate hydrobromide: Methyl 4-(2-bromoacetyl)-5-

5 methylthiothiophene-2-carboxylate (90 mg, 0.28 mmol) was allowed to react with amino{{4-benzylphenyl}amino}methane-1-thione (70.5 mg) as described in Example 154, step (a) to give 70.1 (47% yield) of methyl 5-methylthio-4-(2-{{4-benzylphenyl}amino})(1,3-thiazol-4-yl))thiophene-2-carboxylate hydrobromide. 1H NMR (DMSO- d_6 , 300 MHz) δ 2.66 (s, 3H), 3.82 (s, 3H), 3.87 (s, 2H), 7.14-7.30 (m, 8H), 7.66 (d, 2H, $J=8.5$ Hz), 8.12 (s, 1H), 10.23 (s, 1H); (Mass Spectrum (ESI) m/z calcd. for $C_{22}H_{19}N_3O_2S_3$, 453.6 (M+H), found 454.2.

c) 5-Methylthio-4-(2-{{4-benzylphenyl}amino})(1,3-thiazol-4-yl))thiophene-2-carboxamide hydrochloride: Methyl 5-methylthio-4-(2-{{4-

15 benzylphenyl}amino)(1,3-thiazol-4-yl))thiophene-2-carboxylate hydrobromide (82.2 mg, 0.15 mmol) was treated as described in Example 154, step (b) to give 33.4 mg (47% yield) of 5-methylthio-4-(2-{{4-benzylphenyl}amino})(1,3-thiazol-4-yl))thiophene-2-carboxamide hydrochloride. 1H NMR (DMSO- d_6 , 300 MHz) δ 2.72 (s, 3H), 3.89 (s, 2H), 7.12 (s, 1H), 7.16-7.29 (m, 7H), 7.69 (d, 2H, $J=8.6$ Hz), 8.43 (s, 1H), 9.02 (bs, 4H), 10.28 (s, 1H); Mass Spectrum (ESI) m/z calcd. for $C_{22}H_{20}N_4S_3$, 436.6 (M+H), found 437.2.

Example 182

a) ({{4-[(Aminothioxomethyl)amino]phenyl}sulfonyl}piperidine): 4-

Aminophenylsulphonylpiperidine (500 mg, 2.08 mol) was treated as described in 25 Example 177, step (a) to give 382 mg (61% yield) of ({{4-[(aminothioxomethyl)amino]phenyl}sulfonyl}piperidine. 1H NMR (DMSO- d_6 , 300 MHz) δ 1.34 (m, 2H), 1.53 (m, 4H), 2.85 (m, 4H), 7.62 (m, 2H), 7.78 (m, 2H), 10.10 (bs, 1H); Mass Spectrum (ESI) m/z calcd. for $C_{12}H_{17}N_3O_2S_2$, 299.4 (M+H), found 300.2.

30 **b) Methyl 5-methylthio-4-(2-{{4-(piperidylsulfonyl)phenyl}amino})(1,3-thiazol-4-yl))thiophene-2-carboxylate hydrobromide:** Methyl 4-(2-bromoacetyl)-5-methylthiothiophene-2-carboxylate (90 mg, 0.28 mmol) was allowed to react with

({4-[(aminothioxomethyl)amino]phenyl}sulfonyl)piperidine (87.1 mg) as described in Example 154, step (a) to give 105 mg (63% yield) of methyl 5-methylthio-4-(2-{[4-(piperidylsulfonyl)phenyl]amino}(1,3-thiazol-4-yl))thiophene-2-carboxylate hydrobromide. ¹H NMR (DMSO-d₆, 300 MHz) δ 1.33 (m, 2H), 1.52 (m, 4H), 2.69 (s, 3H), 2.84 (m, 4H), 3.82 (s, 3H), 7.43 (s, 1H), 7.66 (m, 2H), 7.98 (m, 2H), 8.16 (s, 1H), 10.85 (s, 1H); (Mass Spectrum (ESI) m/z calcd. for C₂₁H₂₃N₃O₄S₄, 509.69 (M+H), found 510.2.

c) 5-Methylthio-4-(2-{[4-(piperidylsulfonyl)phenyl]amino}(1,3-thiazol-4-yl))thiophene-2-carboxamide hydrochloride: Methyl 5-methylthio-4-(2-{[4-(piperidylsulfonyl)phenyl]amino}(1,3-thiazol-4-yl))thiophene-2-carboxylate hydrobromide (105 mg, 0.17 mmol) was treated as described in Example 154, step (b) to give 30.3 mg (34% yield) of 5-methylthio-4-(2-{[4-(piperidylsulfonyl)phenyl]amino}(1,3-thiazol-4-yl))thiophene-2-carboxamide hydrochloride. ¹H NMR (DMSO-d₆, 300 MHz) δ 1.36 (m, 2H), 1.54 (m, 4H), 2.76 (s, 3H), 2.86 (m, 4H), 7.30 (s, 1H), 7.68 (d, 2H, J=8.8 Hz), 8.03 (d, 2H, J=8.8 Hz), 8.51 (s, 1H), 8.84 (bs, 2H), 9.28 (bs, 2H), 10.94 (s, 1H); Mass Spectrum (ESI) m/z calcd. for C₂₀H₂₃N₃O₂S₅, 493.69 (M+H), found 494.2.

Example 183

a) Amino(3-quinolylamino)methane-1-thione: 3-Aminoquinoline (500 mg, 3.46 mmol) was treated as described in Example 177, step (a) to give 285 mg (41% yield) of amino(3-quinolylamino)methane-1-thione. ¹H NMR (DMSO-d₆, 300 MHz) δ 7.57 (m, 1H), 7.67 (m, 1H), 7.94 (m, 2H), 8.41 (d, 1H, J=2.4 Hz), 8.85 (d, 1H, J=2.5 Hz), 10.03 (s, 1H); Mass Spectrum (ESI) m/z calcd. for C₁₀H₉N₃S, 203.3 (M+H), found 204.1.

b) Methyl 5-methylthio-4-[2-(3-quinolylamino)(1,3-thiazol-4-yl)]thiophene-2-carboxylate: Methyl 4-(2-bromoacetyl)-5-methylthiothiophene-2-carboxylate (90 mg, 0.28 mmol) was allowed to react with amino(3-quinolylamino)methane-1-thione (59.1 mg) as described in Example 154, step (a) to give 107.5 mg (78% yield) of methyl 5-methylthio-4-[2-(3-quinolylamino)(1,3-thiazol-4-yl)]thiophene-2-carboxylate hydrobromide. ¹H NMR (DMSO-d₆, 300 MHz) δ 2.75 (s, 3H), 3.84 (s,

3H), 7.52 (s, 1H), 7.92-8.05 (m, 2H), 8.22 (s, 1H), 9.22 (m, 2H); Mass Spectrum (ESI) m/z calcd. for C₁₉H₁₅N₃O₂S₃, 413.54 (M+H), found 414.1.

c) 5-Methylthio-4-[2-(3-quinolylamino)(1,3-thiazol-4-yl)]thiophene-2-carboxamide hydrochloride: Methyl 5-methylthio-4-[2-(3-quinolylamino)(1,3-thiazol-4-yl)]thiophene-2-carboxylate hydrobromide (107.5 mg, 0.21 mmol) was treated as described in Example 154, step (b) to give 4.5 mg (4.9% yield) of 5-methylthio-4-[2-(3-quinolylamino)(1,3-thiazol-4-yl)]thiophene-2-carboxamide hydrochloride. ¹H NMR (DMSO-d₆, 300 MHz) δ 2.80 (s, 3H), 7.29 (s, 1H), 7.59 (m, 2H), 7.93 (m, 2H), 8.54 (s, 1H), 8.89 (bs, 2H), 8.91 (m, 1H), 9.16 (m, 1H), 9.29 (bs, 2H), 10.97 (s, 1H); Mass Spectrum (ESI) m/z calcd. for C₁₈H₁₅N₅S₃, 397.5 (M+H), found 398.1.

Example 184

a) Methyl 5-methylthio-4-[2-(2-naphthylamino)(1,3-thiazol-4-yl)]thiophene-2-carboxylate hydrobromide: Methyl 4-(2-bromoacetyl)-5-methylthiothiophene-2-carboxylate (65 mg, 0.21 mmol) was allowed react with 2-naphthylthiourea (42.4 mg) as described in Example 154, step (a) to give 82.5 mg (80% yield) of methyl 5-methylthio-4-[2-(2-naphthylamino)(1,3-thiazol-4-yl)]thiophene-2-carboxylate hydrobromide. ¹H NMR (DMSO-d₆, 300 MHz) δ 2.67 (s, 3H), 3.83 (s, 3H), 7.31 (s, 1H), 7.50-7.67 (m, 4H), 7.93 (m, 1H), 8.15 (s, 1H), 8.31-8.35 (m, 1H), 8.46 (d, 1H, J=7.6), 10.22 (s, 1H); Mass Spectrum (ESI) m/z calcd. for C₂₀H₁₆N₂O₂S₃, 412.6 (M+H), found 413.1.

c) 5-Methylthio-4-[2-(2-naphthylamino)(1,3-thiazol-4-yl)]thiophene-2-carboxamide hydrochloride: Methyl 5-methylthio-4-[2-(2-naphthylamino)(1,3-thiazol-4-yl)]thiophene-2-carboxylate hydrobromide (42.7 mg, 0.086 mmol) was treated as described in Example 154, step (b) to give 5.8 mg (16% yield) of 5-methylthio-4-[2-(2-naphthylamino)(1,3-thiazol-4-yl)]thiophene-2-carboxamide hydrochloride. ¹H NMR (DMSO-d₆, 300 MHz) δ 2.72 (s, 3H), 7.12-7.27 (m, 3H), 7.50-7.68 (m, 3H), 7.94 (m, 1H), 8.32-8.35 (m, m, 1H), 8.51 (s, 1H), 8.97 (bs, 2H), 9.34 (bs, 2H), 10.26 (s, 1H); Mass Spectrum (ESI) m/z calcd. for C₁₉H₁₆N₄S₃, 396.6 (M+H), found 397.2.

Example 185

a) Methyl 4-[2-(2H-benzo[3,4-d]1,3-dioxolan-5-ylamino)(1,3-thiazol-4-yl)]-5-methylthiophene-2-carboxylate hydrobromide: Methyl 4-(2-bromoacetyl)-5-methylthiophene-2-carboxylate (65 mg, 0.21 mmol) was allowed to react with
5 2,3-methylenedioxyphenylthiourea (41.2 mg) as described in Example 154, step (a) to give 51 mg (50% yield) of methyl 4-[2-(2H-benzo[3,4-d]1,3-dioxolan-5-ylamino)(1,3-thiazol-4-yl)]-5-methylthiophene-2-carboxylate hydrobromide. ¹H NMR (DMSO-d₆, 300 MHz) δ 2.66 (s, 3H), 3.83 (s, 3H), 5.98 (s, 2H), 6.84-6.89 (m, 1H), 6.96, 7.04 (dd, 1H *rotomer*, *J*=2.2, 8.5 Hz), 7.25 (s, 1H), 7.46, 7.60 (d, 1H *rotomer*, *J*=2.1 Hz),
10 8.05, 8.13 (s, 1H *rotomer*), 10.19, 10.34 (s, 1H, *rotomer*); Mass Spectrum (ESI) m/z calcd. for C₁₇H₁₄N₂O₄S₃, 406.5 (M+H), found 407.1.

b) 4-[2-(2H-Benzo[3,4-d]1,3-dioxolan-5-ylamino)(1,3-thiazol-4-yl)]-5-methylthiophene-2-carboxamide hydrochloride: Methyl 4-[2-(2H-benzo[3,4-d]1,3-dioxolan-5-ylamino)(1,3-thiazol-4-yl)]-5-methylthiophene-2-carboxylate
15 hydrobromide (51 mg, 0.10 mmol) was treated as described in Example 154, step (b) to give 16.6 mg (39% yield) of 4-[2-(2H-benzo[3,4-d]1,3-dioxolan-5-ylamino)(1,3-thiazol-4-yl)]-5-methylthiophene-2-carboxamide hydrochloride. ¹H NMR (DMSO-d₆, 300 MHz) δ 2.71(s, 3H), 5.98 (s, 2H), 6.87 (d, 1H, *J*=8.2 Hz), 7.09-7.13 (m, 2H), 7.67 (d, 1H, *J*=2.4 Hz), 8.50 (s, 1H), 8.95 (bs, 2H), 9.33 (bs, 2H), 10.30 (s,
20 1H); Mass Spectrum (ESI) m/z calcd. for C₁₆H₁₄N₄O₂S₃, 390.51 (M+H), found 391.2;

Example 186

a) Amino[(7-bromofluoren-2-yl)amino]methane-1-thione: 2-Amino-7-bromofluorene (500 mg, 1.90 mmol) was treated as described in Example 177, step
25 (a) to give 128 mg (21% yield) of amino[(7-bromofluoren-2-yl)amino]methane-1-thione. ¹H NMR (DMSO-d₆, 300 MHz) δ 3.35 (s, 2H), 7.35 (d, 1H, *J*=8.3 Hz), 7.54 (d, 1H, *J*=8.0 Hz), 7.66 (s, 1H), 7.77-7.87 (m, 3H), 9.80 (s, 1H); Mass Spectrum (ESI) m/z calcd. for C₁₄H₁₁BrN₂S, 319.2 (M+H), found 320.1, 321.1.

b) Methyl 4-{2-[(7-bromofluoren-2-yl)amino](1,3-thiazol-4-yl)}-5-methylthiophene-2-carboxylate hydrobromide: Methyl 4-(2-bromoacetyl)-5-methylthiophene-2-carboxylate (90 mg, 0.28 mmol) was allowed to react with
30 amino[(7-bromofluoren-2-yl)amino]methane-1-thione (92.8 mg) as described in

Example 154, step (a) to give 141 mg (82% yield) of methyl 4-{2-[(7-bromofluoren-2-yl)amino](1,3-thiazol-4-yl)}-5-methylthiophene-2-carboxylate hydrobromide.

¹H NMR (DMSO-d₆, 300 MHz) δ 2.70 (s, 3H), 3.83 (s, 3H), 3.93 (s, 2H), 7.33 (s, 1H), 7.51 (dd, 1H, *J*=1.9, 8.0 Hz), 7.65 (dd, 1H, *J*=2.0, 8.4 Hz), 7.74 (ad, 2H, *J*=8.3 Hz), 7.83 (ad, 1H, *J*=8.4 Hz), 8.18 (s, 1H), 8.23 (d, 1H, *J*=1.4 Hz), 10.47 (s, 1H).

c) 4-{2-[(7-Bromofluoren-2-yl)amino](1,3-thiazol-4-yl)}-5-

methylthiophene-2-carboxamide hydrochloride: Methyl 4-{2-[(7-bromofluoren-2-yl)amino](1,3-thiazol-4-yl)}-5-methylthiophene-2-carboxylate hydrobromide (100 mg, 0.15 mmol) was treated as described in Example 154, step (b) to give 3.3 mg (4% yield) of 4-{2-[(7-bromofluoren-2-yl)amino](1,3-thiazol-4-yl)}-5-methylthiophene-2-carboxamide hydrochloride. ¹H NMR (DMSO-d₆, 300 MHz) δ 2.76 (s, 3H), 3.95 (s, 2H), 7.18 (s, 1H), 7.54 (dd, 1H, *J*=1.8, 10.0 Hz), 7.67-7.76 (m, 3H), 7.85 (d, 1H, *J*=8.2 Hz), 8.23 (s, 1H), 8.50 (s, 1H), 10.53 (s, 1H); Mass Spectrum (ESI) *m/z* calcd. for C₂₂H₁₇BrN₄S₃, 513.5 (M+H), found 513.1, 515.1.

15

Example 187

a) Methyl 4-{2-[(4-cyclohexylphenyl)amino](1,3-thiazol-4-yl)}-5-

methylthiophene-2-carboxylate hydrobromide: Methyl 4-(2-bromoacetyl)-5-methylthiophene-2-carboxylate (65 mg, 0.21 mmol) was allowed to react with 4-cyclohexylphenylthiourea (49.2 mg) as described in Example 154, step (a) to give 45 mg (41% yield) of methyl 4-{2-[(4-cyclohexylphenyl)amino](1,3-thiazol-4-yl)}-5-methylthiophene-2-carboxylate hydrobromide. ¹H NMR (DMSO-d₆, 300 MHz) δ 1.23-1.39 (m, 5H), 1.71-1.79 (m, 5H), 2.68 (s, 3H), 3.83 (s, 3H), 7.16 (d, 2H, *J*=8.6 Hz), 7.26 (s, 1H), 7.65 (d, 2H, *J*=8.7 Hz), 8.14 (s, 1H), 10.19 (s, 1H); Mass Spectrum (ESI) *m/z* calcd. for C₂₂H₂₄N₂O₂S₃, 444.64 (M+H), found 445.2.

25

b) 4-{2-[(4-Cyclohexylphenyl)amino](1,3-thiazol-4-yl)}-5-

methylthiophene-2-carboxamide hydrochloride: Methyl 4-{2-[(4-cyclohexylphenyl)amino](1,3-thiazol-4-yl)}-5-methylthiophene-2-carboxylate hydrobromide (31.1 mg, 0.059 mmol) was treated as described in Example 154, step (b) to give 12.8 mg (47% yield) of 4-{2-[(4-cyclohexylphenyl)amino](1,3-thiazol-4-yl)}-5-methylthiophene-2-carboxamide hydrochloride. ¹H NMR (DMSO-d₆, 300 MHz) δ 1.33-1.40 (m, 5H), 1.68-1.79 (m, 5H), 2.44 (m, 1H), 2.73 (s, 3H), 7.12 (s,

30

1H), 7.18 (d, 2H, $J=8.7$ Hz), 7.68 (d, 2H, $J=8.7$ Hz), 8.47 (s, 1H), 8.85 (bs, 2H), 9.32 (bs, 2H), 10.28 (s, 1H); Mass Spectrum (ESI) m/z calcd. for $C_{21}H_{24}N_4S_3$, 428.64 (M+H), found 429.2.

5

Example 188**a) Amino{[4-(phenyldiazenyl)phenyl]amino}methane-1-thione: 4-**

Phenylazophenylisothiocyanate (314 mg, 1.30 mmol) was treated as described in Example 177, step (a), part (ii), to give 295 mg (88% yield) of amino{[4-(phenyldiazenyl)phenyl]amino}methane-1-thione. 1H NMR (DMSO- d_6 , 300 MHz) δ 6.84 (m, 1H), 7.57 (m, 2H), 7.73 (m, 2H), 7.85-7.89 (m, 4H), 10.04 (s, 1H); Mass Spectrum (ESI) m/z calcd. for $C_{13}H_{12}N_4S$, 256.3 (M+H), found 257.2.

10

b) Methyl 5-methylthio-4-(2-{[4-(phenyldiazenyl)phenyl]amino}(1,3-thiazol-4-yl))thiophene-2-carboxylate hydrobromide: Methyl 4-(2-bromoacetyl)-5-

methylthiothiophene-2-carboxylate (65 mg, 0.21 mmol) was allowed to react with amino{[4-(phenyldiazenyl)phenyl]amino}methane-1-thione (53.8 mg) as described in Example 154, step (a) to give 80.6 mg (70% yield) of methyl 5-methylthio-4-(2-{[4-(phenyldiazenyl)phenyl]amino}(1,3-thiazol-4-yl))thiophene-2-carboxylate hydrobromide. 1H NMR (DMSO- d_6 , 300 MHz) δ 2.72 (s, 3H), 3.84 (s, 3H), 7.46 (s, 1H), 7.49-7.61 (m, 3H), 7.84 (m, 2H), 7.91-8.02 (m, 4H), 8.20 (s, 1H), 10.83 (s, 1H); Mass Spectrum (ESI) m/z calcd. for $C_{22}H_{18}N_4O_2S_3$, 466.6 (M+H), found 467.1.

15

20

c) 5-Methylthio-4-(2-{[4-(phenyldiazenyl)phenyl]amino}(1,3-thiazol-4-yl))thiophene-2-carboxamide hydrochloride: Methyl 5-methylthio-4-(2-{[4-

(phenyldiazenyl)phenyl]amino}(1,3-thiazol-4-yl))thiophene-2-carboxylate hydrobromide (47.7 mg, 0.087 mmol) was treated as described in Example 154, step (b) to give 32.8 mg (77% yield) of 5-methylthio-4-(2-{[4-(phenyldiazenyl)phenyl]amino}(1,3-thiazol-4-yl))thiophene-2-carboxamide hydrochloride. 1H NMR (DMSO- d_6 , 300 MHz) δ 2.78 (s, 3H), 7.26 (s, 1H), 7.49-7.63 (m, 3H), 7.66-7.74 (m, 3H), 7.84-8.08 (m, 3H), 8.60 (s, 1H), 11.02 (bs, 1H); Mass Spectrum (ESI) m/z calcd. for $C_{21}H_{18}N_6S_3$, 450.6 (M+H), found 451.1.

25

30

Example 189

a) 3-[(Aminothioxomethyl)amino]phenyl}methan-1-ol: 3-Aminobenzyl alcohol (550 mg, 4.46 mmol) was treated as described in Example 177, step (a) to give 618 mg (76% yield) of {3-[(aminothioxomethyl)amino]phenyl}methan-1-ol. ¹H NMR (DMSO-d₆, 300 MHz) δ 4.47 (d, 2H, J=5.6 Hz), 5.19 (t, 1H, J=5.7 Hz), 7.06 (d, 1H, J=6.2 Hz), 7.18-7.30 (m, 3H), 9.73 (s, 1H).

b) Methyl-5-methylthio4-(2-{[3-(hydroxymethyl)phenyl]amino}(1,3-thiazol-4-yl))-thiophene-2-carboxylate hydrobromide: Methyl 4-(2-bromoacetyl)-5-methylthiothiophene-2-carboxylate (1.01 g, 3.26 mmol) was allowed to react with of {3-[(aminothioxomethyl)amino]phenyl}methan-1-ol as described in Example 154, step (a) to give 1.42 g (92% yield) of methyl-5-methylthio4-(2-{[3-(hydroxymethyl)phenyl]amino}(1,3-thiazol-4-yl))-thiophene-2-carboxylate hydrobromide. ¹H NMR (DMSO-d₆, 300 MHz) δ 2.67 (s, 3H), 3.83 (s, 3H), 4.49 (s, 2H), 6.92 (m, 1H), 7.23-7.31 (m, 2H), 7.60 (m, 1H), 7.81 (bs, 1H), 8.17 (s, 1H), 10.29 (bs, 1H).

c) 5-Methylthio 4-(2-{[3-(hydroxymethyl)phenyl]amino}(1,3-thiazol-4-yl))-thiophene-2-carboxamide hydrochloride: Methyl-5-methylthio4-(2-{[3-(hydroxymethyl)phenyl]amino}(1,3-thiazol-4-yl))-thiophene-2-carboxylate hydrobromide (700 mg, 1.47 mmol) was treated as described in Example 154, step (b) using 1:9:1 methanol-CH₂Cl₂-DMF as eluent to give 195 mg (32% yield) of 5-methylthio 4-(2-{[3-(hydroxymethyl)phenyl]amino}(1,3-thiazol-4-yl))-thiophene-2-carboxamide hydrochloride. ¹H NMR (DMSO-d₆, 300 MHz) δ 2.71 (s, 3H), 4.50 (s, 2H), 6.93 (d, 1H, J=7.6 Hz), 7.15 (s, 1H), 7.21-7.27 (m, 1H), 7.38 (bs, 1H), 7.65 (d, 1H, J=8.1 Hz), 7.80 (s, 1H), 8.53 (s, 1H), 8.94 (bs, 2H), 9.32 (bs, 2H), 10.37 (s, 1H); Mass Spectrum (ESI) m/z calcd. for C₁₆H₁₆N₄OS₃, 376.5 (M+H), found 377.2.

Example 190

a) (tert-Butoxy)-N-[(4-{2-[(3-hydroxymethylphenyl)amino](1,3-thiazol-4-yl)}-5-methylthio(2-thienyl))iminomethyl]-carboxamide: 5-Methylthio 4-(2-{[3-(hydroxymethyl)phenyl]amino}(1,3-thiazol-4-yl))-thiophene-2-carboxamide (103 mg, 0.27 mmol) was slurried in THF (4 mL) and treated with 0.5 mL of 0.5 N NaOH. tert-Butyldicarbonate (0.40 mmol) was added in one portion and the resulting mixture

was stirred overnight. The reaction was partitioned in CH₂Cl₂ and water. The organic layer was separated and washed with brine (1x20 mL) and dried (Na₂SO₄). Removal of the solvent *in vacuo*, followed by purification on preparative thin layer chromatography (500 mm silica gel plate, J.T.Baker, Phillipsburg, NJ, 1% methanol-CH₂Cl₂), gave 45 mg (35% yield) of ((tert-Butoxy)-N-[(4-{2-[(3-hydroxymethylphenyl)amino](1,3-thiazol-4-yl)}-5-methylthio(2-thienyl))iminomethyl]-carboxamide. ¹H NMR (DMSO-d₆, 300 MHz) δ 1.44 (s, 9H), 2.66 (s, 3H), 4.49 (d, 2H, *J*=5.7 Hz), 5.15 (t, 1H, *J*=5.5 Hz), 6.92 (d, 1H, *J*=7.5 Hz), 6.96 (s, 1H), 7.26 (m, 1H), 7.66 -7.75 (m, 2H), 8.38 (s, 1H), 8.98 (bs, 2H), 10.24 (s, 1H).

b) (tert-Butoxy)-N-(imino{4-[2-({3-[(3-methylpiperidyl)methyl]phenyl}amino)(1,3-thiazol-4-yl)]-5-methylthio(2-thienyl)}methyl)carboxamide: To a stirring solution of ((tert-butoxy)-N-[(4-{2-[(3-hydroxymethylphenyl)amino](1,3-thiazol-4-yl)}-5-methylthio(2-thienyl))iminomethyl]-carboxamide (45 mg, 0.094 mmol) under N₂ was added triethylamine (2 equiv, 26.3 μl), followed by methansulfonyl chloride (Aldrich Chemical Co., Milwaukee, WI, 0.13 mmol, 10.2 μl). The reaction was stirred for 1 h, at which time the reaction was partitioned in CH₂Cl₂-water. The organic layer was washed with brine (20 mL), filtered through a 5-cm pad of silica gel in a 15-mL fritted glass funnel and dried (Na₂SO₄). Removal of the solvent *in vacuo* afforded the crude mesylate (44 mg) which was used immediately without further purification. To 25.3 mg (0.045 mmol) of the mesylate in 0.5 mL of DMF was added 3-methyl piperidine (0.18 mmol, 21.4 μL) and the result was heated to 65°C in an oil bath for 4 h. The reaction was concentrated *in vacuo* and purified by preparative thin layer chromatography (250 mm silica gel plate, 10% methanol-CH₂Cl₂, J.T.Baker, Phillipsburg, NJ) to give 8.2 mg (32% yield) of (tert-butoxy)-N-(imino{4-[2-({3-[(3-methylpiperidyl)methyl]phenyl}amino)(1,3-thiazol-4-yl)]-5-methylthio(2-thienyl)}methyl)carboxamide. Mass Spectrum (ESI) *m/z* calcd. for C₂₇H₃₅N₅O₂S₃, 557.8 (M+H), found 557.9, 458.2 (-C(O)OC(CH₃)₃).

c) 4-[2-({3-[(3-Methylpiperidyl)methyl]phenyl}amino)(1,3-thiazol-4-yl)]-5-methylthiothiophene-2-carboxamidinium hydrochloride: (tert-Butoxy)-N-(imino{4-[2-({3-[(3-methylpiperidyl)methyl]phenyl}amino)(1,3-thiazol-4-yl)]-5-methylthio(2-

thienyl)}methyl)carboxamide (8.2 mg, 0.014 mmol) was stirred 2 mL of a 10% 3N HCl-ethyl acetate solution at 0 °C for 30 min., at which time the solvent was removed *in vacuo* to give 8 mg (100% yield) of the 4-[2-({3-[(3-methylpiperidyl)methyl]phenyl}amino)(1,3-thiazol-4-yl)]-5-methylthiophene-2-carboxamide hydrochloride. ¹H NMR (DMSO-d₆, 300 MHz) δ 0.83 (d, 3H, *J*=5.6 Hz), 1.54-2.48 (m, 5H), 2.52-2.63 (m, 4H), 2.66 (s, 3H), 4.23 (d, 2H, *J*=4.8 Hz), 7.15-7.23 (m, 2H), 7.41 (t, 1H, *J*=7.8 Hz), 7.86-7.92 (m, 2H), 8.63 (s, 1H), 9.01 (bs, 2H), 9.42 (bs, 2H), 10.63 (s, 1H); (Mass Spectrum (ESI) *m/z* calcd. for C₂₂H₂₇N₅S₃, 457.7 (M+H), found 458.2.

10

Example 191

a) Methyl-5-methylthio-4-{2-[(3-hydroxyphenyl)amino](1,3-thiazol-4-yl)}-thiophene-2-carboxylate hydrobromide: Methyl 4-(2-bromoacetyl)-5-methylthiophene-2-carboxylate (60 mg, 0.19 mmol) was allowed to react with 3-hydroxyphenylthiourea (32.6 mg) as described in Example 154, step (a) to give 80.2 mg (92% yield) of methyl-5-methylthio-4-{2-[(3-hydroxyphenyl)amino](1,3-thiazol-4-yl)}-thiophene-2-carboxylate hydrobromide. ¹H NMR (DMSO-d₆, 300 MHz) δ 2.67 (s, 3H), 3.83 (s, 3H), 6.38 (d, 1H, *J*=7.6 Hz), 7.06-7.12 (m, 2H), 7.20-7.29 (m, 2H), 8.14 (s, 1H), 10.17 (s, 1H).

20

b) 4-{2-[(3-Hydroxyphenyl)amino](1,3-thiazol-4-yl)}-5-methylthiophene-2-carboxamide hydrochloride: Methyl-5-methylthio-4-{2-[(3-hydroxyphenyl)amino](1,3-thiazol-4-yl)}-thiophene-2-carboxylate hydrobromide (460 mg, 1.0 mmol) was treated as described in Example 154, step (b) to give 215 mg (54% yield) of 4-{2-[(3-hydroxyphenyl)amino](1,3-thiazol-4-yl)}-5-methylthiophene-2-carboxamide hydrochloride. (Mass Spectrum (ESI) *m/z* calcd. for C₁₅H₁₄N₄OS₃, 362.5 (M+H), found 363.2.

25

c) (tert-Butoxy)-N-[(4-{2-[(4-hydroxyphenyl)amino](1,3-thiazol-4-yl)}-5-methylthio(2-thienyl))iminomethyl]carboxamide: To a stirring solution of 4-{2-[(3-hydroxyphenyl)amino](1,3-thiazol-4-yl)}-5-methylthiophene-2-carboxamide hydrochloride (215 mg, 0.48 mmol) in 4 mL of CH₂Cl₂-DMF (3:1, v/v) was added diisopropylethylamine (1.2 equiv). Di-tert-butyl dicarbonate (1.2 equiv, 127 mg, Aldrich Chemicals, Milwaukee, WI) was then added dropwise in 1 mL CH₂Cl₂ via an

30

addition funnel. The reaction was allowed to stir overnight, partitioned in CH₂Cl₂-H₂O, and the layers separated. The organic layer was dried (Na₂SO₄) and concentrated *in vacuo*. The residue was purified by flash chromatography (1% methanol-CH₂Cl₂) to give 60 mg (27% yield) of (tert-butoxy)-N-[(4-{2-[(4-hydroxyphenyl)amino](1,3-thiazol-4-yl)}-5-methylthio(2-thienyl))iminomethyl]carboxamide. ¹H NMR (DMSO-d₆, 300 MHz) δ 1.44 (s, 9H), 2.72 (s, 3H), 6.38 (m, 1H), 6.96 (s, 1H), 7.06-7.12 (m, 2H), 7.28 (m, 1H), 8.35 (s, 1H), 9.00 (bs, 2H), 9.28 (s, 1H), 10.11 (s, 1H); Mass Spectrum (ESI) m/z calcd. for C₂₀H₂₂N₄O₃S₃, 462.6 (M+H), found 462.7, 363.2 [-C(O)OC(CH₃)₃].

10 **d) (tert-Butoxy)-N-[[4-(2-[[3-(carbamoylmethoxy)phenyl]amino](1,3-thiazol-4-yl))-5-methylthio(2-thienyl)]iminomethyl]carboxamide:** To stirring solution of (tert-butoxy)-N-[(4-{2-[(4-hydroxyphenyl)amino](1,3-thiazol-4-yl)}-5-methylthio(2-thienyl))iminomethyl]carboxamide (65 mg, 0.14 mmol) in 1.5 mL of DMF was added sequentially Cs₂CO₃ (1.5 equiv, 60.1 mg, Aldrich Chemicals, Milwaukee, WI), bromoacetamide (1.2 equiv, 20.4 mg, Aldrich Chemicals, Milwaukee, WI), and a catalytic amount of KI. The reaction was warmed to 58 °C in an oil bath, stirred for 48 h, at which time another 0.6 equiv of bromoacetamide was added. Stirring was continued for another 24 h, at which time the reaction was filtered and concentrated *in vacuo*. The residue was purified by preparative thin layer chromatography (50% ethyl acetate-hexanes) to give 9 mg (12% yield) of (tert-butoxy)-N-[[4-(2-[[3-(carbamoylmethoxy)phenyl]amino](1,3-thiazol-4-yl))-5-methylthio(2-thienyl)]iminomethyl]carboxamide. Mass Spectrum (ESI) m/z calcd. for C₂₂H₂₅N₅O₄S₃, 519.7 (M+H), found 519.7, 420.7 [-C(O)OC(CH₃)₃].

25 **e) 4-(2-[[4-(Carbamoylmethoxy)phenyl]amino](1,3-thiazol-4-yl))-5-methylthiothiophene-2-carboxamide trifluoroacetate:** To a stirring suspension of (tert-butoxy)-N-[[4-(2-[[3-(carbamoylmethoxy)phenyl]amino](1,3-thiazol-4-yl))-5-methylthio(2-thienyl)]iminomethyl]carboxamide (ca. 4 mg, 0.007 mmol) in CH₂Cl₂-DMF (4 mL, 3:1 v/v) at 0 °C was added 1 mL of trifluoroacetic acid. The homogeneous solution was stirred an additional 40 min. at this temperature, warmed to ambient temperature over a 30 min. period and concentrated *in vacuo* to give 4 mg (100% yield) of 4-(2-[[4-(carbamoylmethoxy)phenyl]amino](1,3-thiazol-4-yl))-5-methylthiothiophene-2-carboxamide trifluoroacetate. ¹H NMR (DMSO-d₆, 300

MHz) δ 2.75 (s, 3H), 4.21(d, 2H, $J=5.7$ Hz), 6.64 (dd, 1H, $J=2.4, 8.2$ Hz), 6.97 (dd, 1H, $J=1.1, 8.2$ Hz), 7.16 (s, 1H), 7.22 (m, 1H), 7.60-7.63 (m, 1H), 7.69-7.72 (m, 1H), 7.88 (t, 1H, $J=2.1$ Hz), 8.42 (s, 1H); Mass Spectrum (ESI) m/z calcd. for $C_{17}H_{17}N_5O_2S_3$, 419.6 (M+H), found 420.1.

5

Example 192

a) Isopropyl 5-methyl-4-{2-[(3,4,5-trimethoxyphenyl)amino]}(1,3-thiazol-4-yl)}thiophene-2-carboxylate hydrobromide: Isopropyl-4-(2-bromoacetyl)-5-methylthiophene-2-carboxylate (84 mg, 0.27 mmol) was allowed to react with 3,4,5-trimethoxyphenylthiourea (66.5 mg) as described in Example 154, step (a) to give 68 mg (48% yield) of isopropyl 5-methyl-4-{2-[(3,4,5-trimethoxyphenyl)amino]}(1,3-thiazol-4-yl)}thiophene-2-carboxylate hydrobromide. Mass Spectrum (ESI) m/z calcd. For $C_{21}H_{24}N_2O_5S_2$, 448.56 (M+H), found 449.0.

b) 5-Methyl-4-{2-[(3,4,5-trimethoxyphenyl)amino]}(1,3-thiazol-4-yl)}thiophene-2-carboxamide hydrochloride: Isopropyl 5-methyl-4-{2-[(3,4,5-trimethoxyphenyl)amino]}(1,3-thiazol-4-yl)}thiophene-2-carboxylate hydrobromide (59 mg, 0.11 mmol) was treated as described in Example 154, step (b) to give 24.4 mg (50% yield) of 5-methyl-4-{2-[(3,4,5-trimethoxyphenyl)amino]}(1,3-thiazol-4-yl)}thiophene-2-carboxamide hydrochloride. 1H NMR (DMSO- d_6 , 300 MHz) δ 2.81 (s, 3H), 3.61 (s, 3H), 3.77 (s, 6H), 7.04 (s, 2H), 7.09 (s, 1H), 8.40 (s, 1H); Mass Spectrum (ESI) m/z calcd. for $C_{18}H_{20}N_4O_3S_2$, 404.5 (M+H), found 405.2.

15
20

Example 193

a) Isopropyl 5-methyl-4-{2-[(4-phenoxyphenyl)amino]}(1,3-thiazol-4-yl)}thiophene-2-carboxylate hydrobromide: Isopropyl-4-(2-bromoacetyl)-5-methylthiophene-2-carboxylate (91 mg, 0.29 mmol) was allowed to react with 4-phenoxyphenylthiourea (72.6 mg) as described in Example 154, step (a) to give 115 mg (75% yield) of isopropyl 5-methyl-4-{2-[(4-phenoxyphenyl)amino]}(1,3-thiazol-4-yl)}thiophene-2-carboxylate hydrobromide. 1H NMR (DMSO- d_6 , 300 MHz) δ 1.28 (d, 6H, $J=6.2$ Hz), 2.70 (s, 3H), 6.06 (quintet, 1H, $J=6.2$ Hz), 6.92-7.09 (m, 5H), 7.15 (s, 1H), 7.30-7.37 (m, 2H), 7.56-7.70 (m, 2H), 7.98 (s, 1H); Mass Spectrum (ESI) m/z calcd. for $C_{24}H_{22}N_2O_3S_2$, 450.6 (M+H), found 451.2, 409.2 [-CH(CH $_3$) $_2$].

25
30

b) 5-Methyl-4-{2-[(4-phenoxyphenyl)amino](1,3-thiazol-4-yl)}thiophene-2-carboxamide hydrochloride: Isopropyl 5-methyl-4-{2-[(4-phenoxyphenyl)amino](1,3-thiazol-4-yl)}thiophene-2-carboxylate hydrobromide (95.5 mg, 0.17 mmol) was treated as described in Example 154, step (b) to give 23.8 mg (32% yield) of 5-methyl-4-{2-[(4-phenoxyphenyl)amino](1,3-thiazol-4-yl)}thiophene-2-carboxamide hydrochloride. ¹H NMR (DMSO-d₆, 300 MHz) δ 2.76 (s, 3H), 6.95-7.12 (m, 6H), 7.34-7.39 (m, 2H), 7.72-7.78 (m, 2H), 8.33 (s, 1H), 8.98 (bs, 3H), 10.29 (bs, 1H); Mass Spectrum (ESI) m/z calcd. for C₂₁H₁₈N₄O₂S₃, 406.5 (M+H), found 407.2.

10

Example 194

a) Isopropyl 5-methyl-4-[2-(phenylamino)(1,3-thiazol-4-yl)]-thiophene-2-carboxylate hydrobromide: Isopropyl 4-(2-bromoacetyl)-5-methylthiophene-2-carboxylate (64 mg, 0.21 mmol) was allowed to react with phenylthiourea (32.1 mg) as described in Example 154, step (a) to give 80 mg (87% yield) of isopropyl 5-methyl-4-[2-(phenylamino)(1,3-thiazol-4-yl)]-thiophene-2-carboxylate hydrobromide. Mass Spectrum (ESI) m/z calcd. for C₁₈H₁₈N₂O₂S₂, 358.5 (M+H), found 359.2.

b) 5-Methyl-4-[2-(phenylamino)(1,3-thiazol-4-yl)]thiophene-2-carboxamide hydrochloride: Isopropyl 5-methyl-4-[2-(phenylamino)(1,3-thiazol-4-yl)]-thiophene-2-carboxylate hydrobromide (74 mg, 0.16 mmol) was treated with phenylthiourea (24.3 mg) as described in Example 154, step (b) to give 15 mg (28% yield) (of 5-methyl-4-[2-(phenylamino)(1,3-thiazol-4-yl)]thiophene-2-carboxamide hydrochloride, which was further purified by recrystallization from methanol-water. ¹H NMR (DMSO-d₆, 300 MHz) δ 2.79 (s, 3H), 6.96 (t, 1H, J=7.2 Hz), 7.09 (s, 1H), 7.33 (t, 2H, J=7.5 Hz), 7.71 (d, 2H, J=7.7 Hz), 8.39 (s, 1H), 8.95 (bs, 2H), 9.33 (bs, 2H), 10.37 (s, 1H); Mass Spectrum (ESI) m/z calcd. for C₁₅H₁₄N₄S₃, 314.4 (M+H), found 315.2.

25

Example 195

a) Methyl 4-(4-isoxazol-5-yl(1,3-thiazol-2-yl))-5-methylthiothiophene-2-carboxylate: Methyl 4-(aminothioxomethyl)-5-methylthiothiophene-2-carboxylate (872 mg, 2.51 mmol) was allowed to react with 2-bromo-1-isoxazol-5-ylethan-1-one (737 mg, prepared from from isoxazole-5-carbonyl chloride [Maybridge Chemicals,

30

Cornwall, UK] as described in Example 177, step (a) as described in Example 154, step (a) to give 704 mg (83% yield) of methyl 4-(4-isoxazol-5-yl(1,3-thiazol-2-yl))-5-methylthiophene-2-carboxylate. ¹H NMR (DMSO-d₆, 300 MHz) δ 2.75 (s, 3H), 3.85 (s, 3H), 6.93 (d, 1H, J=1.8 Hz), 8.22 (s, 1H), 8.38 (s, 1H), 8.70 (d, 1H, J=1.8 Hz).

b) 4-(4-Isioxazol-5-yl(1,3-thiazol-2-yl))-5-methylthiophene-2-carboxamide hydrochloride: Methyl 4-(4-isoxazol-5-yl(1,3-thiazol-2-yl))-5-methylthiophene-2-carboxylate (350 mg, 1.03 mmol) was treated as described in Example 154, step (b) to give 290 mg (78% yield) of 4-(4-isoxazol-5-yl(1,3-thiazol-2-yl))-5-methylthiophene-2-carboxamide hydrochloride, of which an aliquot was further purified by recrystallization from methanol-isopropanol-water (3:1:0.2, v/v/v). ¹H NMR (DMSO-d₆, 300 MHz) δ 2.79 (s, 3H), 6.93 (d, 1H, J=1.9 Hz), 8.45 (s, 1H), 8.74 (m, 2H), 9.23 (bs, 2H), 9.53 (bs, 2H); Mass Spectrum (MALDI-TOF, CHCA matrix) m/z calcd. for C₁₂H₁₀N₄OS₃, 322.4 (M+H), found 323.3.

Example 196

a) Methyl 4-[4-(2-hydroxyphenyl)(1,3-thiazol-2-yl)]-5-methylthiophene-2-carboxylate: Methyl 4-(aminothioxomethyl)-5-methylthiophene-2-carboxylate (808 mg, 3.26 mmol) was allowed to react with 2-(2-bromoacetyl)hydroxybenzene (925 mg, prepared from 2-(chlorocarbonyl)phenyl acetate [Aldrich Chemicals, Milwaukee, WI] as described in Example 177, step (a) as described in Example 154, step (a) to give 433 mg (37% yield) of methyl 4-[4-(2-hydroxyphenyl)(1,3-thiazol-2-yl)]-5-methylthiophene-2-carboxylate. ¹H NMR(DMSO-d₆, 300 MHz) δ 2.77 (s, 3H), 3.86 (s, 3H), 6.91-7.00 (m, 2H), 7.23 (m, 1H), 8.14-8.19 (m, 2H), 8.24 (s, 1H); Mass Spectrum (ESI) m/z calcd. for C₁₆H₁₃NO₃S₃, 363.48 (M+H), found 364.2.

b) 4-[4-(2-Hydroxyphenyl)(1,3-thiazol-2-yl)]-5-methylthiophene-2-carboxamide hydrochloride: Methyl 4-[4-(2-hydroxyphenyl)(1,3-thiazol-2-yl)]-5-methylthiophene-2-carboxylate (400 mg, 1.1 mmol) was treated as described in Example 154, step (b) to give 173 mg (41% yield) of 4-[4-(2-hydroxyphenyl)(1,3-thiazol-2-yl)]-5-methylthiophene-2-carboxamide hydrochloride. ¹H NMR (DMSO-d₆, 300 MHz) δ 2.81 (s, 3H), 6.92-7.02 (m, 2H), 7.22 (m, 1H), 8.20 (dd, 1H, J=1.7, 7.8 Hz), 8.27 (s, 1H), 8.65 (s, 1H), 9.00 (bs, 2H), 9.41 (bs, 2H), 10.58 (s, 1H); Mass Spectrum (ESI) m/z calcd. for C₁₅H₁₃N₃OS₃, 347.48 (M+H), found 348.2.

Example 197**5-Methylthio-4-(6-quinolylamino)thiophene-2-carboxamide hydrochloride**

a) Methyl 5-methylthio-4-(6-quinolylamino)thiophene-2-carboxylate: To an oven-dried glass vial with stir bar was added a mixture of 5 65.2 mg (0.244 mmol) of methyl 4-bromo-5-methylthiothiophene-2-carboxylate (as prepared in Example 241, step (a)), 5.2 mg (9.5 mol %) of palladium (II) acetate, 22.2 mg (14.6 mol %) of racemic-2,2'-bis(diphenylphosphino)-1,1'-binaphthyl (BINAP), 125 mg (0.384 mmol) of 10 cesium carbonate and 50.3 mg (0.349 mmol) of 6-aminoquinoline. The vial was transferred to a glove bag, flushed with dry argon and anhydrous toluene (488 μ L) was added. The vial was capped with a Teflon-lined screw cap and heated at 100°C for 48 h. To the cooled suspension was added ethyl acetate (4 mL), the mixture filtered (Celite), washing with ethyl acetate (2 x 2 mL), and 15 the solvents removed *in vacuo*. The resulting residue was purified by chromatography on a 10-g silica SPE column with a gradient of 5-12 % ethyl acetate-CH₂Cl₂ to afford 53.3 mg (66%) of the title compound as a pale yellow resin. ¹H-NMR (CDCl₃, 400 MHz) δ 8.77 (dd, 1H, J = 4.2, 1.6 Hz), 8.04 (d, 1H, J = 9.4 Hz), 8.02 (d, 1H, J = 8.4 Hz), 7.90 (s, 1H), 7.41 (dd, 1H, J = 9.0, 2.6 Hz), 7.36 (dd, 1H, J = 8.3, 4.2 Hz), 7.27 (d, 1H, J = 2.6 Hz), 3.92 (s, 3H) and 2.45 (s, 3H). Mass spectrum (ESI, m/z): Calcd. For C₁₆H₁₅N₂O₂S₂, 331.1 (M+H), found 331.2.

b) 5-Methylthio-4-(6-quinolylamino)thiophene-2-carboxamide hydrochloride: Trimethylaluminum (2.0 M in toluene, 0.76 mL, 1.52 mmol) 25 was added dropwise to a suspension of ammonium chloride (85.6 mg, 1.60 mmol) in anhydrous toluene (0.76 mL) under Ar at 0°C. The mixture was stirred at 25°C for 30 min and then 50.2 mg (0.152 mmol) of methyl 5-methylthio-4-(6-quinolylamino)thiophene-2-carboxylate (as prepared in previous step) was added. The reaction mixture was heated slowly to 100°C 30 and stirred for 4 h. The cooled mixture was added to a vigorously stirred slurry of silica gel (3 g) in chloroform (15 mL). The suspension was filtered (Celite) washing with 25% MeOH-CH₂Cl₂ (2 x 5 mL), 50% MeOH-CH₂Cl₂ (2 x 5 mL) and 75% MeOH-CH₂Cl₂ (2 x 5 mL). The combined washings were concentrated and the resulting residue was purified on a 5-g silica SPE column

with a gradient of 10-15% MeOH-CH₂Cl₂ to afford 42.2 mg (79%) of the title compound as a yellow solid. ¹H-NMR (DMSO-d₆, 400 MHz) δ 9.39 (br s, 2H), 9.12 (br s, 2H), 8.63 (dd, 1H, J = 4.2, 1.6 Hz), 8.44 (s, 1H), 8.16 (m, 2H), 7.89 (d, 1H, J = 8.5 Hz), 7.54 (dd, 1H, J = 9.1, 2.6 Hz), 7.39 (dd, 1H, J = 8.3, 4.2 Hz), 7.20 (d, 1H, J = 2.5 Hz) and 2.55 (s, 3H). Mass spectrum (ESI, m/z): Calcd. For C₁₅H₁₄N₄S₂, 315.1 (M+H), found 315.2.

Example 198

10 *5-Methylthio-4-[(3-phenylphenyl)amino]thiophene-2-carboxamide hydrochloride*

a) Methyl 5-methylthio-4-[(3-phenylphenyl)amino]thiophene-2-carboxylate: The same procedure as in Example 197, step (a), was followed using 62.2 mg (0.233 mmol) of methyl 4-bromo-5-methylthiothiophene-2-
15 carboxylate (as prepared in Example 241, step (a)), 4.7 mg (9.0 mol %) of palladium (II) acetate, 20.0 mg (13.8 mol %) of racemic-BINAP, 140 mg (0.430 mmol) of cesium carbonate, 48.2 mg (0.285 mmol) of 3-aminobiphenyl and 466 μL of toluene, and chromatographed as before using 20-40% CH₂Cl₂-hexane to afford 52.3 mg (63%) of the title compound as a yellow
20 resin. ¹H-NMR (CDCl₃, 400 MHz) δ 7.81 (s, 1H), 7.61 (m, 2H), 7.46 (m, 2H), 7.38 (m, 2H), 7.21 (m, 2H), 7.03 (m, 1H), 6.22 (s, 1H), 3.90 (s, 3H), 2.43 (s, 3H). Mass spectrum (ESI, m/z): Calcd. For C₁₉H₁₇NO₂S₂, 356.1 (M+H), found 356.2.

*b) 5-Methylthio-4-[(3-phenylphenyl)amino]thiophene-2-
25 carboxamide hydrochloride:* The same procedure as in Example 197, step (b) was followed using 46.4 mg (0.131 mmol) of methyl 5-methylthio-4-[(3-phenylphenyl)amino]thiophene-2-carboxylate (as prepared in previous step), 0.76 mL of trimethylaluminum (2.0 M in toluene, 1.57 mmol), 87.7 mg of ammonium chloride (1.64 mmol) and 0.79 mL of toluene, and purified on a
30 5-g silica SPE column with 5-10% MeOH-CH₂Cl₂ to afford 46.8 mg (95%) of the title compound as a yellow foam. ¹H-NMR (DMSO-d₆, 400 MHz) δ 9.04 (br s, 4H), 8.10 (s, 1H), 8.06 (s, 1H), 7.62 (m, 2H), 7.46 (m, 2H), 7.35 (m, 2H), 7.19 (t, 1H, J = 1.9 Hz), 7.12 (d, 1H, J = 8.2 Hz), 6.95 (dd, 1H, J = 7.8, 1.9 Hz), 2.53 (s, 3H). Mass spectrum (ESI, m/z): Calcd. For C₁₈H₁₇N₃S₂,
35 340.1 (M+H), found 340.2.

Example 199**5-Methylthio-4-(3-quinolylamino)thiophene-2-carboxamide hydrochloride**

a) **Methyl 5-methylthio-4-(3-quinolylamino)thiophene-2-carboxylate:** The same procedure as in Example 197, step (a) was followed using 104 mg (0.389 mmol) of methyl 4-bromo-5-methylthiothiophene-2-carboxylate (as prepared in Example 241, step (a)), 7.1 mg (8.1 mol %) of palladium (II) acetate, 29.3 mg (12.1 mol%) of racemic-BINAP, 192 mg (0.589 mmol) of cesium carbonate, 70.5 mg (0.489 mmol) of 3-aminoquinoline and 778 μ L of toluene, and chromatographed as before using 3-8% ethyl acetate- CH_2Cl_2 to afford 34.4 mg (27%) of the title compound as a yellow resin. $^1\text{H-NMR}$ (CDCl_3 , 400 MHz) δ 8.73 (d, 1H, $J = 2.5$ Hz), 8.04 (d, 1H, $J = 8.2$ Hz), 7.85 (d, 1H, $J = 4.0$ Hz), 7.71 (d, 1H, $J = 7.9$ Hz), 7.62 (m, 1H), 7.56 (m, 2H), 6.34 (s, 1H), 3.93 (s, 3H) and 2.46 (s, 3H). Mass spectrum (ESI, m/z): Calcd. For $\text{C}_{16}\text{H}_{14}\text{N}_2\text{O}_2\text{S}_2$, 331.1 (M+H), found 331.3.

b) **5-Methylthio-4-(3-quinolylamino)thiophene-2-carboxamide hydrochloride:** The same procedures as in Example 197, step (b) was followed using 32.3 mg (0.0977 mmol) of methyl 5-methylthio-4-(3-quinolylamino)thiophene-2-carboxylate (as prepared in previous step), 0.586 mL of trimethylaluminum (2.0 M in toluene, 1.17 mmol) and 65.8 mg of ammonium chloride (1.26 mmol) and 0.59 mL of toluene and purified on a 5-g silica SPE column with 5-12% MeOH- CH_2Cl_2 to afford, after concentration once from MeOH-MeCN (1:1), 17.3 mg (51%) of the title compound as a light tan crystalline solid. $^1\text{H-NMR}$ (DMSO-d_6 , 400 MHz) δ 9.09 (br s, 4H), 8.79 (s, 1H), 8.56 (s, 1H), 8.12 (s, 1H), 7.89 (m, 1H), 7.79 (m, 1H), 7.56 (s, 1H), 7.50 (m, 2H) and 2.55 (s, 3H). Mass spectrum (ESI, m/z): Calcd. for $\text{C}_{15}\text{H}_{14}\text{N}_4\text{S}_2$, 315.1 (M+H), found 315.4.

Example 200

30 **5-Methylthio-4-(pyrimidin-2-ylamino)thiophene-2-carboxamide hydrochloride**

a) **Methyl 5-methylthio-4-(pyrimidin-2-ylamino)thiophene-2-carboxylate:** The same procedure as in Example 197, step (a) was followed using 50.9 mg (0.191 mmol) of methyl 4-bromo-5-methylthiothiophene-2-

carboxylate (as prepared in Example 241, step (a)), 2.7 mg (6.3 mol %) of palladium (II) acetate, 11.3 mg (9.5 mol %) of racemic-BINAP, 101 mg (0.310 mmol) of cesium carbonate, 25.9 mg (0.270 mmol) of 2-aminopyrimidine and 381 μ L of dioxane, and chromatographed as before using 5-10% ethyl acetate-hexane to afford 16.7 mg (31%) of the title compound as a yellow crystalline solid: $^1\text{H-NMR}$ (CDCl_3 , 400 MHz) δ 8.72 (s, 1H), 8.49 (d, 1H, $J = 4.8$ Hz), 6.80 (t, 1H, $J = 4.8$ Hz), 3.92 (s, 3H), 2.42 (s, 3H) and 1.28 (br s, 2H). Mass spectrum (ESI, m/z): Calcd. for $\text{C}_{11}\text{H}_{11}\text{N}_3\text{O}_2\text{S}_2$, 282.0 (M+H), found 282.3.

10 **b) 5-Methylthio-4-(pyrimidin-2-ylamino)thiophene-2-carboxamide hydrochloride:** The same procedure as in Example 197, step (b) was followed using 15.2 mg (0.0540 mmol) of methyl 5-methylthio-4-(pyrimidin-2-ylamino)thiophene-2-carboxylate (as prepared in previous step), 0.324 mL of trimethylaluminum (2.0 M in toluene, 0.648 mmol) and 36.4 mg 15 of ammonium chloride (0.680 mmol) and 0.32 mL of toluene, and purified on a 2-g silica SPE column with 5-15% MeOH- CH_2Cl_2 to afford, after concentration once from MeOH-MeCN (1:10), 11.4 mg (70%) of the title compound as a light yellow crystalline solid. $^1\text{H-NMR}$ (DMSO-d_6 , 300 MHz) δ 9.24 (br s, 2H), 8.85 (br s, 2H), 8.45 (d, 1H, $J = 4.8$ Hz), 8.25 (s, 1H), 6.87 (t, 20 1H, $J = 4.8$ Hz) and 2.53 (s, 3H). Mass spectrum (ESI, m/z): Calcd. for $\text{C}_{10}\text{H}_{11}\text{N}_5\text{S}_2$, 266.1 (M+H), found 266.2.

Example 201

25 **4-[(4-Cyclohexylphenyl)amino]-5-methylthiothiophene-2-carboxamide hydrochloride**

a) Methyl 4-[(4-cyclohexylphenyl)amino]-5-methylthiothiophene-2-carboxylate: The same procedure as in Example 197, step (a) was followed using 122 mg (0.457 mmol) of methyl 4-bromo-5-methylthiothiophene-2-carboxylate (as prepared in Example 241, step (a)), 9.9 mg (9.7 mol %) of palladium (II) acetate, 42.3 mg (14.9 mol %) of racemic-BINAP, 206 mg (0.632 mmol) of cesium carbonate, 102 mg (0.582 mmol) of 4-cyclohexylaniline and 913 μ L of toluene, and chromatographed as before using 20-40% CH_2Cl_2 -hexane to afford 73.8 mg (45%) of the title compound as a light green resin: $^1\text{H-NMR}$ (CDCl_3 , 400 MHz) δ 7.74 (s, 1H), 7.15 (d, 35

2H, J = 8.4 Hz), 6.98 (d, 2H, J = 8.4 Hz), 6.12 (s, 1H), 3.88 (s, 3H), 2.48 (m, 1H), 2.39 (s, 3H), 1.87 (m, 4H), 1.76 (br d, 1H, J = 12.5 Hz), 1.41 (m, 4H) and 1.28 (m, 1H). Mass spectrum (ESI, m/z): Calcd. for C₁₉H₂₃NO₂S₂, 362.1 (M+H), found 362.4.

- 5 **b) 4-[(4-Cyclohexylphenyl)amino]-5-methylthiophene-2-carboxamide hydrochloride:** The same procedure as in Example 197, step (b) was followed using 70.2 mg (0.194 mmol) of methyl 4-[(4-cyclohexylphenyl)amino]-5-methylthiophene-2-carboxylate (as prepared in previous step), 0.970 mL of trimethylaluminum (2.0 M in toluene, 1.94
- 10 mmol), 109 mg of ammonium chloride (2.04 mmol) and 0.97 mL of toluene, and purified on a 10-g silica SPE column with 4-8% MeOH-CH₂Cl₂ to afford 57.7 mg (78%) of the title compound as a yellow foam. ¹H-NMR (DMSO-d₆, 400 MHz) δ 8.45 (br s, 4H), 7.97 (s, 1H), 7.86 (s, 1H), 7.08 (d, 2H, J = 8.5 Hz), 6.92 (d, 2H, J = 8.5 Hz), 2.48 (s, 3H), 1.65-1.85 (m, 5H) and 1.35 (m,
- 15 5H). Mass spectrum (ESI, m/z): Calcd. for C₁₈H₂₃N₃S₂, 346.1 (M+H), found 346.4.

Example 202

Methyl 4-amino-5-methylthiophene-2-carboxylate

20

- To a pressure tube (Ace Glass, Vineland, NJ) containing 1.0 g (4.30 mmol) of 5-(methoxycarbonyl)-2-methylthiophene-3-carboxylic acid (as prepared in Example 95), 1.01 mL (1.1 equiv, 4.73 mmol) of diphenylphosphoryl azide, and 1.57 mL (2.1 equiv, 9.03 mmol) of *N,N*-
- 25 diisopropylethylamine was charged 7 mL of *t*-butanol. The resultant mixture was sealed and heated to 80°C in an oil bath for 6 h. The dark reaction mixture was cooled to ambient temperature and concentrated *in vacuo*. The crude oil was dissolved in 3 mL of CH₂Cl₂ and then treated with 2 mL of 1:1 CH₂Cl₂-trifluoroacetic acid followed by 0.5 mL H₂O. After 6 h, the mixture
- 30 was concentrated *in vacuo*, dissolved in 50 mL of CH₂Cl₂, washed with sat'd. NaHCO₃, dried (Na₂SO₄), and eluted through a pad of silica gel with 50% ethyl acetate-hexanes. The solvent was concentrated *in vacuo* and the crude amine was purified by preparative thin layer chromatography (20% ethyl acetate-hexanes, 2000 μm SiO₂ gel) to yield 210 mg (24%) of methyl 4-

amino-5-methylthiophene-2-carboxylate as a honey-colored oil. ¹H NMR (DMSO-d₆, 300 MHz) δ 2.28 (s, 3H), 3.77 (s, 3H), 5.36 (bs, 2H), 7.24 (s, 1H). Mass spectrum (ESI, m/z): Calcd. for C₇H₉NO₂S₂, 204.02 (M+H), found 204.0.

5

Example 203

Methyl 4-[(aminothioxomethyl)amino]-5-methylthiophene-2-carboxylate

To a stirring 5 mL biphasic CH₂Cl₂-NaHCO₃ (1:1, v/v) mixture of 98 mg (0.48 mmol) of methyl 4-amino-5-methylthiophene-2-carboxylate was added 43 μL (1.2 equiv, 0.57 mmol) of thiophosgene (Aldrich Chemical, Milwaukee, WI). The reaction was stirred vigorously overnight, diluted with CH₂Cl₂ (50 mL), and the layers separated. The organic layer was washed with NaHCO₃ (1x15 mL), brine (1x15mL), and dried (Na₂SO₄). Concentration of the solvent *in vacuo* yielded the crude isothiocyanate, which was dissolved in 5 mL of 2M NH₃ in MeOH and stirred overnight. The reaction was concentrated to ½ volume and filtered. The filtered solids were washed with acetone and dried, yielding 79.8 mg (63.4%) of methyl 4-[(aminothioxomethyl)amino]-5-methylthiophene-2-carboxylate as a light tan solid. ¹H NMR (DMSO-d₆, 300 MHz) δ 2.51 (s, 3H), 3.81 (s, 3H), 7.41 (bs, 2H), 8.03 (s, 1H) and 9.27 (bs, 1H). Mass spectrum (ESI, m/z): Calcd. for C₈H₁₀N₂O₂S₃, 263.00 (M+H), found 263.2.

10
15
20

Example 204

25 *5-Methylthio-4-[(4-phenyl(1,3-thiazol-2-yl))amino]thiophene-2-carboxamide*

a) *Methyl 5-methylthio-4-[(4-phenyl(1,3-thiazol-2-yl))amino]thiophene-2-carboxylate*: To a 25-mL round bottom flask containing 40 mg (0.15 mmol) of methyl 4-[(aminothioxomethyl)amino]-5-methylthiophene-2-carboxylate and 30.3 mg (1 equiv, 0.15 mmol) of bromoacetophenone was added 2 mL of acetone, and the resultant mixture was heated to reflux for 18 h. The reaction was cooled to room temperature and filtered to give 50 mg (92%) of methyl 5-methylthio-4-[(4-phenyl(1,3-thiazol-2-yl))amino]thiophene-2-carboxylate, which was used without further

30
35

purification. ¹H NMR (DMSO-d₆, 300 MHz) δ 2.49 (s, 3H), 3.84 (s, 3H), 7.09 (s, 1H), 7.26-7.48 (m, 3H), 7.85 (m, 2H), 8.63 (s, 1H), 10.06 (bs, 1H). Mass spectrum (ESI, m/z): Calcd. for C₁₆H₁₄N₂O₂S₃, 363.03 (M+H), found 363.4.

b) 5-Methylthio-4-[(4-phenyl(1,3-thiazol-2-yl)amino)thiophene-2-carboxamide: Using a procedure similar to that of Example 154, step (b), 47 mg (0.13 mmol) of methyl 5-methylthio-4-[(4-phenyl(1,3-thiazol-2-yl))amino]thiophene-2-carboxylate was allowed to react with 0.5 mL (8 equiv, 1.04 mmol) of the AlMe₃/NH₄Cl reagent and purified by preparative thin layer chromatography (20% MeOH-CHCl₃-sat'd. NH₃, 500 μm SiO₂ gel plate) to give 19 mg (42%) of 5-methylthio-4-[(4-phenyl(1,3-thiazol-2-yl))amino]thiophene-2-carboxamide as a yellow solid. ¹H NMR (DMSO-d₆, 300 MHz) δ 2.43 (s, 3H), 7.27-7.42 (m, 4H), 7.90 (d, 2H, J = 7.1 Hz), 8.41 (s, 1H). Mass spectrum (ESI, m/z): Calcd. for C₁₅H₁₄N₄S₃, 347.05 (M+H), found 347.1.

15

Example 205

5-Methylthio-4-[[4-(4-phenylphenyl)(1,3-thiazol-2-yl)]amino]thiophene-2-carboxamide

a) Methyl 5-methylthio-4-[[4-(4-phenylphenyl)(1,3-thiazol-2-yl)]amino]thiophene-2-carboxylate: Using a procedure similar to Example 204, step (a) 53 mg (0.2 mmol) of methyl 4-[(aminothioxomethyl)amino]-5-methylthiothiophene-2-carboxylate was allowed to react with 55.6 mg (0.2 mmol) of 4-phenyl-bromoacetophenone for 3 h to afford 57 mg (65%) of methyl 5-methylthio-4-[[4-(4-phenylphenyl)(1,3-thiazol-2-yl)]amino]thiophene-2-carboxylate. ¹H NMR (DMSO-d₆, 300 MHz) δ 2.51 (s, 3H), 3.86 (s, 3H), 6.93 (s, 1H rotomer), 7.10 (s, 1H rotomer), 7.27 (s, 1H rotomer), 7.37-7.50 (m, 3H rotomer), 7.72-7.76 (m, 4H rotomer), 8.4 (d, 2H, 8.4 Hz), 8.66 (s, 1H rotomer), 10.10 (bs, 1H). Mass spectrum (ESI, m/z): Calcd. for C₂₂H₁₈N₂O₂S₃, 439.06 (M+H), found 439.2.

30

b) 5-Methylthio-4-[[4-(4-phenylphenyl)(1,3-thiazol-2-yl)]amino]thiophene-2-carboxamide: Using a procedure similar to that of Example 154, step (b), 57 mg (0.12 mmol) of methyl 5-methylthio-4-[[4-(4-phenylphenyl)(1,3-thiazol-2-yl)]amino]thiophene-2-carboxylate was allowed to react with 6.7 equiv (0.87 mmol) of the AlMe₃/NH₄Cl reagent and purified

35

by preparative thin layer chromatography (20% MeOH-CHCl₃-sat'd. NH₃, 500 μm SiO₂ plate) to give 20.7 mg (40.7%) of 5-methylthio-4-{[4-(4-phenylphenyl)(1,3-thiazol-2-yl)]amino}thiophene-2-carboxamide. ¹H NMR (DMSO-d₆, 400 MHz) δ 2.51 (s, 3H), 6.93 (s, 1H), 7.10 (s, 1H), 7.27 (s, 1H), 7.35-7.50 (m, 4H), 7.72-7.76 (m, 4H), 7.94-7.96 (m, 2H), 8.66 (s, 1H), 10.11 (bs, 1H). Mass spectrum (ESI, m/z): Calcd. for C₂₁H₁₈N₄S₃, 423.08 (M+H), found 423.2.

Example 206

10 **4-[(5-Methyl-4-phenyl(1,3-thiazol-2-yl))amino]-5-methylthiophene-2-carboxamide**

a) Methyl-4-[(5-methyl-4-phenyl(1,3-thiazol-2-yl))amino]-5-methylthiophene-2-carboxylate: Using a procedure similar to Example 204, step (a), 51 mg (0.19 mmol) of methyl 4-[(aminothioxomethyl)amino]-5-methylthiophene-2-carboxylate was allowed to react with 41.4 mg (0.38 mmol) of 2-bromopropiophenone (Aldrich Chemical Co., Milwaukee, WI) in 2 mL of DMF for 4 h. Concentration *in vacuo* of the reaction mixture afforded 73 mg (100%) of methyl-4-[(5-methyl-4-phenyl(1,3-thiazol-2-yl))amino]-5-methylthiophene-2-carboxylate. Mass spectrum (ESI, m/z): Calcd. for C₁₇H₁₆N₂O₂S₃, 377.05 (M+H), found 377.2.

b) 4-[(5-Methyl-4-phenyl(1,3-thiazol-2-yl))amino]-5-methylthiophene-2-carboxamide: Using a procedure similar to Example 154, step (b), 73 mg (0.19 mmol) of methyl-4-[(5-methyl-4-phenyl(1,3-thiazol-2-yl))amino]-5-methylthiophene-2-carboxylate was allowed to react with 8 equiv (1.5 mmol) of the AlMe₃/NH₄Cl reagent and purified by preparative thin layer chromatography (20 %-MeOH-CHCl₃-sat'd. NH₃, 500 μm SiO₂ plate) to afford 17.9 mg (26 %) of 4-[(5-methyl-4-phenyl(1,3-thiazol-2-yl))amino]-5-methylthiophene-2-carboxamide. ¹H NMR (DMSO-d₆, 300 MHz): δ 2.40 (s, 3H), 2.51 (s, 3H rotomer), 2.73 (s, 3H rotomer), 7.29-7.44 (m, 2H rotomer), 7.64-7.73 (m, 3H rotomer), 7.95 (s, 1H rotomer), 8.06 (s, 1H rotomer). Mass spectrum (ESI, m/z): Calcd. for C₁₆H₁₆N₄S₃, 361.06 (M+H), found 361.2.

*Example 207**4-{{4-Hydroxy-4-(trifluoromethyl)(1,3-thiazolin-2-yl)}amino}-5-methylthiophene-2-carboxamide*

5 a) *Methyl 4-{{4-hydroxy-4-(trifluoromethyl)(1,3-thiazolin-2-yl)}amino}-5-methylthiophene-2-carboxylate*: Using a procedure similar to Example 204, step (a), 56 mg (0.21 mmol) of methyl 4-[(aminothioxomethyl)amino]-5-methylthiophene-2-carboxylate was allowed to react with 40 mg (0.21 mmol) of bromotrifluoroacetone (Aldrich
10 Chemical Co., Milwaukee, WI) to afford 40.3 mg (54 %) of methyl 4-{{4-hydroxy-4-(trifluoromethyl)(1,3-thiazolin-2-yl)}amino}-5-methylthiophene-2-carboxylate. Mass spectrum (ESI, m/z): Calcd. for C₁₁H₁₁F₃N₂O₃S₃, 373.00 (M+H), found 373.0.

 b) *4-{{4-Hydroxy-4-(trifluoromethyl)(1,3-thiazolin-2-yl)}amino}-5-methylthiophene-2-carboxamide*: Using a procedure similar to
15 Example 154, step (b), 40 mg (0.11 mmol) of methyl 4-{{4-hydroxy-4-(trifluoromethyl)(1,3-thiazolin-2-yl)}amino}-5-methylthiophene-2-carboxylate was allowed to react with 8 equiv (0.89 mmol) of the AlMe₃/NH₄Cl reagent and purified by preparative thin layer chromatography
20 (20 %-MeOH-CHCl₃-sat'd. NH₃, 500 μm SiO₂ plate) to afford 11 mg (28 %) of 4-{{4-hydroxy-4-(trifluoromethyl)(1,3-thiazolin-2-yl)}amino}-5-methylthiophene-2-carboxamide as a ca. 1:1 mixture of cyclized aminal and open imine tautomers. ¹H NMR (DMSO-d₆, 300 MHz) δ 2.73 (s, 3H tautomer), 2.89 (s, 3H tautomer), 3.36 (d, 2H, J=6.5 Hz), 3.62 (d, 2H, J=7.2
25 Hz), 7.95 (s, 1H), 8.36 (bs, 2H), 9.79 (bs, 1H). Mass spectrum (ESI, m/z): Calcd. for C₁₀H₁₁F₃N₄OS₃, 357.01 (M+H), found 357.2.

*Example 208**5-Methylthio-4-(2-naphthylamino)thiophene-2-carboxamide*

30 a) *Methyl 5-methylthio-4-(2-naphthylamino)thiophene-2-carboxylate*: To an oven-dried round bottom flask equipped with Teflon-coated stir bar and rubber septum was added 190 mg (0.93 mmol) of methyl 4-amino-5-methylthiophene-2-carboxylate, 320 mg (2 equiv, 1.86 mmol) of
35 2-naphthalene boronic acid (Lancaster Synthesis, Windham, NH), and 168 mg

(1 equiv, 0.93 mmol) of Cu(OAc)₂ (Aldrich Chemical Co., Milwaukee, WI). The flask was flushed with Ar, then charged with 4 mL CH₂Cl₂ followed by 259 μL (2 equiv, 1.86 mmol) of NEt₃. The mixture was stirred vigorously for 48 h and then filtered through a small pad of SiO₂, eluting with 50 % ethyl acetate-hexanes. Concentration of the solvent *in vacuo*, and purification of the residue by preparative thin layer chromatography (25 % ethyl acetate-hexanes, 1000 μM SiO₂ plate) afforded 170 mg (55 %) of methyl 5-methylthio-4-(2-naphthylamino)thiophene-2-carboxylate and 54 mg (28 %) of recovered methyl 4-amino-5-methylthiothiophene-2-carboxylate. ¹H NMR (CDCl₃, 400 MHz) δ 2.43 (s, 3H), 3.92 (s, 3H), 6.29 (s, 1H), 7.21 (dd, 1H, *J*= 2.35, 8.7 Hz), 7.33-7.37 (m, 2H), 7.45 (m, 1H), 7.71 (d, 1H, *J*=8.2 Hz), 7.78 (m, 2H), 7.88 (s, 1H). Mass spectrum (ESI, *m/z*): Calcd. for C₁₇H₁₅NO₂S₂, 330.06 (M+H), found 330.1.

b) 5-Methylthio-4-(2-naphthylamino)thiophene-2-carboxamide hydrochloride: Using a procedure similar to Example 154, step(b), 730 mg (2.21 mmol) of methyl 5-methylthio-4-(2-naphthylamino)thiophene-2-carboxylate was allowed to react with 8 equiv (17.7 mmol) of the AlMe₃/NH₄Cl reagent and purified by preparative thin layer chromatography (20 %-MeOH-CHCl₃-sat'd. NH₃, 1000 μm SiO₂ plate) to afford 5-methylthio-4-(2-naphthylamino)thiophene-2-carboxamide, which was dissolved in 4 mL of dry MeOH, cooled to 0°C and carefully treated with 1.6 mL (1.5 equiv, 3.31 mmol) of 2M HCl in ether. The reaction was stored at 5°C overnight, then concentrated *in vacuo* with toluene (3x10mL) and then hexanes (2x10 mL). The yellow solid was dried under vacuum to afford 415 mg (53.6 %) of 5-methylthio-4-(2-naphthylamino)thiophene-2-carboxamide hydrochloride. ¹H NMR (DMSO-d₆, 400 MHz) δ 2.53 (s, 3H), 7.20 (d, 1H, *J*=2.2 Hz), 7.24-7.31 (m, 2H), 7.38 (m, 1H), 7.69 (d, 1H, 8.1 Hz), 7.75-7.79 (m, 2H), 8.13 (s, 1H), 8.24 (s, 1H), 9.06 (bs, 2H), 9.33 (bs, 2H). Mass spectrum (ESI, *m/z*): Calcd. for C₁₆H₁₅N₃S₂, 314.08 (M+H), found 314.5.

Example 209**4-[(4-Chlorophenyl)amino]-5-methylthiophene-2-carboxamide**

a) Methyl 4-[(4-chlorophenyl)amino]-5-methylthiophene-2-carboxylate: Using a procedure similar to Example 208, step (a), 66.6 mg (0.32 mmol) of methyl 4-amino-5-methylthiophene-2-carboxylate was allowed to react with 100 mg (2 equiv, 0.64 mmol) of 4-chlorophenyl boronic acid to give 11.8 mg (11.7 %) of methyl 4-[(4-chlorophenyl)amino]-5-methylthiophene-2-carboxylate and 21 mg (31.5 %) of unreacted starting material. ¹H NMR (CDCl₃, 400 MHz) δ 2.41 (s, 3H), 3.89 (s, 3H), 6.09 (bs, 1H), 6.94 (d, 2H, *J*=8.6 Hz), 7.25 (d, 2H, *J*=8.6 Hz), 7.70 (s, 1H).

b) 4-[(4-chlorophenyl)amino]-5-methylthiophene-2-carboxamide hydrochloride: Using a procedure similar to Example 154, step (b), 11.8 mg (0.037 mmol) of methyl 4-[(4-chlorophenyl)amino]-5-methylthiophene-2-carboxylate was allowed to react with 8 equiv (2.96 mmol) of the AlMe₃/NH₄Cl reagent to afford 13 mg (100 %) of 4-[(4-chlorophenyl)amino]-5-methylthiophene-2-carboxamide. ¹H NMR (DMSO-d₆, 400 MHz) δ 2.41 (s, 3H), 6.91-6.95 (m, 2H), 7.10-7.13 (m, 2H), 7.64 (s, 1H), 7.93 (s, 1H), 8.67 (bs, 2H), 9.11 (bs, 2H). Mass spectrum (ESI, *m/z*): Calcd. for C₁₂H₁₂ClN₃S₂, 298.02 (M+H), found 298.1.

Example 210**4-[(3-Methylphenyl)amino]-5-methylthiophene-2-carboxamide**

a) Methyl 4-[(3-methylphenyl)amino]-5-methylthiophene-2-carboxylate: Using a procedure similar to Example 208, step (a), 55.7 mg (0.27 mmol) of methyl 4-amino-5-methylthiophene-2-carboxylate was allowed to react with 73.4 mg (2 equiv, 0.54 mmol) of 3-methylphenyl boronic acid to give 29.2 mg (36.8 %) of methyl 4-[(3-methyl)amino]-5-methylthiophene-2-carboxylate. ¹H NMR (CDCl₃, 400 MHz) δ 2.35 (s, 3H), 2.40 (s, 3H), 3.89 (s, 3H), 6.11 (bs, 1H), 6.80-6.86 (m, 3H), 7.20 (m, 1H), 7.77 (s, 1H). Mass spectrum (ESI, *m/z*): Calcd. for C₁₄H₁₅NO₂S₂, 294.06 (M+H), found 294.1.

b) 4-[(3-Methylphenyl)amino]-5-methylthiophene-2-

carboxamide: Using a procedure similar to Example 154, step (b), 29.2 mg (0.098 mmol) of methyl 4-[(3-methyl)amino]-5-methylthiophene-2-carboxylate was allowed to react with 8 equiv (0.78 mmol) of the

5 AlMe₃/NH₄Cl reagent and purified by preparative thin layer chromatography (20 %-MeOH-CHCl₃-sat'd. NH₃, 500 μm SiO₂ plate) to afford 27 mg (100 %) of 4-[(3-methylphenyl)amino]-5-methylthiophene-2-carboxamide. ¹H NMR (CDCl₃, 400 MHz) δ 2.24 (s, 3H), 2.50 (s, 3H), 6.65 (d, 1H, J=7.3 Hz), 6.74-6.76 (m, 2H), 7.10 (m, 1H), 7.88 (s, 1H), 7.97 (s, 1H), 9.07 (bs, 3H).

10 Mass spectrum (ESI, m/z): Calcd. for C₁₃H₁₅N₃S₂, 278.08 (M+H), found 278.2.

Example 211**4-[(3-Methoxyphenyl)amino]-5-methylthiophene-2-carboxamide**

15

a) Methyl-4-[(3-methoxyphenyl)amino]-5-methylthiophene-

2-carboxylate: Using a procedure similar to Example 208, step (a), 73.2 mg (0.35 mmol) of methyl 4-amino-5-methylthiophene-2-carboxylate was allowed to react with 109 mg (2 equiv, 0.70 mmol) of 3-methoxyphenyl

20 boronic acid to give 25.2 mg (23 %) of methyl 4-[(3-methoxyphenyl)amino]-5-methylthiophene-2-carboxylate. ¹H NMR (CDCl₃, 400 MHz) δ 2.40 (s, 3H), 3.81 (s, 3H), 3.89 (s, 3H), 6.12 (s, 1H), 6.43-6.63 (m, 2H), 7.20 (m, 1H), 7.78 (s, 1H). Mass spectrum (ESI, m/z): Calcd. for C₁₄H₁₅NO₃S₂, 310.06 (M+H), found 310.1.

25

b) 4-[(3-Methylphenyl)amino]-5-methylthiophene-2-

carboxamide hydrochloride: Using a procedure similar to Example 154, step (b), 25.2 mg (0.081 mmol) of methyl 4-[(3-methyl)amino]-5-methylthiophene-2-carboxylate was allowed to react with 8 equiv (0.64 mmol) of the AlMe₃/NH₄Cl reagent to afford 27 mg (100 %) of 4-[(3-

30 methoxyphenyl)amino]-5-methylthiophene-2-carboxamide. ¹H NMR (DMSO, 400 MHz) δ 2.49 (s, 3H), 3.71 (s, 3H), 6.41 (dd, 1H, J=2.1, 8.0 Hz), 6.49 (m, 1H), 6.50-6.54 (m, 1H), 7.12 (m, 1H), 7.97 (s, 1H), 8.01 (s, 1H), 8.88 (bs, 2H), 9.23 (bs, 2H). Mass spectrum (ESI, m/z): Calcd. for C₁₃H₁₅N₃OS₂, 294.07 (M+H), found 294.1.

Example 212**4-{{3-(Methylethyl)phenyl}amino}-5-methylthiophene-2-carboxamide**

a) Methyl 4-{{3-(methylethyl)phenyl}amino}-5-methylthiophene-2-carboxylate: Using a procedure similar to Example 208, step (a), 74.4 mg (0.36 mmol) of methyl 4-amino-5-methylthiophene-2-carboxylate was allowed to react with 118 mg (2 equiv, 0.72 mmol) of 3-isopropylphenyl boronic acid to give 22.6 mg (19.5 %) of methyl 4-{{3-(methylethyl)phenyl}amino}-5-methylthiophene-2-carboxylate. ¹H NMR (CDCl₃, 400 MHz) δ 1.27 (d, 6H, *J*=6.9 Hz), 2.40 (s, 3H), 2.89 (m, 1H), 3.88 (s, 3H), 6.15 (s, 1H), 6.86-6.89 (m, 3H), 7.24 (m, 1H), 7.77 (s, 1H).

b) 4-{{3-(Methylethyl)phenyl}amino}-5-methylthiophene-2-carboxamide: Using a procedure similar to Example 154, step (b), 22.6 mg (0.07 mmol) of methyl 4-{{3-(methylethyl)phenyl}amino}-5-methylthiophene-2-carboxylate was allowed to react with 8 equiv (0.56 mmol) of the AlMe₃/NH₄Cl reagent to afford 18.9 mg (78.8 %) of 4-{{3-(methylethyl)phenyl}amino}-5-methylthiophene-2-carboxamide. ¹H NMR (DMSO-d₆, 400 MHz) δ 1.18 (d, 6H, *J*=9.2 Hz), 2.51 (s, 3H), 2.81 (m, 1H), 6.71-6.77 (m, 2H), 6.85 (s, 1H), 7.14 (m, 1H), 7.98 (s, 1H), 8.32 (s, 1H), 8.88 (bs, 2H), 9.23 (bs, 2H). Mass spectrum (ESI, *m/z*): Calcd. for C₁₅H₁₉N₃S₂, 306.11 (M+H), found 306.2.

Example 213**5-Methylthio-4-{{3-nitrophenyl}amino}thiophene-2-carboxamide**

25

a) Methyl 5-methylthio-4-{{3-nitrophenyl}amino}thiophene-2-carboxylate: Using a procedure similar to Example 208, step (a), 74.4 mg (0.36 mmol) of methyl 4-amino-5-methylthiophene-2-carboxylate was allowed to react with 120 mg (2 equiv, 0.72 mmol) of 3-nitrophenyl boronic acid to give 14.5 mg (12.4 %) of methyl 5-methylthio-4-{{3-nitrophenyl}amino}thiophene-2-carboxylate. ¹H NMR (CDCl₃, 400 MHz) δ 2.45 (s, 3H), 3.93 (s, 3H), 6.21 (s, 1H), 7.41-7.47 (m, 2H), 7.73-7.78 (m, 3H).

b) 5-Methylthio-4-{{3-nitrophenyl}amino}thiophene-2-carboxamide: Using a procedure similar to Example 154, step (b), 14.5 mg

(0.04 mmol) of methyl 5-methylthio-4-[(3-nitrophenyl)amino]thiophene-2-carboxylate was allowed to react with 8 equiv (0.35 mmol) of the $\text{AlMe}_3/\text{NH}_4\text{Cl}$ reagent to afford 4.3 mg (34.8 %) of 5-methylthio-4-[(3-nitrophenyl)amino]thiophene-2-carboxamide. Mass spectrum (ESI, m/z):

5 Calcd. for $\text{C}_{12}\text{H}_{12}\text{N}_4\text{O}_2\text{S}_2$, 309.05 (M+H), found 309.2.

Example 214

4-[[4-(Methylethyl)phenyl]amino]-5-methylthiothiophene-2-carboxamide

10 *a)* *Methyl 4-[[4-(methylethyl)phenyl]amino]-5-methylthiothiophene-2-carboxylate:* Using a procedure similar to Example 208, step (a), 74.4 mg (0.36 mmol) of methyl 4-amino-5-methylthiothiophene-2-carboxylate was allowed to react with 118 mg (2 equiv, 0.72 mmol) of 4-isopropylphenyl boronic acid to give 14.5 mg (12.5 %) of methyl 4-[(4-

15 methylethylphenyl)amino]-5-methylthiothiophene-2-carboxylate. ^1H NMR (CDCl_3 , 400 MHz) δ 1.26 (d, 6H, $J=6.2$ Hz), 2.39 (s, 3H), 2.89 (m, 1H), 3.89 (s, 3H), 6.98-7.01 (m, 2H), 7.17-7.19 (m, 2H), 7.73 (s, 1H).

b) *4-[[4-(Methylethyl)phenyl]amino]-5-methylthiothiophene-2-carboxamide:* Using a procedure similar to Example 154, step (b), 14.5 mg

20 (0.045 mmol) of methyl 4-[[4-(methylethyl)phenyl]amino]-5-methylthiothiophene-2-carboxylate was allowed to react with 8 equiv (0.36 mmol) of the $\text{AlMe}_3/\text{NH}_4\text{Cl}$ reagent to afford 11.4 mg (74 %) of 4-[[4-(methylethyl)phenyl]amino]-5-methylthiothiophene-2-carboxamide. ^1H NMR ($\text{DMSO}-d_6$, 400 MHz) δ 1.17 (d, 6H, $J=9.2$ Hz), 2.51 (s, 3H), 2.81 (m,

25 1H), 6.92 (d, 2H, $J=11.4$ Hz), 7.10 (d, 2H, $J=11.2$ Hz), 7.88 (s, 1H), 7.96 (s, 1H), 8.89 (bs, 2H), 9.22 (bs, 2H). Mass spectrum (ESI, m/z): Calcd. for $\text{C}_{15}\text{H}_{19}\text{N}_3\text{S}_2$, 306.11 (M+H), found 306.2.

Example 215

4-[(3,4-Dimethylphenyl)amino]-5-methylthiothiophene-2-carboxamide

30 *a)* *Methyl 4-[(3,4-dimethylphenyl)amino]-5-methylthiothiophene-2-carboxylate:* Using a procedure similar to Example 208, step (a), 74.4 mg (0.36 mmol) of methyl 4-amino-5-methylthiothiophene-

2-carboxylate was allowed to react with 108 mg (2 equiv, 0.72 mmol) of 3,4-dimethylphenyl boronic acid to give 135.9 mg (32.4 %) of methyl 4-[(3,4-dimethylphenyl)amino]-5-methylthiophene-2-carboxylate. ¹H NMR (CDCl₃, 400 MHz) δ 2.24 (s, 3H), 2.26 (s, 3H), 2.38 (s, 3H), 3.88 (s, 3H), 6.11 (bs, 1H), 6.80–6.84 (m, 2H), 7.07 (d, 1H, *J*=7.9 Hz), 7.71 (s, 1H).

b) 4-[(3,4-Dimethylphenyl)amino]-5-methylthiophene-2-carboxamide: Using a procedure similar to Example 154, step (b), 35.6 mg (0.116 mmol) of methyl 4-[(3,4-dimethylphenyl)amino]-5-methylthiophene-2-carboxylate was allowed to react with 8 equiv (0.93 mmol) of the AlMe₃/NH₄Cl reagent to afford 26.1 mg (68.5 %) of 4-[(3,4-dimethylphenyl)amino]-5-methylthiophene-2-carboxamide. ¹H NMR (DMSO-d₆, 400 MHz) δ 2.13 (s, 3H), 2.16 (s, 3H), 2.51 (s, 3H), 6.69–6.78 (m, 2H), 6.99 (d, 1H, *J*=10.8 Hz), 7.76 (s, 1H), 7.91 (s, 1H), 8.82 (bs, 2H), 9.17 (bs, 2H). Mass spectrum (ESI, *m/z*): Calcd. for C₁₄H₁₇N₃S₂, 292.09 (M+H), found 292.2.

Example 216

5-Methylthio-4-[(4-phenylphenyl)amino]thiophene-2-carboxamide

a) Methyl 5-methylthio-4-[(4-phenylphenyl)amino]thiophene-2-carboxylate: Using a procedure similar to Example 208, step (a), 74.4 mg (0.36 mmol) of methyl 4-amino-5-methylthiophene-2-carboxylate was allowed to react with 142.5 mg (2 equiv, 0.72 mmol) of 4-phenylphenyl boronic acid to give 24.5 mg (19.1 %) of methyl 4-[(4-phenylphenyl)amino]-5-methylthiophene-2-carboxylate. ¹H NMR (CDCl₃, 400 MHz) δ 2.45 (s, 3H), 3.92 (s, 3H), 6.38 (bs, 1H), 7.08–7.14 (m, 2H), 7.33 (m, 1H), 7.43–7.46 (m, 2H), 7.54–7.60 (m, 4H), 7.82 (s, 1H).

b) 5-Methylthio-4-[(4-phenylphenyl)amino]thiophene-2-carboxamide: Using a procedure similar to Example 154, step (b), 24.5 mg (0.07 mmol) of methyl 4-[(4-phenylphenyl)amino]-5-methylthiophene-2-carboxylate was allowed to react with 8 equiv (0.56 mmol) of the AlMe₃/NH₄Cl reagent to afford 16.9 mg (64.1 %) of 5-methylthio-4-[(4-phenylphenyl)amino]thiophene-2-carboxamide. ¹H NMR (DMSO-d₆, 400 MHz) δ 2.51 (s, 3H), 7.03 (d, 2H, *J*=8.6 Hz), 7.26–7.61 (m, 7H), 8.04 (s, 1H),

8.15 (s, 1H), 8.88 (bs, 2H), 9.25 (bs, 2H). Mass spectrum (ESI, m/z): Calcd. for C₁₈H₁₇N₃S₂, 340.09 (M+H), found 340.2.

Example 217

5 **4-[(3-Fluoro-4-phenylphenyl)amino]-5-methylthiophene-2-carboxamide**

a) Methyl 4-[(3-fluoro-4-phenylphenyl)amino]-5-methylthiophene-2-carboxylate: Using a procedure similar to Example 208, step (a), 74.4 mg (0.36 mmol) of methyl 4-amino-5-methylthiophene-2-carboxylate was allowed to react with 155.5 mg (2 equiv, 0.72 mmol) of 3-fluoro-4-phenylphenyl boronic acid to give 50.6 mg (41.6 %) of methyl 4-[(3-fluoro-4-phenylphenyl)amino]-5-methylthiophene-2-carboxylate. ¹H NMR (CDCl₃, 400 MHz) δ 2.44 (s, 3H), 3.91 (s, 3H), 6.19 (s, 1H), 6.78-6.86 (m, 2H), 7.32-7.39 (m, 2H), 7.73-7.47 (m, 2H), 7.55 (d, 1H, J=6.9 Hz), 7.82 (s, 1H).

b) 4-[(3-Fluoro-4-phenylphenyl)amino]-5-methylthiophene-2-carboxamide: Using a procedure similar to Example 154, step (b), 50.6 mg (0.13 mmol) of methyl 4-[(3-fluoro-4-phenylphenyl)amino]-5-methylthiophene-2-carboxylate was allowed to react with 8 equiv (1.08 mmol) of the AlMe₃/NH₄Cl reagent to afford 39 mg (76.1 %) of 4-[(3-fluoro-4-phenylphenyl)amino]-5-methylthiophene-2-carboxamide. ¹H NMR (DMSO-d₆, 400 MHz) δ 2.51 (s, 3H), 6.75-6.87 (m, 2H), 7.30-7.50 (m, 6H), 8.06 (s, 1H), 8.37 (s, 1H), 8.90 (bs, 2H), 9.27 (bs, 2H). Mass spectrum (ESI, m/z): Calcd. for C₁₈H₁₆FN₃S₂, 358.08 (M+H), found 358.2.

Example 218

30 **4-(2H-Benzo[d]1,3-dioxolen-5-ylamino)-5-methylthiophene-2-carboxamide**

a) Methyl 4-(2H-benzo[d]1,3-dioxolen-5-ylamino)-5-methylthiophene-2-carboxylate: Using a procedure similar to Example 208, step (a), 74.4 mg (0.36 mmol) of methyl 4-amino-5-methylthiophene-2-carboxylate was allowed to react with 119.4 mg (2 equiv, 0.72 mmol) of 3,4-methylenedioxyphenyl boronic acid to give 24.4 mg (20.9 %) of methyl 4-(2H-benzo[d]1,3-dioxolen-5-ylamino)-5-methylthiophene-2-carboxylate .

¹H NMR (CDCl₃, 400 MHz) δ 2.39 (s, 3H), 3.87 (s, 3H), 5.96 (s, 2H), 6.00 (bs, 1H), 6.52 (dd, 1H, *J*=2.3, 8.3 Hz), 6.63 (d, 1H, *J*=2.2 Hz), 6.76 (d, 1H, *J*=8.3 Hz), 7.59 (s, 1H).

b) 4-(2H-Benzo[d]1,3-dioxolen-5-ylamino)-5-

5 **methylthiophene-2-carboxamide**: Using a procedure similar to Example 154, step (b), 24.4 mg (0.075 mmol) of methyl 4-(2H-benzo[d]1,3-dioxolen-5-ylamino)-5-methylthiophene-2-carboxylate was allowed to react with 8 equiv (0.6 mmol) of the AlMe₃/NH₄Cl reagent to afford 7.7 mg (29.7 %) 4-(2H-benzo[d]1,3-dioxolen-5-ylamino)-5-methylthiophene-2-

10 carboxamide. ¹H NMR (DMSO-d₆, 400 MHz) δ 2.51 (s, 3H), 5.95 (s, 2H), 6.46 (dd, 1H, *J*=3.0, 11.2 Hz), 6.65 (d, 1H, *J*=2.8 Hz), 6.79 (d, 1H, *J*=11.0 Hz), 7.80 (s, 1H), 7.87 (s, 1H), 8.91 (bs, 2H), 9.24 (bs, 2H). Mass spectrum (ESI, *m/z*): Calcd. for C₁₃H₁₃N₃O₂S₂, 308.05 (M+H), found 308.2.

15

Example 219

4-[(4-Butylphenyl)amino]-5-methylthiophene-2-carboxamide

a) Methyl 4-[(4-butylphenyl)amino]-5-methylthiophene-2-

20 **carboxylate**: Using a procedure similar to Example 208, step (a), 74.4 mg (0.36 mmol) of methyl 4-amino-5-methylthiophene-2-carboxylate was allowed to react with 128 mg (2 equiv, 0.72 mmol) of 4-butylphenyl boronic acid to give 22.2 mg (18.3 %) of methyl 4-[(4-butylphenyl)amino]-5-methylthiophene-2-carboxylate. ¹H NMR (CDCl₃, 400 MHz) δ 0.97 (t, 2H, *J*=7.4 Hz), 1.38 (m, 2H), 1.59 (m, 2H obscured by water), 2.39 (s, 3H),

25 2.58 (t, 2H, *J*=7.6 Hz), 3.90 (s, 3H), 6.12 (bs, 1H), 6.97 (d, 2H, *J*=8.2 Hz), 7.12 (d, 2H, *J*=8.4 Hz), 7.73 (s, 1H).

b) 4-[(4-Butylphenyl)amino]-5-methylthiophene-2-

carboxamide: Using a procedure similar to Example 154, step (b), 22.2 mg (0.06 mmol) of methyl 4-[(4-butylphenyl)amino]-5-methylthiophene-2-

30 carboxylate was allowed to react with 8 equiv (0.52 mmol) of the AlMe₃/NH₄Cl reagent to afford 18.9 mg (88 %) of 4-[(4-butylphenyl)amino]-5-methylthiophene-2-carboxamide. ¹H NMR (DMSO-d₆, 400 MHz) δ 0.89 (t, 2H, *J*=9.7 Hz), 1.23-1.33 (m, 2H), 1.51 (m, 2H), 2.47-2.50 (m, 2H obscured by DMSO-d₆), 2.51 (s, 3H), 6.90 (d, 2H, *J*=11.3 Hz), 7.05 (d, 2H,

$J=11.2$ Hz), 7.86 (s, 1H), 7.94 (s, 1H), 8.78 (bs, 2H), 9.21 (bs, 2H). Mass spectrum (ESI, m/z): Calcd. for $C_{16}H_{21}N_3S_2$, 320.13 (M+H), found 320.2.

Example 220

5 **5-Methylthio-4-[benzylamino]thiophene-2-carboxamidine**

a) Methyl-5-methylthio-4-[benzylamino]thiophene-2-carboxylate: To a 2-dram vial equipped with a stir bar and septum cap was weighed 60 mg (0.29 mmol) of methyl 4-amino-5-methylthiothiophene-2-carboxylate and 30.7 mg (0.29 mmol) of benzaldehyde. The vial was charged with 1 mL CH_2Cl_2 -DMF (2:1, v/v) and 135 mg (2.2 equiv, 0.63 mmol) of $NaHB(OAc)_3$ was added. The reaction was flushed with Ar and allowed to stir for 48 h. At this time 2 mL of CH_3OH was added, the reaction stirred an additional 15 min then diluted with 20 ml of CH_2Cl_2 . The organic layer was washed with water (2x20 mL), dried (Na_2SO_4), and concentrated *in vacuo* into an oven-dried 2 dram vial to give the crude methyl-5-methylthio-4-[benzylamino]thiophene-2-carboxylate together with unreduced imine. The crude reaction mixture was converted to the amidine without further purification. Mass spectrum (ESI, m/z): Calcd. for $C_{14}H_{15}NO_2S_2$, 294.06 (M+H), found 292.2 (imine), 294.2.

b) 5-Methylthio-4-[benzylamino]thiophene-2-carboxamidine: To a 2-dram vial containing a stir bar and methyl-5-methylthio-4-[benzylamino]thiophene-2-carboxylate (assume 0.29 mmol) was added 2 mL of toluene, followed by 8 equiv (2.32 mmol) of the $AlMe_3/NH_4Cl$ reagent. The resultant yellow mixture was heated to 110°C for 3 h, cooled to ambient temperature, and then added to a slurry of 1 g of SiO_2 gel in 10 mL of $CHCl_3$. After stirring for 15 min, the slurry was eluted through a 15-mL sintered glass funnel containing a pad of silica gel with 50 % $CHCl_3$ - CH_3OH . The solvent was removed *in vacuo* and the residue was triturated with 10 % CH_3OH - $CHCl_3$ and filtered. Removal of the solvent *in vacuo* gave the crude product which was purified by preparative thin layer chromatography (500 μm SiO_2 , 20 % CH_3OH - $CHCl_3$ -sat'd. NH_3) 14.8 mg (18.3 % from methyl 4-amino-5-methylthiothiophene-2-carboxylate) of 5-methylthio-4-[benzylamino]thiophene-2-carboxamidine. 1H NMR ($DMSO-d_6$, 400 MHz) δ 2.49 (s, 3H),

4.35 (d, 2H, $J=6.7$ Hz), 5.91 (t, 1H, $J=6.8$ Hz), 7.20-7.38 (m, 6H). Mass spectrum (ESI, m/z): Calcd. for $C_{13}H_{15}N_3S_2$, 278.08 (M+H), found 278.3.

Example 221

5 *4-(Indan-5-ylamino)-5-methylthiophene-2-carboxamide*

a) Methyl 4-(indan-5-ylamino)-5-methylthiophene-2-carboxylate: Using the procedure described in Example 220, step (a), 60 mg (0.29 mmol) of methyl 4-amino-5-methylthiophene-2-carboxylate, 42.3
10 mg (0.29 mmol) of 5-indancarboxaldehyde, and 135 mg (2.2 equiv, 0.63 mmol) of $NaHB(OAc)_3$ were allowed to react to give methyl 4-(indan-5-ylamino)-5-methylthiophene-2-carboxylate. Mass spectrum (ESI, m/z): Calcd. for $C_{17}H_{19}NO_2S_2$, 334.09 (M+H), found 332.3 (imine), 333.4.

b) 4-(Indan-5-ylamino)-5-methylthiophene-2-
15 *carboxamide:* Using the procedure described in Example 220, step (b), 22.0 mg (27.3 % from methyl 4-amino-5-methylthiophene-2-carboxylate) of 4-(indan-5-ylamino)-5-methylthiophene-2-carboxamide was obtained. 1H NMR (DMSO- d_6 , 400 MHz) δ 1.94-2.01 (m, 2H), 2.49 (s, 3H), 2.77-2.82 (m, 4H), 4.29 (d, 2H, $J=5.6$ Hz), 5.78 (t, 1H, $J=8.1$ Hz), 7.08 (d, 1H, $J=7.8$ Hz),
20 7.14 (d, 1H, $J=7.5$ Hz), 7.20 (s, 1H), 7.23 (s, 1H). Mass spectrum (ESI, m/z): Calcd. for $C_{16}H_{19}N_3S_2$, 318.11 (M+H), found 318.3.

Example 222

25 *4-(2,3-Dihydrobenzo[b]furan-5-ylamino)-5-methylthiophene-2-carboxamide*

a) Methyl 4-(2,3-dihydrobenzo[b]furan-5-ylamino)-5-
methylthiophene-2-carboxylate: Using the procedure described in
Example 220, step (a), 60 mg (0.29 mmol) of methyl 4-amino-5-
30 methylthiophene-2-carboxylate, 42.9 mg (0.29 mmol) of 2,3-dihydrobenzo[b]furan-5-carboxaldehyde, and 135 mg (2.2 equiv, 0.63 mmol) of $NaHB(OAc)_3$ were allowed to react to give methyl 4-(2,3-dihydrobenzo[b]furan-5-ylamino)-5-methylthiophene-2-carboxylate. Mass spectrum (ESI, m/z): Calcd. for $C_{16}H_{17}NO_3S_2$, 336.07 (M+H), found 334.3
35 (imine), 335.3.

b) **4-(2,3-Dihydrobenzo[b]furan-5-ylamino)-5-methylthiophene-2-carboxamide:** Using the procedure described in Example 220, step (b), 21.8 mg (23.5 % from methyl 4-amino-5-methylthiophene-2-carboxylate) of 4-(2,3-dihydrobenzo[b]furan-5-ylamino)-5-methylthiophene-2-carboxamide was obtained. ¹H NMR (DMSO-d₆, 400 MHz) δ 2.49 (s, 3H), 3.13 (t, 2H, *J*=8.7 Hz), 4.24 (d, 2H, *J*=6.6 Hz), 4.48 (t, 2H, *J*=8.7Hz), 5.69 (t, 1H, *J*=6.7 Hz), 6.68 (d, 1H, *J*=12.4 Hz), 7.06 (d, 1H, *J*=7.4 Hz), 7.21 (s, 1H), 7.26 (s, 1H). Mass spectrum (ESI, *m/z*): Calcd. for C₁₅H₁₇N₃O₂S₂, 320.09 (M+H), found 320.3.

10

Example 223

5-Methylthio-4-[(2-phenylimidazol-4-yl)amino]thiophene-2-carboxamide

a) **Methyl 5-methylthio-4-[(2-phenylimidazol-4-yl)amino]thiophene-2-carboxylate:** Using the procedure described in Example 220, step (a), 60 mg (0.29 mmol) of methyl 4-amino-5-methylthiophene-2-carboxylate, 49.9 mg (0.29 mmol) of 4-formyl-2-phenylimidazole, and 135 mg (2.2 equiv, 0.63 mmol) of NaHB(OAc)₃ were allowed to react to give) methyl 5-methylthio-4-[(2-phenylimidazol-4-yl)amino]thiophene-2-carboxylate. Mass spectrum (ESI, *m/z*): Calcd. for C₁₇H₁₇N₃O₂S₂, 360.08 (M+H), found 360.0.

b) **5-Methylthio-4-[(2-phenylimidazol-4-yl)amino]thiophene-2-carboxamide:** Using the procedure described in Example 220, step (b), 30.9 mg (30 % from methyl 4-amino-5-methylthiophene-2-carboxylate) of 5-methylthio-4-[(2-phenylimidazol-4-yl)amino]thiophene-2-carboxamide was obtained. ¹H NMR (DMSO-d₆, 400 MHz) δ 2.49 (s, 3H), 4.30-4.38 (m, 3H), 7.09 (bs, 1H), 7.32 (m, 1H), 7.40-7.44 (m, 3H), 7.90-7.95 (m, 3H), 8.43 (bs, 3H). Mass spectrum (ESI, *m/z*): Calcd. for C₁₆H₁₇N₃S₂, 344.10 (M+H), found 344.2.

30

Example 224**5-Methylthio-4-[(2-quinolylmethyl)amino]thiophene-2-carboxamide**

a) Methyl 5-methylthio-4-[(2-quinolylmethyl)amino]thiophene-2-carboxylate: Using the procedure described in Example 220, step (a), 60 mg (0.29 mmol) of methyl 4-amino-5-methylthiothiophene-2-carboxylate, 45.5 mg (0.29 mmol) of 2-quinolinecarboxaldehyde, and 135 mg (2.2 equiv, 0.63 mmol) of NaHB(OAc)₃ were allowed to react to give methyl 5-methylthio-4-[(2-quinolylmethyl)amino]thiophene-2-carboxylate. Mass spectrum (ESI, m/z): Calcd. for C₁₇H₁₆N₂O₂S₂, 345.07 (M+H), found 343.3 (imine), 345.2.

b) 5-Methylthio-4-[(2-quinolylmethyl)amino]thiophene-2-carboxamide: Using the procedure described in Example 220, step (b), 2.5 mg (2.6 % from methyl 4-amino-5-methylthiothiophene-2-carboxylate) of 5-methylthio-4-[(2-quinolylmethyl)amino]thiophene-2-carboxamide was obtained. Mass spectrum (ESI, m/z): Calcd. for C₁₆H₁₆N₄S₂, 329.09 (M+H), found 329.3.

Example 225**4-[(3-Hydroxyphenyl)methyl]amino}-5-methylthiothiophene-2-carboxamide**

a) Methyl 4-[(3-hydroxyphenyl)methyl]amino}-5-methylthiothiophene-2-carboxylate: Using the procedure described in Example 220, step (a), 61.6 mg (0.30 mmol) of methyl 4-amino-5-methylthiothiophene-2-carboxylate, 49.5 mg (0.30 mmol) of 3-acetoxybenzaldehyde, and 135 mg (2.2 equiv, 0.63 mmol) of NaHB(OAc)₃ were allowed to react to give methyl 4-[(3-hydroxyphenyl)methyl]amino}-5-methylthiothiophene-2-carboxylate. Mass spectrum (ESI, m/z): Calcd. for C₁₄H₁₆NO₃S₂, 352.07 (M+H), found, 350.2 (imine), 352.1.

b) Methyl 4-[(3-hydroxyphenyl)methyl]amino}-5-methylthiothiophene-2-carboxylate: Using the procedure described in Example 220, step (b), 7.9 mg (8.9 % from methyl 4-amino-5-methylthiothiophene-2-carboxylate) of methyl 4-[(3-hydroxyphenyl)

methyl]amino}-5-methylthiophene-2-carboxylate; Mass spectrum (ESI, m/z): Calcd. for C₁₃H₁₅N₃OS₂, 294.07 (M+H), found 294.3.

Example 226

5 **5-Methylthio-4-(phenylcarbonylamino)thiophene-2-carboxamide**

a) Methyl 5-methylthio-4-(phenylcarbonylamino)thiophene-2-carboxylate: To a stirring solution of 114 mg (0.55 mmol) of methyl 4-amino-5-methylthiophene-2-carboxylate in 4 mL of CH₂Cl₂ at 0 °C was added
10 142 μL (1.5 equiv, 0.82 mmol) of *N,N*-diisopropylethylamine via syringe, followed by 71.3 μL (1.1 equiv, 0.61 mmol) of benzoyl chloride. The reaction was allowed to warm to room temperature, and stirred an additional 4h. At this time the reaction was partitioned in 40 mL of 1:1 CH₂Cl₂-sat'd. NaHCO₃ (v/v) and the organic layer was separated, washed with 20 mL of brine, dried
15 (Na₂SO₄), and concentrated *in vacuo* to afford 113 mg (66.8 %) of methyl 5-methylthio-4-(phenylcarbonylamino)thiophene-2-carboxylate which was used without further purification. ¹H NMR (DMSO-d₆, 400 MHz) δ 2.55 (s, 3H), 3.83 (s, 3H), 7.47-7.56 (m, 2H), 7.64 (m, 1H), 7.88 (s, 1H), 7.93-7.99 (m, 2H), 10.12 (s, 1H). Mass spectrum (ESI, m/z): Calcd. for C₁₄H₁₃NO₃S₂, 308.04
20 (M+H), found 308.2.

b) 5-Methylthio-4-(phenylcarbonylamino)thiophene-2-carboxamide: Using a procedure similar to Example 154, step (b), 100 mg (0.32 mmol) of methyl 4-[[4-(methylethyl)phenyl]amino]-5-methylthiophene-2-carboxylate was allowed to react with 8 equiv (2.58
25 mmol) of the AlMe₃/NH₄Cl reagent to afford 95.4 mg (100 %) of 5-methylthio-4-(phenylcarbonylamino)thiophene-2-carboxamide. ¹H NMR (DMSO-d₆, 400 MHz) δ 2.59 (s, 3H), 7.30-7.64 (m, 3H), 7.98-8.00 (m, 2H), 8.23 (s, 1H), 9.19 (bs, 2H), 9.41 (bs, 2H), 10.35 (s, 1H). Mass spectrum (ESI, m/z): Calcd. for C₁₃H₁₄N₃OS₂, 292.06 (M+H), found 292.2.

30 **Example 227-240:** To each of a series of 2-dram vials equipped a with a stir bar and Teflon septum was added between 0.3 and 0.6 mmol an acid chloride (1 equiv), followed by 1 equiv of methyl 4-amino-5-methylthiophene-2-carboxylate as a 1M CH₂Cl₂ solution. An additional 2 mL of CH₂Cl₂ was charged into each vial, followed by 1.5 equiv of *N,N*-

diisopropylethylamine. Each vial was swept with Ar and allowed to stir for 3 h. At this time 4 mL of sat'd. NaHCO₃ was added to each vial and stirring was continued for 5 min. The aqueous layers were removed by pipette and Na₂SO₄ was added to each vial. The vials were allowed to stand overnight, and the contents then eluted through 5-g silica gel (SPE column) cartridges with 0.5 % MeOH-CH₂Cl₂. The amides were concentrated *in vacuo* into pre-weighed 2-dram vials equipped with a stir bar and Teflon septum for the subsequent amidination reactions. The vials were purged with Ar and charged with 2 mL of toluene, followed by 8 equiv of the AlMe₃/NH₄Cl reagent as a 1M solution in toluene. The reactions were heated to 110°C in a heating block for 3 h. They were then cooled to ambient temperature and each was added by pipette to a slurry of 1.5 g silica gel in 15 mL of CH₂Cl₂. Each slurry was vigorously stirred for 15 min, at which time they were filtered through a 15 mL sintered glass funnel containing 20 cm of silica gel with 50 % CHCl₃-MeOH. The yellow fractions were collected and concentrated *in vacuo*. The solids were triturated with 10 % MeOH-CHCl₃ and filtered. Concentration *in vacuo* yielded the crude amidines, which were purified by preparative thin layer chromatography (20 % MeOH-CHCl₃-sat'd. NH₃, 500 μm SiO₂) to afford the amidines as their respective free bases.

Example	Acid Chloride	Amidine Product	% Yield ^a
227	cinnamoyl chloride	4-((2E)-3-phenylprop-2-enoylamino)-5-methylthiophene-2-carboxamide	15.3 %
228	4-chlorobenzoyl chloride	4-[(4-chlorophenyl)carbonylamino]-5-methylthiophene-2-carboxamide	44.6 %
229	cyclohexoyl chloride	4-(cyclohexylcarbonylamino)-5-methylthiophene-2-carboxamide	17.8 %
230	3-nitro-4-methylbenzoyl chloride	methyl 4-[(4-methyl-3-nitrophenyl)carbonylamino]-5-methylthiophene-2-carboxylate	8.8 %
231	2-furoyl chloride	4-(2-furylcarbonylamino)-5-methylthiophene-2-carboxamide	13.3 %
232	2,2-dimethyl-propanoyl chloride	4-(2,2-dimethylpropanoylamino)-5-methylthiophene-2-carboxamide	8.5 %
233	5-(3,5-dichlorophenoxy)furan-2-carbonyl chloride	4-[[5-(3,5-dichlorophenoxy)(2-furyl)]carbonylamino]-5-methylthiophene-2-carboxamide	22.9 %
234	1-naphthoyl chloride	5-methylthio-4-(naphthylcarbonylamino)-thiophene-2-carboxamide	3.1 %
235	2-quinolinyll chloride	5-methylthio-4-(2-quinolylcarbonylamino)thiophene-2-carboxamide	6.8 %
236	3-methoxybenzoyl chloride	4-[(3-methoxyphenyl)carbonylamino]-5-methylthiophene-2-carboxamide	6.8 %
237	2-(2,5-dimethoxyphenyl)acetyl chloride	4-[2-(2-hydroxy-5-methoxyphenyl)acetylamino]-5-methylthiophene-2-carboxamide	18.3 %
238	4-ethoxybenzoyl chloride	4-[(4-ethoxyphenyl)carbonylamino]-5-methylthiophene-2-carboxamide	34 %
239	2-phenoxyacetyl chloride	5-methylthio-4-(2-phenoxyacetylamino)-thiophene-2-carboxamide	10 %
240	3-methylbenzoyl chloride	4-[(3-methylphenyl)carbonylamino]-5-methylthiophene-2-carboxamide	21.1 %

^a Yield calculated from starting methyl 4-amino-5-methylthiophene-2-carboxylate.

Example 227**4-((2E)-3-Phenylprop-2-enoylamino)-5-methylthiothiophene-2-carboxamide**

5 **a) Methyl 4-((2E)-3-phenylprop-2-enoylamino)-5-methylthiothiophene-2-carboxylate:** yield: 100%. ¹H NMR (DMSO-d₆, 400 MHz) δ 2.49 (s, 3H), 3.83 (s, 3H), 7.12 (d, 1H, J=15.7 Hz), 7.41-7.66 (m, 6H), 8.24 (s, 1H), 9.92 (s, 1H). Mass spectrum (ESI, m/z): Calcd. for C₁₆H₁₅NO₃S₂, 334.06 (M+H), 334.1.

10 **b) 4-((2E)-3-Phenylprop-2-enoylamino)-5-methylthiothiophene-2-carboxamide:** ¹H NMR (DMSO-d₆, 400 MHz) δ 2.54 (s, 3H), 7.13 (d, 1H, J=15.7 Hz), 7.41-7.51 (m, 3H), 7.59-7.66 (m, 2H), 8.40 (s, 1H), 8.81 (bs, 3H), 10.02 (bs, 1H). Mass spectrum (ESI, m/z): Calcd. for C₁₅H₁₅N₃OS₂, 318.07 (M+H), 318.2.

15

Example 228**4-[(4-Chlorophenyl)carbonylamino]-5-methylthiothiophene-2-carboxamide**

20 **a) Methyl 4-[(4-chlorophenyl)carbonylamino]-5-methylthiothiophene-2-carboxylate:** yield: 53%. ¹H NMR (DMSO-d₆, 400 MHz) δ 2.55 (s, 3H), 3.83 (s, 3H), 7.62 (d, 2H, J=8.5 Hz), 7.87 (s, 1H), 7.97 (d, 2H, J=8.5 Hz), 10.21 (s, 1H).

25 **b) 4-[(4-Chlorophenyl)carbonylamino]-5-methylthiothiophene-2-carboxamide:** ¹H NMR (DMSO-d₆, 400 MHz) δ 2.59 (s, 3H), 7.63-7.66 (m, 2H), 7.98-8.01 (m, 2H), 8.99 (bs, 2H), 9.33 (bs, 2H), 10.39 (s, 1H). Mass spectrum (ESI, m/z): Calcd. for C₁₃H₁₂ClN₃OS₂, 326.02 (M+H), found 326.2.

Example 229**4-(Cyclohexylcarbonylamino)-5-methylthiothiophene-2-carboxamide**

30

a) Methyl 4-(cyclohexylcarbonylamino)-5-methylthiothiophene-2-carboxylate: yield: 69.9%. ¹H NMR (DMSO-d₆, 400 MHz) δ 1.22-1.81 (m, 11H), 2.51 (s, 3H), 3.82 (s, 3H), 7.97 (s, 1H), 9.55 (s, 1H). Mass spectrum (ESI, m/z): Calcd. for C₁₄H₁₉NO₃S₂, 314.09 (M+H), found 314.2.

b) 4-(Cyclohexylcarbonylamino)-5-methylthiophene-2-carboxamide: ^1H NMR (DMSO- d_6 , 400 MHz) δ 2.59 (s, 3H), 7.63-7.66 (m, 2H), 7.98-8.01 (m, 2H), 8.99 (bs, 2H), 9.33 (bs, 2H), 10.39 (s, 1H). Mass spectrum (ESI, m/z): Calcd. for $\text{C}_{13}\text{H}_{20}\text{N}_3\text{OS}_2$, 298.10 (M+H), found 298.2.

5

Example 230

Methyl 4-[(4-methyl-3-nitrophenyl)carbonylamino]-5-methylthiophene-2-carboxylate

a) Methyl 4-[(4-methyl-3-nitrophenyl)carbonylamino]-5-methylthiophene-2-carboxylate: yield: 80%. ^1H NMR (DMSO- d_6 , 400 MHz) δ 2.56 (s, 3H), 2.61 (s, 3H), 3.82 (s, 3H), 7.70 (d, 1H, $J=8.1$ Hz), 7.86 (s, 1H), 8.19 (dd, 1H, $J=1.7, 8.0$ Hz), 8.56 (d, 1H, $J=1.7$ Hz), 10.41 (s, 1H). Mass spectrum (ESI, m/z): Calcd. for $\text{C}_{15}\text{H}_{14}\text{N}_2\text{O}_5\text{S}_2$, 367.42 (M+H), found

15 367.2.

b) Methyl 4-[(4-methyl-3-nitrophenyl)carbonylamino]-5-methylthiophene-2-carboxylate: ^1H NMR (DMSO- d_6 , 400 MHz) δ 2.47 (s, 3H), 2.61 (s, 3H), 7.12 (bs, 3H), 7.69-7.73 (m, 2H), 8.20 (dd, 1H, $J=1.6, 7.9$ Hz), 8.57 (d, 1H, $J=1.6$ Hz). Mass spectrum (ESI, m/z): Calcd. for $\text{C}_{14}\text{H}_{14}\text{N}_4\text{O}_3\text{S}_2$, 351.06 (M+H), found 351.2.

20

Example 231

4-(2-Furylcarbonylamino)-5-methylthiophene-2-carboxamide

a) Methyl 4-(2-furylcarbonylamino)-5-methylthiophene-2-carboxylate: yield: 100%; ^1H NMR (DMSO- d_6 , 400 MHz) δ 2.54 (s, 3H), 3.83 (s, 3H), 6.71 (dd, 1H, $J=1.8, 3.4$ Hz), 7.33 (d, 1H, $J=3.5$ Hz), 7.87 (s, 1H), 7.95 (m, 1H), 9.93 (s, 1H). Mass spectrum (ESI, m/z): Calcd. for $\text{C}_{12}\text{H}_{11}\text{NO}_4\text{S}_2$, 298.02 (M+H), found 298.3.

b) 4-(2-Furylcarbonylamino)-5-methylthiophene-2-carboxamide: ^1H NMR (DMSO- d_6 , 400 MHz) δ 2.51 (s, 3H), 6.71 (dd, 1H, $J=1.8, 3.5$ Hz), 7.18 (bs, 3H), 7.32 (d, 1H, $J=3.4$ Hz), 7.79 (s, 1H), 7.96 (m, 1H). Mass spectrum (ESI, m/z): Calcd. for $\text{C}_{11}\text{H}_{11}\text{N}_3\text{O}_2\text{S}_2$, 282.04 (M+H), found 282.2.

35

Example 232**4-(2,2-Dimethylpropanoylamino)-5-methylthiophene-2-carboxamide**

5 a) **Methyl 4-(2,2-dimethylpropanoylamino)-5-methylthiophene-2-carboxylate:** yield: 93.4%. ¹H NMR (DMSO-d₆, 400 MHz) δ 1.23 (s, 9H), 2.51 (s, 3H), 3.81 (s, 3H), 7.74 (s, 1H), 9.04 (s, 1H). Mass spectrum (ESI, m/z): Calcd. for C₁₂H₁₇NO₃S₂, 288.07 (M+H), found 288.1.

10 b) **4-(2,2-Dimethylpropanoylamino)-5-methylthiophene-2-carboxamide:** ¹H NMR (DMSO-d₆, 400 MHz) δ 1.24 (s, 9H), 2.55 (s, 3H), 8.05 (s, 1H), 9.0 (bs, 3H), 9.1 (s, 1H). Mass spectrum (ESI, m/z): Calcd. for C₁₁H₁₇N₃OS₂, 272.09 (M+H), found 272.2.

Example 233

15 **4-{{5-(3,5-Dichlorophenoxy)(2-furyl)}carbonylamino}-5-methylthiophene-2-carboxamide**

a) **Methyl 4-{{5-(3,5-dichlorophenoxy)(2-furyl)}carbonylamino}-5-methylthiophene-2-carboxylate:** yield: 96.9%. Mass spectrum (ESI, m/z): Calcd. for C₁₈H₁₃Cl₂N₃O₅S₂, 457.97 (M+H), found 457.9.

20 b) **4-{{5-(3,5-Dichlorophenoxy)(2-furyl)}carbonylamino}-5-methylthiophene-2-carboxamide:** ¹H NMR (DMSO-d₆, 400 MHz) δ 2.53 (s, 3H), 6.12-6.17 (m, 1H), 6.79 (d, 1H, J=1.8 Hz), 7.40-7.43 (m, 2H), 7.70 (m, 1H), 8.13 (s, 1H), 8.92 (bs, 2H), 9.21 (bs, 1H), 10.06 (s, 1H). Mass spectrum (ESI, m/z): Calcd. for C₁₇H₁₄Cl₂N₃O₃S₂, 441.99 (M+H), found 442.2.

Example 234

30 **5-Methylthio-4-(naphthylcarbonylamino)thiophene-2-carboxamide**

a) **Methyl 5-methylthio-4-(naphthylcarbonylamino)thiophene-2-carboxylate:** yield: 80.8 %. ¹H NMR (DMSO-d₆, 400 MHz) δ 7.59-7.67 (m, 3H), 7.80 (d, 1H, J=6.8 Hz), 8.02-8.34 (m, 4H), 10.38 (s, 1H).

35 b) **5-Methylthio-4-(naphthylcarbonylamino)thiophene-2-carboxamide:** ¹H NMR (DMSO-d₆, 400 MHz) δ 2.50 (s, 3H), 7.60 (m, 3H),

7.76 (d, 1H, $J=6.7$ Hz), 7.94 (s, 1H), 8.03 (d, 1H, $J=6.8$ Hz), 8.09 (d, 1H, 8.3 Hz), 8.30 (d, 1H, $J=8.8$ Hz). Mass spectrum (ESI, m/z): Calcd. for $C_{17}H_{15}N_3OS_2$, 342.07 (M+H), found 342.2.

5

Example 235**5-Methylthio-4-(2-quinolylylcarbonylamino)thiophene-2-carboxamide**

a) **Methyl 5-methylthio-4-(2-quinolylylcarbonylamino)thiophene-2-carboxylate:** yield: 80.9 %. 1H NMR (DMSO- d_6 , 400 MHz) δ 2.59 (s, 3H),
10 3.86 (s, 3H), 8.03-8.06 (m, 3H), 8.24-8.29 (m, 3H), 9.58 (s, 1H), 10.63 (s, 1H).

b) **5-Methylthio-4-(2-quinolylylcarbonylamino)thiophene-2-carboxamide:** 1H NMR (DMSO- d_6 , 400 MHz) δ 2.53 (s, 3H), 7.21 (bs, 3H), 7.74 (s, 1H), 7.96-7.98 (m, 2H), 8.19-8.22 (m, 4H), 9.77 (s, 1H). Mass spectrum (ESI, m/z): Calcd. for $C_{16}H_{14}N_4OS_2$, 343.45 (M+H), found 343.1.

15

Example 236**4-[(3-Methoxyphenyl)carbonylamino]-5-methylthiothiophene-2-carboxamide**

20 *a)* **Methyl 4-[(3-methoxyphenyl)carbonylamino]-5-methylthiothiophene-2-carboxylate:** yield: 90.3 %. 1H NMR (DMSO- d_6 , 400 MHz) δ 2.55 (s, 3H), 3.83 (s, 3H), 3.85 (s, 3H), 7.19 (m, 1H), 7.39-7.59 (m, 3H), 7.85 (s, 1H), 10.09 (s, 1H). Mass spectrum (ESI, m/z): Calcd. for $C_{15}H_{15}NO_4S_2$, 338.05 (M+H), found 338.3.

25 *b)* **4-[(3-Methoxyphenyl)carbonylamino]-5-methylthiothiophene-2-carboxamide:** 1H NMR (DMSO- d_6 , 400 MHz) δ 2.58 (s, 3H), 3.84 (s, 3H), 7.19 (dd, 1H, $J=2.1, 8.1$ Hz), 7.45-7.57 (m, 3H), 8.15 (s, 1H), 9.11 (bs, 4H), 10.32 (bs, 1H). Mass spectrum (ESI, m/z): Calcd. for $C_{14}H_{15}N_3O_2S_2$, 322.07 (M+H), found 322.2.

30

Example 237**4-[2-(2,5-Dimethoxyphenyl)acetylamino]-5-methylthiothiophene-2-carboxamide**

35 *a)* **Methyl 4-[2-(2,5-dimethoxyphenyl)acetylamino]-5-methylthiothiophene-2-carboxylate:** 1H NMR (DMSO- d_6 , 400 MHz) δ 2.47

(s, 3H), 3.67 (s, 2H), 3.70 (s, 3H), 3.75 (s, 3H), 3.80 (s, 3H), 6.81 (dd, 1H, $J=3.0, 8.8$ Hz), 6.87 (d, 1H, $J=3.0$ Hz), 6.93 (d, 1H, $J=8.9$ Hz), 8.04 (s, 1H), 9.62 (s, 1H);

b) 4-[2-(2,5-Dimethoxyphenyl)acetylamino]-5-

5 *methylthiothiophene-2-carboxamide*: ^1H NMR (DMSO- d_6 , 400 MHz) δ 2.38 (s, 3H), 3.66 (s, 2H), 3.70 (s, 3H), 3.76 (s, 3H), 6.81 (dd, 1H, $J=3.3, 8.0$ Hz), 6.88-6.94 (m, 2H), 7.91 (s, 1H), 9.42 (bs, 1H).

Example 238

10 *4-[4-Ethoxyphenyl]carbonylamino]-5-methylthiothiophene-2-carboxamide*

a) Methyl 4-[4-ethoxyphenyl]carbonylamino]-5-

methylthiothiophene-2-carboxylate: ^1H NMR (DMSO- d_6 , 400 MHz) δ 1.36 (t, 3H, $J=7.0$ Hz), 2.54 (s, 3H), 3.83 (s, 3H), 4.13 (q, 2H, $J=7.0$ Hz), 7.05 (d, 15 2H, $J=8.8$ Hz), 7.87 (s, 1H), 7.93 (d, 2H, $J=8.8$ Hz), 9.93 (s, 1H). Mass spectrum (ESI, m/z): Calcd. for $\text{C}_{16}\text{H}_{17}\text{NO}_4\text{S}_2$, 352.07 (M+H), found 352.2.

b) 4-[4-Ethoxyphenyl]carbonylamino]-5-methylthiothiophene-

2-carboxamide: ^1H NMR (DMSO- d_6 , 400 MHz) δ 1.36 (t, 3H, $J=7.0$ Hz), 2.55 (s, 3H), 4.13 (q, 2H, $J=7.0$ Hz), 7.04-7.08 (m, 2H), 7.94-7.97 (m, 2H), 20 8.09 (s, 1H); 8.73 (bs, 3H), 10.01 (bs, 1H). Mass spectrum (ESI, m/z): Calcd. for $\text{C}_{15}\text{H}_{17}\text{N}_3\text{O}_2\text{S}_2$, 336.08 (M+H), found 336.2.

Example 239

5-Methylthio-4-(2-phenoxyacetylamino)thiophene-2-carboxamide

25

a) Methyl 5-methylthio-4-(2-phenoxyacetylamino)thiophene-2-

carboxylate: yield: 79 %. ^1H NMR (DMSO- d_6 , 400 MHz) δ 2.48 (s, 3H), 3.82 (s, 3H), 4.78 (s, 2H), 6.97-7.02 (m, 2H), 7.31-7.35 (m, 2H), 8.05 (s, 1H), 9.80 (s, 1H).

30

b) 5-Methylthio-4-(2-phenoxyacetylamino)thiophene-2-

carboxamide: ^1H NMR (DMSO- d_6 , 400 MHz): δ 2.52 (s, 3H), 4.81 (s, 2H), 6.97-7.04 (m, 3H), 7.31-7.35 (m, 2H), 8.26 (s, 1H), 8.84 (bs, 4H). Mass spectrum (ESI, m/z): Calcd. for $\text{C}_{14}\text{H}_{15}\text{N}_3\text{O}_2\text{S}_2$, 322.43 (M+H), found 322.2.

Example 240**4-[(3-Methylphenyl)carbonylamino]-5-methylthiophene-2-carboxamide**

5 **a) Methyl 4-[(3-methylphenyl)carbonylamino]-5-methylthiophene-2-carboxylate:** yield: 79 %. ¹H NMR (DMSO-d₆, 400 MHz) δ 2.40 (s, 3H), 2.55 (s, 3H), 3.83 (s, 3H), 4.78 (s, 2H), 7.42-7.43 (m, 2H), 7.47-7.77 (m, 2H), 7.86 (s, 1H), 10.06 (s, 1H). Mass spectrum (ESI, m/z): Calcd. for C₁₅H₁₅NO₃S₂, 322.06 (M+H), found 322.2.

10 **b) 4-[(3-Methylphenyl)carbonylamino]-5-methylthiophene-2-carboxamide:** ¹H NMR (DMSO-d₆, 400 MHz) δ 2.40 (s, 3H), 2.55 (s, 3H), 7.43-7.44 (m, 2H), 7.75-7.78 (m, 2H), 8.05 (s, 1H), 8.52 (bs, 3H), 10.12 (bs, 1H). Mass spectrum (ESI, m/z): Calcd. for C₁₄H₁₅N₃OS₂, 306.07 (M+H), found 306.2.

15

Example 241

a) Methyl 4-bromo-5-methylthiophene-2-carboxylate: To a stirred solution of 4-bromo-5-methylthiophene-2-carboxylic acid (87 mmol), prepared according to the procedure of Kleemann, *et al.*, EP 0676395A2, in dry methanol (750 mL) was added thionyl chloride (7 mL, 96 mmol) dropwise. After stirring for 10 min at room temperature, the solution was heated to reflux and stirred 7.5 h. The solution was cooled and the solvents were removed *in vacuo*. The resulting solid was dissolved in dichloromethane (1500 mL) and washed with saturated sodium bicarbonate (2 x 300 mL), water (300 mL), saturated brine (300 mL), and dried over anhydrous sodium sulfate. The solvents were removed *in vacuo*. The resulting solid was recrystallized twice from hexane/ethyl acetate to give methyl 4-bromo-5-methylthiophene-2-carboxylate (4.4 g, 19 %). ¹H-NMR (CDCl₃, 400 MHz) δ 7.66 (s, 1H), 3.90 (s, 3H), 2.60 (s, 3H).

25 **b) Methyl 5-methylthio-4-[[3-(phenylmethoxy)phenyl]amino}thiophene-2-carboxylate:** A dry mixture of 60 mg (0.225 mmol) of methyl 4-bromo-5-methylthiophene-2-carboxylic acid, as prepared in the previous step, 3.0 mg (6 mole %) of palladium (II) acetate (Aldrich Chemical Co., Milwaukee, WI), 12.6 mg (9 mole %) of racemic-2,2'-bis(diphenylphosphino)-1,1'-binaphthyl (Strem, Newburyport, MA), 110 mg

(0.34 mmol, 1.5 eq) of cesium carbonate (Aldrich Chemical Co., Milwaukee, WI), and 54 mg (0.29 mmol, 1.3 eq) of 3-benzyloxyaniline (Aldrich Chemical Co., Milwaukee, WI) was added to an oven-dried 1-dram glass vial. This vial was flushed with dry argon in a glove bag, dry toluene (450 μ L, 0.5 M) was added, and the assembly was heated at 100°C for 36 h. To the cooled suspension ethyl acetate (4 mL) was added, the mixture passed through 1 inch of Celite, washed with ethyl acetate (2 x 4 mL) and the solvents removed *in vacuo*. Purification by preparative thin-layer chromatography (1:1 dichloromethane/hexanes) gave 13 mg of the title compound (15 %) as a pale yellow solid. ¹H-NMR (CDCl₃, 400 MHz) δ 7.77 (s, 1H), 7.47-6.59 (m, 9H), 6.11 (s, 1H), 5.07 (s, 2H), 3.89 (s, 3H), 2.47 (s, 3H). Mass spectrum (ESI, m/z): Calcd. for C₂₀H₁₉NO₃S₂, 386.1 (M+H), found 386.3.

c) 5-Methylthio-4-[[3-(phenylmethoxy)phenyl]amino}thiophene-2-carboxamide: Trimethylaluminum (2.0 M in toluene, 2 mL) was added dropwise over 10 min to a suspension of ammonium chloride (216 mg) in toluene (2 mL), stirred under dry nitrogen at 0°C. After the mixture was stirred at 25°C for 30 min, when most of the solid had dissolved, this mixture was taken up in a syringe and added to 13 mg (0.03 mmol) of methyl 5-methylthio-4-[[3-(phenylmethoxy)phenyl]amino}thiophene-2-carboxylate. The reaction mixture was heated to reflux in stages and stirred for 2h 10 min. The cooled mixture was poured in to a vigorously stirred slurry of silica gel (2 g) in chloroform (20 mL). To this suspension methanol (50 mL) was added, the mixture was passed through 1 inch of silica gel in a sintered glass Büchner funnel, washed with methanol (50 mL), and the solvents removed *in vacuo*. The crude product was purified on a 5 g silica gel SPE column washing first with dichloromethane and then eluting the product off with 10 % methanol in dichloromethane. The product was further purified by preparative High Pressure Liquid Chromatography (HPLC) on a Dynamax C18 column, 60 Å pore size, 10 μ M particle size, 40 to 100 % methanol over 30 min in 0.1 % trifluoroacetic acid to give 5.4 mg of the title compound (45 %) as a yellow solid. ¹H-NMR (CD₃OD, 400 MHz) δ 7.84 (s, 1H), 7.44-6.60 (m, 9H), 5.08 (s, 2H), 2.48 (s, 3H). Mass spectrum (ESI, m/z): Calcd. for C₁₉H₁₉N₃OS₂, 370.1 (M+H), found 370.2.

Example 242

a) Methyl 5-methylthio-4-[(3-phenoxyphenyl)amino]thiophene-2-carboxylate: A stirred suspension of 80 mg (0.299 mmol) of methyl 4-bromo-5-methylthiothiophene-2-carboxylate and 72 mg (0.389 mmol, 1.3 eq) of 3-phenoxyaniline (Aldrich, Milwaukee, WI) was treated as in Example 241, step (b). Further purification of the product by preparative thin layer chromatography eluting with 10 % ethyl acetate in hexane gave 36 mg of the title compound (32 %) as a yellow oil. ¹H-NMR (CDCl₃, 400 MHz) δ 7.76 (s, 1H), 7.40-6.65 (m, 9H), 6.26 (s, 1H), 3.89 (s, 3H), 2.40 (s, 3H). Mass spectrum (ESI, m/z): Calcd. for C₁₉H₁₇NO₃S₂, 372.1 (M+H), found 372.2.

b) 5-Methylthio-4-[(3-phenoxyphenyl)amino]thiophene-2-carboxamide: Methyl 5-methylthio-4-[(3-phenoxyphenyl)amino]thiophene-2-carboxylate (36 mg, 0.097 mmol) was treated as in Example 241, step (c), but without HPLC purification to give 30 mg of the title compound (86 %) as an orange glass. ¹H-NMR (CDCl₃, 400 MHz) δ 9.28 (s, 2H), 8.11 (s, 2H), 7.99 (s, 1H), 7.34-6.50 (m, 9H), 6.29 (s, 1H), 2.35 (s, 3H). Mass spectrum (ESI, m/z): Calcd. for C₁₈H₁₇N₃OS₂, 356.1 (M+H), found 356.2.

Example 243

a) 5-Methylthio-4-[(4-phenoxyphenyl)amino]thiophene-2-carboxamide: A stirred suspension of 80 mg (0.299 mmol) of methyl 4-bromo-5-methylthiothiophene-2-carboxylate and 72 mg (0.389 mmol, 1.3 eq) of 4-phenoxyaniline (Aldrich, Milwaukee, WI) was treated as in Example 241, step (b). Further purification of the product by preparative thin layer chromatography eluting with 10 % ethyl acetate in hexane gave 53 mg of the title compound (48 %) as a yellow oil. ¹H-NMR (CDCl₃, 400 MHz) δ 7.70 (s, 1H), 7.34-7.00 (m, 9H), 6.11 (s, 1H), 3.89 (s, 3H), 2.42 (s, 3H). Mass spectrum (ESI, m/z): Calcd. for C₁₉H₁₇NO₃S₂, 372.1 (M+H), found 372.1.

b) 5-Methylthio-4-[(4-phenoxyphenyl)amino]thiophene-2-carboxamide: Methyl 5-methylthio-4-[(4-phenoxyphenyl)amino]thiophene-2-carboxylate (53 mg, 0.14 mmol) was treated as in Example 241, step (c), but without HPLC purification to give 58 mg of the title compound (quantitative yield) as an orange glass. ¹H-NMR (CDCl₃, 400 MHz) δ 8.89 (s, 2H), 8.59 (s,

2H), 8.00 (s, 1H), 7.25-6.87 (m, 9H), 6.20 (s, 1H), 2.27 (s, 3H). Mass spectrum (ESI, m/z): Calcd. for C₁₈H₁₇N₃OS₂, 356.1 (M+H), found 356.2.

Example 244

5 **a) Methyl 4-[(2-methoxyphenyl)amino]-5-methylthiophene-2-carboxylate:** A stirred suspension of 103 mg (0.386 mmol) of methyl 4-bromo-5-methylthiophene-2-carboxylate and 57 mg (0.46 mmol, 1.2 eq) of 2-methoxyaniline (Aldrich, Milwaukee, WI) was treated in a manner similar to Example 241, step (b) to give 78 mg the title compound (65 %) as a
10 yellow oil. ¹H-NMR (CDCl₃, 400 MHz) δ 7.82 (s, 1H), 7.12-6.52 (m, 4H), 6.52 (s, 1H), 3.92 (s, 3H), 3.87 (s, 3H), 2.40 (s, 3H). Mass spectrum (ESI, m/z): Calcd. for C₁₄H₁₅NO₃S₂, 310.1 (M+H), found 310.2.

b) 4-[(2-Methoxyphenyl)amino]-5-methylthiophene-2-carboxamide: Methyl 4-[(2-methoxyphenyl)amino]-5-
15 methylthiophene-2-carboxylate (78 mg, 0.25 mmol) was treated as in Example 241, step (c), but without HPLC purification to give 75 mg of the title compound (quantitative yield) as an orange glass. ¹H-NMR (CD₃OD, 400 MHz) δ 7.91 (s, 1H), 7.15-6.93 (m, 4H), 3.93 (s, 3H), 2.48 (s, 3H). Mass spectrum (ESI, m/z): Calcd. for C₁₃H₁₅N₃OS₂, 294.1 (M+H), found 294.2.

20

Example 245

a) Methyl 4-[(2-methylphenyl)amino]-5-methylthiophene-2-carboxylate: A dry mixture of 100 mg (0.374 mmol) of methyl 4-bromo-5-methylthiophene-2-carboxylate, 51 mg (14.9 mole %) of
25 tris(dibenzylideneacetone)dipalladium (Lancaster, Pelham, NH), 52 mg (22.3 mole %) of racemic-2,2'-bis(diphenylphosphino)-1,1'-binaphthyl (Strem, Newburyport, MA), 183 mg of (0.56 mmol, 1.5 eq) cesium carbonate (Aldrich Chemical Co., Milwaukee, WI), and 71 μL (0.49 mmol, 1.3 eq) of 2-methylaniline (Aldrich Chemical Co., Milwaukee, WI) was added to an oven-
30 dried 1-dram glass vial. This vial was flushed with dry argon in a glove bag, dry toluene (750 μL, 0.5 M) was added, and the assembly was heated at 100°C for 40 h. To the cooled suspension ethyl acetate (4 mL) was added, the mixture passed through 1 inch of Celite, washed with ethyl acetate (2 x 4 mL) and the solvents removed *in vacuo*. Purification by preparative thin-layer

chromatography (1:1 dichloromethane/hexanes) gave 67 mg of the title compound (61 %) as a yellow oil. ¹H-NMR (CDCl₃, 400 MHz) δ 7.64 (s, 1H), 7.23-6.94 (m, 4H), 5.91 (br s, 1H), 3.88 (s, 3H), 2.41 (s, 3H), 2.31 (s, 3H). Mass spectrum (ESI, m/z): Calcd. for C₁₄H₁₅NO₂S₂, 294.1 (M+H), found 5 294.2.

b) 4-[(2-Methylphenyl)amino]-5-methylthiophene-2-carboxamide: Methyl 4-[(2-methylphenyl)amino]-5-methylthiophene-2-carboxylate (67 mg, 0.23 mmol) was treated as in Example 241, step (c), but without HPLC purification to give 20 mg of the title compound (30 %) as a 10 yellow glass. ¹H-NMR (CD₃OD; 400 MHz) δ 7.56 (s, 1H), 7.24-6.99 (m, 4H), 2.49 (s, 3H), 2.29 (s, 3H). Mass spectrum (ESI, m/z): Calcd. for C₁₃H₁₅N₃S₂, 278.1 (M+H), found 278.2.

Example 246

a) Methyl 4-[(3-chlorophenyl)amino]-5-methylthiophene-2-carboxylate: A stirred suspension of 80 mg (0.299 mmol) of methyl 4-bromo-5-methylthiophene-2-carboxylate and 41 μL (0.389 mol, 1.3 eq) of 3-chloroaniline (Aldrich, Milwaukee, WI) was treated in a manner similar to Example 241, step (b) to give 47 mg of the title compound (50 %) as a yellow 20 oil. ¹H-NMR (CDCl₃, 400 MHz) δ 7.75 (s, 1H), 7.23-6.89 (m, 4H), 6.10 (s, 1H), 3.89 (s, 3H), 2.42 (s, 3H). Mass spectrum (ESI, m/z): Calcd. for C₁₃H₁₂NO₂S₂Cl, 314.0 (M+H), found 314.1.

b) 4-[(3-Chlorophenyl)amino]-5-methylthiophene-2-carboxamide: Methyl 4-[(3-chlorophenyl)amino]-5-methylthiophene-2- 25 carboxylate (47 mg, 0.15 mmol) was treated as in Example 241, step (c) to give 33 mg of the title compound (75 %) as a light yellow solid. ¹H-NMR (DMSO-d₆, 400 MHz) δ 9.22 (s, 2H), 8.81 (s, 2H), 8.22 (s, 1H), 7.99 (s, 1H), 7.24-6.82 (m, 4H), 2.53 (s, 3H). Mass spectrum (ESI, m/z): Calcd. for C₁₂H₁₂N₃S₂Cl, 298.0 (M+H), found 298.3.

30

Example 247

a) Methyl 4-(methylphenylamino)-5-methylthiophene-2-carboxylate: A stirred suspension of 100 mg (0.374 mmol) of methyl 4-bromo-5-methylthiophene-2-carboxylate and 72 μL (0.487 mmol, 1.3 eq)

of N-methylaniline (Aldrich Chemical Co., Milwaukee, WI) was treated in a manner similar to Example 245, step (a) to give 23 mg of the title compound (21 %) as a yellow oil. ¹H-NMR (CDCl₃, 400 MHz) δ 7.61 (s, 1H), 7.26-6.68 (m, 5H), 3.89 (s, 3H), 3.25 (s, 3H), 2.50 (s, 3H). Mass spectrum (ESI, m/z):

5 Calcd. for C₁₄H₁₅NO₂S₂, 294.1 (M+H), found 294.3.

b) 4-(Methylphenylamino)-5-methylthiophene-2-

carboxamidine: Methyl 4-[(2-methylphenyl)amino]-5-methylthiophene-2-carboxylate (23 mg, 0.078 mmol) was treated as in Example 241, step (c), but without HPLC purification to give 5.6 mg of the title compound (26 %) as
10 a yellow glass. ¹H-NMR (CD₃OD, 400 MHz) δ 7.83 (s, 1H), 7.24-6.71 (m, 4H), 3.27 (s, 3H), 2.57 (s, 3H). Mass spectrum (ESI, m/z): Calcd. for C₁₃H₁₅N₃S₂, 278.1 (M+H), found 278.3.

Example 248

15 **a) Methyl 5-methyl-4-(phenylamino)thiophene-2-carboxylate:** A stirred suspension of 400 mg (1.7 mmol) methyl 5-methyl-4-bromo-thiophene-2-carboxylate and 192 μL (2.1 mmol, 1.25 eq) of aniline (Aldrich, Milwaukee, WI) was treated in a manner similar to Example 241, step (b) to give 66 mg of the title compound (16 %) as a brown glass. ¹H-NMR (DMSO-d₆, 400 MHz)
20 δ 7.70 (s, 1H), 7.56 (s, 1H), 7.17 (m, 2H), 6.72 (m, 3H), 3.79 (s, 3H), 2.31 (s, 3H). Mass spectrum (MALDI, gentisic acid matrix, m/z): Calcd. for C₁₃H₁₃NO₂S, 248.1 (M+H), found 247.5.

b) 5-Methyl-4-(phenylamino)thiophene-2-carboxamidine:

Methyl 4-(methylphenylamino)-5-methylthiophene-2-carboxylate (66 mg,
25 0.27 mmol) was treated as in Example 241, step (c), but without HPLC purification to give 57 mg of the title compound (91 %) as a brown glass. ¹H-NMR (DMSO-d₆, 400 MHz) δ 9.17 (s, 2H), 8.85 (s, 2H), 7.98 (s, 1H), 7.85 (s, 1H), 7.21-6.73 (m, 5H), 2.39 (s, 3H). Mass spectrum (ESI, m/z): Calcd. for C₁₂H₁₃N₃S, 232.1 (M+H), found 232.2.

30

Example 249

a) Methyl 4-[[4-(dimethylamino)phenyl]amino]-5-

methylthiophene-2-carboxylate: A stirred suspension of 100 mg (0.267 mmol) methyl 5-methyl-4-bromo-thiophene-2-carboxylate and 66 mg (0.35

mmol, 1.3 eq) of 4-amino-N,N-dimethylaniline (Fluka, Milwaukee, WI) was treated in a manner similar to Example 241, step (b), but eluting with 1:1 ethyl acetate/hexane for preparative thin-layer chromatography purification, to give 86 mg of the title compound (quantitative yield) as an orange glass. ¹H-NMR (CDCl₃, 400 MHz) δ 7.53 (s, 1H), 7.16 and 6.62 (AB quartet, 4H, J=8.9 Hz), 5.99 (s, 1H), 3.86 (s, 3H), 2.94 (s, 6H), 2.39 (s, 3H). Mass spectrum (ESI, m/z): Calcd. for C₁₅H₁₈N₂O₂S₂, 323.1 (M+H), found 323.3.

b) 4-[[4-(Dimethylamino)phenyl]amino]-5-methylthiophene-2-carboxamide: Methyl 4-(methylphenylamino)-5-methylthiophene-2-carboxylate (86 mg, 0.267 mmol) was treated as in Example 241, step (c), but without HPLC purification. This material was further purified by passing through 1 inch of basic alumina and eluting with 10 % methanol in dichloromethane (15 mL) to give 62 mg of the title compound (76 %) as a brown glass. ¹H-NMR (DMSO-d₆, 400 MHz) δ 8.95 (s, 4H), 7.75 (s, 1H), 7.56 (s, 1H), 6.97 and 6.72 (AB quartet, 4H, J=8.9 Hz), 2.83 (s, 6H), 2.44 (s, 3H). Mass spectrum (ESI, m/z): Calcd. for C₁₄H₁₈N₄S₂, 307.1 (M+H), found 307.3.

Example 250

4-[(4-Ethylphenyl)amino]-5-methylthiophene-2-carboxamide hydrochloride

a) Methyl 4-[(4-ethylphenyl)amino]-5-methylthiophene-2-carboxylate: To an oven-dried glass vial with stir bar was added a mixture of 100 mg (0.374 mmol) of methyl 4-bromo-5-methylthiophene-2-carboxylate (as prepared in Example 241, step (a)), 5.8 mg (6.9 mol %) of palladium (II) acetate, 21.7 mg (9.3 mol %) of racemic-2,2'-bis(diphenylphosphino)-1,1'-binaphthyl, 171.5 mg (0.526 mmol) of cesium carbonate and 59 mg (0.487 mmol) of 4-ethylaniline. The vial was transferred to a glove bag, flushed with dry argon and anhydrous toluene (749 μL) was added. The vial was capped with a Teflon-lined screw cap and heated at 100 °C for 48 h. The cooled suspension was filtered (Celite) washing with ethyl acetate (2 x 2 mL), and the solvents removed in vacuo. The resulting residue was purified on 1 mm silica prep plates eluting with 40% methylene chloride-hexanes to afford 14 mg (12 %) of methyl 4-[(4-ethylphenyl)amino]-5-

methylthiothiophene-2-carboxylate as a pale yellow resin which was used directly in the following step.

b) **4-[(4-Ethylphenyl)amino]-5-methylthiothiophene-2-carboxamide hydrochloride:** Trimethylaluminum (2.0 M in toluene, 0.182 mL, 0.363 mmol) was added dropwise to a suspension of ammonium chloride (19 mg, 0.363 mmol) in anhydrous toluene (1 mL) under Ar at 0°C. The mixture was stirred at 25 °C for 30 min and then 14 mg (0.036 mmol) of methyl 4-[(4-ethylphenyl)amino]-5-methylthiothiophene-2-carboxylate (as prepared in previous step) was added. The reaction mixture was heated slowly to 100 °C and stirred for 4 h. The cooled mixture was added to a vigorously stirred slurry of silica gel (1.3 g) in chloroform (20 mL). The suspension was filtered (silica) washing with 50 % MeOH-CH₂Cl₂ (2 x 50 mL). The washings were concentrated and the resulting residue was purified on a 0.5 mm silica prep plate eluting with a 10 % MeOH-CH₂Cl₂ to afford 8 mg (67 %) of 4-[(4-ethylphenyl)amino]-5-methylthiothiophene-2-carboxamide hydrochloride as a yellow oil. ¹H-NMR (CD₃OD, 400 MHz) δ 7.84 (s, 1H), 7.14 (d, 2H, 8 Hz), 7.01 (d, 2H, 8 Hz), 2.55 (q, 2H, 65.5 Hz), 2.48 (s, 3H), 1.23 (t, 3H, 15.2 Hz). Mass spectrum (ESI, m/z): Calcd. for C₁₄H₁₇N₃S₂, 292.1 (M+H), found 292.5.

20

Example 251

5-Methylthio-4-[[4-(phenylmethoxy)phenyl]amino]thiophene-2-carboxamide hydrochloride

a) **Methyl 5-methylthio-4-[[4-(phenylmethoxy)phenyl]amino]thiophene-2-carboxylate:** The same procedure as in Example 250, step a was followed using 100 mg (0.374 mmol) of methyl 4-bromo-5-methylthiothiophene-2-carboxylate (as prepared in Example 241, step (a)), 5.5 mg (6.5 mol %) of palladium (II) acetate, 23.6 mg (10.1 mol %) of racemic-2,2'-bis(diphenylphosphino)-1,1'-binaphthyl, 194 mg (0.595 mmol) of cesium carbonate, 97.3 mg (0.488 mmol) of 4-benzyloxyaniline and 749 μL of toluene, and chromatographed as before using 40 % CH₂Cl₂-hexane to afford 7 mg (5 %) of methyl 5-methylthio-4-[[4-(phenylmethoxy)phenyl]amino]thiophene-2-carboxylate as a yellow resin which was used directly in the following step.

b) **5-Methylthio-4-[[4-(phenylmethoxy)phenyl]amino]thiophene-2-carboxamide hydrochloride:** The same procedure as in Example 250,

step (b) was followed using 7 mg (0.018 mmol) of methyl 5-methylthio-4-{{4-(phenylmethoxy)phenyl}amino}thiophene-2-carboxylate (as prepared in previous step), 0.091 mL of trimethylaluminum (2.0 M in toluene, 0.182 mmol), 10 mg of ammonium chloride (0.182 mmol) and 1 mL of toluene, and
5 purified on a 0.5 mm silica prep plate eluting with 10 % MeOH-CH₂Cl₂ to afford 3 mg (41 %) of 5-methylthio-4-{{4-(phenylmethoxy)phenyl}amino}thiophene-2-carboxamide hydrochloride as a yellow oil. ¹H-NMR (CD₃OD, 400 MHz) δ 7.72 (s, 1H), 7.45 (d, 2H, 7 Hz), 7.39 (t, 2H, 9 Hz), 7.37 (d, 1H, 12 Hz), 7.06 (d, 2H, 12Hz), 6.97 (d, 2H, 12Hz), 5.08 (s, 2H), 2.46 (s, 3H). Mass spectrum (ESI, m/z): Calcd. for C₁₉H₁₉N₃OS₂, 370.1 (M+H), found 370.3.

Example 252

15 **5-Methylthio-4-{{4-(phenylamino)phenyl}amino}thiophene-2-carboxamide hydrochloride**

a) **Methyl 5-methylthio-4-{{4-(phenylamino)phenyl}amino}thiophene-2-carboxylate:** The same procedure as in Example 250, step (a) was followed using 100 mg (0.374 mmol) of methyl 4-bromo-5-
20 methylthiothiophene-2-carboxylate (as prepared in Example 241, step a), 5.5 mg (6.5 mol %) of palladium (II) acetate, 21.6 mg (9.3 mol %) of racemic-2,2'-bis(diphenylphosphino)-1,1'-binaphthyl, 173.7 mg (0.533 mmol) of cesium carbonate, 92.3 mg (0.500 mmol) of N-phenyl-1,4-phenylenediamine, and 749 μL of toluene, and chromatographed as before using 40 % CH₂Cl₂-
25 hexane to afford 58 mg (42 %) of methyl 5-methylthio-4-{{4-(phenylamino)phenyl}amino}thiophene-2-carboxylate as a brown solid. ¹H-NMR (DMSO-d₆, 400 MHz) δ 7.85 (s, 1H), 7.61 (s, 1H), 7.48 (s, 1H), 7.14 (t, 2H, 16 Hz), 6.99 (d, 2H, 16 Hz), 6.90 (q, 4H, 44 Hz), 6.70 (t, 2H, 4 Hz), 3.77 (s, 3H), 2.43 (s, 3H).

30 b) **5-Methylthio-4-{{4-(phenylamino)phenyl}amino}thiophene-2-carboxamide hydrochloride:** The same procedure as in Example 250, step (b) was followed using 58 mg (0.156 mmol) of methyl 5-methylthio-4-{{4-(phenylamino)phenyl}amino}thiophene-2-carboxylate (as prepared in previous step), 0.783 mL of trimethylaluminum (2.0 M in toluene, 1.56 mmol), 84 mg
35 of ammonium chloride (1.56 mmol) and 10 mL of toluene, and purified by

passing through a pad of silica eluting with 50 % MeOH-CH₂Cl₂ to afford 50 mg (75 %) of the 5-methylthio-4-[[4-(phenylamino)phenyl]amino]thiophene-2-carboxamide hydrochloride as a brown solid. ¹H-NMR (DMSO-d₆, 400 MHz) δ 7.91 (d, 2H, 12 Hz), 7.78 (s, 1H), 7.20 (t, 3H, 12 Hz), 7.04-6.94 (m, 5H), 6.71 (m, 1H), 2.47 (s, 3H). Mass spectrum (ESI, m/z): Calcd. for C₁₈H₁₈N₄S₂, 355.1 (M+H), found 355.4.

Example 253

10 **4-[(4-Methoxyphenyl)amino]-5-methylthiophene-2-carboxamide hydrochloride**

a) Methyl 4-[(4-methoxyphenyl)amino]-5-methylthiophene-2-carboxylate: To an oven-dried glass vial with stir bar was added a mixture of 120 mg (0.449 mmol) of methyl 4-bromo-5-methylthiophene-2-carboxylate (as prepared in Example 241, step (a)), 7.1 mg (7 mol %) of palladium (II) acetate, 29.4 mg (10.5 mol %) of racemic-2,2'-bis(diphenylphosphino)-1,1'-binaphthyl, 205 mg (0.629 mmol) of cesium carbonate and 69.1 mg (0.561 mmol) of p-anisidine. The vial was transferred to a glove bag, flushed with dry argon and anhydrous toluene (0.9 mL) was added. The vial was capped with a Teflon-lined screw cap and heated at 100 °C for 48 h. To the cooled suspension was added ethyl acetate (4 mL), the mixture filtered (Celite) washing with ethyl acetate (2 x 2 mL), and the solvents removed in vacuo. The resulting residue was purified by silica gel preparative thin layer chromatography (40% CH₂Cl₂ in hexane) to afford 83 mg (60 %) of the title compound as a yellow oil. ¹H-NMR (CDCl₃, 400 MHz) δ 2.39 (s, 3H), 3.82 (s, 3H), 3.87 (s, 3H), 6.03 (s, 1H), 6.89 (m, 2H), 7.03 (m, 2H), 7.58 (s, 1H).

b) 4-[(4-Methoxyphenyl)amino]-5-methylthiophene-2-carboxamide hydrochloride: Trimethylaluminum (2.0 M in toluene, 2 mL, 4 mmol) was added dropwise to a suspension of ammonium chloride (216 mg, 4 mmol) in anhydrous toluene (1 mL) under Ar at room temperature. The mixture was stirred at 25 °C for 30 min and then 80 mg (0.259 mmol) of methyl 4-[(4-methoxyphenyl)amino]-5-methylthiophene-2-carboxylate (as prepared in previous step) in anhydrous toluene (1 mL) was added. The

reaction mixture was heated slowly to 100 °C and stirred for 2.5 h. The cooled mixture was added to a vigorously stirred slurry of silica gel (3 g) in chloroform (20 mL). The suspension was filtered washing with MeOH (4 x 5 mL) and 50 % MeOH-CH₂Cl₂ (4 x 5 mL). The combined washings were concentrated and the resulting residue was purified on a 2-g silica SPE column with 5 % MeOH-CH₂Cl₂ to afford 50 mg (59 %) of the title compound as an orange solid. ¹H-NMR (DMSO-d₆; 400 MHz) δ 2.44 (s, 3H), 3.69 (s, 3H), 6.84 (m, 2H), 6.98 (m, 2H), 7.73 (s, 1H), 7.84 (s, 1H), 9.01 (br s, 2H), 9.24 (br s, 2H). Mass spectrum (ESI, m/z): Calcd. for C₁₃H₁₅N₃OS₂, 294.1 (M+H), found 294.2.

Example 254

4-[(3-Fluoro-4-methylphenyl)amino]-5-methylthiophene-2-carboxamide

a) Methyl 4-[(3-fluoro-4-methylphenyl)amino]-5-methylthiophene-2-carboxylate: To an oven-dried glass vial with stir bar was added a mixture of 120 mg (0.449 mmol) of methyl 4-bromo-5-methylthiophene-2-carboxylate (as prepared in Example 241, step (a), 41 mg (10 mol %) of tris-(dibenzylideneacetone)dipalladium, 42 mg (15 mol %) of racemic-2,2'-bis(diphenylphosphino)-1,1'-binaphthyl, 205 mg (0.629 mmol) of cesium carbonate and 70 mg (0.56 mmol) of 3-fluoro-4-methylaniline. The vial was transferred to a glove bag, flushed with dry argon and anhydrous toluene (0.9 mL) was added. The vial was capped with a Teflon-lined screw cap and heated at 100 °C for 48 h. To the cooled suspension was added ethyl acetate (4 mL), the mixture filtered (Celite) washing with ethyl acetate (2 x 2 mL), and the solvents removed in vacuo. The resulting residue was purified by silica gel preparative thin layer chromatography (10% Et₂O in hexane) to afford 103 mg (78 %) of the title compound as a yellow oil. ¹H-NMR (CDCl₃, 400 MHz) δ 2.22 (d, 3H, J = 1.6 Hz), 2.40 (s, 3H), 3.89 (s, 3H), 6.09 (s, 1H), 6.68 (m, 1H), 6.71 (s, 1H), 7.08 (m, 1H), 7.72 (s, 1H).

b) 4-[(3-Fluoro-4-methylphenyl)amino]-5-methylthiophene-2-carboxamide: The same procedure as in Example 253, step (b) was

followed using 103 mg (0.349 mmol) of methyl 4-[(3-fluoro-4-methylphenyl)amino]-5-methylthiophene-2-carboxylate (as prepared in previous step), 2 mL of trimethylaluminum (2.0 M in toluene, 4 mmol), 216 mg of ammonium chloride (4 mmol) and 2 mL of toluene, and purified on a 5 2-g silica SPE column with 5 % MeOH-CH₂Cl₂ to afford 45 mg (44 %) of the title compound as a yellow foam ¹H-NMR (DMSO-d₆; 400 MHz) δ 2.13 (s, 3H), 2.50 (s, 3H), 6.70 (m, 2H), 7.10 (m, 1H), 7.98 (s, 1H), 8.09 (s, 1H), 9.16 (br s, 4H). Mass spectrum (ESI, m/z): Calcd. for C₁₃H₁₄FN₃S₂, 296.1 (M+H), found 296.2.

10

Example 255

4-(Indan-5-ylamino)-5-methylthiophene-2-carboxamide

15 **a) Methyl 4-(indan-5-ylamino)-5-methylthiophene-2-carboxylate:** The same procedure as in Example 254, step (a) was followed using 120 mg (0.449 mmol) of methyl 4-bromo-5-methylthiophene-2-carboxylate (as prepared in Example 241, step (a), 41 mg (10 mol %) of tris-(dibenzylideneacetone)dipalladium, 42 mg (15 mol %) of racemic-2,2'-
20 bis(diphenylphosphino)-1,1'-binaphthyl, 205 mg (0.629 mmol) of cesium carbonate and 74.8 mg (0.56 mmol) of 5-aminoindan in 900 μL of toluene, and chromatographed as before using 40 % CH₂Cl₂-hexane to afford 100 mg (73 %) of the title compound as a yellow resin. ¹H-NMR (CDCl₃, 400 MHz) δ 2.05-2.12 (m, 2H), 2.85-2.90 (m, 4H), 3.86 (s, 3H), 6.09 (s, 1H), 6.82 (d, 1H, J = 8.0 Hz), 6.93 (s, 1H), 7.14 (d, 1H, J = 8.0 Hz), 7.70 (s, 1H).

25

b) 4-(Indan-5-ylamino)-5-methylthiophene-2-carboxamide: The same procedure as in Example 253, step (b) was followed using 100 mg (0.33 mmol) of methyl 4-(indan-5-ylamino)-5-methylthiophene-2-carboxylate (as prepared in previous step), 2 mL of
30 trimethylaluminum (2.0 M in toluene, 4 mmol), 216 mg of ammonium chloride (4 mmol) and 2 mL of toluene, and purified on a 2-g silica SPE column with 5 % MeOH-CH₂Cl₂ to afford 65 mg (65 %) of the title compound as a yellow foam. ¹H-NMR (DMSO-d₆, 400 MHz) δ 1.99 (m, 2H), 2.48 (s, 3H), 2.78 (m, 4H), 6.77 (dd, 1H, J = 8.0, 1.78 Hz), 6.86 (s, 1H), 7.08 (d, 1H, J

= 8.1 Hz), 7.80 (s, 1H), 7.94 (s, 1H), 9.13 (br s, 4H). Mass spectrum (ESI, m/z): Calcd. for C₁₅H₁₇N₃S₂, 304.1 (M+H), found 304.3.

Example 256

4-[(9-Ethylcarbazol-3-yl)amino]-5-methylthiophene-2-carboxamide

a) Methyl 4-[(9-ethylcarbazol-3-yl)amino]-5-

methylthiophene-2-carboxylate: The same procedure as in Example 254,

10 step (a) was followed using 120 mg (0.449 mmol) of methyl 4-bromo-5-methylthiophene-2-carboxylate (as prepared in Example 241, step (a), 41 mg (10 mol %) of tris-(dibenzylideneacetone)dipalladium, 42 mg (15 mol %) of racemic-2,2'-bis(diphenylphosphino)-1,1'-binaphthyl, 205 mg (0.629 mmol) of cesium carbonate and 118 mg (0.56 mmol) of 3-amino-9-

15 ethylcarbazole in 900 μ L of toluene, and chromatographed as before using 40 % CH₂Cl₂-hexane to afford 80 mg (47 %) of the title compound as a yellow resin. ¹H-NMR (CDCl₃, 400 MHz) δ 1.46 (t, 3H, J = 7.2 Hz), 2.44 (s, 3H), 3.85 (s, 3H), 4.39 (q, 2H, J = 7.2 Hz), 6.25 (s, 1H), 7.24 (m, 1H), 7.28 (s, 1H), 7.40 (m, 2H), 7.49 (m, 1H), 7.61 (s, 1H), 7.83 (d, 1H, J = 2.1 Hz), 8.06 (d, 1H,

20 J = 7.8 Hz).

b) 4-[(9-Ethylcarbazol-3-yl)amino]-5-methylthiophene-2-

carboxamide: The same procedure as in Example 253, step (b) was followed using 80 mg (0.21 mmol) of methyl 4-[(9-ethylcarbazol-3-yl)amino]-5-methylthiophene-2-carboxylate (as prepared in previous step), 2 mL of

25 trimethylaluminum (2.0 M in toluene, 4 mmol), 216 mg of ammonium chloride (4 mmol) and 2 mL of toluene, and purified on a 2-g silica SPE column with 5 % MeOH-CH₂Cl₂ to afford 56 mg (70 %) of the title compound as a yellow foam. ¹H-NMR (DMSO-d₆, 400 MHz) δ 1.31 (t, 3H, J = 7.0 Hz), 2.50 (s, 3H), 4.42 (q, 2H, J = 7.0 Hz), 7.14 (m, 1H), 7.27 (dd, 1H, J = 8.7, 2.1

30 Hz), 7.43 (m, 1H), 7.56 (m, 2H), 7.82 (d, 1H, J = 2.0 Hz), 7.87 (s, 1H), 7.92 (s, 1H), 8.10 (d, 1H, J = 7.7 Hz), 9.11 (br s, 4H). Mass spectrum (ESI, m/z): Calcd. for C₂₀H₂₀N₄S₂, 381.1 (M+H), found 381.3.

Examples 257 and 258

5-Methylthio-4-[(4-phenylphenyl)sulfonyl]amino}thiophene-2-carboxamide trifluoroacetate**5 4-{Bis[(4-phenylphenyl)sulfonyl]amino}-5-methylthiothiophene-2-carboxamide trifluoroacetate****a) Methyl 5-methylthio-4-[(phenylsulfonyl)amino]thiophene-2-carboxylate and methyl 4-{bis[(4-phenylphenyl)sulfonyl]amino}-5-**

10 methylthio-thiophene-2-carboxylate: To an oven-dried round bottom flask with stir bar was added a mixture of 50 mg (0.24 mmol) of methyl 4-amino-5-methylthiothiophene-2-carboxylate (as prepared in Example 202), 68 mg (0.27 mmol) of 4-biphenylsulfonyl chloride and 50 mg (0.49 mmol) of 4-dimethylaminopyridine. The flask was flushed with dry argon and anhydrous acetonitrile (3 mL) was added. The reaction was refluxed for 3 hours and then
15 the solvent was removed *in vacuo*. The crude of the reaction was extracted with ethyl acetate (2 x 25 mL) and 1N HCl (50 mL), The organic layer was collected, dried (Na₂SO₄), filtered and concentrated under vacuum to yield a foam that was chromatographed on silica with 30 % ethyl ether-hexane to
20 obtain 143 mg of a mixture of methyl 5-methylthio-4-[(phenylsulfonyl)amino]thiophene-2-carboxylate and methyl 4-{bis[(4-phenylphenyl)-sulfonyl]amino}-5-methylthiothiophene-2-carboxylate. This mixture was used in the next reaction without further purification. Mass spectrum (ESI, m/z): Calcd. for C₁₉H₁₇NO₄S₃, 420.0 (M+H), found 419.7.

25 b) 5-Methylthio-4-[(4-phenylphenyl)sulfonyl]amino}thiophene-2-carboxamide trifluoroacetate and 4-{bis[(4-phenylphenyl)sulfonyl]amino}-5-methylthiothiophene-2-carboxamide trifluoroacetate:

Trimethylaluminum (2.0 M in toluene, 1.36 mL, 2.72 mmol) was added dropwise to a suspension of ammonium chloride (155 mg, 2.89 mmol) in
30 anhydrous toluene (2.0 mL) under Ar at 0 °C. The mixture was stirred at 25 °C for 30 min and then 143 mg of a mixture of methyl 5-methylthio-4-[(phenylsulfonyl)amino]thiophene-2-carboxylate and methyl 4-{bis[(4-phenylphenyl)sulfonyl]amino}-5-methylthiothiophene-2-carboxylate (as prepared in previous step) in anhydrous toluene (2.0 mL) was added. The
35 reaction mixture was heated slowly to 100 °C and stirred for 4 h. The cooled mixture was added to a vigorously stirred slurry of silica gel (3 g) in

chloroform (15 mL). The suspension was filtered (Celite) washing with 25 % MeOH-CH₂Cl₂ (2 x 5 mL), 50 % MeOH-CH₂Cl₂ (2 x 5 mL) and 75 % MeOH-CH₂Cl₂ (2 x 5 mL). The combined washings were concentrated and the resulting residue was purified on a 10-g silica SPE column with a gradient of 10-15 % MeOH-CH₂Cl₂ saturated with ammonia to afford 66 mg of a mixture of the title compounds as a yellow solid. This mixture was chromatographed by preparative reverse phase HPLC performed with a Rainin SD-1 Dynamax system and a 2-in. C18 reverse phase Dynamax 60A column using a gradient of 30% MeOH /0.1% TFA in water to 100% MeOH and a flow rate of 50 mL/ min. to yield 15 mg 5-methylthio-4-[(4-phenylphenyl)sulfonyl]amino}thiophene-2-carboxamide trifluoroacetate; mass spectrum (ESI, m/z): Calcd. for C₁₈H₁₇N₃O₂S₃, 404.0 (M+H), found 404.1; and 11 mg of 4-{bis[(4-phenylphenyl)sulfonyl]amino}-5-methylthiothiophene-2-carboxamide trifluoroacetate. Mass spectrum (ESI, m/z): Calcd. for C₃₀H₂₅N₃O₄S₄, 619.8 (M+H), found 620.2.

Examples 259 to 282

The same methods as for Examples 257 and 258 were used to synthesize the following compounds:

Examp	Reagent	Compound	Formula	Mass spec, ESI, m/z	
				Calc. M+H	Found
259	1-Naphthalenesulfonyl chloride	5-Methylthio-4-[(2-naphthylsulfonyl)-amino]thiophene-2-carboxamide	C ₁₆ H ₁₅ N ₃ O ₂ S ₃	378.0	378.1
260	1-Naphthalenesulfonyl chloride	4-[Bis(2-naphthylsulfonyl)amino]-5-methylthiothiophene-2-carboxamide	C ₂₆ H ₂₁ N ₃ O ₄ S ₄	568.0	568.1
261	7-Bromonaphthalene sulfonyl chloride	4-[[6-Bromo(2-naphthyl)sulfonyl]amino]-5-methylthiothiophene-2-carboxamide	C ₁₆ H ₁₄ BrN ₃ O ₂ S ₃	455.9	*
262	7-Bromonaphthalene sulfonyl chloride	4-{Bis[(6-bromo(2-naphthyl)sulfonyl)amino]-5-methylthiothiophene-2-carboxamide	C ₂₆ H ₁₉ Br ₂ N ₃ O ₄ S ₄	723.9	*
263	2-Naphthalenesulfonyl chloride	5-Methylthio-4-[(naphthylsulfonyl)-amino]thiophene-2-carboxamide	C ₁₆ H ₁₅ N ₃ O ₂ S ₃	378.0	378.1
264	2-Naphthalenesulfonyl chloride	4-[Bis(naphthylsulfonyl)amino]-5-methylthiothiophene-2-carboxamide	C ₂₆ H ₂₁ N ₃ O ₄ S ₄	568.7	568.3
265	o-Toluenesulfonyl chloride	4-[[2-Methylphenyl)sulfonyl]amino]-5-methylthiothiophene-2-carboxamide	C ₁₃ H ₁₅ N ₃ O ₂ S ₃	342.4	342.1
266	o-Toluenesulfonyl chloride	4-{Bis[(2-methylphenyl)sulfonyl]amino}-5-methylthiothiophene-2-carboxamide	C ₂₀ H ₂₁ N ₃ O ₄ S ₄	496.6	496.1
267	m-Toluenesulfonyl chloride	4-[[3-Methylphenyl)sulfonyl]amino]-5-methylthiothiophene-2-carboxamide	C ₁₃ H ₁₅ N ₃ O ₂ S ₃	342.0	342.1
268	m-Toluenesulfonyl chloride	4-{Bis[(3-methylphenyl)sulfonyl]amino}-5-methylthiothiophene-2-carboxamide	C ₂₀ H ₂₁ N ₃ O ₄ S ₄	496.6	496.0
269	p-Toluenesulfonyl chloride	4-[[4-Methylphenyl)sulfonyl]amino]-5-methylthiothiophene-2-carboxamide	C ₁₃ H ₁₅ N ₃ O ₂ S ₃	342.0	342.1
270	p-Toluenesulfonyl chloride	4-{Bis[(4-methylphenyl)sulfonyl]amino}-5-methylthiothiophene-2-carboxamide	C ₂₀ H ₂₁ N ₃ O ₄ S ₄	496.6	496.1
271	α-Toluenesulfonyl chloride	5-Methylthio-4-[[benzylsulfonyl]amino]-thiophene-2-carboxamide	C ₁₃ H ₁₅ N ₃ O ₂ S ₃	342.0	342.1

Examp	Reagent	Compound	Formula	Mass spec, ESI, m/z	
				Calc, M+H	Found
272	4-Methoxybenzene-sulfonyl chloride	4-{{(4-Methoxyphenyl)sulfonyl}amino}-5-methylthiophene-2-carboxamide	C13H15N3O3S3	358.0	358.1
273	4-Methoxybenzene-sulfonyl chloride	4-{Bis[(4-methoxyphenyl)sulfonyl]amino}-5-methylthiophene-2-carboxamide	C20H21N3O6S4	528.0	528.0
274	4-Iodobenzenesulfonyl chloride	4-{{(4-Iodophenyl)sulfonyl}amino}-5-methylthiophene-2-carboxamide	C12H12IN3O2S3	453.9	454.0
275	3,4-Dimethoxybenzene sulfonyl chloride	4-{{(3,4-Dimethoxyphenyl)sulfonyl}amino}-5-methylthiophene-2-carboxamide	C14H17N3O4S3	388.0	388.1
276	3,4-Dimethoxybenzene sulfonyl chloride	4-{bis[(3,4-Dimethoxyphenyl)sulfonyl]amino}-5-methylthiophene-2-carboxamide	C22H25N3O8S4	588.0	588.1
277	2-Chlorobenzenesulfonyl chloride	4-{{(2-Chlorophenyl)sulfonyl}amino}-5-methylthiophene-2-carboxamide	C12H12ClN3O2S3	361.9	362.1
278	3-Chlorobenzenesulfonyl chloride	4-{{(3-Chlorophenyl)sulfonyl}amino}-5-methylthiophene-2-carboxamide	C12H12ClN3O2S3	361.9	362.1
279	3-Chlorobenzenesulfonyl chloride	4-{Bis[(3-chlorophenyl)sulfonyl]amino}-5-methylthiophene-2-carboxamide	C18H15Cl2N3O4S4	535.9	537.9
280	4-Chlorobenzenesulfonyl chloride	4-{{(4-Chlorophenyl)sulfonyl}amino}-5-methylthiophene-2-carboxamide	C12H12ClN3O2S3	361.9	362.1
281	4-Chlorobenzenesulfonyl chloride	4-{Bis[(4-chlorophenyl)sulfonyl]amino}-5-methylthiophene-2-carboxamide	C18H15Cl2N3O4S4	535.9	*
282	Benzenesulfonyl chloride	5-Methylthio-4-[(phenylsulfonyl)amino]-thiophene-2-carboxamide	C12H13N3O2S3	328.0	328.1

Examp	Reagent	Compound	Formula	Mass spec, ESI, m/z	
				Calc, M+H	Found
283	Benzenesulfonyl chloride	4-[Bis(phenylsulfonyl)amino]-5-methylthiophene-2-carboxamide	C18H17N3O4S4	468.0	467.9
284	4-tert-Butylbenzenesulfonyl chloride	4-{{[4-(tert-butyl)phenyl]sulfonyl}amino}-5-methylthiophene-2-carboxamide	C16H21N3O2S3	384.0	384.2
285	4-tert-Butylbenzenesulfonyl chloride	4-(Bis{{[4-(tert-butyl)phenyl]sulfonyl}amino}-5-methylthiophene-2-carboxamide	C26H33N3O4S4	580.1	580.2
286	Trans-β-styrene sulfonyl chloride	4-{{[(1E)-2-Phenylvinyl]sulfonyl}amino}-5-methylthiophene-2-carboxamide	C14H15N3O2S3	354.0	*
287	4-benzenesulfonylthiophene-2-sulfonyl chloride	5-Methylthio-4-{{[4-(phenylsulfonyl)(2-thienyl)]sulfonyl}amino}thiophene-2-carboxamide	C16H15N3O4S5	473.9	474.1

* Mass spectral data inconclusive.

mg of NaOH dissolved in 10 ml of H₂O. The reaction was stirred for 5 hours at room temperature, and then the solvents were removed under vacuum. The residue of the reaction was extracted with ethyl acetate (2 x 50 mL) and 1N HCl. The organic layer was collected, dried (Na₂SO₄), filtered and concentrated under vacuum to yield 833 mg (89%) of 4-bromo-5-methylthiophene-2-carboxylic acid as a white solid.

b) 5-Methylthio-4-(phenylsulfonyl)thiophene-2-carboxylic acid:

To an oven-dried round bottom flask with stir bar was added 100 mg (0.39 mmol) 4-bromo-5-methylthiophene-2-carboxylic acid (as prepared in Example before). The flask was flushed with dry argon and anhydrous tetrahydrofuran (3 mL) was added. Then the solution was cooled at -78 °C before adding 511 µL of tert-butyl lithium (0.87 mmol, 1.7 M in tetrahydrofuran). The mixture was stirred for a period of 45 minutes and 77 mg of benzenesulfonyl flouride (0.39 mmol) was added and the reaction was allowed to rise to room temperature. The reaction was stirred for 12 hours and then quenched carefully with H₂O. The solvents were removed under vacuum and the residue of the reaction was extracted with ethyl acetate (2 x 50 ml) and 1N HCl. The organic layer was collected, dried (Na₂SO₄), filtered and concentrated under vacuum to yield 130 mg of a solid. This solid was used in the next step without further purification.

c) Methyl 5-methylthio-4-(phenylsulfonyl)thiophene-2-carboxylate: To a solution of 25 mg of the mixture from the previous step dissolved in 3 mL of MeOH wa added dropwise 397 µL of trimethylsilyldiazomethane (0.79 mmol, 2 M solution in hexanes) and the reaction was stirred for a period of 1 hour. The solvents were removed under vacuum. The resulting residue was purified on a 10-g silica SPE column with a gradient of 50-100 % ethyl acetate-hexane to yield 13.8 mg of methyl 5-methylthio-4-(phenylsulfonyl)thiophene-2-carboxylate. Mass spectrum (ESI, m/z): Calcd. C₁₃H₁₂O₄S₃, 329.0 (M+H), found 329.0.

d) 5-Methylthio-4-(phenylsulfonyl)thiophene-2-carboxamide trifluoroacetate: The same procedure as in Example 257, step (b) was followed using 13.8 mg (0.044 mmol) of methyl 5-methylthio-4-(phenylsulfonyl)thiophene-2-carboxylate (as prepared in the step before), 20 mg of ammonium chloride (0.376 mmol), 0.176 ml of trimethylaluminum (2.0

M in toluene, 0.353 mmol) and 3 ml of anhydrous toluene and chromatographed as before by preparative reverse phase HPLC performed with a Rainin SD-1 Dynamax system and a 2-in. C18 reverse phase Dynamax 60A column using a gradient of 30% MeOH /0.1% TFA in water to 100%
5 MeOH and a flow rate of 50 mL/ min to yield 2.3 mg of 5-methylthio-4-(phenylsulfonyl)thiophene-2-carboxamidine . ¹H-NMR (CD₃OD, 400 MHz) δ 8.42 (s, 1H), 8.04 (m, 2H), 7.70 (m, 2H), 7.62 (m, 1H) and 2.70 (s, 3H). Mass spectrum (ESI, m/z): Calcd. C₁₂H₁₂N₂O₂S₃, 313.0 (M+H), found 313.2.

5

Example 290
Tablet Preparation

Tablets containing 25.0, 50.0, and 100.0 mg, respectively, of the following active compounds are prepared as illustrated below:

- 10 a. 4-(4-methylthiazol-2-yl)-5-methylthiophene-2-carboxamide;
- b. 4-[4-(4-phenylphenyl)thiazol-2-yl]-5-methylthiophene-2-carboxamide.

**TABLET FOR DOSES CONTAINING FROM
25-100 MG OF THE ACTIVE COMPOUND**

		<u>Amount-mg</u>		
15	Active Compound	25.0	50.0	100.00
	Microcrystalline cellulose	37.25	100.0	200.0
	Modified food corn starch	37.25	4.25	8.5
	Magnesium stearate	0.50	0.75	1.5

20 All of the active compound, cellulose, and a portion of the cornstarch are mixed and granulated to 10% corn starch paste. The resulting granulation is sieved, dried and blended with the remainder of the corn starch and the magnesium stearate. The resulting granulation is then compressed into tablets containing 25.0, 50.0, and 100.0 mg, respectively, of active ingredient per tablet.

25

Example 291

Intravenous Solution Preparation

An intravenous dosage form of the above-indicated active compounds is prepared as follows:

-275-

5	Active Compound	0.5-10.0 mg
	Sodium Citrate	5-50 mg
	Citric Acid	1-15 mg
	Sodium Chloride	1-8 mg
	Water for Injection (USP)	q.s. to 1 ml

10 Utilizing the above quantities, the active compound is dissolved at room temperature in a previously prepared solution of sodium chloride, citric acid, and sodium citrate in Water for Injection (USP, see page 1636 of United States Pharmacopeia/National Formulary for 1995, published by United States Pharmacopeial Convention, Inc., Rockville, Maryland (1994).

15

Example 292

In vitro Inhibition of Purified Enzymes

Reagents: All buffer salts were obtained from Sigma Chemical Company (St. Louis, MO), and were of the highest purity available. The enzyme substrates, N-benzoyl-Phe-Val-Arg-*p*-nitroanilide (Sigma B7632),
20 N-benzoyl-Ile-Glu-Gly- Arg-*p*-nitroanilide hydrochloride (Sigma B2291), N-*p*-tosyl-Gly-Pro-Lys- *p*-nitroanilide (Sigma T6140), N-succinyl-Ala-Ala-Pro-Phe-*p*-nitroanilide (Sigma S7388) and N-CBZ-Val-Gly-Arg-*p*-nitroanilide (Sigma C7271) were obtained from Sigma. N-Succinyl-Ala-Ala-Pro-Arg-*p*-nitroanilide (BACHEM L-1720) and N-succinyl-Ala-Ala- Pro-Val-
25 *p*-nitroanilide (BACHEM L-1770) were obtained from BACHEM (King of Prussia, PA).

Human α -thrombin, human factor Xa and human plasmin were obtained from Enzyme Research Laboratories (South Bend, Indiana). Bovine α -chymotrypsin (Sigma C4129), bovine trypsin (Sigma T8642) and human
30 kidney cell urokinase (Sigma U5004) were obtained from Sigma. Human leukocyte elastase was obtained from Elastin Products (Pacific, MO).

K_i Determinations: All assays are based on the ability of the test compound to inhibit the enzyme catalyzed hydrolysis of a peptide *p*-nitroanilide substrate.

-276-

5 In a typical K_i determination, substrate is prepared in DMSO, and diluted into
an assay buffer consisting of 50 mM HEPES, 200 mM NaCl, pH 7.5. The
final concentrations for each of the substrates is listed below. In general,
substrate concentrations are lower than the experimentally determined value
for K_m . Test compounds are prepared as a 1.0 mg/mL solution in DMSO.
10 Dilutions are prepared in DMSO yielding 8 final concentrations encompassing
a 200 fold concentration range. Enzyme solutions are prepared at the
concentrations listed below in assay buffer.

In a typical K_i determination, into each well of a 96 well plate is
pipetted 280 μ L of substrate solution, 10 μ L of test compound solution, and
15 the plate allowed to thermally equilibrate at 37°C in a Molecular Devices plate
reader for > 15 minutes. Reactions were initiated by the addition of a 10 μ L
aliquot of enzyme and the absorbance increase at 405 nm is recorded for 15
minutes. Data corresponding to less than 10% of the total substrate hydrolysis
were used in the calculations. The ratio of the velocity (rate of change in
20 absorbance as a function of time) for a sample containing no test compound is
divided by the velocity of a sample containing test compound, and is plotted as
a function of test compound concentration. The data are fit to a linear
regression, and the value of the slope of the line calculated. The inverse of the
slope is the experimentally determined K_i value.

25 **Thrombin:** Thrombin activity was assessed as the ability to hydrolyze the
substrate N-succinyl-Ala-Ala-Pro-Arg-p-nitroanilide. Substrate solutions were
prepared at a concentration of 32 μ M ($32 \mu\text{M} \ll K_m = 180 \mu\text{M}$) in assay
buffer. Final DMSO concentration was 4.3%. Purified human α -thrombin
was diluted into assay buffer to a concentration of 15 nM. Final reagent
30 concentrations were: [thrombin] = 0.5 nM, [substrate
N-succinyl-Ala-Ala-Pro-Arg-p-nitroanilide] = 32 μ M.

Factor X [FXa]: FXa activity was assessed as the ability to hydrolyze the
substrate N-benzoyl-Ile-Glu-Gly-Arg-p-nitroanilide hydrochloride. Substrate
solutions were prepared at a concentration of 51 μ M ($51 \ll K_m = 1.3 \text{ mM}$) in
35 assay buffer. Final DMSO concentration was 4.3%. Purified activated human

-277-

5 Factor X was diluted into assay buffer to a concentration of 300 nM. Final reagent concentrations were: [FXa] = 10 nM, [N-benzoyl-Ile-Glu-Gly-Arg-*p*-nitroanilide hydrochloride] = 51 μ M.

Plasmin: Plasmin activity was assessed as the ability to hydrolyze the N-*p*-Tosyl-Gly-Pro-Lys-*p*-nitroanilide. Substrate solutions were prepared at a
10 concentration of 37 μ M (37 μ M \ll K_m = 243 μ M) in assay buffer. Final DMSO concentration was 4.3%. Purified human plasmin was diluted into assay buffer to a concentration of 240 nM. Final reagent concentrations were:
[Plasmin] = 8 nM, [N-*p*-Tosyl-Gly-Pro-Lys-*p*-nitroanilide] = 37 μ M.

Chymotrypsin: Chymotrypsin activity was assessed as the ability to
15 hydrolyze N-succinyl-Ala-Ala-Pro-Phe-*p*-nitroanilide. Substrate solutions were prepared at a concentration of 14 μ M (14 μ M \ll K_m = 62 μ M) in assay buffer. Final DMSO concentration was 4.3%. Purified bovine chymotrypsin was diluted into assay buffer to a concentration of 81 nM. Final reagent concentrations were: [Chymotrypsin] = 2.7 nM,

20 [N-succinyl-Ala-Ala-Pro-Phe-*p*-nitroanilide] = 14 μ M.

Trypsin: Trypsin activity was assessed as the ability to hydrolyze N-benzoyl-Phe-Val-Arg-*p*-nitroanilide. Substrate solutions were prepared at a
concentration of 13 μ M (13 μ M \ll K_m = 291 μ M) in assay buffer. Final DMSO concentration was 4.3%. Purified bovine trypsin was diluted into
25 assay buffer to a concentration of 120 nM. Final reagent concentrations were:
[Trypsin] = 4 nM, [N-benzoyl-Phe-Val-Arg-*p*-nitroanilide] = 13 μ M.

Elastase: Elastase activity was assessed as the ability to hydrolyze N-succinyl-Ala-Ala-Pro-Val-*p*-nitroanilide. Substrate solutions were prepared
at a concentration of 19 μ M (19 μ M \ll K_m = 89 μ M) in assay buffer. Final
30 DMSO concentration was 4.3%. Purified human leukocyte elastase was diluted into assay buffer to a concentration of 750 nM. Final reagent concentrations were: [Elastase] = 25 nM,

[N-succinyl-Ala-Ala-Pro-Val-*p*-nitroanilide] = 19 μ M.

Urokinase: Urokinase activity was assessed as the ability to hydrolyze
35 N-CBZ-Val-Gly-Arg-*p*-nitroanilide. Substrate solutions were prepared at a

-278-

5 concentration of 100 μM ($100 \mu\text{M} < K_m = 1.2\text{mM}$) in assay buffer. Final
DMSO concentration was 4.3%. Purified human kidney urokinase was diluted
into assay buffer to a concentration of 1.2 μM . Final reagent concentrations
were: [Urokinase] = 40 nM, and N-CBZ-Val-Gly-Arg-*p*-nitroanilide] = 100
mM.

10 The results of exemplary assays are shown in the following table.

5

Protease Inhibition Data

Protease	Ki <u>micromolar</u>	Example#
Trypsin	0.858	8
Trypsin	0.474	52
Factor Xa	2.73	94
Factor Xa	3.00	119
Chymo- trypsin	4.90	11
tPA	9.49	1
Plasmin	7.31	12
C1S	0.940	283

10

15

Additionally, the following compounds have Ki values in the range of 0.016 to 3.5 micromolar for uPA:

Ex. # 28, 40, 53, 79, 84, 89, 131, 138, 139, 140, 143, 145, 172, 187,
200, 204, 206, 208, 213, 220, 222, 223, 227, 233, 235, 239, 260, 281 and 288.

20

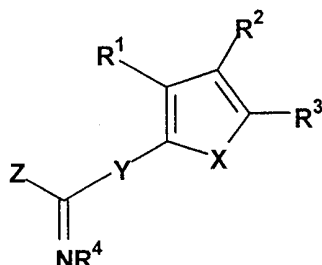
The results indicate that the compounds of the present invention are inhibitors of proteases, including urokinase.

Having now fully described this invention, it will be understood to those of ordinary skill in the art that the same can be performed within a wide and equivalent range of conditions, formulations, and other parameters without affecting the scope of the invention or any embodiment thereof. All patents and publications cited herein are fully incorporated by reference herein in their entirety.

25

5 ***What Is Claimed Is:***

1. A compound of Formula I:



or a solvate, hydrate or pharmaceutically-acceptable salt thereof, wherein:

- 10 X is O, S or NR⁷, where R⁷ is hydrogen, alkyl, aralkyl, hydroxy(C₂₋₄)alkyl, or alkoxy(C₂₋₄)alkyl;
 Y is a direct covalent bond, CH₂ or NH;
 Z is NR⁵R⁶, hydrogen or alkyl, provided that Y is NH whenever Z is hydrogen or alkyl;

- 15 R¹ is hydrogen, amino, hydroxy, halogen, cyano, C₁₋₄ alkyl or -CH₂R, where R is hydroxy, amino or C₁₋₃ alkoxy;

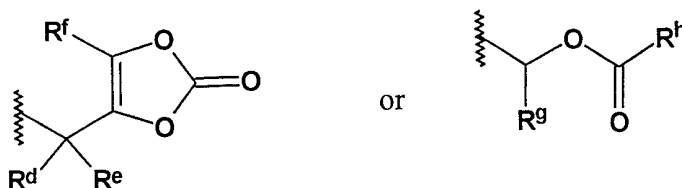
R² and R³ are independently:

- 20 i. hydrogen;
 ii. halogen;
 iii. hydroxy;
 iv. nitro;
 v. cyano;
 vi. amino, monoalkylamino, dialkylamino, monoarylamino, diarylamino, monoalkylmonoarylamino, monoaralkylamino, diaralkylamino, monoalkylmonoaralkylamino, monoheterocycleamino, diheterocycleamino,
 25 monoalkylmonoheterocycleamino, alkoxy-carbonylamino, aralkoxy-carbonylamino, aryloxy-carbonylamino, alkylsulfonylamino, aralkylsulfonylamino, aralkenylsulfonylamino, arylsulfonylamino, heteroarylsulfonylamino, di(aralkylsulfonyl)amino, di(aralkenylsulfonyl)amino, di(arylsulfonyl)amino, or di-
 30 (heteroarylsulfonyl)amino, formylamino, alkanoylamino, alkenoylamino,

- 5 alkynoylamino, aroylamino, aralkanoylamino, aralkenoylamino,
heteroarylamino, heteroaralkanoylamino, H(S)CNH-, or thioacylamino,
wherein any of the aryl or heteroaryl containing groups can be optionally
substituted on the aromatic ring and wherein any of the heterocycle containing
groups can be optionally ring substituted;
- 10 vii. aminocarbonyl, monoalkylaminocarbonyl,
dialkylaminocarbonyl, acyl, aminoacyl, monoarylamino, carbonyl,
diarylamino, carbonyl or monoalkylmonoarylamino, carbonyl;
- viii. aminothiocarbonyl, monoalkylaminothiocarbonyl,
dialkylaminothiocarbonyl, thioacyl or aminothioacyl;
- 15 ix. aminocarbonylamino, mono- and dialkylaminocarbonylamino,
mono- and diarylamino, carbonylamino, or mono- and
diaralkylaminocarbonylamino;
- x. aminocarbonyloxy, mono- and dialkylaminocarbonyloxy,
mono- and diarylamino, carbonyloxy, mono- and diaralkylaminocarbonyloxy;
- 20 xi. aminosulfonyl, mono- and dialkylaminosulfonyl, mono- and
diarylamino, sulfonyl, or mono- and diaralkylaminosulfonyl;
- xii. alkoxy, or alkylthio, wherein the alkyl portion of each group
may be optionally substituted,
- xiii. aralkoxy, aryloxy, heteroaryloxy, aralkylthio, arylthio, or
25 heteroarylthio, wherein the aryl portion of each group can be optionally
substituted;
- xiv. alkylsulfonyl, wherein the alkyl portion can be optionally
substituted;
- xv. aralkylsulfonyl, aralkenylsulfonyl, arylsulfonyl or
30 heteroarylsulfonyl, wherein the aryl portion of each group can be optionally
substituted;
- xvi. alkenyl, or alkynyl;
- xvii. optionally substituted aryl;
- xviii. optionally substituted alkyl;
- 35 xix. optionally substituted aralkyl;

-282-

- 5 xx. optionally substituted heterocycle; or
 xxi. optionally substituted cycloalkyl; and
 R⁴, R⁵ and R⁶ are independently hydrogen, C₁₋₄ alkyl, aryl,
 hydroxyalkyl, aminoalkyl, monoalkylamino(C₂₋₁₀)alkyl, dialkylamino(C₂₋
 10)alkyl, carboxyalkyl, cyano, amino, alkoxy, or hydroxy, or -CO₂R^w, where
 10 R^w is alkyl, cycloalkyl, phenyl, benzyl,



- 15 where R^d and R^e are independently hydrogen, C₁₋₆ alkyl,
 C₂₋₆ alkenyl or phenyl, R^f is hydrogen, C₁₋₆ alkyl, C₂₋₆
 alkenyl or phenyl, R^g is hydrogen, C₁₋₆ alkyl, C₂₋₆ alkenyl
 or phenyl, and R^h is aralkyl or C₁₋₆ alkyl;

provided that at least one of R² or R³ is selected from the group consisting of:

- (a) an optionally substituted alkyl group, preferably C₁-C₆ alkyl, more preferably C₁-C₃;
- 20 (b) alkoxy, aryloxy, alkylthio or arylthio, any of which is optionally substituted;
- (c) optionally substituted C₆-C₁₄ aryl, or optionally substituted aralkyl, except that R³ is not nitrophenyl or aminophenyl, when R¹ and R² are both hydrogen or methyl;
- (d) optionally substituted heterocycle; and
- 25 (e) optionally substituted cycloalkyl.

2. A compound of claim 1, wherein R² or R³ is alkyl, cycloalkyl, alkoxy, alkylthio or alkylsulfonyl, and the alkyl portion of said alkyl, cycloalkyl, alkoxy, alkylthio or alkylsulfonyl is optionally substituted with 1 to 4 substituents selected from the group consisting of halogen, hydroxy, thiol, amino, monoalkylamino, dialkylamino, formylamino, acylamino, aminoacyl,
- 30

-283-

5 monoalkylaminocarbonyl, dialkylaminocarbonyl, thiocarbonylamino,
thioacylamino, aminothiocarbonyl, alkoxy, aryloxy, aminocarbonyloxy,
monoalkylaminocarbonyloxy, dialkylaminocarbonyloxy,
monoarylamino carbonyloxy, diarylamino carbonyloxy,
monoaralkylaminocarbonyloxy, diaralkylaminocarbonyloxy, alkylsulfonyl,
10 arylsulfonyl, aralkylsulfonyl, alkylsulfonylamino, arylsulfonylamino,
aralkylsulfonylamino, alkoxy carbonylamino, aralkoxy carbonylamino,
aryloxy carbonylamino, monoalkylaminothiocarbonyl,
dialkylaminothiocarbonyl, aralkoxy, carboxy, carboxyalkyl, alkoxy carbonyl,
alkoxy carbonylalkyl, nitro, cyano, trifluoromethyl, alkylthio and arylthio.

15 3. A compound of claim 1, wherein R³ is optionally substituted
alkyl or alkylthio.

4. A compound of claim 2, wherein said 1 to 4 substituents are
selected from the group consisting of chloro, hydroxy, amino,
mono(C₁₋₄)alkylamino, di(C₁₋₄)alkylamino, formylamino, C₂₋₆ acylamino,
20 aminocarbonyl, C₂₋₈ aminoacyl, C₂₋₆ thioacylamino, aminothiocarbonyl, C₂₋₈
aminothioacyl, C₁₋₆ alkoxy, C₆₋₁₄ aryloxy, carboxy, carboxy(C₁₋₆)alkyl, C₂₋₈
alkoxy carbonyl, nitro, cyano, trifluoromethyl, C₁₋₆ alkylthio, C₆₋₁₄ arylthio, C₁₋₆
aralkylsulfonylamino, C₁₋₆ arylsulfonylamino, monoalkylaminocarbonyloxy,
dialkylaminocarbonyloxy, mono(C₆₋₁₀)arylamino carbonyloxy, di(C<sub>6-
25 10</sub>)arylamino carbonyloxy, monoaralkyl carbonyloxy, diaralkyl carbonyloxy, C₁₋₆
alkoxy carbonylamino, C₇₋₁₅ aralkoxy carbonylamino, and C₆₋₁₀
aryloxy carbonylamino.

5. A compound of claim 1, wherein at least one of R² and R³ is
aryl, aralkoxy, arylthio, aralkyl, aryloxy, aralkylthio, aralkylsulfonyl,
30 arylsulfonyl, heterocycle or heterocycloalkyl optionally substituted with 1 to 4
substituents selected from the group consisting of halogen, hydroxy, thiol,
amino, monoalkylamino, dialkylamino, formylamino, acylamino, aminoacyl,

5 mono alkylaminocarbonyl, dialkylaminocarbonyl, thiocarbonylamino,
 thioacylamino, aminothiocarbonyl, alkoxy, aryloxy, aminocarbonyloxy, mono
 alkylaminocarbonyloxy, dialkylaminocarbonyloxy,
 monoarylamino carbonyloxy, diarylamino carbonyloxy,
 monoaralkylaminocarbonyloxy, diaralkylaminocarbonyloxy, alkylsulfonyl,
 10 arylsulfonyl, aralkylsulfonyl, alkylsulfonylamino, arylsulfonylamino,
 aralkylsulfonylamino, alkoxy carbonylamino, aralkoxy carbonylamino,
 aryloxy carbonylamino, mono alkylaminothiocarbonyl,
 dialkylaminothiocarbonyl, aralkoxy, carboxy, carboxyalkyl, alkoxy carbonyl,
 alkoxy carbonylalkyl, nitro, cyano, trifluoromethyl, alkylthio and arylthio.

15 6. A compound of claim 5, wherein said 1 to 4 substituents are
 selected from the group consisting of chloro, hydroxy, amino,
 mono(C₁₋₄)alkylamino, di(C₁₋₄)alkylamino, formylamino, C₂₋₆ acylamino,
 aminocarbonyl, C₂₋₈ aminoacyl, C_{3,7} cycloalkyl, C₁₋₆ alkyl, C₁₋₆ alkoxy, C₆₋₁₄
 aryloxy, carboxy, carboxy(C₁₋₆)alkyl, C₂₋₈ alkoxy carbonyl, nitro, cyano,
 20 trifluoromethyl, C₁₋₆ alkylthio, C₆₋₁₄ arylthio, C₆₋₁₄ aryl, tetrazolyl, thienyl, 3,4-
 methylenedioxy, 3,4-ethylenedioxy, 3,4-propylenedioxy, C₁₋₆
 alkylsulfonylamino, C₁₋₆ aralkylsulfonylamino, C₁₋₆ arylsulfonylamino, mono-
 or dialkylaminocarbonyloxy, mono- or di- C₆₋₁₀ arylaminocarbonyloxy, mono-
 or diaralkylcarbonyloxy, C₁₋₆ alkoxy carbonylamino, C₇₋₁₅
 25 aralkoxy carbonylamino, C₆₋₁₀ aryloxy carbonylamino, C₂₋₆ thioacylamino,
 aminothiocarbonyl, and C₂₋₈ aminothioacyl.

7. A compound of claim 1, wherein
 X is sulfur or oxygen;
 Y is a covalent bond or -NH-;
 30 R¹ is hydrogen, amino, hydroxy or halogen;
 one of R² or R³ is hydrogen, C₁₋₆ alkylthio, C₁₋₆ alkyl, or C₁₋₆
 alkoxy, and the other of R² or R³ is aminoacyl, acylamino, aminosulfonyl,
 sulfonylamino, aminocarbonylamino, alkoxy carbonylamino, optionally

-285-

5 substituted oxazolyl, optionally substituted isoxazolyl, optionally substituted benzothienyl, optionally substituted furanyl, optionally substituted pyrazolyl or optionally substituted pyridyl.

8. A compound of claim 7, wherein R^4 , R^5 and R^6 are hydrogen.

9. A compound of claim 1, wherein

10 X is sulfur or oxygen;

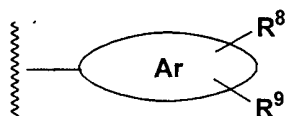
Y is a covalent bond or $-NH-$;

Z is NR^5R^6 ;

R^1 is hydrogen, amino, hydroxy or halogen;

one of R^2 and R^3 is hydrogen, C_{1-6} alkylthio, C_{1-6} alkyl or C_{1-6}

15 alkoxy, and the other of R^2 and R^3 is



where

Ar is phenyl, thiazolyl, thiazolinyl, oxazolyl, isothiazolyl, isoxazolyl, furanyl, imidazolyl, pyridyl, pyrimidinyl, pyrazinyl, thienyl, tetrazolyl, pyrrolyl, pyrazolyl, oxadiazolyl, oxazoliny, isoxazoliny, imidazoliny, triazolyl, pyrroliny, benzothiazolyl, benzothienyl, benzimidazolyl, 1,3-oxazolidin-2-onyl, and imidazolin-2-onyl;

25 R^8 and R^9 are independently selected from the group consisting of hydrogen, halogen, amino, mono(C_{1-4})alkylamino, arylamino, mono C_{6-14} arylamino, di(C_{6-14})arylamino, mono(C_{6-14})ar(C_{1-6})alkylamino, di(C_{6-14})ar(C_{1-6})alkylamino, di(C_{1-4})alkylamino, formylamino, C_{2-6} acylamino, aminocarbonyl, C_{2-8} aminoacyl, C_{2-6} thioacylamino, aminothiocarbonyl, C_{2-8} aminothiacyl, C_{1-6} alkyl, C_{3-6} cycloalkyl, C_{1-6} alkoxy, carboxy, carboxy(C_{1-6})alkyl, C_{2-8} alkoxy carbonyl, nitro, cyano, trifluoromethyl, tetrazolyl, thienyl, C_{6-14} aryloxy, C_{1-6} alkylthio, C_{6-14} arylthio, C_{6-14} aryl, and 30 C_{6-14} ar(C_{1-6})alkyl, wherein the aryl portions of any of said groups may be optionally substituted with 1 to 3 substituents independently selected from the

-286-

- 5 group consisting of halogen, hydroxy, amino, mono(C₁₋₄)alkylamino, di(C₁₋₄)alkylamino, formylamino, C₁₋₄acylamino, C₁₋₄aminoacyl, mono(C₁₋₄)alkylaminocarbonyl, di(C₁₋₄)alkylaminocarbonyl, thiocarbonylamino, C₁₋₄thioacylamino, aminothiocarbonyl, C₁₋₄alkoxy, C₆₋₁₀aryloxy, aminocarbonyloxy, mono(C₁₋₄)alkylaminocarbonyloxy, di(C₁₋₄)alkylaminocarbonyloxy, mono(C₆₋₁₀)arylaminocarbonyloxy, di(C₆₋₁₀)arylaminocarbonyloxy, mono(C₄₋₁₂)aralkylaminocarbonyloxy, di(C₄₋₁₂)aralkylaminocarbonyloxy, C₁₋₄alkylsulfonyl, C₆₋₁₀arylsulfonyl, (C₇₋₁₂)aralkylsulfonyl, C₁₋₄alkylsulfonylamino, C₆₋₁₀arylsulfonylamino, (C₇₋₁₂)aralkylsulfonylamino, C₁₋₄alkoxycarbonylamino, C₇₋₁₂aralkoxycarbonylamino, C₆₋₁₀aryloxycarbonylamino, mono(C₁₋₄)alkylaminothiocarbonyl, di(C₁₋₄)alkylaminothiocarbonyl, C₇₋₁₂aralkoxy, carboxy, carboxy(C₁₋₄)alkyl, C₁₋₄alkoxycarbonyl, C₁₋₄alkoxycarbonylalkyl, nitro, cyano, trifluoromethyl, C₁₋₄alkylthio, C₆₋₁₀arylthio, 3,4-methylenedioxy, 3,4-ethylenedioxy, and 3,4-propylenedioxy; and
- 20 R⁴, R⁵, R⁶ are independently hydrogen, C₁₋₄ alkyl, amino, C₁₋₄ alkoxy or hydroxy.

10. A compound of Claim 9, wherein

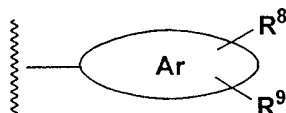
X is sulfur;

Y is a covalent bond;

Z is NR⁵R⁶;

R¹ is hydrogen;

R² is



II

where

- 30 Ar is phenyl, thiazolyl, oxazolyl, pyridyl or imidazolyl;
 R⁸ and R⁹ are independently selected from the group consisting of hydrogen and C₆₋₁₀ aryl optionally substituted with 1 to 3 substituents independently selected from the group consisting of chloro, hydroxy, C₁₋₄

-287-

5 alkyl, C₃₋₆ cycloalkyl, C₁₋₄ alkoxy, amino, carboxy, phenyl, naphthyl, biphenyl, hydroxyphenyl, methoxyphenyl, chlorophenyl, dichlorophenyl, aminophenyl, carboxyphenyl, nitrophenyl, 3,4-ethylenedioxy, 3,4-methylenedioxy, and 3,4-propylenedioxy;

R³ is methylthio or methyl; and

10 R⁴, R⁵, R⁶ are hydrogen.

11. A compound of claim 1, wherein

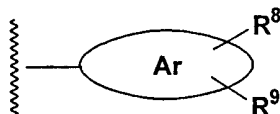
X is sulfur;

Y is a direct covalent bond;

Z is NR⁵R⁶;

15 R¹ is hydrogen;

R² is alkyl, ar(alkyl), alkylsulfonyl, -SO₂-alkyl, amido, amidino, or



II

where

20 Ar is an aromatic or heteroaromatic group selected from the group consisting of phenyl, thiazolyl, oxazolyl, imidazolyl and pyridyl;

R⁸ and R⁹ are independently selected from the group consisting of hydrogen, carboxy, phenyl, naphthyl, alkyl, pyridyl, oxazolyl, furanyl, cycloalkyl and amino, any of which may be optionally substituted with 1 to 3 substituents independently selected from the group consisting of halogen, alkyl, haloalkyl, alkaryl, heteroaryl, phenyl, naphthyl, alkoxy, aryloxy, hydroxy, amino nitro, thiophenyl, benzothiophenyl, fluorenyl, 3,4-ethylenedioxy, 3,4-methylenedioxy, 3,4-propylenedioxy, arylsulfonamido, alkylsulfonamido and aryloxy, each of said 1 to 3 substituents may be further

25 optionally substituted with one or more groups selected from alkoxy, haloalkyl, halogen, alkyl, amino, acetyl, hydroxy, dialkylamino, dialkylamino acyl, monoalkylaminoacyl, -SO₂-heteroaryl, -SO₂-aryl, or aryl;

30

-288-

5 R³ is -SO₂-alkyl, trifluoromethyl, S(O)-alkyl, hydrogen, alkoxy, alkylthio, alkyl, aralkylthio; and

 R⁴, R⁵, R⁶ are hydrogen.

12. A compound of claim 11, wherein Ar is thiazolyl and at least one of R¹⁷ and R¹⁸ is phenyl.

10 13. A compound of claim 11 or 12, wherein said thiazolyl is thiazol-2-yl.

 14. A compound of claim 13, wherein R² is a 4-phenylthiazol-2-yl group, wherein said phenyl is further optionally substituted.

15 15. A compound of claim 11 or 12, wherein said thiazolyl is thiazol-4-yl.

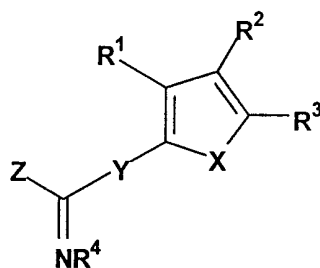
 16. A compound of claim 15, wherein R² is a 2-aminothiazol-4-yl group.

 17. A compound of claim 11, wherein said oxazolyl is oxazol-2-yl.

 18. A compound of claim 11, wherein said oxazolyl is oxazol-4-yl.

20 19. A compound of claim 11, wherein R³ is methylthio.

20. A compound of Formula *I*

*I*

5 or a solvate, hydrate or pharmaceutically acceptable salt thereof, wherein

X is sulfur;

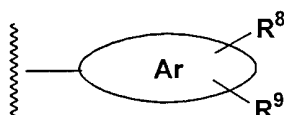
Y is a covalent bond;

Z is NR^5R^6 ;

R^1 is hydrogen;

10

R^2 is



II

where

Ar is phenyl, thiazolyl, or oxazolyl;

R^8 and R^9 are independently selected from the group consisting

15

of hydrogen and C_{6-10} aryl optionally substituted with 1 to 3 substituents

independently selected from the group consisting of chloro, hydroxy, C_{1-4}

alkyl, C_{1-4} alkoxy, phenyl, 3,4-ethylenedioxy, 3,4-methylenedioxy, and 3,4-

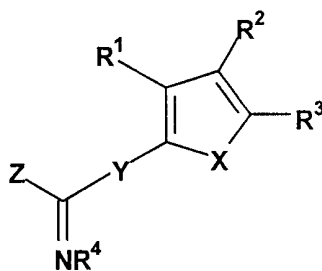
propylenedioxy;

R^3 is methylthio; and

20

R^4 , R^5 , R^6 are hydrogen.

21. A compound of Formula *I*



I

or a solvate, hydrate or pharmaceutically acceptable salt thereof, wherein

X is sulfur;

25

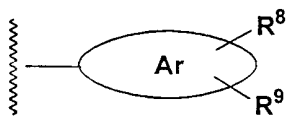
Y is a covalent bond;

R^1 is hydrogen;

R^2 is

-290-

5



II

where

Ar is thiazolyl;

R⁸ and R⁹ are independently selected from the group consisting of hydrogen and C₆₋₁₀ aryl substituted with a sulfonamide group;

10

R³ is methylthio; and

R⁴, R⁵, R⁶ are hydrogen.

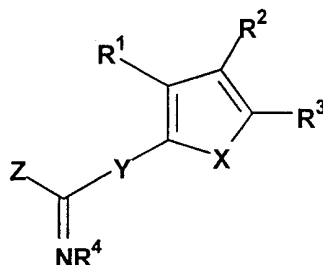
22. A compound of claim 21, wherein said sulfonamide group is a C₆₋₁₀ arylsulfonamide, alkylsulfonamide, alkoxysulfonamide or heteroarylsulfonamide.

15

23. A compound of claim 22, wherein said sulfonamide group is selected from the group consisting of 4-methylphenylsulfonamide, methylsulfonamide, phenylsulfonamide, trifluoromethylsulfonamide, 4-fluorophenylsulfonamide, 4-chlorophenylsulfonamide, 3-chlorophenylsulfonamide, 4-methoxysulfonamide, 2,4-difluorophenylsulfonamide, 2-(thiophene)sulfonamide, 2-(5-chlorothiophene)sulfonamide, butylsulfonamide, and isopropylsulfonamide.

20

24. A compound of Formula I



I

or a solvate, hydrate or pharmaceutically acceptable salt thereof, wherein

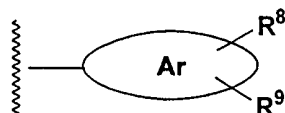
25

X is sulfur;

Y is a covalent bond;

Z is NR⁵R⁶;

-291-

5 R¹ is hydrogen;R² is*II*

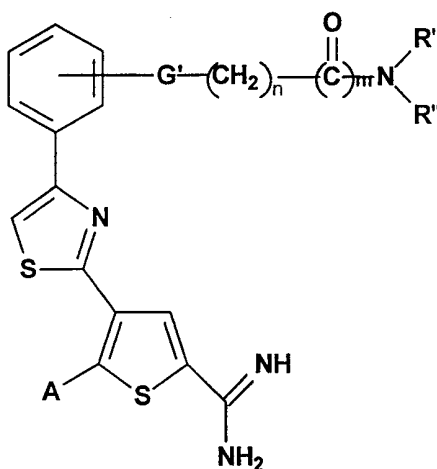
where

Ar is thiazolyl;

10 R⁸ and R⁹ are independently selected from the group consisting of hydrogen and C₆₋₁₀ aryl substituted with a group selected from -OCH₂C(O)-alkoxy, -OCH₂C(O)-amino, -OCH₂C(O)-NH-alkyl or -OCH₂C(O)-N(alkyl)₂;

R³ is methylthio; and

15 R⁴, R⁵, R⁶ are hydrogen.

25. A compound of Formula *III*,*III*

or a salt thereof, wherein

A is methylthio or methyl;

20 G¹ is -O-, -S-, -NH-, or a covalent bond;

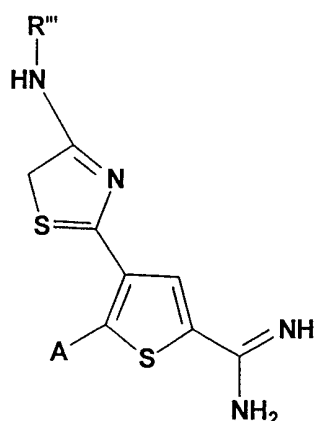
n is an integer from 1-10;

m is an integer from 0-1; and

R¹ and R² are independently selected from hydrogen, alkyl, aryl or aralkyl, or R¹ and R² taken together with the N atom to which they are

5 monoalkylaminocarbonyloxy, dialkylaminocarbonyloxy,
 monoarylamino carbonyloxy, diarylamino carbonyloxy,
 monoaralkylaminocarbonyloxy, diaralkylaminocarbonyloxy, alkylsulfonyl,
 arylsulfonyl, aralkylsulfonyl, alkylsulfonylamino, arylsulfonylamino,
 aralkylsulfonylamino, alkoxy carbonylamino, aralkoxy carbonylamino,
 10 aryloxy carbonylamino, monoalkylaminothiocarbonyl,
 dialkylaminothiocarbonyl, aralkoxy, carboxy, carboxyalkyl, alkoxy carbonyl,
 alkoxy carbonylalkyl, nitro, cyano, trifluoromethyl, alkylthio and arylthio.

29. A compound of Formula *IV*



IV

15 wherein

A is methylthio or methyl; and

R''' is hydrogen, C₆₋₁₄aryl, C₁₋₆alkyl, alkoxy (C₆₋₁₄)aryl, amino(C₆₋₁₄)aryl,
 monoalkylamino(C₆₋₁₄)aryl, dialkylamino(C₆₋₁₄)aryl, C₆₋₁₀ar(C₁₋₆)alkyl,
 C₁₋₆alk(C₆₋₁₄)aryl, amino(C₁₋₆)alkyl, monoalkylamino (C₁₋₆)alkyl, dialkylamino
 20 (C₁₋₆)alkyl, hydroxy(C₆₋₁₄)aryl, or hydroxy(C₁₋₆)alkyl, any of which is further
 optionally substituted by 1-4 non-hydrogen substituents selected from halogen,
 hydroxy, amino, monoalkylamino, dialkylamino, formylamino, acylamino,
 aminoacyl, mono- or di-alkylaminocarbonyl, thiocarbonylamino,
 thioacylamino, aminothiocarbonyl, alkoxy, aryloxy, aminocarbonyloxy, mono-
 25 or di-alkylaminocarbonyloxy, mono- or diarylamino carbonyloxy, mono- or
 diaralkylaminocarbonyloxy, alkylsulfonyl, arylsulfonyl, aralkylsulfonyl,

5 alkylsulfonylamino, arylsulfonylamino, arakylsulfonylamino,
alkoxycarbonylamino, aralkoxycarbonylamino, aryloxycarbonylamino, mono-
or di- alkylaminothiocarbonyl, aralkoxy, carboxy, carboxyalkyl,
alkoxycarbonyl, alkoxycarbonylalkyl, nitro, cyano, trifluoromethyl, alkylthio
and arylthio.

10 30. A compound of claim 29 which is one of: 4-{2-[(3-
methoxyphenyl)amino](1,3-thiazol-4-yl)}-5-methylthiothiophene-2-
carboxamide, 4-{2-[(4-methoxyphenyl)amino](1,3-thiazol-4-yl)}-5-
methylthiothiophene-2-carboxamide, 4-(2-{[4-
(dimethylamino)phenyl]amino}(1,3-thiazol-4-yl))-5-methylthiothiophene-2-
15 carboxamide, 4-{2-[(4-chloro-2-methylphenyl)amino](1,3-thiazol-4-yl)}-5-
methylthiothiophene-2-carboxamide, 4-{2-[(diphenylmethyl)amino](1,3-
thiazol-4-yl)}-5-methylthiothiophene-2-carboxamide, 5-methylthio-4-{2-[(3-
phenylpropyl)amino](1,3-thiazol-4-yl)}thiophene-2-carboxamide, 5-
methylthio-4-{2-[(2,4,5-trimethylphenyl)amino](1,3-thiazol-4-yl)}thiophene-
20 2-carboxamide, 4-{2-[(2-fluorophenyl)amino](1,3-thiazol-4-yl)}-5-
methylthiothiophene-2-carboxamide, 4-{2-[(3-chloro-2-
methylphenyl)amino](1,3-thiazol-4-yl)}-5-methylthiothiophene-2-
carboxamide, 4-(2-{[2-(methylethyl)phenyl]amino}(1,3-thiazol-4-yl))-5-
methylthiothiophene-2-carboxamide, 5-methylthio-4-(2-{[4-
25 (phenylmethoxy)phenyl]amino}(1,3-thiazol-4-yl))thiophene-2-carboxamide,
4-{2-[(2-bromophenyl)amino](1,3-thiazol-4-yl)}-5-methylthiothiophene-2-
carboxamide, 4-{2-[(2,6-dichlorophenyl)amino](1,3-thiazol-4-yl)}-5-
methylthiothiophene-2-carboxamide, 4-{2-[(2-bromo-4-
methylphenyl)amino](1,3-thiazol-4-yl)}-5-methylthiothiophene-2-
30 carboxamide, 5-methylthio-4-{2-[(2-morpholin-4-ylethyl)amino](1,3-
thiazol-4-yl)}thiophene-2-carboxamide, 4-{2-[(2,3-
dichlorophenyl)amino](1,3-thiazol-4-yl)}-5-methylthiothiophene-2-
carboxamide, 5-methylthio-4-{2-[(3,4,5-trimethoxyphenyl)amino](1,3-
thiazol-4-yl)}thiophene-2-carboxamide,

- 5 5-methylthio-4-{2-[(2-piperidylethyl)amino](1,3-thiazol-4-yl)}thiophene-2-carboxamide, 4-(2-{[(4-methylphenyl)methyl]amino}(1,3-thiazol-4-yl))-5-methylthiothiophene-2-carboxamide, 4-(2-{[4-(4-chlorophenoxy)phenyl]amino}(1,3-thiazol-4-yl))-5-methylthiothiophene-2-carboxamide 4-(2-{[4-phenoxyphenyl]amino}(1,3-thiazol-4-yl))-5-
- 10 methylthiothiophene-2-carboxamide, 5-methylthio-4-(2-{[4-(phenylamino)phenyl]amino}(1,3-thiazol-4-yl))thiophene-2-carboxamide, 5-methylthio-4-(2-{[4-benzylphenyl]amino}(1,3-thiazol-4-yl))thiophene-2-carboxamide, 5-methylthio-4-(2-{[4-(piperidylsulfonyl)phenyl]amino}(1,3-thiazol-4-yl))thiophene-2-carboxamide 5-methylthio-4-[2-(3-
- 15 quinolylamino)(1,3-thiazol-4-yl)]thiophene-2-carboxamide, 5-methylthio-4-[2-(2-naphthylamino)(1,3-thiazol-4-yl)]thiophene-2-carboxamide, 4-[2-(2H-benzo[3,4-d]1,3-dioxolan-5-ylamino)(1,3-thiazol-4-yl)]-5-methylthiothiophene-2-carboxamide, 4-{2-[(7-bromofluoren-2-yl)amino](1,3-thiazol-4-yl)}-5-methylthiothiophene-2-carboxamide, 4-{2-
- 20 [(4-cyclohexylphenyl)amino](1,3-thiazol-4-yl)}-5-methylthiothiophene-2-carboxamide, 5-methylthio-4-(2-{[4-(phenyldiazenyl)phenyl]amino}(1,3-thiazol-4-yl))thiophene-2-carboxamide, 5-methylthio 4-(2-{[3-(hydroxymethyl)phenyl]amino}(1,3-thiazol-4-yl))-thiophene-2-carboxamide, 4-[2-({3-[(3-methylpiperidyl)methyl]phenyl}amino)(1,3-thiazol-4-yl)]-5-
- 25 methylthiothiophene-2-carboxamide, 4-{2-[(3-hydroxyphenyl)amino](1,3-thiazol-4-yl)}-5-methylthiothiophene-2-carboxamide, 4-(2-{[4-(carbamoylmethoxy)phenyl]amino}(1,3-thiazol-4-yl))-5-methylthiothiophene-2-carboxamide, 5-methyl-4-{2-[(3,4,5-trimethoxyphenyl)amino](1,3-thiazol-4-yl)}thiophene-2-carboxamide, 5-methyl-4-{2-[(4-
- 30 phenoxyphenyl)amino](1,3-thiazol-4-yl)}thiophene-2-carboxamide, 5-methyl-4-[2-(phenylamino)(1,3-thiazol-4-yl)]thiophene-2-carboxamide, 4-(4-isoxazol-5-yl(1,3-thiazol-2-yl))-5-methylthiothiophene-2-carboxamide.

5 31. A compound of claim 1 which is one of:
4-[4-(4-chlorophenyl)thiazol-2-yl]-5-methylthiophene-2-carboxamide;
4-phenyl-5-methylthiophene-2-carboxamide;
4-[4-(2,4-dichlorophenyl)thiazol-2-yl]-5-methylthiophene-2-
carboxamide;
10 4-(4-methylthiazol-2-yl)-5-methylthiophene-2-carboxamide;
4-[4-(3-methoxyphenyl)thiazol-2-yl]-5-methylthiophene-2-carboxamide;
4-[4-(3-hydroxyphenyl)thiazol-2-yl]-5-methylthiophene-2-carboxamide;
4-(4-phenylthiazol-2-yl)-5-methylthiophene-2-carboxamide;
4-[4-(4-nitrophenyl)thiazol-2-yl]-5-methylthiophene-2-carboxamide;
15 4-[4-(3,4-ethylenedioxyphenyl)thiazol-2-yl]-5-methylthiophene-2-
carboxamide;
4-[4-(3,4-propylenedioxyphenyl)thiazol-2-yl]-5-methylthiophene-2-
carboxamide;
4-[4-(4-(naphth-2-yl)thiazol-2-yl)-5-methylthiophene-2-carboxamide;
20 and
4-isopropylsulfonyl-5-methylthiophene-2-carboxamide; or
a hydrate, solvate or pharmaceutically acceptable salt thereof.

 32. A compound of claim 11, which is one of:
4-phenyl-5-methylthiophene-2-carboxamide;
25 4-[4-(4-chlorophenyl)thiazol-2-yl]-5-methylthiophene-2-carboxamide;
4-[4-(4-phenylphenyl)thiazol-2-yl]-5-methylthiophene-2-carboxamide;
4-[4-(3-methoxyphenyl)thiazol-2-yl]-5-methylthiophene-2-carboxamide;
4-[4-(3-hydroxyphenyl)thiazol-2-yl]-5-methylthiophene-2-carboxamide;
4-(4-phenylthiazol-2-yl)-5-methylthiophene-2-carboxamide;
30 4-[4-(4-nitrophenyl)thiazol-2-yl]-5-methylthiophene-2-carboxamide;
4-[4-(3,4-ethylenedioxyphenyl)thiazol-2-yl]-5-methylthiophene-2-
carboxamide;
4-[4-(4-methoxyphenyl)thiazol-2-yl]-5-methylthiophene-2-carboxamide;

- 5 4-[4-(3,4-propylenedioxyphenyl)thiazol-2-yl]-5-methylthiothiophene-2-carboxamide;
4-isopropylsulfonyl-5-methylthiothiophene-2-carboxamide;
4-(4-methylthiazol-2-yl)-5-methylthiothiophene-2-carboxamide;
4-[4-(2,4-dichlorophenyl)thiazol-2-yl]-5-methylthiothiophene-2-
- 10 carboxamide;
4-(2-naphthylthiazol-2-yl)-5-methylthiothiophene-2-carboxamide;
4-[4-(4-chloro-3-methylphenyl)thiazol-2-yl]-5-methylthiothiophene-2-carboxamide;
4-(5-methyl-4-phenylthiazol-2-yl)-5-methylthiothiophene-2-carboxamide;
- 15 4-[4-(4-chloro-3-nitrophenyl)thiazol-2-yl]-5-methylthiothiophene-2-carboxamide;
4-(5-phenyloxazol-2-yl)-5-methylthiothiophene-2-carboxamide;
4-[4-(3-fluoro-5-trifluoromethylphenyl)-5-methylthiazol-2-yl]-5-methylthiothiophene-2-carboxamide;
- 20 4-[4-(3,5-bis(trifluoromethyl)phenyl)-5-methyl-thiazol-2-yl]-5-methylthiothiophene-2-carboxamide;
4-[4-(3-fluoro-5-trifluoromethylphenyl)thiazol-2-yl]-5-methylthiothiophene-2-carboxamide;
4-[4-(3-bromophenyl)thiazol-2-yl]-5-methylthiothiophene-2-carboxamide;
- 25 4-[4-(3,4-methylenedioxyphenyl)thiazol-2-yl]-5-methylthiothiophene-2-carboxamide;
4-[4-(4-methylphenyl)thiazol-2-yl]-5-methylthiothiophene-2-carboxamide;
4-[4-(3,5-bis(trifluoromethyl)phenyl)thiazol-2-yl]-5-methylthiothiophene-2-carboxamide;
- 30 4-[4-(2-methoxyphenyl)thiazol-2-yl]-5-methylthiothiophene-2-carboxamide;
4-(4-phenylimidazol-2-yl)-5-methylthiothiophene-2-carboxamide;
4-[4-(2,4-dimethoxyphenyl)thiazol-2-yl]-5-methylthiothiophene-2-carboxamide;
4-(4-benzylthiazol-2-yl)-5-methylthiothiophene-2-carboxamide;

- 5 4-[4-(3,4-dichlorophenyl)thiazol-2-yl]-5-methylthiophene-2-carboxamide;
4-[4-(3-methylphenyl)thiazol-2-yl]-5-methylthiophene-2-carboxamide;
4-[4-(3,5-dimethoxyphenyl)thiazol-2-yl]-5-methylthiophene-2-carboxamide;
- 10 4-[4-(2-methylphenyl)thiazol-2-yl]-5-methylthiophene-2-carboxamide;
4-[4-(2,5-dimethoxyphenyl)thiazol-2-yl]-5-methylthiophene-2-carboxamide;
4-(4,5-diphenyl)thiazol-2-yl-5-methylthiophene-2-carboxamide;
4-(2-phenyl)thiazol-4-yl-5-methylthiophene-2-carboxamide;
- 15 4-[4-(2-chloro-3-pyridyl)thiazol-2-yl]-5-methylthiophene-2-carboxamide;
4-[4-(phenoxymethyl)thiazol-2-yl]-5-methylthiophene-2-carboxamide;
4-(4-cyclohexylthiazol-2-yl)-5-methylthiophene-2-carboxamide;
4-[4-(4-chlorophenyl)thiazol-2-yl]-5-methylthiophene-2-carboxamide;
- 20 4-[4-(2-hydroxyphenyl)thiazol-2-yl]-5-methylthiophene-2-carboxamide;
4-[4-(3-trifluoromethoxyphenyl)thiazol-2-yl]-5-methylthiophene-2-carboxamide;
4-[4-(2-chloro-4-pyridyl)thiazol-2-yl]-5-methylthiophene-2-carboxamide;
- 25 4-(5-phenyl-2-pyridyl)-5-methylthiophene-2-carboxamide;
4-[2-(2-chlorophenylamino)thiazol-4-yl]-5-methylthiophene-2-carboxamide;
4-[2-(3-methoxyphenylamino)thiazol-4-yl]-5-methylthiophene-2-carboxamide;
- 30 4-[2-(phenylamino)thiazol-4-yl]-5-methylthiophene-2-carboxamide;
4-[2-(2,5-dimethoxyphenylamino)thiazol-4-yl]-5-methylthiophene-2-carboxamide;
4-(2-aminothiazol-4-yl)-5-methylthiophene-2-carboxamide;
4-[2-(4-chloro-2-methylphenylamino)thiazol-4-yl]-5-methylthiophene-2-
- 35 carboxamide;

- 5 4-[2-(4-dimethylaminophenylamino)thiazol-4-yl]-5-methylthiothiophene-2-carboxamide;
- 4-[2-(4-methoxyphenylamino)thiazol-4-yl]-5-methylthiothiophene-2-carboxamide;
- 4-[4-(4-hydroxy-3-methoxyphenyl)thiazol-2-yl]-5-methylthiothiophene-2-
- 10 carboxamide;
- 4-[4-(3-hydroxy-4-methoxyphenyl)thiazol-2-yl]-5-methylthiothiophene-2-carboxamide;
- 4-[2-(2-fluorophenylamino)thiazol-4-yl]-5-methylthiothiophene-2-carboxamide;
- 15 4-[2-(2,4,5-trimethylphenyl)aminothiazol-4-yl]-5-methylthiothiophene-2-carboxamide;
- 4-[2-(3-chloro-2-methylphenyl)aminothiazol-4-yl]-5-methylthiothiophene-2-carboxamide;
- 4-[2-(2-isopropylphenyl)aminothiazol-4-yl]-5-methylthiothiophene-2-
- 20 carboxamide;
- 4-[2-(4-benzyloxyphenyl)aminothiazol-4-yl]-5-methylthiothiophene-2-carboxamide;
- 4-[2-(2-bromophenyl)aminothiazol-4-yl]-5-methylthiothiophene-2-carboxamide;
- 25 4-[2-(2,5-dichlorophenyl)aminothiazol-4-yl]-5-methylthiothiophene-2-carboxamide;
- 4-[2-(2-bromo-4-methylphenyl)aminothiazol-4-yl]-5-methylthiothiophene-2-carboxamide;
- 4-[2-(2,3-dichlorophenyl)aminothiazol-4-yl]-5-methylthiothiophene-2-
- 30 carboxamide;
- 4-[2-(3,4,5-trimethoxyphenyl)aminothiazol-4-yl]-5-methylthiothiophene-2-carboxamide;
- 4-[2-(2-piperidylethyl)aminothiazol-4-yl]-5-methylthiothiophene-2-carboxamide;

-300-

4-[2-(4-methylphenyl)aminothiazol-4-yl]-5-methylthiophene-2-carboxamide;

4-(4-phenyloxazol-2-yl)-5-methylthiophene-2-carboxamide;

4-[2-(diphenylmethyl)aminothiazol-4-yl]-5-methylthiophene-2-carboxamide;

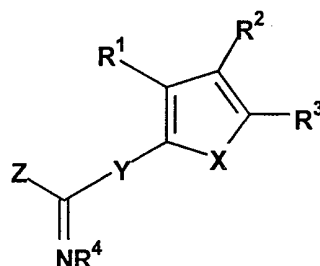
5

4-[2-(3-phenylpropyl)aminothiazol-4-yl]-5-methylthiophene-2-carboxamide;

or a solvate, hydrate or pharmaceutically acceptable salt hereof.

33. A method of treating a disease selected from benign prostatic hypertrophy, prostatic carcinoma, tumor metastasis, restenosis and psoriasis, comprising administering to a patient in need of such treatment an effective amount of a compound of Formula *I*:

10

*I*

or a solvate, hydrate or pharmaceutically-acceptable salt thereof, wherein:

15

X is oxygen, sulfur or NR⁷;

R⁷ is hydrogen, alkyl, aralkyl, hydroxy(C₃₋₄)alkyl, alkoxy(C₃₋₄)alkyl;

Y is a covalent bond, CH₂ or NH;

Z is NR⁵R⁶;

20

R¹ is a hydrogen, amino, hydroxy, halogen, cyano, C₁₋₄alkyl, -CH₂R where R is hydroxyamino, or C₁₋₃ alkoxy;

R² and R³ are independently:

i. hydrogen;

ii. halogen;

25

iii. hydroxy;

iv. nitro;

-301-

- v. cyano;
- vi. amino, monoalkylamino, dialkylamino, monoarylamino, diarylamino, monoalkylmonoarylamino, monoaralkylamino, diaralkylamino, alkarylamino, alkoxycarbonylamino, aralkoxycarbonylamino, 5 aryloxycarbonylamino, alkylsulfonylamino, aralkylsulfonylamino, arylsulfonylamino, formylamino, acylamino, H(S)CNH—, or thioacylamino;
- vii. aminocarbonyl, monoalkylaminocarbonyl, dialkylaminocarbonyl, acyl, arylaminocarbonyl, or aminoacyl;
- viii. aminothiocarbonyl, monoalkylaminothiocarbonyl, 10 dialkylaminothiocarbonyl, thioacyl, or aminothioacyl;
- ix. aminocarbonylamino, monoalkylaminocarbonylamino, dialkylaminocarbonylamino, monoarylamino, diarylamino, monoaralkylaminocarbonylamino, or diaralkylaminocarbonylamino,
- 15 x. aminocarbonyloxy, monoalkylaminocarbonyloxy, dialkylaminocarbonyloxy, monoarylamino, diarylamino, monoaralkylaminocarbonyloxy, or diaralkylaminocarbonyloxy,
- 20 xi. aminosulfonyl, monoalkylaminosulfonyl, dialkylaminosulfonyl, monoarylamino, diarylamino, monoaralkylaminosulfonyl, or diaralkylaminosulfonyl,
- xii. alkoxy or alkylthio, wherein said alkyl portion of said alkoxy or alkylthio group may be optionally substituted;
- xiii. aralkoxy, aryloxy, aralkylthio, or arylthio, wherein the 25 aryl portion of said aralkoxy, aryloxy, aralkylthio or arylthio group may be optionally substituted;
- xiv. alkylsulfonyl, wherein the alkyl portion may be optionally substituted;
- xv. aralkylsulfonyl, or arylsulfonyl, wherein the aryl portion 30 of each group can be optionally substituted,
- xvi. alkenyl or alkynyl;

-302-

- xvii. optionally substituted aryl;
- xviii. optionally substituted alkyl;
- xix. optionally substituted aralkyl;
- xx. optionally substituted heterocycle; or
- xxi. optionally substituted cycloalkyl; and

5
R⁴, R⁵ and R⁶ are independently hydrogen, C₁₋₄ alkyl, aryl, hydroxyalkyl, aminoalkyl, monoalkylamino(C₂₋₁₀)alkyl, dialkylamino(C₂₋₁₀)alkyl, carboxyalkyl, cyano, amino, alkoxy, or hydroxy.

10 34. A method according to claim 33, wherein said effective amount is between about 0.01 and about 50 milligrams per kilogram per day.

35. A method according to claim 34, wherein said effective amount is between about 0.1 and about 20 milligrams per kilogram per day.

15 36. A pharmaceutical composition comprising a compound according to claim 1 or claim 11, or a pharmaceutically acceptable ester, salt or ether thereof, and a pharmaceutically acceptable carrier.

37. A pharmaceutical composition according to claim 36, wherein said compound is present in an amount between 0.01 and 100 milligrams.

20 38. A method of inhibiting a protease selected from the group consisting of leukocyte neutrophil elastase, chymotrypsin, trypsin, pancreatic elastase, cathepsin G, thrombin, urokinase, factor Xa, plasmin, thermolysin, C-1 esterase, C-3 convertase, acrosin, thrombin, kallikreins, and pepsin, comprising contacting said protease with a compound according to claim 1 or claim 11.

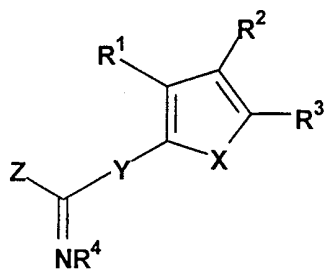
25 39. A method according to claim 38 wherein said protease is trypsin, chymotrypsin, plasmin or urokinase.

-303-

40. A method of treating adult respiratory distress syndrome, wound healing, gout, rheumatoid arthritis, reperfusion damage, atherosclerosis, restenosis, neoplasia, metastasis, emphysema, Alzheimer's disease, pancreatitis, benign prostatic hypertrophy, prostatic carcinoma, psoriasis or Parkinson's disease, comprising administering to a patient in need of such treatment an effective amount of a compound according to claim 1 or claim 11.

41. A pharmaceutical composition according to claim 36, suitable for parenteral, oral, subcutaneous, intravenous, intramuscular, intraperitoneal, transdermal, buccal or ocular administration.

42. A process for forming a compound of Formula I



I

or a solvate, hydrate or pharmaceutically-acceptable salt thereof, wherein:

X is oxygen, sulfur or NR⁷;

R⁷ is hydrogen, alkyl, aralkyl, hydroxy(C₂₋₄)alkyl, or alkoxy(C₂₋₄)alkyl;

Y is a covalent bond, CH₂ or NH;

R¹ is a hydrogen, amino, hydroxy, halogen, cyano, C₁₋₄ alkyl or -CH₂R where R is hydroxyamino or C₁₋₃ alkoxy;

R² and R³ are independently:

- i. hydrogen;
- ii. halogen;
- iii. hydroxy;
- iv. nitro;

-304-

- v. cyano;
- vi. amino, monoalkylamino, dialkylamino, monoarylamino, diarylamino, monoalkylmonoarylamino, monoaralkylamino, diaralkylamino, alkarylamino, alkoxy-carbonylamino, aralkoxy-carbonylamino, aryloxy-carbonylamino, alkylsulfonylamino, aralkylsulfonylamino, arylsulfonylamino, formylamino, acylamino, H(S)CNH—, or thioacylamino;
- vii. aminocarbonyl, monoalkylaminocarbonyl, dialkylaminocarbonyl, acyl, arylaminocarbonyl, or aminoacyl;
- viii. aminothiocarbonyl, monoalkylaminothiocarbonyl, dialkylaminothiocarbonyl, thioacyl, or aminothioacyl;
- ix. aminocarbonylamino, monoalkylaminocarbonylamino, dialkylaminocarbonylamino, monoarylamino-carbonylamino, diarylamino-carbonylamino, monoaralkylaminocarbonylamino, or diaralkylaminocarbonylamino,
- x. aminocarbonyloxy, monoalkylaminocarbonyloxy, dialkylaminocarbonyloxy, monoarylamino-carbonyloxy, diarylamino-carbonyloxy, monoaralkylaminocarbonyloxy, or diaralkylaminocarbonyloxy,
- xi. aminosulfonyl, monoalkylaminosulfonyl, dialkylaminosulfonyl, monoarylamino-sulfonyl, diarylamino-sulfonyl, or monoaralkylaminosulfonyl, or diaralkylaminosulfonyl,
- xii. alkoxy or alkylthio, wherein said alkyl portion of said alkoxy or alkylthio group may be optionally substituted;
- xiii. aralkoxy, aryloxy, aralkylthio, or arylthio, wherein the aryl portion of said aralkoxy, aryloxy, aralkylthio or arylthio group may be optionally substituted;
- xiv. alkylsulfonyl, wherein the alkyl portion may be optionally substituted;
- xv. aralkylsulfonyl, or arylsulfonyl, wherein the aryl portion of each group can be optionally substituted,
- xvi. alkenyl or alkynyl;

-305-

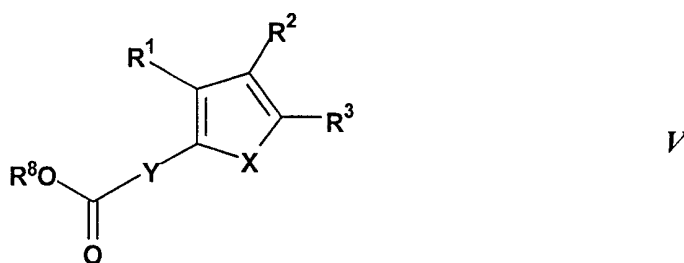
- xvii. optionally substituted aryl;
- xviii. optionally substituted alkyl;
- xix. optionally substituted aralkyl;
- xx. optionally substituted heterocycle; or
- xxi. optionally substituted cycloalkyl; and

5 R^4 , R^5 and R^6 are independently hydrogen, C_{1-4} alkyl, aryl, hydroxyalkyl, aminoalkyl, monoalkylamino(C_{2-10})alkyl, dialkylamino(C_{2-10})alkyl, carboxyalkyl, cyano, amino, alkoxy, hydroxy or hydrazino; said process comprising:

10 (a) adding a Lewis acid to a suspension of anhydrous ammonium chloride in an aprotic solvent stirred under an inert atmosphere at a temperature near 0°C to form a mixture;

(b) allowing said mixture to warm to room temperature with stirring and thereafter stirring said mixture until substantially all of the solid
15 has dissolved;

(c) adding to said mixture a compound of formula *V*



wherein R^1 - R^3 , R^7 , X and Y are as defined above; and

R^8 is selected from alkyl and aryl;

20 (d) heating said mixture at reflux for a predetermined period of time and thereafter allowing said mixture to cool to room temperature.

43. A process according to claim 42, wherein said Lewis acid is trimethylaluminum or triethylaluminum.

44. A process according to claim 42, wherein said aprotic solvent is
25 selected from toluene, benzene, xylene, or mesitylene.

-306-

45. A pharmaceutical composition suitable for oral administration according to claim 41, wherein said compound is present in an amount between 25 milligrams and 100 milligrams.

46. A pharmaceutical composition suitable for parenteral administration according to claim 41, wherein said compound is present in an amount between 0.5 milligrams and 10 milligrams.

47. A compound of claim 1, wherein X is sulfur.

48. A compound of claim 1, wherein Y is a covalent bond.

49. A compound of claim 1, wherein R¹ is hydrogen.

50. A compound of claim 1, wherein R⁴, R⁵ and R⁶ are all hydrogen.

51. A compound of claim 1, wherein R³ is methylthio or methyl.

52. A compound of claim 1, wherein the aryl portion of R² is optionally substituted with 1 to 4 substituents selected from the group consisting of halogen, C₁₋₆ alkyl, C₁₋₆ alkoxy, hydroxy, nitro, trifluoromethyl, C₆₋₁₀ aryl, C₆₋₁₀ aryloxy, C₆₋₁₀ arylmethoxy, C₁₋₆ aminoalkyl, carboxy, 3,4-methylenedioxy, 3,4-ethylenedioxy, 3,4-propylenedioxy, amino, mono(C₁₋₆)alkylamino, di(C₁₋₆)alkylamino, mono(C₆₋₁₀)arylamino, di(C₆₋₁₀)arylamino, C₁₋₆ alkylsulfonylamino, C₆₋₁₀ arylsulfonylamino, C₁₋₈acylamino, C₁₋₈alkoxycarbonyl, C₁₋₆ alkanoylamino, C₆₋₁₄ aroylamino, C₁₋₆ hydroxyalkyl, methylsulfonyl, phenylsulfonyl, thienyl and tetrazole.

-307-

53. A compound of claim 52, wherein any of said C₆₋₁₀ aryl, C₆₋₁₀ aryloxy, C₆₋₁₀ arylmethoxy is further substituted by one or two of chloro, halogen, C₁₋₆ alkyl, C₁₋₆ alkoxy, phenyl, hydroxy, nitro, trifluoromethyl, carboxy, 3,4-methylenedioxy, 3,4-ethylenedioxy, 3,4-propylenedioxy or amino.

54. A compound of claim 52, wherein said optional substituent is thienyl further substituted by one or two of chloro, amino, methyl, methoxy or hydroxy.

55. A compound of claim 1, wherein R² is C₁₋₆ alkylsulfonylamino, C₆₋₁₀ar(C₁₋₆)alkylsulfonylamino, C₆₋₁₀ar(C₂₋₆)alkenylsulfonylamino, C₆₋₁₀arylsulfonylamino, heteroarylsulfonylamino, di(C₆₋₁₀ar(C₁₋₆)alkylsulfonyl)amino, di(C₆₋₁₀ar(C₂₋₆)alkenylsulfonyl)amino, di(C₆₋₁₀ar(C₁₋₃)arylsulfonyl)amino or di-(heteroarylsulfonyl)amino, wherein any of the aryl or heteroaryl containing groups is optionally substituted on the aromatic ring.

56. A compound of claim 55, wherein R² is C₆₋₁₀arylsulfonylamino, di(C₆₋₁₀arylsulfonyl)amino, C₆₋₁₀ar(C₁₋₃)alkylsulfonylamino, di(C₆₋₁₀ar(C₁₋₃)alkylsulfonyl)amino or thienylsulfonylamino, wherein any of the aryl or thienyl containing groups is further optionally substituted.

57. A compound of claim 1, wherein R² is biphenylsulfonylamino, bis(biphenylsulfonyl)amino, naphth-2-ylsulfonylamino, di(naphth-2-ylsulfonyl)amino, 6-bromonaphth-2-ylsulfonylamino, di(6-bromonaphth-2-ylsulfonyl)amino, naphth-1-ylsulfonylamino, di(naphth-1-ylsulfonyl)amino, 2-methylphenylsulfonylamino, di-(2-methylphenylsulfonyl)amino, 3-methylphenylsulfonylamino, di-(3-methylphenylsulfonyl)amino, 4-methylphenylsulfonylamino, di-(4-methylphenylsulfonyl)amino, benzylsulfonylamino, 4-methoxyphenylsulfonylamino, di-(4-

methoxyphenylsulfonyl)amino, 4-iodophenylsulfonylamino, di-(4-iodophenylsulfonyl)amino, 3,4-dimethoxyphenylsulfonylamino, bis-(3,4-dimethoxyphenylsulfonyl)amino, 2-chlorophenylsulfonylamino, di-(2-chlorophenylsulfonyl)amino, 3-chlorophenylsulfonylamino, di-(3-chlorophenylsulfonyl)amino, 4-chlorophenylsulfonylamino, di-(4-chlorophenylsulfonyl)amino, phenylsulfonylamino, di-(phenylsulfonyl)amino, 4-*tert*-butylphenylsulfonylamino, di-(4-*tert*-butylphenylsulfonyl)amino, 2-phenylethenylsulfonylamino or 4-(phenylsulfonyl)thien-2-ylsulfonylamino.

58. A compound of claim 1, wherein R² is amino, mono(C₁₋₆)alkylamino, di(C₁₋₆)alkylamino, mono(C₆₋₁₀)arylamino, di(C₆₋₁₀)arylamino, mono(C₁₋₆)alkylmono(C₆₋₁₀)arylamino, monoar(C₁₋₆)alkylamino, di(C₆₋₁₀)ar(C₁₋₆)alkylamino, mono(C₁₋₆)alkylmono(C₆₋₁₀)ar(C₁₋₆)alkylamino, monoheteroarylamino, diheteroarylamino, mono(C₁₋₆)alkylmonoheteroarylamino, wherein any of the aryl or heteroaryl containing groups is optionally substituted on the aromatic ring.

59. A compound of claim 58, wherein R² is mono(C₆₋₁₀)arylamino, mono(C₁₋₆)alkylmono(C₆₋₁₀)arylamino, mono(C₆₋₁₀)ar(C₁₋₃)alkylamino, mono(C₁₋₆)alkylmono(C₆₋₁₀)ar(C₁₋₃)alkylamino, monoheteroarylamino or mono(C₁₋₆)alkylmonoheteroarylamino.

60. A compound of claim 59, wherein R² is 1,3-thiazol-2-ylamino, imidazol-4-ylamino, quinolin-2-ylamino or quinolin-6-ylamino.

61. A compound of claim 58, wherein R² is anilino, naphtha-2-ylamino, naphth-1-ylamino, 4-(biphenyl)thiazol-2-ylamino, 4-(phenyl)thiazol-2-ylamino, 4-phenyl-5-methylthiazol-2-ylamino, 4-hydroxy-4-trifluoromethylthiazol-2-ylamino, 3-phenylphenylamino, pyrimidin-2-ylamino, 4-isopropylphenylamino, 3-isopropylphenylamino, 4-phenylphenylamino, 3-fluoro-4-phenylphenylamino, 3,4-methylenedioxyphenylamino, *n*-

-309-

butylphenylamino, N-methyl-N-(2-methylphenyl)amino, 3-nitrophenylamino, 4-methoxyphenylamino, 3-methoxyphenylamino, 2-methoxyphenylamino, 2-methylphenylamino, 3-methylphenylamino, 3,4-dimethylphenylamino, 3-chlorophenylamino, 4-chlorophenylamino, 4-(3-fluoro-4-methylphenyl)amino, 5 4-(indan-5-yl)amino, benzylamino, indanylmethylamino, 2,3-dihydrobenzofuranylmethylamino, 2-phenylimidazol-5-ylamino, 3-hydroxybenzylamino, 3-phenoxyphenylamino, 4-phenoxyphenylamino, 3-benzyloxyphenylamino, 4-benzyloxyphenylamino, quinolin-6-ylamino, quinolin-3-ylamino, 4-(phenylamino)phenylamino, 4-(4-ethylphenyl)phenylamino, 4-(dimethylamino)phenylamino, 10 4-cyclohexylphenylamino, 4-(9-ethylcarbazol-3-yl)amino, 4-(*t*-butyl)phenylamino or 4-methylthiophenylamino.

62. A compound of claim 1, wherein R² is alkanoylamino, alkenoylamino, aroylamino, aralkanoylamino, aralkenoylamino, 15 heteroarylamino, or heteroarylalkanoylamino, any of which is optionally substituted on the aromatic ring.

63. A compound of claim 62, wherein R² is (C₆₋₁₀)arylcarbonylamino, C₆₋₁₀ar(C₁₋₃)alkylcarbonylamino, C₆₋₁₀aryloxy(C₁₋₃)alkylcarbonylamino, C₃₋₁₀cycloalkylcarbonylamino, C₁₋₆alkylcarbonylamino or 20 heteroarylcarbonylamino.

64. A compound of claim 63, wherein R² is furanylcarbonylamino, and quinolinylcarbonylamino.

65. A compound of claim 63, wherein R² is 25 3-hydroxyphenylcarbonylamino, 2-phenylethenylcarbonylamino, phenylcarbonylamino, cyclohexylcarbonylamino, 4-methyl-3-nitrophenylcarbonylamino, furan-2-ylcarbonylamino, *tert*-butylcarbonylamino,

-310-

5-(3,5-dichlorophenoxy)furan-2-ylcarbonylamino, naphth-1-ylcarbonylamino, quinolin-2-ylcarbonylamino, 4-ethoxyphenylcarbonylamino, phenoxyethylcarbonylamino or 3-methylphenylcarbonylamino.

5 66. A compound of claim 1, wherein R² is C₆₋₁₀ aryloxy, C₆₋₁₀ ar(C₁₋₆)alkoxy, C₆₋₁₀ arylsulfonyl, C₆₋₁₀ ar(C₁₋₆)alkylsulfonyl or C₆₋₁₀ ar(C₂₋₆)alkenylsulfonyl, any of which is optionally substituted on the aromatic ring.

67. A compound of claim 66, wherein R² is C₆₋₁₀ aryloxy or C₆₋₁₀ arylsulfonyl.

10

68. A compound of claim 67, wherein R² is phenoxy, naphthyloxy, phenylsulfonyl or naphthylsulfonyl.

69. A compound of claim 1, which is one of:

5-methylthio-4-(6-quinolylamino)thiophene-2-carboxamidine;

15

5-methylthio-4-[(3-phenylphenyl)amino]thiophene-2-carboxamidine;

5-methylthio-4-(3-quinolylamino)thiophene-2-carboxamidine;

5-methylthio-4-(pyrimidin-2-ylamino)thiophene-2-carboxamidine;

4-[(4-cyclohexylphenyl)amino]-5-methylthiothiophene-2-carboxamidine;

methyl 4-amino-5-methylthiothiophene-2-carboxylate;

20

methyl 4-[(aminothioxomethyl)amino]-5-methylthiothiophene-2-carboxylate;

5-methylthio-4-[(4-phenyl(1,3-thiazol-2-yl))amino]thiophene-2-carboxamidine;

5-methylthio-4-{[4-(4-phenylphenyl)(1,3-thiazol-2-yl)]amino}thiophene-2-carboxamidine;

25

4-[(5-methyl-4-phenyl(1,3-thiazol-2-yl))amino]-5-methylthiothiophene-2-carboxamidine;

4-{[4-hydroxy-4-(trifluoromethyl)(1,3-thiazolin-2-yl)]amino}-5-methylthiothiophene-2-carboxamidine;

- 5-methylthio-4-(2-naphthylamino)thiophene-2-carboxamide;
4-[(4-chlorophenyl)amino]-5-methylthiothiophene-2-carboxamide;
4-[(3-methylphenyl)amino]-5-methylthiothiophene-2-carboxamide;
4-[(3-methoxyphenyl)amino]-5-methylthiothiophene-2-carboxamide;
5
4-{[3-(methylethyl)phenyl]amino}-5-methylthiothiophene-2-carboxamide;
5-methylthio-4-[(3-nitrophenyl)amino]thiophene-2-carboxamide;
4-{[4-(methylethyl)phenyl]amino}-5-methylthiothiophene-2-carboxamide;
4-[(3,4-dimethylphenyl)amino]-5-methylthiothiophene-2-carboxamide;
5-methylthio-4-[(4-phenylphenyl)amino]thiophene-2-carboxamide;
10
4-[(3-fluoro-4-phenylphenyl)amino]-5-methylthiothiophene-2-carboxamide;
4-(2H-benzo[d]1,3-dioxolen-5-ylamino)-5-methylthiothiophene-2-
carboxamide;
4-[(4-butylphenyl)amino]-5-methylthiothiophene-2-carboxamide;
5-methylthio-4-[benzylamino]thiophene-2-carboxamide;
15
4-(indan-5-ylamino)-5-methylthiothiophene-2-carboxamide;
4-(2,3-dihydrobenzo[b]furan-5-ylamino)-5-methylthiothiophene-2-
carboxamide;
5-methylthio-4-[(2-phenylimidazol-4-yl)amino]thiophene-2-carboxamide;
5-methylthio-4-[(2-quinolylmethyl)amino]thiophene-2-carboxamide;
20
4-{[(3-hydroxyphenyl)methyl]amino}-5-methylthiothiophene-2-
carboxamide;
5-methylthio-4-(phenylcarbonylamino)thiophene-2-carboxamide;
4-((2E)-3-phenylprop-2-enoylamino)-5-methylthiothiophene-2-carboxamide;
4-[(4-chlorophenyl)carbonylamino]-5-methylthiothiophene-2-carboxamide;
25
4-(cyclohexylcarbonylamino)-5-methylthiothiophene-2-carboxamide;
methyl 4-[(4-methyl-3-nitrophenyl)carbonylamino]-5-methylthiothiophene-2-
carboxylate;
4-(2-furylcarbonylamino)-5-methylthiothiophene-2-carboxamide;
4-(2,2-dimethylpropanoylamino)-5-methylthiothiophene-2-carboxamide;
30
4-{[5-(3,5-dichlorophenoxy)(2-furyl)]carbonylamino}-5-methylthiothiophene-
2-carboxamide;

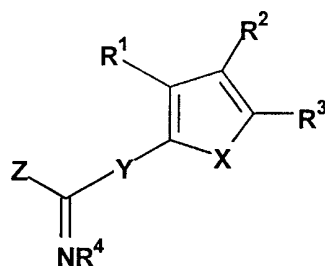
- 5-methylthio-4-(naphthylcarbonylamino)-thiophene-2-carboxamide;
5-methylthio-4-(2-quinolylcarbonyl-amino)thiophene-2-carboxamide;
4-[(3-methoxyphenyl)carbonylamino]-5-methylthiothiophene-2-
carboxamide;
5 4-[2-(2-hydroxy-5-methoxyphenyl)acetylamino]-5-methylthiothiophene-2-
carboxamide;
4-[(4-ethoxyphenyl)carbonylamino]-5-methylthiothiophene-2-carboxamide;
5-methylthio-4-(2-phenoxyacetylamino)-thiophene-2-carboxamide;
4-[(3-methylphenyl)carbonylamino]-5-methylthiothiophene-2-carboxamide;
10 5-methylthio-4-[[3-(phenylmethoxy)phenyl]amino]thiophene-2-
carboxamide;
5-methylthio-4-[(3-phenoxyphenyl)amino]thiophene-2-carboxamide;
5-methylthio-4-[(4-phenoxyphenyl)amino]thiophene-2-carboxamide;
4-[(2-methoxyphenyl)amino]-5-methylthiothiophene-2-carboxamide;
15 4-[(2-methylphenyl)amino]-5-methylthiothiophene-2-carboxamide;
4-[(3-chlorophenyl)amino]-5-methylthiothiophene-2-carboxamide;
4-(methylphenylamino)-5-methylthiothiophene-2-carboxamide;
5-methyl-4-(phenylamino)thiophene-2-carboxamide;
4-[[4-(dimethylamino)phenyl]amino]-5-methylthiothiophene-2-
20 carboxamide;
4-[(4-ethylphenyl)amino]-5-methylthiothiophene-2-carboxamide;
5-methylthio-4-[[4-(phenylmethoxy)phenyl]amino]thiophene-2-
carboxamide;
5-methylthio-4-[[4-(phenylamino)phenyl]amino]thiophene-2-carboxamide;
25 4-[(4-methoxyphenyl)amino]-5-methylthiothiophene-2-carboxamide;
4-[(3-fluoro-4-methylphenyl)amino]-5-methylthiothiophene-2-carboxamide;
4-(indan-5-ylamino)-5-methylthiothiophene-2-carboxamide;
4-[(9-ethylcarbazol-3-yl)amino]-5-methylthiothiophene-2-carboxamide;
5-methylthio-4-[[4-(phenylphenyl)sulfonyl]amino]thiophene-2-
30 carboxamide;

-313-

- 4-{bis[(4-phenylphenyl)sulfonyl]amino}-5-methylthiothiophene-2-carboxamide;
- 5-methylthio-4-[(2-naphthylsulfonyl)-amino]thiophene-2-carboxamide;
- 4-[bis(2-naphthylsulfonyl)amino]-5-methylthiothiophene-2-carboxamide;
- 5 4-[[6-bromo(2-naphthyl))sulfonyl]amino}-5-methylthiothiophene-2-carboxamide;
- 4-{bis[(6-bromo(2-naphthyl))sulfonyl]amino}-5-methylthiothiophene-2-carboxamide;
- 5-methylthio-4-[(naphthylsulfonyl)-amino]thiophene-2-carboxamide;
- 10 4-[bis(naphthylsulfonyl)amino]-5-methylthiothiophene-2-carboxamide;
- 4-[[2-methylphenyl)sulfonyl]amino}-5-methylthiothiophene-2-carboxamide;
- 4-{bis[(2-methylphenyl)sulfonyl]amino}-5-methylthiothiophene-2-carboxamide;
- 15 4-[[3-methylphenyl)sulfonyl]amino}-5-methylthiothiophene-2-carboxamide;
- 4-{bis[(3-methylphenyl)sulfonyl]amino}-5-methylthiothiophene-2-carboxamide;
- 4-[[4-methylphenyl)sulfonyl]amino}-5-methylthiothiophene-2-
- 20 carboxamide;
- 4-{bis[(4-methylphenyl)sulfonyl]amino}-5-methylthiothiophene-2-carboxamide;
- 5-methylthio-4-[[benzylsulfonyl]amino]-thiophene-2-carboxamide;
- 5-methylthio-4-phenoxythiophene-2-carboxamide; or
- 25 5-methylthio-4-(phenylsulfonyl)thiophene-2-carboxamide;
- or a salt, solvate, hydrate or prodrug thereof.

70. A compound of Formula I:

-314-



or a solvate, hydrate or pharmaceutically-acceptable salt thereof, wherein:

X is oxygen or sulfur;

Y is a covalent bond or NH;

5 Z is NR⁵R⁶;

R¹ is a hydrogen, amino, hydroxy or halogen;

R² is

alkylsulfonylamino, aralkylsulfonylamino,

aralkenylsulfonylamino, arylsulfonylamino,

10 heteroarylsulfonylamino, di(aralkylsulfonyl)amino,

di(aralkenylsulfonyl)amino, di(arylsulfonyl)amino, or

di(heteroarylsulfonyl)amino, wherein any of the aryl or heteroaryl containing groups are optionally substituted

on the aromatic ring; or

15 amino, monoalkylamino, dialkylamino, monoarylamino,

diarylamino, monoalkylmonoarylamino,

monoaralkylamino, diaralkylamino,

monoalkylmonoaralkylamino, monoheterocycleamino,

diheterocycleamino, monoalkylmonoheterocycleamino,

20 wherein any of the aryl or heterocycle containing groups

is optionally substituted; or

alkanoylamino, alkenoylamino, alkynoylamino,

aroylamino, aralkanoylamino,

aralkenoylamino, heteroaroylamino,

25 heteroarylalkanoylamino, any of which is optionally

substituted on the aromatic ring; or

alkoxy, alkylthio, aryloxy, aralkoxy, arylthio,

-315-

aralkylthio, arylsulfonyl, aralkylsulfonyl,
aralkenylsulfonyl, any of which is optionally
substituted; or

alkoxycarbonylamino, aralkoxycarbonylamino,
5 aryloxycarbonylamino, wherein any of the aryl
containing groups is optionally substituted on the
aromatic ring; or

formylamino, H(S)CNH-, or thioacylamino;

R³ is hydrogen, C₁₋₆ alkyl, C₁₋₆ alkyl optionally substituted with
10 OH, NH₂, COOH, aminocarbonyl, or C₁₋₆ alkoxy.

71. A pharmaceutical composition comprising a compound
according to claim 70, or a pharmaceutically acceptable ester, salt or ether
thereof, and a pharmaceutically acceptable carrier.

72. A pharmaceutical composition according to claim 71, wherein
15 said compound is present in an amount between 0.01 and 100 milligrams.

73. A method of inhibiting a protease selected from the group
consisting of leukocyte neutrophil elastase, chymotrypsin, trypsin, pancreatic
elastase, cathepsin G, thrombin, urokinase, factor Xa, plasmin, thermolysin,
C-1 esterase, C-3 convertase, acrosin, thrombin, kallikreins, and pepsin,
20 comprising contacting said protease with a compound according to 70.

74. A method according to claim 73 wherein said protease is
trypsin, chymotrypsin, plasmin or urokinase.

75. A method of treating adult respiratory distress syndrome,
wound healing, gout, rheumatoid arthritis, reperfusion damage,
25 atherosclerosis, restenosis, neoplasia, metastasis, emphysema, Alzheimer's
disease, pancreatitis, benign prostatic hypertrophy, prostatic carcinoma,

psoriasis or Parkinson's disease, comprising administering to a patient in need of such treatment an effective amount of a compound according to claim 70.

76. A compound of claim 70, which is one of:

5-methylthio-4-(6-quinolylamino)thiophene-2-carboxamide

5 5-methylthio-4-[(3-phenylphenyl)amino]thiophene-2-carboxamide

5-methylthio-4-(3-quinolylamino)thiophene-2-carboxamide

5-methylthio-4-(pyrimidin-2-ylamino)thiophene-2-carboxamide

4-[(4-cyclohexylphenyl)amino]-5-methylthiothiophene-2-carboxamide

methyl 4-amino-5-methylthiothiophene-2-carboxylate

10 methyl 4-[(aminothioxomethyl)amino]-5-methylthiothiophene-2-carboxylate

5-methylthio-4-[(4-phenyl(1,3-thiazol-2-yl))amino]thiophene-2-carboxamide

5-methylthio-4-{[4-(4-phenylphenyl)(1,3-thiazol-2-yl)]amino}thiophene-2-carboxamide

4-[(5-methyl-4-phenyl(1,3-thiazol-2-yl))amino]-5-methylthiothiophene-2-carboxamide

15 4-{[4-hydroxy-4-(trifluoromethyl)(1,3-thiazolin-2-yl)]amino}-5-methylthiothiophene-2-carboxamide

5-methylthio-4-(2-naphthylamino)thiophene-2-carboxamide

4-[(4-chlorophenyl)amino]-5-methylthiothiophene-2-carboxamide

20 4-[(3-methylphenyl)amino]-5-methylthiothiophene-2-carboxamide

4-[(3-methoxyphenyl)amino]-5-methylthiothiophene-2-carboxamide

4-{[3-(methylethyl)phenyl]amino}-5-methylthiothiophene-2-carboxamide

5-methylthio-4-[(3-nitrophenyl)amino]thiophene-2-carboxamide

4-{[4-(methylethyl)phenyl]amino}-5-methylthiothiophene-2-carboxamide

25 4-[(3,4-dimethylphenyl)amino]-5-methylthiothiophene-2-carboxamide

5-methylthio-4-[(4-phenylphenyl)amino]thiophene-2-carboxamide

4-[(3-fluoro-4-phenylphenyl)amino]-5-methylthiothiophene-2-carboxamide

4-(2H-benzo[d]1,3-dioxolen-5-ylamino)-5-methylthiothiophene-2-carboxamide

30 4-[(4-butylphenyl)amino]-5-methylthiothiophene-2-carboxamide

- 5-methylthio-4-[benzylamino]thiophene-2-carboxamide
4-(indan-5-ylamino)-5-methylthiothiophene-2-carboxamide
4-(2,3-dihydrobenzo[b]furan-5-ylamino)-5-methylthiothiophene-2-
carboxamide
- 5 5-methylthio-4-[(2-phenylimidazol-4-yl)amino]thiophene-2-carboxamide
5-methylthio-4-[(2-quinolylmethyl)amino]thiophene-2-carboxamide
4-[(3-hydroxyphenyl)methyl]amino}-5-methylthiothiophene-2-
carboxamide
5-methylthio-4-(phenylcarbonylamino)thiophene-2-carboxamide
- 10 4-((2E)-3-phenylprop-2-enoylamino)-5-methylthiothiophene-2-carboxamide
4-[(4-chlorophenyl)carbonylamino]-5-methylthiothiophene-2-carboxamide
4-(cyclohexylcarbonylamino)-5-methylthiothiophene-2-carboxamide
methyl 4-[(4-methyl-3-nitrophenyl)carbonylamino]-5-methylthiothiophene-2-
carboxylate
- 15 4-(2-furylcarbonylamino)-5-methylthiothiophene-2-carboxamide
4-(2,2-dimethylpropanoylamino)-5-methylthiothiophene-2-carboxamide
4-[[5-(3,5-dichlorophenoxy)(2-furyl)]carbonylamino]-5-methylthiothiophene-
2-carboxamide
5-methylthio-4-(naphthylcarbonylamino)-thiophene-2-carboxamide
- 20 5-methylthio-4-(2-quinolylcarbonylamino)thiophene-2-carboxamide
4-[(3-methoxyphenyl)carbonylamino]-5-methylthiothiophene-2-
carboxamide
4-[2-(2-hydroxy-5-methoxyphenyl)acetylamino]-5-methylthiothiophene-2-
carboxamide
- 25 4-[(4-ethoxyphenyl)carbonylamino]-5-methylthiothiophene-2-carboxamide
5-methylthio-4-(2-phenoxyacetylamino)-thiophene-2-carboxamide
4-[(3-methylphenyl)carbonylamino]-5-methylthiothiophene-2-carboxamide
5-methylthio-4-[[3-(phenylmethoxy)phenyl]amino]thiophene-2-
carboxamide
- 30 5-methylthio-4-[(3-phenoxyphenyl)amino]thiophene-2-carboxamide
5-methylthio-4-[(4-phenoxyphenyl)amino]thiophene-2-carboxamide

-318-

- 4-[(2-methoxyphenyl)amino]-5-methylthiophene-2-carboxamide
4-[(2-methylphenyl)amino]-5-methylthiophene-2-carboxamide
4-[(3-chlorophenyl)amino]-5-methylthiophene-2-carboxamide
4-(methylphenylamino)-5-methylthiophene-2-carboxamide
5
5-methyl-4-(phenylamino)thiophene-2-carboxamide
4-{{[4-(dimethylamino)phenyl]amino}}-5-methylthiophene-2-
carboxamide
4-[(4-ethylphenyl)amino]-5-methylthiophene-2-carboxamide
5-methylthio-4-{{[4-(phenylmethoxy)phenyl]amino}}thiophene-2-
10
carboxamide
5-methylthio-4-{{[4-(phenylamino)phenyl]amino}}thiophene-2-carboxamide
4-[(4-methoxyphenyl)amino]-5-methylthiophene-2-carboxamide
4-[(3-fluoro-4-methylphenyl)amino]-5-methylthiophene-2-carboxamide
4-(indan-5-ylamino)-5-methylthiophene-2-carboxamide
15
4-[(9-ethylcarbazol-3-yl)amino]-5-methylthiophene-2-carboxamide
5-methylthio-4-{{[4-(phenylphenyl)sulfonyl]amino}}thiophene-2-carboxamide
4-{{bis[[4-(phenylphenyl)sulfonyl]amino}}-5-methylthiophene-2-
carboxamide
5-methylthio-4-[(2-naphthylsulfonyl)-amino]thiophene-2-carboxamide
20
4-{{bis(2-naphthylsulfonyl)amino}}-5-methylthiophene-2-carboxamide
4-{{[(6-bromo(2-naphthyl))sulfonyl]amino}}-5-methylthiophene-2-
carboxamide
4-{{bis[(6-bromo(2-naphthyl))sulfonyl]amino}}-5-methylthiophene-2-
carboxamide
25
5-methylthio-4-[(naphthylsulfonyl)-amino]thiophene-2-carboxamide
4-{{bis(naphthylsulfonyl)amino}}-5-methylthiophene-2-carboxamide
4-{{[(2-methylphenyl)sulfonyl]amino}}-5-methylthiophene-2-
carboxamide
4-{{bis[(2-methylphenyl)sulfonyl]amino}}-5-methylthiophene-2-
30
carboxamide

-319-

4-[[3-methylphenyl)sulfonyl]amino}-5-methylthiophene-2-carboxamide

4-{bis[(3-methylphenyl)sulfonyl]amino}-5-methylthiophene-2-carboxamide

5 4-[[4-methylphenyl)sulfonyl]amino}-5-methylthiophene-2-carboxamide

4-{bis[(4-methylphenyl)sulfonyl]amino}-5-methylthiophene-2-carboxamide

5-methylthio-4-[[benzylsulfonyl]amino}-thiophene-2-carboxamide

10 5-methylthio-4-phenoxythiophene-2-carboxamide

5-methylthio-4-(phenylsulfonyl)thiophene-2-carboxamide

or salts or prodrugs thereof.

INTERNATIONAL SEARCH REPORT

International Application No

PCT/US 99/18065

A. CLASSIFICATION OF SUBJECT MATTER

IPC 7 C07D417/04 C07D333/38 C07D409/04 C07D413/04 C07D417/12
 C07D417/14 C07D409/12 A61K31/381 A61K31/426 A61P43/00

According to International Patent Classification (IPC) or to both national classification and IPC

B. FIELDS SEARCHED

Minimum documentation searched (classification system followed by classification symbols)

IPC 7 C07D A61K

Documentation searched other than minimum documentation to the extent that such documents are included in the fields searched

Electronic data base consulted during the international search (name of data base and, where practical, search terms used)

C. DOCUMENTS CONSIDERED TO BE RELEVANT

Category °	Citation of document, with indication, where appropriate, of the relevant passages	Relevant to claim No.
X	DATABASE CHEMABS 'Online! CHEMICAL ABSTRACTS SERVICE, COLUMBUS, OHIO, US ROSOWSKY, ANDRE ET AL: "Brominated trimetrexate analogs as inhibitors of Pneumocystis carinii and Toxoplasma gondii dihydrofolate reductase" retrieved from STN Database accession no. 126:199525 XP002135029 compounds with RN=187795-85-3; 187795-86-4 & J. HETEROCYCL. CHEM. (1996), 33(6), 1959-1966 , --- -/---	1

Further documents are listed in the continuation of box C.

Patent family members are listed in annex.

° Special categories of cited documents :

- *A* document defining the general state of the art which is not considered to be of particular relevance
- *E* earlier document but published on or after the international filing date
- *L* document which may throw doubts on priority claim(s) or which is cited to establish the publication date of another citation or other special reason (as specified)
- *O* document referring to an oral disclosure, use, exhibition or other means
- *P* document published prior to the international filing date but later than the priority date claimed

- *T* later document published after the international filing date or priority date and not in conflict with the application but cited to understand the principle or theory underlying the invention
- *X* document of particular relevance; the claimed invention cannot be considered novel or cannot be considered to involve an inventive step when the document is taken alone
- *Y* document of particular relevance; the claimed invention cannot be considered to involve an inventive step when the document is combined with one or more other such documents, such combination being obvious to a person skilled in the art.
- *&* document member of the same patent family

Date of the actual completion of the international search

7 April 2000

Date of mailing of the international search report

25/04/2000

Name and mailing address of the ISA

European Patent Office, P.B. 5818 Patentlaan 2
 NL - 2280 HV Rijswijk
 Tel. (+31-70) 340-2040, Tx. 31 651 epo nl,
 Fax: (+31-70) 340-3016

Authorized officer

De Jong, B

INTERNATIONAL SEARCH REPORT

Inter. Application No

PCT/US 99/18065

C.(Continuation) DOCUMENTS CONSIDERED TO BE RELEVANT		
Category °	Citation of document, with indication, where appropriate, of the relevant passages	Relevant to claim No.
X	DATABASE CHEMABS 'Online! CHEMICAL ABSTRACTS SERVICE, COLUMBUS, OHIO, US ENRIZ, R. D. ET AL: "Theoretical study of cimetidine and rigid analogs" retrieved from STN Database accession no. 115:7781 XP002135030 compound with RN=75815-06-4 & THEOCHEM (1991), 72(3-4), 327-38 , ---	1
X	WO 95 00505 A (WELLCOME FOUND ;SHEARER BARRY GEORGE (US); FRANZMANN KARL WITOLD () 5 January 1995 (1995-01-05) example 20 ---	1
X	US 4 220 654 A (BOLHOFFER WILLIAM A ET AL) 2 September 1980 (1980-09-02) column 4, line 30; claims 1,3; example 1B ---	1
A	EP 0 568 289 A (EISAI CO LTD) 3 November 1993 (1993-11-03) claims ---	1,71
A	US 4 634 783 A (FUJII SETSURO ET AL) 6 January 1987 (1987-01-06) column 13, line 10 - line 11 ---	1-76
A	DE 34 27 865 A (TORII & CO LTD) 6 February 1986 (1986-02-06) claim 1 ---	1-76
E	WO 99 40088 A (DIMENSIONAL PHARM INC) 12 August 1999 (1999-08-12) the whole document ---	1-76
E	WO 99 50257 A (DUDLEY DANETTE ANDREA ;EDMUNDS JEREMY JOHN (US); NARASIMHAN LAKSHM) 7 October 1999 (1999-10-07) claim 1; examples ---	1,71
E	WO 99 50254 A (DUDLEY DANETTE ANDREA ;EDMUNDS JEREMY JOHN (US); WARNER LAMBERT CO) 7 October 1999 (1999-10-07) claim 1; examples ---	1,71
E	WO 99 50263 A (DUDLEY DANETTE ANDREA ;EDMUNDS JEREMY JOHN (US); WARNER LAMBERT CO) 7 October 1999 (1999-10-07) claim 1; examples -----	1,71

INTERNATIONAL SEARCH REPORT

International application No.

PCT/US 99/18065

Box I Observations where certain claims were found unsearchable (Continuation of Item 1 of first sheet)

This International Search Report has not been established in respect of certain claims under Article 17(2)(a) for the following reasons:

1. Claims Nos.: 33-35, 38-40, 73-75
because they relate to subject matter not required to be searched by this Authority, namely:
Remark: Although claims 33-35, 38-40, 73-75
are directed to a method of treatment of the human/animal
body, the search has been carried out and based on the alleged
effects of the compounds.
2. Claims Nos.: not applicable
because they relate to parts of the International Application that do not comply with the prescribed requirements to such
an extent that no meaningful International Search can be carried out, specifically:
see FURTHER INFORMATION sheet PCT/ISA/210
3. Claims Nos.:
because they are dependent claims and are not drafted in accordance with the second and third sentences of Rule 6.4(a).

Box II Observations where unity of invention is lacking (Continuation of Item 2 of first sheet)

This International Searching Authority found multiple inventions in this international application, as follows:

1. As all required additional search fees were timely paid by the applicant, this International Search Report covers all
searchable claims.
2. As all searchable claims could be searched without effort justifying an additional fee, this Authority did not invite payment
of any additional fee.
3. As only some of the required additional search fees were timely paid by the applicant, this International Search Report
covers only those claims for which fees were paid, specifically claims Nos.:
4. No required additional search fees were timely paid by the applicant. Consequently, this International Search Report is
restricted to the invention first mentioned in the claims; it is covered by claims Nos.:

Remark on Protest

The additional search fees were accompanied by the applicant's protest.

No protest accompanied the payment of additional search fees.

INTERNATIONAL SEARCH REPORT

International Application No. PCT/US 99 18065

FURTHER INFORMATION CONTINUED FROM PCT/ISA/ 210

Continuation of Box I.2

Claims Nos.: not applicable

In view of the extremely broad Markush claims, the search was executed with due regard to the PCT Search Guidelines (PCT/GL/2), C-III, paragraph 2.1, 2.3 read in conjunction with 3.7 and Rule 33.3 PCT, i.e. particular emphasis was put on the inventive concept i.e. non-peptidic inhibitors of urokinase having the structure of formula I of claim 1.

INTERNATIONAL SEARCH REPORT

Information on patent family members

International Application No

PCT/US 99/18065

Patent document cited in search report		Publication date	Patent family member(s)	Publication date
WO 9500505	A	05-01-1995	AT 163932 T	15-03-1998
			AU 6976394 A	17-01-1995
			DE 69408988 D	16-04-1998
			DE 69408988 T	30-07-1998
			EP 0705257 A	10-04-1996
			ES 2113664 T	01-05-1998
			HU 73169 A	28-06-1996
			JP 9501651 T	18-02-1997
			US 5874472 A	23-02-1999
			US 4220654	A
DK 238380 A	05-12-1980			
EP 0020173 A	10-12-1980			
ES 492116 D	16-05-1981			
ES 8105298 A	16-08-1981			
GR 68522 A	11-01-1982			
JP 55164678 A	22-12-1980			
PT 71306 A, B	01-06-1980			
EP 0568289	A	03-11-1993		
			CA 2094332 A	02-11-1993
			JP 6049058 A	22-02-1994
US 4634783	A	06-01-1987	JP 1700995 C	14-10-1992
			JP 3068859 B	30-10-1991
			JP 59139357 A	10-08-1984
			DE 3402628 A	02-08-1984
			FR 2540118 A	03-08-1984
			GB 2134901 A, B	22-08-1984
DE 3427865	A	06-02-1986	NONE	
WO 9940088	A	12-08-1999	AU 2666599 A	23-08-1999
WO 9950257	A	07-10-1999	AU 1918399 A	18-10-1999
WO 9950254	A	07-10-1999	AU 1917999 A	18-10-1999
WO 9950263	A	07-10-1999	AU 1918499 A	18-10-1999