



US00D817869S

(12) **United States Design Patent**
Lee et al.

(10) **Patent No.:** US D817,869 S

(45) **Date of Patent:** ** May 15, 2018

- (54) **BATTERY PACK**
- (71) Applicant: **MOBILETRON ELECTRONICS CO., LTD.**, Taichung (TW)
- (72) Inventors: **Hsiang-Lin Lee**, Taichung (TW);
Wen-Yao Chi, Taichung (TW)
- (73) Assignee: **MOBILETRON ELECTRONICS CO., LTD.**, Taichung (TW)
- (**) Term: **15 Years**
- (21) Appl. No.: **29/578,942**
- (22) Filed: **Sep. 26, 2016**
- (51) **LOC (11) Cl.** **13-02**
- (52) **U.S. Cl.**
USPC **D13/103**
- (58) **Field of Classification Search**
USPC D13/102-106, 110, 118-119, 184
CPC Y02E 60/12; Y02E 60/122; Y02E 60/124;
Y02E 60/50; H01M 2/02; H01M 2/022;
H01M 2/0202; H01M 2/0207; H01M
2/0212; H01M 2/1061; H01M 2/1022;
H01M 2/1055; H01M 2/1066; H01M
2/105; H01M 2/204; H01M 10/4257;
H01M 10/0436; H01M 10/48
See application file for complete search history.

- D323,642 S * 2/1992 Liao D13/103
- D342,479 S * 12/1993 Kimata D13/103
- D350,111 S * 8/1994 Okumura D13/103
- D352,698 S * 11/1994 Okumura D13/103
- D397,991 S * 9/1998 Kawakami D13/103
- D432,077 S * 10/2000 Zurwelle D13/103
- D474,445 S * 5/2003 Matsuoka D13/103
- D488,774 S * 4/2004 Zufall D13/103
- D528,975 S * 9/2006 Chi D13/103
- D547,264 S * 7/2007 Kondo D13/103
- D597,482 S * 8/2009 Kondo D13/103

* cited by examiner

Primary Examiner — Robert M. Spear

Assistant Examiner — Alison M Ofstun

(74) *Attorney, Agent, or Firm* — Lynette Wylie; Apex
Juris, pllc.

(57) **CLAIM**

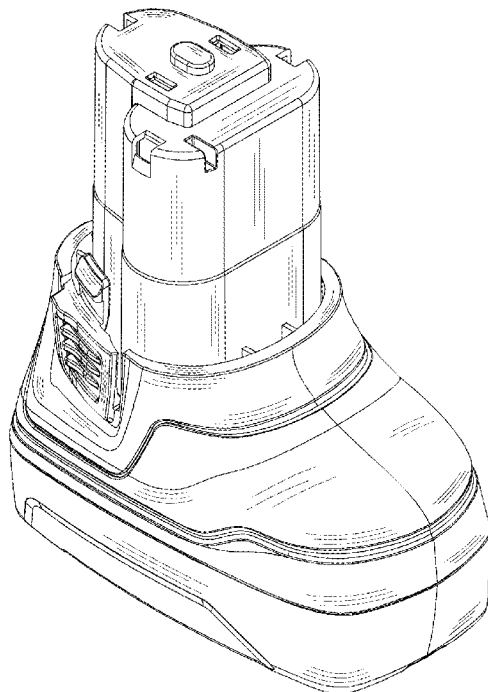
The ornamental design for a battery pack, as shown and described.

DESCRIPTION

FIG. 1 is a perspective view of the battery pack;
FIG. 2 is a front view of the battery pack;
FIG. 3 is a rear view of the battery pack;
FIG. 4 is a top view of the battery pack;
FIG. 5 is a bottom view of the battery pack;
FIG. 6 is a left side view of the battery pack; and,
FIG. 7 is a right side view of the battery pack.
In the drawings, the broken lines illustrate portions of the article that form no part of the claimed design.

1 Claim, 6 Drawing Sheets

- (56) **References Cited**
U.S. PATENT DOCUMENTS
D306,573 S * 3/1990 Schultz D13/103
D306,574 S * 3/1990 Schultz D13/103



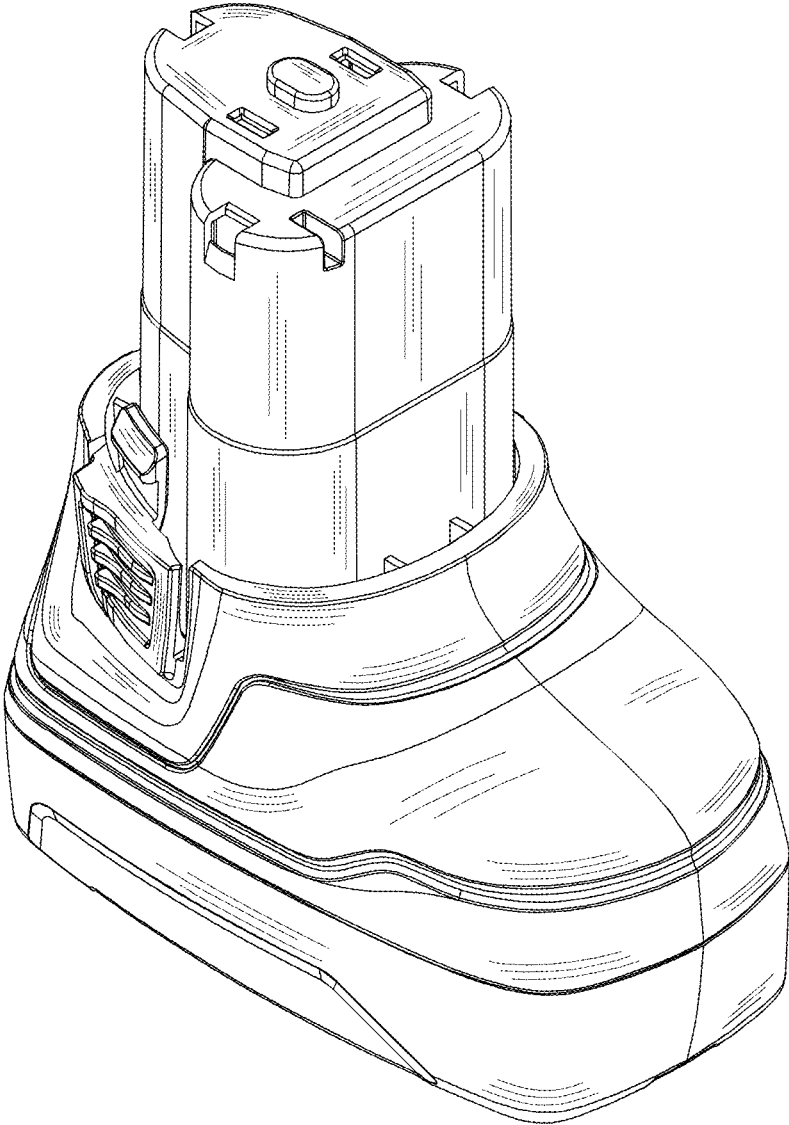


FIG. 1

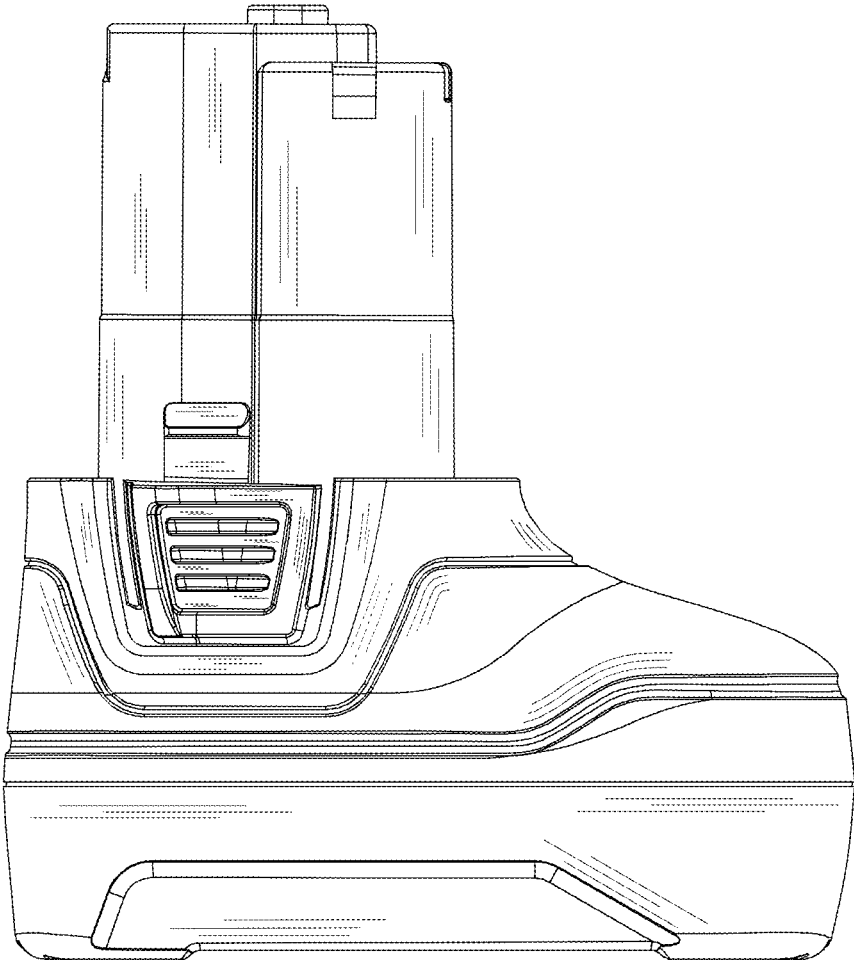


FIG. 2

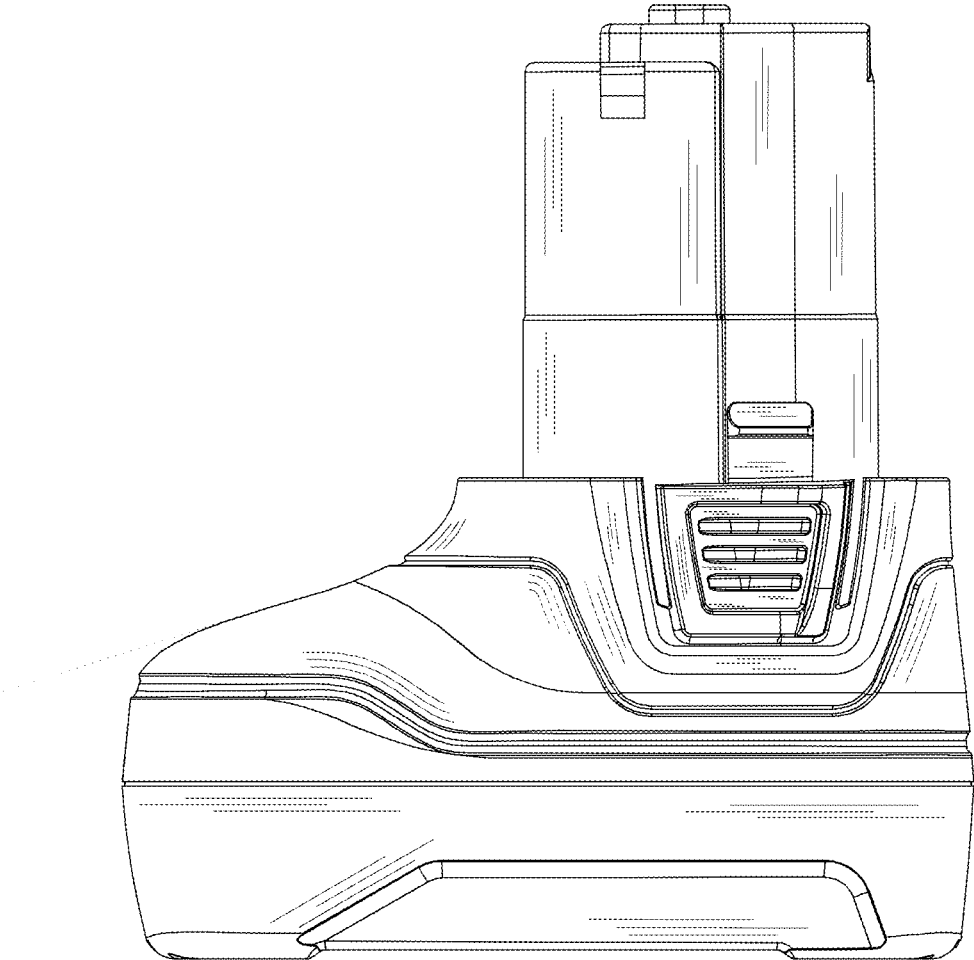


FIG. 3

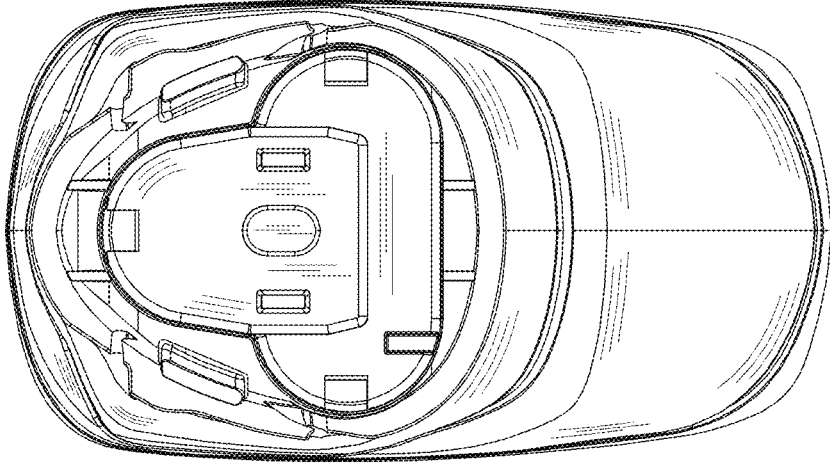


FIG. 4

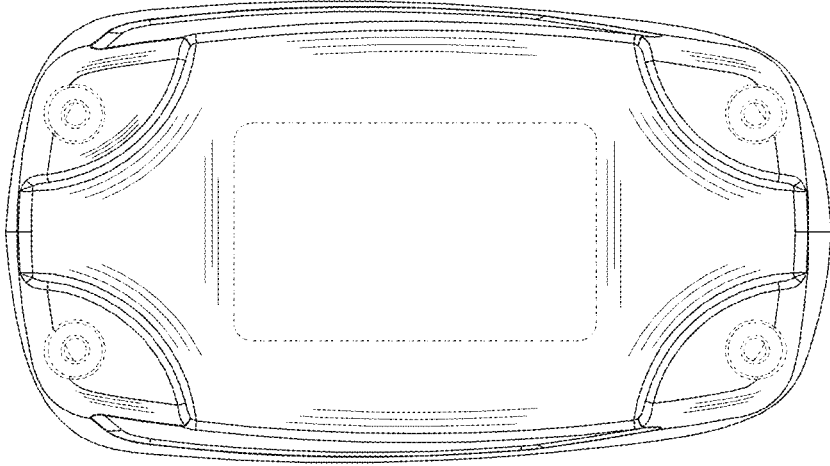


FIG. 5

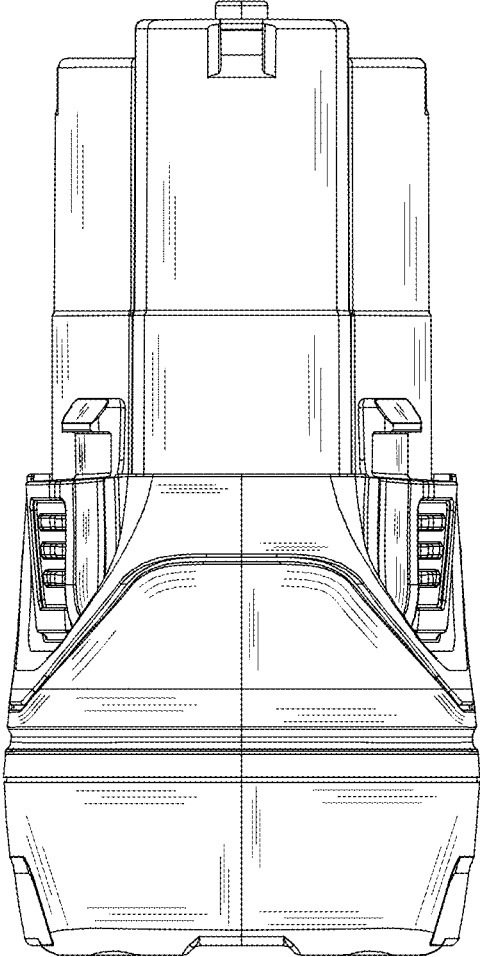


FIG. 6

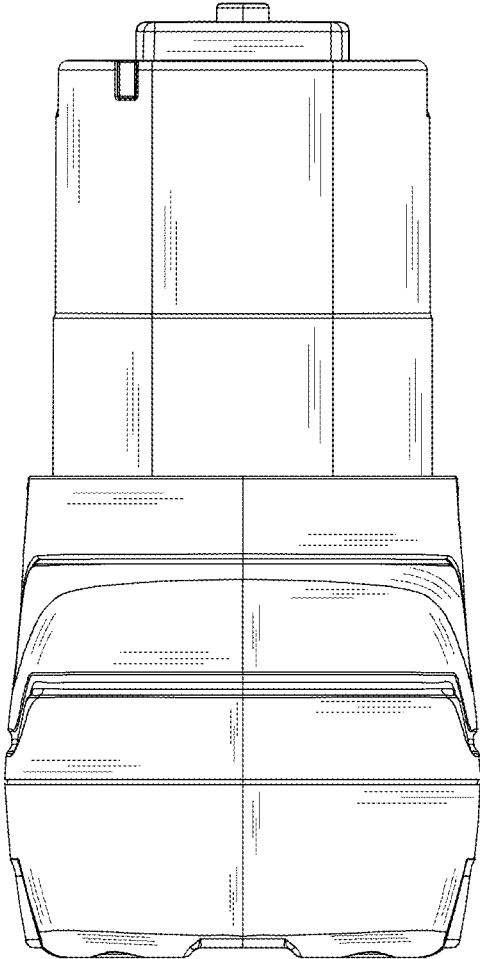


FIG. 7