



(19) **United States**  
(12) **Patent Application Publication**  
**CURRY**

(10) **Pub. No.: US 2013/0173726 A1**  
(43) **Pub. Date: Jul. 4, 2013**

(54) **JOINT COMMUNICATION SESSIONS**  
(76) Inventor: **BRIAN CURRY**, Burlingame, CA (US)  
(21) Appl. No.: **13/620,566**  
(22) Filed: **Sep. 14, 2012**

(52) **U.S. Cl.**  
CPC ..... **H04L 51/00** (2013.01)  
USPC ..... **709/206**

(57) **ABSTRACT**

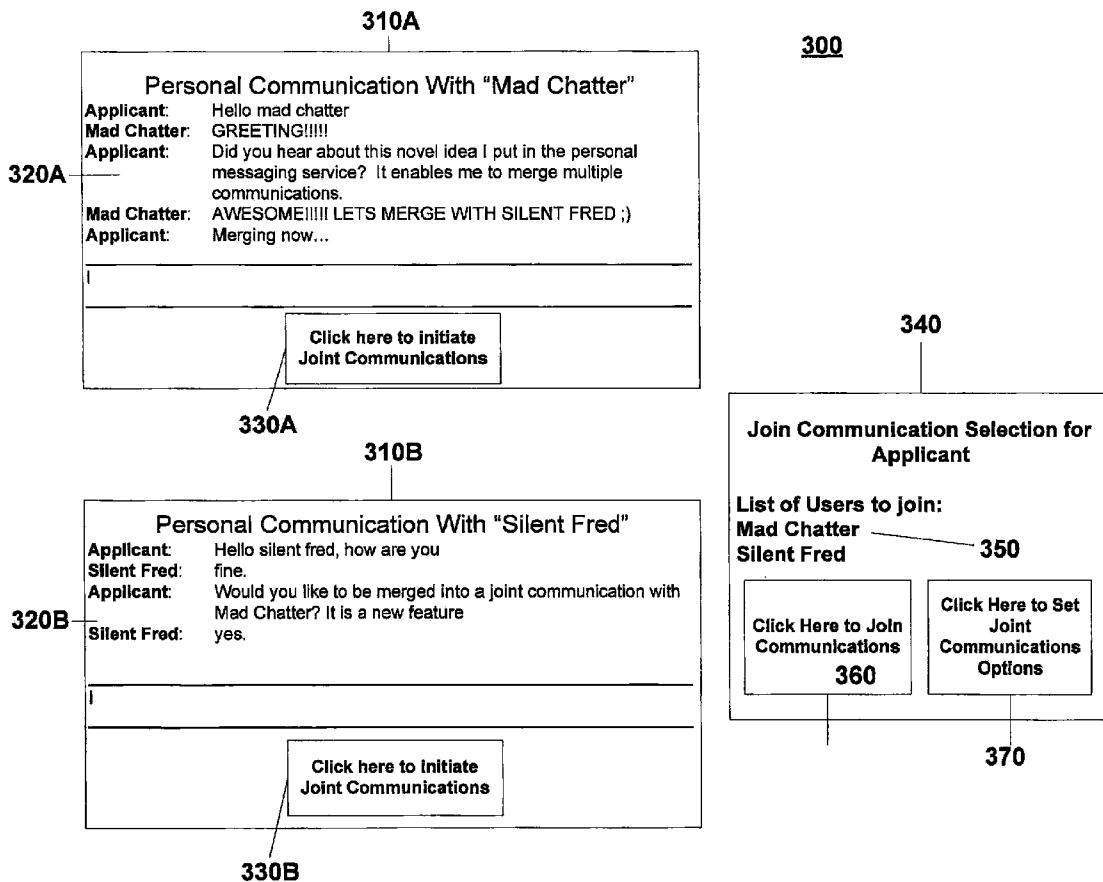
Online communication sessions may be joined in an environment that includes receiving a first communication between a first user and a second user and enabling the rendering of the first communication at devices associated with the first and second users. A second communication between the first user and a third user is received and the rendering of the second communication at devices associated with the first and third users is enabled. After receiving the first and second communications, a trigger to join at least the communication sessions associated with the first, second, and third users is received from the first, second, or third user. Information structured and arranged to render, in a single window, text associated with the first and second communications at the devices associated with the first, second, and third users is generated.

**Related U.S. Application Data**

(63) Continuation of application No. 13/223,696, filed on Sep. 1, 2011, which is a continuation of application No. 11/535,565, filed on Sep. 27, 2006, now Pat. No. 8,015,247.  
(60) Provisional application No. 60/803,111, filed on May 24, 2006.

**Publication Classification**

(51) **Int. Cl.**  
**H04L 12/58** (2006.01)



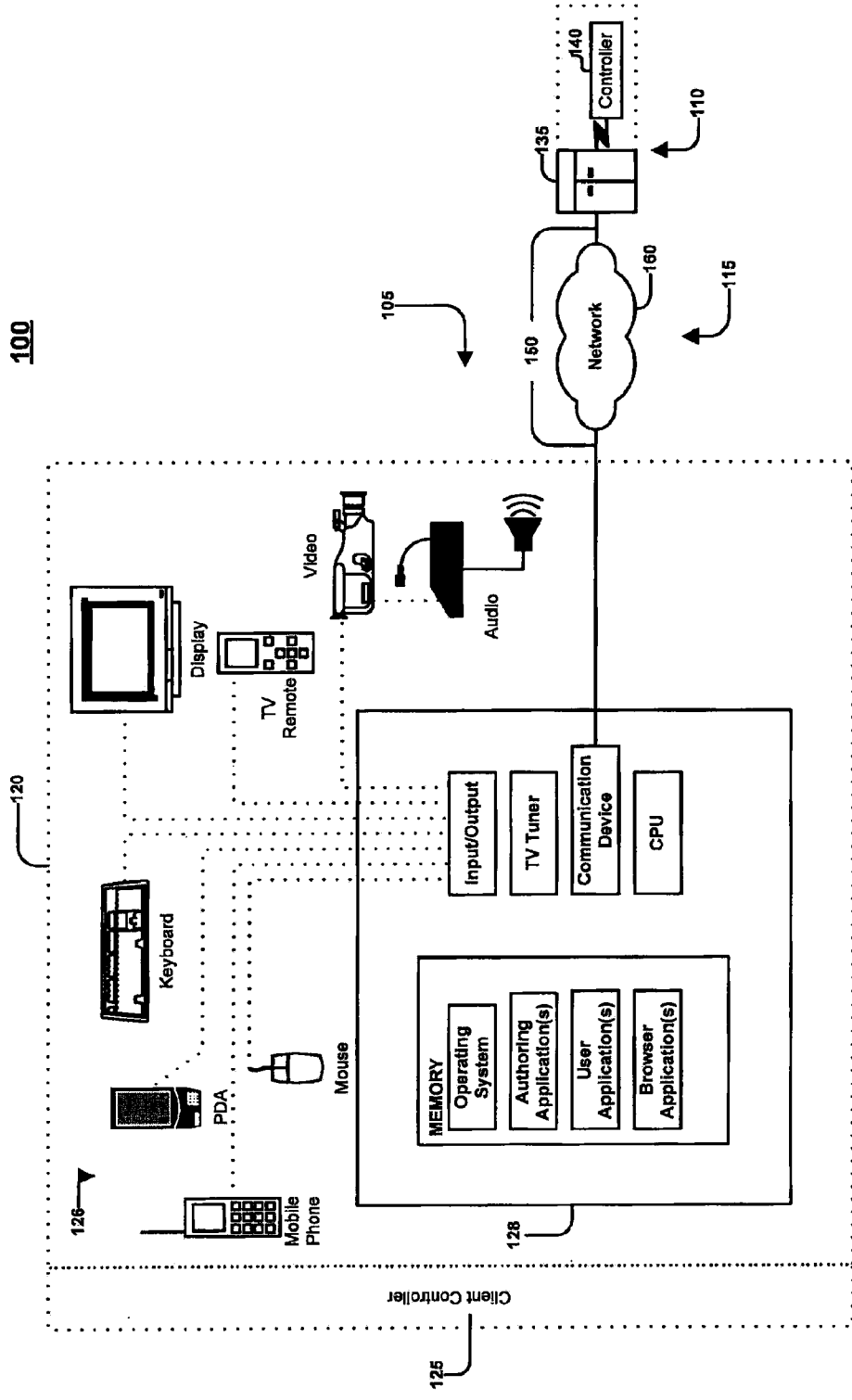


Fig. 1

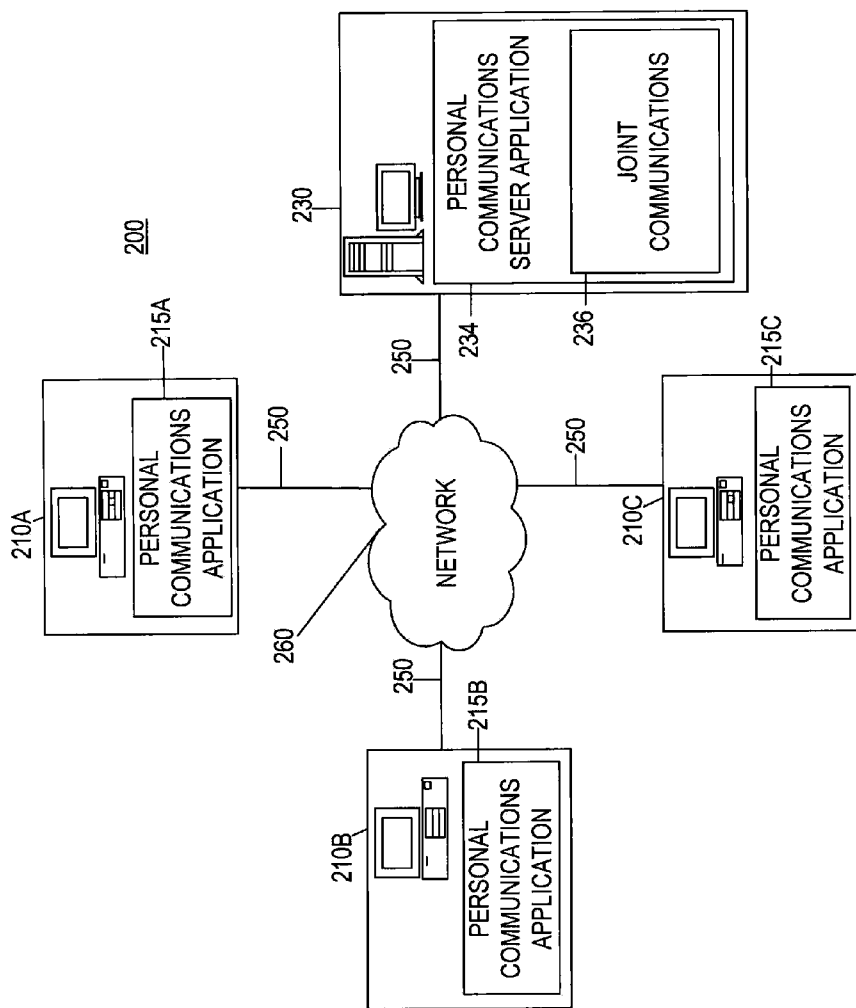
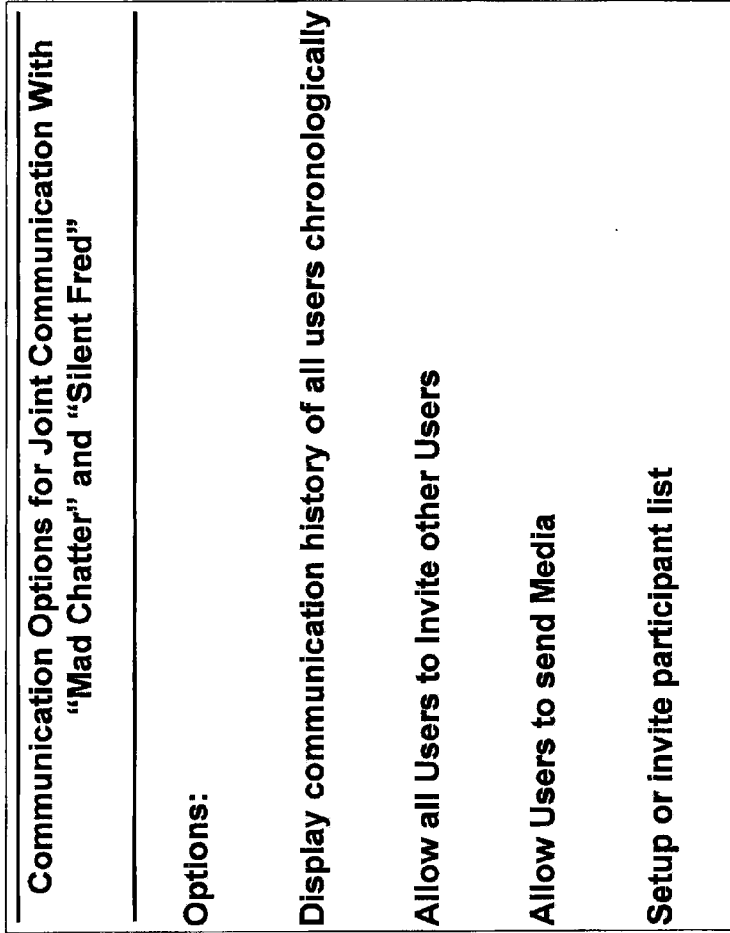


FIG. 2



**400**

**410**



**FIG. 4**

500

510

**Joint Communication With "Mad Chatter" and "Silent Fred"**

**Applicant (to Mad):** Hello mad chatter  
**Mad Chatter (to App):** GREETING!!!!  
**Applicant (to Mad):** Did you hear about this novel idea I put in the personal messaging service? It enables me to merge multiple communications.

**Mad Chatter (to App):** AWESOME!!!! LETS MERGE WITH SILENT FRED :)  
**Applicant (to Silent):** Hello silent fred, how are you fine.  
**Silent Fred (to App):** Would you like to be merged into a joint communication with Mad Chatter? It is a new feature  
**Applicant (to Silent):** yes.  
**Silent Fred (to App):** yes.  
**Mad Chatter (to Silent):** LETS MERGE!  
**Applicant (to Mad):** Merging now... (Joint Communications Initiated)

**Applicant :** Hello all, we are joined now  
**Mad Chatter:** WOW, SILENT FRED, YOU THERE?  
**Silent Fred:** yes.

---

**Click Here to Cancel Joint Communications**

**Click Here to Leave Joint Communications**

515

520

525

530

535

540

**FIG. 5A**

560

565

**Joint Communication With "Mad Chatter" and "Applicant"**

**Applicant (to Silent):** Hello silent fred, how are you fine.  
**Silent Fred (to App):** Would you like to be merged into a joint communication with Mad Chatter? It is a new feature yes.  
**Applicant (to Silent):** Yes.  
**Silent Fred (to App):** LETS MERGE!  
**Mad Chatter (to Silent):** (Joint Communications Initiated)  
 Hello sil, we are joined now  
**Applicant :** WOW, SILENT FRED, YOU THERE?  
**Mad Chatter:** yes.  
**Silent Fred:**

[Click Here to Cancel Joint Communications](#)
[Click Here to Leave Joint Communications](#)

550

555

**Joint Communication With "Mad Chatter" and "Silent Fred"**

**Applicant (to Mad):** Hello mad chatter GREETING!!!!  
**Mad Chatter (to App):** Did you hear about this novel idea i put in the personal messaging service? It enables me to merge multiple communications.  
**Applicant (to Mad):** AWESOME!!!! LETS MERGE WITH SILENT FRED :)  
**Mad Chatter (to App):** Hello silent fred, how are you fine.  
**Applicant (to Silent):** Would you like to be merged into a joint communication with Mad Chatter? It is a new feature yes.  
**Silent Fred (to App):** Merging now...  
**Applicant (to Mad):** (Joint Communications Initiated)  
 Hello sil, we are joined now  
**Applicant :** WOW, SILENT FRED, YOU THERE?  
**Mad Chatter:** yes.  
**Silent Fred:**

[Click Here to Cancel Joint Communications](#)
[Click Here to Leave Joint Communications](#)

FIG. 5B

575

580

Joint Communication With "Mad Chatter" and "Silent Fred"

Applicant :  
Mad Chatter:  
Silent Fred:

(Joint Communications Initiated)  
Hello all, we are joined now  
WOW, SILENT FRED, YOU THERE?  
yes.

Click Here to Cancel  
Joint  
Communications

Click Here to Leave  
Joint  
Communications

FIG. 5C



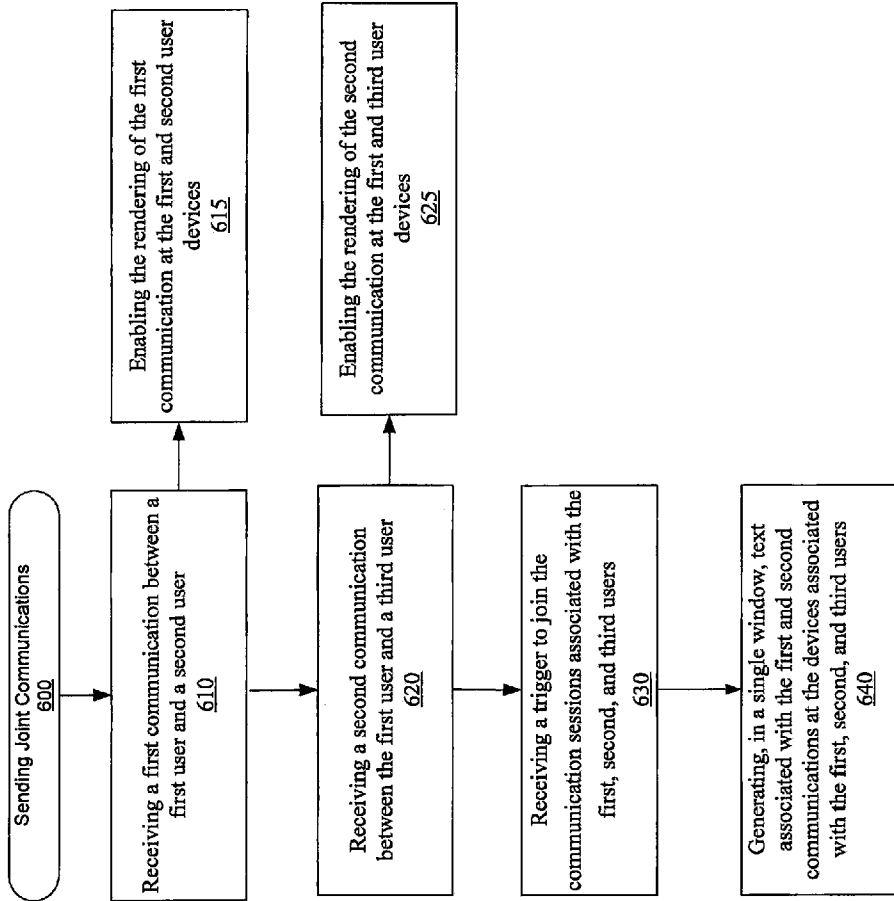


FIG. 6A

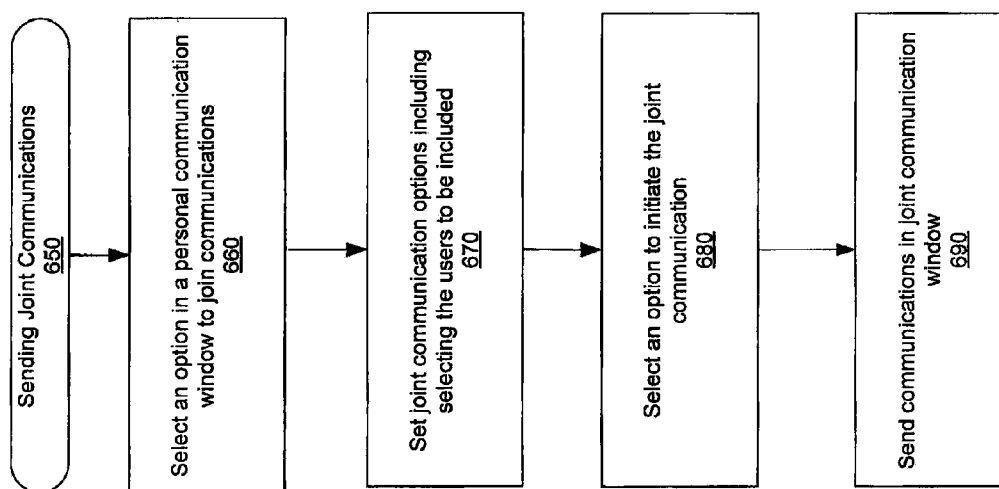


FIG. 6B

**JOINT COMMUNICATION SESSIONS**

**CROSS-REFERENCE**

**[0001]** The present application is a continuation of U.S. application Ser. No. 13/223,696 filed on Sep. 1, 2011 which is a continuation of U.S. application Ser. No. 11/535,565 filed on Sep. 27, 2006 which is now issued as U.S. Pat. No. 8,015, 247, which claims the benefit of and priority to U.S. provisional application No. 60/803,111 filed on May 24, 2006. Each of the aforementioned patent (s) and application(s) are hereby incorporated by reference in their entirety.

**TECHNICAL FIELD**

**[0002]** This invention relates to personal communication sessions.

**BACKGROUND**

**[0003]** Individuals may communicate over the Internet using personal communication sessions. An individual communicating with multiple people may use multiple communication sessions.

**SUMMARY**

**[0004]** In one general aspect, joining online communication sessions includes receiving a first communication between a first user and a second user and enabling the rendering of the first communication at devices associated with the first and second users. A second communication between the first user and a third user is received and the rendering of the second communication at devices associated with the first and third users is enabled. After receiving the first and second communication, a trigger to join at least the communication sessions associated with the first, second, and third users is received from the first, second, or third user. Information structured and arranged to render, in a single window, text associated with the first and second communications at the devices associated with the first, second, and third users is generated.

**[0005]** Implementations may include one or more additional features. For instance, a third communication between the second user and the third user may be received and the rendering of the third communication at the devices associated with the second and third users may be enabled before receiving the trigger. Information structured and arranged to render, in a single window, text associated with the first, second, and third communications at the devices associated with the first, second, and third users may be generated.

**[0006]** Receiving a trigger to join at least the communication sessions between the first, second, and third users may include receiving a trigger to join the communication sessions between the first, second, and third users, and a fourth user, where the fourth user is not involved in a communication session with any of the first, second, or third users. Information structured and arranged to render text associated with the first and second communications at the device associated with the fourth user may be generated.

**[0007]** Enabling the rendering of the first communication session may include generating information structured and arranged to render information associated with the first communication at only either one or both of the devices associated with either the first or second users.

**[0008]** In another general aspect, joining online communication sessions includes sending, from a user to multiple

specified users, a trigger to join two or more user-to-user communication sessions which include previous user communication sessions to multiple specified user, into a joint communication session and rendering, at a device associated with the user, the joint communication session including some or all of the text rendered in each of the user communications prior to the sending of the trigger. Future communications directed to the joint communication from users associated with the joint communication are rendered at the device associated with the user.

**[0009]** Implementations may include one or more additional features. For instance, at least one of the communication sessions may not have been rendered at the device prior to the sending of the trigger.

**[0010]** Sending a trigger to join two or more user-to-user communication sessions may include sending a trigger configured to establish a joint communication in which at least some of the text associated with each previous user communication is included in the rendered joint communication. The trigger may be configured to establish a joint communication in which at least some of the text associated with each previous user communication involving the first user is included in the rendered joint communication. The trigger also may be configured to establish a joint communication in which none of the text of previous user communications is included in the rendered joint communication, or to establish a joint communication in which users not included in the user-to-user communication sessions are enabled to be included in the joint communication.

**[0011]** Users not included in the user-to-user communication sessions may be enabled to be included in the joint communication after the joint communication is rendered. Sending a trigger to join two or more user-to-user communication sessions may include sending a trigger configured to establish a joint communication in which a user may send media content to be rendered with the joint communication session.

**[0012]** User communications in the joint communication may be rendered in chronological order. A chronological indication between user communications occurring before establishment of the joint communication and those occurring after establishment of the joint communication may be rendered.

**[0013]** In a further general aspect, an article includes a computer-readable medium having encoded thereon software instructions for enabling the establishment and rendering of a joint communication at joint communication users, where the joint communication includes text associated with user-to-user communications which were originally sent from and to the joint communication users, and text associated with a first communication sent from any of the joint communication users. The instructions also cause the computer to enable the establishment and rendering of the joint communication to an additional user, after the sending of the first communication, where that joint communication includes text associated with user-to-user communications which were originally sent from and to the joint communication users, text associated with a user-to-user communication between a user of the joint communication and the additional user communication, and text associated with the first communication sent from any of the joint communication users.

**[0014]** Implementation may include one or more additional features. For instance, the instructions may enable text associated with communications in the joint communication to be

rendered in chronological order. The instructions also may enable the joint communication to include a chronological indication between text associated with communications before the establishment of the joint communication and text associated with communications after the establishment of the joint communication.

**[0015]** Further, the instructions may enable the joint communication users to be connected to the Internet using multiple communication programs or to be closed for all users by the selection of an option to cancel by one of the joint communication users.

**[0016]** The details of one or more implementations are set forth below. Other features and advantages will be apparent from the description and drawings, and from the claims.

#### DESCRIPTION OF DRAWINGS

**[0017]** FIG. 1 is a block diagram of a communication system.

**[0018]** FIG. 2 is a block diagram of a communication system with multiple users.

**[0019]** FIG. 3 is an exemplary graphical user-interface including personal communications and a joint communications selection window.

**[0020]** FIG. 4 is an exemplary graphical user-interface of a communication options window for joint communications.

**[0021]** FIGS. 5A, 5B, and 5C are exemplary graphical user-interfaces of joint communications.

**[0022]** FIGS. 6A and 6B are exemplary flow charts of processes to send joint communications.

**[0023]** Like reference symbols in the various drawings indicate like elements.

#### DETAILED DESCRIPTION

**[0024]** Personal communication software enables a user to send communications (e.g., text messages) over the Internet to a specified recipient in a live format. Since personal communications are not broadcasted publicly, they offer privacy to users. Also, since personal communication may be initiated by typing or clicking on a username, they are a relatively quick and easy method of communication with specified users.

**[0025]** Users may wish to communicate with multiple users in a personal communication environment. For example, a user may wish to engage in private communication with two other users such that all text messages are seen concurrently by all parties. Further, the user may wish to specify the other included users. This may be accomplished by enabling a user of personal communication programs (e.g., AOL Instant Messenger) to join multiple personal communications (e.g., instant messages or IMs) into a joint communication.

**[0026]** FIG. 1 illustrates a communications system 100 including a first communication participant system 105 communicating with a host system 110 through a communications link 115. The first communications participant system 105 typically includes one or more user devices 120 and/or user controllers 125, and the host system 110 typically includes one or more host devices 135 and/or host controllers 140. For example, the first communications participant system 105 or the host system 110 may include one or more general-purpose computers (e.g., personal computers), one or more special-purpose computers (e.g., devices specifically programmed to communicate with each other and/or the first communications participant system 105 or the host system

110), or a combination of one or more general-purpose computers and one or more special-purpose computers. The first communications participant system 105 and the host system 110 may be arranged to operate within or in concert with one or more other systems, such as, for example, one or more LANs (“Local Area Networks”) and/or one or more WANs (“Wide Area Networks”).

**[0027]** The user device 120 and the host device 135 are generally capable of executing instructions under the command of, respectively, the user controller 125 and the host controller 140. The user device 120 and the host device 135 are connected to, respectively, the user controller 125 and the host controller 140 by, respectively, wired or wireless data pathways 130 and 145, which are capable of delivering data.

**[0028]** The user device 120, the user controller 125, the host device 135, and the host controller 140 typically each include one or more hardware components and/or software components. An example of a user device 120 or a host device 135 is a general-purpose computer (e.g., a personal computer) or software on such a computer capable of responding to and executing instructions in a defined manner. Other examples include a special-purpose computer, a workstation, a server, a device, a component, other physical or virtual equipment or some combination of these capable of responding to and executing instructions. The user device 120 and the host device 135 may include devices that are capable of establishing peer-to-peer communications.

**[0029]** An example of user controller 125 or host controller 140 is a software application loaded on the user device 120 or the host device 135 for commanding and directing communications enabled by the user device 120 or the host device 135. Other examples include a program, a piece of code, an instruction, a device, a computer, a computer system, or a combination of these for independently or collectively instructing the user device 120 or the host device 135 to interact and operate as described. The user controller 125 and the host controller 140 may be embodied permanently or temporarily in any type of machine, component, physical or virtual equipment, or storage medium capable of providing instructions to the user device 120 and the host device 135.

**[0030]** The communications link 115 typically includes a delivery network 160 that provides direct or indirect communication between the first communications participant system 105 and the host system 110, irrespective of physical separation. Examples of a delivery network 160 include the Internet, the World Wide Web, WANs, LANs, analog or digital wired and wireless telephone networks (e.g., Public Switched Telephone Network (PSTN), Integrated Services Digital Network (ISDN), and a type of Digital Subscriber Line (DSL)), radio, television, cable, or satellite systems, and other delivery mechanisms for carrying data. The communications link 115 may include communication pathways 150 and 155 that enable communications through the one or more delivery networks 160 described above. Each of the communication pathways 150 and 155 may include, for example, a wired, wireless, cable or satellite communication pathway.

**[0031]** The first communication participant system 105 includes a user device that typically includes a general-purpose computer 128 having an internal or external memory for storing data and programs such as an operating system (e.g., Windows XP™, Windows NT™, OS/1, or Linux) and one or more application programs. Examples of application programs include authoring applications (e.g., word processing programs, database programs, spreadsheet programs, or

graphics programs) capable of generating documents or other electronic content; user applications (e.g., America Online (AOL) client, AOL Instant Messenger (AIM) client, interactive television (ITV) client, Internet Service Provider (ISP) client, communication client or personal communications (IM) client) capable of communicating with other computer 128 users, accessing various computer 128 resources, and viewing, creating, or otherwise manipulating electronic content; and browser applications (e.g., Netscape's Navigator or Microsoft's Internet Explorer) capable of rendering standard Internet content and other content formatted according to standard protocols such as the Hypertext Transfer Protocol (HTTP).

[0032] One or more of the application programs may be installed on the internal or external storage of the general-purpose computer 128. Alternatively, in another implementation, the user controller 125 may access application programs externally stored in and/or performed by one or more device(s) external to the general-purpose computer 128.

[0033] The general-purpose computer 128 also includes a central processing unit (CPU) for executing instructions in response to commands from the user controller 125, and a communication device for sending and receiving data. One example of the communication device is a modem. Other examples include a transceiver, a set-top box, a communication card, a satellite dish, an antenna, a network adapter, or some other mechanism capable of transmitting and receiving data over the communications link 115 through a wired or wireless data pathway 150. The general-purpose computer 128 optionally includes a television ("TV") tuner for receiving television programming in the form of broadcast, satellite, and/or cable TV signals. The TV tuner permits the user device 120 to selectively and/or simultaneously display network content received by communications device and TV programming content received by the TV tuner.

[0034] The general-purpose computer 128 may include an input/output interface that enables wired or wireless connection to various peripheral devices 126. Examples of peripheral devices 126 include, but are not limited to, a mouse, a mobile phone, a personal digital assistant (PDA), an MP3 player (not shown), a keyboard, a display monitor with or without a touch screen input, a TV remote control for receiving information from and rendering information to users, and an audio-visual input device.

[0035] Although FIG. 1 illustrates devices such as a mobile telephone, a PDA, and a TV remote control as being peripheral with respect to the general-purpose computer 128, in another implementation, such devices may themselves include the functionality of the general-purpose computer 128 and operate as the user device 120. For example, the mobile phone or the PDA may include computing and networking capabilities and function as a user device 120 by accessing the delivery network 160 and communicating with the host system 110. Furthermore, the first communication participant system 105 may include one, some or all of the components and devices described above.

[0036] Referring to FIG. 2, a networked computing environment 200 supports communications between computer users. Users of the networked computing environment 200 are distributed geographically and communicate using user systems 210A-210C. Each of the user systems 210A-210C may be implemented using a user device 120 of FIG. 1, or using another device. The user systems 210A-210C are shown as including, respectively, personal communications

applications 215A-215C. A delivery network 260 interconnects the user systems 210A-210C. The delivery network 260 may be the delivery network 160 of FIG. 1, or another network. The user systems 210A-210C are connected to the delivery network 260 through communication pathways 250. A host system 230 also may be connected to the delivery network 260 and may be used to facilitate some direct or indirect communications between the user systems 210A-210C. The host system 230 may be the host system 110 of FIG. 1, or another system. The host system 230 includes a personal communications server application 234.

[0037] User systems 210A-210C and the host system 230 include a communications interface (not shown) used by the communications programs to send communications through the delivery network 260. The communications may include e-mail, audio data, video data, general binary data, or text data (e.g., encoded in American Standard Code for Information Interchange (ASCII) format). User systems also include one or more input devices, such as a keyboard, a mouse, a stylus, or a microphone, as well as one or more output devices, such as a monitor, a touch screen, speakers, or a printer.

[0038] The personal communications applications 215A-215C include participant lists that include communications identities (e.g., "buddies" in AOL) with which instant messages are exchanged using the respective user systems 210A-210C. More particularly, the personal communications applications 215A-215C include a participant list for each user that uses the user systems 210A-210C to send and receive instant messages. The personal communications applications 215A-215C enable the users to send and receive instant messages with the user systems 210A-210C. Instant messages are sent between users of the user systems 210A-210C through the personal communications server application 234 on the host system 230. The personal communications server application 234 routes instant messages sent with the personal communications applications 215A-215C. The joint communication component 236 may route joint communications from a single user system to multiple user systems 210A-210C.

[0039] The networked computing environment 200 may be structured and arranged differently. For example, the personal communications applications 215A-215C may be remotely accessed by the user systems 210A-210C. For example, the applications 215A-215C may be stored on the host system 230 and accessed from there.

[0040] Referring to FIG. 3, an exemplary GUI 300 includes personal communications 310A and 310B and a joint communication selection window 340. The GUI 300 may be displayed using the system 200 shown in FIG. 2, or another system. The GUI 300 is a screen shot of the interface shown when a user ("Applicant") who is engaged in personal communications concurrently with "Mad Chatter" and "Silent Fred" initiates a joint communication.

[0041] The personal communications 310A and 310B include communication text 320A and 320B and initiate joint communication options 330A and 330B. The personal communications 310A and 310B enable users to send and receive text messages in a live format. The text messages are displayed as communication text 320A and 320B. The initiate joint communication options 330A and 330B enable the user to join multiple personal communications where, for each user, the communication text for all users is shown in a single window. When activated, the initiate joint communication options 330A and 330B trigger display of the joint communication window 340. Various implementations may include

personalized features in the personal communications 310A and 310B. For example, a user specific icon or color may be included in the body of the personal communications 310A and 310B.

[0042] The joint communication selection window 340 enables a user to input one or more users to be included in the joint communication. The window 340 includes an adjustable list of users 350, an option to join communications 360, and an option to set joint communication options 370. By adding or subtracting users from the adjustable list 350, the initiating user selects which users are to be included in the joint communication. The option to join communications 360 initiates the rendering of the joint communication for the included users. The option to set communication options 370 provides access to a window configured to enable joint communication options to be set.

[0043] The previous description is an example implementation of a GUI including personal communications and an option to join the personal communications. Other implementations may be organized differently or may include other features. For example, multiple personal communications may be separately displayed in a single window including tabs, such that the tab selected determines the personal communication displayed in front.

[0044] Referring to FIG. 4, an exemplary GUI 400 of a communication options window 410 may be displayed in response to selection of the option to set joint communication options 370 of FIG. 3.

[0045] The communication options window 410 includes options 420-450 that enable a user to set characteristics of the joint communication. A communication history option 420 enables a user to select whether to include previous personal "one-on-one" communications between the users of the joint communication in the communication text of the joint communication. In one implementation, the communication history option 420 enables the user to include previous personal communications of some, but not all, users. The communication history option 420 may enable a setting which will display, for each user, all previous communications involving the user, in the communication text of the joint communication. An invitation option 430 enables users to invite additional users into the established joint communication. A media option 440 enables a user to include media in the joint communication (e.g., a user may send a picture that is displayed in the communication text of the joint communication of some or all of the joint communication users). Further, an option enabling a creation or setup of a previously created list may be included. For example, the option may include inviting a participate list 450 (e.g., an AOL "Buddy List"), automatically inviting all or some individuals in the list.

[0046] The previous description is an example implementation of a GM including a communication options window. Other implementations may be organized differently or may include other features. For example, in various implementations, an option enabling users to invite additional users associated with third-party communication software may be included.

[0047] Referring to FIG. 5A, an exemplary GUI 500 of a joint communication 510 presented to the initiating user ("Applicant") may be displayed in response to a selection of the option to join communications 360 in FIG. 3. The joint communication 510 includes communication text history 515, a joining indication 525, joint communication text 530, an option to cancel the joint communication 535, and an

option to leave the joint communication 540. In the GUI 500, the communication history option 420 has been selected to include all previous personal communications that are between any users included in the joint communication 510. As such, the communication text history 515 that is between Applicant and the other users ("Silent Fred" and "Mad Chatter") is included, and any communication text history between the other included users 520, though not involving Applicant, is also included. This option enables one user of the joint communication 510 to view messages between the other users from before the joint communication 510 is initiated.

[0048] The joining indication 525 marks the chronological point at which the joint communication 510 was formed. Communication text history 515 may be distinguished from the joint communication text 530 using the joining indication 525. In other implementations, the communication text history 515 may be shown visually differentiated from the joint communication text 530 by use of a different color, font, size, or other feature, along with, or as an alternative to, the joining indication 525.

[0049] The joint communication text 530 includes communications sent by users after the establishment of the joint communication. The sent communications are displayed in the order received. The option to cancel the joint communication 535 enables a user to cancel the joint communication for all users. In one implementation, all users are offered the option to cancel the joint communication 535, in other implementations, only the initiating user is offered the option 535. The option to leave the joint communication 540 enables a user to exit the joint communication without canceling the joint communication 510.

[0050] Referring to FIG. 5B an exemplary GUI 550 of a joint communication 555 presented to "Applicant" and an exemplary GUI 560 of a joint communication 565 presented to "Silent Fred" may be displayed in response to a selection of the option to join communications 360 in FIG. 3. In the GUIs 550 and 560, the communication history option 420 has been selected to include all previous personal communications that are between the viewing user and another user of the joint communication.

[0051] In the joint communication 555 presented to Applicant, the communication text history that is between Applicant and the other users "Silent Fred" and "Mad Chatter" is included and the communication history that is between only the other users is not included.

[0052] In the joint communication 565 presented to Silent Fred, the communication text history that is between Silent Fred and the other users "Applicant" and "Mad Chatter" is included and the communication history that is between only the other users is not included. This option enables messages to remain private such that they may only be viewed by the originally intended recipients.

[0053] Referring to FIG. 5C an exemplary GUI 580 of a joint communication 585 may be displayed in response to a selection of the option to join communications 360 in FIG. 3. In the GUI 580, the communication history option 420 has been selected such that no communication history is included.

[0054] The previous descriptions illustrate example implementations of GUIs including a joint communication. Other implementations may be organized differently or may include other features. For example, in various implementations, the joint communication includes user specific attributes, such as

for example, user-specific icons or text colors. Also, joint communication text may first be grouped by user, then grouped chronologically.

**[0055]** Referring to FIG. 6A, an exemplary process **600** to send joint communications is shown. The process **600** may be implemented on the system **200** of FIG. 2, or another system. The process **600** begins when a first communication between a first user and a second user is received (**610**). The first communication may be a live, text-based communication from a user to a remote second user, such as, for example, an AOL instant message. The first communication may be received by a server coordinating and/or directing communications between users. In response to receiving the first communication, the rendering of the first communication at the first and second user devices is enabled (**615**). In one implementation, rendering is enabled by forwarding data associated with the first communication to one or both of the devices associated with the first and second users. In another implementation, the rendering is enabled by forwarding the first communication itself.

**[0056]** A second communication between the first user and a third user is received (**620**). In response to the second communication, the rendering of the second communication at the first and third user devices is enabled (**625**).

**[0057]** A trigger to join the communication sessions associated with the first, second, and third users is received (**630**). The trigger may be sent in response to a user selecting an option to merge multiple communication sessions, and may include an identification of the communication sessions to merge. In response to receipt of the trigger, text associated with the first and second communications is generated in a single window at the devices associated with the first, second, and third users (**640**).

**[0058]** The previous description is an example implementation of a process for sending joint communications. Other implementations may be organized differently or may include other features. For example, in various implementations, users are not required to engage in personal communications to initiate joint communications. Also, joint communication options may be fixed, which enables users to bypass selection options.

**[0059]** Referring to FIG. 6B, an exemplary process **650** to send joint communications may be implemented on the system **200** of FIG. 2, or another system. The process **650** begins when a user selects an option in a personal communication window to join communications (**660**). Selecting the option may include clicking an icon displayed concurrent with communication text in a personal communication window.

**[0060]** The user sets the joint communication options including selecting the users to be included (**670**). Setting the joint communication options may include selecting options within a personal communications window, or within another window. Selecting users to be included may include selecting from a list of users actively engaged in personal communications with the initiating user.

**[0061]** The user selects an option to initiate the joint communication (**680**). The joint communication is rendered in response to selecting the option to initiate. The user sends communications within the joint communication window (**690**).

**[0062]** The previous description is an example implementation of a process for sending joint communications. Other implementations may be organized differently or may include other features. For example, in various implementations,

users are not required to engage in personal communications to initiate joint communications. Also, joint communication options may be fixed, enabling users to bypass selection options. Further, additional user and communications may be merged into a joint communication

**[0063]** A number of implementations have been described. Nevertheless, it will be understood that various modifications may be made without departing from the spirit and scope of the application.

What is claimed is:

**1.** A method for joining online communication sessions, the method comprising:

receiving a first communication between a first user and a second user;

enabling the rendering of the first communication at devices associated with the first and second users;

receiving a second communication between the first user and a third user;

enabling the rendering of the second communication at devices associated with the first and third users;

receiving, from the first, second, or third user, after receiving the first and second communication, a trigger to join at least the communication sessions associated with the first, second, and third users; and

generating information structured and arranged to render, in a single window, text associated with the first and second communications at the devices associated with the first, second, and third users.

**2.** The method of claim **1** further comprising:

receiving a third communication between the second user and the third user and enabling the rendering of the third communication at the devices associated with the second and third users before receiving the trigger; and

generating information structured and arranged to render, in a single window, text associated with the first, second, and third communications at the devices associated with the first, second, and third users.

**3.** The method of claim **1** wherein receiving a trigger to join at least the communication sessions between the first, second, and third users includes receiving a trigger to join the communication sessions between the first, second, third, and a fourth user, wherein the fourth user is not involved in a communication session with any of the first, second, or third users.

**4.** The method of claim **3** wherein generating information structured and arranged to render text associated with the first and second communications includes generating information structured and arranged to render text associated with the first and second communications at the device associated with the fourth user.

**5.** The method claim **1** wherein enabling the rendering of the first communication session includes generating information structured and arranged to render information associated with the first communication at only either one or both of the devices associated with either the first or second users.

**6.** A method for joining online communication sessions, the method comprising:

sending, from a user to multiple specified users, a trigger to join two or more user-to-user communication sessions which include previous user communications to multiple specified users, into a joint communication session;

rendering, at a device associated with the user, the joint communication session including some or all of the text rendered in each of the user communications prior to the sending of the trigger; and

rendering at the device associated with the user, future communications directed to the joint communication from users associated with the joint communication.

7. The method of claim 6 wherein at least one of the communication sessions was not rendered at the device associated with the user prior to the sending of the trigger.

8. The method of claim 6 wherein sending a trigger to join two or more user-to-user communication sessions includes sending a trigger configured to establish a joint communication in which at least some of the text associated with each previous user communication is included in the rendered joint communication.

9. The method of claim 6 wherein sending a trigger to join two or more user-to-user communication sessions includes sending a trigger configured to establish a joint communication in which at least some of the text associated with each previous user communication involving the user is included in the rendered joint communication.

10. The method of claim 6 wherein sending a trigger to join two or more user-to-user communication sessions includes sending a trigger configured to establish a joint communication in which none of the text of previous user communications is included in the rendered joint communication.

11. The method of claim 6 wherein sending a trigger to join two or more user-to-user communication sessions includes sending a trigger configured to establish a joint communication in which users not included in the user-to-user communication sessions are enabled to be included in the joint communication.

12. The method of claim 11 wherein sending a trigger to join two or more user-to-user communication sessions includes sending a trigger configured to establish a joint communication in which, after the joint communication is rendered, users not included in the user-to-user communication sessions are enabled to be included in the joint communication.

13. The method of claim 6 wherein sending a trigger to join two or more user-to-user communication sessions includes sending a trigger configured to establish a joint communication in which a user may send media content to be rendered with the joint communication session.

14. The method of claim 6 further comprising rendering user communications in the joint communication in chronological order.

15. The method of claim 14 further comprising rendering a chronological indication between user communications

occurring before establishment of the joint communication and user communications after establishment of the joint communication.

16. An article comprising a computer-readable medium having encoded thereon software for enabling rendering of a joint communication, the software including instructions that, when executed by a computer, cause the computer to:

enable the establishment and rendering of a first instance of a joint communication at devices associated with joint communication users, the first instance including:

text associated with user-to-user communications which were originally sent from and to the joint communication users, and

text associated with a first communication sent from any of the joint communication users; and

enable the establishment and rendering of a second instance of the joint communication at a device associated with an additional user, after the sending of the first communication, the second instance including:

text associated with user-to-user communications which were originally sent from and to the joint communication users,

text associated with a user-to-user communication between a user of the joint communication and the additional user, and

text associated with the first instance of the joint communication sent from any of the joint communication users.

17. The article of claim 16 further comprising instructions to enable text associated with communications in the joint communication to be rendered in chronological order.

18. The article of claim 17 further comprising instructions to enable the joint communication to include a chronological indication between text associated with communications before the establishment of the joint communication and text associated with communications after the establishment of the joint communication.

19. The article of claim 16 further comprising instructions to enable the joint communication users to be connected to the Internet using multiple communication programs.

20. The article of claim 16 further comprising instructions to enable the joint communication to be closed for all users by the selection of an option to cancel by one of the joint communication users.

\* \* \* \* \*