



US00D584860S

(12) **United States Design Patent**  
**Rodgers**

(10) **Patent No.:** **US D584,860 S**

(45) **Date of Patent:** **\*\* Jan. 13, 2009**

(54) **HELMET COVER**

(75) Inventor: **Michelle Marie Rodgers**, 2748 Star  
Creek Dr., Broomfield, CO (US) 80020

(73) Assignee: **Michelle Marie Rodgers**, Broomfield,  
CO (US)

(\*\*) Term: **14 Years**

(21) Appl. No.: **29/293,878**

(22) Filed: **Dec. 17, 2007**

(51) **LOC (9) Cl.** ..... **29-02**

(52) **U.S. Cl.** ..... **D29/122**

(58) **Field of Classification Search** ..... D29/102-107,  
D29/122; 2/410-412, 414, 416-425, 5, 6.6-6.8,  
2/452, DIG. 11, 8.1, 9, 10; 128/201.22, 207.17;  
D26/51; 362/105-107; D2/869, 870  
See application file for complete search history.

(56) **References Cited**

**U.S. PATENT DOCUMENTS**

D247,333 S \* 2/1978 Dame ..... D2/869  
D344,845 S \* 3/1994 Beitscher et al. .... D2/869

5,508,900 A \* 4/1996 Norman ..... 362/106  
D430,386 S \* 9/2000 Necatera ..... D2/869  
D463,898 S \* 10/2002 Davis ..... D2/869  
D471,673 S \* 3/2003 Berger ..... D29/102  
D533,312 S \* 12/2006 Bouchez ..... D29/102

\* cited by examiner

*Primary Examiner*—Ruth McInroy

(57) **CLAIM**

The ornamental design for a helmet cover, as shown and described.

**DESCRIPTION**

FIG. 1 is a front perspective view of a helmet cover showing our new design;

FIG. 2 is a top plan view thereof;

FIG. 3 is a front elevation view thereof;

FIG. 4 is a left side elevation view thereof;

FIG. 5 is a rear elevation view thereof; and,

FIG. 6 is a bottom plan thereof.

**1 Claim, 3 Drawing Sheets**

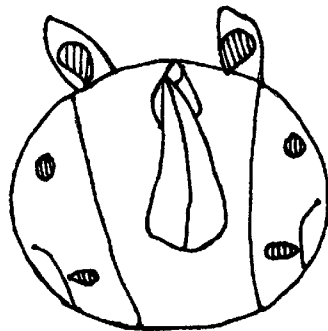



Figure 1




Figure 2

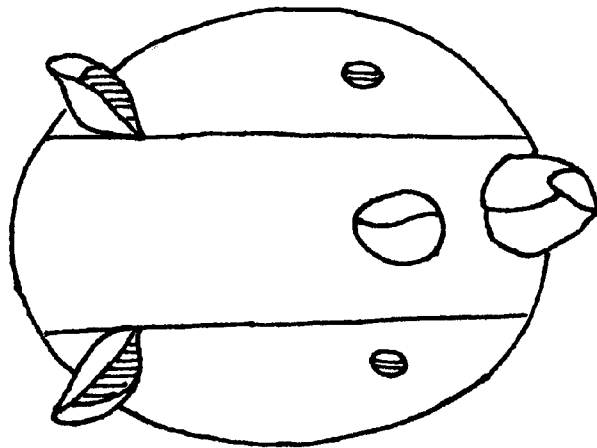


Figure 3

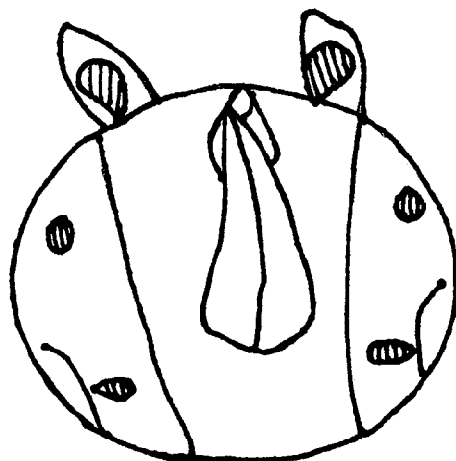


Figure 4




Figure 5



Figure 6

