



US00D616984S

(12) **United States Design Patent**
Gilboa

(10) **Patent No.:** **US D616,984 S**

(45) **Date of Patent:** **** *Jun. 1, 2010**

(54) **VIAL ADAPTER HAVING SIDE WINDOWS**

4,721,133 A 1/1988 Sundblom

4,743,229 A 5/1988 Chu

4,758,235 A 7/1988 Tu

(75) Inventor: **Moshe Gilboa**, Kfar Saba (IL)

(73) Assignee: **Medimop Medical Projects Ltd.**,
Ra'anana (IL)

(Continued)

(**) Term: **14 Years**

FOREIGN PATENT DOCUMENTS

DE 4112476 A1 12/1991

(21) Appl. No.: **29/339,587**

(Continued)

(22) Filed: **Jul. 2, 2009**

OTHER PUBLICATIONS

(51) **LOC (9) Cl.** **24-01**

(52) **U.S. Cl.** **D24/129; D24/130**

(58) **Field of Classification Search** D24/108,
D24/129, 130, 227, 231; 422/102; 604/403,
604/411-414, 416, 523, 537, 539

Grifols Vial Adapter Product Literature, 2 pages, Jan. 2002. cited by other.

(Continued)

See application file for complete search history.

Primary Examiner—T. Chase Nelson

Assistant Examiner—Mark Cavanna

(74) *Attorney, Agent, or Firm*—Panitch Schwarze Belisario & Nadel LLP

(56) **References Cited**

U.S. PATENT DOCUMENTS

- 3,484,849 A 12/1969 Huebner et al.
- 3,618,637 A 11/1971 Santomieri
- 3,757,981 A 9/1973 Harris, Sr. et al.
- 3,826,261 A 7/1974 Killinger
- 3,885,607 A 5/1975 Peltier
- 3,957,052 A 5/1976 Topham
- 3,977,555 A 8/1976 Larson
- 3,993,063 A 11/1976 Larrabee
- 4,020,839 A 5/1977 Klapp
- 4,051,852 A 10/1977 Villari
- 4,253,501 A 3/1981 Ogle
- D267,199 S 12/1982 Koenig
- D271,421 S 11/1983 Fetterman
- 4,434,823 A 3/1984 Hudspith
- 4,475,915 A 10/1984 Sloane
- D280,018 S 8/1985 Scott
- 4,564,054 A 1/1986 Gustavsson
- 4,588,396 A 5/1986 Stroebel et al.
- 4,604,093 A 8/1986 Brown et al.
- 4,607,671 A 8/1986 Aalto et al.
- 4,614,437 A 9/1986 Buehler
- 4,638,975 A 1/1987 Iuchi et al.
- 4,639,019 A 1/1987 Mittleman
- 4,697,622 A 10/1987 Swift et al.

(57) **CLAIM**

The ornamental design for a vial adapter having side windows, substantially as shown and described.

DESCRIPTION

FIG. 1 is a top perspective view of a vial adapter having side windows in accordance with my new design;

FIG. 2 is a bottom perspective view thereof;

FIG. 3 is a right elevation view thereof;

FIG. 4 is a top plan view thereof;

FIG. 5 is a front elevation view thereof;

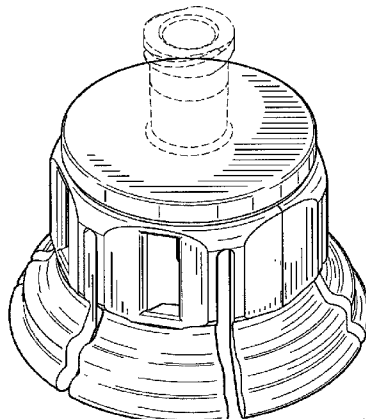
FIG. 6 is a rear elevation view thereof;

FIG. 7 is a left elevation view thereof; and,

FIG. 8 is a bottom plan view thereof.

The broken lines in the figures are for illustrative purposes only and form no part of the claimed design.

1 Claim, 4 Drawing Sheets



U.S. PATENT DOCUMENTS

4,759,756 A 7/1988 Forman et al.
 4,787,898 A 11/1988 Raines
 4,797,898 A 1/1989 Martinez
 4,834,152 A 5/1989 Howson et al.
 4,865,592 A 9/1989 Rycroft
 4,967,797 A 11/1990 Manska
 4,997,430 A 3/1991 Van der Heiden et al.
 5,049,129 A 9/1991 Zdeb et al.
 5,088,996 A 2/1992 Kopfer et al.
 5,104,387 A 4/1992 Pokorney et al.
 5,113,904 A 5/1992 Aslanian
 5,201,705 A 4/1993 Berglund et al.
 5,203,771 A 4/1993 Melker et al.
 5,211,638 A 5/1993 Dudar et al.
 5,247,972 A 9/1993 Tetreault
 5,269,768 A 12/1993 Cheung
 5,270,219 A 12/1993 DeCastro et al.
 5,279,576 A 1/1994 Loo et al.
 5,288,290 A 2/1994 Brody
 5,334,163 A 8/1994 Sinnett
 5,342,346 A 8/1994 Honda et al.
 5,344,417 A * 9/1994 Wadsworth, Jr. 604/414
 5,350,372 A 9/1994 Ikeda et al.
 5,364,387 A 11/1994 Sweeney
 5,374,264 A * 12/1994 Wadsworth, Jr. 604/403
 5,385,547 A 1/1995 Wong et al.
 5,466,220 A 11/1995 Brenneman
 5,478,337 A 12/1995 Okamoto et al.
 5,520,659 A 5/1996 Hedges
 5,526,853 A 6/1996 McPhee et al.
 5,566,729 A 10/1996 Grabenkort et al.
 5,573,281 A 11/1996 Keller
 5,636,660 A 6/1997 Pfliederer et al.
 5,641,010 A 6/1997 Maier
 5,653,686 A 8/1997 Coulter et al.
 5,743,312 A 4/1998 Pfeifer et al.
 5,772,652 A 6/1998 Zielinski
 5,893,397 A 4/1999 Peterson et al.
 5,989,237 A 11/1999 Fowles et al.
 6,063,068 A 5/2000 Fowles et al.
 D427,308 S * 6/2000 Zinger D24/129
 6,080,132 A 6/2000 Cole et al.
 6,113,583 A 9/2000 Fowles et al.
 6,139,534 A 10/2000 Niedospial, Jr. et al.
 6,156,025 A 12/2000 Niedospial, Jr. et al.
 6,159,192 A 12/2000 Fowles et al.
 6,238,372 B1 5/2001 Zinger et al.
 D445,501 S * 7/2001 Niedospial, Jr. D24/130
 6,343,629 B1 2/2002 Wessman et al.
 6,358,236 B1 3/2002 DeFoggi et al.
 6,379,340 B1 4/2002 Zinger et al.
 6,474,375 B2 11/2002 Spero et al.
 6,478,788 B1 11/2002 Aneas
 D472,316 S * 3/2003 Douglas et al. D24/108
 D472,630 S * 4/2003 Douglas et al. D24/108
 6,558,365 B2 5/2003 Zinger et al.
 6,699,229 B2 * 3/2004 Zinger et al. 604/413
 6,715,520 B2 4/2004 Andreasson et al.
 D495,416 S * 8/2004 Dimeo et al. D24/129
 6,852,103 B2 2/2005 Fowles et al.
 6,875,203 B1 4/2005 Fowles et al.
 6,875,205 B2 4/2005 Leinsing

6,890,328 B2 5/2005 Fowles et al.
 7,074,216 B2 7/2006 Fowles et al.
 D561,348 S * 2/2008 Zinger et al. D24/231
 7,425,209 B2 9/2008 Fowles et al.
 7,435,246 B2 10/2008 Zihlmann
 7,452,348 B2 11/2008 Hasegawa
 D595,420 S * 6/2009 Suzuki et al. D24/227
 D595,421 S * 6/2009 Suzuki et al. D24/227
 D595,862 S * 7/2009 Suzuki et al. D24/227
 D595,863 S * 7/2009 Suzuki et al. D24/227
 2002/0087144 A1 * 7/2002 Zinger et al. 604/523
 2002/0123736 A1 9/2002 Fowles et al.
 2002/0127150 A1 * 9/2002 Sasso 422/102
 2003/0153895 A1 * 8/2003 Leinsing 604/403
 2003/0199846 A1 10/2003 Fowles et al.
 2003/0199847 A1 10/2003 Akerlund et al.
 2004/0044327 A1 3/2004 Hasegawa
 2004/0073189 A1 4/2004 Wyatt et al.
 2005/0148994 A1 * 7/2005 Leinsing 604/414
 2006/0079834 A1 4/2006 Tennican et al.
 2007/0060904 A1 * 3/2007 Vedrine et al. 604/411
 2009/0012492 A1 1/2009 Zihlmann

FOREIGN PATENT DOCUMENTS

DE 4122476 A1 1/1993
 DE 19504413 A1 8/1996
 EP 0192661 A1 9/1986
 EP 0195018 A1 9/1986
 EP 0258913 A2 3/1988
 EP 0416454 A2 3/1991
 EP 0521460 A1 1/1993
 EP 0637443 A1 2/1995
 EP 0814866 A1 1/1998
 EP 0898951 A2 3/1999
 EP 1329210 A1 7/2003
 EP 1454609 A1 9/2004
 EP 1454650 A1 9/2004
 WO 9629113 A1 9/1996
 WO 0191693 A2 12/2001
 WO 2005105014 A2 11/2005

OTHER PUBLICATIONS

Novel Transfer, Mixing and Drug Delivery Systems, MOP Medimop Medical Projects Ltd. Catalog, 4 pages, Rev. 4, 2004. cited by other.
 Smart Site.RTM. Alaris Medical Systems Product Brochure, 4 pages, Issue Oct. 1, 1999. cited by other.
 Smart Site.RTM. Needle Systems, Alaris Medical Systems Webpage, 4 pages, Feb. 2006. cited by other.
 Photographs of Alaris Medical Systems SmartSite.RTM. device, 5 pages, 2002. cited by other.
 Non-Vented Vial Access Pin with ULTRASITE.RTM. Valve, B. Braun Medical, Inc. website and product description, 3 pages, Feb. 2006. cited by other.
 Office Action Issued Oct. 6, 2003 in U.S. Appl. No. 10/062,796.
 Office Action Issued Feb. 22, 2005 in U.S. Appl. No. 10/062,796.
 Office Action Issued Oct. 5, 2005 in U.S. Appl. No. 10/062,796.
 Office Action Issued Feb. 20, 2009 in U.S. Appl. No. 11/694,297.
 Int'l Search Report Issued Dec. 6, 2006 in Int'l Application No. PCT/IL2006/000912.
 Int'l Preliminary Report on Patentability Issued Dec. 4, 2007 in Int'l Application No. PCT/IL2006/000912.

* cited by examiner

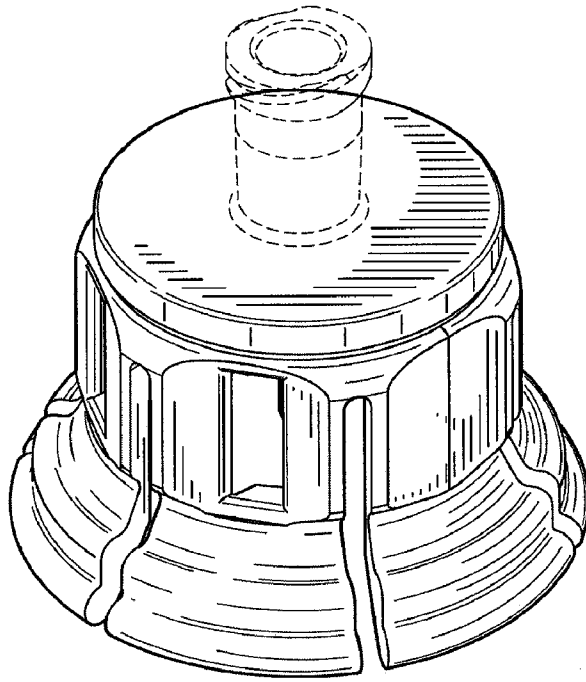


FIG.1

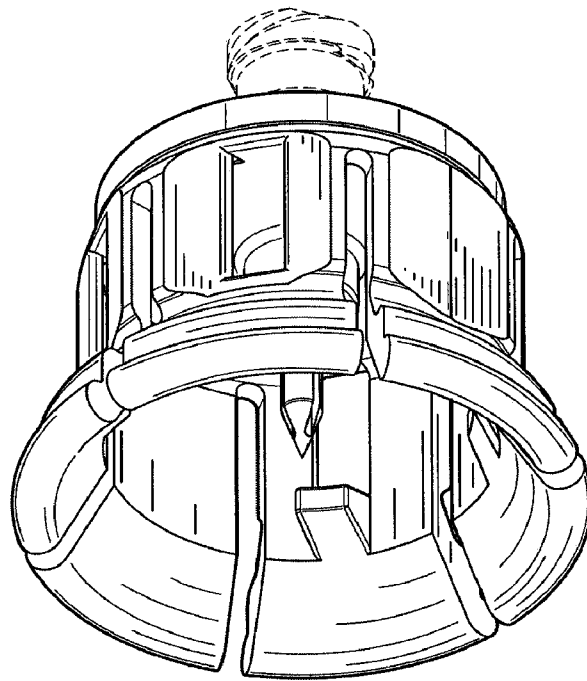


FIG.2

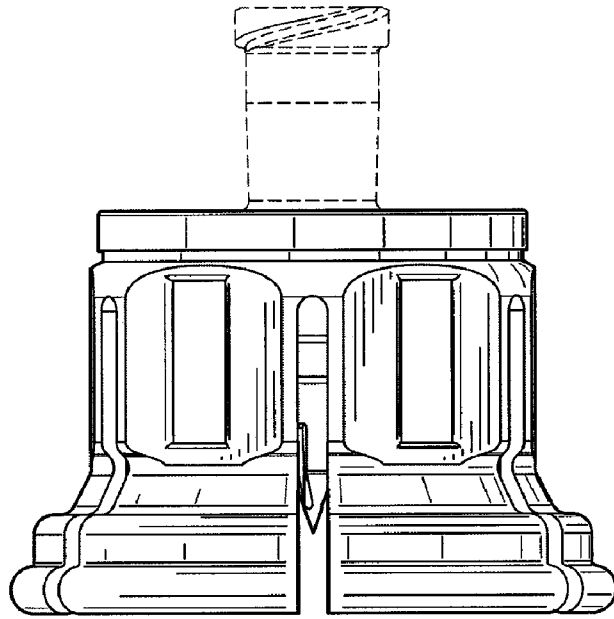


FIG. 3

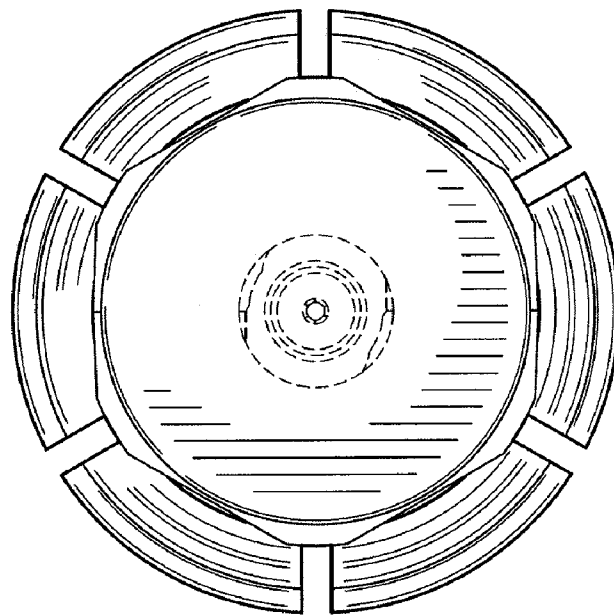


FIG. 4




FIG. 5

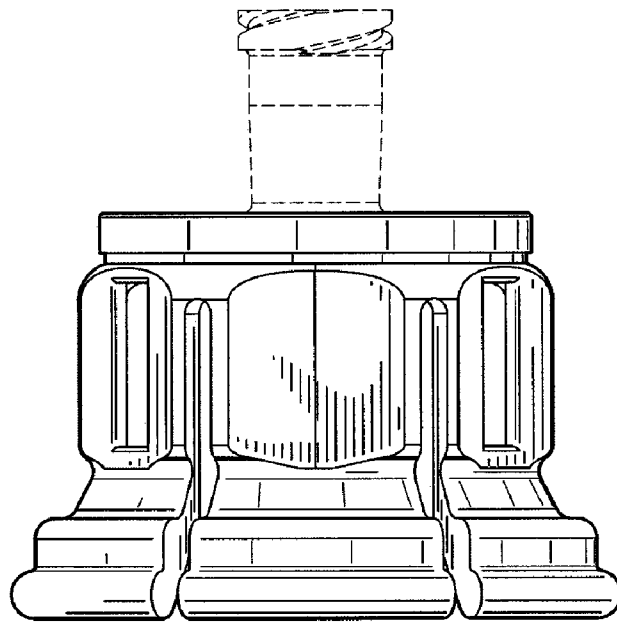


FIG. 6

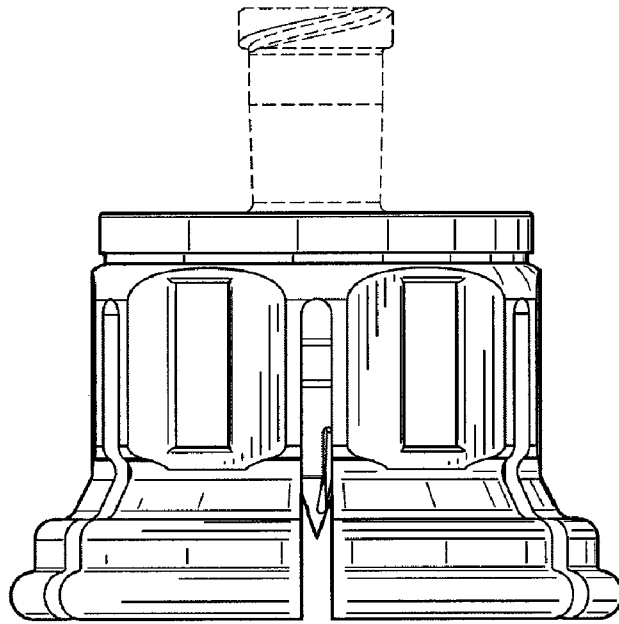


FIG. 7

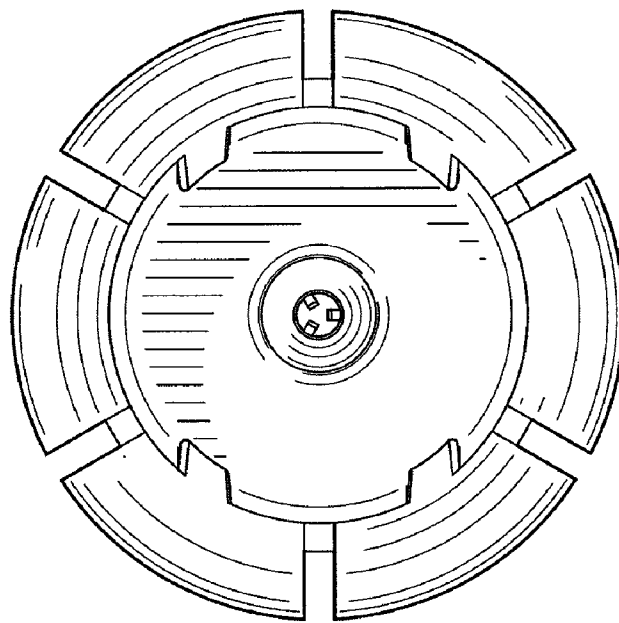


FIG. 8