



US00D565686S

(12) **United States Design Patent**
Homma

(10) **Patent No.:** **US D565,686 S**

(45) **Date of Patent:** **** Apr. 1, 2008**

(54) **GOLF CLUB HEAD**

(76) Inventor: **Hiroo Homma**, 1904-25
Shimosakunobe, Takatsu-ku,
Kawasaki-shi, Kanagawa (JP)

(**) Term: **14 Years**

(21) Appl. No.: **29/271,723**

(22) Filed: **Jan. 25, 2007**

(51) **LOC (8) Cl.** **21-02**

(52) **U.S. Cl.** **D21/759**

(58) **Field of Classification Search** D21/733,
D21/752, 759; 473/324-331, 343-346

See application file for complete search history.

(56) **References Cited**

U.S. PATENT DOCUMENTS

D307,455 S *	4/1990	Boone	D21/744
D381,726 S *	7/1997	Sugo	D21/745
D388,143 S *	12/1997	Huan-Chiang	D21/745
D388,483 S *	12/1997	Mahaffey et al.	D21/752
D398,353 S *	9/1998	Wooten	D21/742
D413,951 S *	9/1999	Storer et al.	D21/744
D429,785 S *	8/2000	Leysock	D21/742

D486,540 S *	2/2004	Bettinardi	D21/738
D486,541 S *	2/2004	Bettinardi	D21/738
D501,233 S *	1/2005	Thomas	D21/736
D501,234 S *	1/2005	Cheng	D21/743
D519,592 S *	4/2006	Gammon, Jr.	D21/759

* cited by examiner

Primary Examiner—Mitchell Siegel

(74) *Attorney, Agent, or Firm*—Day Pitney LLP

(57) **CLAIM**

The ornamental design for a golf club head, as shown and described.

DESCRIPTION

FIG. 1 is a top plan view;
 FIG. 2 is a right elevational view thereof;
 FIG. 3 is an inverted left side elevational view thereof;
 FIG. 4 is a rear view thereof;
 FIG. 5 a front view thereof;
 FIG. 6 is a bottom plan view thereof; and,
 FIG. 7 is a perspective view thereof.

1 Claim, 7 Drawing Sheets

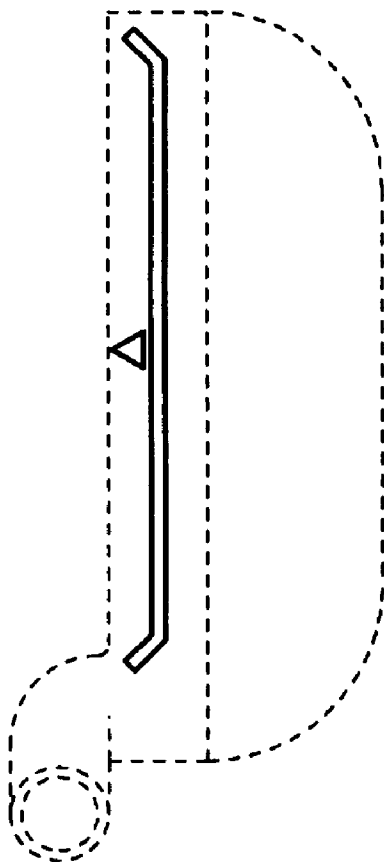


Fig. 1

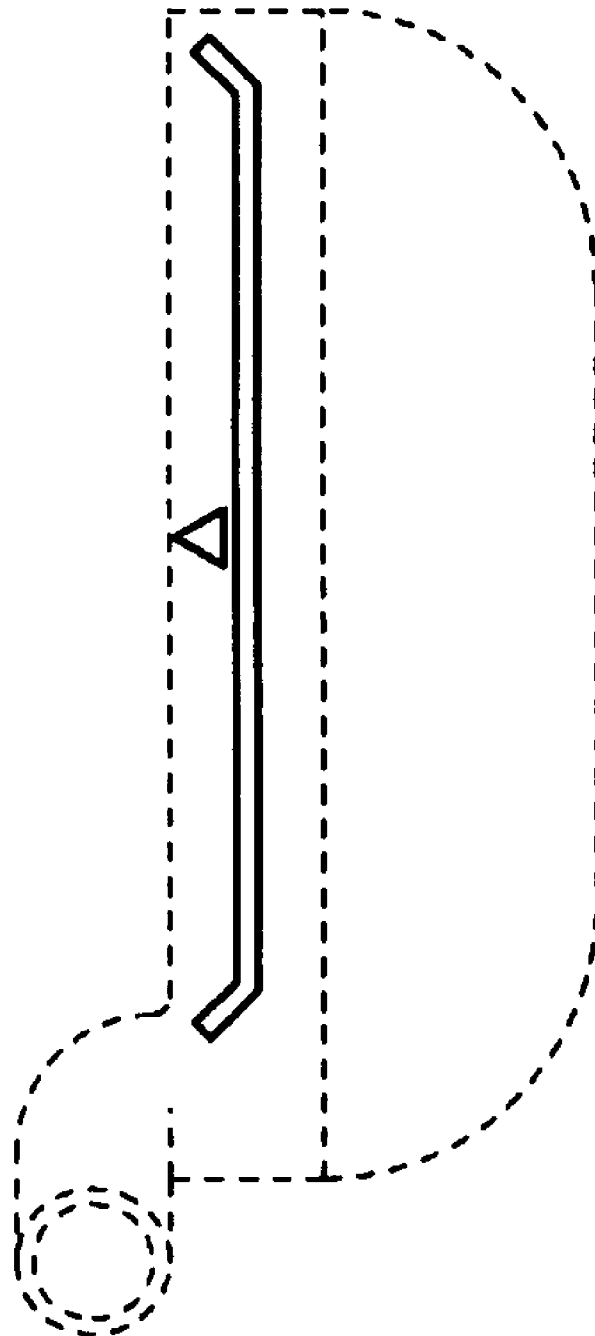


Fig. 2

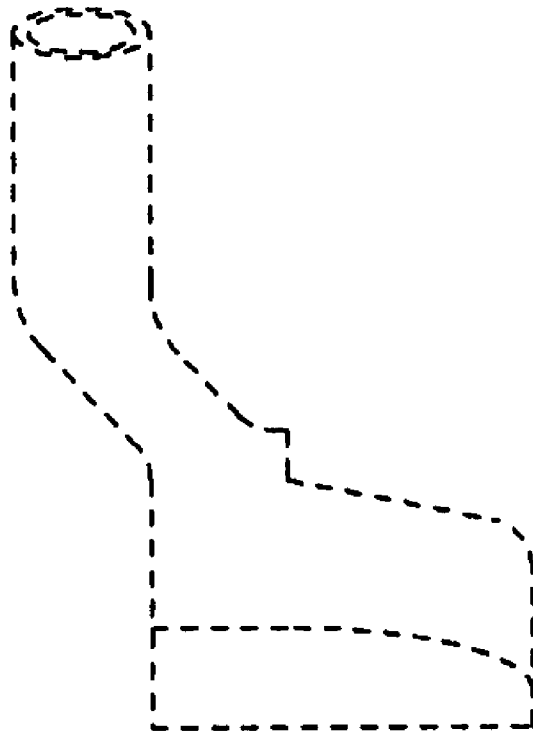


Fig. 3

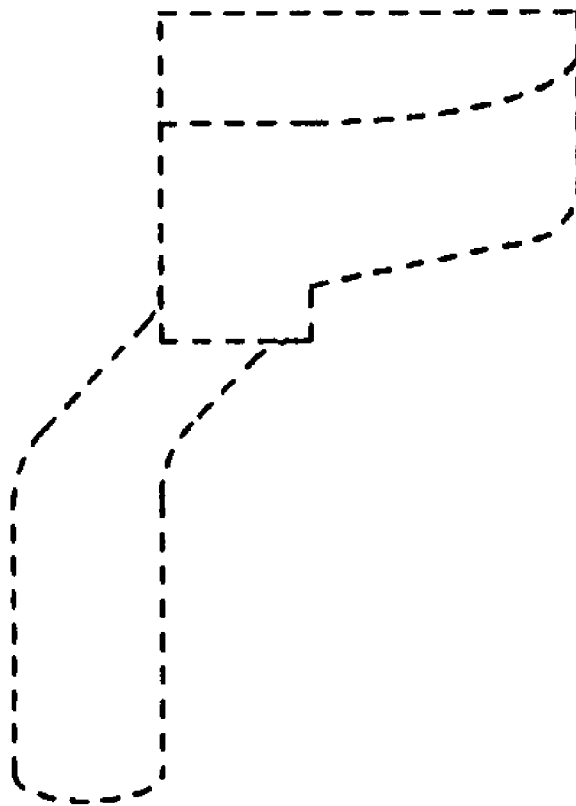


Fig. 4




Fig. 5

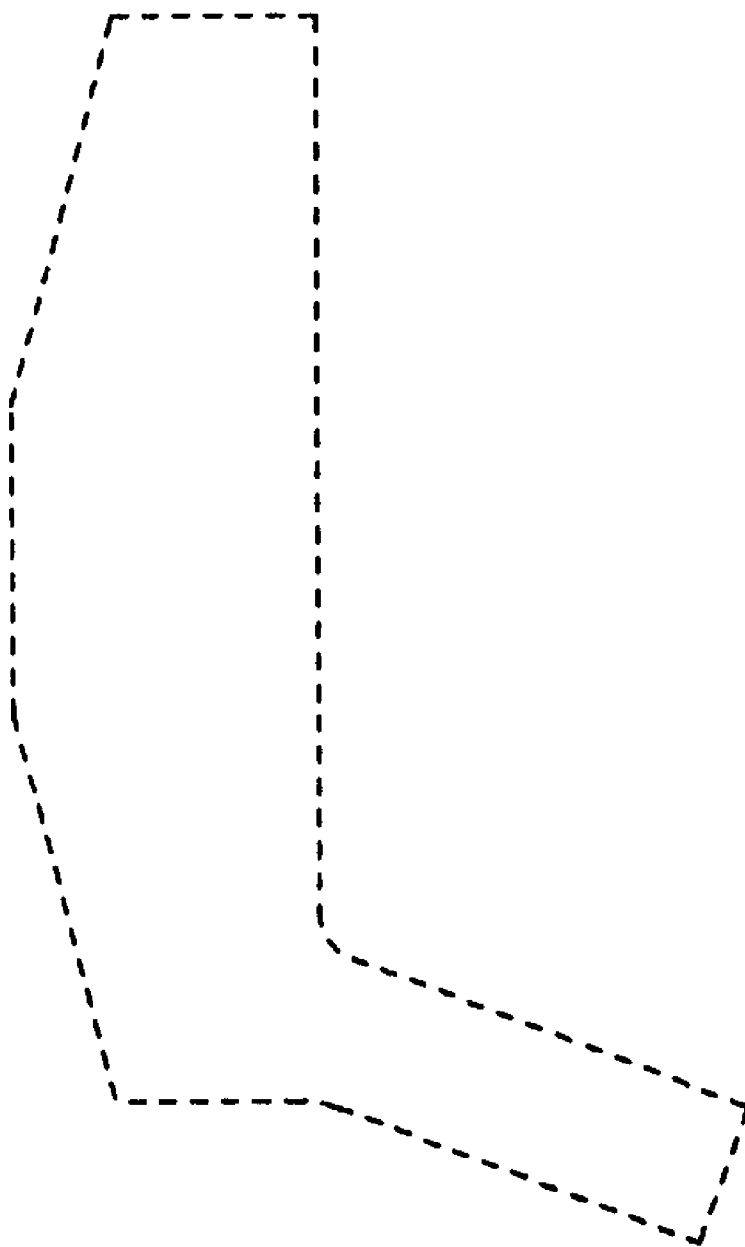


Fig. 6

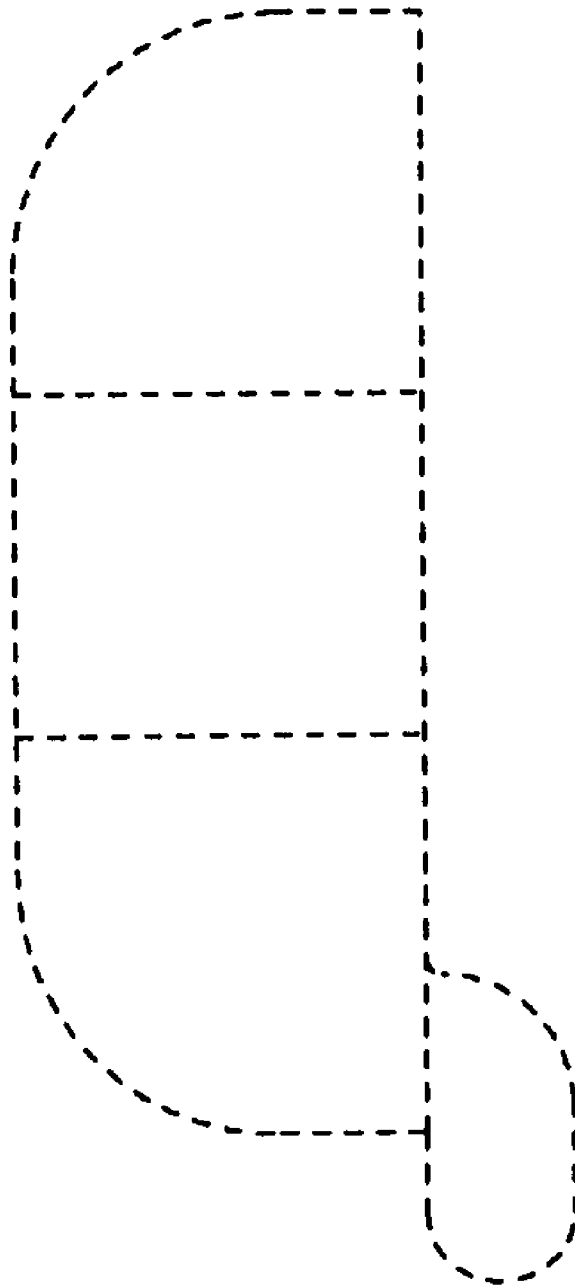


Fig. 7

