



US00D656211S

(12) **United States Design Patent**
Foster

(10) **Patent No.:** **US D656,211 S**

(45) **Date of Patent:** **** Mar. 20, 2012**

(54) **GOLF CLUB HEAD**

(75) Inventor: **Philip G. Foster**, Carlsbad, CA (US)

(73) Assignee: **Callaway Golf Company**, Carlsbad, CA (US)

(**) Term: **14 Years**

(21) Appl. No.: **29/392,576**

(22) Filed: **May 24, 2011**

(51) **LOC (9) Cl.** **21-02**

(52) **U.S. Cl.** **D21/752**

(58) **Field of Classification Search** D21/733,
D21/752, 759; 473/324–331, 343–346
See application file for complete search history.

(56) **References Cited**

U.S. PATENT DOCUMENTS

D521,091 S *	5/2006	Mahaffey et al.	D21/752
D547,815 S *	7/2007	Tang et al.	D21/752
D594,074 S *	6/2009	Foster et al.	D21/752
D604,376 S *	11/2009	Darley et al.	D21/752

D605,715 S *	12/2009	Barez et al.	D21/752
D614,711 S *	4/2010	Harbert et al.	D21/752
D631,111 S *	1/2011	Bennett et al.	D21/752

* cited by examiner

Primary Examiner — Mitchell Siegel

(74) *Attorney, Agent, or Firm* — Rebecca Hanovice;
Michael A. Catania; Sonia Lari

(57) **CLAIM**

The ornamental design for a golf club head, as shown and described.

DESCRIPTION

FIG. 1 is a top perspective view of a golf club head as claimed herein;

FIG. 2 is a top plan view thereof;

FIG. 3 is a front elevational view thereof;

FIG. 4 is a bottom plan view thereof;

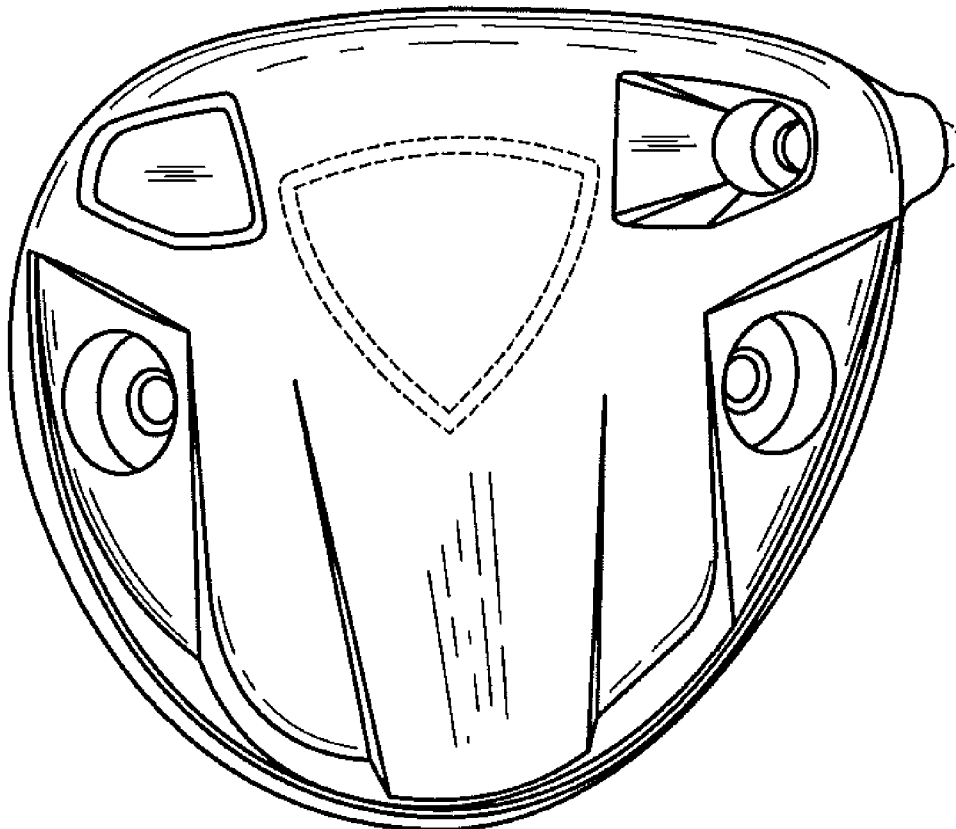
FIG. 5 is a rear elevational view thereof;

FIG. 6 is a toe elevational view thereof; and,

FIG. 7 is a heel elevational view thereof.

The broken lines showing are included for the purpose of illustration and forms no part of the claimed design.

1 Claim, 2 Drawing Sheets



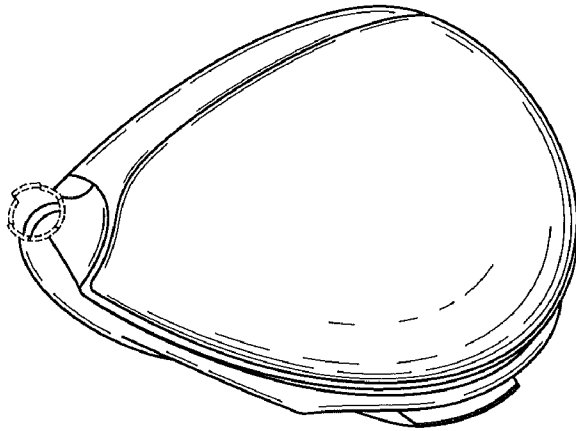


FIG. 1

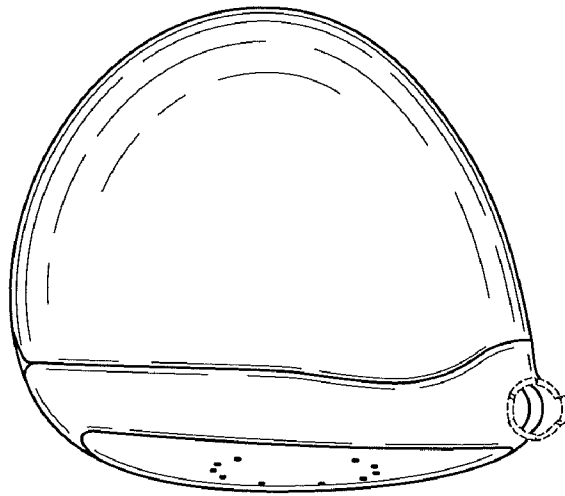


FIG. 2

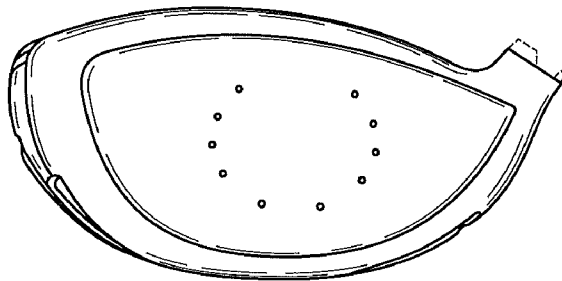


FIG. 3

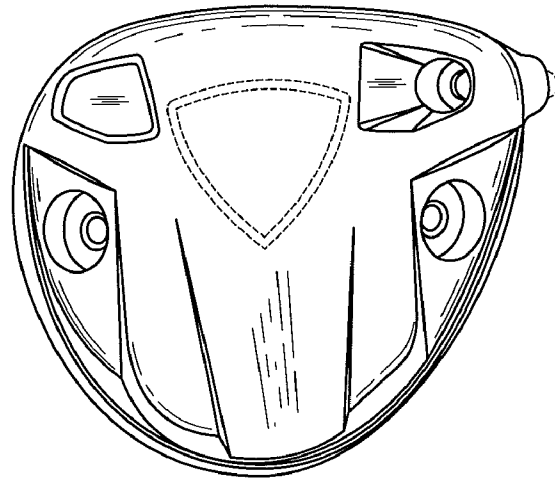


FIG. 4

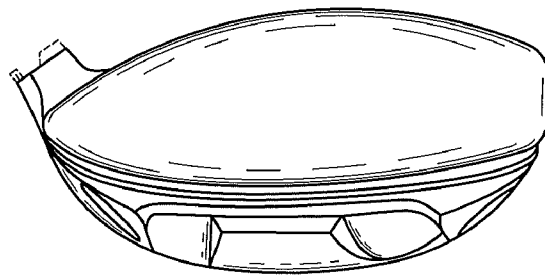


FIG. 5




FIG. 6

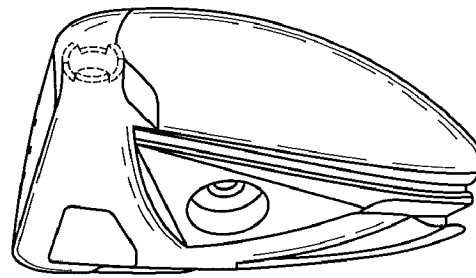


FIG. 7