

(19) AUSTRALIAN PATENT OFFICE

(54) Title
Acylsulfonamides as inhibitors of steroid sulfatase

(51) 6 International Patent Classification(s)
C07C 311/51 (2006.01)
(2006.01) C07D 401/12
A61K 31/18 (2006.01)
(2006.01) C07D 405/12
A61K 31/439 (2006.01)
(2006.01) C07D 409/12
A61K 31/445 (2006.01)
(2006.01) C07D 417/12
A61K 31/4523 (2006.01)
(2006.01) C07D 451/02
A61K 31/4535 (2006.01)
(2006.01) C07D 451/14
A61K 31/46 (2006.01)
(2006.01) C07C 311/51
A61P 17/08 20060101AFI20
(2006.01) 060101BHAU
A61P 17/10 A61K 31/18
(2006.01) 20060101ALI20
C07D 211/24 060101BHAU
(2006.01) A61K 31/439
C07D 211/34 20060101ALI20
(2006.01) 060101BHAU
C07D 211/48 A61K 31/445
(2006.01) 20060101ALI20
C07D 211/58 060101BHAU
(2006.01) A61K 31/4523
C07D 211/60 20060101ALI20
(2006.01) 060101BHAU
C07D 211/62 A61K 31/4535
(2006.01) 20060101ALI20
C07D 211/64 060101BHAU
(2006.01) A61K 31/46
C07D 211/66 20060101ALI20
(2006.01) 060101BHAU
C07D 211/70 A61P 17/08
(2006.01) 20060101ALI20
C07D 211/78 060101BHAU
(2006.01) A61P 17/10
C07D 211/96 20060101ALI20
(2006.01) 060101BHAU
C07D 213/70 C07D 211/24
(2006.01) 20060101ALI20
C07D 221/22 060101BHAU
(2006.01) C07D 211/34
C07D 271/06 20060101ALI20
(2006.01) 060101BHAU
C07D 295/15 C07D 211/48
(2006.01) 20060101ALI20
C07D 333/34 060101BHAU
(2006.01) C07D 211/58
C07D 333/38 20060101ALI20
(2006.01) 060101BHAU
C07D 401/04 C07D 211/60

(21) Application No: 2002350490

(22) Application Date: 2002.10.04

20060101ALI20 060101BHAU
 060101BHAU C07D 333/34
 C07D 211/62 20060101ALI20
 20060101ALI20 060101BHAU
 060101BHAU C07D 333/38
 C07D 211/64 20060101ALI20
 20060101ALI20 060101BHAU
 060101BHAU C07D 401/04
 C07D 211/66 20060101ALI20
 20060101ALI20 060101BHAU
 060101BHAU C07D 401/12
 C07D 211/70 20060101ALI20
 20060101ALI20 060101BHAU
 060101BHAU C07D 405/12
 C07D 211/78 20060101ALI20
 20060101ALI20 060101BHAU
 060101BHAU C07D 409/12
 C07D 211/96 20060101ALI20
 20060101ALI20 060101BHAU
 060101BHAU C07D 417/12
 C07D 213/70 20060101ALI20
 20060101ALI20 060101BHAU
 060101BHAU C07D 451/02
 C07D 221/22 20060101ALI20
 20060101ALI20 060101BHAU
 060101BHAU C07D 451/14
 C07D 271/06 20060101ALI20
 20060101ALI20 060101BHAU
 060101BHAU PCT/EP02/1114
 C07D 295/15 0
 20060101ALI20

(87) WIPO No: W003/031397

(30) Priority Data

(31) Number	(32) Date	(33) Country
0124027.4	2001.10.05	GB
0127174.1	2001.11.12	GB
0127343.2	2001.11.14	GB
0124839.2	2001.10.16	GB
0127173.3	2001.11.12	GB
0124028.2	2001.10.05	GB
0211524.4	2002.05.20	GB

(43) Publication Date : 2003.04.22

(43) Publication Journal Date : 2003.07.03

(71) Applicant(s)
Novartis AG

(72) Inventor(s)
Nussbaumer, Peter; Schreiner, Erwin Paul; Lehr,
Philipp; Horvath, Amarylla

(74) Agent/Attorney
Davies Collison Cave, 1 Nicholson Street, MELBOURNE, VIC, 3000

(56) Related Art
WO 2001 07036,
GB 1 576 300

(12) INTERNATIONAL APPLICATION PUBLISHED UNDER THE PATENT COOPERATION TREATY (PCT)

(19) World Intellectual Property Organization
International Bureau



(43) International Publication Date
17 April 2003 (17.04.2003)

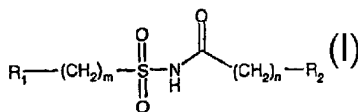
PCT

(10) International Publication Number
WO 03/031397 A1

- (51) **International Patent Classification:** C07C 311/51, C07D 211/24, 211/34, 211/48, 211/58, 211/60, 211/62, 211/64, 211/66, 211/70, 211/78, 211/96, 213/70, 221/22, 271/06, 295/15, 333/34, 333/38, 401/04, 401/12, 405/12, 409/12, 417/12, 451/02, 451/14, A61P 17/10, 17/08, A61K 31/18, 31/46, 31/439, 31/445, 31/4535, 31/4523
- (51) **Amarylla** [AT/AT]; Schönbrunnerstrasse 293/2/2, A-1120 Wien (AT). **LEHR, Philipp** [DI/AT]; Technikerstrasse 30/18, A-2340 Moedling (AT). **NUSSBAUMER, Peter** [AT/AT]; Kaiserin Elisabeth-Strasse 5/9, A-2344 Maria Pfnersdorf (AT). **SCHREINER, Erwin, Paul** [AT/AT]; Anton Baumgartner Strasse 125/4/02, A-1230 Wien (AT).
- (21) **International Application Number:** PCT/EP02/11140
- (74) **Agents:** GROS, Florent, et al., NOVARTIS AG, Corporate Intellectual Property, Patent & Trademark Department, CH-4002 Basel (CH).
- (22) **International Filing Date:** 4 October 2002 (04.10.2002)
- (25) **Filing Language:** English
- (26) **Publication Language:** English
- (25) **Designated States (national):** AE, AG, AL, AM, AT, AU, AZ, BA, BB, BG, BR, BY, BZ, CA, CH, CN, CO, CR, CU, CZ, DE, DK, DM, DZ, EC, EE, ES, FI, GB, GD, GE, GH, HR, HU, ID, IL, IN, IS, JP, KE, KG, KP, KR, KZ, LC, LK, LT, LU, LV, MA, MD, MK, MN, MX, NO, NZ, OM, PH, PL, PT, RO, RU, SE, SG, SI, SK, TJ, TM, TN, TR, TT, UA, US, UZ, VC, VN, YU, ZA, ZW.
- (25) **Designated States (regional):** Eurasian patent (AM, AZ, BY, KG, KZ, MD, RU, TJ, TM), European patent (AT, BE, BG, CH, CY, CZ, DE, DK, EE, ES, FI, FR, GB, GR, HU, IT, LU, MC, NL, PT, SE, SK, TR).
- (30) **Priority Data:**
- | | | |
|-----------|-------------------------------|----|
| 0124027.4 | 5 October 2001 (05.10.2001) | GB |
| 0124028.2 | 5 October 2001 (05.10.2001) | GB |
| 0124839.2 | 16 October 2001 (16.10.2001) | GB |
| 0127173.3 | 12 November 2001 (12.11.2001) | GB |
| 0127174.1 | 12 November 2001 (12.11.2001) | GB |
| 0127343.2 | 14 November 2001 (14.11.2001) | GB |
| 0211524.4 | 20 May 2002 (20.05.2002) | GB |
- (71) **Applicant (for all designated States except AT, US):** NOVARTIS AG [CH/CH]; Lichtstrasse 35, CH-4056 Basel (CH).
- (71) **Applicant (for AT only):** NOVARTIS PHARMA GMBH [AT/AT]; Brunner Strasse 59, A-1235 Wien (AT).
- (72) **Inventors; and**
- (75) **Inventors/Applicants (for US only):** HORVATH,
- Published:**
with international search report
— before the expiration of the time limit for amending the claims and to be republished in the event of receipt of amendments
- For two-letter codes and other abbreviations, refer to the "Guidance Notes on Codes and Abbreviations" appearing at the beginning of each regular issue of the PCT Gazette.*

WO 03/031397 A1

(54) **Title:** ACYL SULFONAMIDES AS INHIBITORS OF STEROID SULFATASE



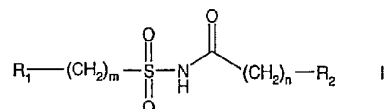
(57) **Abstract:** A compound of formula (I), wherein R₁ is haloalkyl, alkenyl, phenyl, thienyl, pyridine, benzothiazolyl, chromanyl (1,2-dihydrobenzopyran-yl) or (C₆₋₁₈)aryl, and R₂ or R₂ independently of each other are substituted (C₄₋₈)cycloalkyl, a substituted bridged cycloalkyl system, substituted piperidine, substituted tetrahydropyridine, or a substituted bridged heterocyclic system, useful as a pharmaceutical.

- 1 -

ACYLSULFONAMIDES AS INHIBITORS OF STEROID SULFATASE

The present invention relates to acylsulfonamides, e.g. useful in the treatment of disorders mediated by the action of steroid sulfatase.

5 In one aspect the present invention provides a compound of formula

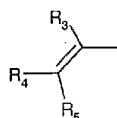


wherein

R_1 is (C_{1-6}) haloalkyl, unsubstituted (C_{2-6}) alkenyl, (C_{2-6}) alkenyl substituted by phenyl, unsubstituted or by 1 to 5 substituents substituted

- 10 - thienyl, pyridine, benzthiazolyl, chromanyl (i.e. 1,2-dihydrobenzopyranyl) or (C_{6-18}) aryl, wherein the substituents are selected from the group consisting of
- halogen, nitro, di (C_{1-4}) alkylamino, cyano, (C_{1-6}) alkyl, (C_{1-4}) haloalkyl, unsubstituted phenylcarbonylamino (C_{1-4}) alkyl, (C_{1-4}) alkoxy, (C_{1-4}) haloalkoxy, aminocarbonyl, di (C_{1-4}) alkylaminocarbonyl, (C_{1-4}) alkylcarbonyl, (C_{1-4}) alkoxycarbonyl, unsubstituted
 - 15 phenyl, carboxyl, and phenyl-substituted phenylcarbonylamino (C_{1-4}) alkyl or substituted phenyl, wherein the phenyl-substituents are selected from the group consisting of
 - halogen, nitro, di (C_{1-4}) alkylamino, cyano, (C_{1-6}) alkyl, (C_{1-4}) haloalkyl, (C_{1-4}) alkoxy, (C_{1-4}) haloalkoxy, aminocarbonyl, di (C_{1-4}) alkylaminocarbonyl, (C_{1-4}) alkylcarbonyl, (C_{1-4}) alkoxycarbonyl and carboxyl, or

20 R_1 is a group of formula



II, or of formula

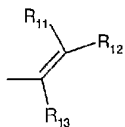


III, or of formula



IV

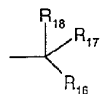
R_2 is a group of formula



V, or of formula



VI, or of formula



VII

- 2 -

R₃ and R₁₃ independently of each other are hydrogen, hydroxy, halogen, cyano, (C₁₋₄)alkyl, (C₁₋₄)alkoxy, phenyl or phenoxy,

at least one of

- R₄ and R₅ together with the carbon atom to which they are attached,
 - 5 - R₁₁ and R₁₂ together with the carbon atom to which they are attached, independently of each other are a substituted
 - bridged cycloalkyl system,
 - (C₄₋₈)cycloalkyl,
 - piperidine, tetrahydropyridine, or
 - 10 - bridged heterocyclic system,
- wherein the substituents are selected from the group consisting of
- (C₁₋₆)alkoxycarbonylamino,
 - (C₁₋₆)alkoxycarbonyl((C₁₋₄)alkyl)amino,
 - (C₁₋₆)alkoxycarbonyl((C₂₋₄)alkenyl)amino,
 - 15 (C₂₋₈)cycloalkylcarbonylamino,
 - (C₂₋₈)cycloalkylcarbonyl((C₁₋₄)alkyl)amino,
 - (C₂₋₈)cycloalkylcarbonyl((C₂₋₄)alkenyl)amino,
 - (C₁₋₆)alkoxycarbonyloxy,
 - phenyl(C₁₋₄)alkylcarbonyloxy, wherein phenyl is unsubstituted or substituted and wherein
 - 20 the substituents are as defined above for substituted phenyl,
 - phenylsulphonyl, wherein phenyl is unsubstituted or substituted and wherein the substituents are defined as above for substituted phenyl,
 - (C₄₋₈)alkyl, e.g. (C₅₋₈)alkyl,
 - (C₁₋₄)hydroxyalkyl,
 - 25 (C₁₋₄)hydroxyalkyl substituted by phenyl, wherein phenyl is unsubstituted or substituted and wherein the substituents are as defined above for substituted phenyl,
 - (C₁₋₆)alkoxycarbonyl(C₁₋₄)alkyl,
 - (C₃₋₈)cycloalkoxycarbonyl(C₁₋₄)alkyl,
 - (C₁₋₆)alkoxycarbonylamino(C₁₋₄)alkyl,
 - 30 (C₃₋₈)cycloalkylcarbonylamino(C₁₋₄)alkyl,
- phenyl or substituted phenyl, wherein the substituents are as defined above for substituted phenyl,
- heterocyclyl having 5- or 6-ring members and 1 to 4 heteroatoms selected from N, O, S, e.g. oxadiazolyl,

- 3 -

- (C₃₋₈)cycloalkoxycarbonyl,
 (C₃₋₈)cycloalkyl(C₁₋₄)alkylcarbonyl, wherein cycloalkyl is unsubstituted or substituted by hydroxy,
 phenylcarbonyl, wherein phenyl is unsubstituted or substituted and wherein the substituents are defined as above for substituted phenyl,
 5 (C₃₋₈)cycloalkylaminocarbonyl,
 (C₃₋₈)cycloalkyl((C₁₋₄)alkyl)aminocarbonyl,
 (C₃₋₈)cycloalkyl((C₂₋₄)alkenyl)aminocarbonyl, and
 (C₁₋₆)alkoxycarbonyl,
 10 R₉, R₁₀, R₁₃ and R₁₈ independently of each other are hydrogen, hydroxy, halogen, cyano, (C₁₋₄)alkyl, (C₁₋₄)alkoxy, phenyl or phenoxy,

EITHER

- R₉ or R₁₈, respectively, independently of each other are hydrogen, hydroxy, halogen, cyano,
 15 (C₁₋₄)alkyl, (C₁₋₄)alkoxy, phenyl or phenoxy, and at least one of
 - R₉ and R₁₀ together with the carbon atom to which they are attached,
 - R₁₆ and R₁₇ together with the carbon atom to which they are attached,
 independently of each other have the meaning of R₄ and R₅ together with the carbon atom to which they are attached, as defined above,

20 OR

- at least one of
 - R₉ and R₁₀ together with the carbon atom to which they are attached,
 - R₁₆ and R₁₇ together with the carbon atom to which they are attached,
 are (C₃₋₈)cycloalkyl, and
 25 R₈ or R₁₈, respectively, independently of each other are a substituted
 - bridged cycloalkyl system, (C₄₋₈)cycloalkyl, substituted piperidine, tetrahydropyridine, or a bridged heterocyclic system,
 wherein the substituents are as defined above for the corresponding groups,

- 30 R₆ and R₁₅ independently of each other are (C₁₋₆)haloalkyl, unsubstituted or substituted (C₆₋₁₈)aryl, wherein the aryl-substituents are as defined above, or a substituted
 - bridged cycloalkyl system, (C₄₋₈)cycloalkyl, piperidine, tetrahydropyridine, or bridged heterocyclic system,
 wherein the substituents are as defined above for the corresponding groups, or

- 4 -

- R₆ and R₁₅ independently of each other are amino substituted by a substituted - bridged cycloalkyl system, (C₄₋₈)cycloalkyl, piperidine, tetrahydropyridine, or bridged heterocyclic system,
wherein the substituents are as defined above for the corresponding group,
- 5 R₇ and R₁₄ independently of each other are a substituted - bridged cycloalkyl system, (C₄₋₈)cycloalkyl, piperidine, tetrahydropyridine, or bridged heterocyclic system, wherein the substituents are as defined above for the corresponding groups,
or R₇ and R₁₄ independently of each other are amino substituted by a substituted
- 10 - bridged cycloalkyl system, (C₄₋₈)cycloalkyl, piperidine, tetrahydropyridine, or bridged heterocyclic system,
wherein the substituents are as defined above for the corresponding group,
m is 0, 1, 2, 3 or 4, such as 0 or 1,
n is 0, 1, 2, 3 or 4, such as 0 or 1,
- 15 IF
m and/or n are other than 0,
THEN
- R₁₁, if m is other than 0, and R₂, if n is other than 0, independently of each other have the meaning as defined above and additionally may be substituted piperazine, wherein the
- 20 substituents are as defined above for substituted piperidine above; and
- a substituted bridged cycloalkyl system is substituted as defined above for a substituted bridged cycloalkyl system, and additionally may be substituted by oxo and/or (C₁₋₄)alkyl;
and
IF
- 25 R₁ is a substituted - bridged cycloalkyl ring system, (C₄₋₈)cycloalkyl, piperidine, tetrahydropyridine, or a bridged heterocyclic ring system, wherein the substituents are as defined above for the corresponding groups, or if R₁ is additionally piperazine, if m is other than 0,
THEN
- 30 R₂ has the meaning as defined above and additionally may be (C₁₋₆)haloalkyl, unsubstituted (C₂₋₆)alkenyl, (C₂₋₆)alkenyl substituted by phenyl, unsubstituted or by 1 to 5 substituents substituted
- thienyl, pyridine, benzthiazolyl, chromanyl (i.e. 1,2-dihydrobenzopyranyl) or (C₆₋₁₀)aryl,
wherein the substituents are as defined above for the corresponding groups, and

- 5 -

IF

m is 0, n is 0 and R₂ is substituted (C₄₋₈)cycloalkyl or a substituted bridged cycloalkyl ring system, wherein the substituents are as defined above,

THEN

- 5 R₁ is other than (C₁₋₆)haloalkyl.

In a compound of formula I at least one substituent selected from the group consisting of a substituted bridged cycloalkyl ring system, substituted (C₄₋₈)cycloalkyl, substituted piperidine, substituted tetrahydropyridine, substituted piperazine, or a substituted bridged heterocyclyl ring system, wherein the substituents are as defined above for the corresponding groups, is present. In a compound of formula I m is preferably 0 or 1, and n is preferably 0 or 1.

If not otherwise specified herein

- cycloalkyl includes e.g. non-bridged (C₃₋₈)cycloalkyl, such as (C₄₋₈)cycloalkyl,
 15 - heterocyclyl includes heterocyclyl having 5 to 6 ring members and 1 to 4 heteroatoms selected from N, S or O, optionally annelated with another ring (system), such as piperidine, tetrahydropyridine, pyridine, piperazine, thienyl, pyridine, benzthiazolyl, chromanyl, oxadiazolyl,
 aryl includes (C₆₋₁₀)aryl, e.g. (C₆₋₁₂)aryl, such as naphthyl, phenyl.

20

A substituent attached to cyclohexyl, a piperidine, tetrahydropyridine or piperazine ring in a compound of formula I may be in any position with respect to the sulfonamide group, or with respect to a group -(CH₂)_m- or -(CH₂)_n-, also attached to said ring, e.g. in 2, 3 or 4 position; and is preferably in 3 or in 4 position.

25

A bridged cycloalkyl system includes bridged (C₅₋₁₂)cycloalkyl, such as (C₆₋₈)cycloalkyl, wherein the bridge optionally comprises a heteroatom, such as N, e.g. including cycloalkyl annelated with another ring system, e.g. annelated with a (C₅₋₁₂)cycloalkyl, such as decalin and/or phenyl, e.g. including

30

- decalin bridged by alkyl, e.g. methyl, such as adamantyl,
 - cyclohexyl or cycloheptyl, bridged by (C₁₋₄)alkyl, e.g. bridged by a -CH₂-CH₂- group,
 - cycloheptyl or cyclooctyl bridged by an amine group,
 - cyclohexyl or cycloheptyl bridged by an alkyl chain, e.g. (C₂₋₄)alkyl chain interrupted by a hetero atom, such as nitrogen, e.g. a -CH₂-NH-CH₂- group,

- 6 -

- cycloheptyl bridged by an alkyl chain, e.g. (C₂₋₄)alkyl chain, which is interrupted by a hetero atom, such as nitrogen, e.g. a -CH₂-NH-CH₂- group and which bridged cycloheptyl is further annelated with phenyl.

A bridged substituted bridged heterocyclic system includes a bridged piperidine, e.g.

5 bridged by (C₁₋₄)alkylene, such as ethylene.

Naphthyl includes e.g. naph-1-yl, naphth-2-yl, e.g. unsubstituted or substituted by

di(C₁₋₄)alkylamino. Thiophenyl, includes e.g. thiophen-2-yl and thiophen-3-yl, e.g.

substituted by 1 to 3 halogen. Benzthiazolyl, e.g. includes benzthiazol-2-yl, e.g. substituted by

10 (C₁₋₄)alkoxy. Chromanyl, e.g. includes chroman-6-yl, e.g. substituted by (C₁₋₄)alkyl. Pyridine includes pyridine substituted by halogen and is bound to the (optionally (CH₂)_m or n)carbonyl or (optionally (CH₂)_m or n)sulfonyl group in a compound of formula I via a carbon atom.

In another aspect the present invention provides a compound of formula I, wherein at least

15 one of

- R₄ and R₅ together with the carbon atom to which they are attached,
- R₉ and R₁₀ together with the carbon atom to which they are attached,
- R₁₁ and R₁₂ together with the carbon atom to which they are attached,
- R₁₆ and R₁₇ together with the carbon atom to which they are attached,

20 - R₆,

- R₇,

- R₁₄, or

- R₁₅

is a substituted bridged cycloalkyl system, and the other substituents are as defined above,

25 such as a compound of formula I_{P3}, I_{P4}, I_{P5}, I_{P11}, or I_{P12} as defined below.

In another aspect the present invention provides a compound of formula I, wherein at least

one of

- R₄ and R₅ together with the carbon atom to which they are attached,

30 - R₉ and R₁₀ together with the carbon atom to which they are attached,

- R₁₁ and R₁₂ together with the carbon atom to which they are attached, or

- R₁₆ and R₁₇ together with the carbon atom to which they are attached,

- R₆,

- R₇,

- 7 -

- R₁₄, or- R₁₅

is substituted (C₄₋₆)cycloalkyl, and the other substituents are as defined above, such as a compound of formula I_{P2}, I_{P6}, I_{P7} or I_{P10} as defined below.

5

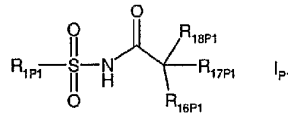
In another aspect the present invention provides a compound of formula I, wherein at least one of

- R₄ and R₅ together with the carbon atom to which they are attached,- R₉ and R₁₀ together with the carbon atom to which they are attached,10 - R₁₁ and R₁₂ together with the carbon atom to which they are attached, or- R₁₆ and R₁₇ together with the carbon atom to which they are attached,- R₆,- R₇,- R₁₄, or15 - R₁₅

is substituted piperidine, substituted tetrahydropyridine, or a substituted bridged heterocyclic system, and, if m is other than 0 and/or n is other than 0, additionally may be piperazine, and the other substituents are as defined above, such as a compound of formula I_{P1}, I_{P4}, I_{P5}, I_{P8}, I_{P9}, I_{P12}, I_{P13} or I_{P14} as defined below.

20

In another aspect the present invention provides a compound of formula I which is a compound of formula



25 wherein R_{1P1} has the meaning as defined in R₁ above, and R_{16P1} and R_{17P1} together with the carbon atom to which they are attached are substituted piperidine or substituted tetrahydropyridine, wherein the substituents are as defined above for substituted piperidine.

In a compound of formula I_{P1} preferably

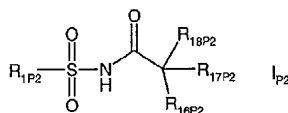
R_{1P1} is substituted or unsubstituted thienyl, benzthiazolyl, chromanyl, phenyl or naphthyl,

30 R_{16P1} and R_{17P1} together with the carbon atom to which they are attached are piperidine or tetrahydropyridine, preferably piperidine, substituted

- 8 -

- a) at the nitrogen atom of the ring by substituents selected from the group consisting of
- (C₁₋₆)alkoxycarbonyl, e.g. BOC (i.e. tert.butoxycarbonyl),
 - (C₁₋₆)alkoxycarbonyl(C₁₋₄)alkyl, e.g. tert.butoxycarbonylmethyl,
 - unsubstituted or substituted phenyl, wherein the substituents are as defined for
- 5 phenyl above,
- (C₁₋₆)alkylcarbonyl or phenylcarbonyl, (C₃₋₈)cycloalkyl(C₁₋₄)alkylcarbonyl,
 - heterocyclyl, e.g. pyridine, such as pyridin-2-yl, e.g. substituted by nitro,
- more preferably piperidine substituted at the nitrogen atom by BOC, or unsubstituted or substituted phenyl,
- 10 and optionally
- b) further substituted at a carbon atom of the ring by (C₁₋₄)alkyl,
- and
- R_{18P1} is hydrogen, phenyl or (C₁₋₄)alkyl, more preferably hydrogen or phenyl.

- 15 In another aspect the present invention provides a compound of formula I which is a compound of formula



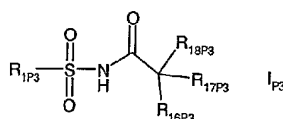
- wherein R_{1P2} has the meaning of R₁ as defined above, R_{16P2} and R_{17P2} together with the carbon atom to which they are attached are substituted (C₄₋₇)cycloalkyl, wherein the
- 20 substituents are as defined above for substituted cycloalkyl, and R_{18P2} has the meaning of R₁₈ as defined above.

- In a compound of formula I_{P2} preferably
- R_{1P2} is substituted or unsubstituted phenyl, naphthyl, alkenyl (e.g. substituted by phenyl),
- 25 or thienyl.
- R_{16P2} and R_{17P2} together with the carbon atom to which they are attached are cyclohexyl substituted by
- (C₁₋₆)alkoxycarbonylamino(C₁₋₄)alkyl, (C₁₋₆)alkoxycarbonylamino, (C₁₋₆)alkoxycarbonyl-((C₁₋₄)alkyl)amino, (C₁₋₆)alkoxycarbonyl((C₂₋₄)alkenyl)amino, (C₃₋₈)cycloalkylcarbonyl-
- 30 ((C₁₋₄)alkyl)amino, (C₃₋₈)cycloalkylcarbonylamino(C₁₋₄)alkyl, (C₁₋₆)alkylcarbonylamino-(C₁₋₄)alkyl, (C₃₋₈)cycloalkyl(C₁₋₄)alkyl-carbonyloxy, (C₃₋₈)cycloalkyl(C₁₋₄)alkylcarbonyloxy,

(C₃₋₈)cycloalkyl((C₁₋₄)alkyl)aminocarbonyl, phenylcarbonyl, or heterocyclyl having 5- or 6- ring members and 1 to 4 heteroatoms selected from N,O, S, e.g. oxadiazoly, more preferably substituted by (C₁₋₆)alkoxycarbonylamino(C₁₋₄)alkyl or (C₁₋₆)alkoxycarbonylamino,

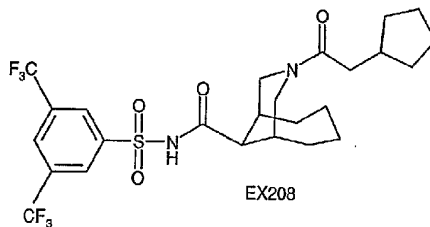
5 R_{18P3} is hydrogen

In another aspect the present invention provides a compound of formula I which is a compound of formula

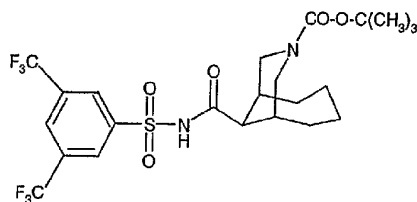


- 10 wherein R_{1P3} has the meaning of R₁ as defined above, R_{16P3} and R_{17P3} together with the carbon atom to which they are attached are a substituted bridged cycloalkyl ring system, wherein the substituents are as defined above for a bridged cycloalkyl ring system, and R_{18P3} has the meaning of R₁₈ as defined above.
- 15 In a compound of formula I_{P3} **preferably**
- R_{1P3} is unsubstituted or substituted phenyl or thienyl.
 - R_{16P3} and R_{17P3} together with the carbon atom to which they are attached are a bridged cycloalkyl ring system which is substituted by
 - (C₄₋₁₂)alkyl,
- 20
- (C₁₋₆)alkyl, substituted by hydroxy, phenyl,
 - unsubstituted phenyl and substituted phenyl, wherein the substituents are as defined above for substituted phenyl,
 - (C₁₋₆)alkoxycarbonylamino, e.g. tert.butoxycarbonylamino,
 - (C₁₋₆)alkoxycarbonyl(C₁₋₆)alkyl,
- 25
- (C₃₋₈)cycloalkylcarbonyl(C₁₋₆)alkyl,
 - (C₃₋₈)cycloalkoxycarbonyl(C₁₋₆)alkyl,
 - (C₁₋₆)alkylcarbonyl wherein alkyl is unsubstituted or substituted, e.g. by hydroxy,
 - (C₃₋₈)cycloalkyl,
 - (C₃₋₈)cycloalkylamino(C₁₋₆)alkyl,
- 30 more preferably substituted by (C₁₋₆)alkoxycarbonyl, such as BOC, (C₄₋₈)alkyl, such as pentyl or (C₁₋₆)alkoxycarbonylamino, e.g. tert.butoxycarbonylamino.

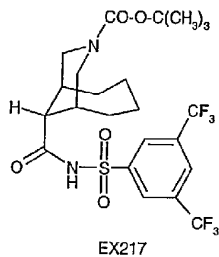
- R_{18P3} is hydrogen, such as a compound of formula



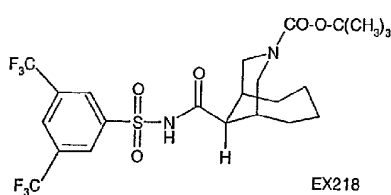
or of formula



5 including pure isomers of formula

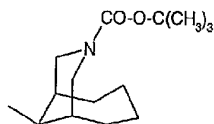


and



and mixtures thereof.

Compounds comprising a group of formula

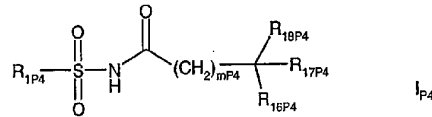


normally are obtained in the configuraton of a compound of

10 formula EX217.

In another aspect the present invention provides a compound of formula I which is a compound of formula

- 11 -



wherein

R_{1P4} has the meaning of R_1 as defined above, R_{16P4} and R_{17P4} together with the carbon atom to which they are attached are a substituted bridged cycloalkyl ring system or substituted piperidine, a substituted bridged heterocyclic system, substituted piperazine, or substituted tetrahydropyridine, wherein the substituents are as defined above for corresponding groups and wherein piperazine is substituted by groups as defined for substituted piperidine above, R_{18P4} has the meaning of R_{18} as defined above, and m_{P4} is 1, 2, 3 or 4.

10

In a compound of formula I_{P4} , preferably

R_{1P4} is unsubstituted or substituted phenyl or thienyl.

R_{16P4} and R_{17P4} together with the carbon atom to which they are attached are a substituted bridged cycloalkyl ring system, substituted piperidine or substituted bridged piperidine,

15

more preferably a substituted bridged cycloalkyl ring system or substituted piperidine, wherein substituents are selected from

a) - (C_{1-6}) alkoxycarbonyl, e.g. BOC,

- (C_{1-6}) alkoxycarbonyl (C_{1-4}) alkyl, e.g. tert.butoxycarbonylmethyl,

- (C_{1-4}) alkylcarbonyloxy (C_{1-4}) alkyl, e.g. unsubstituted or substituted by phenyl,

20

- unsubstituted or substituted phenyl, wherein the substituents are as defined above for phenyl,

- (C_{1-6}) alkylcarbonyl or phenylcarbonyl,

(C_{3-8}) cycloalkyl (C_{1-4}) alkylcarbonyl,

- heterocyclyl, e.g. pyridine, such as pyridin-2-yl, e.g. substituted by nitro, and optionally

25

b) (C_{1-4}) alkyl at a carbon atom of a ring,

more preferably substituents are selected from (C_{1-6}) alkoxycarbonyl, e.g. BOC, phenyl,

unsubstituted phenyl and substituted phenyl, e.g. substituted by groups as defined above

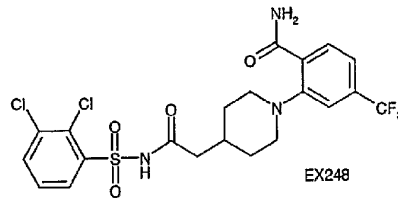
for substituted phenyls, such as nitro, (C_{1-4}) alkyl, (C_{1-4}) haloalkyl, e.g. trifluoromethyl,

aminocarbonyl.

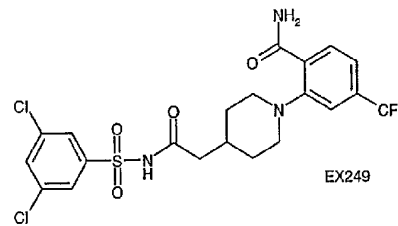
30

- R_{18P4} is hydrogen or hydroxy, more preferably hydrogen.

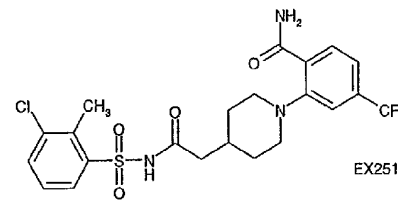
- m_{P4} is 1, such as compounds of formula



or of formula

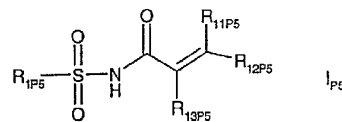


or of formula



5

In another aspect the present invention provides a compound of formula I which is a compound of formula



wherein

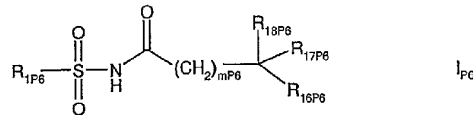
- 10 R_{1P5} has the meaning of R₁ as defined above,
 R_{13P5} has the meaning of R₁₃ as defined above, and
 R_{11P5} and R_{12P5} together with the carbon atom to which they are attached have the meaning of R₁₁ and R₁₂ as defined above.

- 15 In a compound of formula I_{P5} **preferably**

- 13 -

- R_{1P5} is unsubstituted or substituted phenyl or thienyl.
- R_{11P5} and R_{12P5} together with the carbon atom to which they are attached are piperidine, methylpiperidine or a bridged cycloalkyl ring system substituted by
 - (C₁₋₆)alkoxycarbonyl, e.g. tert.butoxycarbonyl;
- 5 - (C₁₋₆)alkoxycarbonyl, e.g. tert.butoxycarbonyl;
- unsubstituted or substituted phenyl, wherein the substituents are as defined above for phenyl,
 - (C₁₋₆)alkylcarbonyloxy, such as tert.butyl-methylcarbonyloxy, more preferably substituents are selected from (C₁₋₆)alkoxycarbonyl, such as BOC, or (C₁₋₆)alkyl-carbonyloxy, such as tert.butylmethylcarbonyloxy,
- 10 - R_{3P5} is hydrogen, halogen or cyano.

In another aspect the present invention provides a compound of formula I which is a compound of formula



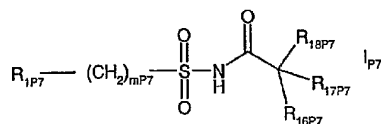
- 15 wherein
 - R_{1P6} has the meaning of R₁ as defined above,
 - R_{16P6} and R_{17P6} together with the carbon atom to which they are attached are substituted (C₄₋₈)cycloalkyl,
 - R_{18P6} has the meaning of R₁₈ as defined above, and
- 20 m_{P6} is 1, 2, 3 or 4.

In a compound of formula I_{P6} **preferably**

- R_{1P6} is unsubstituted or substituted phenyl or thienyl.
- R_{16P6} and R_{17P6} together with the carbon atom to which they are attached are cyclohexyl, substituted by (C₁₋₆)alkoxycarbonyloxy or (C₁₋₆)alkoxycarbonylamino.
- 25 - m_{P6} is 1.

In another aspect the present invention provides a compound of formula I which is a compound of formula

- 14 -



wherein

R_{1P7} has the meaning of R_1 as defined above,

R_{16P7} and R_{17P7} together with the carbon atom to which they are attached are substituted

5 (C₄₋₈)cycloalkyl,

R_{18P7} has the meaning of R_{18} as defined above, and

m_{P7} is 1, 2, 3 or 4.

In a compound of formula I_{P7} preferably

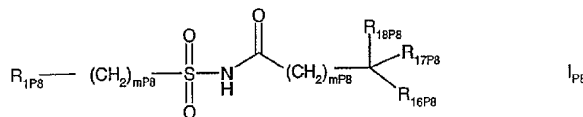
10 - R_{1P7} is unsubstituted or substituted phenyl,

- R_{16P7} and R_{17P7} together with the carbon atom to which they are attached are cyclohexyl substituted by (C₁₋₆)alkoxycarbonylamino(C₁₋₄)alkyl, or (C₁₋₆)alkoxycarbonylamino, wherein the amine group is optionally further substituted by (C₁₋₄)alkyl.

- R_{18P7} is hydrogen, and

15 - m_{P7} is 1.

In another aspect the present invention provides a compound of formula I which is a compound of formula



20 wherein

R_{1P8} has the meaning of R_1 as defined above,

R_{16P8} and R_{17P8} together with the carbon atom to which they are attached are substituted piperidine, tetrahydropyridine or piperazine, wherein the substituents are as defined above for piperidine,

25 R_{18P8} has the meaning of R_{18} as defined above,

m_{P8} is 1 and n_{P8} is 1,

In a compound of formula I_{P8} preferably

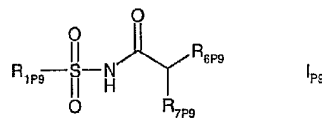
- 15 -

- R_{1P8} is unsubstituted or substituted phenyl,
- R_{16P8} and R_{17P8} together with the carbon atom to which they are attached are piperidine substituted by (C₁₋₆)alkoxycarbonyl.

R_{18P8} is hydrogen.

- 5
- m_{P8} is 1.
 - n_{P8} is 1.

In another aspect the present invention provides a compound of formula I, which is a compound of formula



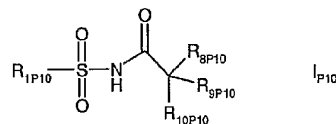
10

wherein R_{1P9}, R_{6P9} and R_{7P9} have the index-number corresponding meaning meaning of R₁, R₆ and R₇ as defined above.

In a compound of formula I_{P9} **preferably**

- 15
- R_{1P9} is unsubstituted or substituted phenyl,
 - R_{6P9} and R_{7P9} independently of each other are (C₁₋₆)haloalkyl, unsubstituted or substituted phenyl, piperidinyl substituted by (C₃₋₈)cycloalkylaminocarbonyl or (C₁₋₆)alkoxycarbonyl, or amino substituted by substituted piperidine.

- 20 In another aspect the present invention provides a compound of formula



wherein

wherein R_{1P10} has the meaning meaning of R₁,

R_{8P10} an has the meaning meaning of R₈, and

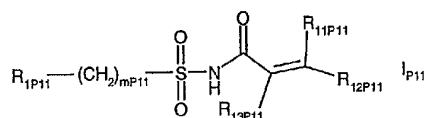
- 25 R_{9P10} and R_{10P10} together with the carbon atom to which they are attached are (C₄₋₈)cycloalkyl.

In a compound of formula I_{P10} **preferably**

- 16 -

- R_{1P10} is substituted or unsubstituted phenyl.
 - R_{8P10} is piperidine substituted by (C₁₋₆)alkoxycarbonyl or unsubstituted or substituted phenyl.
 - R_{8P10} and R_{10P10} together with the carbon atom to which they are attached are
- 5 (C₄₋₇)cycloalkyl.

In another aspect the present invention provides a compound of formula I, which is a compound of formula

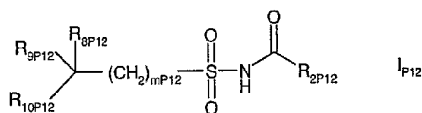


- 10 wherein
- R_{1P11} has the meaning meaning of R₁,
- R_{11P11} and R_{12P11} together with the carbon atom to which they are attached have the meaning of R₁₁ and R₁₂ together with the carbon atom to which they are attached,
- R_{13P11} has the meaning meaning of R₁₃, and
- 15 m_{P11} is 1, 2, 3 or 4.

In a compound of formula I_{P11} **preferably**

- R_{1P11} is substituted or unsubstituted phenyl.
 - R_{11P11} and R_{12P11} together with the carbon atom to which they are attached are a
- 20 substituted bridged cycloalkyl ring system.
- m_{P11} is 1.

In another aspect the present invention provides a compound of formula I, which is a compound of formula

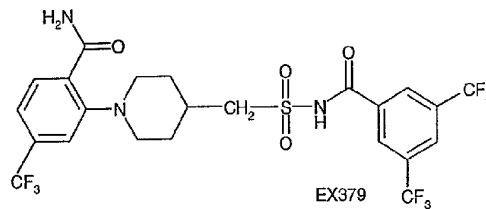


- 25 wherein
- R_{2P12} has the meaning of R₂ as defined above and additionally is unsubstituted or substituted (C₃₋₁₅)aryl wherein substituents are as defined above for aryl-substituents,

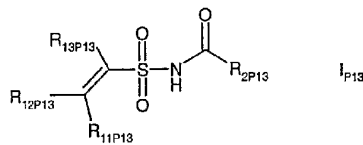
- 17 -

R_{8P12} has the meaning of R_8 as defined above,
 R_{9P12} and R_{10P12} have the meaning of R_9 and R_{10} as defined above, and
 m_{P12} is 1, 2, 3 or 4.

- 5 In a compound of formula I_{P12} **preferably**
- R_{2P12} is substituted or unsubstituted phenyl.
 - R_{6P12} is hydrogen or hydroxy.
 - R_{9P12} and R_{10P12} together with the carbon atom to which they are attached are
 - A) piperidine substituted at the nitrogen atom of the ring by (C₁₋₆)alkoxycarbonyl,
 10 (C₃₋₈)cycloalkyl(C₁₋₄)alkylcarbonyl, or unsubstituted or substituted phenyl,
 - B) a bridged cycloalkyl ring system substituted by oxo, e.g. and (C₁₋₄)alkyl.
 - m_{P12} is 1, such as a compound of formula



- 15 In another aspect the present invention provides a compound of formula



wherein

- R_{2P13} has the meaning of R_2 as defined above, and additionally is unsubstituted or substituted (C₆₋₁₈)aryl wherein substituents are as defined above for aryl-substituents,
 20 R_{11P13} and R_{12P13} have the meaning of R_{11} and R_{12} as defined above, and
 R_{13P13} has the meaning of R_{13} as defined above.

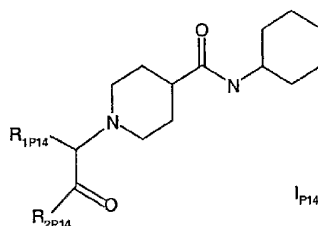
In a compound of formula I_{P13} **preferably**

- R_{2P13} is unsubstituted or substituted phenyl.

- 18 -

- R_{11P13} and R_{12P13} together with the carbon atom to which they are attached are piperidine substituted by unsubstituted or substituted phenyl, or substituted by (C₁₋₆)alkoxycarbonyl.
- R_{13P13} is hydrogen.

- 5 In another aspect the present invention provides a compound of formula I, which is a compound of formula



wherein R_{1P14} is (C₆₋₁₈)aryl, and R_{2P14} is (C₆₋₁₈)arylsulfondioxideamino.

- 10 In a compound of formula I_{P14} **preferably**
- R_{1P14} is phenyl substituted by trifluoromethyl or halogen, and
 - R_{2P14} is (C₃₋₁₈)arylsulfondioxideamino, such as phenylsulfondioxideamino, unsubstituted or substituted by (C₁₋₆)alkyl, or halogen(C₁₋₃)alkyl, (C₁₋₃)alkoxy, halogen(C₁₋₃)alkoxy, or halogen.
- 15 A compound of formula I includes a compound of formula I_{P1}, I_{P2}, I_{P3}, I_{P4}, I_{P5}, I_{P6}, I_{P7}, I_{P8}, I_{P9}, I_{P10}, I_{P11}, I_{P12}, I_{P13} and I_{P14}. Compounds provided by the present invention are hereinafter designated as "compound(s) of the present invention". A compound of the present invention includes a compound in any form, e.g. in free form, in the form of a salt, in the form of a
- 20 solvate and in the form of a salt and a solvate. In a compound of the present invention substituents indicated are unsubstituted, if not otherwise (specifically) defined. Each single substituent defined above in a compound of formula I may be per se a preferred substituent, independently of the other substituents defined.
- 25 In another aspect the present invention provides a compound of the present invention in the form of a salt, e.g. and in the form of a salt and in the form of a solvate, or in the form of a solvate.

- 19 -

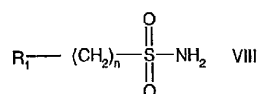
A salt of a compound of the present invention includes a pharmaceutically acceptable salt, e.g. including a metal salt, an acid addition salt or an amine salt. Metal salts include for example alkali or earth alkali salts; acid addition salts include salts of a compound of formula I with an acid, e.g. HCl; amine salts include salts of a compound of formula I with an amine.

5 A compound of the present invention in free form may be converted into a corresponding compound in the form of a salt; and vice versa. A compound of the present invention in free form or in the form of a salt and in the form of a solvate may be converted into a corresponding compound in free form or in the form of a salt in unsolvated form; and vice versa.

10 A compound of the present invention may exist in the form of isomers and mixtures thereof. A compound of the present invention may e.g. contain asymmetric carbon atoms and may thus exist in the form of diastereoisomeres and mixtures thereof. Substituents in a non-aromatic ring may be in the cis or in the trans configuration in respect to each other. E.g. if R₁ or R₂ includes a substituted piperidine or tetrahydropyridine which is additionally substituted by a further substituent at a carbon atom of said ring, said further substituent may be in the cis or in the trans configuration with respect to the (optionally -(CH₂)_m- or -(CH₂)_n)sulfonamide group also attached to said piperidine or tetrahydropyridine; and if R₁ or R₂ includes a substituted cyclohexyl, said substituent may be in the cis or in trans configuration with respect to the (optionally -(CH₂)_m- or -(CH₂)_n)sulfonamide group also attached to said cyclohexyl ring. Isomeric mixtures may be separated as appropriate, e.g. according to a method as conventional, to obtain pure isomers. The present invention includes a compound of the present invention in any isomeric form and in any isomeric mixture.

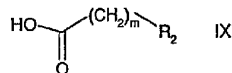
25 Any compound described herein, e.g. a compound of the present invention, may be prepared as appropriate, e.g. according, e.g. analogously, to a method as conventional, e.g. or as specified herein.

30 In another aspect the present invention provides a process for the production of a compound of formula I comprising reacting a compound of formula

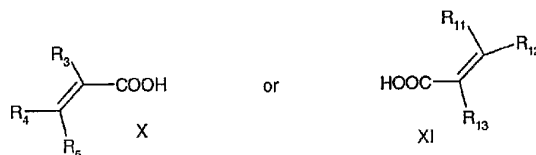


- 20 -

wherein R_1 and n are as defined above, with a compound of formula



- wherein R_2 and m are as defined above, e.g. in an activated form, e.g. and/or in the presence of a coupling agent; and isolating a compound of formula I, wherein R_1 , R_2 , m and n are as described above from the reaction mixture obtained, e.g.
- 5 if a compound of formula I comprises a group of formula II or of formula V, a compound of formula VIII may be reacted a compound of formula



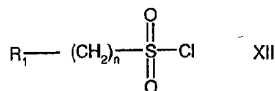
- wherein the substituents are as defined above, e.g. in an activated form, e.g. and/or in the presence of a coupling agent, to obtain a compound of formula I, wherein the substituents are as defined above.
- 10

- The above reaction is an acylation reaction and may be carried out as appropriate, e.g. in appropriate solvent and at appropriate temperatures, e.g. according, e.g. analogously, to a method as conventional or according, e.g. analogously, to a method as described herein.
- 15

- If in a compound of formula I a piperidine, tetrahydropyridine or piperazine, or a bridged cycloalkyl ring system comprising a nitrogen atom in a bridge, is unsubstituted present, such ring may be e.g. substituted at the nitrogen atom, e.g. by acylation to introduce a carbonyl containing residue, e.g. or by reaction with a fluoro containing phenyl wherein fluoro acts as a leaving group for N-phenylation (similarly, a heterocyclyl group may be attached to the nitrogen with a corresponding heterocyclic ring which is substituted by chloro as a leaving group). An ester group obtained by a reaction step may be saponified to obtain a carboxylic acid group, or vice versa.
- 20

- Compounds of formula VIII, IX, X and XI are known or may be obtained as appropriate, e.g. according, e.g. analogously, to a method as conventional or as described herein.
- 25 A compound of formula VIII, for example may be obtained from a compound of formula

- 21 -



by treatment with (aqueous) NH_3 .

A compound of formula X or XI may be obtained e.g. by reacting a compound $\text{R}_2\text{-H}$, wherein R_2 is a group of formula II or of formula V, which carries an oxo group at one of the carbon atoms of the (bridged) ring system, with

- 5 - $(\text{RO})_2\text{OP-CHR}_x\text{-COO-R}$, wherein R is alkyl, such as (C_{1-4}) alkyl, e.g. methyl or ethyl and R_x is R_3 or R_8 as defined above, in a solvent, e.g. tetrahydrofuran in the presence of a base e.g. sodium hydride; or
- $\text{Ph}_3\text{-P-CR}_x\text{-COO-C}_2\text{H}_5$, wherein R_x is as defined above, in a solvent such as toluene, e.g. at temperatures above room temperature, or,
- 10 - if R_x is hydrogen, by reaction with $\text{NC-CH}_2\text{-COOR}$, wherein R is as defined above, in a solvent, e.g. dimethylformamide, in the presence of a catalyst, e.g. piperidine and β -alanine, e.g. at temperatures above room temperature; and subsequent treatment of the compound obtained with NaOH or LiOH , in a solvent such as tetrahydrofuran/ H_2O , e.g. at
- 15 temperatures above room temperature.

Steroidal hormones in particular tissues are associated with several diseases, such as tumors of breast, endometrium and prostate and disorders of the pilosebaceous unit, e.g. acne, androgenetic alopecia, and hirsutism. Important precursors for the local production of these steroid hormones are steroid 3-O-sulfates which are desulfated by the enzyme steroid sulfatase in the target tissues. Inhibition of this enzyme results in reduced local levels of the corresponding active steroidal hormones, which is expected to be of therapeutic relevance. Furthermore, steroid sulfatase inhibitors may be useful as immunosuppressive agents, and have been shown to enhance memory when delivered to the brain.

- 25 Acne is a polyetiological disease caused by the interplay of numerous factors, such as inheritance, sebum, hormones, and bacteria. The most important causative factor in acne is sebum production; in almost all acne patients sebaceous glands are larger and more sebum is produced than in persons with healthy skin. The development of the sebaceous gland and the extent of sebum production is controlled hormonally by androgens; therefore,
- 30 androgens play a crucial role in the pathogenesis of acne. In man, there are two major sources supplying androgens to target tissues: (i) the gonads which secrete testosterone, (ii) the adrenals producing dehydroepiandrosterone (DHEA) which is secreted as the sulfate

conjugate (DHEAS). Testosterone and DHEAS are both converted to the most active androgen, dihydrotestosterone (DHT), in the target tissue, e.g. in the skin. There is evidence that these pathways of local synthesis of DHT in the skin are more important than direct supply with active androgens from the circulation. Therefore, reduction of

5 endogeneous levels of androgens in the target tissue by specific inhibitors should be of therapeutic benefit in acne and seborrhoea. Furthermore, it opens the perspective to treat these disorders through modulation of local androgen levels by topical treatment, rather than influencing circulating hormone levels by systemic therapies.

Androgenetic male alopecia is very common in the white races, accounting for about 95% of all types of alopecia. Male-pattern baldness is caused by an increased number of hair

10 follicles in the scalp entering the telogen phase and by the telogen phase lasting longer. It is a genetically determined hair loss effected through androgens. Elevated serum DHEA but normal testosterone levels have been reported in balding men compared with non-balding controls, implying that target tissue androgen production is important in androgenetic

15 alopecia.

Hirsutism is the pathological thickening and strengthening of the hair which is characterized by a masculine pattern of hair growth in children and women. Hirsutism is androgen induced, either by increased formation of androgens or by increased sensitivity of the hair follicle to androgens. Therefore, a therapy resulting in reduction of endogeneous levels of

20 androgens and/or estrogens in the target tissue (skin) should be effective in acne, androgenetic alopecia and hirsutism.

As described above, DHT, the most active androgen, is synthesized in the skin from the abundant systemic precursor DHEAS and the first step in the metabolic pathway from DHEAS to DHT is desulfatation of DHEAS by the enzyme steroid sulfatase to produce

25 DHEA. The presence of the enzyme in keratinocytes and in skin-derived fibroblasts has been described. The potential use of steroid sulfatase inhibitors for the reduction of endogenous levels of steroid hormones in the skin was confirmed using known steroid sulfatase inhibitors, such as estrone 3-O-sulfamate and 4-methylumbelliferyl-7-O-sulfamate. We have found that inhibitors of placental steroid sulfatase also inhibit steroid sulfatase

30 prepared from either a human keratinocyte (HaCaT) or a human skin-derived fibroblast cell line (1BR3GN). Such inhibitors were also shown to block steroid sulfatase in intact monolayers of the HaCaT keratinocytes.

Therefore, inhibitors of steroid sulfatase may be used to reduce androgen and estrogen levels in the skin. They can be used as inhibitors of the enzyme steroid sulfatase for the

local treatment of androgen-dependent disorders of the pilosebaceous unit (such as acne, seborrhoea, androgenetic alopecia, hirsutism) and for the local treatment of squamous cell carcinoma.

5 Furthermore non-steroidal steroid sulfatase inhibitors are expected to be useful for the treatment of disorders mediated by the action of steroid hormones in which the steroidal products of the sulfatase cleavage play a role. Indications for these new kind of inhibitors include androgen-dependent disorders of the pilosebaceous unit (such as acne, seborrhea, androgenetic alopecia, hirsutism); estrogen- or androgen-dependent tumors, such as squamous cell carcinoma and neoplasms, e.g. of the breast, endometrium, and prostate; 10 inflammatory and autoimmune diseases, such as rheumatoid arthritis, type I and II diabetes, systemic lupus erythematosus, multiple sclerosis, myasthenia gravis, thyroiditis, vasculitis, ulcerative colitis, and Crohn's disease, psoriasis, contact dermatitis, graft versus host disease, eczema, asthma and organ rejection following transplantation. Steroid sulfatase inhibitors are also useful for the treatment of cancer, especially for the treatment of 15 estrogen- and androgen-dependent cancers, such as cancer of the breast and endometrium and squamous cell carcinoma, and cancer of the prostata. Steroid sulfatase inhibitors are also useful for the enhancement of cognitive function, especially in the treatment of senile dementia, including Alzheimer's disease, by increasing the DHEAS levels in the central nervous system.

20

Activities of compounds in inhibiting the activity of steroid sulfatase may be shown in the following test systems:

Purification of human steroid sulfatase

25 Human placenta is obtained freshly after delivery and stripped of membranes and connective tissues. For storage, the material is frozen at -70°C. After thawing, all further steps are carried out at 4°C, while pH values are adjusted at 20°C. 400 g of the tissue is homogenized in 1.2 l of buffer A (50 mM Tris-HCl, pH 7.4, 0.25 M sucrose). The homogenate obtained is centrifuged at 10,000xg for 45 minutes. The supernatant is set 30 aside and the pellet obtained is re-homogenized in 500 ml of buffer A. After centrifugation, the two supernatants obtained are combined and subjected to ultracentrifugation (100,000xg, 1 hour). The pellet obtained is resuspended in buffer A and centrifugation is repeated. The pellet obtained is suspended in 50 ml of 50 mM Tris-HCl, pH 7.4 and stored at -20°C until further work-up.

- 24 -

After thawing, microsomes are collected by ultracentrifugation (as described above) and are suspended in 50 ml of buffer B (10 mM Tris-HCl, pH 7.0, 1 mM EDTA, 2 mM 2-mercaptoethanol, 1 % Triton X-100, 0.1 % aprotinin). After 1 hour on ice with gentle agitation, the suspension is centrifuged (100,000xg, 1 hour). The supernatant containing the enzyme activity is collected and the pH is adjusted to 8.0 with 1 M Tris. The solution obtained is applied to a hydroxy apatite column (2.6x20 cm) and equilibrated with buffer B, pH 8.0. The column is washed with buffer B at a flow rate of 2 ml/min. The activity is recovered in the flow-through. The pool is adjusted to pH 7.4 and subjected to chromatography on a concanavalin A sepharose column (1.6x10 cm) equilibrated in buffer C (20 mM Tris-HCl, pH 7.4, 0.1 % Triton X-100, 0.5 M NaCl). The column is washed with buffer C, and the bound protein is eluted with 10 % methyl mannoside in buffer C. Active fractions are pooled and dialysed against buffer D (20 mM Tris-HCl, pH 8.0, 1 mM EDTA, 0.1 % Triton X-100, 10 % glycerol (v/v)).

The retentate obtained is applied to a blue sepharose column (0.8x10 cm) equilibrated with buffer D; which column is washed and elution is carried out with a linear gradient of buffer D to 2 M NaCl in buffer D. Active fractions are pooled, concentrated as required (Centricon 10), dialysed against buffer D and stored in aliquots at -20°C.

Assay of Human Steroid Sulfatase

It is known that purified human steroid sulfatase not only is capable to cleave steroid sulfates, but also readily cleaves aryl sulfates such as 4-methylumbelliferyl sulfate which is used in the present test system as an activity indicator. Assay mixtures are prepared by consecutively dispensing the following solutions into the wells of white microtiter plates:

- 1) 50 µl substrate solution (1.5 mM 4-methylumbelliferyl sulfate in 0.1 M Tris-HCl, pH 7.5)
- 2) 50 µl test compound dilution in 0.1 M Tris-HCl, pH 7.5, 0.1 % Triton X-100 (stock solutions of the test compounds are prepared in DMSO; final concentrations of the solvent in the assay mixture not exceeding 1 %)
- 3) 50 µl enzyme dilution (approximately 12 enzyme units/ml)

We define one enzyme unit as the amount of steroid sulfatase that hydrolyses 1 nmol of 4-methylumbelliferyl sulfate per hour at an initial substrate concentration of 500 µM in 0.1 M Tris-HCl, pH 7.5, 0.1 % Triton X-100, at 37°C.

Plates are incubated at 37°C for 1 hour. Then the reaction is stopped by addition of 100 µl 0.2 M NaOH. Fluorescence intensity is determined in a Titertek Fluoroskan II instrument with $\lambda_{\text{ex}} = 355 \text{ nm}$ and $\lambda_{\text{em}} = 460 \text{ nm}$.

Calculation of relative IC₅₀ values

- From the fluorescence intensity data (I) obtained at different concentrations (c) of the test compound in the human steroid sulfatase assay as described above, the concentration inhibiting the enzymatic activity by 50 % (IC₅₀) is calculated using the equation:

$$I = \frac{I_{100}}{1 + (c / IC_{50})^s}$$

wherein I₁₀₀ is the intensity observed in the absence of inhibitor and s is a slope factor.

- Estrone sulfamate is used as a reference compound and its IC₅₀ value is determined in parallel to all other test compounds. Relative IC₅₀ values are defined as follows:

$$\text{rel IC}_{50} = \frac{IC_{50} \text{ of test compound}}{IC_{50} \text{ of estrone sulfamate}}$$

- According to our testing and calculation estrone sulfamate shows an IC₅₀ value of approximately 60 nM. The compounds of the present invention show activity in that described assay (rel IC₅₀ in the range of 0.0046 to 10).

20 CHO/STS Assay

- CHO cells stably transfected with human steroid sulfatase (CHO/STS) are seeded into microtiter plates. After reaching approximately 90% confluency, they are incubated overnight with graded concentrations of test substances (e.g. compounds of the present invention). They are then fixed with 4% paraformaldehyde for 10 minutes at room temperature and washed 4 times with PBS, before incubation with 100 µl/well 0.5 mM 4-methylumbelliferyl sulfate (MUS), dissolved in 0.1M Tris-HCl, pH 7.5. The enzyme reaction is carried out at 37°C for 30 minutes. Then 50 µl/well stop solution (1M Tris-HCl, pH 10.4) are added. The enzyme reaction solutions are transferred to white plates (Microfluor, Dynex, Chantilly, VA) and read in a Fluoroskan II fluorescence microtiter plate reader. Reagent blanks are subtracted from all values. For drug testing, the fluorescence units (FU) are divided by the optical density readings after staining cellular protein with sulforhodamine B (OD₅₅₀), in order to correct for variations in cell number. IC₅₀ values are determined by linear interpolation between two bracketing points. In each assay with inhibitors, estrone 3-O-

sulfamate is run as a reference compound, and the IC_{50} values are normalized to estrone 3-O-sulfamate (relative $IC_{50} = IC_{50} \text{ compound} / IC_{50} \text{ estrone 3-O-sulfamate}$).

The compounds of the present invention show activity in that described assay (rel IC_{50} in the range of 0.05 to 10).

5

Assay Using Human Skin Homogenate

Frozen specimens of human cadaver skin (about 100 mg per sample) are minced into small pieces (about 1x1 mm) using sharp scissors. The pieces obtained are suspended in ten volumes (w/w) of buffer (20 mM Tris-HCl, pH 7.5), containing 0.1 % Triton X-100. Test
10 compounds (e.g. compounds of the present invention) are added at graded concentrations from stock solutions in ethanol or DMSO. Second, DHEAS as the substrate is added (1 $\mu\text{C}/\text{ml}$ [^3H]DHEAS, specific activity: about 60 Ci/mmol, and 20 μM unlabeled DHEAS). Samples are incubated for 18 hrs at 37°C. At the end of the incubation period, 50 μl of 1 M Tris, pH 10.4 and 3 ml of toluene are added. A 1-ml aliquot of the organic phase is removed
15 and subjected to liquid scintillation counting. The determined dpm-values in the aliquots are converted to nmol of DHEA cleaved per g of skin per hour.

The compounds of the present invention show activity in that described assay (IC_{50} in the range of 0.03 to 10 μM).

20 The compounds of the present invention show activity in test systems as defined above. A compound of the present invention in salt and/or solvate form exhibits the same order of activity as a compound of the present invention in free and/or non-solvated form. The compounds of the present invention are therefore indicated for use as steroid sulfatase inhibitor in the treatment of disorders mediated by the action of steroid sulfatase, e.g.
25 including androgen-dependent disorders of the pilosebaceous unit, such as acne, seborrhea, androgenetic alopecia, hirsutism; cancers, such as estrogen and androgen-dependent cancers; and cognitive dysfunctions, such as senile dementia including Alzheimer's disease. Treatment includes therapeutical treatment and prophylaxis.

30 Preferred compounds of the present invention include a compound of Example 208, a compound of Example 217 and Example 218, a compound of Example 248, a compound of Example 249, a compound of Example 251, and a compound of Example 379. These compounds show in the Human Steroid Sulfatase Assay a rel IC_{50} in the range of 0.0046 to 0.29, in the CHO/STS Assay a rel IC_{50} in the range of 0.05 to 0.18, and in the Assay Using

- 27 -

Human Skin Homogenate of an IC_{50} in the range of 0.03 to 0.27 μM and are thus highly active steroidal sulfatase inhibitors. Even more preferred is the compound of Example 217 and Example 218, which show in the Assay of Human Steroid Sulfatase a rel IC_{50} of 0.29, in the CHO/STS Assay a rel IC_{50} of 0.08 and in the Assay Using Human Skin Homogenate an

5 IC_{50} of 0.27 μM .

In another aspect the present invention provides a compound of formula I for use as a pharmaceutical, e.g. in the treatment of disorders mediated by the action of steroid sulfatase.

10 In a further aspect the present invention provides a compound of formula I for use in the preparation of a medicament for treatment of disorders mediated by the action of steroid sulfatase.

In another aspect the present invention provides a method of treating disorders mediated by the

15 action of steroid sulfatase comprising administering a therapeutically effective amount of a compound of formula I to a subject in need of such treatment.

For such use the dosage to be used will vary, of course, depending e.g. on the particular compound employed, the mode of administration and the treatment desired. However, in

20 general, satisfactory results may be obtained if the compounds are administered at a daily dose of from about 0.1 mg/kg to about 100 mg/kg animal body weight, e.g. conveniently administered in divided doses two to four times daily. For most large mammals the total daily dosage is from about 5 mg to about 5000 mg, conveniently administered, for example, in divided doses up to four times a day or in retarded form. Unit dosage forms comprise,

25 e.g. from about 1.25 mg to about 2000 mg of a compound of a present invention in admixture with at least one pharmaceutically acceptable excipient, e.g. carrier, diluent. The compounds of the present invention may be administered in the form of a pharmaceutically acceptable salt, e.g. an acid addition salt, metal salt, amine salt; or in free form; optionally in the form of a solvate.

30 The compounds of the present invention may be administered in similar manner to known standards for use in such indications. The compounds of the present invention may be admixed with conventional, e.g. pharmaceutically acceptable, excipients, such as carriers and diluents and optionally further excipients. The compounds of the present invention may be administered, e.g. in the form of pharmaceutical compositions,

- 28 -

- orally, e.g. in the form of tablets, capsules;
- parenterally, intravenously, e.g. in the form of liquids, such as solutions, suspensions;
- topically, e.g. in the form of ointments, creams.

The concentrations of the active substance in a pharmaceutical composition will of course vary, e.g. depending on the compound used, the treatment desired and the nature of the composition used. In general, satisfactory results may be obtained at concentrations of from about 0.05 to about 5 % such as from about 0.1 to about 1% w/w in topical compositions, and by about 1% w/w to about 90% w/w in oral, parenteral or intravenous compositions.

- 10 In another aspect the present invention provides a pharmaceutical composition comprising a pharmaceutically effective amount of at least one compound of the present invention in association with at least one pharmaceutically acceptable excipient.

A pharmaceutical composition of the present invention may comprise as an active ingredient one or more compounds of the present invention, e.g. at least one, and one or more other pharmaceutically active agents. At least one compound of the present invention thus may be used for pharmaceutical treatment alone, or in combination with one or more further pharmaceutically active agents. Such further pharmaceutically active agents include e.g. retinoids, e.g. retinoic acid, such as isotretinoin; tretinoin (Roche); adapalene (6-[3-(1-adamantyl)-4-methoxyphenyl]-2-naphthoic acid); oral contraceptives, e.g. 19-nor-17a-pregna-1,3,5(10)-trien-20-in-3,17-diol, 6-Chlor-17-hydroxy-1a,2a-methylen-4,6- pregnadien-3,20- dion, such as Diane® (Schering), antibacterials, such as erythromycins, including erythromycin A, azithromycin, clarithromycin, roxythromycin; tetracyclines, lincosamid-antibiotics, such as clindamycin (methyl 7-chlor-6,7,8-tridesoxy-6-(trans-1-methyl-4-propyl-L-2-pyrrolidin-carboxamido)-1-thio-L-threo-a-D-galacto-octopyranosid), azelaic acid (nonanedionic acid), nadifloxacin; benzoyl peroxide.

Combinations include

- fixed combinations, in which two or more pharmaceutically active agents are in the same pharmaceutical composition,
- 30 - kits, in which two or more pharmaceutically active agents in separate compositions are sold in the same package, e.g. with instruction for co-administration; and
- free combinations in which the pharmaceutically active agents are packaged separately, but instruction for simultaneous or sequential administration are given.

- 29 -

In another aspect the present invention provides a compound of the present invention in combination with at least one other pharmaceutically effective agent for use as a pharmaceutical, such as a pharmaceutical composition comprising a combination of at least one compound of the present invention with at least one other pharmaceutically effective agent in association with at least one pharmaceutical acceptable excipient.

In the following examples all temperatures are in degree Centigrade and are uncorrected.

The following abbreviations are used:

DIEA: diisopropylethylamine

10 DMA: N,N-dimethylacetamide

DMAP: N,N-dimethylaminopyridine

DMF: N,N-dimethylformamide

DMSO: dimethylsulfoxide

EDC: 1-ethyl-3-(3'-dimethylaminopropyl)carbodiimide in the form of a hydrochloride

15 EtAc: ethyl acetate

EX: Example

HEX: n-hexane

c-HEX: cyclohexane

m.p.: melting point

20 PPA: propanephosphonic acid anhydride

RT: room temperature

THF: tetrahydrofuran

PROCEDURES

Example A

4-(4-Bromo-2,5-dichloro-thiophene-3-sulfonylamino-carbonyl)-piperidine-1-carboxylic acid tert.-butyl ester (compound of Example 1)

a. 4-Bromo-2,5-dichloro-thiophene-3-sulfonamide

90 ml of an aqueous solution of NH_3 (32%) is added at room temperature to a solution of 8.88 g of 4-bromo-2,5-dichloro-thiophene-3-sulfonylchloride in 120 ml of EtAc. The mixture obtained is stirred for ca. 15 hours. Two phases obtained are separated, the organic layer is washed with 1 N HCl and H_2O , and dried. Solvent of the organic phase obtained is evaporated. 4-Bromo-2,5-dichloro-thiophene-3-sulfonamide is obtained in the form of a white powder. m.p. 113-117 °; $^{13}\text{C-NMR}$ (CDCl_3): $\delta = 108.287; 125.342; 130.404; 135.716$.

b. 4-(4-Bromo-2,5-dichloro-thiophene-3-sulfonylamino-carbonyl)-piperidine-1-carboxylic acid tert.-butyl ester

60 mg of DMAP, 130 mg of DIEA and 192 mg of EDC are added to a solution of 155 mg of 4-bromo-2,5-dichloro-thiophene-3-sulfonamide and 230 mg of 1-(tert.butyl-oxycarbonyl)-piperidine-4-carboxylic acid in 8 ml of DMF. The mixture obtained is stirred for ca. 16 h at ca. 30°, solvent is evaporated and the evaporation residue is treated with EtAc. The mixture obtained is washed with aqueous 1 N HCl, aqueous saturated NaHCO_3 and brine, and dried. Solvent from the organic phase obtained is evaporated and the evaporation residue is subjected to chromatography. 4-(4-Bromo-2,5-dichloro-thiophene-3-sulfonylamino-carbonyl)-piperidine-1-carboxylic acid tert.-butyl ester is obtained and lyophilized from 1,4-dioxane.

Example B

4-(3,5-Bis-trifluoromethyl-benzenesulfonylamino-carbonyl)-cis-3-methyl-piperidine-1-carboxylic acid tert.-butyl ester (compound of Example 72) and

4-(3,5-Bis-trifluoromethyl-benzenesulfonylamino-carbonyl)-trans-3-methyl-piperidine-1-carboxylic acid tert.-butyl ester (compound of Example 73)

18 ml of a sodium bis(trimethylsilyl)amide solution (2M) in THF are added to a suspension of 12.4 g of methoxymethyltriphenylphosphonium chloride in 25 ml of dry THF at 0°. To the mixture obtained, 5.87 g of 3-methyl-4-oxo-piperidine-1-carboxylic acid tert.butyl ester in 25 ml of THF are slowly added, the mixture obtained is stirred at 0°, diluted with EtAc and

- 31 -

extracted with aqueous 1M HCl, saturated aqueous NaHCO₃ solution and brine. The organic layer obtained is dried and solvent is evaporated. The evaporation residue obtained is subjected to filtration over silica gel and solvent of the filtrate obtained is evaporated. 3.6 g of the filtration residue obtained are dissolved in 150 ml of CH₃CN, 1.68 g of cerium trichloride heptahydrate and 337 mg of sodium iodide are added and the resulting mixture is stirred at 40° overnight. From the mixture obtained solvent is evaporated and the evaporation residue obtained is treated with EtAc. The mixture obtained is extracted with aqueous 1M HCl, saturated aqueous NaHCO₃ solution and brine. The organic layer obtained is dried, solvent is evaporated and the evaporation residue obtained is subjected to filtration over silica gel and solvent of the filtrate obtained is evaporated. 494 mg of the evaporation residue obtained and 1.18 g of magnesium monoperoxyphthalic acid hexahydrate in 36 ml of EtOH/H₂O (1:1) are stirred at RT and diluted with EtAc. The mixture obtained is extracted with aqueous 1M HCl. The organic layer obtained is dried, solvent is evaporated and the evaporation residue is subjected to filtration and solvent of the filtrate obtained is evaporated. To a solution of 60 mg of the evaporation residue obtained, 71 mg of 3,5-bis(trifluoromethyl)phenylsulfonamide, 94 mg of EDC and 30 mg of DMAP in 2 ml of DMF and 84 µl of DIEA are added and the mixture obtained is shaken at RT. From the mixture obtained solvent is removed and the concentrated residue obtained is subjected to preparative HPLC on an RP-18 column (CH₃CN/H₂O (0.1% TFA). 4-(3,5- Bis-trifluoromethyl-benzenesulfonylaminocarbonyl)-cis -3-methyl-piperidine-1-carboxylic acid tert.-butyl ester and 4-(3,5- Bis-trifluoromethyl-benzenesulfonylaminocarbonyl)-trans-3-methyl-piperidine-1-carboxylic acid tert.-butyl ester are obtained.

Example C

N-[1-(2-Nitro-phenyl)-piperidine-4-carbonyl]-3,5-bis-trifluoromethyl-benzenesulfonamide (compound of Example 81)

a. N-(Piperidine-4-carbonyl)-3,5-bis-trifluoromethyl-benzenesulfonamide in the form of a hydrochloride

2 g of 4-(3,5-bis-trifluoromethyl-benzenesulfonylaminocarbonyl)-piperidine-1-carboxylic acid tert.-butyl ester are dissolved in a mixture of 1 ml MeOH and 9 ml of CH₂Cl₂. The resulting mixture is treated at RT with 20 ml of 3 N HCl in (C₂H₅)₂O for ca. 16 hours. Solvent is evaporated and N-(piperidine-4-carbonyl)-3,5-bis-trifluoromethyl-benzenesulfonamide in the form of a hydrochloride is obtained. m.p. 285-291°.

b. N-[1-(2-Nitro-phenyl)-piperidine-4-carbonyl]-3,5-bis-trifluoromethyl-benzenesulfonamide
0.13 g of DIEA and 0.07 g of 1-fluoro-2-nitrobenzene are added to a solution of 0.22 g N-(piperidine-4-carbonyl)-3,5-bis-trifluoromethyl-benzenesulfonamide in the form of a hydrochloride in 4 ml of DMSO. The mixture obtained is stirred for ca. 18 h at 80°, solvent is evaporated and the evaporation residue is subjected to flash chromatography on silica gel (eluent: EtAc). N-[1-(2-Nitro-phenyl)-piperidine-4-carbonyl]-3,5-bis-trifluoromethyl-benzenesulfonamide is obtained.

Example D

10 trans-[4-(4-Bromo-2,5-dichloro-thiophene-3-sulfonylamino-carbonyl)-cyclohexylmethyl]-carbamic acid *tert*-butyl ester (compound of Example 109)

a. 4-Bromo-2,5-dichloro-thiophene-3-sulfonamide

90 ml of an aqueous solution of NH₃ (32%) is added at RT to a solution of 8.88 g of 4-bromo-2,5-dichloro-thiophene-3-sulfonylchloride in 120 ml of EtAc. The mixture obtained is stirred for ca. 15 h and two phases obtained are separated. The organic layer is washed with 1 N HCl and H₂O, and dried. Solvent of the organic solution obtained is evaporated. 4-Bromo-2,5-dichloro-thiophene-3-sulfonamide in the form of a white powder is obtained. m.p. 113-117 °C, ¹³C-NMR: δ = 108.287; 125.342; 130.404; 135.716.

20 b. trans-[4-(4-Bromo-2,5-dichloro-thiophene-3-sulfonylamino-carbonyl)-cyclohexylmethyl]-carbamic acid *tert*-butyl ester

60 mg of DMAP, 130 mg of DIEA and 192 mg of EDC are added to a solution of 155 mg of 4-bromo-2,5-dichloro-thiophene-3-sulfonamide and 257 mg of trans-1-(*tert*.butyloxycarbonyl-aminomethyl)cyclohexane-4-carboxylic acid in 8 ml of DMF and the mixture obtained is stirred for ca. 16 hours at ca. 30°. From the mixture obtained solvent is evaporated and the evaporation residue obtained is dissolved in EtAc. The solution obtained is washed with 1 N HCl, saturated NaHCO₃ solution and brine and dried. From the organic phase obtained solvent is evaporated and the evaporation residue obtained is subjected to chromatography. trans-[4-(4-Bromo-2,5-dichloro-thiophene-3-sulfonylamino-carbonyl)-cyclohexylmethyl]-carbamic acid *tert*-butyl ester is obtained.

Example E

4-Chloro-N-(4-pentyl-bicyclo[2.2.2]octane-1-carbonyl)-benzenesulfonamide (compound of Example 186)

- 33 -

0.42 g of 4-chlorophenylsulfonamide, 60 mg of DMAP and 0.42 g of EDC are added to a solution of 0.5 g of 4-pentyl-bicyclo[2.2.2]octan-1-carboxylic acid in 8 ml of DMF, the mixture obtained is stirred for ca. 16 h at RT and solvent from the mixture obtained is evaporated. The evaporation residue obtained is dissolved in EtAc and washed with 1 N HCl, saturated NaHCO₃ solution and brine and the organic phase obtained is dried. Solvent of the organic phase obtained is evaporated and the evaporation residue obtained is subjected to chromatography. 4-Chloro-N-(4-pentyl-bicyclo[2.2.2]octane-1-carbonyl)-benzenesulfonamide is obtained in the form of a white powder;

10 Example F**10-(3,5-bis-trifluoromethyl-benzenesulfonylamino-carbonyl)-8-aza-bicyclo[4.3.1]decane-8-carboxylic acid tert-butyl ester (compound of Example 217)****a. 10-Oxo-8-aza-bicyclo[4.3.1]decane-8-carboxylic acid tert-butyl ester**

25 g of 8-methyl-8-aza-bicyclo[4.3.1]decan-10-one in the form of a hydrobromide are dissolved in H₂O and a pH of ~11 is adjusted by addition of aqueous NaOH solution. The mixture obtained is extracted with (C₂H₅)₂O. The organic layer obtained is dried and solvent is evaporated. The evaporation residue obtained is dissolved in 50 ml of dichloroethane, 23.7 ml of 1-chloroethyl chloroformate are added at 0° and the mixture obtained is stirred at 80°, cooled to RT, and 50 ml of MeOH are added. The mixture obtained is stirred at 60°, solvent is evaporated and the evaporation residue obtained together with 18 g of K₂CO₃ and 28.4 g of di-tert.-butyldicarbonate is treated with 240 ml of THF/H₂O (5:1) and stirred at RT. The mixture obtained is concentrated under reduced pressure and diluted with EtAc. The mixture obtained is extracted with H₂O, 1M HCl, aqueous, saturated NaHCO₃ solution and brine. The organic layer obtained is dried and solvent is evaporated. The evaporation residue is subjected to filtration over silica gel with EtAc/c-Hex (1:3). 10-Oxo-8-aza-bicyclo[4.3.1]decane-8-carboxylic acid tert-butyl ester is obtained. m.p.: 50-52°; ¹³C-NMR: 211.99, 154.82, 80.20, 48.70, 28.44, 26.40.

b. 10-Methoxymethylene-8-aza-bicyclo[4.3.1]decane-8-carboxylic acid tert-butyl ester

To a suspension of 9.54 g of methoxymethyltriphenylphosphonium chloride in 25 ml of dry THF, 13.8 ml of a sodium bis(trimethylsilyl)amide solution (2M) in THF are added at 0° under stirring. To the mixture obtained 5.40 g of 10-oxo-8-aza-bicyclo[4.3.1]decane-8-carboxylic acid tert-butyl ester in 25 ml of THF are slowly added and stirring at 0° is continued. The mixture obtained - diluted with EtAc - is extracted with aqueous 1M HCl,

- aqueous saturated NaHCO₃ solution and brine. The organic layer obtained is dried and solvent is evaporated. The evaporation residue obtained is subjected to filtration over silica gel with EtAc/c-Hex (1:9). 10-Methoxymethylene-8-aza-bicyclo[4.3.1]decane-8-carboxylic acid tert-butyl ester is obtained. ¹³C-NMR: 155.54, 142.46, 118.38, 79.58, 59.82, 52.17, 50.89, 49.54, 36.93, 35.53, 34.91, 33.80, 33.50, 32.08, 28.94, 27.30, 27.18.
- 5 c. 10-Formyl-8-aza-bicyclo[4.3.1]decane-8-carboxylic acid tert-butyl ester
4.8 g of 10-methoxymethylene-8-aza-bicyclo[4.3.1]decane-8-carboxylic acid tert-butyl ester are dissolved in 180 ml of CH₃CN, 1.94 g of cerium trichloride heptahydrate and 390 mg of sodium iodide are added and the mixture obtained is stirred at 40° overnight. From the
- 10 mixture obtained solvent is evaporated and the evaporation residue obtained is dissolved in EtAc. The mixture obtained is extracted with aqueous 1M HCl, aqueous, saturated NaHCO₃-solution and brine. The organic layer obtained is dried, solvent is evaporated and the evaporation residue obtained is subjected to filtration over silica gel with EtAc/c-Hex (1:4 -> 1:2). 10-Formyl-8-aza-bicyclo[4.3.1]decane-8-carboxylic acid tert-butyl ester is obtained.
- 15 m.p.: 55-60°; ¹³C-NMR: 204.53, 155.28, 78.00, 55.40, 32.44, 32.12, 30.06, 28.89, 27.29.
d. 8-Aza-bicyclo[4.3.1]decane-8,10-dicarboxylic acid 8-tert-butyl ester
2.86 g of 10-formyl-8-aza-bicyclo[4.3.1]decane-8-carboxylic acid tert-butyl ester and 5.8 g of magnesium monoperoxyphthalic acid hexahydrate in 170 ml of EtOH/H₂O (1:1) are stirred at RT. The mixture obtained is diluted with EtAc. The mixture obtained is extracted with
- 20 aqueous 1M HCl and brine. The organic layer obtained is dried, solvent is evaporated and the evaporation residue is crystallised from MeOH/H₂O. 8-aza-bicyclo[4.3.1]decane-8,10-dicarboxylic acid 8-tert-butyl ester is obtained. m.p.: 218-222°; ¹³C-NMR: 179.88, 155.31, 80.00, 52.43, 50.98, 47.63, 33.14, 32.31, 28.91, 27.06.
- e. 10-(3,5-Bis-trifluoromethyl-benzenesulfonylamino-carbonyl)-8-aza-bicyclo[4.3.1]decane-8-carboxylic acid tert-butyl ester
- 25 6.1 ml of a 50% PPA solution in DMF, 633 mg of DMAP in 50 ml of dimethylamine and 1.8 ml of DIEA are added to a solution of 1.5 g of 8-aza-bicyclo[4.3.1]decane-8,10-dicarboxylic acid 8-tert-butyl ester, 2.3 g of 3,5-bis(trifluoromethyl)phenylsulfonamide, the mixture obtained is stirred at 40° and diluted with EtAc. The mixture obtained is extracted with
- 30 aqueous 1M NaHSO₄-solution, saturated NaHCO₃-solution and brine. From the mixture obtained solvent is distilled off. The distillation residue obtained is purified by filtration over silica gel with EtAc/c-Hex/MeOH (5:5:1) and the purified residue is subjected to crystallization from CH₃CN:H₂O (4:6). 10-(3,5-Bis-trifluoromethylbenzenesulfonylamino-carbonyl)-8-aza-bicyclo[4.3.1]decane-8-carboxylic acid tert-butyl ester in the form of a

sodium salt is obtained which is dissolved in EtAc and 1 M aqueous HCl and H₂O, the phases obtained are separated, the organic layer obtained is dried and solvent is evaporated. 10-(3,5-bis-trifluoromethyl-benzene-sulfonylamino-carbonyl)-8-azabicyclo[4.3.1]decane-8-carboxylic acid tert-butyl ester is obtained.

5

Example G

2-{4-[2-(3,5-Bis-trifluoromethyl-benzenesulfonylamino)-2-oxo-ethyl]-piperidin-1-yl}-4-trifluoromethyl-benzamide (compound of Example 241)

a. 3,5-Bis-(trifluoromethyl)benzene-sulfonamide

10 An aqueous solution of NH₃ (32%) is added at RT to a solution of 3,5-bis(trifluoromethyl)-benzene-sulfonylchloride in EtAc. The mixture obtained is stirred and two phases are obtained and are separated. The organic layer obtained is washed with 1 N HCl and H₂O, and dried. Solvent of the organic solution obtained is evaporated. 3,5-Bis-trifluoromethyl-benzene sulfonamide is obtained.

15 **b. 2-{4-[2-(3,5-Bis-trifluoromethyl-benzenesulfonylamino)-2-oxo-ethyl]-piperidin-1-yl}-4-trifluoromethyl-benzamide**

0.46 g of 2-fluoro-4-(trifluoromethyl)benzamide are added to a suspension of 1.8 g K₂CO₃ and 0.8 g of piperidin-4-yl acetic acid hydrochloride in 12 ml of DMSO, the mixture obtained is stirred for 4 h at 150°, solvent is evaporated, the evaporation residue obtained is suspended in MeOH and filtrated. The filtrate obtained is concentrated and subjected to chromatography on silica gel. [1-(2-Carbamoyl-5-trifluoromethyl-phenyl)-piperidin-4-yl]-acetic acid is obtained. 300 mg of EDC are added to a solution of 260 mg of [1-(2-carbamoyl-5-trifluoromethyl-phenyl)-piperidin-4-yl]-acetic acid, 230 mg of 3,5-bis-trifluoromethyl-benzenesulfonamide, 200 mg of DIEA and 90 mg of DMAP in 4 ml of DMF.

20 The mixture obtained is stirred for 3 days at RT, solvent is evaporated in vacuo and the evaporation residue obtained is treated with EtAc. The mixture obtained is washed with 1 N HCl, saturated aqueous NaHCO₃ solution and brine, dried, concentrated in vacuo and subjected to chromatography on silica gel. 2-{4-[2-(3,5-Bis-trifluoromethyl-benzenesulfonylamino)-2-oxo-ethyl]-piperidin-1-yl}-4-trifluoromethyl-benzamide is obtained.

30

Example H

3-[2-(4-Bromo-2,5-dichloro-thiophene-3-sulfonylamino)-2-oxo-ethyl]-9-azabicyclo[3.3.1]nonane-9-carboxylic acid tert-butyl ester (compound of Example 242)

a. 3-Oxo-9-aza-bicyclo[3.3.1]nonane-9-carboxylic acid tert-butyl ester

19.1 g of 9-methyl-9-aza-bicyclo[3.3.1]nonan-3-one in the form of a hydrochloride are suspended in 150 ml of dichloroethane and 26 ml of DIEA are added slowly at 0°. The mixture obtained is stirred for 1 hour at 0°, to the mixture obtained 27 ml of 1-chloroethyl chloroformate are added and the mixture obtained is stirred at 80° for 8 hours and cooled to RT. To the mixture obtained 100 ml of MeOH are added, the mixture obtained is stirred at 60° for 5 hours and solvent is evaporated. The evaporation residue obtained, 18 g of K₂CO₃ and 28.4 g of di-tert-butylidicarbonate are treated with 250 ml of THF/H₂O, the mixture obtained is stirred at RT for 3 hours, concentrated under reduced pressure and diluted with EtAc. The mixture obtained is washed with H₂O, 1M HCl, saturated NaHCO₃ solution and brine, the organic layer obtained is dried and solvent is evaporated. The evaporation residue obtained is subjected to filtration over silica gel. 3-Oxo-9-aza-bicyclo[3.3.1]nonane-9-carboxylic acid tert-butyl ester is obtained in the form of an oil and is crystallized. ¹³C-NMR: 209.94, 168.09, 154.33, 80.56, 48.90, 47.58, 45.81, 45.61, 30.95, 30.67, 28.81, 16.67.

b. 3-Ethoxycarbonylmethylene-9-aza-bicyclo[3.3.1]nonane-9-carboxylic acid tert-butyl ester

0.54 ml of (diethoxy-phosphoryl)-acetic acid ethyl ester are added dropwise to a suspension of 108 mg of NaH (55% in mineral oil) in 5 ml of THF at 0°. The mixture obtained is stirred and 650 mg of 3-oxo-9-aza-bicyclo[3.3.1]nonane-9-carboxylic acid tert-butyl ester in 5 ml of THF are slowly added. The mixture obtained is stirred at 60°C for 3 days, diluted with c-HEX and washed with 1M aqueous NaH₂PO₄ and saturated aqueous NaHCO₃ solution. The organic layer obtained is dried, solvent is evaporated and the evaporation residue obtained is subjected to chromatography on silica gel. 3-Ethoxycarbonylmethylene-9-aza-bicyclo[3.3.1]nonane-9-carboxylic acid tert-butyl ester is obtained in the form of an oil. ¹³C-NMR: 171.79, 154.45, 154.27, 133.38, 132.77, 127.11, 126.30, 79.64, 79.54, 61.03, 61.00, 48.59, 47.20, 46.81, 45.22, 42.72, 33.61, 33.42, 32.59, 32.17, 30.73, 30.07, 28.87, 28.57, 28.13, 16.48, 14.59.

c. 3-Ethoxycarbonylmethyl-9-aza-bicyclo[3.3.1]nonane-9-carboxylic acid tert-butyl ester

390 mg of 3-ethoxycarbonylmethylene-9-aza-bicyclo[3.3.1]nonane-9-carboxylic acid tert-butyl ester are dissolved in 50 ml of EtOH and hydrogenated (50 bar, RT) in the presence of 100 mg of PtO₂ as a catalyst. From the mixture obtained the catalyst is filtrated off and 3-ethoxycarbonylmethyl-9-aza-bicyclo[3.3.1]nonane-9-carboxylic acid tert-butyl ester in the form of a mixture of the syn and anti isomers is obtained. ¹³C-NMR: 172.95, 172.88, 155.55,

- 37 -

154.44, 79.46, 79.42, 60.63, 47.40, 45.96, 45.88, 44.60, 43.77, 40.69, 37.01, 36.63, 32.24, 32.03, 31.40, 31.02, 29.61, 29.21, 29.17, 27.43, 20.60, 14.65, 14.07.

d. 3-Carboxymethyl-9-aza-bicyclo[3.3.1]nonane-9-carboxylic acid tert-butyl ester

10 ml of 1M aqueous NaOH are added to a solution of 3-ethoxycarbonylmethyl-9-aza-bicyclo[3.3.1]nonane-9-carboxylic acid tert-butyl ester in 20 ml of THF and the mixture obtained is stirred at RT. To the mixture obtained 10 ml of brine and 70 ml of EtAc are added, and the mixture obtained is washed with 1M aqueous HCl. The organic layer obtained is dried and solvent is evaporated. 3-Carboxymethyl-9-aza-bicyclo[3.3.1]nonane-9-carboxylic acid tert-butyl ester in the form of an oil is obtained. ¹³C-NMR: 178.47, 177.28, 155.61, 154.50, 79.70, 79.63, 47.39, 45.88, 43.39, 40.31, 36.92, 32.22, 31.98, 31.37, 30.99, 30.74, 30.64, 30.08, 29.59, 29.20, 21.15, 20.60, 14.05.

e. 3-[2-(4-Bromo-2,5-dichloro-thiophene-3-sulfonylamino)-2-oxo-ethyl]-9-aza-bicyclo[3.3.1]nonane-9-carboxylic acid tert-butyl ester

69 µl of DIEA are added to a solution of 57 mg of 3-carboxymethyl-9-aza-bicyclo[3.3.1]nonane-9-carboxylic acid tert-butyl ester, 93 mg of 2,4,5-trichloro-thiophene-3-sulfonic acid amide, 233 µl of PPA and 24 mg of DMAP in 2 ml of DMA, and the mixture obtained is stirred at RT for 48 hours. From the mixture obtained solvent is evaporated and the evaporation residue obtained is subjected to preparative HPLC on an RP-18 column followed by lyophilisation from dioxane. 3-[2-(4-Bromo-2,5-dichloro-thiophene-3-sulfonylamino)-2-oxo-ethyl]-9-aza-bicyclo[3.3.1]nonane-9-carboxylic acid tert-butyl ester in the form of a powder is obtained.

Example J

9-[1-Fluoro-2-oxo-2-(2,4,5-trichloro-thiophene-3-sulfonylamino)-ethylidene]-3-aza-bicyclo[3.3.1]nonane-3-carboxylic acid tert-butyl ester (compound of Example 288)

a. 9-Oxo-3-aza-bicyclo[3.3.1]decane-3-carboxylic acid tert-butyl ester

20 g of 3-methyl-3-aza-bicyclo[3.3.1]decane-10-one oxalate are dissolved in H₂O and the pH is adjusted to -11 by addition of 1M aqueous NaOH solution. The mixture obtained is extracted with (C₂H₅)₂O, the organic layer obtained is dried and solvent is evaporated. The evaporation residue obtained is dissolved in 100 ml of dichloroethane, 22.5 ml of 1-chloroethyl chloroformate are added at 0°, the mixture obtained is stirred at 80°, cooled to RT and 100 ml of MeOH are added. The mixture obtained is stirred at 60° and solvent is evaporated. The evaporation residue obtained, 14.8 g of K₂CO₃ and 23.4 g of di-tert-butyldicarbonate are treated with 300 ml of THF/H₂O and stirred at RT. The mixture

- 38 -

obtained is concentrated under reduced pressure, diluted with EtAc and washed with H₂O, 1M HCl, saturated aqueous NaHCO₃ solution and brine. The organic layer obtained is dried, solvent is evaporated and the evaporation residue is subjected to filtration over silica gel with EtAc/c-HEX. 9-Oxo-3-aza-bicyclo[3.3.1]decane-3-carboxylic acid tert-butyl ester is obtained in crystalline form. ¹³C-NMR: 216.58, 154.49, 80.36, 51.00, 50.15, 47.11, 34.08, 28.45, 19.49.

b. 9-(Fluoro-Ethoxycarbonylmethylene-3-aza-bicyclo[3.3.1]nonane-3-carboxylic acid tert-butyl ester

1.14 ml of (diethoxy-phosphoryl)-fluoro-acetic acid ethyl ester are added dropwise to a suspension of 244 mg of NaH (55% in mineral oil) in THF at 0°, the mixture obtained is stirred, 918 mg of 9-oxo-3-aza-bicyclo[3.3.1]decane-3-carboxylic acid tert-butyl ester in 10 ml of THF are added slowly and the mixture obtained is stirred at RT overnight. The mixture obtained is diluted with c-HEX and the diluted mixture obtained is washed with 1M aqueous NaH₂PO₄ and saturated aqueous NaHCO₃ solution. The organic layer obtained is dried, solvent is removed by distillation and the distillation residue obtained is subjected to chromatography on silica gel. 9-(Fluoro-ethoxycarbonylmethylene-3-aza-bicyclo[3.3.1]nonane-3-carboxylic acid tert-butyl ester is obtained in the form of an oil. ¹³C-NMR: 161.43, 161.15, 154.65, 139.95, 139.4, 137.97, 79.79, 61.15, 50.33, 49.98, 48.97, 48.53, 31.39, 31.04, 30.98, 28.54, 28.49, 19.70, 14.14.

c. 9-(Carboxy-fluoro-methylene)-3-aza-bicyclo[3.3.1]nonane-3-carboxylic acid tert-butyl ester

10 ml of 1M aqueous NaOH are added to a solution of 9-(fluoro-ethoxycarbonylmethylene-3-aza-bicyclo[3.3.1]nonane-3-carboxylic acid tert-butyl ester in 20 ml of THF, the mixture obtained is stirred at 40°, 10 ml of brine are added and the mixture obtained is diluted with EtAc. The diluted mixture obtained is washed with 1M aqueous HCl, the organic layer obtained is dried and solvent is evaporated. 9-(Carboxy-fluoro-methylene)-3-aza-bicyclo[3.3.1]nonane-3-carboxylic acid tert-butyl ester in the form of an oil is obtained. ¹³C-NMR: 165.25, 164.96, 154.81, 142.21, 139.37, 137.42, 80.23, 50.39, 50.03, 49.37, 49.05, 33.21, 33.10, 32.94, 32.81, 31.74, 31.73, 31.37, 31.31, 28.51, 19.64.

d. 9-[1-Fluoro-2-oxo-2-(2,4,5-trichloro-thiophene-3-sulfonylamino)-ethylidene]-3-aza-bicyclo[3.3.1]nonane-3-carboxylic acid tert-butyl ester

69 µl of DIEA are added to a solution of 60 mg of 9-(carboxy-fluoro-methylene)-3-aza-bicyclo[3.3.1]nonane-3-carboxylic acid tert-butyl ester, 71 mg of 2,4,5-trichloro-thiophene-3-sulfonyl amide, 233 µl of PPA and 24 mg of DMAP in 2 ml of DMA, and the mixture obtained

- 39 -

is stirred at 40° overnight. The mixture obtained is diluted with 10 ml of EtAc/c-HEX, and washed with 1M NaHSO₄ solution. The organic layer obtained is dried and solvent is evaporated. The evaporation residue obtained is subjected to chromatography on silica gel and on Sephadex LH20 (MeOH) and relevant fractions obtained from chromatography are subjected to lyophilisation from dioxane. 9-[1-Fluoro-2-oxo-2-(2,4,5-trichloro-thiophene-3-sulfonylamino)-ethylidene]-3-aza-bicyclo[3.3.1]nonane-3-carboxylic acid tert.-butyl ester in the form of a powder is obtained.

Example K

10 **3-[2-(4-Bromo-2,5-dichloro-thiophene-3-sulfonylamino)-1-cyano-2-oxo-ethylidene]-8-aza-bicyclo[3.2.1]octane-8-carboxylic acid tert-butyl ester (compound of Examp~~l~~ 289)**

a. 3-(Cyano-methoxycarbonyl-methylene)-8-aza-bicyclo[3.2.1]octane-8-carboxylic acid tert-butyl ester

A solution of 2 g of 3-oxo-8-aza-bicyclo[3.2.1]octane-8-carboxylic acid tert-butyl ester, 1.2 ml of cyano-acetic acid methyl ester, 130 µl of piperidine and 38 mg of β-alanine in 4 ml of DMF is stirred at 70°C for 48 hours, the mixture obtained is diluted with EtAc, washed with H₂O and brine, the organic layer obtained is dried, solvent is removed in vacuo and the residue obtained is subjected to chromatography on silica gel. 3-(cyano-methoxycarbonyl-methylene)-8-aza-bicyclo[3.2.1]octane-8-carboxylic acid tert-butyl ester is obtained in the form of an oil. ¹³C-NMR: 174.13, 162.27, 153.68, 115.37, 107.45, 80.70, 53.92, 53.08, 28.81.

b. 3-(Carboxy-cyano-methylene)-8-aza-bicyclo[3.2.1]octane-8-carboxylic acid tert-butyl ester
3-(cyano-methoxycarbonyl-methylene)-8-aza-bicyclo[3.2.1]octane-8-carboxylic acid tert-butyl ester is saponified analogously to the method described in example J, c). 3-(Carboxy-cyano-methylene)-8-aza-bicyclo[3.2.1]octane-8-carboxylic acid tert-butyl ester in the form of a foam is obtained. ¹³C-NMR: 165.14, 153.83, 115.12, 107.51, 81.23, 28.82.

c. 3-[2-(4-Bromo-2,5-dichloro-thiophene-3-sulfonylamino)-1-cyano-2-oxo-ethylidene]-8-aza-bicyclo[3.2.1]octane-8-carboxylic acid tert-butyl ester

120 µl of DIEA are added to a solution of 102 mg of 3-(carboxy-cyano-methylene)-8-aza-bicyclo[3.2.1]octane-8-carboxylic acid tert-butyl ester, 162 mg of 4-bromo-2,5-dichloro-thiophene-3-sulfonamide, 583 µl of PPA in DMF (50%) and 43 mg of DMAP in 4 ml of DMA, and the mixture obtained is stirred at RT for 48 hours. From the mixture obtained solvent is removed in vacuo and the residue obtained is subjected to preparative HPLC on an RP-18

column. 3-[2-(4-Bromo-2,5-dichloro-thiophene-3-sulfonylamino)-1-cyano-2-oxo-ethylidene]-8-aza-bicyclo[3.2.1]octane-8-carboxylic acid tert-butyl ester in the form of a foam is obtained.

5 **Example L**

3,3-Dimethyl-butyric acid 4-[2-(4-bromo-2,5-dichloro-thiophene-3-sulfonylamino)-1-fluoro-2-oxo-ethylidene]-adamantan-1-yl ester (compound of Example 290)

a. 3,3-Dimethyl-butyric acid 4-oxo-adamantan-1-yl ester

A solution of 1.03 g of 5-hydroxy-2-adamantanone, 1.83 g of DMAP and 1.9 ml of 3,3-dimethylbutanoyl chloride in 10 ml of CH₂Cl₂ is stirred at 40°C for 48 hours, 6 ml of aqueous 1M KH₂PO₄ solution are added and the mixture obtained is stirred. The layers obtained are separated, from the organic layer obtained solvent is evaporated and the evaporation residue obtained is subjected to chromatography. 3,3-Dimethyl-butyric acid 4-oxo-adamantan-1-yl ester in the form of an oil is obtained. ¹³C-NMR: 215.61, 171.52, 49.10, 47.02, 41.38, 39.93, 38.17, 30.74, 29.79, 29.62.

b. 3,3-Dimethyl-butyric acid 4-(fluoro-ethoxycarbonyl-methylene)-adamantan-1-yl ester

1.48 ml of (diethoxy-phosphoryl)-fluoro-acetic acid ethyl ester are added dropwise to a suspension of 317 mg of NaH (55% in mineral oil) in 30 ml of THF at 0°. The mixture obtained is stirred, 1.37 g of 3,3-dimethyl-butyric acid 4-oxo-adamantan-1-yl ester in 10 ml of THF are added slowly and the mixture obtained is stirred at RT overnight. The mixture obtained is diluted with EtAc and the diluted mixture obtained is washed with 1M aqueous NaH₂PO₄ and saturated aqueous NaHCO₃ solution. The organic layer obtained is dried, solvent is evaporated and the evaporation residue obtained is subjected to chromatography on silica gel. 3,3-Dimethyl-butyric acid 4-(fluoro-ethoxycarbonyl-methylene)-adamantan-1-yl ester is obtained in the form of an oil.

¹³C-NMR: 171.54, 161.64, 140.78, 140.66, 139.92, 137.45, 78.28, 61.06, 49.23, 41.82, 41.80, 41.46, 40.27, 37.78, 37.54, 32.41, 32.39, 32.19, 30.72, 30.20, 29.63, 14.21.

c. 3,3-Dimethyl-butyric acid 4-(carboxy-fluoro-methylene)-adamantan-1-yl ester

3,3-dimethyl-butyric acid 4-(fluoro-ethoxycarbonyl-methylene)-adamantan-1-yl ester is saponified analogously to the method as described in example J c.. 3,3-Dimethyl-butyric acid 4-(carboxy-fluoro-methylene)-adamantan-1-yl ester in the form of a foam is obtained. ¹³C-NMR: 172.09, 166.50, 166.13, 144.79, 144.67, 139.55, 137.13, 78.52, 49.62, 42.22, 42.20, 41.83, 40.55, 38.31, 37.96, 33.12, 33.10, 32.95, 32.87, 31.94, 31.15, 30.52, 30.10, 30.04.

- 41 -

d. 3,3-Dimethyl-butyrlic acid 4-[2-(4-bromo-2,5-dichloro-thiophene-3-sulfonylamino)-1-fluoro-2-oxo-ethylidene]-adamantan-1-yl ester

Coupling of 3,3-dimethyl-butyrlic acid 4-(carboxy-fluoro-methylene)-adamantan-1-yl ester with 4-bromo-2,5-dichloro-thiophene-3-sulfonamide and isolation is performed analogously to the method as described in Example K c.. 3,3-Dimethyl-butyrlic acid 4-[2-(4-bromo-2,5-dichloro-thiophene-3-sulfonylamino)-1-fluoro-2-oxo-ethylidene]-adamantan-1-yl ester is obtained.

Example M

10 **[4-cis/trans-(3,5-Bis-(trifluoromethyl)-benzenesulfonaminocarbonylmethyl)-cyclohexyl]-carbamic acid tert.-butyl ester (compound of Example 331)**

a. 3,5-Bis-(trifluoromethyl)benzene-sulfonamide

15 An aqueous solution of NH₃ (32%) is added at room temperature to a solution of 3,5-bis-(trifluoromethyl)benzene-sulfonylchloride in EtAc. The mixture obtained is stirred and two phases obtained are separated, the organic layer obtained is washed with 1 N HCl and H₂O, and dried. Solvent of the organic solution obtained is evaporated. 3,5-Bis-trifluoromethyl-benzene sulfonamide is obtained.

b. [4-cis/trans-(3,5-Bis-(trifluoromethyl)-benzenesulfonylamino-carbonylmethyl)-cyclohexyl]-carbamic acid tert.-butyl ester

20 60 mg of DMAP, 130 mg of DIEA and 192 mg of EDC are added to a solution of 293 mg of 3,5-bis-trifluoromethyl-benzene-sulfonamide and 257 mg of cis/trans-1-(tert.butyl-oxycarbonylamino)cyclohexane-4-acetic acid in 10 ml of DMF, and the mixture obtained is stirred for 16 h at ca. 30°. Solvent from the mixture obtained is evaporated and the evaporation residue obtained is dissolved in EtAc. The solution obtained is washed with 1 N
25 HCl, saturated NaHCO₃ solution and brine, and dried. From the organic phase obtained solvent is evaporated and the evaporation residue obtained is subjected to chromatography. [4-cis/trans-(3,5-bis-(trifluoromethyl)-benzenesulfonylamino-carbonylethyl)-cyclohexyl]-carbamic acid tert.-butyl ester in the form of an isomeric mixture is obtained.

30 **Example N**

1-[2-(3,5-Bis-trifluoromethyl-benzenesulfonylamino)-2-oxo-(4-chloro-phenyl)-ethyl]-piperidine-4-carboxylic acid cyclohexylamide (compound of Example 371)

- 42 -

140 mg of triethylamine and 0.32 ml of 50% propylphosphonic acid anhydride (solution in DMF) are added to a solution of 150 mg of (4-chlorophenyl)-(4-cyclohexylcarbamoyl-piperidin-1-yl)-acetic acid, 174 mg of 3,5-bis(trifluoromethyl)-benzenesulfonamide and 24 mg of DMAP in 6 ml of anhydrous DMF at 10°. The mixture obtained is stirred for ca. 60 hours at RT, solvent is evaporated off and the evaporation residue obtained is treated with EtAc and H₂O. Two phases obtained are separated and the organic layer obtained is washed, dried and solvent is evaporated. The evaporation residue obtained is subjected to chromatography on silica gel. 1-[2-(3,5-Bis-trifluoromethyl-benzenesulfonylamino)-2-oxo-(4-chloro-phenyl)-ethyl]-piperidine-4-carboxylic acid cyclohexylamide is obtained.

10

Example O**1-[2-Benzenesulfonylamino-1-(3, 5- bistrifluoromethyl-phenyl)-2-oxo-ethyl]-piperidine-4-carboxylic acid cyclohexylamide (compound of Example 365)**

A solution of 500 mg of bromo-(4-chlorophenyl)-acetic acid methyl ester in 1.3 ml of CH₃CN is added to a solution of 288 mg piperidine-4-carboxylic acid cyclohexylamide and 0.239 ml DIEA in 4 ml of CH₃CN at RT, the mixture obtained is stirred for ca. 24 hours at RT, solvent is evaporated and the evaporation residue obtained is treated with EtAc and H₂O. The organic phase obtained is washed, dried and solvent is evaporated.

1-[2-Benzenesulfonylamino-1-(3,5-bistrifluoromethyl-phenyl)-2-oxo-ethyl]-piperidine-4-carboxylic acid cyclohexylamide is obtained.

20

Example P (compound of Example 375)**4-(1-Carboxy-cyclopentyl)-piperidine-1-carboxylic acid tert-butyl ester****a. 1-Pyridin-4-yl-cyclopentanecarboxylic acid ethyl ester**

25 ml of a n-buthyllithium solution in HEX (1.6M) is slowly added to a solution of 2.17 ml of pyridin-4-yl-acetic acid ethyl ester in 200 ml of THF, the mixture obtained is stirred at RT for 30 minutes, is cooled to -78 °C and treated with 2.8 ml of 1,4-dibromobutane in 20 ml of THF. The mixture obtained is allowed to warm up to RT overnight, is treated with EtAc, the organic layer obtained is washed with water, saturated NaHCO₃ solution and brine, dried and solvent is evaporated. The evaporation residue obtained is subjected to chromatography.

30

1-Pyridin-4-yl-cyclopentanecarboxylic acid ethyl ester is obtained. ¹³C-NMR: 175.05, 152.68, 150.15, 122.44, 61.63, 59.18, 36.19, 24.06, 14.33.

- b. 1-Piperidin-4-yl-cyclopentanecarboxylic acid ethyl ester in the form of a hydrochloride**
1.75 g of 1-pyridin-4-yl-cyclopentanecarboxylic acid ethyl ester are dissolved in a mixture of 100 ml of MeOH and aqueous HCl (32%) and the mixture obtained is hydrogenated in the presence of 175 mg of PtO₂ as a catalyst under pressure for 5 hours. From the mixture
5 obtained the catalyst is removed by filtration and solvent is evaporated. 1-Piperidin-4-yl-cyclopentanecarboxylic acid ethyl ester in the form of a hydrochloride salt is obtained. ¹³C-NMR (CD₃OD): 176.73, 61.33, 57.71, 45.08, 45.00, 42.14, 33.80, 25.49, 25.43, 25.36, 14.58.
- c. 4-(1-Ethoxycarbonyl-cyclopentyl)-piperidine-1-carboxylic acid tert-butyl ester**
10 2.0 g of 1-piperidin-4-yl-cyclopentanecarboxylic acid ethyl ester in the form of a hydrochloride is converted into 4-(1-ethoxycarbonyl-cyclopentyl)-piperidine-1-carboxylic acid tert-butyl ester analogously to the procedure as described in Example F, c.
4-(1-Ethoxycarbonyl-cyclopentyl)-piperidine-1-carboxylic acid tert-butyl ester is obtained.
¹³C-NMR: 177.22, 155.16, 79.67, 60.75, 58.22, 44.77, 44.46, 33.73, 28.83, 28.67, 25.34,
15 14.66.
- d. 4-(1-Carboxy-cyclopentyl)-piperidine-1-carboxylic acid tert-butyl ester**
A solution of 1.2 g of 4-(1-ethoxycarbonyl-cyclopentyl)-piperidine-1-carboxylic acid tert-butyl ester in a mixture of 100 ml of EtOH and 50 ml of an 1M aqueous NaOH is stirred at 70 ° for
14 days, EtAc is added and two phases obtained are separated. The aqueous layer
20 obtained is acidified with hydrochloric acid (pH 2-3) and extracted with EtAc. The organic layer obtained is washed with brine, dried and solvent is evaporated. 4-(1-Carboxy-cyclopentyl)-piperidine-1-carboxylic acid tert-butyl ester is obtained.

Example Q

- 25 **4-[(3,5-bis-trifluoromethyl-benzoylsulfamoyl)-methyl]-piperidine-1-carboxylic acid tert-butyl ester (compound of Example 378)**
a. 4-[(benzhydryl-sulfamoyl)-methyl]-4-hydroxy-piperidine-1-carboxylic acid tert-butyl ester
28 ml of n-butyllithium (1.6 N solution in HEX) are added at -70° to a solution of 5.22 g of N-(diphenylmethyl)-methanesulfonamide in 120 ml of THF. The mixture is warmed to 0°,
30 cooled to -30° and treated with 4 g of BOC-piperidin-4-one in 15 ml of THF. The mixture obtained is stirred at RT overnight, solvent is evaporated, the evaporation residue obtained is treated with EtAc, washed with 1 N HCl, saturated, aqueous NaHCO₃ solution and brine, the organic layer obtained is dried and solvent is evaporated. The evaporation residue

- 44 -

obtained is subjected to chromatography on silica gel. 4-[(Benzhydryl-sulfamoyl)-methyl]-4-hydroxy-piperidine-1-carboxylic acid tert.-butyl ester in the form of a powder is obtained. m.p. 121 - 123°.

b. 4-Hydroxy-4-sulfamoylmethyl-piperidine-1-carboxylic acid tert.-butyl ester

5 5.19 g of 4-[(benzhydryl-sulfamoyl)-methyl]-4-hydroxy-piperidine-1-carboxylic acid tert.-butyl ester in 150 ml of MeOH are treated with 100 µl of triethylamine and the mixture obtained is hydrogenated overnight at RT with 10 % Pd/C as a catalyst. From the mixture obtained the catalyst is filtrated off, solvent is evaporated and the evaporation residue is subjected to chromatography on silica gel. 4-Hydroxy-4-sulfamoylmethyl-piperidine-1-carboxylic acid
10 tert.-butyl ester are obtained. m.p. 176 - 180°.

c. 4-[(3,5-bis-trifluoromethyl-benzoylsulfamoyl)-methyl]-4-hydroxy-piperidine-1-carboxylic acid tert.-butyl ester

15 1510 mg of 3,5-bis-(trifluoromethyl)-benzoic acid, 477 mg of DMAP, 1010 mg of DIEA and 1500 mg of EDC are added to a solution of 1150 mg of 4-hydroxy-4-sulfamoylmethyl-piperidine-1-carboxylic acid tert.-butyl ester. The mixture obtained is stirred for 16 hours, solvent is evaporated and the evaporation residue is treated with EtAc, washed with 1 N HCl, saturated, aqueous NaHCO₃ solution and brine, the organic layer obtained is dried and subjected to chromatography on silica gel. 4-[(3,5-bis-trifluoromethyl-benzoylsulfamoyl)-methyl]-4-hydroxy-piperidine-1-carboxylic acid tert.-butyl ester are obtained. m.p. 154 - 159°.

20 d. 4-[(3,5-bis-trifluoromethyl-benzoylsulfamoyl)-methylene]-piperidine-1-carboxylic acid tert.-butyl ester

25 1510 mg of Martin Sulfurane dehydrating agent are added to 300 mg of 4-[(3,5-bis-trifluoromethyl-benzoylsulfamoyl)-methyl]-4-hydroxy-piperidine-1-carboxylic acid tert.-butyl ester in 5 ml of CH₂Cl₂. The mixture obtained is stirred in a microwave oven at 100° for 15 minutes, from the mixture obtained solvent is evaporated and the evaporation residue is subjected to chromatogry on silica gel.

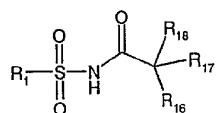
4-[(3,5-bis-trifluoromethyl-benzoylsulfamoyl)-methylene]-piperidine-1-carboxylic acid tert.-butyl ester is obtained. m.p. 132 - 136°.

30 e. 4-[(3,5-bis-trifluoromethyl-benzoylsulfamoyl)-methyl]-piperidine-1-carboxylic acid tert-butyl ester

A solution of 880 mg of 4-[(3,5-bis-trifluoromethyl-benzoylsulfamoyl)-methylene]-piperidine-1-carboxylic acid tert.-butyl ester in 100 ml of MeOH is hydrogenated (10 % Pd/C as a catalyst). From the mixture obtained the catalyst is filtrated off and solvent is evaporated.

4-[(3,5-Bis-trifluoromethyl-benzoylsulfamoyl)-methyl]-piperidine-1-carboxylic acid tert-butyl ester is obtained.

Analogously to methods as described in the PROCEDURES (Examples A to Q), but using appropriate starting materials, compounds of formula



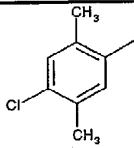
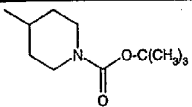
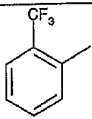
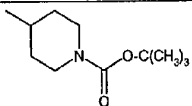
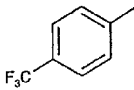
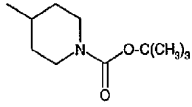
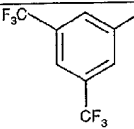
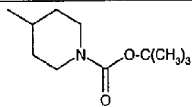
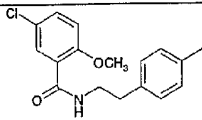
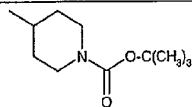
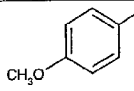
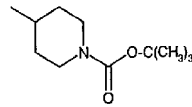
wherein R₁₈ is hydrogen and R₁ and R₁₆ + R₁₇ are as defined in

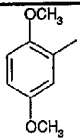
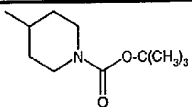
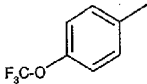
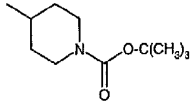
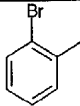
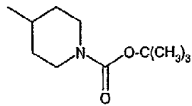
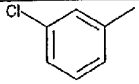
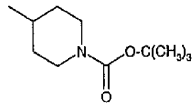
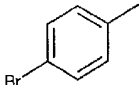
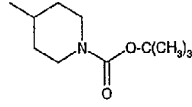
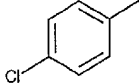
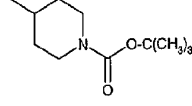
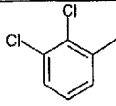
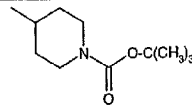
TABLE 1 (compounds of formula I, wherein m is 0, n is 0, and R₁ is a group of formula VII) are obtained, if not otherwise indicated in TABLE 1. If not otherwise indicated, in TABLE 1 ¹³C-NMR and ¹H-NMR data are determined in CDCl₃.

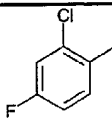
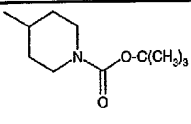
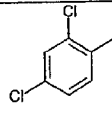
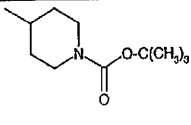
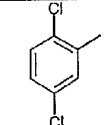
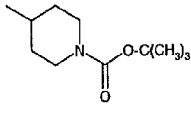
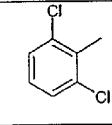
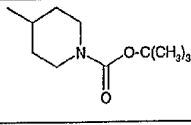
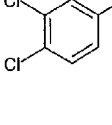
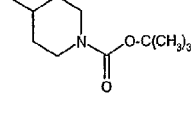
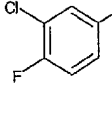
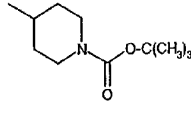
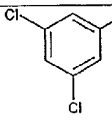
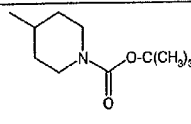
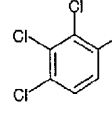
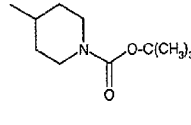
10

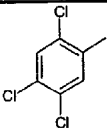
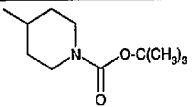
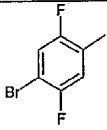
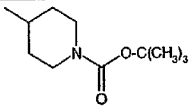
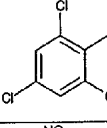
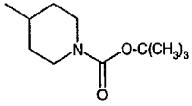
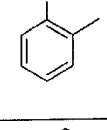
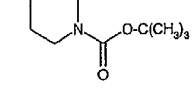
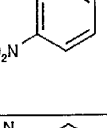
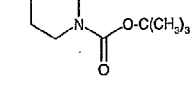
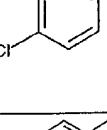
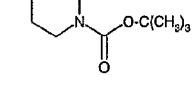
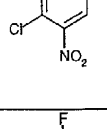
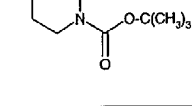
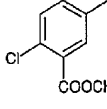
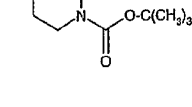
TABLE 1

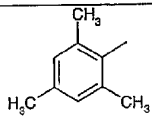
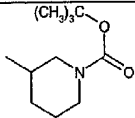
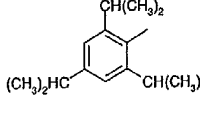
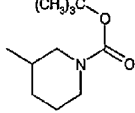
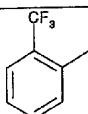
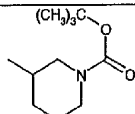
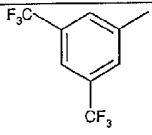
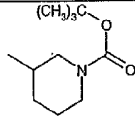
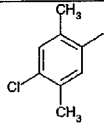
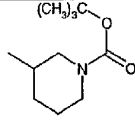
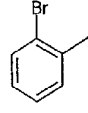
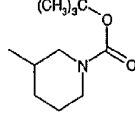
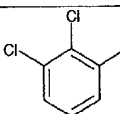
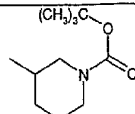
EX	R ₁	R ₁₆ + R ₁₇	m.p. / ¹ H-NMR / ¹³ C-NMR
1			(DMSO-d ₆): δ = 1.40 (s, 9H); 1.41-1.82 (m, 4H); 2.42 (m, 1H), 2.78 (t, 2H); 4.08 (d, 2H)
2			1.20-1.36 (m, 2H); 1.30 (s, 9H); 1.64 (d, 2H); 2.35 (m, 1H); 2.60-2.80 (m, 2H); 3.82 (d, 2H); 7.58 + 7.78 (2m, 4H)
3			1.41 (s, 9H); 1.43-1.80 (m, 2H); 2.35 (s, 3H); 2.34-2.42 (m, 1H); 2.72 (s, 6H); 2.60-2.80 (m, 2H); 3.98-4.14 (m, 2H); 6.98 (s, 2H); 8.98 (s, 1H)
4			1.24; 1.26; 1.28; 1.29; 1.32 (5s, 18H); 1.43 (s, 9H); 1.45-1.78 (m, 5H); 1.70 (t, 2H); 2.91 (sep, 1H); 4.03-4.25 (m + sep, 4H); 7.24 (s, 2H); 8.44 (s, 1H)

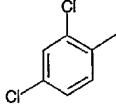
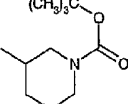
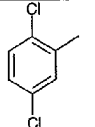
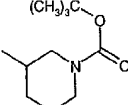
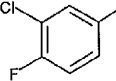
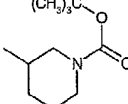
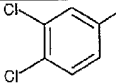
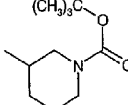
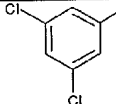
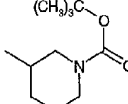
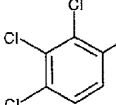
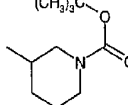
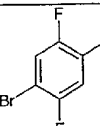
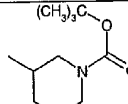
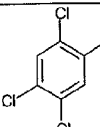
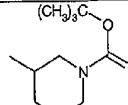
EX	R ₁	R ₁₆ + R ₁₇	m.p. / ¹ H-NMR / ¹³ C-NMR
5			1.40 (s, 9H); 1.40-1.60 (m, 2H); 1.72 (m, 2H); 2.38 (m, 1H); 2.40 (s, 3H); 2.56 (s, 3H); 2.72 (t, 2 H); 4.04 (d, 2H); 7.22 (s, 1H); 7.98 (s, 1H)
6			1.41 (s, 9H); 1.41-1.82 (m, 4H); 2.38 (m, 1H); 2.75 (t, 2H); 4.08 (d, 2H); 7.58-7.81 (m, 2H); 7.85 (m, 1H); 8.50 (m, 1H)
7			1.42 (s, 9H); 1.45-1.90 (m, 4H); 2.35 (m, 1H); 2.78 (t, 2H); 4.05 (d, 2H); 8.30 (broad, 4H)
8			1.41 (s, 9H); 1.45-1.68 (m, 2H); 1.80 (m, 2H); 2.30-2.40 (m, 1H); 2.80 (t, 2H); 4.10 (d, 2H); 8.15 (s, 1H); 8.40 (s, 1H); 8.54 (s, 2H); 1.40 (s, 9H); 1.40-1.60 (m, 2H); 1.72 (m, 2H); 2.30 (m, 2H); 3.88 (s, 3H); 4.04 (d, 2H)
9			1.12-1.36 (m, 2H); 1.40 (s, 9H); 1.63 (d, 2H); 2.36-2.42 (m, 1H); 2.60-2.80 (m, 2H); 2.96 (t, 2H); 3.55 (q, 2H); 3.80 (s, 3H); 3.84 (d, 2H); 7.18 (d, 1H); 7.46-7.52 (m, 3H); 7.61 (d, 1H); 7.81 (d, 1H); 8.24 (d, 1H)
10			1.40 (s, 9H); 1.40-1.60 (m, 2H); 1.72 (m, 2H); 2.30 (m, 2H); 3.88 (s, 3H); 4.04 (d, 2H); 6.95 (d, 2H); 7.90 (2, 2H)

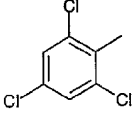
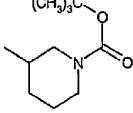
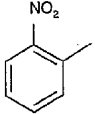
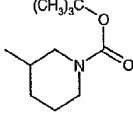
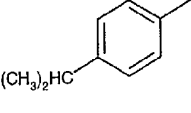
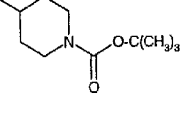
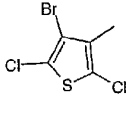
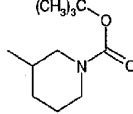
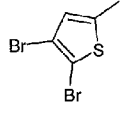
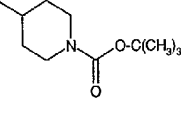
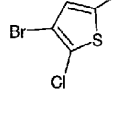
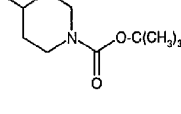
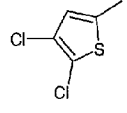
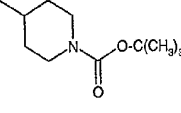
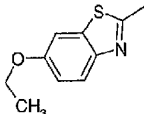
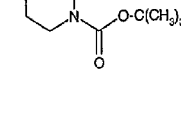
EX	R ₁	R ₁₆ + R ₁₇	m.p. / ¹ H-NMR / ¹³ C-NMR
11			1.40 (s, 9H); 1.40-1.60 (m, 2H); 1.72 (m, 2H); 2.38 (m, 1H); 2.72 (t, 2 H); 3.85 (s, 3H); 4.00 (s, 3H); 4.04 (d, 2H); 6.98 (d, 1H); 7.18 (dd, 1H); 7.60 (d, 1H)
12			1.41 (s, 9H); 1.56-1.90 (m, 4H); 2.30 (m, 1H); 2.72 (t, 2H); 4.04 (d, 2H); 7.34 (d, 2H); 8.10 (d, 2H); 8.22 (s, 1H)
13			1.41 (s, 9H); 1.50-1.90 (m, 4H); 2.40 (m, 1H); 2.78 (t, 2H); 4.04 (d, 2H); 7.41-7.59 (m, 2H); 7.74 (d, 1H); 8.28 (d, 1H); 8.60 (s, 1H)
14			1.18-1.38 (m, 2H); 1.40 (s, 9H); 1.70 (d, 2H); 2.38-2.45 (m, 1H); 2.60-2.80 (m, 2H); 3.82 (d, 2H); 7.62 + 7.90 (2m, 4H)
15			1.20-1.38 (m, 2H); 1.40 (s, 9H); 1.65 (d, 2H); 2.40 (m, 1H); 2.60-2.80 (m, 2H); 3.84 (d, 2H); 7.80 + 7.83 (2m, 4H)
16			1.20-1.35 (m, 2H); 1.40 (s, 9H); 1.63 (d, 2H); 2.41 (m, 1H); 2.73 (t, 2H); 3.90 (d, 2H); 7.70 + 7.90 (2m, 4H)
17			1.40 (s, 9H); 1.40-1.60 (m, 2H); 1.72 (m, 2H); 2.38 (m, 1H); 2.72 (t, 2 H); 4.04 (d, 2H); 7.38 (t, 1H); 7.62 (d, 1H); 8.13 (d, 1H)

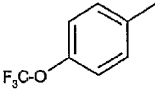
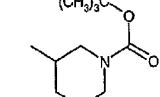
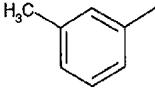
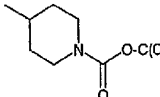
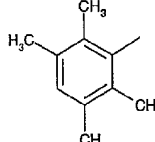
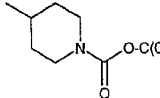
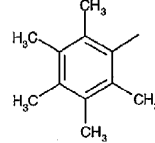
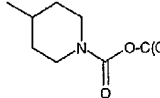
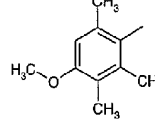
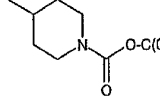
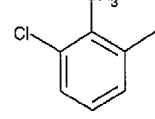
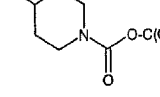
EX	R ₁	R ₁₆ + R ₁₇	m.p. / ¹ H-NMR / ¹³ C-NMR
18			1.41 (s, 9H); 1.38-1.90 (m, 4H); 2.39 (m, 1H); 2.78 (t, 2H); 4.06 (d, 2H); 7.13-7.30 (m, 2H); 8.26 (m, 1H)
19			1.41 (s, 9H); 1.40-1.93 (m, 4H); 2.40 (m, 1H); 2.80 (t, 2H); 4.08 (d, 2H); 7.50 (dd, 1H); 7.54 (d, 1H); 8.18 (d, 1H); 8.58 (s, 1H)
20			1.40 (s, 9H); 1.40-1.60 (m, 2H); 1.72 (m, 2H); 2.38 (m, 1H); 2.72 (t, 2H); 4.04 (d, 2H); 7.38-7.50 (m, 2H); 8.18 (m, 1H)
21			1.41 (s, 9H); 1.41-1.85 (m, 4H); 2.40 (m, 1H); 2.78 (t, 2H); 4.08 (d, 2H); 7.36-7.54 (m, 3H)
22			1.43 (s, 9H); 1.44-1.95 (m, 4H); 2.31 (m, 1H); 3.76 (t, 2H); 4.08 (d, 2H); 7.62 (d, 1H); 7.90 (d, 1H); 8.18 (d, 1H)
23			1.41 (s, 9H); 1.41-1.88 (m, 4H); 2.30 (m, 1H); 2.74 (t, 2H); 4.06 (d, 2H); 7.22 (m, 1H); 7.98 (m, 1H); 8.04 (m, 1H); 8.30 (s, 1H)
24			1.42 (s, 9H); 1.35-1.90 (m, 4H); 2.38 (m, 1H); 2.76 (t, 2H); 4.02 (m, 2H); 7.56 (s, 1H); 7.81 (s, 2H)
25			1.41 (s, 9H); 1.40-1.91 (m, 4H); 2.38 (m, 1H); 2.78 (t, 2H); 4.08 (d, 2H); 7.01 (d, 1H); 8.14 (d, 1H); 8.42 (s, 1H)

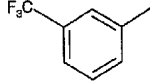
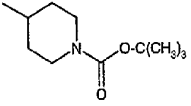
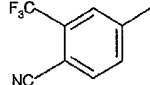
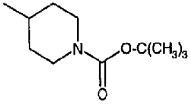
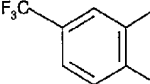
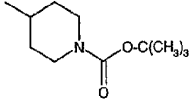
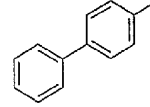
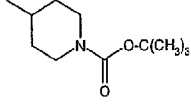
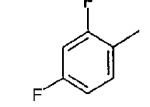
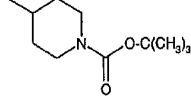
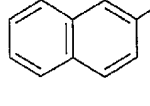
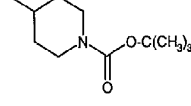
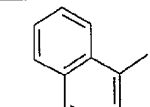
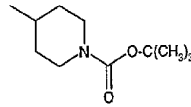
EX	R ₁	R ₁₆ + R ₁₇	m.p. / ¹ H-NMR / ¹³ C-NMR
26			1.41 (s, 9H); 1.38-1.88 (m, 4H); 2.40 (m, 1H); 2.78 (t, 2H); 4.10 (d, 2H); 7.61 (s, 1H); 8.32 (s, 1H); 8.42 (s, 1H)
27			0.90 (m, 1H); 1.20-1.90 (m, 3H); 1.43 (s, 9H); 2.40 (m, 1H); 2.80 (t, 2H); 4.10 (d, 2H); 7.43 (dd, 1H); 7.83 (dd, 1H); 8.48 (s, 1H)
28			1.40 (s, 9H); 1.40-1.90 (m, 4H); 2.40 (m, 1H); 2.78 (t, 2H); 4.08 (d, 2H); 7.50 (s, 2H); 8.84 (s, 1H)
29			1.40 (s, 9H); 1.40-1.60 (m, 4H); 1.72 (m, 2H); 2.40 (m, 1H); 2.80 (t, 2H); 4.04 (d, 2H); 7.78-7.82 (m, 3H); 8.42 (m, 1H)
30			1.42 (s, 9H); 1.42-1.86 (m, 4H); 2.35 (m, 1H); 2.74 (t, 2H); 4.04 (d, 2H); 8.22 and 8.38 (AB, 4H); 8.42 (s, 1H)
31			1.42 (s, 9H); 1.40-1.96 (m, 6H); 1.38 (m, 1H); 1.79 (t, 2H); 4.10 (d, 2H); 7.75 (d, 1H); 8.23 (dd, 1H); 8.50 (d, 1H); 8.62 (s, 1H)
32			1.40 (s, 9H); 1.42-1.90 (m, 4H); 2.38 (m, 1H); 2.78 (t, 2H); 4.10 (d, 2H); 7.72 (d, 1H); 8.21 (dd, 1H); 8.41 (s, 1H); 8.50 (d, 1H)
33			8.22 (d, J=7.6Hz, 1H), 7.61 (d, J=13.9 Hz, 1H), 3.87 (s, 3H), 3.73-3.82 (m, 2H), 2.65-2.77 (br.s, 1H), 2.07-2.16 (br.s, 1H), 1.56-

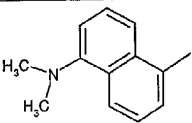
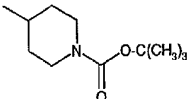
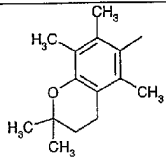
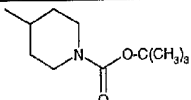
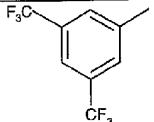
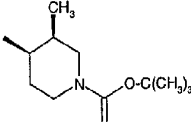
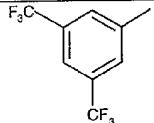
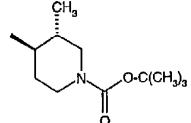
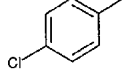
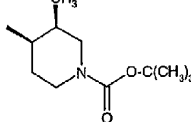
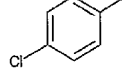
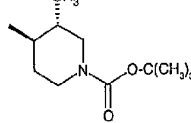
EX	R ₁	R ₁₆ + R ₁₇	m.p. / ¹ H-NMR / ¹³ C-NMR
			1.63(m,2H), 1.36(s,9H), 1.17-1.29 (m, 2H)
34			1.44 (s, 9H); 1.65-1.99 (m, 4H); 2.30 (s, 3H); 2.40 (m, 1H); 2.70 (s, 6H); 3.02-3.30 (2m, 2H); 3.54-3.82 (2m, 2H); 7.24 (s, 2H)
35			1.18-1.35(m, 18H); 1.48 (s, 9H); 1.44-1.94(m, 4H); 2.40 (m, 1H); 2.90 (sep, 1H); 3.08-3.19 (2m, 2H); 3.51-3.63 (2m, 2H); 4.20 (sep, 2H); 7.07(s,1H); 7.18(s,2H)
36			1.43 and 1.48 (2s, 9H); 7.78 (m, 2H); 7.80 (m, 1H); 8.50 (m, 1H) (mixture of rotamers)
37			1.35-1.60 (m, 11H); 1.70-2.20 (m, 2H); 2.50 (m, 1H); 3.20-3.40 (m, 4H); 8.10 (s, 1H); 8.55 (s, 2H)
38			1.40-1.55 (m, 11H); 1.80 (m, 2H); 2.40 (s, 3H); 2.42 (m, 1H); 2.60 (s, 3H); 3.10-3.80 (m, 4H); 7.22 (s, 1H); 8.00 (s, 1H)
39			1.42 and 1.50(2s, 9H), 7.40-7.50 (m, 2H); 7.63 (dd, 1H); 8.28 (dd, 1H) (mixture of rotamers)
40			1.50(m,11H); 2.50(m, 1H); 3.20-3.60(m, 3H); 3.70(m,1H); 7.40 (t, 1H); 7.50 (d, 1H); 8.20 (d, 1H)

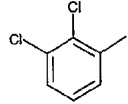
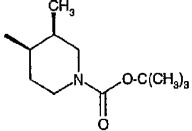
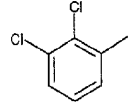
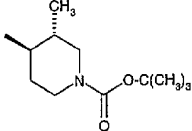
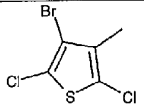
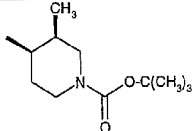
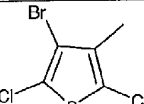
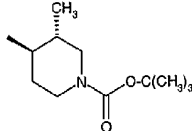
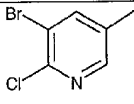
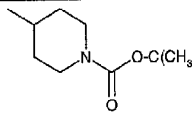
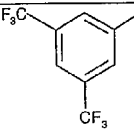
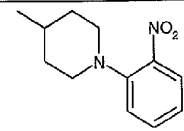
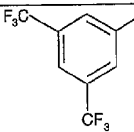
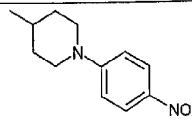
EX	R ₁	R ₁₆ + R ₁₇	m.p. / ¹ H-NMR / ¹³ C-NMR
41			1.50 (s, 9H); 1.78-2.00 (m, 4H); 2.46 (m, 1H); 3.18-3.58 (m, 3H); 3.62-3.78 (m, 1H); 7.43 (dd, 1H); 7.54 (d, 1H); 8.19 (d, 1H)
42			1.43 (s, 9H); 1.50 (m, 2H); 1.90 (m, 2H); 2.50 (m, 1H); 3.20- 3.80 (m, 4H); 7.40-7.58 (m, 2H); 8.22 (d, 1H)
43			1.48 (s, 9H); 1.70-2.10 (m, 4H); 2.42 (m, 1H); 3.40 (m, 2H); 3.58 (m, 2H); 7.20-7.29 (m, 1H); 7.98 (ddd, 1H); 8.10 (dd, 1H)
44			1.52 (s, 9H); 1.60-2.15 (m, 4H); 2.51 (m, 1H); 3.30-3.72 (m, 4H); 7.60 (d, 1H); 7.86 (dd, 1H); 8.10 (d, 1H)
45			1.51 (s, 9H); 1.62-2.16 (m, 4H); 2.50 (m, 1H); 3.35-3.66 (m, 4H); 7.58 (t, 1H); 7.94 (d, 2H)
46			1.50 (s, 9H); 1.79-1.99 (m, 4H); 2.51 (m, 1H); 3.27-3.72 (m, 4H); 7.58 (d, 1H); 8.10 (d, 1H)
47			1.50 (s, 9H); 1.75-2.02 (m, 4H); 2.53 (m, 1H); 3.22-3.80 (m, 4H); 7.48 (dd, 1H); 7.82 (dd, 1H)
48			1.50 (s, 9H); 1.70-2.02 (m, 4H); 2.50 (m, 1H); 3.22-3.38 (m, 1H); 3.40-3.58 (m, 2H); 3.68 (m, 1H); 7.60 (s, 1H); 8.34 (s, 1H)

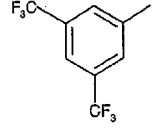
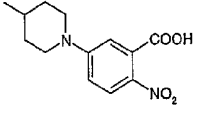
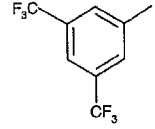
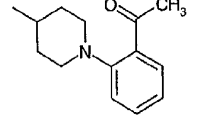
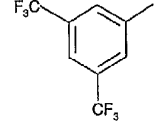
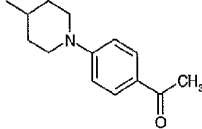
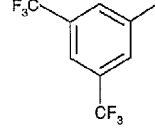
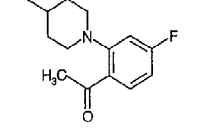
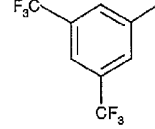
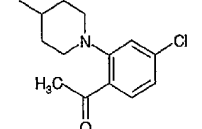
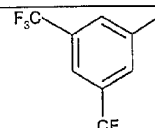
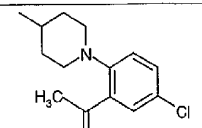
EX	R ₁	R ₁₆ + R ₁₇	m.p. / ¹ H-NMR / ¹³ C-NMR
49			1.43 (s, 9H); 1.40-1.98 (m, 4H); 2.50 (m, 1H); 3.23-3.40 (2m, 2H); 3.54 and 3.74 (2m, 2H); 7.52 (s, 2H)
50			1.40-2.00 (m, 13H), 2.50 (m, 1H); 2.98-3.20 (m, 2H); 3.70 (m, 2H); 3.98 (d, 2H); 7.80 (m, 3H); 8.40 (m, 1H)
51			1.24(d,6H);1.42(s,9H);1.44-1.90 (m,4H);2.35 (m,1H);2.78 (t, 2H); 3.00(sept,1H);4.05 (d, 1H); 7.38 (d,2H); 7.90 (d, 2H); 8.28 (s,1H)
52			1.50 (s, 9H); 1.80-2.04 (m, 4H); 2.52 (m, 1H); 3.21-3.78 (m, 4H)
53			1.45 (s, 9H), 1.60 (dq, 2H), 1.78 (broad d, 2H), 2.32 (tt, 1H), 4.06 (broad d, 2H), 7.63 (s, 1H)
54			1.45 (s, 9H), 1.59 (dq, 2H), 1.76 (dq, 2H), 2.34 (tt, 1H), 2.77 (broad t, 2 H), 4.05 (broad d, 2H), 7.60 (s,1H)
55			1.45 (s, 9H), 1.59 (dq, 2H), 1.77 (dq, 2H), 2.38-2.43(m, 3H), 2.76 (broad t, 2 H), 4.06 (d, 2H), 7.63 (s,1H)
56			1.20-1.38 (m,2H); 1.40-1.42 (m, 12H); 1.75 (d, 2H); 2.40-2.55 (m, 1H); 2.62-2.82 (m, 2H); 3.84 (d, 2H); 4.18(q, 2H);7.23(dd, 1H); 7.81 (d, 1H); 8.08 (d, 1H)

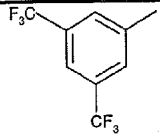
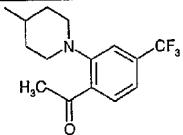
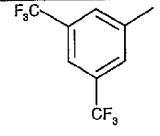
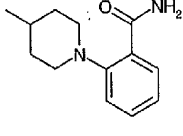
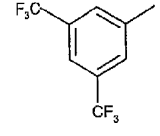
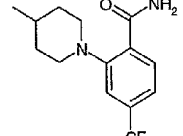
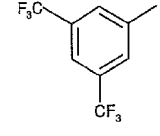
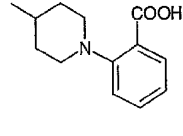
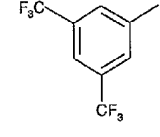
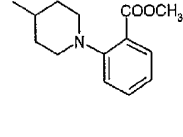
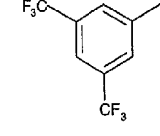
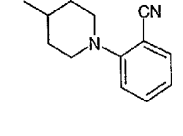
EX	R ₁	R ₁₆ + R ₁₇	m.p. / ¹ H-NMR / ¹³ C-NMR
57			1.43 (s, 9H); 1.43-2.10 (m, 4H); 2.42 (m, 1H); 3.26-3.59 (m, 4H); 7.30 (d, 2H); 8.08 (d, 2H)
58			1.44 (s, 9H); 1.52-1.61 (m, 2H); 1.76 (m, 2H); 2.31 (m, 1H); 2.46 (s, 3H); 2.73 (m, 2H); 4.05 (broad, 2H); 7.41-7.49 (m, 2H); 7.82-7.88 (m, 2H); 8.30 (bs, 1H)
59			(DMSO-d ₆): 1.32 (m, 2H); 1.43 (s, 9H); 1.76 (m, 2H); 2.32 (s, 6H); 2.52 (m, 1H); 2.70-2.82 (broad, 2H); 3.40 (s, 6H); 3.95 (d, 2H); 7.35 (s, 1H)
60			(DMSO-d ₆): 1.22 (m, 2H); 1.38 (s, 9H); 1.66 d, 2H); 2.18 (s, 6H); 2.22 (s, 3H); 2.42 (m, 1H); 2.54 (s, 6H); 2.59-2.76 (m, 2H); 3.87 (d, 2H); 12.08 (bs, 1H)
61			(DMSO-d ₆): 1.02 (m, 2H); 1.16 (s, 9H); 1.44 (m, 2H); 1.87 (s, 3H); 2.12-2.25 (m, 1H); 2.43 (s, 3H); 2.48 (broad, 2H); 3.61 (s, 3H); 3.65 (d, 2H); 6.60 (s, 1H); 11.83 (bs, 1H)
62			1.44(s,9H);1.53(m,2H); 1.74 (m, 2H);2.35(m,1H);2.66(s,3H);2.75 (m, 2H); 4.03(d,2H); 7.32 (dt, 1H); 7.62 (dd,1H); 8.11 (dd, 1H)

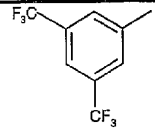
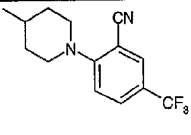
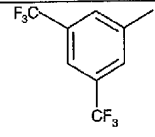
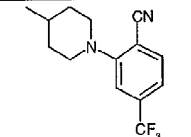
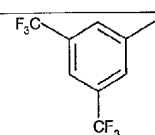
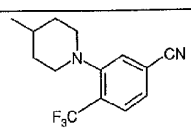
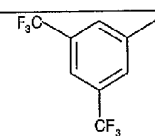
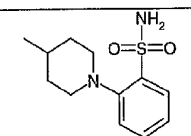
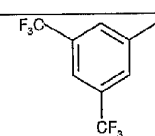
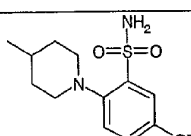
EX	R ₁	R ₁₆ + R ₁₇	m.p. / ¹ H-NMR / ¹³ C-NMR
63			1.43 (s, 9H); 1.53 (m, 2H); 1.72 (m, 2H); 2.31 (m, 1H); 2.73 (m, 2H); 4.01 (m, 2H); 7.70 (t, 1H); 7.99 (d, 1H); 8.26-8.30 (m, 2H)
64			DMSO-d ₆ : 1.10 (m, 2H); 1.23 (s, 9H); 1.48 (m, 2H); 1.97 (m, 1H); 2.50-2.64 (broad, 2H); 3.60 (d, 2H); 8.02 (dd, 1H); 8.05 (d, 1H); 8.10 (d, 1H)
65			CDCl ₃ + 5 % CD ₃ OD: 1.44 (s, 9H); 1.53 (m, 2H); 1.78 (d, 2H); 2.41 (m, 1H); 2.78 (m, 2H); 4.03 (m, 2H); 7.67 (d, 1H); 7.81 (dd, 1H); 8.51 (d, 1H)
66			(DMSO-d ₆): 1.03 (m, 2H); 1.45 (m, 2H); 2.18 (m, 1H); 2.41-2.52 (m, 2H); 3.63 (d, 2H); 7.30-7.35 (m, 1H); 7.40 (t, 2H); 7.53 (d, 2H); 7.67 and 7.72 (AB, 4H)
67			1.44 (s, 9H); 1.57 (m, 2H); 1.79 (m, 2H); 2.37 (m, 1H); 2.77 (m, 2H); 4.07 (broad, 2H); 6.97 (m, 1H); 7.08 (m, 1H); 8.12 (m, 1H); 8.45-8.85 (broad, 1H)
68			CDCl ₃ +5 % CD ₃ OD: 1.42(s,9H); 1.50(m,2H);1.71(m,2H);2.34(m, 1H);2.75(m,2H);7.60-7.70 (m, 2H);7.90-8.05(m,4H);8.63(s,1H)
69			1.34-1.44 (m, 9+2H); 1.61 (m, 2H); 2.29 (m, 1H); 2.67 (t, 2H); 3.91 (dt, 2H); 7.57-7.63 (m, 2H); 7.67 (m, 1H); 7.96 (dd, 1H);

EX	R ₁	R ₁₆ + R ₁₇	m.p. / ¹ H-NMR / ¹³ C-NMR
			8.12 (d,1H);8.48(dd,1H);8.58(dd,1H)
70			CDCl ₃ + 5 % CD ₃ OD: 1.39 (s, 9H); 1.42 (m, 2H); 1.62 (m, 2H); 2.29 (m, 1H); 2.67 (m, 2H); 2.90 (s, 6H); 3.93 (m, 2H); 7.16 (d, 1H); 7.52-7.61 (m, 2H); 8.19 (d, 1H); 8.48 (dd, 1H); 8.59 (d, 1H)
71			(DMSO-d ₆): 0.99 (m, 2H); 1.04 (s, 6H); 1.13 (s, 9H); 1.43 (m, 2H); 1.56 (t, 2H); 1.83 (s, 3H); 2.15-2.23 (m, 1H); 2.24-2.27 (m, 5H); 3.39 (t, 2H); 2.42-2.48 (broad, 2H); 3.65 (d, 2H)
72			141.53, 133.45, 133.10, 129.33, 128.00, 80.35, 32.06, 28.74 (cis)
73			154.89, 141.61, 133.44, 133.10, 129.27, 127.92, 124.04, 121.33, 80.71, 67.48, 51.98, 33.31, 28.77, 16.90 (trans)
74			171.63, 155.41, 141.28, 137.19, 130.31, 128.72, 80.20, 67.48, 46.34, 32.05, 28.76, 13.01 (cis)
75			172.36, 154.83, 141.31, 137.18, 130.26, 129.75, 80.42, 51.87, 33.38, 28.76, 17.04 (trans)

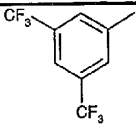
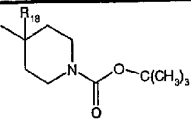
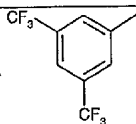
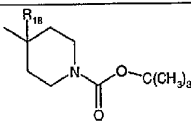
EX	R ₁	R ₁₆ + R ₁₇	m.p. / ¹ H-NMR / ¹³ C-NMR
76			171.78, 155.40, 138.26, 136.08, 135.90, 132.07, 130.47, 128.10, 80.16, 67.48, 46.49, 31.95, 28.76, 12.93 (cis)
77			172.34, 154.77, 138.28, 136.11, 135.95, 132.01, 128.09, 80.39, 67.48, 51.98, 33.17, 28.77, 17.08 (trans)
78			172.08, 155.42, 137.67, 131.09, 126.31, 108.53, 80.22, 67.48, 46.58, 31.89, 28.78, 13.07 (cis)
79			172.85, 154.79, 108.49, 80.43, 67.48, 51.87, 33.16, 28.79, 17.21 (trans)
80			1.45 (s, 9H), 1.55 (dq, 2H), 1.75 (broad d, 2H), 2.32 (tt, 1H), 2.75 (bt, 2H), 4.05 (broad d, 2H), 8.58 (d, 1H), 8.88 (d, 1H)
81			δ = 1.80-1.95 (m, 4H); 2.32-2.40 (m, 1H); 2.73-2.83 (m, 2H); 3.22 (bd, 2H); 6.98 (t, 1H); 7.08 (d, 1H); 7.42 (dt, 1H); 7.71 (dd, 1H); 7.94 (s, 1H); 8.48 (s, 2H)
82			1.40-1.52(m, 2H); 1.68-1.76 (m, 2 H); 2.56(m, 1 H); 3.03(dt, 2 H); 3.98 (dt, 2 H); 6.98 (d, 2H); 8.00 (d, 2H); 8.17(s, 1H); 8.25(s, 2H)

EX	R ₁	R ₁₆ + R ₁₇	m.p. / ¹ H-NMR / ¹³ C-NMR
83			224-227°
84			(DMSO-d ₆): 1.57 (dq, 2H), 1.79 (broad d, 2H), 2.31 (tt, 1H), 2.51 (s, 3H), 2.66 (dt, 2H), 3.07 (dt, 2H), 7.02 (t, 1H), 7.10 (d, 1H), 7.29 (dd, 1H), 7.40 (dt, 1H), 8.39 (s, 2H), 8.49 (s, 1H)
85			(DMSO-d ₆): 1.43 (dq, 2H), 1.70 (dd, 2H), 2.20 (m, 1H), 2.40 (s, 3H), 2.84 (t, 2H), 3.79 (m, 2H), 4.05 (broad, 1H, NH), 6.90 (d, 2H), 7.73 (d, 2H), 8.20 (s, 1H), 8.25 (s, 2H)
86			189-192°
87			81-83°
88			84-87°

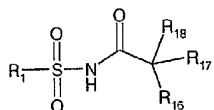
EX	R ₁	R ₁₆ + R ₁₇	m.p. / ¹ H-NMR / ¹³ C-NMR
89			158-161°
90			95-97°
91			1.73-1.86 (m,2 H); 1.94-2.08 (m,2H); 2.30-2.40 (m, 1H); 2.65-2.78(m,2H); 3.15-3.22 (m,2H);6.85(d,1H); 7.31 (s, 1H); 7.36(d,1H);7.90 (s, 1H); 8.12 (d, 1H); 8.43 (s,2H); 9.08 (d, 1H)
92			(DMSO-d ₆):1.53-1.66 (m, 2H);1.89-1.98(m,2H);2.50-2.62 (m,1H);2.90-3.14(m,4H); 7.35-7.40(m,2H);7.62(m,1H);7.96(d, 1H);8.43(s,2H);8.58(s;1H)
93			(DMSO-d ₆): 1.55 (dq, 2H); 1.72 (dd, 2H); 2.04-2.13 (m, 1H); 2.65 (dt, 2H); 3.15 (dt, 2H); 3.78 (s, 3H); 6.95 (t, 1H); 7.05 (d, 1H); 7.40 (m, 1H); 7.54 (dd,1H);8.26(s,1H); 8.33 (s, 1H)
94			(DMSO-d ₆): 1.40(dq,2H); 1.57(dd, 2H); 1.85-1.95 (m, 1H); 2.55(dt, 2H); 3.12-3.22 (m,2H); 6.81(t,1 H);6.90(d,1H); 7.32(m,1H); 7.43 (d, 1H); 8.02(s,1H); 8.09 (s,2H)

EX	R ₁	R ₁₆ + R ₁₇	m.p. / ¹ H-NMR / ¹³ C-NMR
95			(DMSO-d ₆): 1.57(dq, 2H); 1.80 (dd, 2H); 2.23-2.34(m,1H); 2.92(dt, 2 H); 3.60(dt,2H);7.22(d,1H); 7.79 (dd,1H); 8.03(d,1H); 8.33(s,3H)
96			(DMSO-d ₆): 1.52-1.65(m,2H); 1.73- 1.84(m, 2H); 2.10-2.22 (m, 1H); 2.85 (dt, 2H); 3.42- 3.53 (m,2H); 7.30 (s,1H); 7.32(d,1H); 7.87 (d, 1 H); 8.24 (s, 1H); 8.29 (s, 2H)
97			(DMSO-d ₆): 1.51 (dq, 2H), 1.77 (m, 2H), 2.29 (m, 1H), 2.74 (t, 2H), 2.93 (m, 2H), 7.74 (d, 1H), 7.82 (d, 1H), 7.98 (s, 1H), 8.37 (s, 2H), 8.46 (s, 1H).
98			(DMSO-d ₆): 1.62-1.75 (m, 2H); 1.78-1.86 (m, 2H); 2.16-2.26 (m, 1H); 2.75 (dt, 2H); 3.04- 3.13 (m, 2H); 7.37 (dd, 1H); 7.52 (d, 1H); 7.64 (dd, 1H); 7.88 (d, 1H); 8.32 (s, 1H); 8.38 (s, 2H)
99			(DMSO-d ₆): 1.51-1.80 (m, 4H), 2.13 (m, 1H), 2.71 (m, 1H), 3.12 (d, 1H), 7.59 (d, 1H), 7.90 (d, 1H), 8.07 (s, 1H), 8.25 (s, 1H), 8.30 (s, 2H).

EX	R ₁	R ₁₆ + R ₁₇	m.p. / ¹ H-NMR / ¹³ C-NMR
100			(DMSO-d ₆): 1.42 (m, 2H), 1.76 (m, 2H), 2.19-2.33 (m, 3H), 2.48 (s, 3H), 3.40-3.50(m,2H), 7.47-7.55 (m,4H), 8.38(s,2H), 8.56 (s, 2H)
101			111-114°
102			115-119°
103			163.8, 154.77, 138.30, 136.01, 135.92, 132.04, 130.82, 128.04, 80.85, 28.77, 24.39
104			141.46, 136.06, 133.38, 133.04, 129.61, 128.03, 124.09, 121.37, 80.98, 28.75, 24.40
105			164.17, 154.79, 135.90, 130.75, 126.26, 108.61, 80.89, 28.78, 24.40
106			(DMSO-d ₆): 1.47 (dq, 2H); 1.78 (dd, 2H); 2.51-2.57(m, 1H); 2.97 (dt, 2H); 3.67 (dt, 2H); 6.88 (dd, 1H); 8.22 (dd, 1H); 8.38 (dd, 1H); 8.42 (s, 2H); 8.54 (s, 1H)

EX	R ₁	R ₁₆ + R ₁₇	m.p. / ¹ H-NMR / ¹³ C-NMR
107		 R ₁₈ is phenyl	(DMSO-d ₆): δ=1.10-1.20(m, 2H); 1.32 (s, 9H); 1.59 (m, 2H); 2.42 (broad, 1H); 2.98(m, 2H); 3.70(m, 2H); 6.95-7.06(m, 3H); 7.16- 7.21 (m, 2H); 7.75 (s, 1H); 8.10 (s, 2H)
108		 R ₁₈ is methyl	131-135°

Analogously to methods as described in the PROCEDURES (Examples A to Q), but using appropriate starting materials, compounds of formula

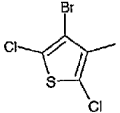
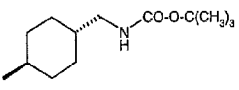


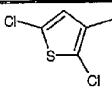
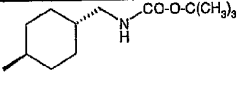
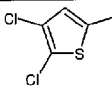
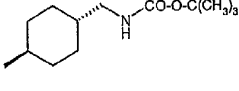
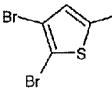
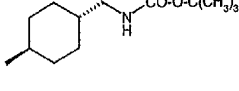
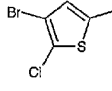
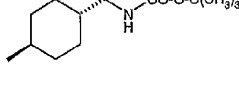
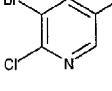
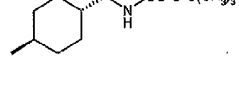
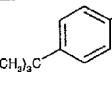
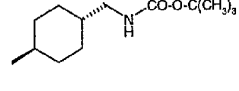
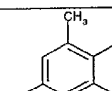
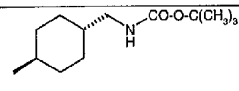
wherein R₁₈ is hydrogen and R₁ and R₁₆ + R₁₇ are as defined in

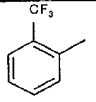
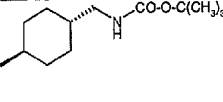
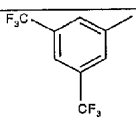
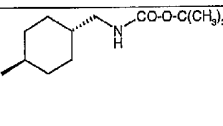
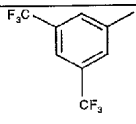
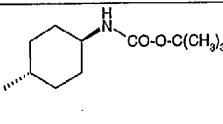
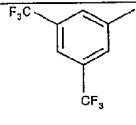
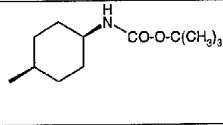
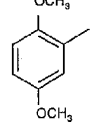
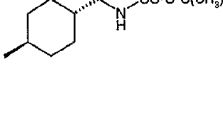
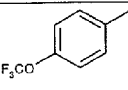
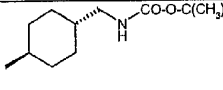
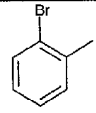
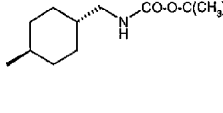
- 5 TABLE 2 (compounds of formula I, wherein m is 0, n is 0, and R₁ is a group of formula VII) are obtained. If not otherwise indicated in TABLE 2 ¹H-NMR and ¹³C-NMR data are determined in CDCl₃.

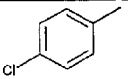
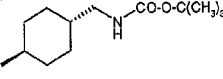
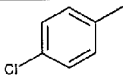
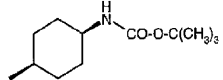
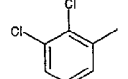
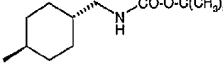
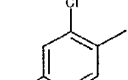
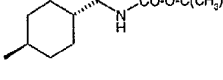
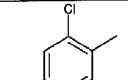
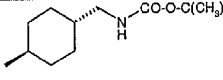
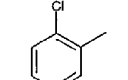
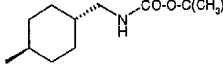
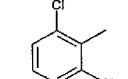
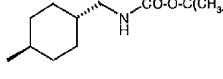
10

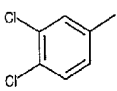
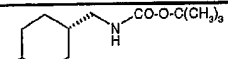
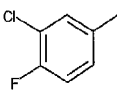
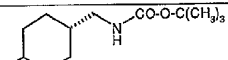
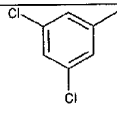
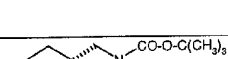
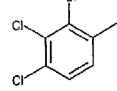
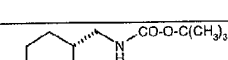
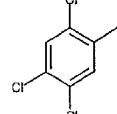
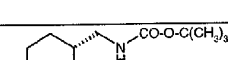
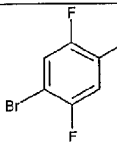

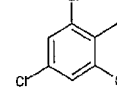
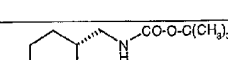
TABLE 2

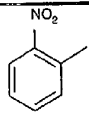
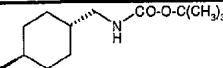
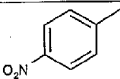
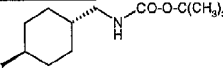
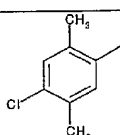
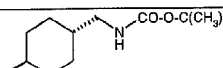
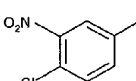
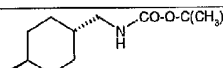
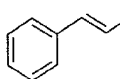
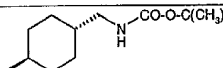
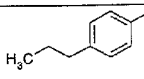
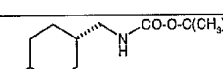
EX	R ₁	R ₁₆ + R ₁₇	m.p. / ¹ H-NMR / ¹³ C-NMR
109			δ = 0.98 (q, 2H); 1.42 (s, 9H); 1.36-2.26 (m, 8H); 2.98 (t, 2H); 4.52 (broad, 1H)

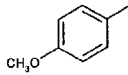
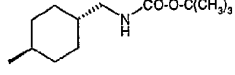
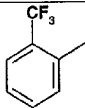
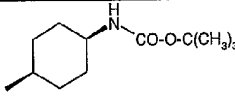
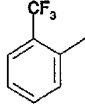
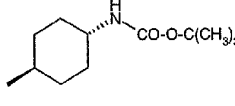
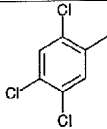
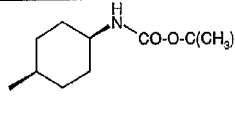
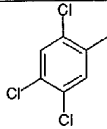
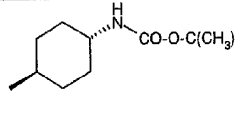
EX	R ₁	R ₁₆ + R ₁₇	m.p. / ¹ H-NMR / ¹³ C-NMR
110			0.94 (dq, 2H), 1.33-1.49 (m, 12H), 1.83 (broad d, 2H), 1.91 (broad d, 2H), 2.14 (tt, 1H), 2.95 (d, 2H), 7.28 (s, 1H)
111			0.92 (dq, 2H), 1.32-1.48 (m, 12H), 1.65 (broad, 1H), 1.82 (d, 2H), 1.88 (d, 2H), 2.09 (tt, 1H), 2.93 (d, 2H), 7.61 (s, 1H)
112			0.93 (dq, 2H), 1.35-1.50 (m, 11H), 1.76-2.05 (m, 5H), 2.10 (tt, 1H), 2.95 (d, 2H), 4.72 (broad, 1H), 7.63 (s, 1H)
113			0.94 (dq, 2H), 1.35-1.49 (m, 12H), 1.78-1.93 (m, 4H), 2.11 (tt, 1H), 2.94 (d, 2H), 4.78 (broad, 1H), 7.65 (s, 1H)
114			0.92 (dq, 2H), 1.31-1.46 (m, 12H), 1.83 (broad t, 2H), 2.03-2.14 (m, 3H), 2.93 (d, 2H), 4.72 (broad, 1H), 8.58 (d, 1H), 8.87 (d, 1H)
115			0.90 (m, 2H); 1.30 (m, 1H); 1.38 (s, 9H); 1.42 (s, 9H); 1.75-2.20 (m, 7H); 2.98 (t, 2H); 4.52 (broad, 1H); 7.55 (d, 2H); 7.92 (d, 2H); 8.30 (s, 1H)
116			0.92 (q, 2H); 1.41 (s, 9H); 1.25-2.18 (m, 8H); 2.35 (s, 3H); 2.70 (s, 6H); 2.98 (t, 2H); 4.50 (broad, 1H); 6.94 (s, 2H); 8.52 (s, 1H)

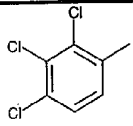
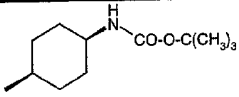
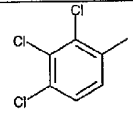
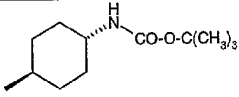
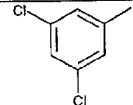
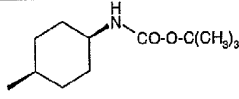
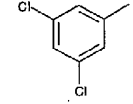
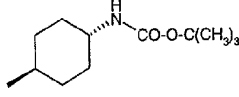
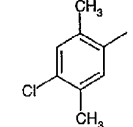
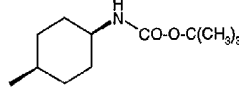
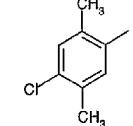
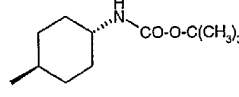
EX	R ₁	R ₁₈ + R ₁₇	m.p. / ¹ H-NMR / ¹³ C-NMR
117			0.92 (q, 2H); 1.42 (s, 9H); 1.20-2.18 (m, 8H); 2.94 (t, 2H); 4.58 (broad, 1H); 7.78 (t, 2H); 7.86 (m, 1H); 8.41 (s, 1H); 8.50 (dd, 1H)
118			0.95 (m, 2H); 1.20-2.30 (m, 8H); 1.46 (s, 9H); 3.00 (t, 2H); 4.58 (broad, 1H); 8.06 (s, 1H); 8.50 (s, 2H)
119			1.02 (q, 2H); 1.39 (s, 9H); 1.40-1.46 (m, 1H); 1.72-1.88 (m, 5H); 2.08 (t, 1H); 3.30 (broad, 1H); 4.48 (d, 1H); 7.90 (s, 1H); 8.35 (s, 2H)
120			1.40 (s, 9H); 1.40-1.80 (m, 8H); 2.25 (m, 1H); 3.55 (m, 1H); 7.92 (s, 1H); 8.36 (s, 2H)
121			1.00 (m, 2H); 1.30-2.00 (m, 7H); 1.42 (s, 9H); 2.20 (t, 1H); .98 (t, 2H); 3.80 (s, 3H); 3.90 (s, 3H); 5.58 (broad, 1H); 6.95 (d, 1H); 7.14 (dd, 1H); 7.58 (d, 1H); 8.50 (s, 1H)
122			0.98 (q, 2H); 1.41 (s, 9H); 1.36-2.20 (m, 8H); 2.98 (t, 2H); 4.55 (broad, 1H); 7.30 and 8.10 (2d, 4H); 8.13 (s, 1H)
123			0.95 (q, 2H); 1.43 (s, 9H); 1.20-2.26 (m, 8H); 2.95 (t, 2H); 4.53 (broad, 1H); 7.40-7.55 (m, 2H); 7.70 and 8.30 (2dd, 2H); 8.46 (s, 1H)

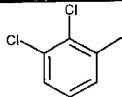
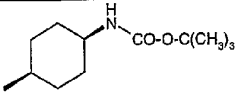
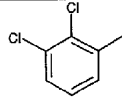
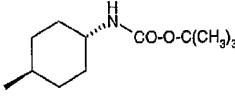
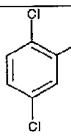
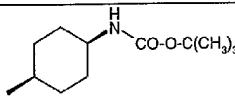
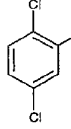
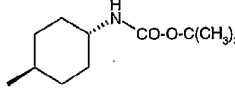
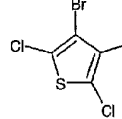
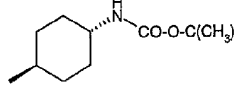
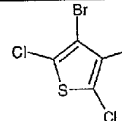
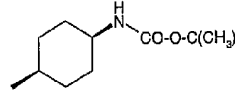
EX	R ₁	R ₁₆ + R ₁₇	m.p. / ¹ H-NMR / ¹³ C-NMR
124			0.91 (q, 2H); 1.40 (s, 9H); 1.25-1.63 (m, 3H); 1.78-2.18 (m, 5H); 2.96(t, 2H); 4.58(broad, 1H); 7.50 and 7.98 (AB, 2H); 8.38 (s, 1H)
125			1.42 (s, 9H); 1.54-1.78 (m, 8H); 2.30 (m, 1H); 3.64 (m, 1H); 4.50 (broad, 1H); 7.51 and 7.99 (AB, 4H); 8.36 (broad, 1H)
126			1.00 (m, 2H); 1.30-2.00 (m, 7H); 1.42 (s, 9H); 2.20 (t, 1H); 2.98 (t, 2H); 5.58 (broad, 1H); 7.40 (t, 1H); 7.70 (d, 1H); 8.22 (d, 1H)
127			0.98 (q, 2H); 1.41 (s, 9H); 1.55-2.22 (m, 8H); 2.85 (t, 2H); 4.54 (broad, 1H); 7.42 (dd, 1H); 7.52 (d, 1H); 8.19 (d, 1H)
128			0.98 (q, 2H); 1.40 (s, 9H); 1.25-2.25 (m, 8H); 2.98 (t, 2H); 4.70 (broad, 1H); 7.13-7.24 (m, 2H); 8.26 (dd, 1H); 8.58 (s, 1H)
129			0.80-2.00 (m, 9H); 1.42 (s, 9H); 2.20 (t, 1H); 2.98 (t, 1H); 4.55 (broad, 1H); 7.36-7.50 (m, 2H); 8.20 (m, 2H)
130			0.98 (q, 2H); 1.43 (s, 9H); 1.22-2.30 (m, 8H); 2.98 (t, 2H); 4.58 (broad, 1H); 7.30-7.58 (m, 3H)

EX	R ₁	R ₁₆ + R ₁₇	m.p. / ¹ H-NMR / ¹³ C-NMR
131			0.98(q,2H);1.41 (s, 9H); 1.35-2.20 (m,8H);2.98 (t, 2H); 4.52 (broad, 1H); 7.60 (d,1H); 7.70 (dd, 1H); 8.10 (d, 1H)
132			0.94 (q, 2H); 1.40 (s, 9H); 1.25-1.41 (m, 2H); 1.70-1.96 (m, 5H); 2.10 (t, 1H); 2.94 (t, 2H); 4.58 (broad, 1H); 7.30 (m, 1H); 7.96 (m, 1H); 8.12 (m, 1H); 8.39 (s, 1H)
133			0.91(q,2H);1.40(s,9H);1.26-1.70 (m, 3H);1.78-2.20 (m, 5H); 2.95 (t,2H);4.52 (broad,1H); 7.54 (m, 1H); 7.86 (m, 2H); 8.50 (s, 1H)
134			0.98(q,2H);1.42(s,9H);1.38-2.30 (m, 8H);2.96 (t,2H);4.54 (broad, 1H); 7.60 (d, 1H); 8.08 (d, 1H)
135			(CDCl ₃ + 10 % DMSO-d ₆) 0.98 (q,2H);1.42(s,9H); 1.25-2.25 (m, 8H); 2.95 (d, 2H); 5.10 (broad, 1H); 7.60 (s, 1H); 8.24 (s, 1H)
136			0.58-1.04 (m,2H); 1.42 (s,9H); 1.30-1.96 (m,7H); 2.16(m,1H); 2.98(t,2H);4.58(broad, 1H); 7.48 (dd,1H); 7.82 (dd,1H); 8.65 (s,1H)
137			0.92 (q, 2H); 1.42 (s, 9H); 1.20-1.54 (m, 2H); 1.70-2.20 (m, 6H); 2.90 (d, 2H); 7.42 (s, 2H)

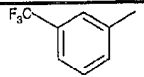
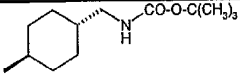
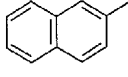
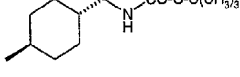
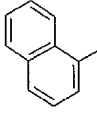
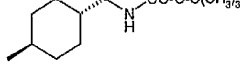
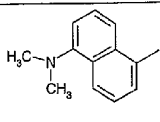
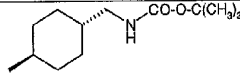
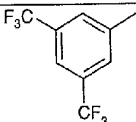
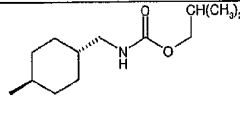
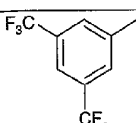
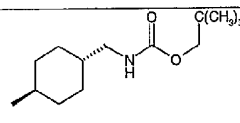
EX	R ₁	R ₁₆ + R ₁₇	m.p. / ¹ H-NMR / ¹³ C-NMR
138			0.90 (m, 2H); 1.20-2.30 (m, 8H); 1.46 (s, 9H); 2.98 (t, 2H); 4.58 (broad, 1H); 7.75-7.82 (m, 3H); 8.41 (m, 1H)
139			0.94 (q, 2H); 1.42 (s, 9H); 1.20- 1.45 (m, 1H); 1.60-2.20 (m, 7H); 2.95 (t, 2H); 4.58 (broad, 1H); 8.23 and 8.38 (AB, 4H); 8.60 (s, 1H)
140			(m, 2H); 1.30-2.00 (m, 7H); 1.42 (s, 9H); 2.20 (t, 1H); 2.40 (s, 3H); 2.60 (s, 3H); 2.98 (t, 2H); 5.58 (broad, 1H); 7.40 (t, 1H); 7.70 (d, 1H); 8.22 (d, 1H)
141			0.94 (q, 2H); 1.41 (s, 9H); 1.24- 1.70 (m, 2H); 1.80-2.20 (m, 6H); 2.98 (q, 2H); 4.58 (broad, 1H); 7.75 (d, 1H); 8.22 (dd, 1H); 8.46 (d, 1H); 8.54 (s, 1H)
142			0.93 (q, 2H); 1.40 (s, 9H); 1.32- 1.58 (m, 2H); 1.78-2.20 (m, 6H); 2.92 (d, 2H); 7.04 and 7.62 (AB, 2H); 7.34-7.56 (m, 5H)
143			0.95 (m, 4H); 1.30-2.20 (m, 10H); 1.42 (s, 9H); 2.70 (t, 2H); 2.98 (t, 2H); 4.56 (broad, 1H); 7.30 (d, 2H); 7.90 (d, 2H); 8.18 (s, 1H)

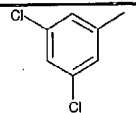
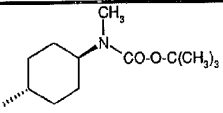
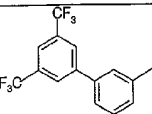
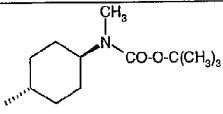
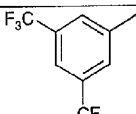
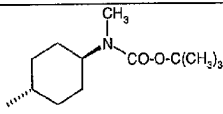
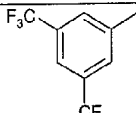
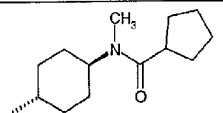
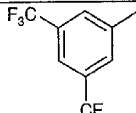
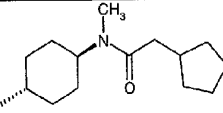
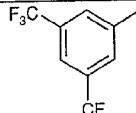
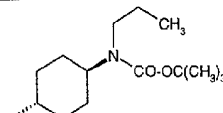
EX	R ₁	R ₁₆ + R ₁₇	m.p. / ¹ H-NMR / ¹³ C-NMR
144			0.90 (m, 2H); 1.20-2.20 (m, 8H); 1.48 (s, 9H); 2.98 (t, 2H); 3.90 (s, 3H); 4.55 (broad, 1H); 6.99 (d, 2H); 8.00 (d, 2H); 8.20 (s, 1H)
145			CDCl ₃ + 5 % DMSO-d ₆ : 1.43 (s, 9H); 1.54-1.73 (m, 4H); 2.32 (m, 1H); 2.52-2.64 (m, 4H); 3.76 (m, 1H); 5.32 (bd, 1H); 7.72-7.78 (m, 2H); 7.84-7.88 (m, 1H); 8.45-8.50 (m, 1H)
146			CDCl ₃ + 5 % CD ₃ OD: 1.06 (m, 2H); 1.40 (s, 9H); 1.43 (m, 2H); 1.84 (m, 2H); 2.03 (m, 2H); 2.08 (m, 1H); 3.30 (broad, 1H); 7.71-7.77 (m, 2H); 7.82-7.87 (m, 1H); 8.46-8.51 (m, 1H)
147			CDCl ₃ + 5 % DMSO-d ₆ : 1.42 (s, 9H); 1.55 (m, 2H); 1.60-1.80 (m, 6H); 2.38 (m, 1H); 2.50 (m, 2H); 3.75 (m, 1H); 5.30 (bd, 1H); 7.70 (s, 1H); 8.30 (s, 1H)
148			CDCl ₃ + 5 % CD ₃ OD: 1.08 (m, 2H); 1.42 (s, 9H); 1.47 (m, 2H); 1.88 (m, 2H); 2.03 (m, 2H); 2.12 (m, 1H); 2.31 (broad, 1H); 7.59 (s, 1H); 8.31 (s, 1H)

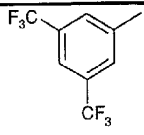
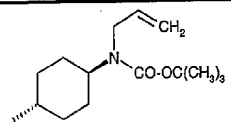
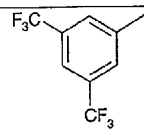
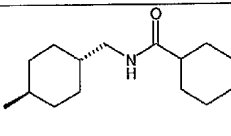
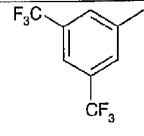
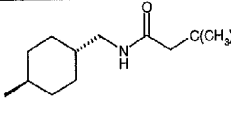
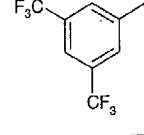
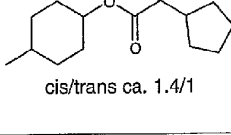
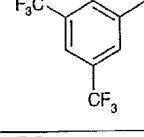
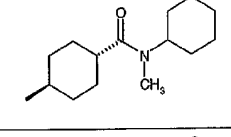
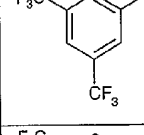
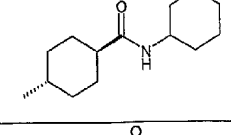
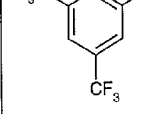
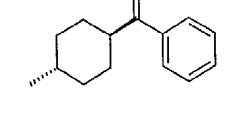
EX	R ₁	R ₁₆ + R ₁₇	m.p. / ¹ H-NMR / ¹³ C-NMR
149			CDCl ₃ + 5 % DMSO-d ₆ : 1.45 (s, 9H); 1.50 (m, 2H); 1.55-1.75 (m, 4H); 2.32 (m, 1H); 2.58 (m, 2H); 3.77 (m, 1H); 5.33 (bd, 1H); 7.61 (d, 1H); 8.13 (d, 1H)
150			CDCl ₃ + 5 % CD ₃ OD: 1.08 (m, 2H); 1.40 (s, 9H); 1.44 (m, 2H); 1.86 (m, 2H); 2.02 (m, 2H); 2.10 (m, 1H); 3.28 (m, 1H); 7.55 (d, 1H); 8.11 (m, 1H)
151			CDCl ₃ +5 % DMSO-d ₆ : 1.40(s, 9H); 1.50-1.78 (m, 6H); 2.32 (m, 1H); 2.54 (m, 2H); 3.73 (m, 1H); 5.22 (bd,1H);7.60(s,1H); 7.90 (s, 1H)
152			CDCl ₃ +5 % CD ₃ OD:1.08(m, 2 H);1.40(s,9H);1.47(m, 2H); 1.85 (m,2H);2.04(m,1H); 3.29 (broad, 1H); 7.56 (t, 1H); 7.87 (d, 1H)
153			CDCl ₃ + 5 % DMSO-d ₆ : 1.42 (s, 9H); 1.70-1.80 (m, 8H); 2.30 (m, 1H); 2.40 (s, 3H); 2.56 (s, 3H); 3.77 (m, 1H); 5.25 (bd, 1H); 7.24 (s, 1H); 7.98 (s, 1H)
154			CDCl ₃ + 5 % CD ₃ OD: 1.05 (m, 2H); 1.38 (s, 9H); 1.42 (m, 2H); 1.80 (m, 2H); 1.97 (m, 2H); 2.07 (m, 1H); 2.35 (s, 3H); 2.50 (s, 3H); 3.25 (broad, 1H); 7.22 (s, 1H); 7.95 (s, 1H)

EX	R ₁	R ₁₆ + R ₁₇	m.p. / ¹ H-NMR / ¹³ C-NMR
155			CDCl ₃ +5% DMSO-d ₆ : 1.44 (s, 9H); 1.54(m,2H); 1.62-1.79(m, 4H); 2.33-2.44(m,5H); 3.77 (broad,1H); 5.28(bd, 1H); 7.41 (t, 1H); 7.71 (dd, 1H); 8.20 (dd, 1H)
156			CDCl ₃ +5% CD ₃ OD: 1.08 (m, 2H); 1.40(s,9H); 1.44(m,2H); 1.86 (m, 2H); 2.01 (m, 2H); 2.12 (m, 1H); 3.28 (broad, 1H); 7.38 (t, 1H); 7.68 (dd, 1H); 8.18 (dd, 1H)
157			CDCl ₃ + 5 % DMSO-d ₆ : 1.42 (s, 9H); 1.55 (m, 2H); 1.60-1.77 (m, 4H); 2.35 (m, 2H); 3.76 (m, 1H); 5.24 (m, 1H); 7.43 (d, 1H); 7.50 (dd, 1H); 8.24 (d, 1H)
158			CDCl ₃ + 5 % CD ₃ OD: 1.08 (m, 2H); 1.41 (m, 9H); 1.46 (m, 2H); 1.88 (m, 2H); 2.03 (m, 2H); 2.13 (m, 1H); 3.28 (broad, 1H); 7.39 (d, 1H); 7.48 (dd, 1H); 8.20 (d, 1H)
159			1.09 (dq, 2H), 1.41 (s, 9H), 1.52 (dq, 2H), 1.92 (broad d, 2H), 2.05 (broad, d, 2H), 2.15 (tt, 1H), 3.32 (broad, 1H) trans isomer
160			(CDCl ₃ +5% DMSO-d ₆): 23.814, 28.811, 29.586, 29.944, 44.056, 45.056, 79.296, 108.900, 125.462, 155.603, 175.574

EX	R ₁	R ₁₆ + R ₁₇	m.p. / ¹ H-NMR / ¹³ C-NMR
161			223-225°
162			(DMSO-d ₆): 8.30 (s, 2H), 8.15 (s, 2H), 8.07 (d, J = 7.82.16 (br.s, 1H), Hz, 1H), 7.92 (d, J = 7.8 Hz, 1H), 7.68 (t, J=7.8Hz, 1H), 1.35-1.73(m,8H), 1.35(s, 9H)
163			DMSO-d ₆ : 0.77 (m, 2H); 1.08 (m, 2H); 1.10 (m, 1H); 1.32 (s, 9H); 1.62 (m, 2H); 1.72 (m, 2H); 2.20 (m, 1H); 2.70 (t, 2H); 6.71 (t, 1H); 7.91 (d, 1H); 8.07 (dd, 1H); 8.22 (d, 1H); 12.65 (bs, 1H)
164			0.94 (m, 2H); 1.32-1.50 (m, 3H); 1.43 (s, 9H); 1.83 (m, 2H); 1.91 (m, 2H); 2.14(m, 1H); 2.97 (t, 2H); 4.54 (broad, 1H); 6.95 (m, 1H); 7.06 (m, m, 1H); 8.11 (m, 1H); 8.68 (bs, 1H)
165			1.04 (m, 2H); 1.32-1.50 (m, 3H); 1.42 (s, 9H); 1.82 (m, 2H); 1.89 (m, 2H); 2.16 (m, 1H); 2.68 (s, 3H); 2.96 (t, 2H); 4.55 (broad, 1H); 7.33 (t, 1H); 7.64 (dd, 1H); 8.13 (dd, 1H); 8.77 (bs, 1H)

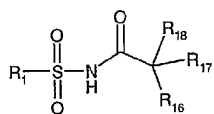
EX	R ₁	R ₁₆ + R ₁₇	m.p. / ¹ H-NMR / ¹³ C-NMR
166			0.92 (m, 2H); 1.32-1.50 (m, 3H); 1.43 (s, 9H); 1.82 (m, 2H); 1.84 (m, 2H), 2.12 (m, 1H); 2.96 (t, 2H); 4.55 (broad, 1H); 7.70 (t, 1H); 7.89 (d, 1H); 8.28 (s, 1H); 8.31 (s, 1H); 8.63 (bs, 1H)
167			0.88(m,2H);1.25-1.48(m,3H); 1.43(s,9H);1.81(m,4H); 2.10 (m, 1H);2.92(t,2H);4.70(t, 1H); 7.57- 7.69(m,3H);7.92(d, 1H); 7.96 (s, 2H); 8.01 (d, 1H); 8.63 (s, 1H)
168			0.83 (m, 2H); 1.22 (m, 2H); 1.28 (m, 1H); 1.42 (s, 9H); 1.72 (m, 4H); 2.08 (m, 1H); 2.90 (t, 2H); 4.49(broad,1H);7.58-7.69(m, 3H);7.98(d,1H);8.13(d,1H); 8.52 (dd,1H);8.59(d,1H);9.03 bs, 1H)
169			0.83 (m, 2H); 1.17-1.36 (m, 3H); 1.46 (s, 9H); 1.74 (t, 4H); 2.10 (m, 1H); 2.80-3.00 (m, 2H); 2.94 (s, 6H); 4.52 (broad, 1H); 7.23 (d, 1H); 7.53-7.64 (m, 2H); 8.27 (d, 1H); 8.50 (dd, 1H); 8.61 (d, 1H); 9.15 bs, 1H)
170			165-169°
171			90-94°

EX	R ₁	R ₁₆ + R ₁₇	m.p. / ¹ H-NMR / ¹³ C-NMR
172			(DMSO-d ₆): 8.07 (t, J = 1.9 Hz, 1H), 7.86 (d, J = 1.9 Hz, 2H), 3.70 (br.s, 1H), 2.64 (s, 3H), 2.20 (tt, J = 3.3 + 8.6 Hz, 1H), 1.23–1.64 (m, 8 H), 1.38 (s, 9H)
173			(DMSO-d ₆): 12.16 (s, 1H), 8.37 (s, 2H), 8.20 – 8.25 (m, 37.99 – 8.03 (m, 1H), 7.81 (t, J = 7.9 Hz, 1H), 3.69 (br.s, 1H), 2.63 (s, 3H), 2.19 (tt, J = 3.4 + 12 Hz, 1H), 1.77 – 1.85 (m, 2H), 1.21 – 1.63 (m, 6H), 1.37 (s, 9H)
174			(DMSO-d ₆): 8.22(s,2H), 8.15(s, 1H), 3.45 – 3.70 (br.m, 1H), 2.60 (s, 3H), 1.69 – 1.84 (m, 3H), 1.36 (s, 9H), 1.12 – 1.57 (m, 6H)
175			(DMSO-d ₆): 2 rotamers, selected signals: 12.47 (br.s, 1H), 8.59 (s, 1H), 8.42 (s, 2H), 4.12 + 3.66 (2 x m, 1H), 2.79 + 2.62 (2 x s, 3H)
176			(DMSO-d ₆): 2 rotamers, selected signals: 12.41 (br.s, 1H), 8.59 (s, 1H), 8.42 (s, 2H), 4.10–4.19 (m, 1H), 2.74 + 2.61 (2 x s, 3H)
177			12.47 (s, 1H), 8.60 (s, 1H), 8.43 (s, 2H), 3.57 (br.s, 1H), 2.96 (br.s, 2H), 2.19 (tt, J = 3.4 + 12 Hz, 1H), 1.18 – 1.82 (m, 10 H), 1.37(s,9H), 0.80 (t, J = 7 Hz, 3H)

EX	R ₁	R ₁₆ + R ₁₇	m.p. / ¹ H-NMR / ¹³ C-NMR
178			(DMSO-d ₆): 12.47 (s,1H), 8.59(s, 1H), 8.42 (s, 2H), 5.68–5.78 (m, 1H), 5.09(d, J = 17.7 Hz, 1H), 5.04 (d, J = 9 Hz, 1H), 3.68 (br.s, 3H), 2.17 (tt, J = 3.2 + 9 Hz, 1H), 1.16 – 1.67 (m, 8H), 1.37 (s, 9H)
179			198-204°
180			136-140°
181		 cis/trans ca. 1.4/1	(DMSO-d ₆): E/Z stereoisomers, selected signals: 12.5 (br.s, 1H), 8.59 (s, 1H), 8.41 (s, 2H), 4.81 + 4.51 (br.s + m, 1H)
182			230-238°
183			220-230°
184			173-175°

EX	R ₁	R ₁₆ + R ₁₇	m.p. / ¹ H-NMR / ¹³ C-NMR
185			(DMSO-d ₆): 1.54 (s, 9H), 1.55-1.77 (m, 4H), 2.10 (dd, 2H), 2.31 (dd, 2H), 2.57 (tt, 1H), 3.19 (tt, 1H), 8.68 (s, 2H), 8.85 (s, 1)

Analogously to methods as described in the PROCEDURES (Examples A to Q), but using appropriate starting materials, compounds of formula

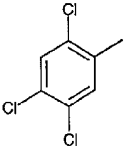
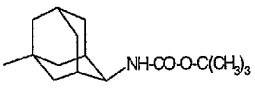
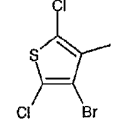
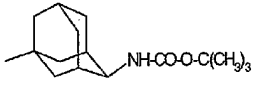
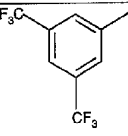
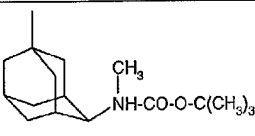
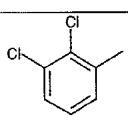
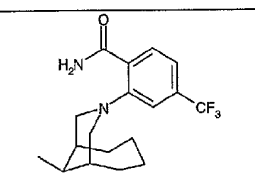
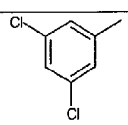
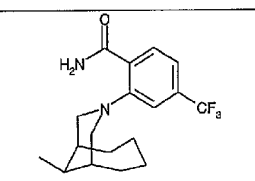
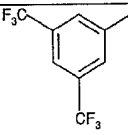
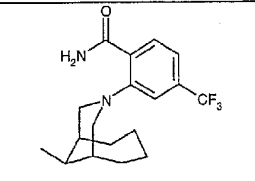


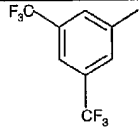
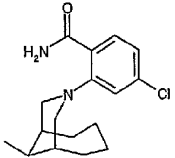
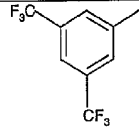
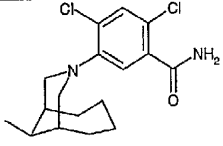
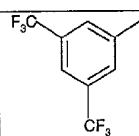
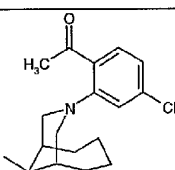
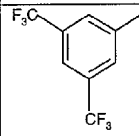
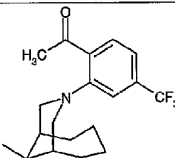
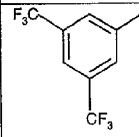
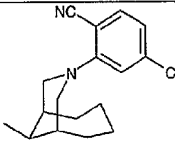
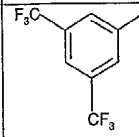
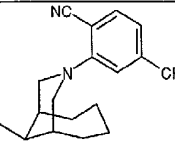
wherein R₁₈ is hydrogen and R₁ and R₁₆ + R₁₇ are as defined in

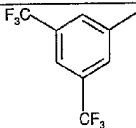
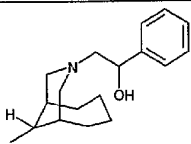
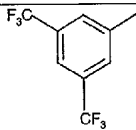
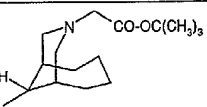
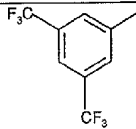
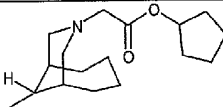
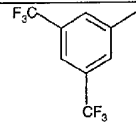
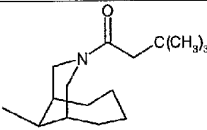
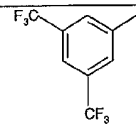
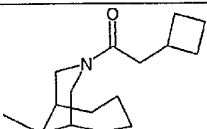
- 5 TABLE 3 (compounds of formula I, wherein m is 0, n is 0, and R₁ is a group of formula VII) are obtained. If not otherwise indicated in TABLE 3 ¹³C-NMR and ¹H-NMR data are determined in CDCl₃.

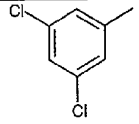
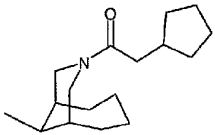
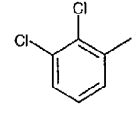
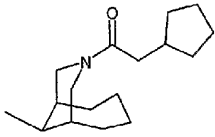
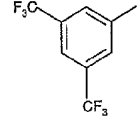
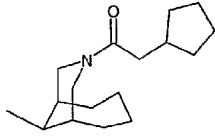
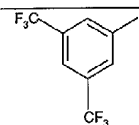
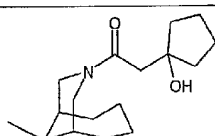
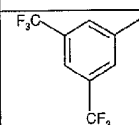
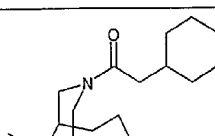
TABLE 3

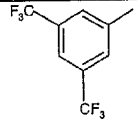
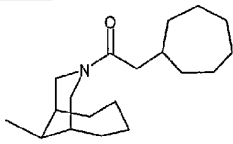
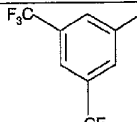
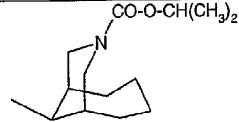
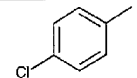
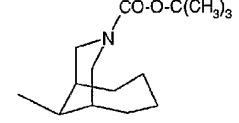
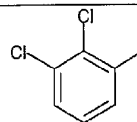
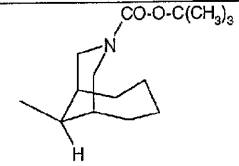
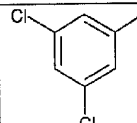
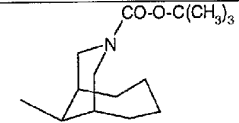
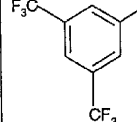
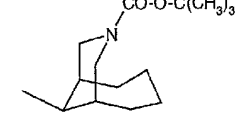
EX	R ₁	R ₁₆ + R ₁₇	m.p. / ¹ H-NMR / ¹³ C-NMR
186			(DMSO-d ₆): δ = 0.80-0.95 (m, 3H); 0.95-1.40 (m, 10H); 1.50-1.75 (m, 8H); 7.62/7.82 (AB, 4H)
187			322-333°
188			98-100° / (DMSO-d ₆): 1.38/1.40 (s, 9H), 1.60-2.10(m, 12H); 3.41-3.57 (m, 1H); 6.68/6.80 (bd, 1H); 8.36/ 8.40 (s, 2H); 8.48/8.50(s, 1H)

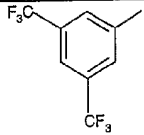
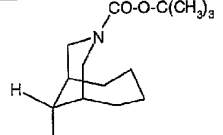
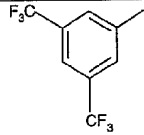
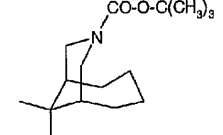
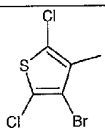
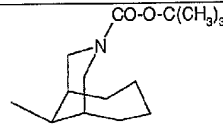
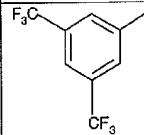
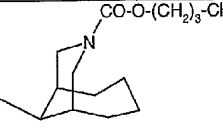
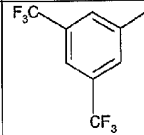
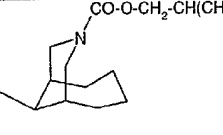
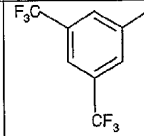
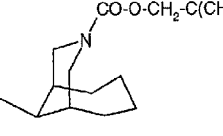
EX	R ₁	R ₁₆ + R ₁₇	m.p. / ¹ H-NMR / ¹³ C-NMR
189			1.47 (s, 9H); 1.51-2.13 (m, 12H); 3.72 (m, 1H); 4.81 (d, 1H); 7.60 (s, 1H); 8.30 (s, 1H)
190			132-133°
191			2 rotamers, selected signals: 8.55(s,2H),8.35+8.32(2x br, s,1H),8.16(s,1H),3.87+3.83 (2xs,1H), 3.05+3.00(2xs, 3H); 2.40+2.32(2xs,2H), 1.47(s, 9H)
192			(DMSO-d ₆): 173.12, 170.12, 150.43, 136.52, 135.24, 133.86, 131.29, 130.04, 129.79, 129.19, 128.87, 128.47, 125.10, 122.94, 117.86, 115.85, 60.09, 47.76, 32.80, 31.60, 26.06
193			(DMSO-d ₆): 170.59, 150.93, 136.92, 135.02, 134.99, 130.44, 130.20, 129.63, 126.47, 125.56, 118.24, 116.16, 60.62, 48.20, 33.27, 32.02, 26.55
194			(CDCl ₃ /DMSO-d ₆): 173.42, 170.56, 151.37, 142.90, 134.67, 132.89, 132.61, 130.16, 129.31, 128.97, 128.51, 126.99, 119.30, 116.91, 61.47, 48.66, 33.60, 32.09, 26.78

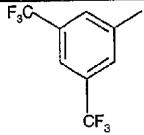
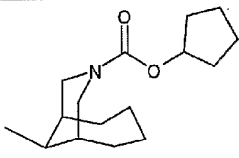
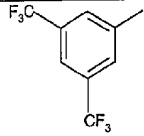
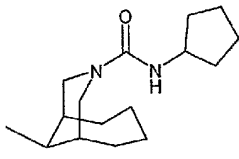
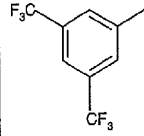
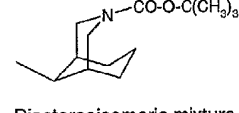
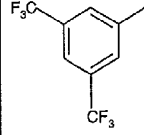
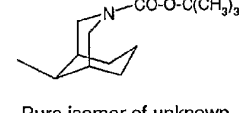
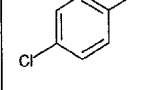
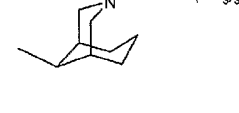
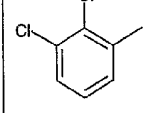
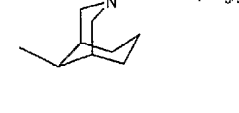
EX	R ₁	R ₁₆ + R ₁₇	m.p. / ¹ H-NMR / ¹³ C-NMR
195			(CDCl ₃ / DMSO-d ₆): 173.72, 170.83, 152.28, 143.07, 136.26, 132.79, 132.52, 130.78, 130.13, 128.95, 127.04, 122.48, 121.83, 120.56, 61.41, 48.74, 33.65, 32.13, 26.82
196			173.14, 167.61, 149.63, 142.55, 133.06, 132.70, 132.46, 132.37, 129.13, 127.26, 124.99, 124.20, 123.54, 60.42, 48.87, 40.38, 33.78, 32.27, 27.00
197			171.33, 141.88, 133.33, 133.06, 129.38, 127.69, 123.86, 62.30, 33.47, 31.79, 26.45
198			203.85, 171.03, 150.68, 141.52, 133.44, 133.17, 129.45, 128.13, 127.90, 119.82, 118.09, 61.87, 48.42, 33.89, 32.13, 31.92, 26.61
199			170.40, 154.09, 140.96, 138.32, 134.78, 133.31, 133.04, 132.76, 132.48, 129.06, 129.03, 127.61, 125.55, 123.38, 121.20, 117.12, 115.07, 112.97, 101.03, 55.60, 48.45, 33.07, 32.28, 26.09
200			170.68, 155.72, 141.43, 136.12, 135.92, 133.49, 133.21, 132.93, 129.47, 127.98, 123.81, 121.63, 118.99, 118.97, 117.80, 116.45, 116.42, 109.19, 60.26, 48.41,

EX	R ₁	R ₁₆ + R ₁₇	m.p. / ¹ H-NMR / ¹³ C-NMR
			33.75, 32.02, 26.87
201			95-98°
202			170.44, 132.95, 132.68, 132.41, 132.13, 127.36, 126.23, 125.66, 124.07, 121.89, 119.71, 81.09, 62.52, 61.35, 50.29, 33.16, 28.43, 27.16
203			8.53 (s, 2H), 8.11 (s, 2H), 5.25 (m, 1H), 3.56 (s, 2H), 3.13 (bd, 2H), 2.98 (bs, 1H), 2.88 (bs, 1H), 2.67 (bs, 2H), 2.21 (s, 1H), 2.02 (m, 2H), 1.83 (m, 2H), 1.78-1.58 (m, 10H), 1.40 (m, 2H)
204			173.01, 171.44, 142.73, 133.31, 133.03, 132.76, 132.49, 129.07, 129.05, 127.18, 127.15, 127.12, 126.11, 123.93, 121.76, 119.59, 54.84, 49.82, 48.82, 45.09, 33.42, 32.25, 30.38, 27.01, 26.24
205			173.15, 142.63, 132.91, 132.56, 132.22, 128.98, 127.10, 124.14, 121.42, 53.68, 49.63, 48.88, 33.08, 32.61, 32.28, 28.89, 26.96, 26.25, 19.02

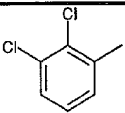
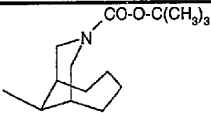
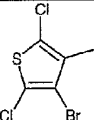
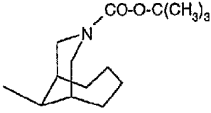
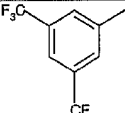
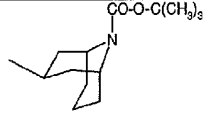
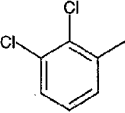
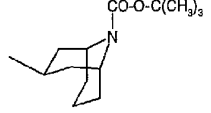
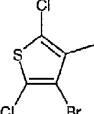
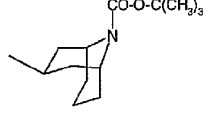
EX	R ₁	R ₁₆ + R ₁₇	m.p. / ¹ H-NMR / ¹³ C-NMR
206			172.71, 171.25, 141.71, 136.26, 134.33, 127.18, 127.11, 53.92, 49.49, 49.15, 39.74, 36.96, 33.50, 33.18, 32.72, 32.32, 32.11, 26.99, 26.20, 25.34
207			172.45, 171.36, 138.44, 135.99, 135.85, 132.09, 130.50, 128.07, 53.80, 49.61, 49.18, 39.74, 36.89, 33.63, 33.24, 33.19, 32.08, 27.01, 26.32, 25.34
208			173.15, 171.18, 141.69, 133.40, 133.12, 132.85, 129.35, 127.82, 123.82, 121.64, 54.00, 49.41, 49.25, 39.67, 37.02, 33.53, 33.21, 33.14, 32.26, 32.04, 26.92, 26.13, 25.29
209			172.78, 172.45, 142.56, 133.41, 133.07, 132.72, 132.38, 129.10, 127.25, 124.18, 121.46, 80.19, 53.66, 49.62, 48.74, 42.62, 33.21, 33.08, 32.37, 32.26, 30.05, 27.02, 26.21, 24.28, 24.18
210			172.78, 171.30, 141.74, 133.38, 133.10, 129.37, 127.78, 123.83, 54.12, 49.46, 49.24, 41.21, 35.46, 33.82, 33.54, 33.23, 32.29, 32.01, 26.92, 26.54, 26.49, 26.12

EX	R ₁	R ₁₆ + R ₁₇	m.p. / ¹ H-NMR / ¹³ C-NMR
211			173.83, 171.03, 141.51, 133.77, 133.42, 133.08, 132.73, 129.39, 127.91, 126.77, 124.06, 121.34, 118.82, 54.21, 49.48, 49.22, 41.58, 37.19, 35.15, 35.08, 33.48, 33.13, 32.19, 31.93, 28.533, 26.89, 26.51, 26.44, 26.07
212			171.16, 155.61, 141.55, 133.42, 133.14, 129.39, 127.87, 123.81, 69.31, 49.48, 33.34, 32.03, 26.60, 22.61
213			130.45, 130.21, 129.74, 129.65, 80.35, 49.41, 32.09, 28.86 mix
214			171.46, 155.14, 138.41, 135.99, 135.85, 132.10, 130.49, 128.07, 80.40, 49.65, 33.28, 32.01, 28.86, 26.67
215			171.26, 155.28, 141.51, 136.30, 134.42, 127.21, 127.04, 80.69, 49.49, 33.21, 32.08, 28.86, 26.58
216		 Diastereoisomeric mixture	Diastereoisomeric mixture of compounds of Example 217 and Example 218

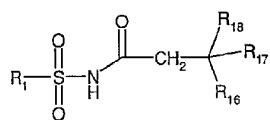
EX	R ₁	R ₁₆ + R ₁₇	m.p. / ¹ H-NMR / ¹³ C-NMR
217		 Pure isomer	170.84, 154.71, 141.06, 133.27, 132.99, 132.99, 132.72, 132.44, 129.03, 129.00, 127.54, 127.52, 123.39, 121.22, 80.07, 49.04, 32.83, 31.66, 28.45, 26.15
218		 Pure isomer	173.68, 155.62, 141.76, 133.75, 133.41, 133.07, 132.72, 129.26, 127.89, 124.09, 121.37, 80.23, 61.00, 44.81, 34.22, 33.21, 28.93, 28.89, 26.82
219			173.79, 155.30, 80.49, 45.50, 44.28, 37.87, 30.93, 30.63, 28.90, 28.83, 27.82, 13.83
220			171.37, 156.23, 141.64, 133.68, 133.41, 133.13, 132.85, 129.34, 127.83, 123.81, 121.64, 65.96, 51.73, 49.44, 33.21, 32.11, 31.48, 26.61, 19.53, 14.03
221			171.50, 156.20, 141.72, 133.68, 133.40, 133.13, 132.85, 129.33, 127.79, 123.82, 121.65, 119.47, 72.28, 49.47, 33.23, 32.12, 28.41, 26.62, 19.41
222			171.10, 156.11, 141.55, 133.71, 133.44, 133.16, 132.88, 129.41, 127.88, 123.81, 121.63, 75.56, 49.40, 33.25, 32.12, 31.88, 26.87, 26.63

EX	R ₁	R ₁₆ + R ₁₇	m.p. / ¹ H-NMR / ¹³ C-NMR
223			171.26, 155.81, 141.52, 133.76, 133.41, 133.07, 132.72, 129.40, 127.87, 124.06, 121.35, 118.63, 51.20, 49.41, 33.29, 32.08, 26.60, 23.96
224			173.17, 157.69, 142.62, 133.03, 132.69, 129.06, 127.21, 124.20, 121.48, 53.07, 51.98, 49.66, 34.01, 33.20, 33.12, 32.49, 26.63, 24.03
225		 Diastereoisomeric mixture	171.86, 171.29, 155.31, 155.12, 141.65, 133.43, 133.08, 129.35, 127.93, 124.07, 121.35, 80.49, 80.21, 47.63, 47.30, 28.87, 26.44, 19.90, 19.43
226		 Pure isomer of unknown stereochemistry	155.48, 132.98, 132.64, 132.30, 131.96, 127.76, 127.13, 125.79, 124.41, 121.70, 118.98, 79.63, 48.08, 45.69, 44.59, 40.33, 40.12, 32.82, 32.70, 30.55, 30.40, 28.88, 20.16
227			171.68, 171.14, 155.27, 155.10, 141.23, 137.28, 130.35, 130.26, 129.78, 129.73, 80.38, 80.10, 47.58, 47.24, 28.89, 26.44, 19.94, 19.47 mix
228			171.78, 171.30, 136.09, 136.04, 131.99, 131.91, 128.12, 80.34, 80.03, 47.73, 47.38, 28.89, 26.38, 19.46

EX	R ₁	R ₁₆ + R ₁₇	m.p. / ¹ H-NMR / ¹³ C-NMR
229			172.12, 171.64, 155.11, 131.24, 108.50, 80.42, 80.13, 508.94, 47.81, 47.43, 30.43, 28.90, 26.49, 19.95, 19.49
230			171.96, 153.20, 141.06, 133.03, 132.69, 128.99, 127.59, 80.04, 36.97, 28.45
231			174.00, 153.35, 139.11, 135.50, 135.37, 131.59, 130.46, 127.77, 79.63, 40.66, 40.45, 40.24, 40.04, 36.49, 32.90, 28.81
232			172.19, 153.03, 137.04, 130.71, 125.99, 108.01, 79.83, 36.68, 32.67, 28.48
233			170.84, 155.33, 141.38, 138.52, 133.61, 133.26, 132.92, 132.57, 129.61, 129.42, 127.87, 126.98, 124.13, 121.41, 118.69, 80.37, 50.56, 49.24, 48.24, 35.17, 31.36, 31.05, 28.66
234			171.09, 154.50, 138.81, 138.36, 136.07, 135.96, 132.06, 130.53, 129.88, 128.35, 128.07, 127.09, 126.94, 79.87, 50.88, 48.44, 47.60, 36.29, 31.26, 30.97, 28.61
235			171.49, 154.44, 138.78, 138.65, 137.68, 131.04, 129.90, 129.38, 127.09, 126.90, 126.33, 108.55, 79.87, 50.95, 48.37, 47.51, 36.45, 31.20, 30.82, 28.61

EX	R ₁	R ₁₆ + R ₁₇	m.p. / ¹ H-NMR / ¹³ C-NMR
236			173.58, 171.44, 155.56, 155.21, 138.38, 136.03, 136.00, 135.85, 132.09, 131.85, 130.47, 128.11, 128.08, 80.54, 80.23, 49.60, 44.82, 33.17, 32.01, 28.89, 28.86, 26.83
237			171.57, 155.09, 50.39, 49.69, 33.15, 32.01, 28.09
238			173.55, 155.37, 142.08, 133.28, 132.94, 129.23, 127.63, 124.13, 121.42, 80.83, 45.58, 44.58, 37.76, 30.86, 30.55, 29.39, 28.87, 27.50, 13.73
239			172.84, 154.11, 138.23, 136.07, 135.96, 131.90, 131.82, 130.46, 128.07, 80.03, 46.23, 44.69, 39.57, 31.81, 29.31, 28.88, 28.84, 20.37
240			173.14, 154.11, 137.49, 131.08, 126.35, 108.46, 80.83, 46.20, 44.66, 39.61, 31.90, 31.74, 29.34, 28.83, 28.86, 20.41

Analogously to methods as described in the PROCEDURES (Examples A to Q), but using appropriate starting materials, compounds of formula

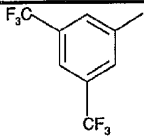
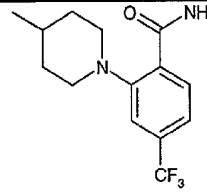
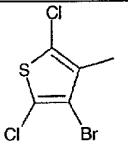
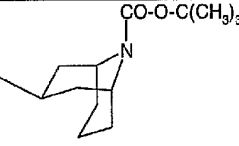
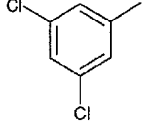
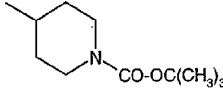
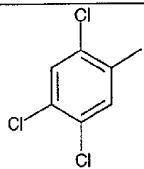
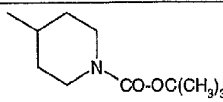


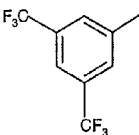
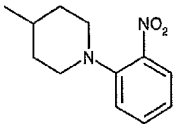
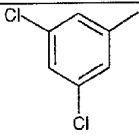
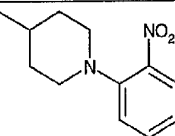
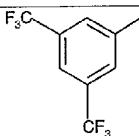
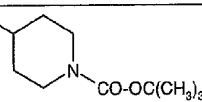
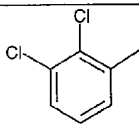
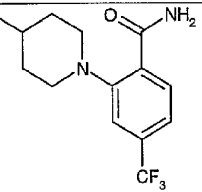
wherein R₁, R₁₆ + R₁₇ are as defined in TABLE 4 and R₁₈ is

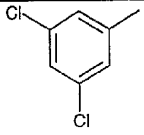
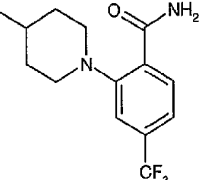
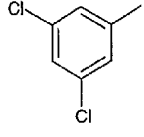
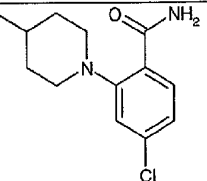
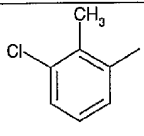
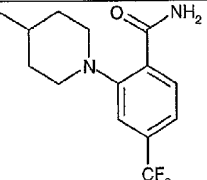
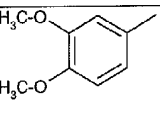
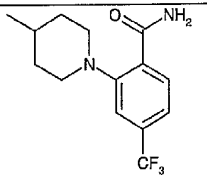
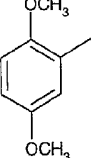
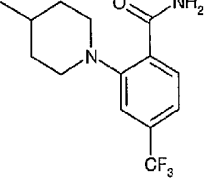
- 5 hydrogen or is as defined in TABLE 4 (compounds of formula I, wherein m is 0, n is 1, and R₁ is a group of formula VII) are obtained. If not otherwise indicated in TABLE 4,

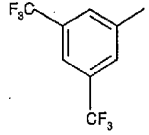
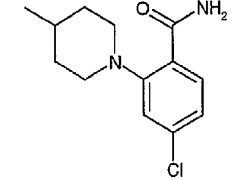
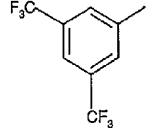
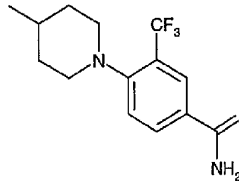
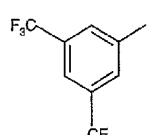
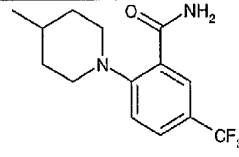
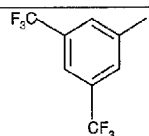
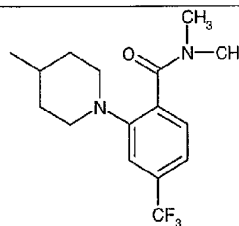
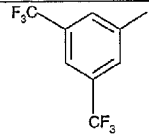
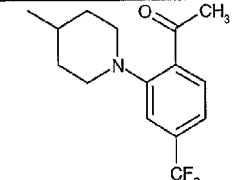
characterisation data is $^1\text{H-NMR}$ data, and $^{13}\text{C-NMR}$ and $^1\text{H-NMR}$ data are determined in CDCl_3 .

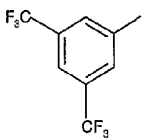
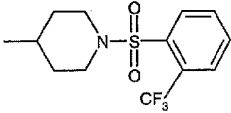
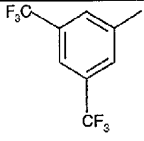
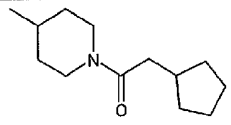
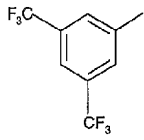
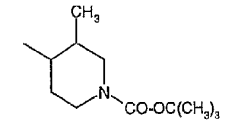
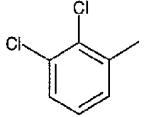
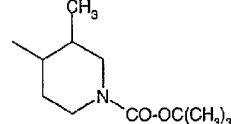
TABLE 4

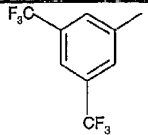
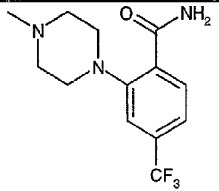
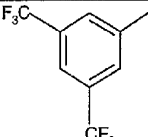
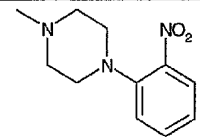
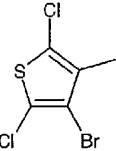
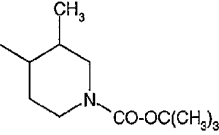
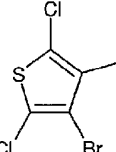
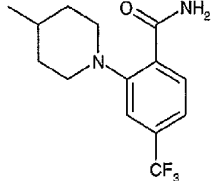
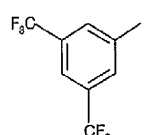
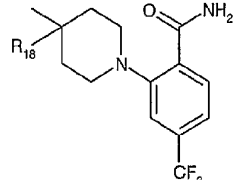
EX	R ₁	R ₁₆ + R ₁₇ / R ₁₈	m.p./ $^1\text{H-NMR}/^{13}\text{C-NMR}$
241			(DMSO-d ₆): δ = 1.25 (dq, 2H); 1.59 (d, 2H); 1.70(m, 1H); 1.97 (d, 2H); 2.66 (t, 2H); 3.12 (d, 2H); 7.30(s, 1H); 7.35(d, 1H); 7.62(s, 1H); 7.73(d,1H); 8.19 (s,1H); 8.27(s,1H); 8.29 (s, 2H).
242			170.39, 170.31, 155.44, 154.43, 131.45, 126.22, 108.68, 79.91, 79.80, 47.36, 45.93, 45.86, 45.67, 44.61, 42.52, 36.84, 36.46, 32.10, 31.95, 31.25, 30.90, 30.08, 29.29, 29.17, 28.92, 27.53, 20.44, 14.02
243			(DMSO-d ₆): 0.92 (m,2H); 1.35 (s,9H); 1.42 (m, 2H); 1.74 (m,1H); 2.10(d, 2H); 2.54-2.70 (m,2H); 3.77-3.88 (d,2H); 7.80(d,2H); 7.97(t,1H)
244			1.02-1.15 (m, 2H); 1.44 (s, 9H); 1.56-1.68 (m,2H); 1.83-1.95 (m, 1H); 2.12-2.25 (m, 2H); 2.57-2.73 (m,2H); 3.91-4.10 (m, 2H); 7.56 (s,1H); 8.23 (s, 1H)

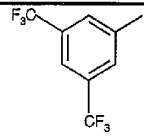
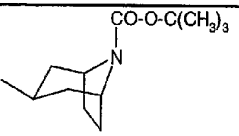
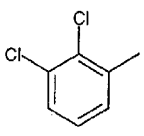
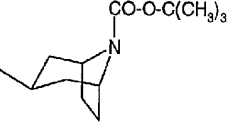
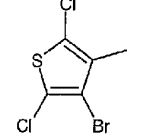
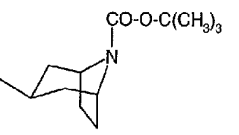
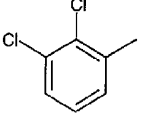
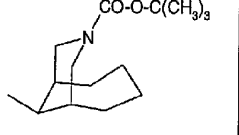
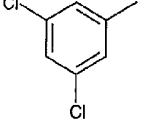
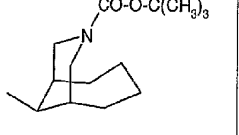
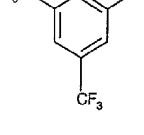
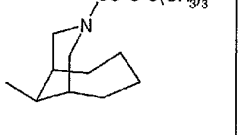
EX	R ₁	R ₁₆ + R ₁₇ / R ₁₈	m.p./ ¹ H-NMR/ ¹³ C-NMR
245			(DMSO-d ₆): 1.20(dq,2H); 1.51 (d,2H); 1.73(m,1H); 2.20 (d, 2H); 2.70 (dt, 2H); 3.06 (d, 2H); 7.05 (t, 1H); 7.24 (d, 1H); 7.52 (t, 1H); 7.74(d, 1H); 8.41(s,2H);8.53 (s, 1H)
246			(DMSO-d ₆): 1.09(dq, 2H); 1.43 (d, 2H);1.63 (m, 1H); 2.09 (d,2H); 2.51 (t, 2H); 2.97 (d, 2H); 6.95 (t,1H); 7.14 (d, 1H); 7.42 (ddd, 1H);7.64(dd, 1H); 7.72 (d, 2H); 7.90 (t, 1H)
247			1.03-1.14(m, 2H); 1.44(s, 9H); 1.55-1.65(m,2H); 1.88- 1.96(m,1H); 2.16-2.23(m, 2H);2.61-2.77(m,2H); 3.98 - 4.10 (m, 2H); 8.12 (s,1H); 8.50 (s, 2H)
248			247-251°

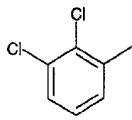
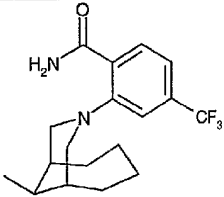
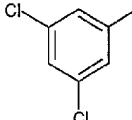
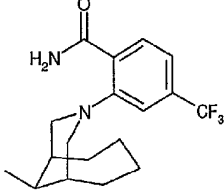
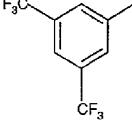
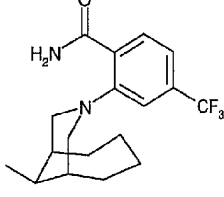
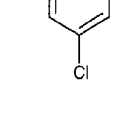
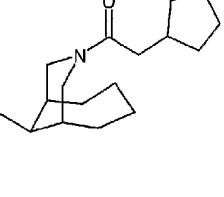
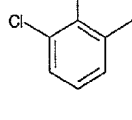
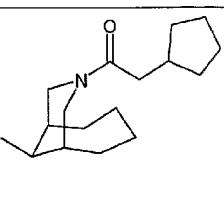
EX	R ₁	R ₁₆ + R ₁₇ / R ₁₈	m.p./ ¹ H-NMR/ ¹³ C-NMR
249			195-198°
250			149-152°
251			243-246°
252			179-183°
253			92-95°

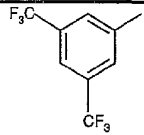
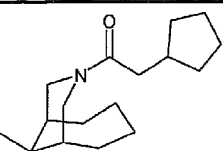
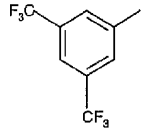
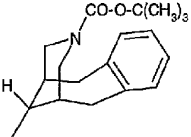
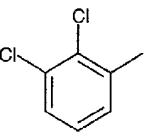
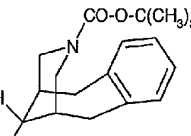
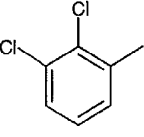
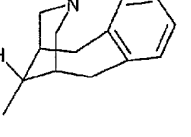
EX	R ₁	R ₁₆ + R ₁₇ / R ₁₈	m.p./ ¹ H-NMR/ ¹³ C-NMR
254			81-83°
255			150-153°
256			174-178°
257			129-133°
258			93-96°

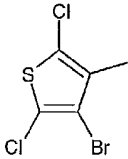
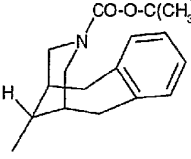
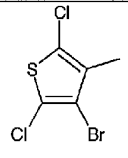
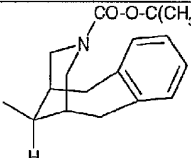
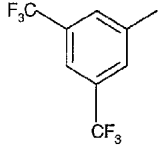
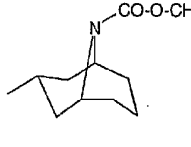
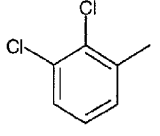
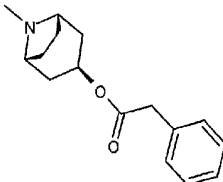
EX	R ₁	R ₁₆ + R ₁₇ / R ₁₈	m.p./ ¹ H-NMR/ ¹³ C-NMR
259			1.10 (q, 2H), 1.52-1.61 (m, 3H), 1.93 (d, 2H), 2.25 (t, 2H), 3.48 (d, 2H), 7.89-7.94 (m, 2H), 8.05 (broad d, 1H), 8.12 (broad d, 1H), 9.29 (broad s, 2H), 8.30 (broad s, 1H)
260			98-101°
261			170.70,170.43,155.84, 155.24, 41.82, 141.76, 133.73,133.38, 133.03,132.69,129.27, 127.80, 126.60, 124.08,121.37, 80.47, 80.32, 43.61, 41.02, 39.59, 36.32, 32.34, 28.79, 16.68
262			170.77,170.45,155.71, 155.13, 138.41,135.99,135.93, 131.90, 131.87,130.57,130.54, 128.03, 80.16, 80.03, 43.61, 40.73, 39.54, 36.03, 35.82, 32.22, 31.56,28.82,26.66,16.72,11.66

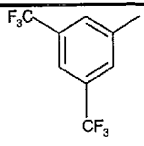
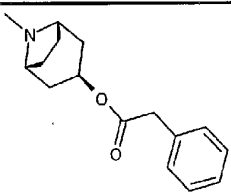
EX	R ₁	R ₁₆ + R ₁₇ / R ₁₈	m.p./ ¹ H-NMR/ ¹³ C-NMR
263			160-165°
264			140-150°
265			170.88, 170.52, 155.65, 155.07, 137.33, 137.25, 131.35, 126.34, 108.63, 108.58, 80.11, 79.96, 40.78, 39.51, 36.04, 35.73, 32.25, 31.69, 28.83, 16.78
266			153-156°
267		 R ₁₈ = OH	(DMSO-d ₆): 1.42-1.65 (m, 4H), 2.85-3.05 (m, 4H), 3.55 (s, 2H), 5.72 (s, 1H, OH), 7.32 (s, 1H), 7.34 (d, 1H), 7.59 and 8.18 (2s, 2H, NH), 7.72 (d, 1H), 8.18 (s, 1H), 8.26 (s, 2H)

EX	R ₁	R ₁₆ + R ₁₇ / R ₁₈	m.p./ ¹ H-NMR/ ¹³ C-NMR
268			170.85, 170.22, 153.88, 142.03, 133.25, 132.91, 129.31, 127.60, 121.42, 80.45, 43.90, 43.58, 35.59, 28.92, 28.81, 28.18, 26.72, 25.67
269			170.22, 153.77, 138.56, 135.99, 138.88, 131.82, 130.62, 128.03, 127.96, 80.00, 44.08, 43.57, 28.94, 28.86, 26.25, 25.44
270			170.73, 170.55, 153.81, 137.00, 131.56, 108.75, 80.13, 44.04, 43.54, 28.97, 28.88, 28.26, 26.25, 25.40
271			170.46, 155.24, 138.35, 136.06, 135.99, 131.84, 130.54, 128.07, 79.90, 40.33, 39.46, 35.56, 31.25, 28.92, 26.67
272			170.42, 155.35, 141.71, 136.36, 134.41, 127.09, 80.05, 40.34, 39.48, 35.60, 31.31, 28.92, 26.67
273			170.38, 155.51, 141.74, 133.47, 133.19, 129.28, 127.91, 123.81, 80.38, 46.00, 40.45, 39.53, 35.60, 31.36, 28.90, 26.60

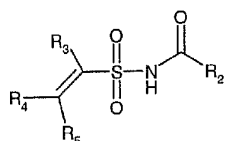
EX	R ₁	R ₁₆ + R ₁₇ / R ₁₈	m.p./ ¹ H-NMR/ ¹³ C-NMR
274			(CDCl ₃ /DMSO-d ₆): 171.89, 170.37, 129.15, 135.54, 135.42, 131.74, 130.82, 130.56, 127.80, 116.87, 61.83, 39.27, 38.78, 36.13, 31.29, 26.91
275			170.41, 141.73, 136.35, 134.40, 131.01, 127.11, 62.23, 38.98, 38.86, 35.89, 31.06, 26.83
276			170.81, 141.77, 133.41, 133.06, 130.83, 129.27, 127.88, 62.07, 39.04, 35.97, 31.11, 26.84
277			173.06, 170.82, 142.22, 136.26, 134.16, 127.05, 54.43, 49.85, 40.20, 39.81, 39.09, 37.17, 35.86, 35.64, 33.19, 31.58, 31.43, 26.97, 26.37, 25.37, 25.33
278			172.69, 170.42, 138.53, 135.97, 131.79, 130.56, 128.05, 54.27, 49.69, 40.18, 39.76, 39.14, 37.04, 35.66, 33.16, 31.44, 26.99, 26.36, 25.37, 25.33

EX	R ₁	R ₁₆ + R ₁₇ / R ₁₈	m.p./ ¹ H-NMR/ ¹³ C-NMR
279			173.27, 171.15, 142.24, 133.63, 133.28, 132.94, 132.59, 129.18, 127.60, 124.14, 121.42, 118.70, 54.45, 49.86, 40.19, 39.79, 39.02, 37.21, 35.89, 35.53, 33.13, 31.58, 31.33, 26.93, 26.33, 25.30, 25.25
280		 CO-O-C(CH ₃) ₃	171.84, 154.00, 142.66, 139.62, 139.35, 133.05, 132.71, 129.95, 129.40, 129.01, 127.27, 126.74, 126.46, 124.16, 79.03, 48.41, 7.62, 40.39, 38.63, 35.96, 33.16, 32.74, 30.00, 28.50
281		 CO-O-C(CH ₃) ₃ Pure isomer of unknown stereochemistry	171.57, 154.08, 139.84, 139.53, 139.15, 135.59, 135.45, 131.75, 130.55, 129.98, 129.41, 127.84, 126.70, 126.45, 79.01, 48.47, 47.71, 40.18, 38.51, 36.04, 35.99, 33.13, 32.76, 30.04, 28.54
282		 CO-O-C(CH ₃) ₃ Pure isomer of unknown stereochemistry	169.93, 155.06, 139.30, 139.00, 138.41, 136.03, 135.98, 131.83, 130.57, 129.80, 129.25, 128.09, 126.93, 79.70, 42.00, 41.11, 39.58, 32.81, 32.40, 28.64

EX	R ₁	R ₁₆ + R ₁₇ / R ₁₈	m.p./ ¹ H-NMR/ ¹³ C-NMR
		stereochemistry	
283			171.17, 153.90, 139.116, 138.83, 136.06, 131.42, 129.54, 128.97, 126.33, 126.07, 125.43, 108.28, 79.03, 48.00, 47.22, 39.44, 38.08, 35.34, 35.32, 32.76, 32.19, 29.55, 27.99
284			170.09, 154.68, 138.96, 138.66, 136.71, 131.04, 129.42, 128.86, 126.58, 126.48, 125.87, 108.28, 79.38, 41.52, 41.09, 40.94, 40.71, 39.16, 32.38, 32.03, 28.24
285			170.76, 170.43, 155.94, 154.64, 142.05, 141.88, 132.96, 132.61, 129.27, 127.68, 126.83, 124.13, 121.39, 80.36, 80.29, 47.50, 46.12, 45.61, 44.94, 42.52, 36.93, 36.39, 32.14, 31.85, 31.13, 30.88, 30.08, 29.42, 29.29, 29.23, 27.81, 20.29, 13.87 mix
286			239-240°

EX	R ₁	R ₁₆ + R ₁₇ / R ₁₈	m.p. / ¹ H-NMR / ¹³ C-NMR
287			85-90°

Analogously to methods as described in the PROCEDURES (Examples A to Q), but using appropriate starting materials, compounds of formula



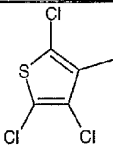
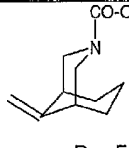
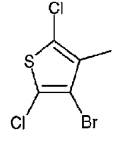
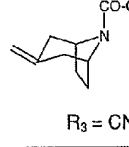
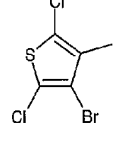
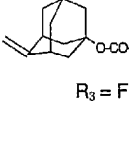
wherein R₂, R₃ and R₄ + R₅ are as defined in TABLE 5

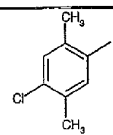
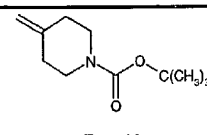
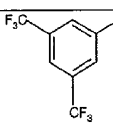
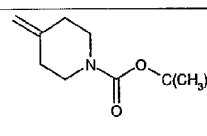
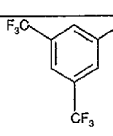
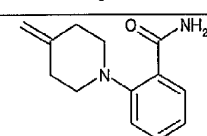
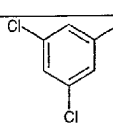
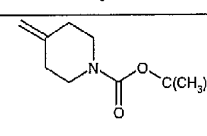
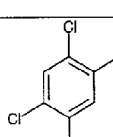
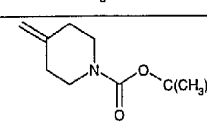
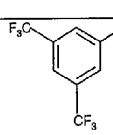
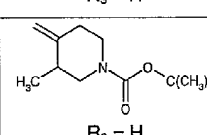
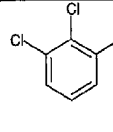
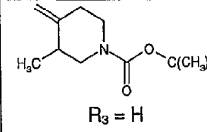
(compounds of formula I, wherein m is 0, n is 0, and R₁ is a group of formula II) are

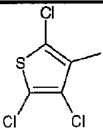
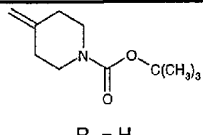
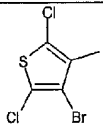
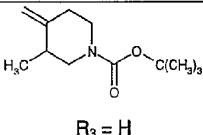
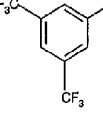
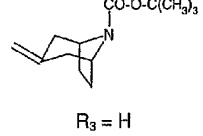
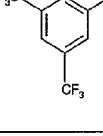
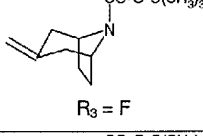
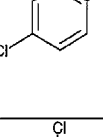
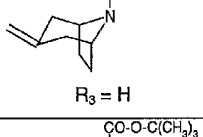
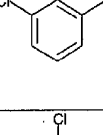
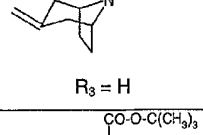
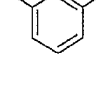
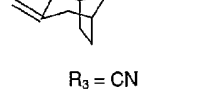
5 obtained.

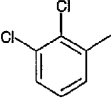
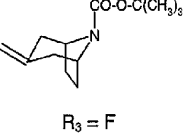
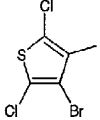
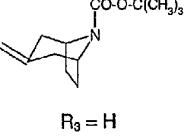
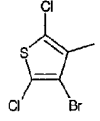
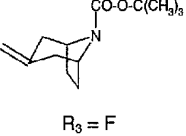
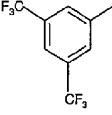
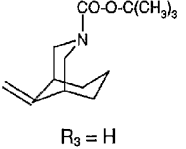
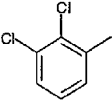
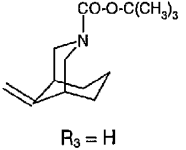
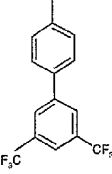
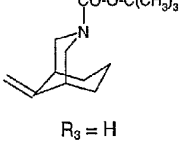
If not otherwise indicated in TABLE 5 ¹C-NMR and ¹³C-NMR data are determined in CDCl₃.

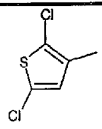
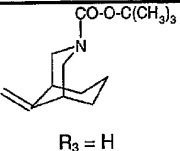
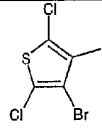
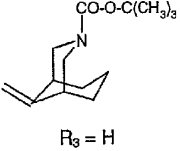
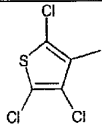
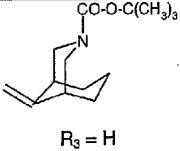
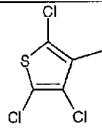
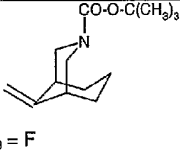
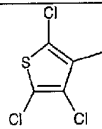
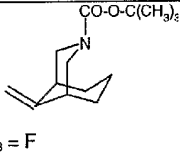
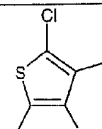
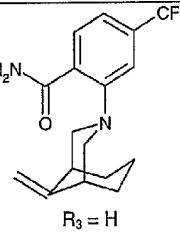
TABLE 5

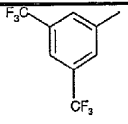
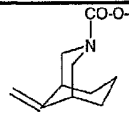
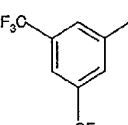
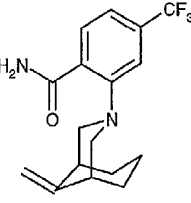
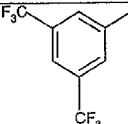
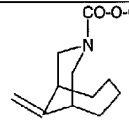
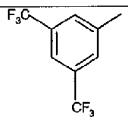
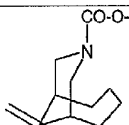
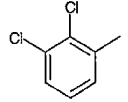
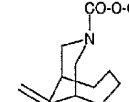
EX	R ₂	R ₄ + R ₅ / R ₃	m.p. / ¹ H-NMR / ¹³ C-NMR
288		 R ₃ = F	158.34, 157.96, 154.94, 144.81, 141.33, 137.70, 133.48, 133.13, 129.59, 128.15, 124.08, 121.36, 80.53, 50.60, 49.55, 49.33, 33.51, 32.01, 31.94, 31.39, 28.85
289		 R ₃ = CN	153.65, 116.14, 109.03, 80.82, 28.77
290		 R ₃ = F	171.96, 158.46, 158.09, 145.82, 145.72, 139.92, 137.48, 131.21, 126.25, 108.85, 78.20, 49.55, 42.06, 41.65, 40.65, 38.38, 38.08, 33.12, 33.03, 32.36, 32.34, 31.13, 30.38, 30.02

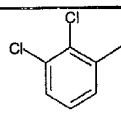
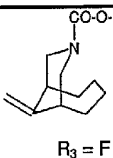
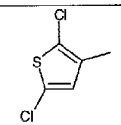
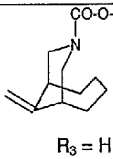
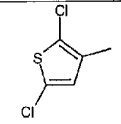
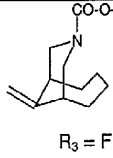
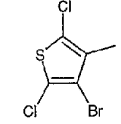
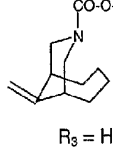
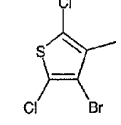
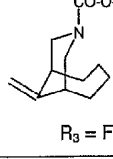
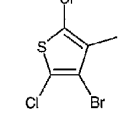
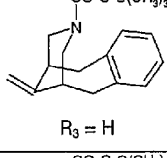
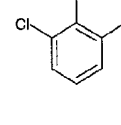
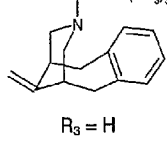
EX	R ₂	R ₄ + R ₅ / R ₃	m.p. / ¹ H-NMR / ¹³ C-NMR
291		 R ₃ = H	1.44 (s, 9H); 2.25 (t, 2H); 2.41 (s, 3H); 2.58(s,3H); 2.85 (t, 2H); 3.40(t, 2H); 3.48(t, 2H); 5.62 (s, 1H); 7.30 (s, 1H); 8.02 (s, 1H); 8.06 (broad, 1H)
292		 R ₃ = H	(DMSO-d ₆) 1.25 (s, 9H); 2.02-2.08 (m, 2H); 2.56-2.64 (m, 2H); 3.38-3.20 (m, 4H); 5.61 (m, 1H); 8.30 (s, 2H); 8.42 (s, 1H)
293		 R ₃ = H	(DMSO-d ₆): 2.40 (m, 2H), 2.91 (m, 2H), 3.01 (m, 2H), 3.08 (m, 2H), 5.78 (s, 1H), 7.26 (s, 1H), 7.34 (d, 1H), 7.62 and 8.07 (2s, 2H, NH), 7.66 (d, 1H), 8.45 (s, 2H), 8.58 (s, 1H)
294		 R ₃ = H	1.46 (s, 9H); 2.26 (t, 2H); 2.90 (t, 2H); 3.41 (t, 2H); 3.47 (t, 2H); 5.76 (s, 1H); 7.56 (t, 1H); 7.90 (d, 2H)
295		 R ₃ = H	1.44 (s, 9H); 2.28 (m, 2H); 2.85 (m, 2H); 3.42 (m, 2H); 3.50 (m, 2H); 5.62 (s, 1H); 7.63 (s, 1H); 8.18 (broad, 1H); 8.35 (s, 1H)
296		 R ₃ = H	168.16, 163.00, 141.84, 133.36, 133.01, 129.40, 127.82, 121.40, 112.34, 80.55, 28.76
297		 R ₃ = H	167.39, 163.23, 155.07, 138.64, 135.94, 135.88, 131.72, 130.71, 127.99, 112.60, 80.45, 28.77

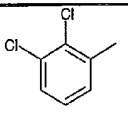
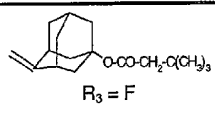
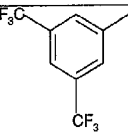
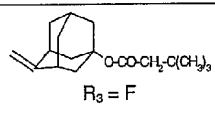
EX	R ₂	R ₄ + R ₅ / R ₃	m.p. / ¹ H-NMR / ¹³ C-NMR
298		 R ₃ = H	169.84, 168.85, 154.55, 154.50, 134.83, 122.96, 121.40, 79.32, 43.86, 42.49, 28.24, 28.09
299		 R ₃ = H	167.43, 155.08, 131.89, 126.13, 108.82, 80.45, 39.78, 28.78
300		 R ₃ = H	162.46, 141.87, 133.34, 133.00, 129.37, 127.83, 121.40, 118.03, 80.40, 54.13, 30.08, 28.82
301		 R ₃ = F	153.69, 145.66, 143.194, 141.23, 135.04, 134.92, 133.82, 133.47, 133.13, 132.78, 129.57, 128.16, 126.78, 124.06, 121.34, 80.38, 52.97, 28.80
302		 R ₃ = H	162.6, 161.2, 157.6, 141.04, 137.58, 130.31, 129.69, 118.37, 80.27, 33.4, 31.7, 29.8, 28.83
303		 R ₃ = H	161.89, 138.63, 135.92, 131.71, 128.02, 118.17, 80.26, 30.08, 28.83
304		 R ₃ = CN	127.89, 28.78

EX	R ₂	R ₄ + R ₅ / R ₃	m.p. / ¹ H-NMR / ¹³ C-NMR
305		 R ₃ = F	153.69, 145.69, 143.35, 138.13, 136.14, 136.01, 134.35, 134.22, 131.92, 130.82, 128.02, 80.30, 55.01, 28.81
306		 R ₃ = H	136.80, 117.99, 80.31, 54.15, 30.08, 28.85
307		 R ₃ = F	145.74, 143.27, 134.69, 126.27, 108.73, 80.33, 53.53, 53.13, 28.82
308		 R ₃ = H	172.88, 163.03, 155.29, 141.98, 133.32, 132.98, 129.32, 127.75, 126.85, 124.14, 121.42, 118.71, 109.95, 80.75, 42.11, 28.88, 28.60
309		 R ₃ = H	171.98, 162.62, 138.27, 135.52, 135.46, 131.28, 130.34, 127.63, 109.60, 80.19, 51.18, 50.59, 50.29, 49.56, 41.62, 34.52, 34.36, 33.65, 33.48, 33.31, 28.48, 19.76
310		 R ₃ = H	(DMSO-d ₆): 12.11(s, 1H), 8.35 (s, 1H), 8.25 (t, J=1.7Hz, 1H), 8.17 – 8.22 (m, 2H), 8.02 (dt, J=1.7+8Hz, 1H), 7.79 (t, J = 8 Hz, 1H), 5.77(s, 1H), 3.98–4.18(m, 2H), 3.78 (br.s, 1H), 2.70–2.98 (m, 2H), 2.24 (br.s, 1H), 1.52–1.96 (m, 6H), 1.37 (s, 9H)

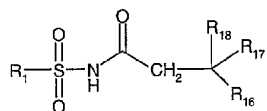
EX	R ₂	R ₄ + R ₅ / R ₃	m.p. / ¹ H-NMR / ¹³ C-NMR
311		 R ₃ = H	172.41, 163.25, 155.17, 134.96, 132.34, 127.84, 109.97, 80.50, 51.60, 51.08, 50.74, 50.03, 42.07, 34.80, 34.11, 33.91, 30.07, 28.89, 20.20
312		 R ₃ = H	170.31, 164.59, 135.38, 132.50, 125.43, 110.85, 109.01, 80.05, 51.55, 51.00, 50.66, 49.95, 41.73, 34.64, 33.73, 33.56, 28.80, 20.16
313		 R ₃ = H	169.30, 163.66, 154.10, 133.70, 130.31, 122.51, 121.09, 109.85, 79.26, 50.61, 50.02, 49.68, 49.01, 40.74, 33.72, 32.70, 27.77, 19.17
314		 R ₃ = F	$\alpha_{D_{25}} = -4.1^\circ$ (optical rotation) Pure (+) isomer of unknown stereochemistry
315		 R ₃ = F	$\alpha_{D_{25}} = +7.9^\circ$ (optical rotation) Pure (-) isomer of unknown stereochem.
316		 R ₃ = H	171.24, 170.90, 163.49, 150.58, 136.63, 134.44, 134.11, 131.78, 131.40, 130.94, 126.18, 125.23, 122.52, 119.73, 116.99, 111.22, 108.84, 59.63, 58.06, 42.49, 34.37, 34.28, 33.44, 19.45

EX	R ₂	R ₄ + R ₅ / R ₃	m.p. / ¹ H-NMR / ¹³ C-NMR
317		 R ₃ = F	144.81, 141.33, 137.70, 133.48, 133.13, 129.59, 128.15, 124.08, 121.36, 80.53, 50.60, 49.55, 49.33, 33.51, 32.01, 31.94, 31.39, 28.85, 19.85
318		 R ₃ = H	171.43, 163.10, 150.47, 142.01, 134.47, 133.36, 133.09, 131.31, 130.53, 129.32, 127.82, 123.88, 121.70, 117.16, 111.31, 59.57, 58.16, 42.39, 34.33, 34.26, 33.32, 19.39
319		 R ₃ = H	169.02, 141.94, 133.36, 133.02, 130.01, 128.69, 80.42, 44.05, 36.25, 29.37, 29.37, 28.86, 28.32
320		 R ₃ = F	157.93, 157.56, 155.27, 144.25, 141.33, 140.98, 140.88, 133.81, 133.47, 133.12, 132.78, 130.25, 130.04, 129.63, 129.51, 129.05, 128.87, 128.60, 128.30, 127.99, 126.79, 124.07, 121.36, 118.64, 80.65, 49.87, 33.80, 33.72, 33.63, 33.54, 33.20, 33.05, 29.54, 29.33, 28.83, 28.30, 28.10
321		 R ₃ = H	167.91, 162.70, 155.31, 138.69, 135.94, 135.90, 135.77, 130.72, 128.77, 127.34, 80.39, 43.88, 36.17, 36.02, 29.57, 29.37, 28.89, 28.38, 28.16

EX	R ₂	R ₄ + R ₅ / R ₃	m.p. / ¹ H-NMR / ¹³ C-NMR
322		 R ₃ = F	155.15, 141.89, 140.47, 140.38, 138.21, 136.13, 136.02, 131.87, 130.84, 128.06, 80.40, 33.69, 33.61, 33.06, 28.84, 26.64
323		 R ₃ = H	168.05, 162.89, 155.36, 134.99, 132.24, 127.87, 127.83, 116.30, 80.41, 53.80, 49.57, 43.96, 36.17, 30.07, 28.87, 26.73, 26.54
324		 R ₃ = F	155.15, 144.33, 141.86, 140.61, 140.51, 134.31, 133.1, 127.96, 127.85, 80.38, 33.71, 33.63, 33.11, 32.96, 28.86, 26.68
325		 R ₃ = H	168.30, 162.87, 155.31, 136.66, 131.80, 126.17, 108.77, 80.40, 43.97, 36.23, 36.11, 29.60, 29.38, 28.88, 28.36, 28.14
326		 R ₃ = F	157.93, 157.57, 155.18, 144.29, 141.82, 140.73, 140.64, 131.16, 126.25, 108.73, 80.43, 33.82, 33.73, 33.57, 33.09, 32
327		 R ₃ = H	163.98, 129.19, 128.90, 126.74, 126.40, 114.47, 79.43, 42.71, 42.50, 38.31, 33.72, 33.50, 29.53, 28.17, 22.54
328		 R ₃ = H	162.79, 138.58, 135.83, 131.66, 129.12, 127.98, 127.68, 127.37, 115.07, 80.37, 43.22, 37.65, 36.81, 28.71

EX	R ₂	R ₄ + R ₅ / R ₃	m.p. / ¹ H-NMR / ¹³ C-NMR
329		 R ₃ = F	172.04, 158.62, 158.25, 145.09, 145.00, 140.10, 138.36, 137.65, 135.96, 135.90, 130.79, 127.27, 78.30, 49.56, 42.02, 40.52, 38.18, 37.10, 33.08, 33.02, 32.33, 32.26, 31.11, 30.66, 30.37, 29.93, 29.71
330		 R ₃ = F	172.02, 158.27, 157.91, 141.29, 139.85, 137.41, 133.48, 133.14, 132.79, 130.34, 49.54, 32.25, 31.13, 30.33, 29.93

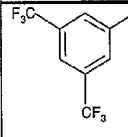

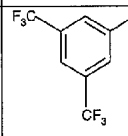
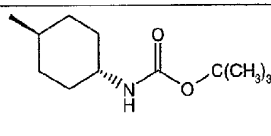
Analogously to methods as described in the PROCEDURES (Examples A to Q), but using appropriate starting materials, compounds of formula

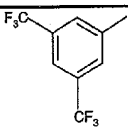
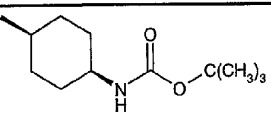
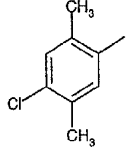
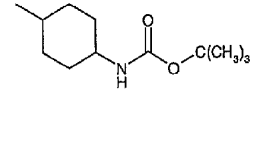
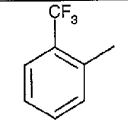
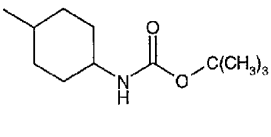
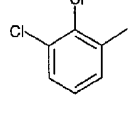
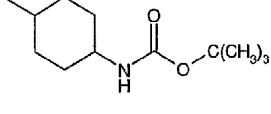
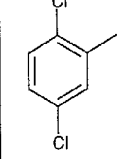
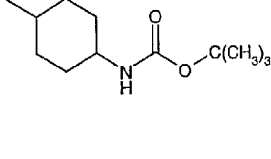


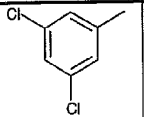
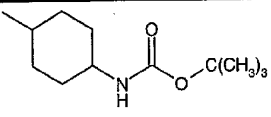
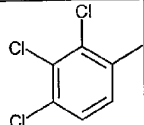
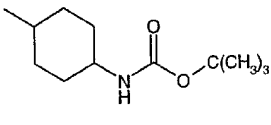
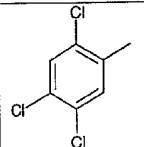
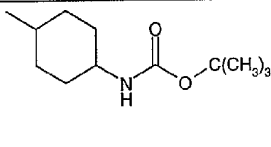
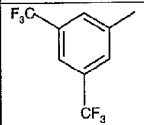
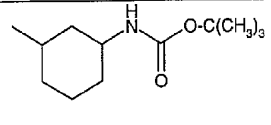
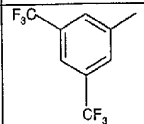
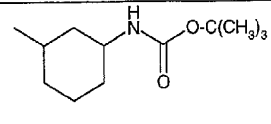
wherein R₁₈ is hydrogen and R₁ and R₁₆ + R₁₇ are as defined

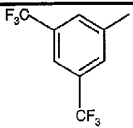
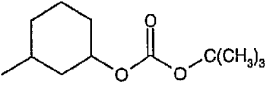
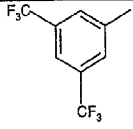
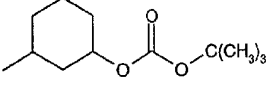
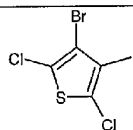
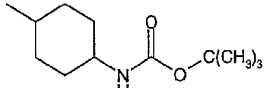
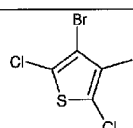
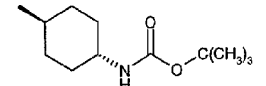
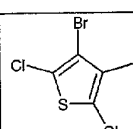
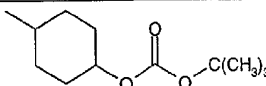
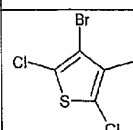
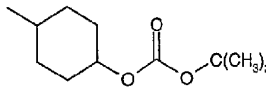
- 5 in TABLE 6 (compounds of formula I, wherein m is 0, n is 1, and R₂ is a group of formula VII) are obtained. If not otherwise indicated ¹³C-NMR and ¹H-NMR data in TABLE 6 are determined in DMSO-d₆.

TABLE 6

EX	R ₁	R ₁₆ + R ₁₇	m.p. / ¹ H-NMR / ¹³ C-NMR
331		 Diastereoisomeric mixture	93-96°
332			0.93 (q, 2H); 1.03 (q, 2H); 1.34 (s, 9H); 1.40-1.50 (m, 3H); 1.65 (d, 2H); 2.07 (d, 2H); 3.07 (m, 1H); 4.50 (broad, 1H); 8.12 (s, 1H); 8.52 (s, 2H)

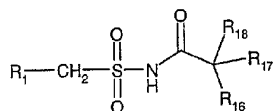
EX	R ₁	R ₁₆ + R ₁₇	m.p. / ¹ H-NMR / ¹³ C-NMR
333			1.12-1.28(m, 2H); 1.45(s, 9H); 1.40-1.70(m, 6H); 1.83-1.94(m 1H); 2.21(d, 2H); 3.62-3.76(m, 1H); 4.60(broad, 1H); 5.33 (broad, 1H); 8.12(s, 1H); 8.50 (s, 2H)
334			0.90 (q, 1H); 1.07 (q, 1H); 1.20- 1.52 (m, 6H); 1.37/1.39 (s, 9H); 1.63-1.78 (m, 1H); 2.10/2.17 (d, 2H); 2.38 (s, 3H); 2.52 (s, 3H); 3.10/3.40 (m, 1H); 7.15/7.21 (d, 1H); 7.52 (s, 1H); 7.80 (s, 1H); 12.18/12.22 (s, 1H)
335			0.88 (q, 2H); 1.05 (q, 2H); 1.18- 1.54 (m, 6H); 1.36/1.37 (s, 9H); 1.63-1.78 (m, 1H); 2.12/2.18 (d, 2H); 3.10/3.40 (m, 1H); 6.63/ 6.70 (d, 1H); 7.88-8.04 (m, 3H); 8.30 (m, 1H); 12.36 (s, 1H)
336			0.88 (d, 1H); 1.07 (d, 1H); 1.18- 1.53 (m, 6H); 1.36/1.38 (s, 9H); 1.64-1.79 (m, 1H); 2.10/2.17 (d, 2H); 3.33-3.41 (m, 1H); 6.30 (broad, 1H); 7.56 (dt, 1H); 7.91 (dd, 1H); 8.04 (dd, 1H); 12.3 (broad, 1H)
337			0.90 (q, 1H); 1.08 (q, 1H); 1.20- 1.30(m, 2H); 1.30-1.54 (m, 4H); 1.37/1.38 (s, 9H); 1.65-1.81 (m, 1H); 2.13/2.20(d, 2H); 3.10/3.40 (m, 1H); 6.63/6.70 (d, 1H); 7.73 (d, 1H); 7.81 (d, 1H); 8.03 (s, 1H)

EX	R ₁	R ₁₆ + R ₁₇	m.p. / ¹ H-NMR / ¹³ C-NMR
338			0.91 (q, 1H); 1.08 (q, 1H); 1.18-1.32 (m, 2H); 1.36 (s, 9H); 1.35-1.56 (m, 3H); 1.65-1.80 (m, 2H); 2.13/2.17 (d, 2H); 3.10/3.41 (m, 1H); 6.62-6.73 (m, 1H); 7.85 (s, 2H); 8.06 (s, 1H); 12.0 (broad, 1H)
339			1.12 (q, 1H); 1.27 (q, 1H); 1.30-1.50 (m, 2H); 1.56/1.57 (s, 9H); 1.60-1.75 (m, 3H); 1.84-2.02 (m, 2H); 2.34/2.40 (d, 2H); 3.31/3.61 (m, 1H); 6.85/6.91 (d, 1H); 8.13 (d, 1H); 8.29 (d, 1H); 12.4 (broad, 1H)
340			0.90 (q, 1H); 1.08 (q, 1H); 1.20-1.32 (m, 2H); 1.37/1.38 (s, 9H); 1.35-1.55 (m, 3H); 1.66-1.80 (m, 2H); 2.12/2.18 (d, 2H); 3.10/3.40 (m, 1H); 6.64/6.70 (d, 1H); 8.15 (s, 1H); 8.16 (s, 1H); 12.7 (broad, 1H)
341		 Pure isomer 1 of unknown stereochemistry	(CDCl ₃): 170.84, 141.87, 133.31, 132.97, 132.62, 129.30, 127.73, 124.11, 121.39, 47.03, 44.35, 38.28, 35.32, 32.48, 30.38, 28.80
342		 Pure isomer 2 of unknown stereochemistry	(CDCl ₃): 170.90, 141.79, 133.32, 132.97, 129.31, 127.73, 124.10, 44.28, 35.90, 32.74, 28.78, 28.43, 26.43

EX	R ₁	R ₁₆ + R ₁₇	m.p. / ¹ H-NMR / ¹³ C-NMR
343		 Pure isomer 1 of unknown stereochemistry	(CDCl ₃): 153.06, 132.95, 132.67, 128.63, 127.31, 123.40, 121.23, 82.06, 75.40, 43.47, 33.48, 31.03, 30.50, 27.78
344		 Pure isomer 2 of unknown stereochemistry	(CDCl ₃): 169.97, 153.49, 141.64, 133.73, 133.45, 133.18, 132.90, 129.37, 127.94, 123.81, 121.64, 82.27, 72.32, 43.62, 33.61, 29.49, 28.24, 27.24
345		 Diastereoisomeric mixture	0.95(q,1H);1.11(q,1H);1.22-1.36 (m,2H);1.38(s,9H);1.40-1.60 (m, 3H);1.68-1.87(m, 2H);2.15/ 2.21 (d,2H);3.13/3.44(m,1H); 6.73/ 6.68 (d,1H); 12.8 (broad, 1H)
346		 Pure isomer (trans)	0.97 (q, 2H), 1.15 (q, 2H), 1.55-1.68 (m, 3H), 1.77 (d, 2H), 2.18 (d, 2H), 3.12-3.22 (m, 1H), 6.71 (d, 1H, NH)
347		 Pure isomer 1 of unknown stereochemistry	(CDCl ₃): 170.55, 153.54, 137.42, 131.23, 126.33, 108.60, 82.22, 72.46, 72.40, 43.40, 33.39, 29.53, 28.31, 28.24, 27.28
348		 Pure isomer 1 of unknown stereochemistry	(CDCl ₃): 169.93, 153.01, 137.07, 130.76, 129.02, 128.22, 126.01, 125.29, 108.13, 81.96, 75.37, 42.90,

EX	R ₁	R ₁₆ + R ₁₇	m.p. / ¹ H-NMR / ¹³ C-NMR
		Pure isomer 2 of unknown stereochemistry	33.25, 31.09, 30.53, 27.80, 21.44

Analogously to methods as described in the PROCEDURES (Examples A to Q), but using appropriate starting materials, compounds of formula

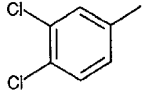
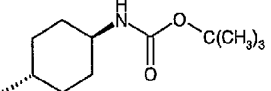
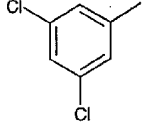
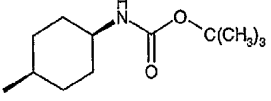
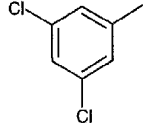
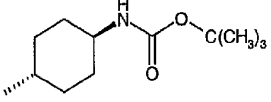
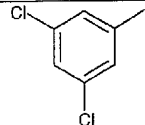
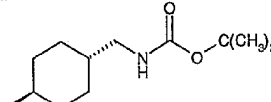
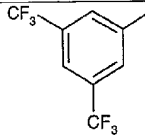
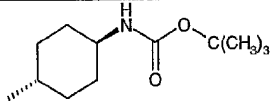


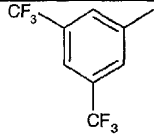
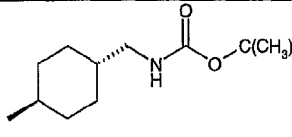
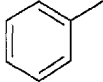
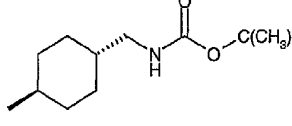
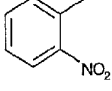
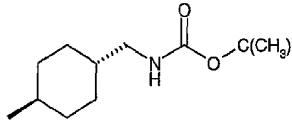
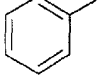
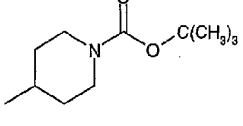
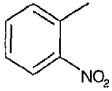
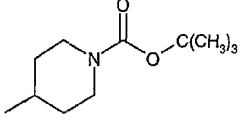
wherein R₁₆ is hydrogen and R₁ and R₁₆ + R₁₇ are as

- 5 defined in TABLE 7 (compounds of formula I, wherein m is 1, n is 0, and R₁ is a group of formula VII) are obtained. If not otherwise indicated in TABLE 7 ¹³C-NMR and ¹H-NMR data in TABLE 7 are determined in CDCl₃.

TABLE 7

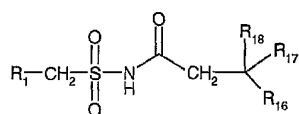
EX	R ₁	R ₁₆ + R ₁₇	m.p. / ¹ H-NMR
349			m.p.= 212-215°
350			(DMSO-d ₆): 11.52(s,1H), 7.70 (d, J = 8.4Hz,1H), 7.50(d,J=2Hz, 1H), 7.26(dd,J=8.4 + 2 Hz, 1H), 4.73 (s, 2H), 3.72 (br.s, 1H), 2.62 (s, 3H), 2.06 – 2.14 (m, 1H), 1.36 – 1.80 (m, 8 H), 1.37 (s, 9H)
351			(DMSO-d ₆): 11.33 (s, 1H), 7.68 (d, J = 8.3 Hz, 1H); 7.51 (d, J = 2 Hz, 1H), 7.26 (dd, J = 2 + 8.3 Hz, 1H), 6.74 (br.d, J = 6.6 Hz, 1H), 4.73 (s, 2H), 3.43 (br.s, 1H), 2.19 – 2.28 (m, 1H), 1.40 – 1.77 (m, 8 H), 1.37 (s, 9H)

EX	R ₁	R ₁₆ + R ₁₇	m.p. / ¹ H-NMR
352			m.p.: 211-215°
353			8.40 (s, 1H), 7.39 (s, 1H), 7.24 (s, 2H), 4.63 (s, 2H), 3.69 (br.s, 1H), 2.30 (br.s, 1H), 1.55 – 1.78 (br.m, 8H), 1.44 (s, 9H)
354			(DMSO-d ₆): 11.50 (s, 1H), 7.66 (t, J = 1.9 Hz, 1H), 7.29 (d, J = 1.9 Hz, 2H), 6.68 (d, J = 7.8 Hz, 1H), 4.73 (s, 2H), 3.10 – 3.20 (br.s, 1H), 2.05 (tt, J = 3.3 + 11.9 Hz, 1H), 1.63 – 1.82 (m, 4H), 1.28 – 1.42 (m, 2H), 1.35 (s, 9H), 1.00 – 1.14 (m, 2H)
355			(DMSO-d ₆): 11.49 (s, 1H), 7.66 (s, 1H), 7.29 (s, 2H), 6.78 (t, J = 5.6 Hz, 1H), 4.72 (s, 2H), 2.73 (t, J = 6.3 Hz, 2H), 2.08 (t, J = 11.8 Hz, 1H), 1.63 – 1.73 (m, 4H), 1.35 (s, 9H), 1.22 – 1.35 (m, 2H), 0.73 – 0.86 (m, 2H)
356			(DMSO-d ₆) 11.52 (s, 1H), 8.18 (s, 1H), 7.95 (s, 2H), 6.66 (d, J = 7.3 Hz, 1H), 4.97 (s, 2H), 3.07 – 3.18 (m, 1H), 2.04 (tt, J = 3.2 + 8.6 Hz), 1.62 – 1.80 (m, 4H), 1.35 (s, 9H), 1.26 – 1.35 (m, 2H), 0.98 – 1.11 (m, 2H)

EX	R ₁	R ₁₆ + R ₁₇	m.p. / ¹ H-NMR
357			204-207
358			0.93 (s, 9H); 1.42 (s, 9H); 1.23-1.62 (m, 3H); 1.78-2.14 (m, 5H); 2.98 (t, 2H); 4.58 (broad, 1H); 4.64 (s, 2H); 7.26-7.40 (m, 5H); 7.58 (s, 1H)
359			0.98 (q, 2H); 1.42 (s, 9H); 1.52-2.20 (m, 8H); 2.99 (t, 2H); 4.59 (broad, 1H); 5.24 (s, 2H); 7.40-7.65 (m, 3H); 8.01 (d, 1H); 8.14 (s, 1H)
360			1.42 (s, 9H); 1.40-1.78 (m, 4H); 2.21 (m, 1H); 2.92 (t, 2H); 4.06 (d, 2H); 4.68 (s, 2H); 7.30-7.40 (m, 5H); 7.75 (s, 1H)
361			1.44 (s, 9H); 1.45-1.90 (m, 4H); 2.33 (m, 1H); 2.78 (t, 2H); 4.10 (d, 2H); 5.22 (s, 2H); 7.42-7.70 (m, 3H); 7.92 (broad, 1H); 8.03 (d, 1H)

Analogously to methods as described in the PROCEDURES (Examples A to Q), but using appropriate starting materials, compounds of formula

- 108 -



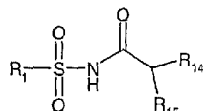
wherein R_{18} is hydrogen and R_1 and $R_{16} + R_{17}$ are as defined in TABLE 8 (compound of formula I, wherein m is 1, n is 1, and R_2 is a group of formula VII) are obtained.

TABLE 8

EX	R_1	$R_{16} + R_{17}$	$^1\text{HNMR}$
362			(DMSO- d_6): 11.63 (s, 1H), 8.18 (s, 1H), 7.99 (s, 2H), 5.00 (s, 2H), 3.86 (d, $J = 12.7$ Hz, 2H), 2.67 (br.s, 1H), 2.13 (d, $J = 7$ Hz, 2H), 1.76 – 1.89 (m, 1H), 1.50 – 1.60 (m, 2H), 1.37 (s, 9H), 0.88 – 1.03 (m, 2H)

5

Analogously to methods as described in the PROCEDURES (Examples A to Q), but using appropriate starting materials, compounds of formula

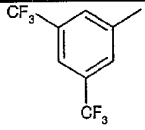
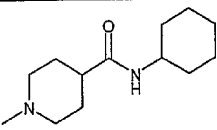
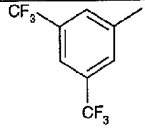
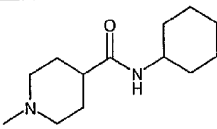
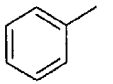
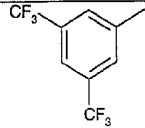
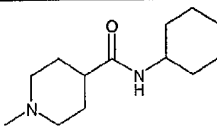
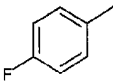
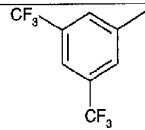
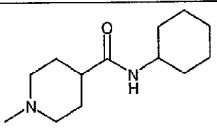
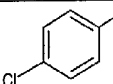
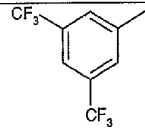
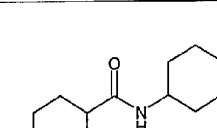
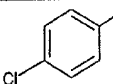


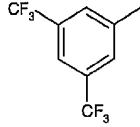
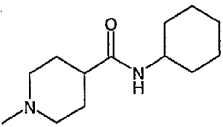
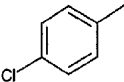
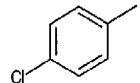
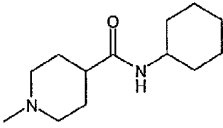
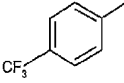
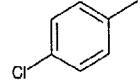
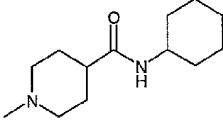
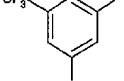
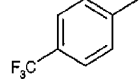
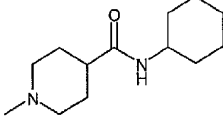
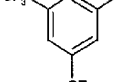
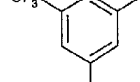
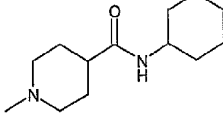
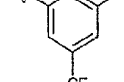
wherein R_1 , R_{14} and R_{15} are as defined in TABLE 9 (compounds of formula I, wherein m is 0, n is 0, and R_1 is a group of formula VI) are obtained. If not otherwise indicated $^{13}\text{C-NMR}$ and $^1\text{HNMR}$ data in TABLE 9 are determined in DMSO- d_6 .

10

TABLE 9

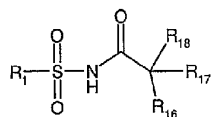
EX	R_{14}	R_{15}	R_1	m.p. / $^1\text{HNMR}$
363				150-154°

EX	R ₁₄	R ₁₅	R ₁	m.p. / ¹ HNMR
364			CF ₃	171-175°
365				169-171°
366				140-145°
367				229-231° Racemate
368		 1-[(S)-1-(3,5-Bis-trifluoro-methylphenyl)-(4-chloro-benzenesulfonylamino)-2-oxo-ethyl]-piperidine-4-carboxylic acid cyclohexylamide		9.7 (s br NH), 8.19 (s, 1H), 8.0 (s, 2H), 7.73 (d, J=8Hz, NH), 7.5 (d, J=8.5 Hz, 2H), 7.37(d, J=8.5Hz, 2H), 4.95(s, 1H), 3.46(m, 2H), 2.85 (m, 2H), 2.71 (m, 1H), 2.27 (m, 1H), 1.85 (m, 3H), 1.67 (m, 4H), 1.53 (m, 1H), 1.16 (m, 6H)

EX	R ₁₄	R ₁₅	R ₁	m.p. / ¹ HNMR
369		 1-[(R)-1-(3,5-Bis-trifluoro-methylphenyl)-(4-chloro-benzenesulfonylamino)-2-oxo-ethyl]-piperidine-4-carboxylic acid cyclohexylamide		9.76 (s, br, NH), 8.19 (s, 1H), 8.08 (s, 2H), 7.73 (d, J=8 Hz, NH), 7.54 (d, J=8.5 Hz, 2H), 7.37 (d, J=8.5 Hz, 2H), 4.95 (s, 1H), 3.46 (m, 2H), 2.85 (m, 2H), 2.71 (m, 1H), 2.27 (m, 1H), 1.85 (m, 3H), 1.67 (m, 4H), 1.53 (m, 1H), 1.16 (m, 6H)
370				250-254°
371				254-257°
372				249-251°
373				7.89 (s, br, 3H), 7.72 (d, J=8.1 Hz, 2H), 7.63 (d, J=8.2 Hz, 2H), 7.53 (s, br, 1H), 3.85 (s, br, 1H), 3.47 (m, 1H), 2.77 (s, 1H), 2.50 (s, br, 1H), 1.99 (s, br, 2H), 1.88 (s, br, 1H), 1.65 (m, 4H), 1.52 (m, 4H), 1.21 (m, 3H), 1.16 (m, 3H)

- 111 -

Analogously to methods as described in the PROCEDURES (Examples A to Q), but using appropriate starting materials, compounds of formula



wherein R_1 , $R_{16} + R_{17}$ and R_{18} are as defined in TABLE 10

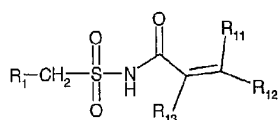
(compounds of formula I, wherein m is 0, n is 0, and R_2 is a group of formula VII) are

5 obtained.

TABLE 10

EX	$R_{16} + R_{17}$	R_{18}	R_1	$^1\text{HNMR} / ^{13}\text{C-NMR}$
374				175.20, 168.92, 152.57, 135.26, 134.93, 133.67, 133.33, 132.98, 132.83, 132.63, 129.88, 129.27, 127.71, 126.82, 125.06, 124.10, 122.35, 121.99, 121.38, 117.92, 59.79, 54.81, 43.10, 32.94, 28.94, 25.10
375				174.98, 155.00, 141.65, 133.42, 133.07, 129.25, 127.83, 121.33, 80.13, 59.57, 44.31, 44.10, 32.40, 28.77, 28.11, 25.45

Analogously to methods as described in the PROCEDURES (Examples A to Q), but using appropriate starting materials, compounds of formula



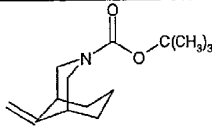
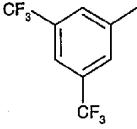
wherein R_{13} is hydrogen and R_1 and $R_{11} + R_{12}$ are as

defined in TABLE 11 (compounds of formula I, wherein m is 1, n is 0, and R_2 is a group of formula V) are obtained.

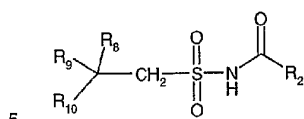
10

- 112 -

TABLE 11

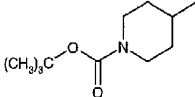
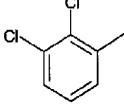
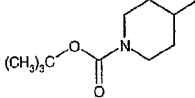
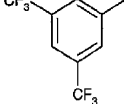
EX	R ₁₁ + R ₁₂	R ₁	¹ HNMR
376			(CDCl ₃): 7.92(s,1H), 7.83(s,2H), 7.50 (br.s,1H), 5.46(s,1H), 4.81(s,2H), 4.04 – 4.42 (m, 2H), 2.92 – 3.13 (m, 2H), 1.40–.30 (m 8H) 1.46(s, 9)

Analogously to methods as described in the PROCEDURES (Examples A to Q), but using appropriate starting materials, compounds of formula

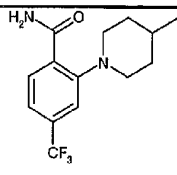
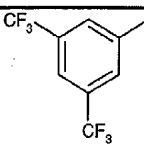
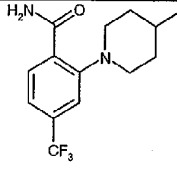
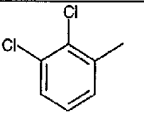
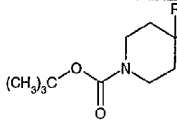
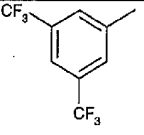
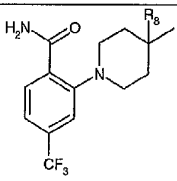
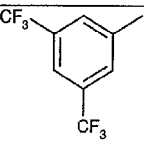
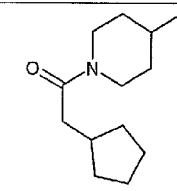
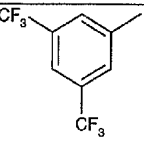


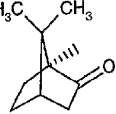
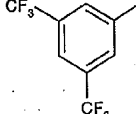
wherein R₈ is hydrogen or is as defined in TABLE 12 and R₂ and R₉ + R₁₀ are as defined in TABLE 12 (compounds of formula I, wherein m is 0, n is 1, R₁ is a group of formula VII) are obtained.

TABLE 12

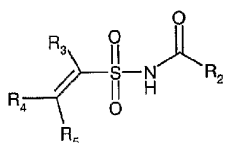
EX	R ₉ + R ₁₀	R ₂	m.p. / ¹ HNMR
377			(DMSO-d ₆): 1.12 (dq, 2H), 1.40 (s, 9H), 1.85 (dd, 2H), 2.03 (m, 1H), 2.65-2.71 (m, 2H), 3.07 (d, 2H), 3.87 (broad d, 2H), 7.29 (dd, 1H), 7.32 (dd, 1H), 7.51 (dd, 1H)
378			(DMSO-d ₆): 8.45 (s, 2 H), 8.12 (s, 1H), 3.80 (br.d, J = 12.5 Hz, 2H), 2.46 (d, J = 6.3 Hz, 2 H), 2.70 (br. s, 2H), 1.90 – 1.98 (m, 1H), 1.80 (br.d, J = 13.3 Hz, 2H), 1.00 – 1.12 (m, 2H)

- 113 -

EX	R ₉ + R ₁₀	R ₂	m.p. / ¹ HNMR
379			268-273°
380			m.p.: 173-176°
381	 wherein R ₉ is OH		m.p.: 154-159°
382	 wherein R ₉ is OH		(DMSO-d ₆): 1.38 (s, 9H), 1.59 (d, 2H), 1.70 (m, 2H), 3.05 (broad, 2H), 3.35 (s, 2H), 3.60 (broad d, 2H), 4.91 (s, 1H, OH), 8.18 (s, 1H), 8.46 (s, 2H)
383			(CDCl ₃): 2 rotamers, selected signals: 11.30 (br.s, 1H), 8.62 (s, 2H), 8.08 (s, 1H), 4.60 + 3.95 (2 x br.d, J = 13 Hz, 2 x 1H), 3.16 + 3.13 (2 x d, J = 12 Hz, 2H), 2.63 (t, J = 12 Hz, 1H)

EX	R ₉ + R ₁₀	R ₂	m.p. / ¹ H-NMR
384			(DMSO-d ₆): 0.78 (s, 3H), 1.04 (s, 3H), 1.32 (m, 1H), 1.40 (m, 1H), 1.84-1.92 (m, 2H), 1.97 (m, 1H), 2.29 (m, 1H), 2.62 (m, 1H), 3.26 and 3.47 (AB, 2H), 8.15 (broad, 1H), 8.48 (broad, 2H)

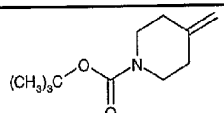
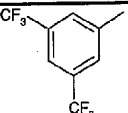
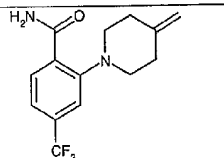
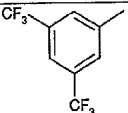
Analogously to methods as described in the PROCEDURES (Examples A to Q), but using appropriate starting materials, compounds of formula



wherein R₃ is hydrogen, and R₂ and R₄ + R₅ are as defined in

- 5 TABLE 13 (compounds of formula I, wherein m is 0, n is 0, R₁ is a group of formula II, and R₂ is (C₆₋₁₈)aryl), are obtained.

TABLE 13

EX	R ₄ + R ₅	R ₂	¹ H-NMR
385			(DMSO-d ₆): 1.42 (s, 9H), 2.33 (t, 2H), 2.82 (t, 2H), 3.44 (broad, 4H), 6.61 (s, 1H), 8.41 (s, 1H), 8.57 (s, 2H)
386			(DMSO-d ₆): 2.40 (m, 2H), 2.93-3.10 (m, 6H), 6.44 (s, 1H), 7.27 (s, 1H), 7.36 (d, 1H), 7.66 (s, 1H), 7.70 (s, 1H), 8.15 (d, 2H, NH), 8.48 (s, 2H)

2002350490 20 Jun 2006

- 114A -

The reference in this specification to any prior publication (or information derived from it), or to any matter which is known, is not, and should not be taken as an acknowledgment or admission or any form of suggestion that that prior publication
5 (or information derived from it) or known matter forms part of the common general knowledge in the field of endeavour to which this specification relates.

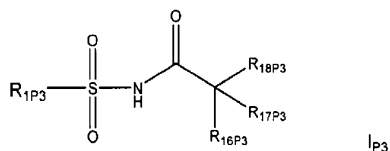
Throughout this specification and the claims which follow, unless the context requires otherwise, the word "comprise", and variations such as "comprises" and
10 "comprising", will be understood to imply the inclusion of a stated integer or step or group of integers or steps but not the exclusion of any other integer or step or group of integers or steps.

2002350490 20 Jun 2006

- 115 -

THE CLAIMS DEFINING THE INVENTION ARE AS FOLLOWS:

1. A compound of formula Ip₃



wherein R_{1P3} is unsubstituted or substituted phenyl or thienyl,
R_{16P3} and R_{17P3} together with the carbon atom to which they are attached
are a bridged (C₅₋₁₂)cycloalkyl ring system which is substituted by

- 10
- (C₄₋₁₂)alkyl,
 - (C₁₋₆)alkyl, substituted by hydroxy, phenyl,
 - unsubstituted phenyl and substituted phenyl,
 - (C₁₋₆)alkoxycarbonylamino, e.g. tert.butoxycarbonylamino,
 - (C₁₋₆)alkoxycarbonyl(C₁₋₆)alkyl,

15

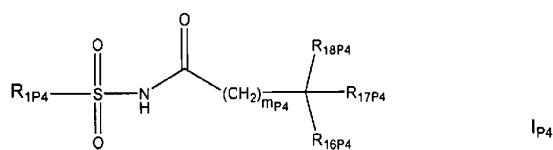
 - (C₃₋₈)cycloalkylcarbonyl(C₁₋₆)alkyl,
 - (C₃₋₈)cycloalkoxycarbonyl(C₁₋₆)alkyl,
 - (C₁₋₆)alkylcarbonyl wherein alkyl is unsubstituted or substituted,
e.g. by hydroxy,
 - (C₃₋₈)cycloalkyl,

20

 - (C₃₋₈)cycloalkylamino(C₁₋₆)alkyl,

R_{18P3} is hydrogen; OR

a compound of formula Ip₄



wherein

2002350490 20 Jun 2006

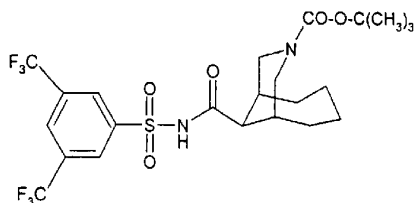
- 116 -

R_{1P4} is unsubstituted or substituted phenyl or thienyl,
 R_{16P4} and R_{17P4} together with the carbon atom to which they are attached
 are a substituted bridged (C₅₋₁₂)cycloalkyl ring system, substituted
 piperidine or substituted bridged piperidine,

5 R_{18P4} is hydrogen or hydroxyl,
 m_{P4} is 1.

2. A compound of formula I_{P4} according to claim 1 wherein R_{18P4} is hydrogen.

10 3. A compound of claim 1 which is a compound of formula



15

4. A compound of any one of claims 1 to 3 in the form of a salt.

5. A compound of any one of claims 1 to 4 for use as a pharmaceutical.

20

6. A method of treating disorders mediated by the action of steroid sulfatase
 comprising administering a therapeutically effective amount of a compound
 according to any one of claims 1 to 4 to a subject in need of such treatment.

25 7. A pharmaceutical composition comprising a pharmaceutically effective
 amount of at least one compound of any one of claims 1 to 4 in association
 with at least one pharmaceutically acceptable excipient.

8. A compound of any one of claims 1 to 4 in combination with at least one
 30 other pharmaceutically effective agent for use as a pharmaceutical.

20 Jun 2006

2002350490

- 117 -

9. Use of a compound according to any one of claims 1 to 4 in the manufacture of a medicament for treating disorders mediated by the action of steroid sulfatase.
- 5 10. A compound according to claim 1 or claim 2 substantially as hereinbefore described.

DATED this 20th day of June, 2006

10 **Novartis AG**

By DAVIES COLLISON CAVE
Patent Attorneys for the Applicant