



US00D794848S

(12) **United States Design Patent**
Komuro et al.

(10) **Patent No.:** **US D794,848 S**

(45) **Date of Patent:** **** Aug. 15, 2017**

(54) **HEADLAMP FOR AN AUTOMOBILE**

(71) Applicant: **Nissan Motor Co., Ltd.**, Yokohama,
Kanagawa (JP)

(72) Inventors: **Hideo Komuro**, Tokyo (JP); **Shinichi Nakagawa**, Kanagawa (JP)

(73) Assignee: **Nissan Motor Co., Ltd.**, Yokohama (JP)

(**) Term: **15 Years**

(21) Appl. No.: **29/563,977**

(22) Filed: **May 10, 2016**

(30) **Foreign Application Priority Data**

Nov. 11, 2015 (JP) 2015-025162

(51) **LOC (10) Cl.** **26-06**

(52) **U.S. Cl.**
USPC **D26/28**

(58) **Field of Classification Search**
USPC D26/28–36; 362/80–83, 267–269,
362/459–468, 475–478, 485–487
(Continued)

(56) **References Cited**

U.S. PATENT DOCUMENTS

D528,681 S * 9/2006 Nakahara D26/28
D528,685 S * 9/2006 Yoshida D26/28
(Continued)

FOREIGN PATENT DOCUMENTS

JP D1461043 S 2/2013
JP D1465107 S 3/2013
(Continued)

Primary Examiner — Marcus Jackson

(74) *Attorney, Agent, or Firm* — Global IP Counselors,
LLP

(57) **CLAIM**

The ornamental design for a headlamp for an automobile, as shown and described.

DESCRIPTION

FIG. 1 is an outside elevational view of a headlamp for an automobile in accordance with a first embodiment of our new design;

FIG. 2 is an inside elevational view of the headlamp in accordance with the first embodiment of our new design of FIG. 1;

FIG. 3 is a top plan view of the headlamp in accordance with the first embodiment of our new design of FIGS. 1 and 2; FIG. 4 is a bottom plan view of the headlamp in accordance with the first embodiment of our new design of FIGS. 1 to 3;

FIG. 5 is a front side elevational view of the headlamp in accordance with the first embodiment of our new design of FIGS. 1 to 4;

FIG. 6 is a rear side elevational view of the headlamp in accordance with the first embodiment of our new design of FIGS. 1 to 5; and,

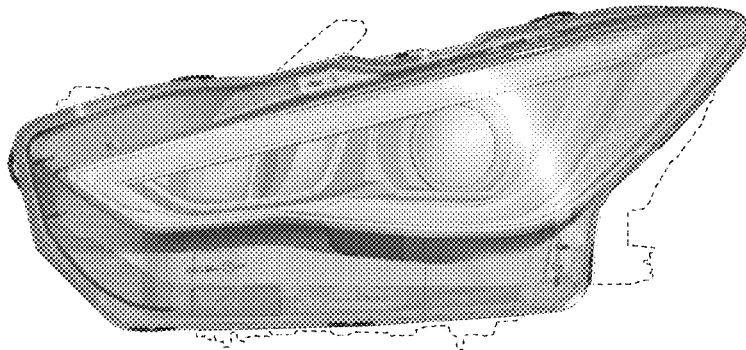
FIG. 7 is a front side perspective view of the headlamp in accordance with the first embodiment of our new design of FIGS. 1 to 6.

The inside elevational view of FIG. 2 and the rear side elevational view of FIG. 6 form no part of the claimed design. In addition, the headlamp is configured to be mounted to an automobile. The mounting structure and support structure of the headlamp, visible in FIGS. 1 to 7, form no part of the claimed design since the mounting structure and support structure are hidden when the headlamp is mounted to the automobile.

In addition, the appearance of the rear side structures and inside side structures of the headlamp as seen in FIGS. 1, 3, 4, 5 and 7 is for purpose of illustrating the boundaries of the exterior surface of the outside of the headlamp, and forms no part of the claimed design.

A second embodiment of our new design is identical to the first embodiment except that the second embodiment of our new design includes the mirror image of the headlamp shown in FIGS. 1 to 7.

1 Claim, 7 Drawing Sheets



(58)	Field of Classification Search		JP	D1461163 S	1/2014
	CPC	F21S 48/00; F21S 48/10; F21S 48/115;	JP	D1498531 S	6/2014
		F21S 48/225; F21S 48/1233; F21S	JP	D1499007 S	6/2014
		48/1266; F21S 48/1388; F21S 48/2268;	JP	D1474963 S	7/2014
		F21V 21/04	JP	D1475369 S	7/2014
	See application file for complete search history.		JP	D1503981 S	8/2014
			JP	D1504929 S	8/2014
			JP	D1479979 S	9/2014
(56)	References Cited		JP	D1486356 S	12/2014
	U.S. PATENT DOCUMENTS		JP	D1518111 S	2/2015
			JP	D1518266 S	2/2015
			JP	D1518517 S	3/2015
	D544,114 S *	6/2007 Ohta	JP	D1524465 S	5/2015
	D544,614 S *	6/2007 Markefka	JP	D1500192 S	6/2015
	D549,857 S *	8/2007 Lin	JP	D1525054 S	6/2015
	D561,358 S *	2/2008 Tachibana	JP	D1525695 S	6/2015
	D675,354 S	1/2013 Sakai et al.	JP	D1526533 S	6/2015
	D684,714 S	6/2013 Fuchigami et al.	JP	D1527822 S	6/2015
	D695,936 S	12/2013 Ishizuka et al.	JP	D1530858 S	8/2015
	D708,375 S	7/2014 Endo	JP	D1530866 S	8/2015
	D752,785 S	3/2016 Horiuchi et al.	JP	D1531002 S	8/2015
			JP	D1533190 S	9/2015
			JP	D1546167 S	3/2016
	FOREIGN PATENT DOCUMENTS		JP	D1550043 S	5/2016
			JP	D1540800 S	6/2016
JP	D1465870 S	4/2013	JP	D1551307 S	6/2016
JP	D1474630 S	7/2013	JP	D1552160 S	6/2016
JP	D1480726 S	9/2013	JP	D1553547 S	7/2016
JP	D1485751 S	12/2013	JP	D1555743 S	8/2016
JP	D1485755 S	12/2013	JP	D1555759 S	8/2016
JP	D1486656 S	12/2013			
JP	D1486678 S	12/2013			

* cited by examiner

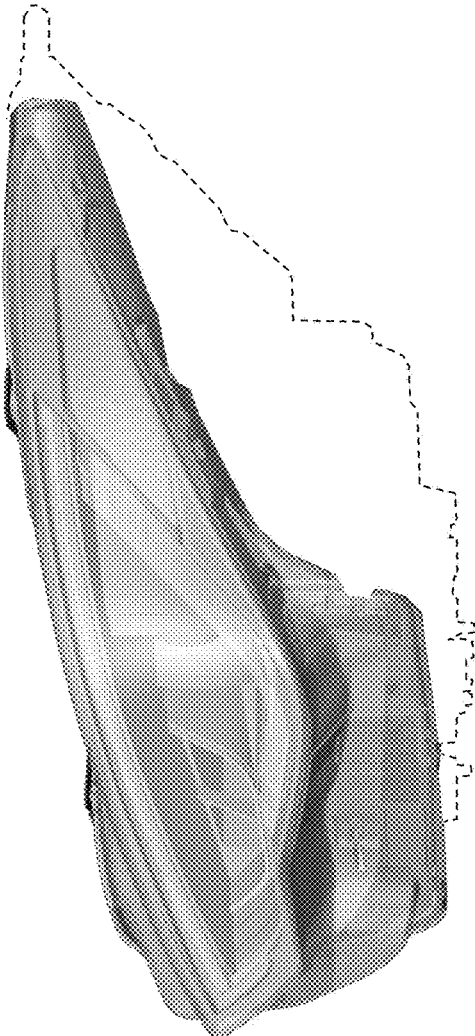


FIG. 1

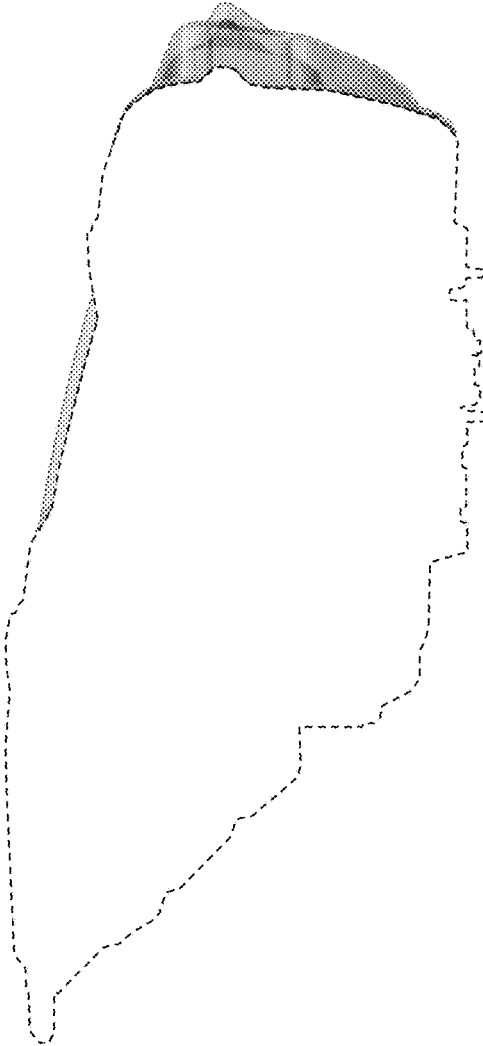


FIG. 2

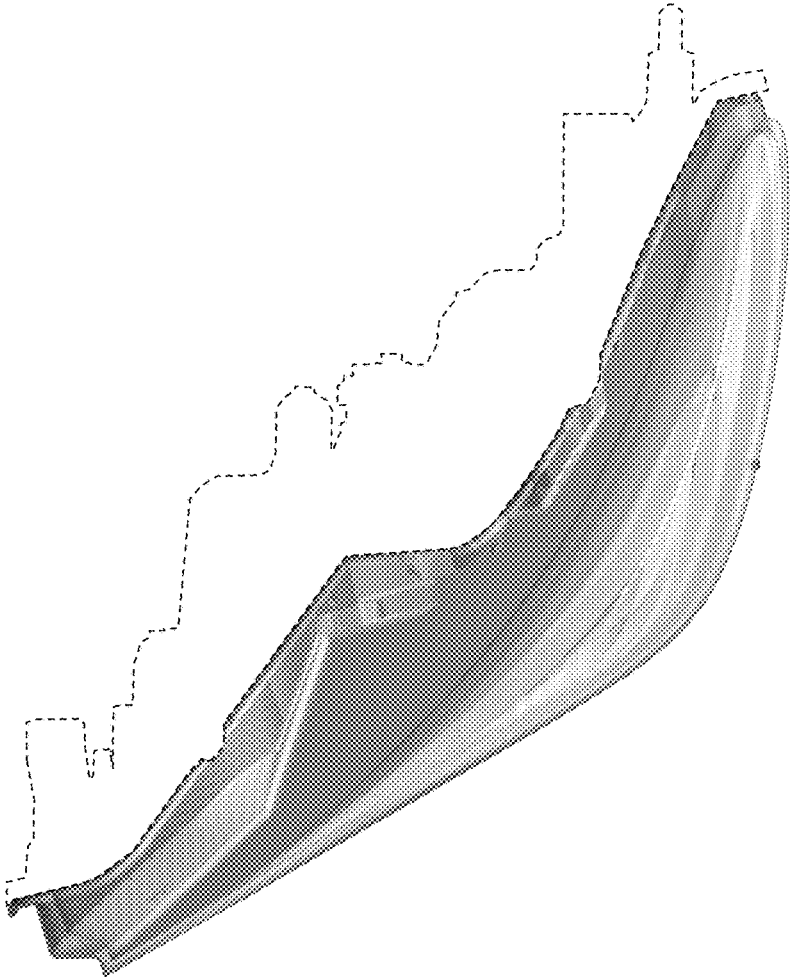


FIG. 3



FIG. 4

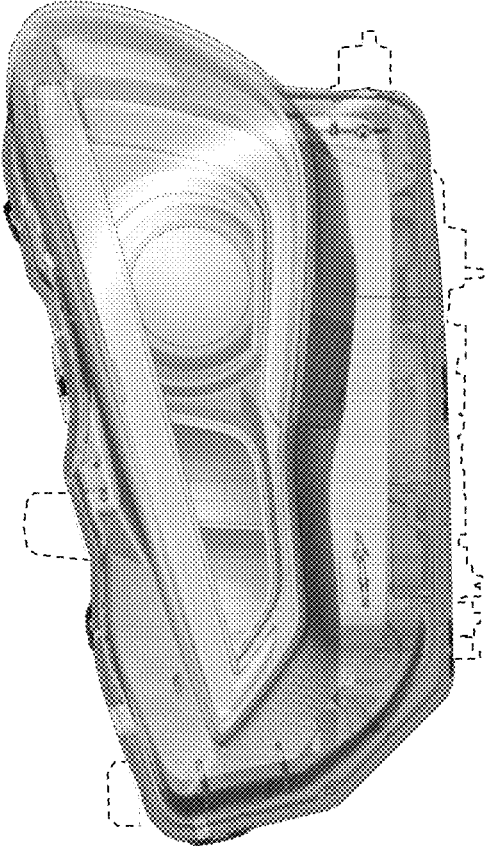


FIG. 5

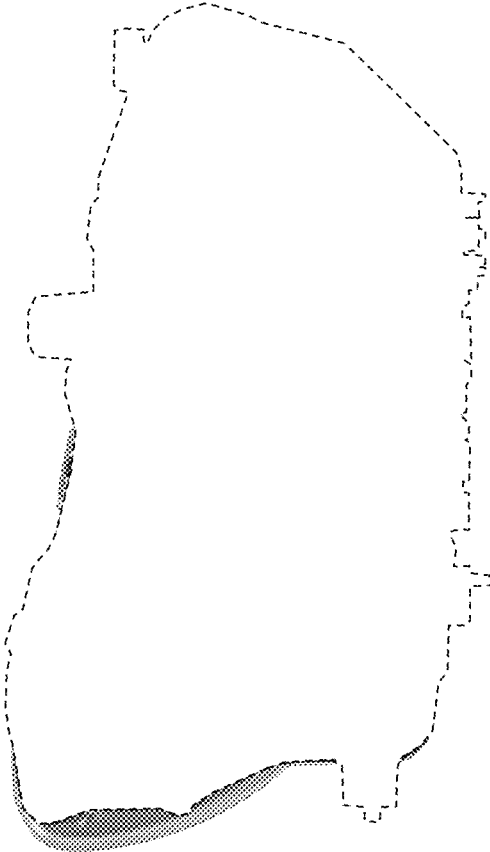


FIG. 6

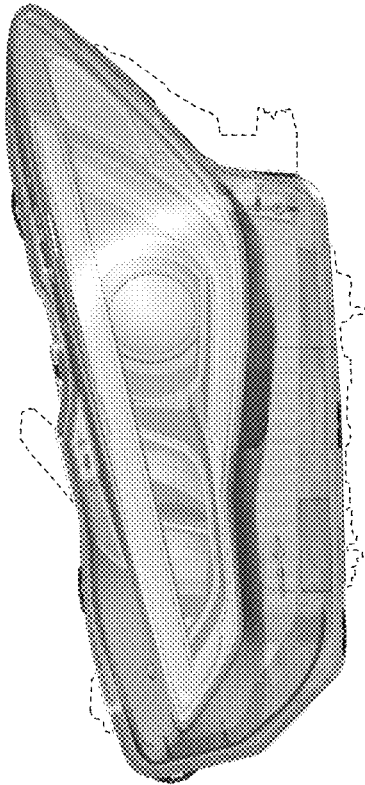


FIG. 7