



US00D733780S

(12) **United States Design Patent**
Chen

(10) **Patent No.:** **US D733,780 S**

(45) **Date of Patent:** **** Jul. 7, 2015**

(54) **IP CAMERA**

(71) Applicant: **Sercomm Corporation**, Taipei (TW)

(72) Inventor: **Chia-An Chen**, New Taipei (TW)

(73) Assignee: **SERCOMM CORPORATION**, Taipei (TW)

(**) Term: **14 Years**

(21) Appl. No.: **29/480,204**

(22) Filed: **Jan. 24, 2014**

(51) **LOC (10) Cl.** **16-01**

(52) **U.S. Cl.**
USPC **D16/202**

(58) **Field of Classification Search**
USPC D16/200, 202-205, 208, 218, 219;
348/14.01-14.06, 143, 148, 373-376;
396/427, 535, 539-541
CPC G03B 17/02; G03B 19/04; G03B 17/56;
G03B 17/04; G03B 15/03; H04N 5/2251;
H04N 5/2252; H04N 5/2253; H04N 5/2254;
H04N 2007/145; H04N 7/141; H04N 7/142;
H04N 7/147; H04N 7/148; H04N 7/15;
H04N 7/152

See application file for complete search history.

(56) **References Cited**

U.S. PATENT DOCUMENTS

D448,784 S *	10/2001	Perez et al.	D16/202
D479,259 S *	9/2003	Shao et al.	D16/218
D480,741 S *	10/2003	Berger et al.	D16/202
D490,455 S *	5/2004	Chen	D16/202
D534,196 S *	12/2006	Kim et al.	D16/202
D594,047 S *	6/2009	Lee	D16/202
D618,265 S *	6/2010	Wozniak	D16/202
D649,573 S *	11/2011	Al	D16/203
D674,426 S *	1/2013	Konishi et al.	D16/202
D674,832 S *	1/2013	Zhang	D16/202
D676,476 S *	2/2013	Ishikura et al.	D16/202

* cited by examiner

Primary Examiner — Adir Aronovich

Assistant Examiner — Ramzi Almatrahi

(74) *Attorney, Agent, or Firm* — McClure, Qualey & Rodack, LLP

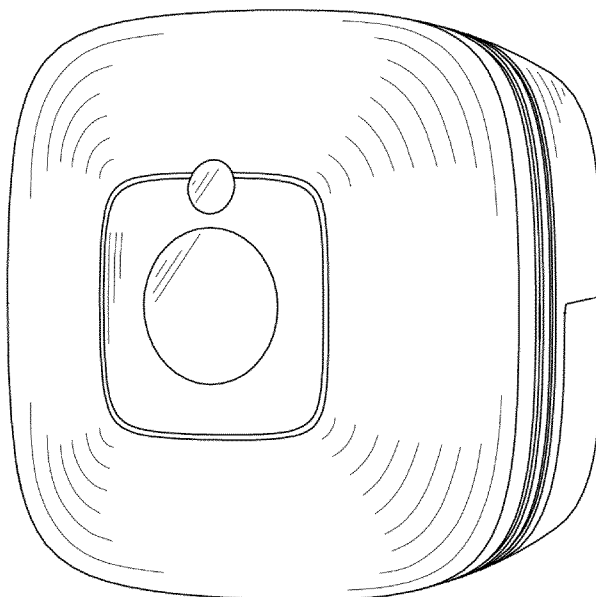
(57) **CLAIM**

The ornamental design for an IP camera, as shown and described.

DESCRIPTION

FIG. 1 is a perspective view of an IP camera showing my new design;
FIG. 2 is a front elevational view thereof;
FIG. 3 is a rear elevational view thereof;
FIG. 4 is a left side elevational view thereof;
FIG. 5 is a right side elevational view thereof;
FIG. 6 is a top plan view thereof; and,
FIG. 7 is a bottom plan view thereof.

1 Claim, 7 Drawing Sheets



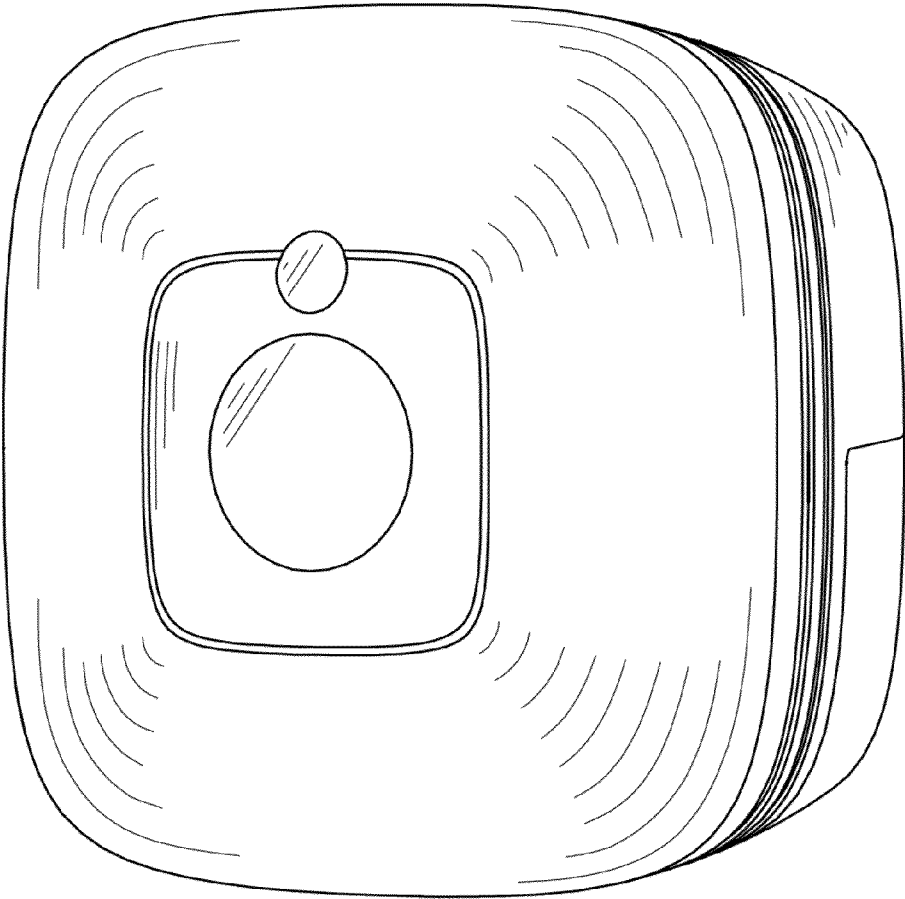


FIG. 1

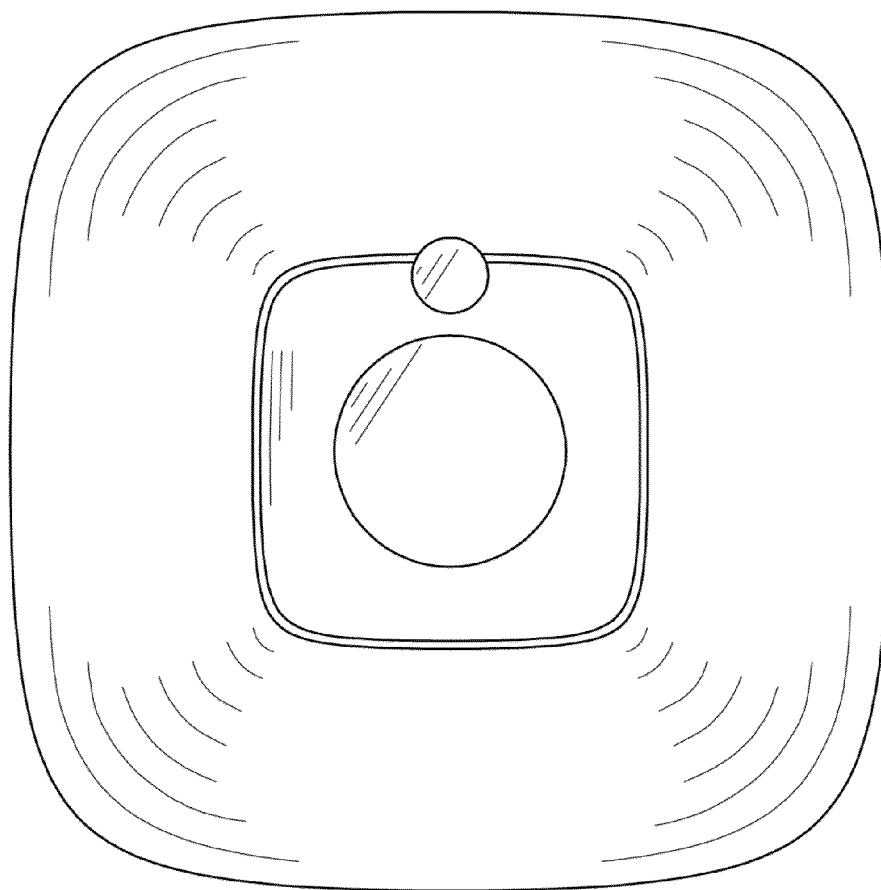


FIG. 2

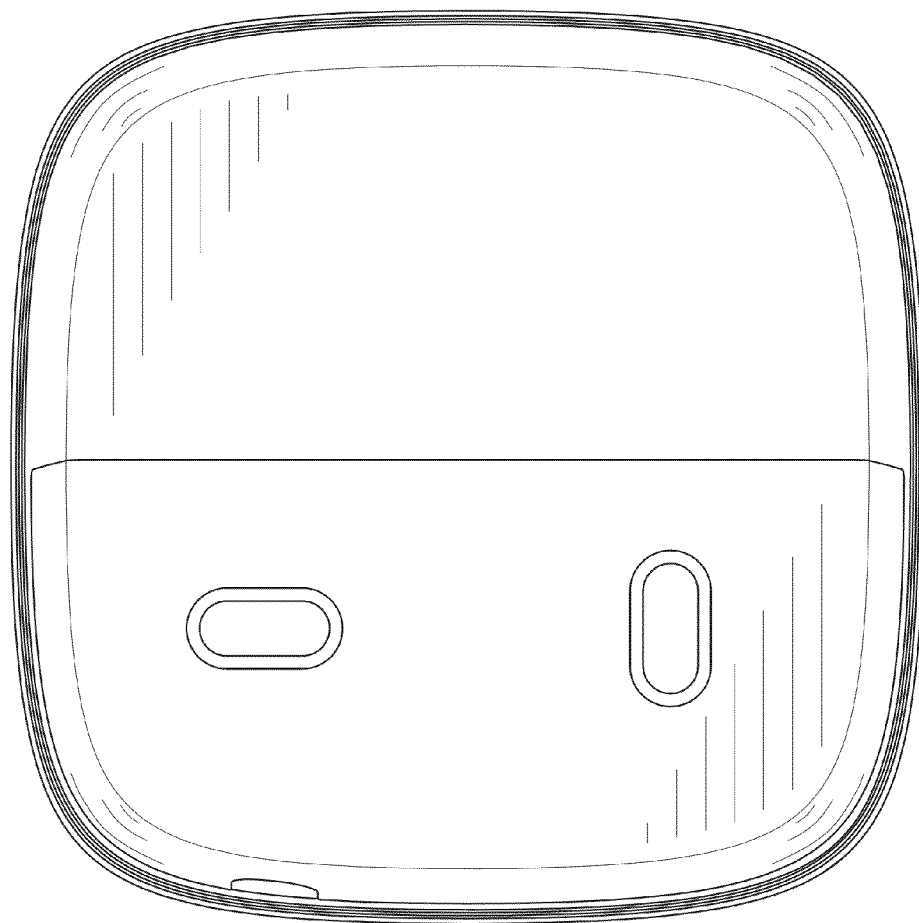


FIG. 3

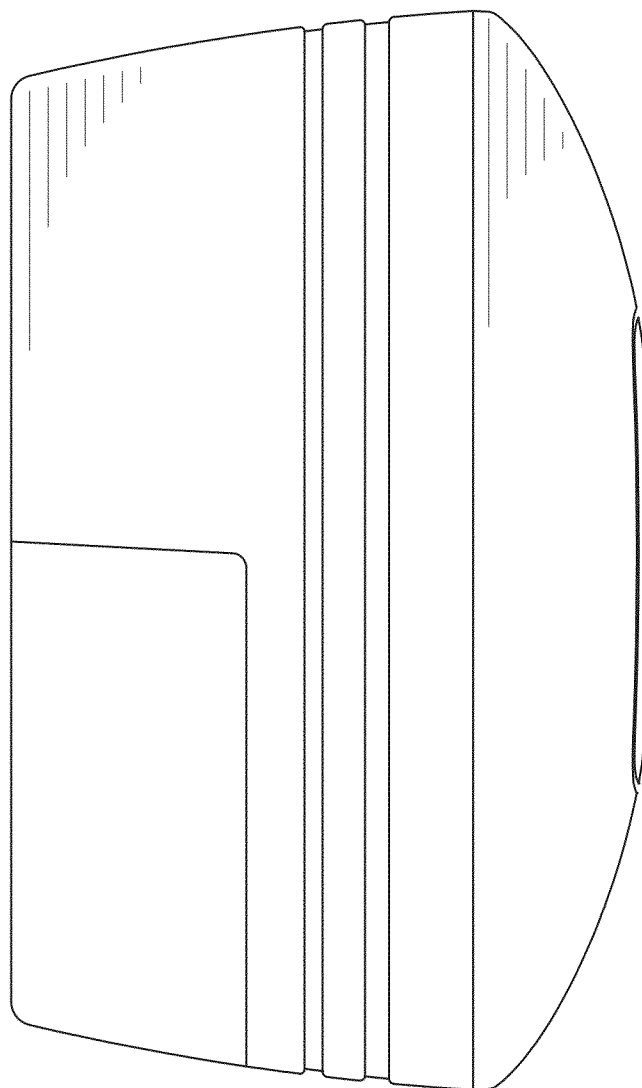


FIG. 4

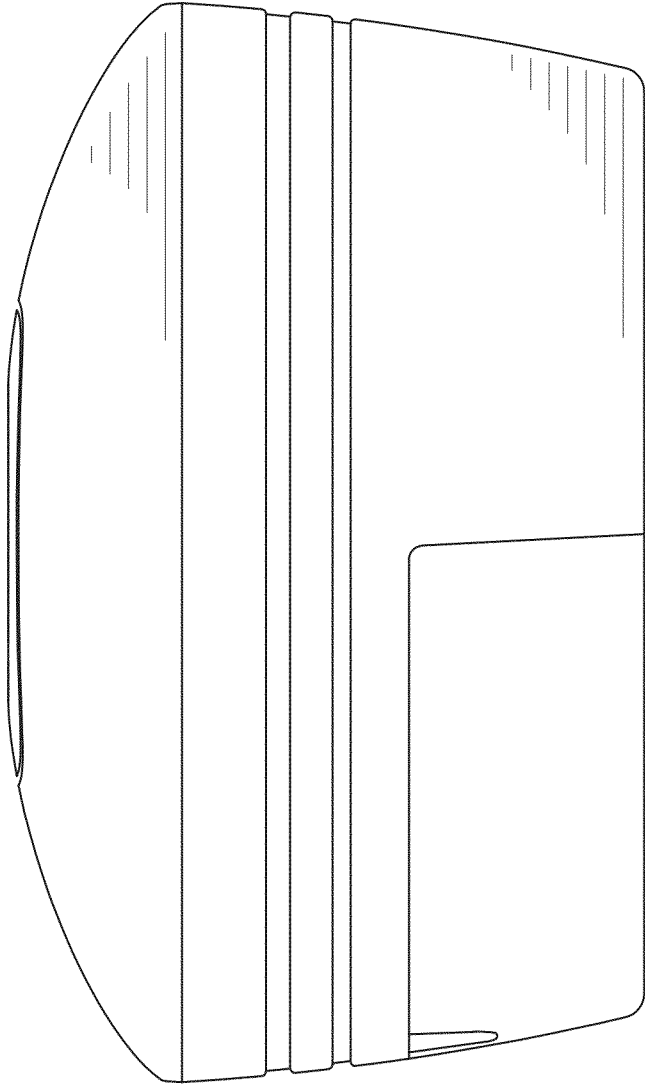


FIG. 5

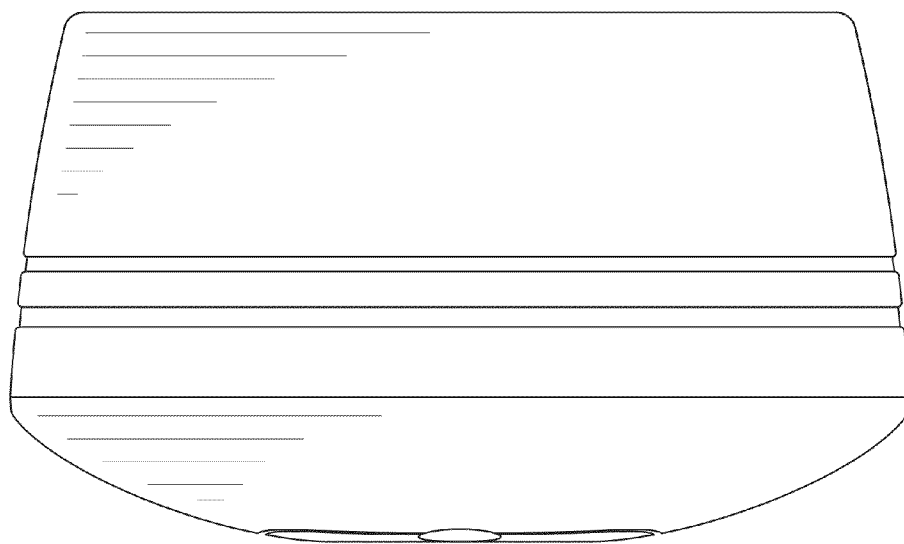


FIG. 6

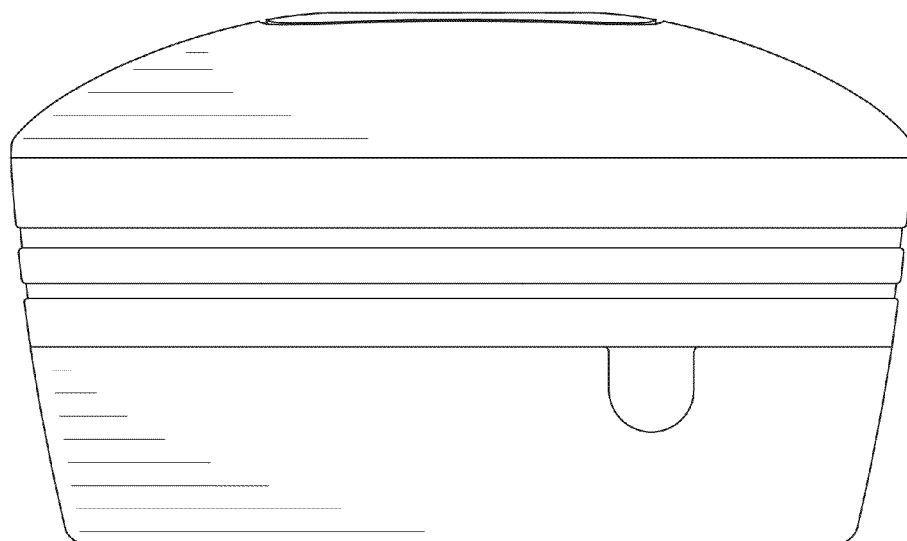


FIG. 7