



US00D411138S

United States Patent [19]
Ramaciotti

[11] **Patent Number: Des. 411,138**
[45] **Date of Patent: ** Jun. 22, 1999**

- [54] **CAR**
- [75] **Inventor: Lorenzo Ramaciotti**, Revigliasco
Torinese, Italy
- [73] **Assignee: Ferrari S.p.A.**, Modena, Italy
- [**] **Term: 14 Years**
- [21] **Appl. No.: 29/078,389**
- [22] **Filed: Oct. 23, 1997**
- [30] **Foreign Application Priority Data**
Apr. 28, 1997 [XH] Hague Agreement DMA/003708
Apr. 28, 1997 [XH] Hague Agreement DMA/003709
- [51] **LOC (6) Cl. 12-08**
- [52] **U.S. Cl. D12/92**
- [58] **Field of Search D12/90-92; 296/185**

- D. 338,638 8/1993 Lagaay D12/92
- D. 356,982 4/1995 Ramaciotti D12/92
- D. 389,436 1/1998 Ramaciotti D12/92
- D. 390,813 2/1998 Lawson D12/92
- D. 392,591 3/1998 Jüngst D12/92

Primary Examiner—Melody N. Brown
Attorney, Agent, or Firm—Robin, Blecker & Daley

[57] **CLAIM**


The ornamental design for a car, as shown and described.

DESCRIPTION

FIG. 1 is a perspective view of a car showing my new design;
FIG. 2 is a right view thereof;
FIG. 3 is a left view thereof;
FIG. 4 is a top plan view thereof;
FIG. 5 is a front elevational view;
FIG. 6 is a rear elevational view thereof; and,
FIG. 7 is a bottom plan view thereof.

- [56] **References Cited**
U.S. PATENT DOCUMENTS
D. 294,337 2/1988 Reed et al. D12/90

1 Claim, 7 Drawing Sheets



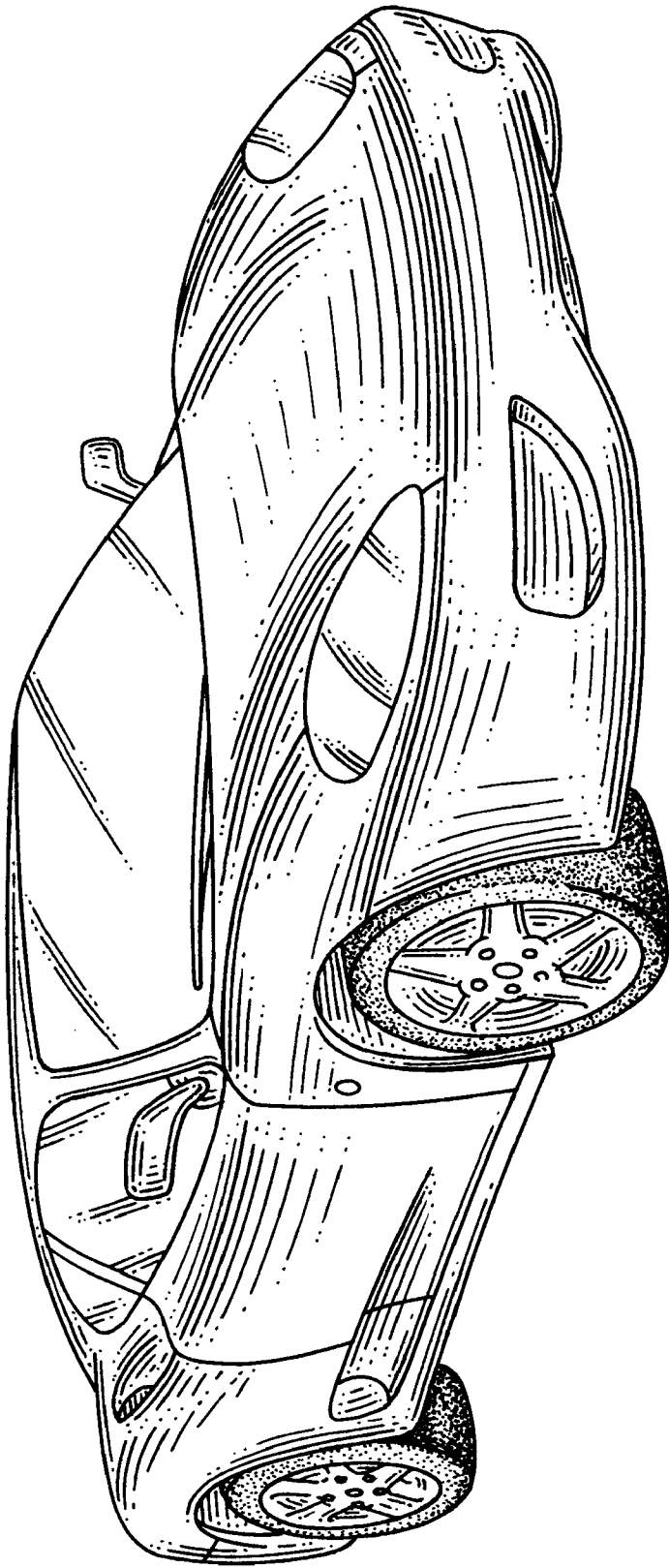


FIG. 1

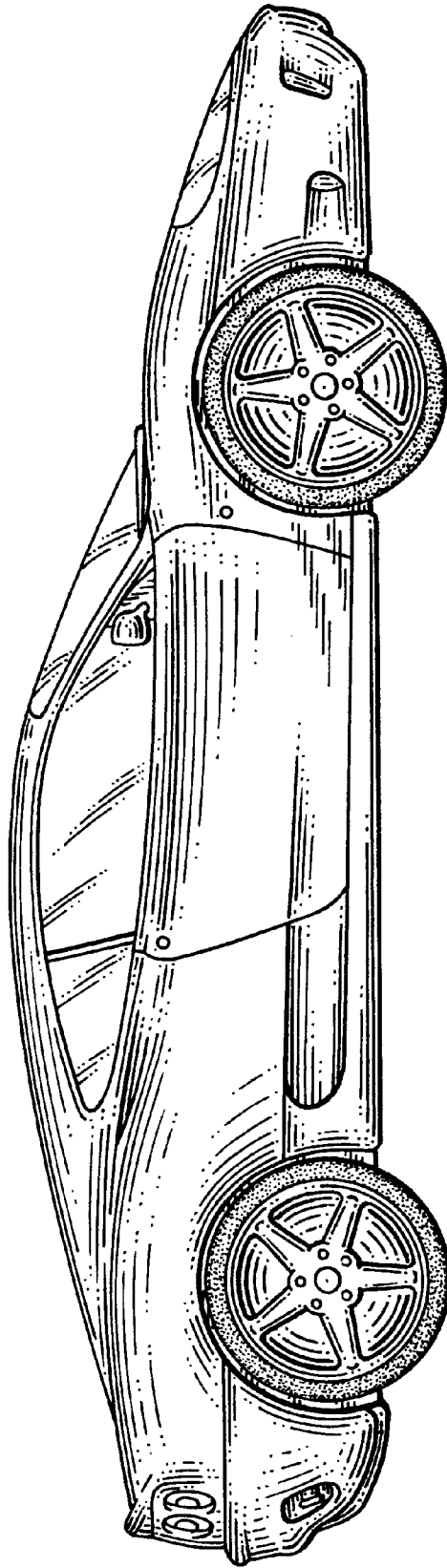


FIG. 2

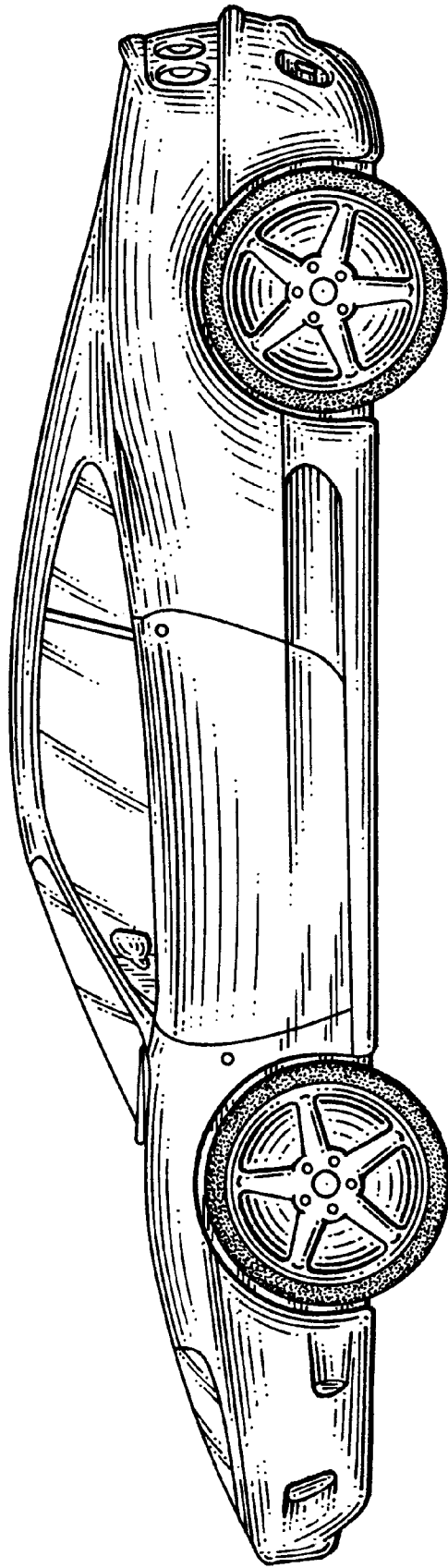


FIG. 3

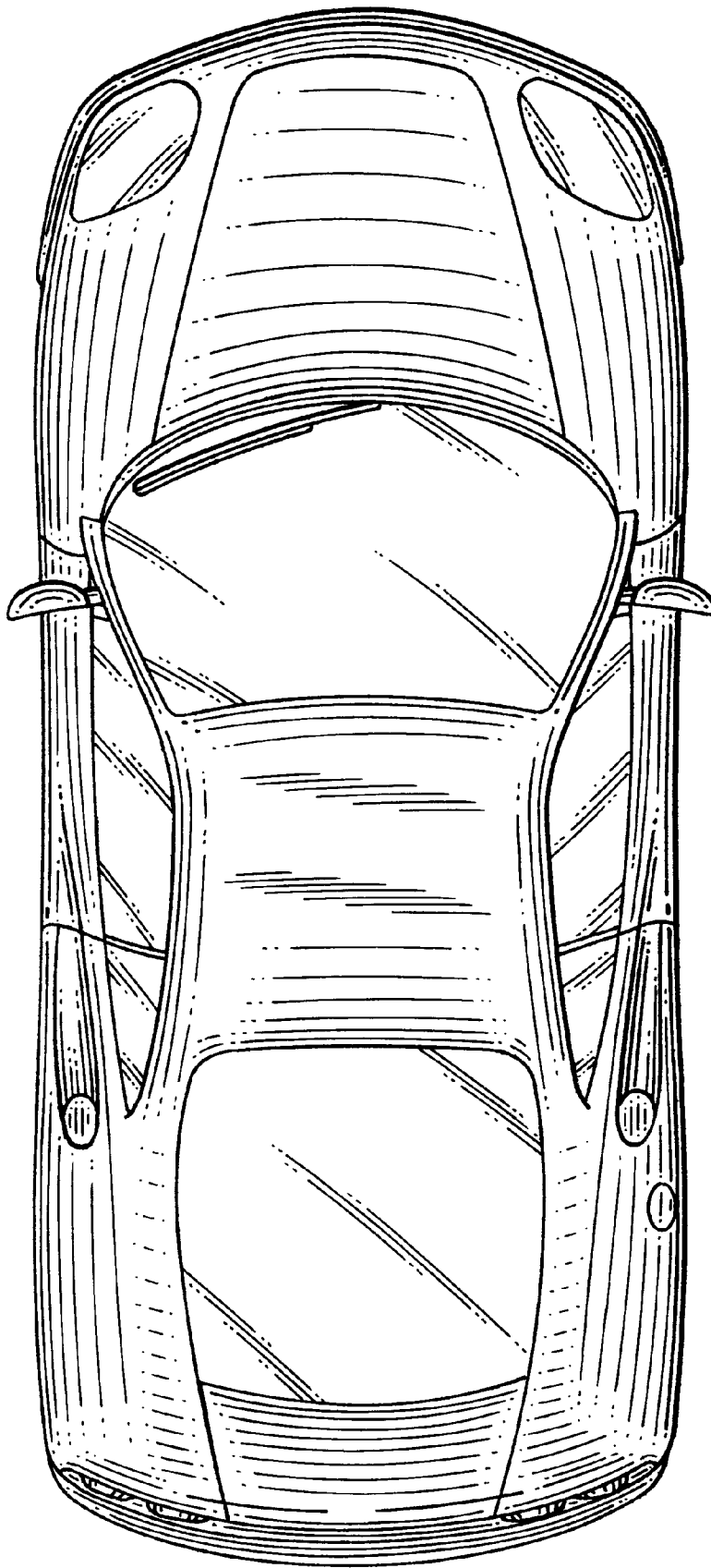


FIG. 4




FIG. 5




FIG. 6

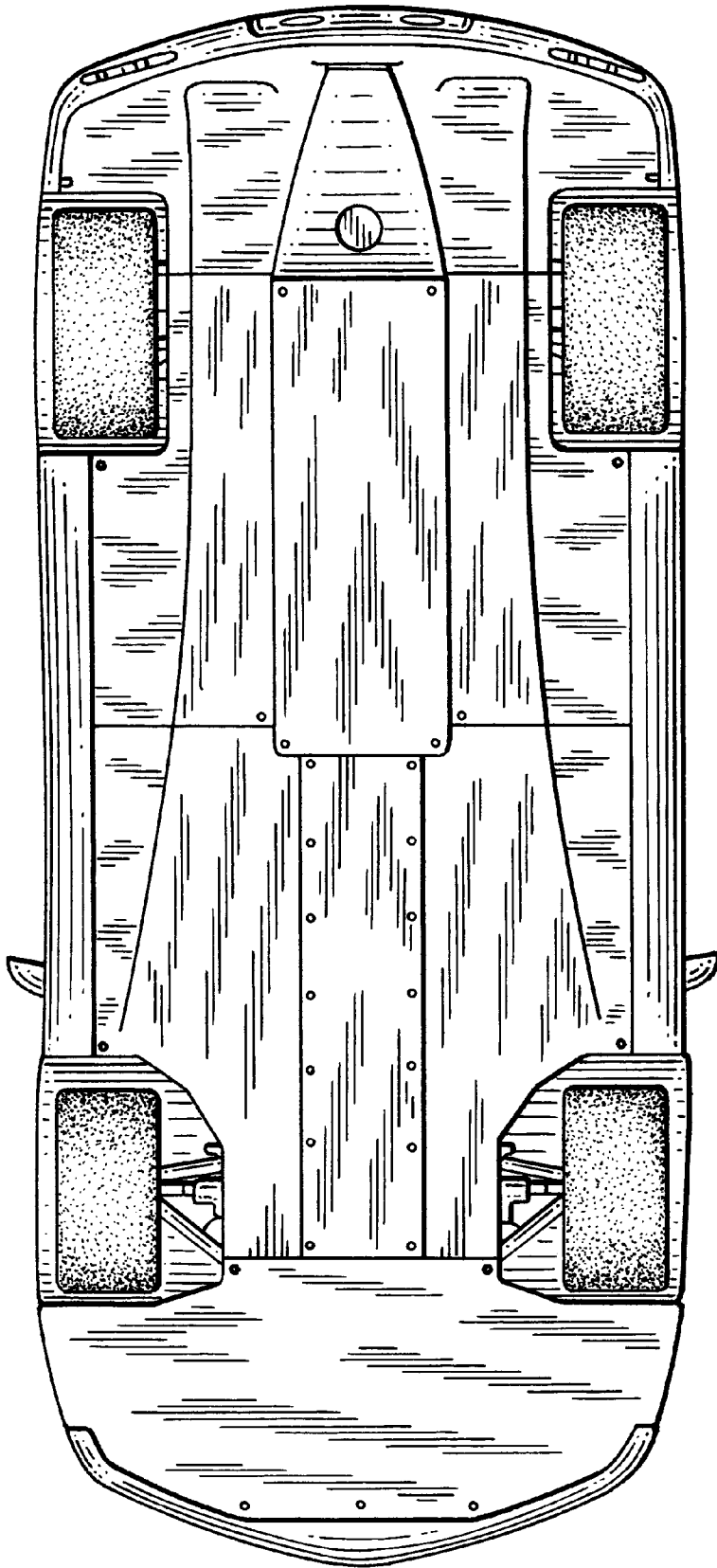


FIG. 7