

[54] MODULAR TRAVEL CASE

[76] Inventor: **Arnold S. Wasserman**, 826 Cheltenham Road, Santa Barbara, Calif. 93105

[**] Term: **14 Years**

[21] Appl. No.: **645,366**

[22] Filed: **Dec. 30, 1975**

[51] Int. Cl. **D3-01**
 [52] U.S. Cl. **D87/5 G**
 [58] Field of Search **D87/5 E, 5 F, 5 G, 1 R, D87/5 R; 190/41.2, 42, 44, 52, 58 R, 58 A, 60; 224/8 R, 46 R, 47**

[56] **References Cited**

U.S. PATENT DOCUMENTS

1,575,875	3/1926	Szewczyk	190/58 R
2,865,433	12/1958	Warner	190/42
3,061,057	10/1962	Miller	190/44
3,696,850	10/1972	Rosenblum	190/42
D. 135,726	5/1943	Morner	D87/5 F
D. 206,925	2/1967	Artmann	D87/5 F

FOREIGN PATENT DOCUMENTS

1,474,951 2/1967 France 190/44

Primary Examiner—Joel Stearman
Assistant Examiner—George P. Word
Attorney, Agent, or Firm—Richard A. Bardin

[57] **CLAIM**

The ornamental design for a modular travel case, substantially as shown and described.

DESCRIPTION

FIG. 1 is a perspective view of a modular travel case showing my new design;
 FIG. 2 is a rear elevational view thereof;
 FIG. 3 is a side elevational view thereof showing the side opposite that shown in FIG. 1;
 FIG. 4 is a bottom plan view thereof;
 FIG. 5 is an exploded perspective view thereof with the strap on the left end module in an alternate position;
 FIG. 6 is a rear elevational view of the center module in FIG. 5;
 FIG. 7 is a perspective view of the modular travel case with the right end module and the center module strap removed; and
 FIG. 8 is a reduced scale perspective view of the modular travel case with the left end module and the right end module strap removed.



Fig. 1

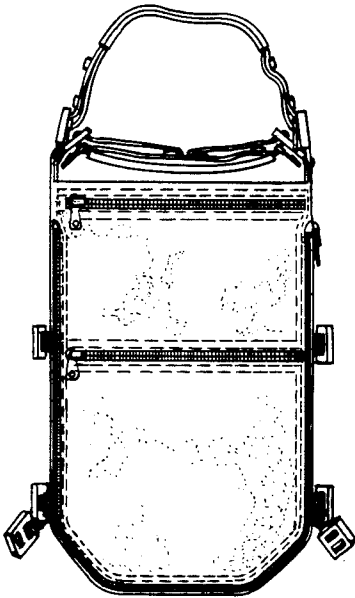


Fig. 2

Fig. 3

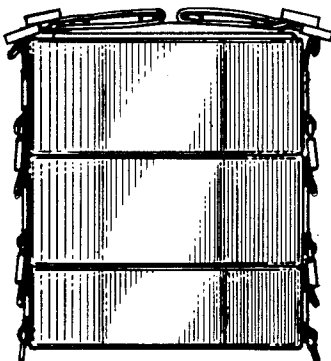
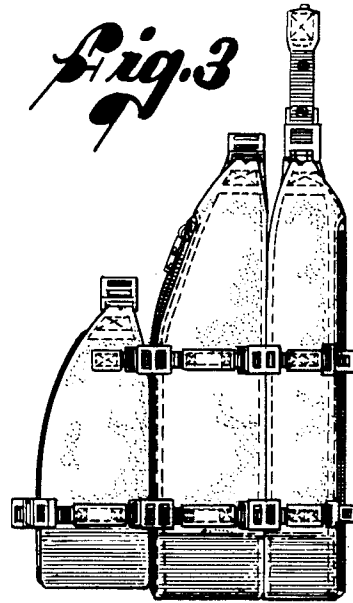


Fig. 4

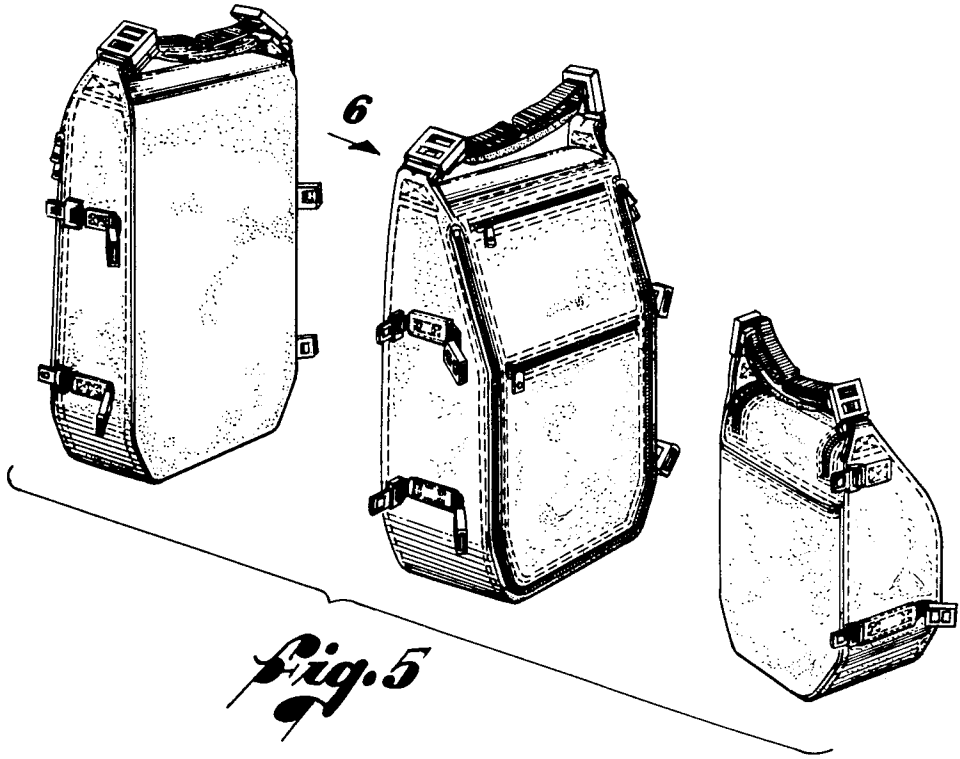


Fig. 5

Fig. 6

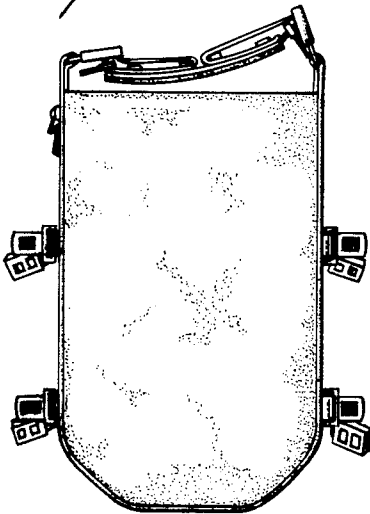


Fig. 7

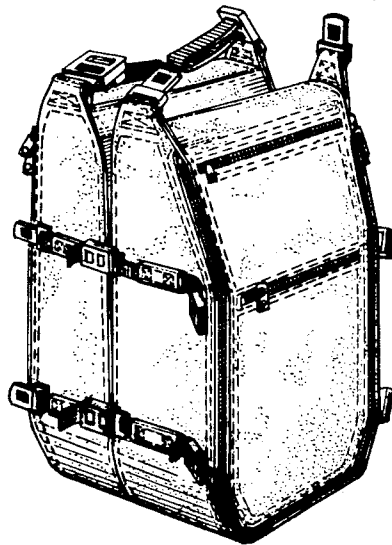


Fig. 8

